

## KATA PENGANTAR

Publikasi Statistik Impor Mei ini merupakan kelanjutan dari publikasi sebelumnya yang diterbitkan secara bulanan oleh Badan Pusat Statistik (BPS). Publikasi ini berisi data yang merupakan hasil pengolahan dokumen, baik yang berupa soft copy maupun hard copy. Data yang disajikan dalam publikasi ini, mencakup :

- A. Impor menurut Golongan Barang HS, Golongan Barang SITC, Komoditi (HS), Negara Asal, Pelabuhan Impor, Negara Asal dan Lima Golongan Barang Utama SITC 3 digit, Komoditi tertentu dan Negara Asal Utama
- B. Impor Kawasan Berikat menurut Golongan Barang HS 2 digit, Golongan Barang SITC, Negara Asal, Provinsi dan Pelabuhan Impor

Ucapan terima kasih dan penghargaan yang setinggi-tingginya disampaikan kepada seluruh aparat Bea dan Cukai serta Bank Indonesia yang telah secara teratur dan berkesinambungan mengirimkan dokumen PIB, juga kepada PT. Pertamina yang telah memberikan data impor minyak dan gas secara rutin. Selanjutnya, kepada semua pihak yang telah banyak membantu Badan Pusat Statistik sehingga memungkinkan diterbitkannya publikasi ini, juga disampaikan terima kasih.

Akhirnya, kami mengharapkan semoga publikasi ini dapat bermanfaat bagi pemakai.

Jakarta, September 2008  
Badan Pusat Statistik  
Kepala,

**DR. RUSMAN HERIAWAN**  
NIP. 340003999

## FOREWORD

The monthly publication of import statistics, is a sequential issue from the preceding publication which developed by The BPS-Statistics Indonesia. This Publication contains the data of imports document on both softcopy and hardcopy. The data in this publication covered :

- A. Import by HS Commodity Groups, SITC Commodity Groups, Commodity (HS), Country of Origin, Port of Importation, Country of Origin and Five Major SITC Commodity Group, Certain Commodities import by Main Country of Origin
- B. Bonded Zone import by Commodity 2 Digits HS, by SITC Commodity Group, Country of Origin, by Province and port of Importation

Deeply gratitude and the highest appreciation are due to the Custom Officers and Bank of Indonesia of their contribution of regularly in sending documents, and also to PT. Pertamina for the best cooperation in supporting data of oil and gas so that BPS published this edition successfully.

Finally, it is hoped that this publication would be useful for users.

Jakarta, September 2008  
BPS-Statistics Indonesia

**DR. RUSMAN HERIAWAN**  
Director General

## PENJELASAN

### 1. DAERAH PENCATATAN

Daerah pencatatan statistik dalam publikasi ini meliputi seluruh wilayah Republik Indonesia.

### 2. SUMBER DOKUMEN

Statistik dikumpulkan berdasarkan dokumen impor/Pemberitahuan Impor Barang (PIB) yang diisi oleh importir. Dokumen PIB diterima dari Bea dan Cukai dan berlaku sejak April 1997 berdasarkan Surat Keputusan Menteri Keuangan nomor 101/KMK.05/1997 tanggal 10 Maret 1997.

### 3. SISTEM PERDAGANGAN

Sistem pencatatan Statistik Perdagangan Luar Negeri mempergunakan Sistem Perdagangan Umum (*the General Trade System*) atau dengan Sistem Perdagangan Khusus (*the Special Trade System*). Dalam Sistem Perdagangan Umum, Kawasan Berikat dianggap sebagai ~~di~~ dalam negeri, sedangkan dalam Sistem Perdagangan Khusus, dianggap sebagai ~~di~~ luar negeri. Sejak Januari 2008, sistem pencatatan Statistik Impor menggunakan Sistem Perdagangan Umum.

### 4. RUANG LINGKUP

Pencatatan Statistik Impor meliputi seluruh barang-barang yang masuk ke wilayah Indonesia.

### 5. KASUS KHUSUS

- 5.1 Sebagian impor kapal laut dan pesawat beserta suku cadangnya termasuk dalam Statistik Impor.
- 5.2 Barang-barang luar negeri yang diolah atau diperbaiki didalam negeri tetap dicatat sebagai barang impor, meskipun setelah barang tersebut selesai diproses akan kembali ke luar negeri (*re-ekspor*).
- 5.3 Barang-barang di bawah ini tidak termasuk di dalam Statistik Impor :
  - a. Pakaian dan barang-barang perhiasan penumpang.
  - b. Barang-barang penumpang untuk dipakai sendiri, kecuali lemari es, pesawat TV dan sebagainya.
  - c. Barang-barang yang diimpor untuk keperluan perwakilan (kedutaan) suatu negara.
  - d. Barang-barang untuk ekspedisi dan ekshibisi/pameran.
  - e. Sebagian barang-barang yang langsung diimpor oleh angkatan bersenjata.
  - f. Pembungkus/peti kemas.
  - g. Uang dan surat-surat berharga.
  - h. Barang-barang sebagai contoh.

### 6. SISTEM PENGOLAHAN

Data dalam publikasi ini mencakup dokumen PIB selama Mei 2008 yang diterima oleh Badan Pusat Statistik sampai akhir Juni 2008. Sistem pengolahan menggunakan *Carry Over*. Dengan metode ini dokumen-dokumen dari Bea dan Cukai ditunggu selama satu bulan setelah bulan berjalan. Dokumen-dokumen yang datang terlambat akan dimasukkan dalam bulan pengolahan berikutnya.

#### **7. KLASIFIKASI JENIS BARANG**

Penggolongan barang yang digunakan di dalam statistik impor adalah klasifikasi Barang Impor yang berdasarkan pada Buku Tarif Bea Masuk Indonesia 2007 (BTBMI 2007) yang mengacu pada amandemen keempat dari World Customs Organization (WCO) sebagai lembaga Internasional yang menyusun klasifikasi Harmonized System (HS). Disamping menggunakan HS sebagai klasifikasi jenis barang, juga digunakan Standard International Trade Classification (SITC) Revisi 4.

#### **8. PERIODE REFERENSI**

Periode penentuan impor adalah tanggal penyelesaian dokumen oleh pejabat-pejabat Bea dan Cukai yang terdapat dalam dokumen impor.

#### **9. NILAI BARANG**

Nilai barang dinyatakan dalam nilai CIF (US\$) dan nilai Kurs Mei 2008 yang digunakan adalah US\$ 1 = Rp. 9.259,-

#### **10. SATUAN BARANG**

Berat barang impor adalah berat bersih dan dinyatakan dalam Kg.

#### **11. NEGARA ASAL**

Negara asal adalah negara dimana barang-barang tersebut dihasilkan yang dokumennya setelah diperiksa oleh pejabat Bea dan Cukai sesuai dengan peraturan yang berlaku.

## EXPLANATORY NOTES

### 1. AREA RECORDINGS

The statistical recording area in this publication covers the entire territory of the Republic of Indonesia.

### 2. SOURCE OF DOCUMENTS

Statistics are compiled based on Import Declaration Form (Pemberitahuan Impor Barang or PIB) of Import documents that are filled by importers. The PIB documents received from Customs and Excise, prevailing on April 1, 1997, based on Minister of Finance Decree No. 101/KMK.05/1997, March 10, 1997.

### 3. TRADE SYSTEM

The system of recording Foreign Trade Statistics apply the General Trade System or the Special Trade System. In the General Trade System, the Bonded Zone is regarded as "*Domestic*", while in the Special Trade System, the Bonded Zone is regarded as "*Abroad*". Since January 2008, the system of recording import Statistics have applied the General Trade System.

### 4. COVERAGE

The recording Import Statistics covers all goods entering the Indonesian territory.

### 5. PARTICULAR CASES

**5.1** Part of importation of sea vessels and airplanes and their spareparts are included in the Import Statistics.

**5.2** Overseas goods which are processed or modified in Indonesian Country are recorded as importation, although after the goods finish process will return to abroad (re-exports).

**5.3** The goods here under are not included in the Import Statistics :

- a. Clothes and jewelry of passangers.
- b. Luggage of passangers of own use, except refrigerators, television sets, etc.
- c. Goods imported for the use of foreign countries representations (embassies).
- d. Goods for expeditions and exhibition shows.
- e. A part of the goods directly imported by armed forces.
- f. Packings containers to be refilled.
- g. Bank notes and securities.
- h. Sample goods.

## **6. PROCESSING SYSTEM**

The data in this publication covers documents of Mei 2008 were received by the BPS to the end of June, 2008. The documents are processed using a carry over system. The deadline for the acceptance of documents of a certain month is one month after the reference period, which means the end of the following month. The documents accepted after the deadline is considered as the document of the following month.

## **7. COMMODITY CLASSIFICATION**

The classification of goods in this publication applies the 2007 Indonesia's Tariff Classification, based on fourth amendment from World Customs Organization (WCO) as an International Organization who arranged the Classification of Harmonized System (HS). Besides applying the HS, the Standard International Trade Classification (SITC) Revised 4 is also applied in the classification of goods.

## **8. REFERENCE PERIOD**

The period of import determination is the date of settlement/completion by the Customs and Excise Officials as stated in the Import documents.

## **9. COMMODITY VALUATION**

The values recorded, are the CIF value (US\$). The exchange rate use for May 2008, US\$ 1 = Rp. 9,259,-

## **10. UNIT OF COMMODITY**

The net weight of imported goods are presented to Kg.

## **11. COUNTRY OF ORIGIN**

Country of origin is the country in which the goods have been produced, after being verified by Customs and Excise Officials, pursuant to the prevailing regulations

## DAFTAR ISI/CONTENTS

		Halaman/Page
	KATA PENGANTAR/FOREWORD	i-ii
	PENJELASAN/EXPLANATORY NOTES	iii-vi
	DAFTAR ISI/CONTENTS	vii
	RINGKASAN/SUMMARY	ix-xvii
Tabel/Table	I-1. Import Menurut Golongan Barang HS/ <i>Import by HS Commodity Groups</i>	
	A. Menurut 21 Golongan Barang HS/ <i>By 21 HS Commodity Groups</i>	1
	B. Menurut Golongan Barang 2 Dijit HS/ <i>By Commodity Groups 2 Digit Code HS</i>	2
	C. Menurut 40 Golongan Barang HS Terbesar/ <i>By 40 Biggest Commodities 10 Digit HS Code</i>	3
Tabel/Table	I-2. Impor Menurut Golongan Barang SITC/ <i>Import by SITC Commodity Groups</i>	4-8
Tabel/Table	I-3. Impor Menurut Komoditi (HS)/ <i>Import by Commodity (HS)</i>	9-101
Tabel/Table	I-4. Impor Menurut Negara Asal/ <i>Import by Country of Origin</i>	102-104
Tabel/Table	I-5. Impor Menurut Pelabuhan Impor/ <i>Import by Port of Importation</i>	105-107
Tabel/Table	I-6. Impor Menurut Negara Asal dan Lima Golongan Barang (SITC) Utama/ <i>Import by Country of Origin and Five Major SITC Commodity Group</i>	109-130
Tabel/Table	I-7. Impor Komoditi Tertentu Menurut Negara Asal Utama/ <i>Certain Commodities Import by Main Country of Origin</i>	131-134
Tabel/Table	K1. Import Kawasan Berikat Menurut Golongan Barang 2 Dijit HS/ <i>Bonded Zone Import by Commodity 2 Digits HS</i>	135-136
Tabel/Table	K2. Impor Kawasan Berikat Menurut Golongan Barang SITC/ <i>Bonded Zone Import by SITC Commodity Group</i>	137-141
Tabel/Table	K3. Impor Kawasan Berikat Menurut Negara Asal/ <i>Bonded Zone Import by Country of Origin</i>	142-143
Tabel/Table	K4. Impor Kawasan Berikat Menurut Provinsi dan Pelabuhan Impor/ <i>Bonded Zone Import by Province and Port of Importation</i>	144-145

## RINGKASAN

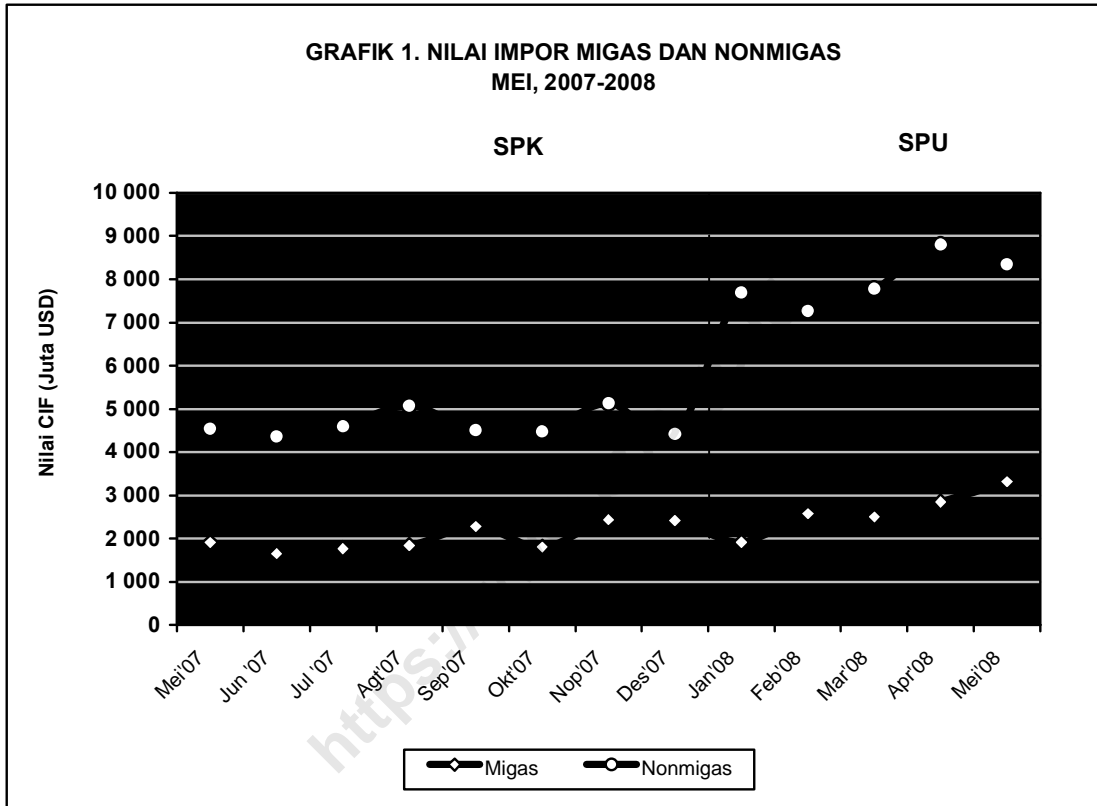
Pada Mei 2008 nilai impor mencapai USD 11.664,1 juta yang terdiri dari impor melalui Kawasan Berikat sebesar USD 1.995,4 juta (17,11 persen) dan di Luar Kawasan Berikat sebesar USD 9.668,7 juta (82,89 persen). Nilai impor migas Indonesia mencapai USD 3.315,3 juta atau 28,42 persen dari total impor Indonesia. Sedangkan nilai impor nonmigas mencapai USD 8.348,8 juta dan memberikan peranan sebesar 71,58 persen terhadap total impor Indonesia.

**TABEL 1. IMPOR MIGAS DAN NONMIGAS  
MEI, 2007-2008**

Tahun	Bulan	Migas		Nonmigas		Total	
		Indonesia	Kawasan Berikat	Indonesia	Kawasan Berikat	Indonesia	Kawasan Berikat
<b>Nilai CIF (Juta USD)</b>							
<b>Sistem Perdagangan Khusus</b>							
<b>2007</b>	Mei	1 912,1	---	4 543,3	---	6 455,4	---
	Juni	1 651,3	---	4 363,5	---	6 014,8	---
	Juli	1 768,5	---	4 592,0	---	6 360,5	---
	Agustus	1 840,4	---	5 076,4	---	6 916,8	---
	September	2 277,6	---	4 513,5	---	6 791,1	---
	Oktober	1 810,3	---	4 475,7	---	6 286,0	---
	Nopember	2 436,2	---	5 137,9	---	7 574,1	---
	Desember	2 417,7	---	4 420,1	---	6 837,8	---
<b>Sistem Perdagangan Umum</b>							
<b>2008</b>	Januari	1 918,4	10,5	7 689,7	2 096,1	9 608,1	2 106,6
	Februari	2 576,9	11,4	7 266,0	1 960,2	9 842,9	1 971,6
	Maret	2 499,8	8,2	7 776,8	2 299,5	10 276,6	2 307,7
	April	2 851,1	20,8	8 795,6	2 273,7	11 646,7	2 294,5
	Mei	3 315,3	17,5	8 348,8	1 977,9	11 664,1	1 995,4
<b>Peranan Terhadap Total Impor (%)</b>							
<b>Sistem Perdagangan Khusus</b>							
<b>2007</b>	Mei	29,62	---	70,38	---	100,00	---
	Juni	27,45	---	72,55	---	100,00	---
	Juli	27,80	---	72,20	---	100,00	---
	Agustus	26,61	---	73,39	---	100,00	---
	September	33,54	---	66,46	---	100,00	---
	Oktober	28,80	---	71,20	---	100,00	---
	Nopember	32,16	---	67,84	---	100,00	---
	Desember	35,36	---	64,64	---	100,00	---
<b>Sistem Perdagangan Umum</b>							
<b>2008</b>	Januari	19,97	0,50	80,03	99,50	100,00	100,00
	Februari	26,18	0,58	73,82	99,42	100,00	100,00
	Maret	24,33	0,36	75,67	99,64	100,00	100,00
	April	24,48	0,91	75,52	99,09	100,00	100,00
	Mei	28,42	0,88	71,58	99,12	100,00	100,00



Dari total nilai impor migas Indonesia, impor melalui Kawasan Berikat hanya sebesar USD 17,5 juta atau 0,53 persen, sedangkan sisanya sebanyak USD 3.297,8 juta (99,47 persen) di luar Kawasan Berikat. Sementara itu, nilai impor nonmigas di Luar Kawasan Berikat mencapai USD 6.370,9 juta atau 76,31 persen dan yang melalui Kawasan Berikat sebesar USD 1.977,9 juta (23,69 persen).



Keterangan : SPK = Sistem Perdagangan Khusus  
SPU = Sistem Perdagangan Umum

Dilihat dari peranannya, selama tiga belas bulan terakhir impor migas memberikan kontribusi rata-rata 28,06 persen per bulan dan impor nonmigas sebesar 71,94 persen per bulan. Sementara itu, pada Mei 2008 peranan impor migas mencapai 28,42 persen yang berarti angka tersebut berada di atas rata-rata. Sebaliknya peranan impor nonmigas berada di bawah rata-rata yaitu 71,58 persen.

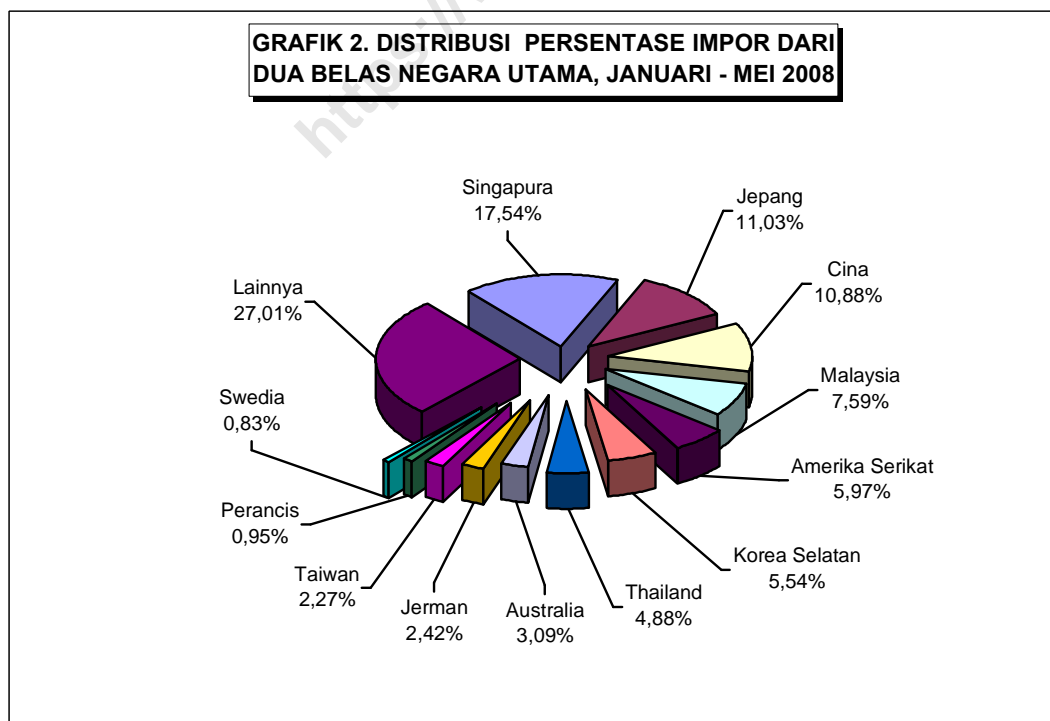
Dengan diterapkannya Sistem Perdagangan Umum (General Trade System) dalam pencatatan statistik impor, secara keseluruhan nilai impor barang yang tercatat mengalami kenaikan yang nyata (signifikan).

**TABEL 2. PERKEMBANGAN IMPOR MIGAS DAN NONMIGAS  
JANUARI-MEI, 2004-2008**

Bulan/ Tahun	Nilai (Juta USD)			Peranan (%)			
	Migas	Non-Migas	Total	Migas	Non-Migas	Total	
<b>Jan-Mei :</b>							
<b>SPK :</b>	2004	4 167,1	13 013,9	17 181,0	24,25	75,75	100,00
	2005	6 638,5	17 004,2	23 642,7	28,08	71,92	100,00
	2006	6 850,2	16 353,7	23 203,9	29,52	70,48	100,00
	2007	7 730,6	19 961,6	27 692,2	27,92	72,08	100,00
<b>SPU :</b>	2008	13 161,5	39 876,9	53 038,4	24,82	75,18	100,00

Keterangan : SPK = Sistem Perdagangan Khusus  
SPU = Sistem Perdagangan Umum

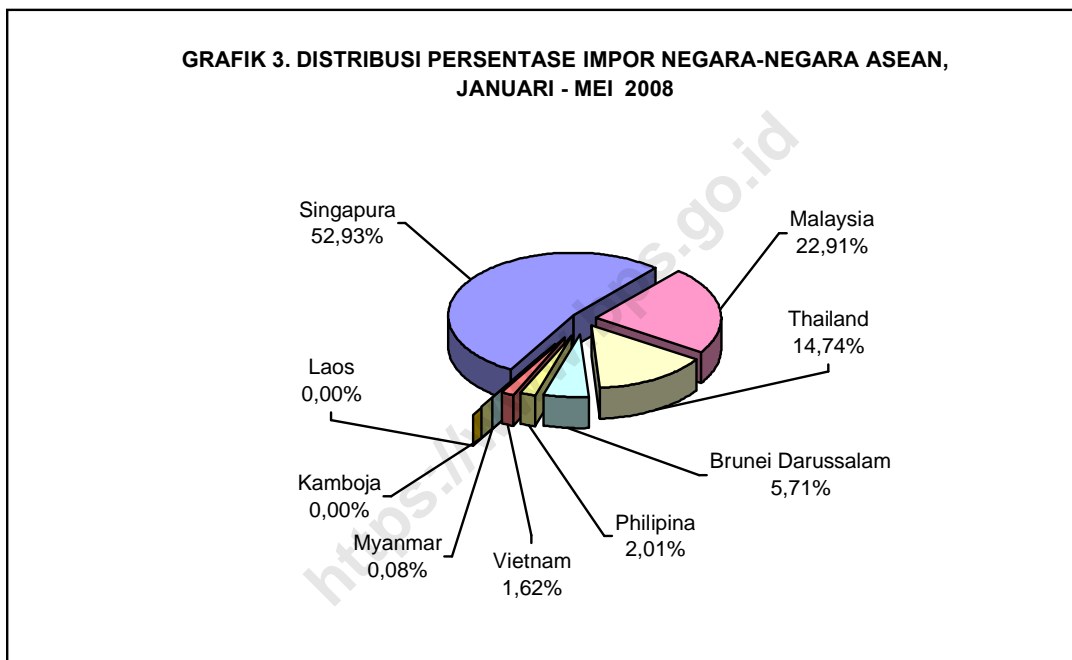
Impor migas Januari-Mei 2008 sebesar 13.161,5 juta atau lebih tinggi daripada rata-rata migas Januari-Mei periode 2004-2007 yang sebesar USD 6.346,7 juta. Sedangkan rata-rata impor nonmigas Januari-Mei periode 2004-2007 sebesar USD 16.583,3 juta atau lebih rendah dibanding impor nonmigas Januari-Mei 2008 yang sebesar USD 39.876,9 juta. Dilihat dari nilainya, selama Januari-Mei pada periode 2004-2008 di dominasi oleh impor nonmigas dengan rata-rata peranan sebesar 72,56 persen per tahun. Dengan demikian dapat disimpulkan bahwa perekonomian Indonesia selama ini masih bertumpu pada sektor nonmigas.



Dari keseluruhan nilai impor pada Januari - Mei 2008, 72,99 persen berasal dari dua belas negara utama. Singapura menempati posisi pertama, yaitu 17,54 persen dari total impor

Indonesia, diikuti oleh Jepang (11,03 persen), Cina (10,88 persen), Malaysia (7,59 persen), Amerika Serikat (5,97 persen), Korea Selatan (5,54 persen), Thailand (4,88 persen), Australia (3,09 persen), Jerman (2,42 persen), Taiwan (2,27 persen), Perancis (0,95 persen), dan Swedia (0,83 persen).

Impor terbesar pada Januari-Mei 2008 berasal dari sembilan negara kelompok APEC Lainnya yakni mencapai 35,59 persen atau sebesar USD 18.878,9 juta. Kelompok negara ASEAN berada di urutan berikutnya dengan peranan sebesar 33,14 persen (USD 17.576,9), kemudian diikuti negara-negara kelompok Uni Eropa 7,73 persen (USD 4.101,8 juta), negara kelompok NAFTA sebesar 7,52 persen (USD 3.986,9 juta), dan kelompok negara lainnya menyumbang 16,02 persen (USD 8.494,0 juta).



Jika dilihat impor Indonesia dari kelompok ASEAN, selama Januari-Mei 2008 peranan impor yang paling tinggi adalah dari *Singapura* dengan peranan sebesar 52,93 persen dari total impor ASEAN. *Malaysia* menempati urutan kedua sebesar 22,91 persen, diikuti oleh *Thailand* (14,74 persen), *Brunei Darussalam* (5,71 persen), *Philipina* (2,01 persen), *Vietnam* (1,62 persen), sementara peranan impor dari *Myanmar*, *Kamboja* dan *Laos* masih di bawah satu persen.

Dari kelompok negara Uni Eropa, selama Januari-Mei 2008 peranan impor yang paling tinggi adalah dari *Jerman* dengan peranan sebesar 31,28 persen dari total impor Uni Eropa. *Perancis* menempati urutan kedua dengan peranan 12,28 persen, diikuti oleh *Swedia* (10,68 persen), *Italia* (10,44 persen), dan *Inggris* (8,72 persen).

**TABEL 3. NILAI DAN PERANAN IMPOR  
DARI KELOMPOK NEGARA ASEAN, NAFTA, DAN UNI EROPA  
JANUARI - MEI 2007 DAN 2008**

KELOMPOK NEGARA	Januari - Mei 2007		Januari - Mei 2008	
	Nilai (Juta USD)	Peranan (%)	Nilai (Juta USD)	Peranan (%)
<b>APEC</b>				
<b>ASEAN</b>	<b>9 178,2</b>	<b>33,14</b>	<b>17 576,9</b>	<b>33,14</b>
Thailand	1 595,3	5,76	2 590,5	4,88
Singapura	3 862,6	13,95	9 302,7	17,54
Philipina	147,5	0,53	354,1	0,67
Malaysia	2 243,8	8,10	4 026,5	7,59
Myanmar	19,5	0,07	15,0	0,03
Kamboja	0,7	0,00	0,6	0,00
Brunei Darussalam	694,4	2,51	1 003,3	1,89
Laos	2,9	0,01	0,2	0,00
Vietnam	611,5	2,21	284,0	0,54
<b>NAFTA</b>	<b>2 311,2</b>	<b>8,35</b>	<b>3 986,9</b>	<b>7,52</b>
Amerika Serikat	1 880,2	6,79	3 167,8	5,97
Kanada	402,6	1,46	762,4	1,44
Meksiko	28,4	0,10	56,7	0,11
<b>NEGARA APEC LAINNYA</b>	<b>9 078,8</b>	<b>32,78</b>	<b>18 878,9</b>	<b>35,59</b>
Jepang	2 459,3	8,88	5 848,0	11,03
Hongkong	165,0	0,60	1 035,5	1,95
Korea Selatan	1 322,6	4,78	2 936,5	5,54
Taiwan	574,4	2,07	1 203,3	2,27
Cina	3 237,5	11,69	5 771,9	10,88
Papua New Guinea	1,8	0,01	7,9	0,01
Australia	1 067,1	3,85	1 640,6	3,09
Selandia Baru	191,8	0,69	333,3	0,63
Chili	59,3	0,21	101,9	0,19
<b>UNI EROPA</b>	<b>2 739,0</b>	<b>9,89</b>	<b>4 101,8</b>	<b>7,73</b>
Jerman	710,5	2,56	1 283,2	2,42
Perancis	397,7	1,44	503,9	0,95
Swedia	326,6	1,18	438,1	0,83
Italia	235,3	0,85	428,3	0,81
Inggris	264,7	0,95	357,7	0,67
Belanda	179,1	0,65	249,0	0,47
Belgia	128,0	0,46	221,5	0,42
Austria	49,9	0,18	161,7	0,30
Finlandia	132,0	0,48	143,7	0,27
Spanyol	76,7	0,28	110,9	0,21
Irlandia	107,3	0,39	43,1	0,08
Polandia	41,6	0,15	42,8	0,08
Denmark	24,3	0,09	40,6	0,08
Cheska	20,5	0,07	23,5	0,04
Hungaria	4,5	0,02	13,9	0,03
UNI EROPA LAINNYA	40,3	0,14	39,9	0,07
<b>LAINNYA</b>	<b>4 385,0</b>	<b>15,84</b>	<b>8 494,0</b>	<b>16,02</b>
<b>TOTAL IMPOR</b>	<b>27 692,2</b>	<b>100,00</b>	<b>53 038,5</b>	<b>100,00</b>

**TABEL 4. IMPOR MENURUT GOLONGAN PENGGUNAAN BARANG  
JANUARI – MEI 2004 - 2008**

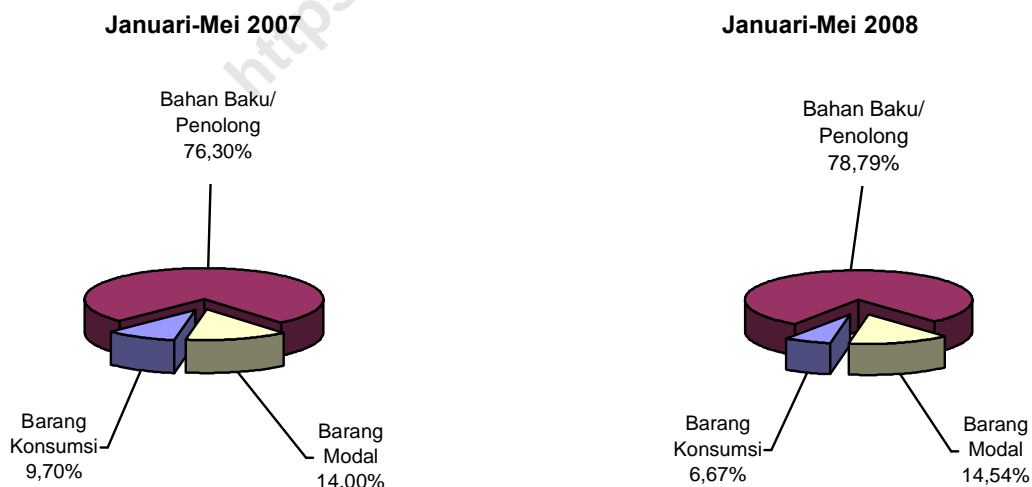
Bulan/	Nilai (Juta USD)	Peranan (%)
--------	------------------	-------------

Tahun	Barang Konsumsi	Bahan Baku/ Penolong	Barang Modal	Total	Barang Konsumsi	Bahan Baku/ Penolong	Barang Modal	Total	
<b>Jan-Mei :</b>									
<b>SPK :</b>	2004	1 456,8	13 604,7	2 119,5	17 181,0	8,48	79,18	12,34	100,00
	2005	1 804,1	18 499,4	3 339,2	23 642,7	7,63	78,25	14,12	100,00
	2006	1 822,4	17 773,1	3 608,4	23 203,9	7,85	76,60	15,55	100,00
	2007	2 685,7	21 130,6	3 875,9	27 692,2	9,70	76,30	14,00	100,00
<b>SPU :</b>	2008	3 537,1	41 788,6	7 712,8	53 038,5	6,67	78,79	14,54	100,00

Keterangan : SPK = Sistem Perdagangan Khusus  
SPU = Sistem Perdagangan Umum

Rata-rata nilai impor Januari-Mei periode 2004-2007 adalah sebesar USD 22.930,0 juta dengan rata-rata nilai impor barang konsumsi dan peranannya selama empat tahun tersebut mencapai USD 1.942,3 juta (8,42 persen), impor *bahan baku/penolong* sebesar USD 17.752,0 juta (77,58 persen), dan impor *barang modal* sebesar USD 3.235,8 juta (14,00 persen). Sedangkan Januari-Mei 2008, barang konsumsi, bahan baku/penolong, dan barang modal masing-masing memberikan kontribusi sebesar 6,67 persen, 78,79 persen, dan 14,54 persen dari total impor Indonesia.

**GRAFIK 5. PERSENTASE NILAI IMPOR INDONESIA  
MENURUT GOLONGAN PENGGUNAAN BARANG  
JANUARI – MEI 2007 DAN 2008**



Dilihat dari peranannya selama Januari-Mei periode 2004-2008, rata-rata peranan tertinggi diberikan oleh impor bahan baku/penolong yaitu 77,82 persen, diikuti oleh rata-rata impor barang modal sebesar 14,11 persen dan rata-rata impor bahan konsumsi sebesar 8,07

persen. Sementara itu, peran barang konsumsi yang tertinggi dicapai di tahun 2007 yaitu sebesar 9,70 persen. Golongan bahan baku/penolong memberikan peranan tertinggi di tahun 2004 sebesar 79,18 persen, sedangkan golongan barang modal peran tertingginya dicapai pada tahun 2006 sebesar 15,55 persen.

Jika dibandingkan dengan periode tahun sebelumnya, peranan nilai impor *bahan baku/penolong* dan *barang modal* terhadap keseluruhan nilai impor pada Januari-Mei 2008 mengalami peningkatan masing-masing dari 76,30 persen menjadi 78,79 persen (naik 2,49 poin) dan dari 14,00 persen menjadi 14,54 persen (naik 0,54 poin). Sebaliknya impor *barang konsumsi* menurun dari 9,70 persen menjadi 6,67 persen (turun 3,03 poin).

Menurut golongan barang SITC (Standard International Trade Classification) 1 digit, kelompok barang utama impor selama Januari-Mei 2008 adalah kelompok *mesin dan alat angkutan* dengan nilai sebesar USD 16.549,6 juta dan memberikan peran sebesar 31,20 persen dari total impor Indonesia Januari-Mei 2008. Jika dibandingkan dengan periode yang sama tahun sebelumnya, peranan impor kelompok ini mengalami peningkatan sebesar 6,66 poin dari 24,54 persen menjadi 31,20 persen.

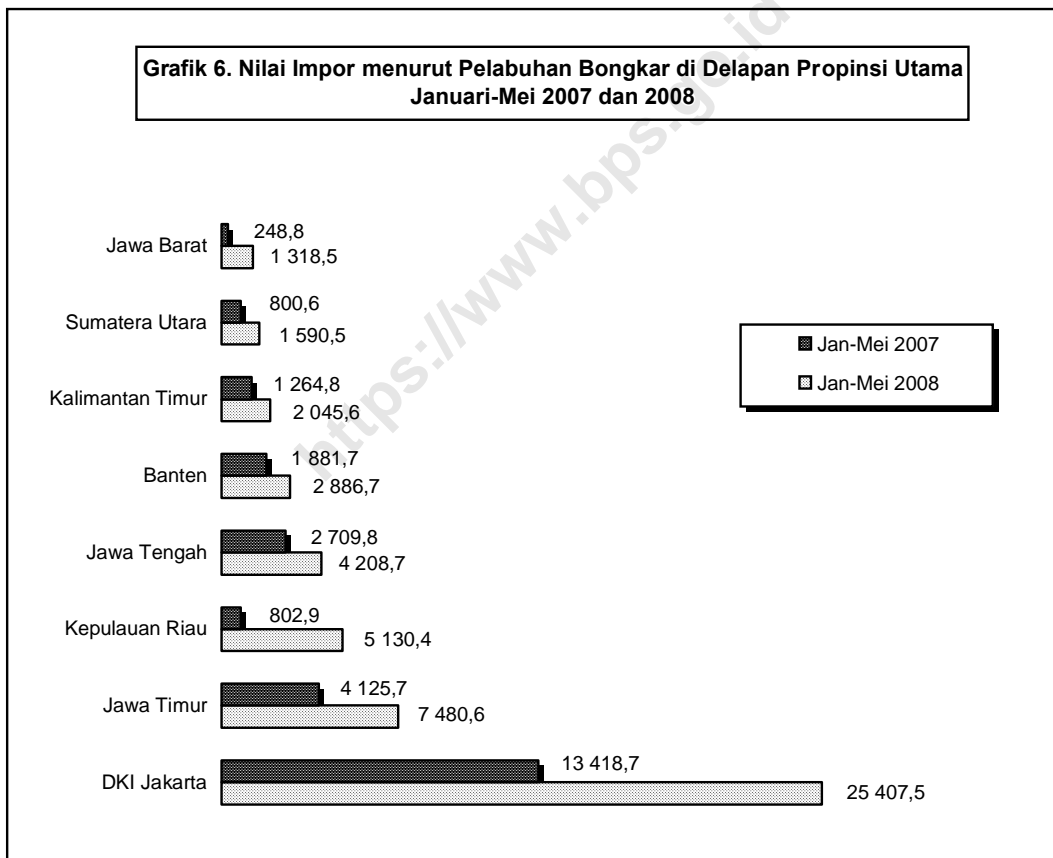
**TABEL 5. IMPOR MENURUT SITC-1 DIJIT  
JANUARI - MEI 2007 DAN 2008**

SITC	Golongan Barang	Januari - Mei 2007		Januari - Mei 2008	
		Nilai (Juta USD)	Peranan (%)	Nilai (Juta USD)	Peranan (%)
0	Bahan Makanan dan Binatang Hidup	2 788,7	10,07	3 481,3	6,56
1	Minuman dan Tembakau	140,0	0,51	208,6	0,39
2	Bahan Baku dan Hasil Tambang	1 743,0	6,29	3 001,2	5,66
3	Minyak dan Bahan Bakar Mineral	7 758,3	28,02	13 197,5	24,88
4	Minyak Nabati dan Hewani	32,4	0,12	57,8	0,11
5	Bahan Kimia dan produknya	3 939,8	14,23	6 589,4	12,43
6	Barang-barang Buatan Pabrik	3 766,3	13,60	8 464,0	15,96
7	Mesin dan Alat Angkutan	6 797,0	24,54	16 549,6	31,20
8&9	Lainnya	726,7	2,62	1 489,1	2,81
<b>Total Impor</b>		<b>27 692,2</b>	<b>100,00</b>	<b>53 038,5</b>	<b>100,00</b>

Impor kelompok barang SITC 1 digit yang terbesar berikutnya adalah *minyak dan bahan bakar mineral* dengan nilai USD 13.197,5 juta dengan peran sebesar 24,88 persen, diikuti oleh *barang-barang buatan pabrik* sebesar USD 8.464,0 juta (15,96 persen). Selanjutnya yaitu *bahan kimia dan produknya* sebesar USD 6.589,4 juta (12,43 persen), *bahan makanan dan binatang*

*hidup* sebesar USD 3.481,3 juta (6,56 persen), *bahan baku dan hasil tambang* sebesar USD 3.001,2 juta (5,66 persen), *kelompok barang lainnya* sebesar USD 1.489,1 juta (2,81 persen), *minuman dan tembakau* sebesar USD 208,6 juta (0,39 persen), dan *minyak nabati dan hewani* sebesar USD 57,8 juta (0,11 persen).

Selama Januari-Mei 2008, pelabuhan di DKI Jakarta membongkar barang impor terbesar dibanding dengan pelabuhan di propinsi lain, yaitu sebesar USD 25.407,5 juta atau 47,90 persen dari total impor Indonesia. Propinsi terbesar kedua adalah Jawa Timur sebesar USD 7.480,6 juta (14,10 persen), diikuti Kepulauan Riau USD 5.130,4 juta (9,67 persen), Jawa Tengah USD 4.208,7 juta (7,94 persen), dan Banten USD 2.886,7 juta (5,44 persen). Kemudian nilai impor yang masuk melalui propinsi Kalimantan Timur, Sumatera Utara, dan Jawa Barat masing-masing sebesar USD 2.045,6 juta, USD 1.590,5 juta, dan USD 1.318,5 juta. Sementara nilai impor ke propinsi lainnya masih berada di bawah USD 800,0 juta.



Dibandingkan periode yang sama tahun 2007, delapan propinsi utama diatas mengalami perubahan peranan. Tiga propinsi mengalami perubahan peran positif atau meningkat yaitu propinsi Kepulauan Riau sebesar 6,77 poin, Jawa Barat sebesar 1,59 poin, dan Sumatera Utara sebesar 0,11 poin. Sementara lima propinsi lainnya mengalami perubahan

negatif atau menurun yaitu Jawa Tengah 1,84 poin, Banten 1,35 poin, Jawa Timur sebesar 0,80 poin, Kalimantan Timur 0,71 poin, dan DKI Jakarta 0,56 persen.

**TABEL 6. NILAI DAN PERANAN IMPOR MENURUT PROPINSI<sup>1)</sup>**  
**JANUARI - MEI 2007 DAN 2008**

Propinsi	Januari-Mei 2007		Januari-Mei 2008	
	Nilai (Juta USD)	Peranan (%)	Nilai (Juta USD)	Peranan (%)
Nanggroe Aceh Darussalam	18,2	0,07	16,3	0,03
Sumatera Utara	800,6	2,89	1 590,5	3,00
Sumatera Barat	19,2	0,07	148,6	0,28
Riau	241,1	0,87	799,3	1,51
Jambi	68,9	0,25	62,2	0,12
Sumatera Selatan	66,2	0,24	72,7	0,14
Bengkulu	3,1	0,01	1,2	0,00
Lampung	1 039,8	3,75	389,0	0,73
Bangka Belitung	7,5	0,03	17,4	0,03
Kepulauan Riau	802,9	2,90	5 130,4	9,67
DKI Jakarta	13 418,7	48,46	25 407,5	47,90
Jawa Barat	248,8	0,90	1 318,5	2,49
Jawa Tengah	2 709,8	9,78	4 208,7	7,94
D I Yogyakarta	0,0	0,00	0,3	0,00
Jawa Timur	4 125,7	14,90	7 480,6	14,10
Banten	1 881,7	6,79	2 886,7	5,44
B a l i	116,5	0,42	314,9	0,59
Nusa Tenggara Barat	99,0	0,36	100,7	0,19
Nusa Tenggara Timur	4,5	0,02	0,9	0,00
Kalimantan Barat	46,3	0,17	42,8	0,08
Kalimantan Tengah	16,5	0,06	11,7	0,02
Kalimantan Selatan	153,8	0,55	73,5	0,14
Kalimantan Timur	1 264,8	4,57	2 045,6	3,86
Sulawesi Utara	0,6	0,00	2,6	0,01
Sulawesi Tengah	0,3	0,00	1,0	0,00
Sulawesi Selatan	237,8	0,86	301,3	0,57
Gorontalo	0,0	0,00	0,0	0,00
Maluku	2,7	0,01	32,8	0,06
Maluku Utara	4,1	0,01	0,0	0,00
Papua	285,3	1,03	580,7	1,10
Papua Barat	7,8	0,03	0,1	0,00
<b>TOTAL IMPOR</b>	<b>27 692,2</b>	<b>100,00</b>	<b>53 038,5</b>	<b>100,00</b>

Keterangan : <sup>1)</sup> = melalui pelabuhan bongkar yang terdapat di propinsi



**I-1. IMPOR MENURUT GOLONGAN BARANG HS / IMPORT BY HS COMMODITY GROUPS**  
**A. MENURUT 21 GOLONGAN BARANG (HS) / BY 21 HS COMMODITY GROUP**  
**\*\*\* MEI / MAY 2008 \*\*\***

H S	Uraian golongan barang Group description	Berat bersih / Net weight (Kg)		Nilai / Value C.I.F ( U S \$ )	
		Bulan ini Current month	Kumulatif Cum. Jan. to date	Bulan ini Current month	Kumulatif Cum. Jan. to date
I	Live animals; animal product	64.454.198	292.565.533	156.738.091	714.744.718
II	Vegetable products	656.147.105	4.050.687.598	351.812.097	1.918.995.615
III	Fats, oils, waxes of animal/vegetable	8.669.010	42.869.881	14.897.098	65.247.968
IV	Foodstuffs, beverages, spirits and tobacco	411.860.409	2.227.795.265	319.957.787	1.442.507.566
IX	Wood and its articles, plaiting materials	62.363.789	311.551.994	31.059.749	148.377.957
V	Mineral products	3.895.183.527	19.478.381.146	3.392.558.694	13.666.452.238
VI	Prod. of chemical or allied industries	1.226.195.719	5.376.158.467	1.195.975.820	5.240.236.103
VII	Plastics, rubber and articles there of	204.597.053	1.018.376.628	458.270.015	2.193.417.668
VIII	Raw hides, skins, leather and articles	5.575.691	27.802.747	40.557.533	164.435.670
X	Pulp, paper and articles there of	327.076.830	1.749.491.063	216.495.706	1.071.762.320
XI	Textiles & textile articles	159.300.971	692.833.615	548.827.007	2.185.936.272
XII	Footwear, umbrellas, artificial flowers	6.606.845	25.610.916	18.783.242	76.131.760
XIII	Cement, plaster, glass, ceramic products	75.646.008	331.694.079	54.044.797	267.747.499
XIV	Pearls & precious/semiprecious stones	404.749	1.480.772	7.743.576	29.830.157
XIX	Arms and amunition; parts & accesories	19.995	40.834	495.502	4.795.232
XV	Base metals and articles there of	1.213.323.386	6.141.531.049	1.350.012.582	6.380.249.554
XVI	Machinery, electric, electronic equipments	252.209.670	1.224.948.196	2.697.693.488	13.030.413.822
XVII	Vehicles, aircraft, and vessels	162.088.430	705.757.952	607.710.785	3.567.429.886
XVIII	Optical, photographic, musical instruments	7.891.658	34.865.661	131.121.076	578.680.245
XX	Miscellaneous manufactures articles.	23.369.142	92.017.228	69.270.505	290.692.923
XXI	Works of art, antiques special provisions	56.697	278.564	149.549	638.710
<b>TOTAL IMPORT</b>		<b>8.763.040.882</b>	<b>43.826.739.188</b>	<b>11.664.174.699</b>	<b>53.038.453.883</b>

**I-1. IMPOR MENURUT GOLONGAN BARANG (HS) / IMPORT BY HS COMMODITY GROUPS**  
**B. MENURUT GOLONGAN BARANG 2 DIJIT HS / BY COMMODITY 2 DIGITS HS**  
**\*\*\* MEI / MAY 2008 \*\*\***

H S	Uraian golongan barang Group description	Berat bersih / Net weight (Kg)		Nilai / Value C.I.F ( U S \$ )	
		Bulan ini Current month	Kumulatif Cum. Jan. to date	Bulan ini Current month	Kumulatif Cum. Jan. to date
01	Live animals	15.302.649	79.036.503	31.261.325	143.473.210
02	Meat and edible meat offal	10.959.378	42.652.684	23.913.041	89.138.623
03	Fish and crustaceans	8.748.051	45.129.067	10.778.013	43.688.370
04	Dairy products, bird's eggs, natural honey	28.826.082	121.388.157	88.114.651	428.474.322
05	Products of animal origin	618.038	4.359.122	2.671.061	9.970.193
06	Live trees and other plants	90.241	302.047	88.367	356.374
07	Edible vegetables and certain roots and tubers	57.012.269	362.912.049	24.598.353	151.511.333
08	Edible fruits and nuts	44.127.479	224.182.732	42.530.222	200.461.619
09	Coffee, tea, mate, and spices	3.004.684	17.341.921	4.839.489	20.174.394
10	Cereals	389.573.882	2.502.418.639	185.153.218	1.040.840.885
11	Products of the milling industry; malt, starches	75.149.310	413.670.271	39.994.829	189.345.108
12	Oil seeds and oleaginous fruits; grains, seed, and fruits	86.250.634	525.781.255	50.503.234	298.842.138
13	Lac; gums; resins and other vegetable saps and extracts	903.989	3.843.789	4.026.174	17.202.762
14	Vegetable plaiting materials; vegetable products	34.617	234.895	78.211	261.002
15	Animal or vegetable oils/fats and their cleavage products	8.669.010	42.869.881	14.897.098	65.247.968
16	Preparations of meat/fish/crustaceans/molluscs or other aquatic	884.585	4.746.977	1.651.650	7.597.208
17	Sugar and sugar confectionery	88.759.805	560.759.171	37.330.663	211.807.189
18	Cocoa and cocoa preparations	6.255.384	28.985.012	15.689.280	65.996.015
19	Preparations of cereals, flour, starch or milk; pastrycooks' products	5.315.271	22.827.545	9.521.292	41.912.870
20	Preparations of vegetables, fruits, nuts or other part of plants	4.251.157	23.570.501	5.454.392	25.905.901
21	Miscellaneous edible preparations	10.827.668	55.532.056	33.032.697	171.554.014
22	Beverages, spirit, and vinegar	9.837.109	42.190.459	6.641.296	28.455.772
23	Residues and waste from the food industries	263.066.225	1.444.550.349	137.385.179	708.216.875
24	Tobacco and manufactured tobacco substitutes	22.663.205	44.633.195	73.251.338	181.061.722
25	Salts; sulphur; earths and stone; plastering materials, lime and	584.264.311	3.279.560.528	55.620.873	279.383.088
26	Ores, slag, and ash	46.295.663	1.139.943.858	13.282.087	175.280.287
27	Mineral fuels, mineral oils and products of their distillation	3.264.623.553	15.058.876.760	3.323.655.734	13.211.788.863
28	Inorganic chemicals	282.161.597	1.218.703.053	138.597.961	568.654.033
29	Organic chemicals	284.493.260	1.420.591.271	453.502.980	2.218.556.147
30	Pharmaceutical products	1.296.039	8.134.243	30.551.547	129.426.120
31	Fertilizers	534.890.914	2.164.986.225	259.375.997	878.261.000
32	Tanning or dyeing extracts	29.216.070	145.207.708	72.099.223	348.032.202
33	Essential oils and resinoids; perfumery, cosmetic or toilet	7.483.350	31.478.948	48.484.354	226.580.183
34	Soap, organic surface-active agents, washing, and lubricating	18.460.064	86.809.533	38.849.570	178.973.531
35	Albuminoidal substances; modified starches; glues; enzymes	18.633.408	76.612.285	28.587.756	127.041.559
36	Explosives; pyrotechnic products; matches; certain combustible	2.038.503	4.089.576	6.359.653	24.170.221
37	Photographic and cinematographic goods	1.270.329	6.375.971	9.151.023	38.456.766
38	Miscellaneous chemical products	46.252.185	213.169.654	110.415.756	502.084.341
39	Plastics and articles thereof	164.492.624	831.327.269	332.755.429	1.626.696.940

**I-1. IMPOR MENURUT GOLONGAN BARANG (HS) / IMPORT BY HS COMMODITY GROUPS**  
**B. MENURUT GOLONGAN BARANG 2 DIJIT HS / BY COMMODITY 2 DIGITS HS**  
**\*\*\* MEI / MAY 2008 \*\*\***

H S	Uraian golongan barang Group description	Berat bersih / Net weight (Kg)		Nilai / Value C.I.F ( U S \$ )	
		Bulan ini Current month	Kumulatif Cum. Jan. to date	Bulan ini Current month	Kumulatif Cum. Jan. to date
40	Rubber and articles thereof	40.104.429	187.049.359	125.514.586	566.450.728
41	Raw hides, skins, and leather	3.835.451	20.471.453	33.597.187	135.751.934
42	Articles of leather; saddlery and harness; travel goods and similar	1.732.649	7.304.049	6.780.929	28.195.979
43	Furskins and artificial fur; manufactures thereof	7.591	27.245	179.417	487.757
44	Wood and articles of wood; wood charcoal	62.312.642	311.114.063	30.853.043	147.206.062
45	Cork and articles of cork	24.144	192.126	155.798	638.862
46	Manufactured of straw or other plaiting materials; basketware and	27.003	245.805	50.908	533.033
47	Pulp of wood or of other fibrous cellulosic material; recovered	270.247.691	1.475.127.763	118.152.651	640.002.508
48	Paper and paperboard; articles of paper pulp or of	56.370.600	271.992.670	93.157.051	405.554.586
49	Printed books, newspapers, pictures, and other products of	458.539	2.370.630	5.186.004	26.205.226
50	Silk	149.050	795.360	1.382.323	5.948.142
51	Wool, fine or coarse animal hair; horse hair yarn, woven fabrics of	756.533	2.284.317	8.867.958	26.661.414
52	Cotton	84.279.010	396.924.405	209.120.808	877.772.602
53	Other vegetable textile fibres; paper yarns and woven fabrics of	1.853.922	8.996.870	2.744.425	18.621.930
54	Man-made filaments	16.456.144	58.872.148	89.091.593	310.861.457
55	Man-made staple fibres	23.952.363	103.938.523	65.572.084	264.400.591
56	Wadding, felt, and non-wovens	5.767.968	21.667.622	15.328.991	65.508.105
57	Carpets and other textile floor coverings	1.497.369	4.700.648	2.385.713	6.890.076
58	Special woven fabrics; tufted textile fabrics; lace; tapestries; embro	2.078.402	9.114.230	24.401.886	91.843.003
59	Impregnated, coated, covered or laminated textile fabrics	6.847.627	24.397.792	32.832.472	120.342.516
60	Knitted or crocheted fabrics	10.648.321	41.464.629	77.279.965	304.273.125
61	Articles of apparel and clothing accessories, knitted or crocheted	1.211.115	5.695.094	6.299.105	37.644.710
62	Articles of apparel and clothing accessories, not knitted or	1.261.998	5.009.085	9.817.950	41.822.072
63	Other made up textile articles; sets; worn clothing and worn textile	2.541.149	8.972.892	3.701.734	13.346.529
64	Footwear, gaiters and the like; parts of such articles	5.565.159	19.537.929	15.436.533	62.702.853
65	Headgear and parts thereof	427.904	1.843.021	1.734.823	6.943.515
66	Umbrellas, walking sticks, seat-sticks, whips, riding crops and	410.812	3.471.516	669.411	3.589.778
67	Prepared feathers and articles; artificial flowers; articles of human	202.970	758.450	942.475	2.895.614
68	Articles of stone, plaster, cement, asbestos, mica or similar	17.225.615	83.300.045	13.514.063	65.103.858
69	Ceramic products	28.741.470	130.977.318	14.340.109	81.003.855
70	Glass and glassware	29.678.923	117.416.716	26.190.625	121.639.786
71	Natural and cultured pearls, precious/semi precious stones, and	404.749	1.480.772	7.743.576	29.830.157
72	Iron and steel	982.622.933	5.007.438.750	804.210.394	3.568.513.876
73	Articles of iron and steel	140.410.986	682.559.043	264.237.191	1.298.143.845
74	Cooper and articles thereof	10.173.524	79.481.958	55.985.443	459.180.024
75	Nickel and articles thereof	205.781	1.188.721	3.879.763	16.528.149
76	Aluminium and articles thereof	37.138.265	178.293.989	106.966.818	499.960.437
78	Lead and articles thereof	8.381.499	39.134.279	22.181.286	98.950.610
79	Zinc and articles thereof	12.322.672	57.924.229	28.200.394	142.968.626
80	Tin and articles thereof	1.738.885	3.944.695	4.190.756	12.122.840
81	Other base metal; cermets; and articles thereof	171.483	1.373.195	3.058.887	12.383.697
82	Tools, implements, cutlery, spoon and forks, of base metal and	4.783.695	25.002.952	23.620.352	123.808.948
83	Miscellaneous articles of base metal	15.373.663	65.189.238	33.481.298	147.688.502
84	Nuclear reactors, boilers, machinery and mechanical appliances;	175.686.953	837.033.516	1.545.545.833	7.247.856.829
85	Electrical machinery and equipments; sound	76.522.717	387.914.680	1.152.147.655	5.782.556.993
86	Railway and tramway locomotive, mechanical traffic, and all kinds	192.505	4.161.196	4.717.214	43.021.191
87	Vehicles other than railway/tramway, and parts and accessories	62.714.852	340.438.563	416.838.827	2.405.255.455
88	Aircraft and its components	69.025	1.527.800	44.070.673	547.662.980
89	Ships, boat, and floating structures	55.474.049	272.551.946	71.796.189	282.353.744
90	Optical, photographic, cinematographic, measuring, checking,	5.522.847	25.025.939	114.087.393	507.617.696
91	Clocks and watches and parts thereof	430.944	2.035.655	1.813.040	14.786.147
92	Musical instruments; parts and accessories of such articles	1.937.867	7.804.067	15.220.643	56.276.402
93	Arms and ammunition; parts and accessories thereof	19.995	40.834	495.502	4.795.232
94	Furnitures, bedding, mattress supports, cushions and stuffed	12.433.778	48.286.237	32.236.423	127.767.207
95	Toys, games and sports requisites; parts and accessories thereof	5.327.842	20.945.565	14.358.109	67.576.502
96	Miscellaneous manufactured articles	5.607.522	22.785.426	22.675.973	95.349.214
97	Works of arts, collectors' piece and antiques	56.697	278.564	149.549	638.710
98	Vehicles in ckd and their components	43.637.999	87.078.447	70.287.882	289.136.516
<b>TOTAL IMPORT</b>		<b>8.763.040.882</b>	<b>43.826.739.188</b>	<b>11.664.174.699</b>	<b>53.038.453.883</b>

**I-1. IMPOR MENURUT GOLONGAN BARANG (HS) / IMPORT BY HS COMMODITY GROUPS**  
**C. MENURUT 40 GOLONGAN BARANG (HS) TERBESAR / BY BIG 40 COMMODITIES (HS)**  
**\*\*\* MEI / MAY 2008 \*\*\***

H S	Uraian golongan barang Group description	Berat bersih / Net weight (Kg)		Nilai / Value C.I.F ( U S \$ )
		Bulan ini Current month	Kumulatif Cum. Jan. to	Bulan ini Current month
2709001000	Crude Petroleum Oil	992.851.977	5.472.400.752	966.426.139
2710197100	High Speed Diesel Fuel	1.111.825.658	4.399.566.785	1.205.301.452
2710111200	Motor Spirit, Premium Unleaded	556.330.545	2.288.260.941	637.916.251
1001901900	Other Wheat, For Human Consumption	371.496.357	2.137.040.894	175.595.239
8708999900	Other Parts, acces For Other Vehicles Of Heading 87.02, 8704, 8705	9.178.151	85.636.885	64.092.058
2710117000	Naphtha, Reformate Or Preparations For Preparing Spirits	202.694.146	614.073.307	185.430.465
7207121000	Slabs Of Iron/non Alloy, Cont.< 0,25% Of Carbon, Other Than Square	133.707.795	810.522.913	111.313.176
5201000000	Cotton, Not Carded/combed.	68.126.081	334.001.834	114.849.987
3104200000	Potassium Chloride	326.362.752	973.245.598	183.670.123
2710197900	Other Fuel Oils	140.594.811	802.410.379	86.362.042
8473309000	Parts & Access Of other Machines Of Heading 84.71	1.096.384	9.962.213	73.152.315
2304000000	Oil-cake&other Solid Residues,in Pellet Form, From The Extract Of Soyabean Oil	170.174.298	962.849.922	78.559.958
8522909900	Other Parts And Accessories For Goods Of Subheading 85.19 Other Than 85.19.81	1.533.038	6.790.540	97.186.325
8802401000	Aeroplanes Of An Unladen Weight > 15,000 Kg	0	1.198.995	0
2902430000	P-xylene	64.870.963	296.762.019	84.320.704
8517709900	Other Parts In Subheading 85.17.70	899.158	4.178.067	71.524.385
8517120000	Telephones For Cellular Networks/for Other Wireless Networks	419.625	2.516.478	57.549.709
7204490000	Other Ferrous Waste And Scrap :	162.384.201	624.419.270	89.595.258
2710191400	Aviation Turbine Fuel (jet Fuel) Having A Flash Point Of Less Than 23-c	34.502.501	298.587.990	40.781.076
8517625300	Other Transmission Apparatus For Radio- Telephony/radio-telegraphy	310.947	1.721.722	53.840.710
8542900000	Parts Of Electronic Integrated Circuits	288.945	2.295.142	35.951.366
8542390000	Other Electronic Integrated Circuits	194.149	1.794.553	46.260.963
1201009000	Other Soya Beans, Whether Or Not Broken	68.203.545	430.019.719	41.799.994
2710191600	Kerosene	16.880.196	249.669.248	19.583.507
2901210000	Ethylene	22.622.045	189.024.700	26.764.444
7403110000	Refined Copper For Cathodes And Sections Of Cathodes	1.555.812	29.428.673	13.396.022
8429520000	Mach With A 360,revolving Super Struct, Mech Shovels,excavators And Shove	10.206.025	48.981.074	40.727.786
2905310000	Ethylene Glycol (ethanediol)	26.191.995	140.668.884	32.383.455
8431499000	Oth Parts Of Machinery Of Heading 84.26, 84.29/84.30	6.463.208	30.430.996	41.424.686
7207201100	Slabs Of Iron/non Alloy,cont.by Weight > 0.6% Of Carbon	0	313.893.846	0
8528512000	Oth Color Monitor Use In An Auto Data Process System Head. 84.71	711.005	4.695.469	23.267.462
8529109900	Aerials&reflect.s Of All Kinds Not For Radio-telephony/radio-telegraphy	688.348	2.779.077	62.878.705
7208390000	Flat-rolled Iron/nas, Hrc, Width >600 Mm, Thick< 3 Mm	59.859.850	252.694.045	48.320.102
8714190030	Spokes/nipples Of Motorcycles (incl. Mopeds)	5.841.575	26.330.555	36.824.889
4702000000	Chemical Wood Pulp, Dissolving Grades.	21.290.751	149.816.428	24.098.766
2710111600	Other Motor Spirit, Unleaded	24.728.233	176.204.832	24.691.183
8431430000	Parts Of Boring/sinking Mach Of Subhead 8430.41/8430.49	2.744.850	10.378.334	29.646.565
2901220000	Propene (propylene)	27.675.341	110.514.272	37.623.217
7601200000	Aluminium Alloys	13.190.889	54.360.276	37.269.873
0102901000	Live Oxen, Other Than Pure-bred Breeding Animals	15.302.649	78.812.338	31.261.325

**Value C.I.F ( U S \$ )**  
Kumulatif  
Cum. Jan. to

4.538.912.962  
4.169.068.295  
2.267.070.845  
908.730.659  
705.777.462  
543.719.548  
537.581.377  
532.745.802  
474.378.130  
447.690.941  
443.782.016  
423.139.220  
414.434.985  
367.747.659  
356.609.821  
329.894.830  
314.836.260  
285.908.471  
281.134.358  
267.717.028  
260.676.323  
256.547.950  
247.509.929  
242.537.290  
233.467.268  
223.784.465  
212.770.223  
192.107.208  
185.144.112  
183.537.610  
174.084.368  
173.625.017  
171.321.025  
164.606.326  
158.514.657  
157.512.675  
152.530.088  
147.112.976  
145.343.801  
143.082.642

<https://www.bps.go.id>

I.2. IMPOR MENURUT GOLONGAN BARANG SITC / IMPORT BY SITC COMMODITY GROUPS  
 \*\*\* MEI / MAY 2008 \*\*\*

SITC	Uraian golongan barang Group description	Berat bersih/Net weight (Kg)		Nilai/Value C.I.F (US \$)	
		Bulan ini Current month	Kumulatif Cum. Jan. to date	Bulan ini Current month	Kumulatif Cum. Jan. to date
<b>C. By Commodity 3 digit SITC</b>					
001	Live Animals Other Than Fish	15.302.649	79.036.503	31.261.325	143.473.210
011	Meat Of Bovine Animals Fresh, Chilled Or Frozen	6.130.932	20.612.317	16.054.617	54.118.759
012	Other Meat, Other Edible Meat Offal, Fresh, Chilled Or Frozen	4.732.986	21.112.493	7.678.158	33.351.527
016	Meat And Edible Meat Offal, Salted, Dried, Edible Flour Of Meat	95.460	927.877	180.266	1.668.394
017	Meat And Edible Meat Offal, Prepared Or Preserved	215.754	671.730	555.068	1.900.919
022	Milk,cream, And Milk Products Other Than Butter Or Cheese	26.659.183	111.759.873	78.022.021	382.157.422
023	Butter And Other Fats From Milk	980.358	4.383.943	3.964.110	19.394.302
024	Cheese And Curds	1.112.524	4.806.694	5.686.144	24.897.104
025	Eggs, Birds, And Egg Yolks; Fresh, Dried Or Otherwise Preserved	162.683	661.224	784.727	2.744.234
034	Fish, Fresh, Chilled Or Frozen	6.813.348	34.366.894	7.709.914	31.401.716
035	Fish, Dried Salted Or In Brine; Smoked Fish	746.535	5.460.786	615.395	3.753.064
036	Crustaceans, Molluscs, And Aquatic Invertebrates	1.188.168	5.301.384	2.452.704	8.533.533
037	Fish, Crustaceans, Molluscs, And Other Aquatic Invertebrates;	668.831	4.075.247	1.096.582	5.696.289
041	Wheat And Meslin, Unmilled	371.496.357	2.228.628.478	175.595.239	945.086.062
042	Rice	14.538.345	183.986.678	7.912.906	70.162.055
043	Barley, Unmilled	70	4.448	2.112	5.375
044	Maize, Unmilled	2.579.770	81.630.122	1.263.471	22.739.330
045	Cereals, Unmilled	959.340	8.168.913	379.490	2.848.063
046	Meal And Flour Of Wheat And Flour Of Meslin	46.192.013	216.303.133	25.050.702	107.155.644
047	Other Cereal Meals And Flours	530.894	3.838.432	262.503	1.633.506
048	Cereal Preparations And Preparations Of Flours/starchs Of Fruit	9.064.347	36.787.974	8.319.104	32.619.342
054	Vegetables, Fresh, Chilled, Frozen Or Simply Preserved	56.104.550	359.455.558	22.799.043	144.627.846
056	Vegetables, Roots And Tubers, Prepared Or Preserved Nes	3.973.660	20.377.883	5.477.407	24.894.121
057	Fruit And Nut; Fresh Or Dried	44.048.519	223.904.080	42.414.269	199.922.347
058	Fruits, Preserved And Preparations	862.695	5.445.739	1.323.110	6.690.627
059	Fruit And Vegetable Juices	1.011.043	3.517.128	1.652.988	5.037.468
061	Sugar, Molasses, And Honey	87.505.908	556.945.465	35.449.607	205.394.872
062	Sugar Confectionery	1.315.441	4.484.950	2.032.688	7.767.798
071	Coffee And Coffee Substitutes	1.527.505	6.132.474	3.983.992	31.253.444
072	Cocoa	4.593.914	20.844.598	11.651.230	46.421.145
073	Chocolate And Other Food Preparations Containing Cocoa	1.661.470	8.140.414	4.038.050	19.574.870
074	Tea And Mate	464.785	3.098.949	1.211.042	5.923.869
075	Spices	1.409.391	11.094.057	1.005.501	7.277.201
081	Feeding Stuff For Animals	263.087.729	1.444.627.654	137.409.249	708.260.604
091	Margarine And Shortening	369.981	1.854.202	986.085	5.308.381
098	Edible Products And Preparations	12.423.689	61.216.176	35.890.927	167.616.752
111	Non-alcoholic Beverages, Nes	9.708.642	41.309.106	6.261.606	26.591.518
112	Alcoholic Beverages	30.813	214.140	269.016	973.119
121	Tobacco, Unmanufactured And Refused	21.997.880	40.813.651	68.733.642	155.287.700
122	Tobacco, Manufactured	665.325	3.819.544	4.517.696	25.774.022
211	Hides And Skins, Raw	1.078.630	4.712.551	945.563	3.475.462
212	Furskins, Raw	19	490	661	8.171
222	Oil Seeds Use For Extraction Ofsoft Fixed Vegetable Oils	85.299.079	514.993.852	47.903.347	279.662.089
223	Oil Seeds Use For Extraction Of Other Fixed Vegetable Oils	424.932	6.435.283	1.080.320	7.024.336
231	Natural Rubber Latex;natural Rubber And Similar Natural Gums	1.435.803	5.740.826	2.586.165	12.432.720
232	Synthetic Rubber Latex, Synthetic/reclaimed Rubber	21.443.635	101.616.277	48.800.246	212.386.474
244	Cork,natural,raw And Waste	3.403	47.691	62.968	111.574
245	Fuel Wood And Wood Charcoal	31.566	5.512.405	18.164	679.649
246	Wood In Chips Or Particles And Waste	152.832	161.051	32.879	37.907
247	Wood In The Rough Or Roughly Squared	7.227.319	29.447.906	2.739.458	10.808.983
248	Wood, simply Worked And Railway Sleeper Of Wood	16.036.620	77.418.019	10.319.095	50.527.293
251	Pulp And Waste Paper	270.247.691	1.475.127.763	118.152.651	640.002.508
261	Silk	6.934	177.240	161.338	1.375.346
263	Cotton	68.277.554	338.913.923	116.145.941	542.618.396
264	Jute And Other Textile Bast Fibres	509.024	2.483.970	398.992	1.625.973
265	Vegetable Textile Fibres,raw Or Processed;waste Of These Fibres	144.487	873.980	413.772	2.485.320
266	Synthetic Fibres Suitable For Spinning	17.827.601	75.223.130	34.560.942	139.282.745
267	Other Man-made Fibres Suitable For Spinning And Waste	2.295.850	12.041.085	8.719.670	41.357.065
268	Wool And Other Animal Hair	336.633	1.095.351	2.174.987	8.321.355
269	Old Clothing And Other Old Textile Articles; Rags	147.511	282.137	90.781	209.922
272	Fertilizers, Crude	1.779.096	318.062.522	555.769	40.027.275
273	Stone, Sand And Gravel	117.180.685	909.184.528	7.291.353	36.222.249
274	Sulphur And Unroasted Iron Pyrites	20.264.103	98.522.679	13.082.458	46.826.703
277	Natural Abrasives	1.578.156	10.722.085	522.345	3.942.721
278	Other Crude Minerals	375.305.227	1.398.229.988	33.463.496	142.168.309
281	Iron Ore And Concentrates	42.499.268	1.118.597.159	10.606.611	159.722.270
282	Waste And Scrap Metal Of Iron/steel	265.939.662	932.781.263	142.239.923	423.238.365
283	Copper Ores And Concentrates	13.345	52.298	360.185	753.486
284	Nickel Ores And Concentrates	443	26.278	4.666	49.447
285	Aluminium Ores And Concentrates	45.619.308	208.269.797	22.535.894	86.806.822
286	Ores And Concentrates Of Uraniumand Thorium	0	31.288	0	25.704
287	Ores And Concentrates Of Basemetals	2.580.710	14.756.186	2.472.879	13.896.968
288	Non-ferrous Base Metal Waste And Scraps	4.872.927	21.040.115	10.882.441	53.523.265
289	Ores And Concentrates Of Precious Metals; Waste,scraps	135	391	16.146	37.109
291	Crude Animal Materials	618.038	4.359.122	2.671.061	9.970.193
292	Crude Vegetable Materials	1.529.331	8.602.140	5.547.739	29.578.407

I.2. IMPOR MENURUT GOLONGAN BARANG SITC / IMPORT BY SITC COMMODITY GROUPS  
 \*\*\* MEI / MAY 2008 \*\*\*

SITC	Uraian golongan barang Group description	Berat bersih/Net weight (Kg)		Nilai/Value C.I.F (US \$)	
		Bulan ini Current month	Kumulatif Cum. Jan. to date	Bulan ini Current month	Kumulatif Cum. Jan. to date
<b>C. By Commodity 3 digit SITC</b>					
321	Coals, Pulverized Or Not	1.161.623	50.937.247	335.173	8.079.989
322	Briquettes, Lignite And Peat	120.046	381.346	44.159	202.245
325	Coke And Semi Coke Of Coal/lignite/peat	5.872.476	25.455.811	2.154.753	9.065.882
333	Petroleum Oil, Crude	993.102.450	5.482.722.812	966.624.061	4.547.802.239
334	Petroleum Products, Refined	2.203.437.031	9.235.367.886	2.312.894.929	8.497.215.536
335	Residual Petroleum Products, And Related Materials	33.997.308	199.899.623	17.990.839	105.100.989
342	Liquefied Propane And Butane	20.384.526	20.475.530	20.509.903	20.731.813
343	Natural Gas, Liquefied Or Not	0	629	0	17.852
344	Petroleum Gases And Other Gas	2.511	8.823.118	10.733	8.561.709
345	Coal Gas, Water Gas And Similar Gas	69.180	69.780	667.126	696.706
411	Animal Oils And Fats	178.525	1.315.614	1.044.489	7.267.883
421	Fixed Vegetable Fats And Oils Soft,crude,refined Or Fractioned	2.903.128	12.278.421	5.111.319	17.885.770
422	Fixed Vegetable Fats And Oils Solid,crude,refined Or Fractioned	801.885	11.005.832	1.447.559	10.935.944
431	Animal And Vegetable Oil; Fat Processed And Their Wax	3.026.854	13.798.041	5.157.081	21.735.281
511	Hydrocarbon And Their Halogenated, Nitrated Derivatives	171.183.878	854.543.114	213.498.307	1.030.699.454
512	Alcohols,phenols,phenol-alcohols And Their Halogenated	46.143.223	238.566.609	61.003.252	335.301.842
513	Carboxylic Acids,and Their Anhydrides,halides,peroxides	29.513.550	151.811.923	45.462.137	220.158.300
514	Nitrogen-function Compounds	14.196.819	63.694.474	42.682.891	191.203.074
515	Organo-inorganic And Heterocyclic Compounds	11.191.392	58.903.850	47.511.878	251.058.876
516	Other Organic Chemicals	15.071.062	61.633.726	30.660.463	127.905.686
522	Inorganic Chemical Elements, Oxides And Halogen Salts	69.040.139	292.211.300	51.345.712	215.311.400
523	Metallicsalts And Peroxysalts	163.420.588	704.903.404	61.354.538	250.342.929
524	Other Inorganic Chemicals;chemical Compound Of Precious Metals	4.190.920	13.851.002	2.979.837	14.091.358
525	Radioactive And Associated Materials	16.390	98.174	438.877	2.352.602
531	Synthetic Organic; Colouring Matter	6.749.621	30.040.065	28.503.419	126.595.490
532	Dyeing/tanning Extracts And Synthetic Tanning Materials	929.581	5.291.736	1.144.128	7.733.296
533	Pigments, Paints, Varnishes, And Related Materials	22.286.506	113.974.047	43.569.564	221.153.064
541	Medicinal And Pharmaceutical Products	1.603.321	6.864.471	27.856.720	127.271.102
542	Medicaments, Including Veterinary Medicaments	778.802	6.215.078	22.367.529	91.751.321
551	Essential Oils, Perfumes, And Flavour Materials	2.163.011	10.160.763	24.976.960	120.907.385
553	Perfumery, Cosmetics, And Toilet Preparations	5.320.339	21.318.185	23.507.394	105.672.798
554	Soap,cleansing And Polishing Preparations	7.598.910	42.498.827	16.494.275	85.440.907
562	Fertilizers, Manufactured	533.141.347	2.157.764.215	258.841.776	876.192.623
571	Polymers Of Ethylene In Primary Forms	36.502.954	195.024.699	59.057.543	302.028.298
572	Polimers Of Styrene In Primary Forms	9.289.481	62.123.832	17.591.940	111.715.981
573	Polimers Of Vinyl Chloride In Primary Forms	4.579.443	20.336.194	6.615.759	31.456.624
574	Poliacetals And Polycarbons In Primary Forms	18.950.911	95.644.000	39.822.391	196.485.029
575	Other Plastics In Primary Forms	58.080.210	288.925.829	119.039.047	568.055.231
579	Waste And Scrap Of Plastics	819.914	2.607.777	97.525	385.260
581	Tubes, Pipes, And Hoses Of Plastics	1.958.091	9.230.904	4.461.389	27.235.590
582	Plates, Sheets, And Film Of Plastics	15.671.032	81.887.962	36.496.017	182.518.502
583	Monofilament And Rod Of Plastics	387.033	1.644.791	1.490.202	5.723.632
591	Disinfectants, Insecticides, And Fungicides Put In Forms	2.767.649	19.403.995	11.465.962	74.251.071
592	Starches, Inulin, And Wheat Glutenal Buminoidal Substances; Glues	40.291.199	243.565.436	36.746.977	183.033.020
593	Explosive And Pyrotechnic Products	1.959.478	3.861.484	6.177.834	23.508.053
597	Additive For Mineral Oils	15.032.720	58.874.501	33.944.416	132.265.984
598	Miscellaneous Chemical Products	30.990.139	143.673.802	78.657.737	349.232.353
599	Residual products of chemical or allied industries, sewage sludge;other	1.116	31.591	7.134	390.955
611	Leathers	2.756.821	15.758.902	32.651.624	132.276.472
612	Manufactures And Composition Leathers	25.516	261.259	92.656	1.509.498
613	Furskins, Tanned Or Dressed	0	214	0	7.458
621	Materials Of Rubber	3.972.621	19.161.815	14.929.930	76.304.148
625	Rubber Tyre,tyre Cases,tyre Treads,inner Tubes, And Tyre Flaps	9.783.552	43.001.931	36.142.232	155.939.043
629	Articles Of Rubbers	3.336.599	16.711.285	22.512.865	105.361.469
633	Cork Manufactures	20.741	144.435	92.830	527.288
634	Veneers,plywood,improved/reconstituted Wood Worked	37.603.459	192.660.156	15.506.529	76.487.545
635	Wood Manufactures	1.260.846	5.914.526	2.236.918	8.664.685
641	Papers And Paperboards	44.007.616	224.552.365	52.463.613	240.987.624
642	Paper And Paperboard Cut To Size/shape And Article Of Papers	11.455.529	43.829.676	30.701.990	118.624.958
651	Textile Yarns	18.511.150	66.905.117	59.790.916	211.561.767
652	Cotton Fabrics, Woven	10.614.253	41.694.816	81.571.499	300.119.602
653	Fabrics, Woven, Of Man-made Fibres	9.059.995	34.196.461	67.103.123	238.927.321
654	Textile Fabrics, Woven, Other Than Of Cotton Or Man-made Fibres	966.201	4.196.763	9.293.996	36.170.341
655	Knitted Or Crocheted Fabrics	10.648.321	41.464.629	77.279.965	304.273.125
656	Tulle,lace,enbroidery,ribbons,trimmings And Other Small Wares	1.862.713	8.361.668	21.320.274	79.447.501
657	Special Yarns,textile Fabrics	12.481.127	44.822.236	48.953.696	185.554.970
658	Made-up Articles, Wholly/chiefly Of Textile Materials	2.395.779	8.684.566	3.630.317	13.207.723
659	Floor Coverings	1.497.427	4.703.568	2.388.721	6.946.794
661	Lime,cement And Fabricated Construction Materials	84.777.353	629.523.129	6.365.857	42.760.005
662	Clay And Refactory Construction Materials	29.553.398	132.052.603	12.776.335	66.074.596
663	Mineral Manufactures	10.675.756	50.926.032	13.416.814	67.354.490
664	Glass	19.743.844	79.915.912	17.435.185	86.653.261
665	Glassware	9.180.487	33.508.013	7.470.560	27.939.975
666	Pottery	2.731.549	12.028.019	1.138.543	6.742.488
667	Pearl, Precious And Semi Precious Stones	12.436	34.566	113.686	771.246
671	Pig Iron,spiegeleisen,sponge Iron, And Ferro-alloys	34.482.607	339.270.471	31.190.995	204.673.361

I.2. IMPOR MENURUT GOLONGAN BARANG SITC / IMPORT BY SITC COMMODITY GROUPS  
 \*\*\* MEI / MAY 2008 \*\*\*

SITC	Uraian golongan barang Group description	Berat bersih/Net weight (Kg)		Nilai/Value C.I.F (US \$)	
		Bulan ini Current month	Kumulatif Cum. Jan. to date	Bulan ini Current month	Kumulatif Cum. Jan. to date
<b>C. By Commodity 3 digit SITC</b>					
672	Ingots And Other Iron/steel In Primary Forms	176.764.861	1.506.536.788	150.845.815	991.522.450
673	Flat Rolled Products, Not Clad	300.101.355	1.179.697.710	249.069.775	889.646.509
674	Flat Rolled Products, Clad Or Plated	54.388.827	287.271.281	55.671.789	271.932.167
675	Flat Rolled Products And Alloy Steels	44.636.590	201.231.305	73.184.419	305.860.382
676	Iron/steel Bars, Rods, Angels, Shaped And Sections	85.070.942	461.744.816	83.110.852	389.773.035
677	Rail/railway And Tractor Construction Of Iron/steel Materials	259.248	3.178.003	489.435	4.485.724
678	Wire Of Iron/steel	22.469.708	107.679.395	20.330.487	100.201.357
679	Tubes, Pipes, Hollow Profile, Pipe Fitting Of Iron/steel	66.045.488	370.430.733	100.782.295	609.528.042
681	Silver, Platinum, And Other Metal Of The Platinum Groups	81.310	178.643	1.515.672	5.216.114
682	Copper	8.986.617	72.349.104	50.733.484	426.113.031
683	Nickel	173.882	1.018.463	3.390.408	13.668.135
684	Aluminium	30.530.330	150.894.438	91.419.965	431.101.617
685	Lead	8.369.327	38.632.091	22.049.186	96.802.809
686	Zinc	11.815.314	55.814.510	27.084.092	138.181.291
687	Tin	134.322	631.324	2.538.021	8.526.388
689	Miscellaneous Non-ferrous Basemetals Employed In Metallurgy	72.906	787.506	439.881	4.172.716
691	Structures And Parts Of Iron/steel Or Aluminium	20.625.120	82.838.926	44.105.485	183.379.575
692	Metal Containers For Storage And Transportations	7.349.323	22.837.145	14.692.400	51.072.732
693	Wire Products And Fencing Grills	9.344.302	35.763.722	19.065.082	64.816.926
694	Nails, Screws, Nuts, Bolts, Rivets Of Iron/steel Or Copper	14.011.088	67.171.790	36.997.549	172.097.960
695	Tools For Used In The Hand Or In Machines	3.861.682	20.072.070	20.876.491	105.559.521
696	Cutlery	894.333	4.632.599	2.710.100	17.912.126
697	Household Equipment Of Base Metals	4.395.700	18.927.014	8.662.102	38.223.326
699	Manufactures Of Base Metals	34.107.518	144.280.022	79.806.379	348.280.686
711	Steam And Other Vapour Generating Boilers And Parts	2.961.547	21.297.802	18.722.125	103.473.092
712	Steam Or Other Generating Boilers And Parts	521.202	18.352.717	8.325.879	94.780.661
713	Internal Combustion Piston Engines And Parts	18.149.981	79.844.724	141.067.764	645.277.560
714	Engines And Motors, Non-electric And Parts	814.043	4.093.907	50.663.947	140.974.859
716	Rotating Electric Plants And Parts	9.941.629	49.490.527	67.597.736	348.977.311
718	Other Power Generating Machines And Parts	977.591	4.758.800	9.478.949	44.347.795
721	Agricultural Machinery And Parts	1.026.507	4.888.760	8.354.014	39.270.963
722	Tractors	748.395	2.260.287	4.014.507	12.478.689
723	Civil Engineering And Contractor Plants And Equipments/parts	31.777.851	149.706.448	180.139.384	873.175.586
724	Textile/leather Machinery And Parts	6.944.531	33.942.263	54.660.168	250.076.459
725	Papermill/pulpmill Machinery And Paper Cutting Machines	5.100.309	27.072.095	76.745.684	405.584.022
726	Printing/book Binding Machinery And Parts	1.187.641	6.185.052	14.869.895	86.440.718
727	Food Processing Machines And Parts	4.218.971	11.157.032	54.938.345	106.654.236
728	Other Machines And Equipment Specialized For Particular Industry	13.271.016	59.187.710	112.737.708	539.074.550
731	Machine Tools By Removing Metal	2.252.821	11.640.353	18.991.990	122.058.786
733	Machine Tool For Working Metals	3.391.017	14.998.710	15.966.539	92.889.670
735	Parts Of Machine Tools	481.507	2.101.759	5.904.821	26.909.408
737	Metalworking Machinery And Parts	3.432.846	17.588.600	23.704.040	123.771.396
741	Heating And Cooling Equipments And Parts	13.429.372	64.064.947	79.566.387	437.360.790
742	Pumps For Liquid And Parts	7.654.388	32.994.464	57.456.198	251.614.431
743	Pumps, Compressors, Fans, Blowers, Centrifuges, And Parts	11.179.904	49.027.810	104.646.418	375.159.420
744	Mechanical Handling Equipments And Parts	14.294.995	58.841.760	62.336.476	300.833.181
745	Other Non-electrical Machinery, Tools, And Mechanical Apparatus	2.644.531	13.000.757	42.295.834	177.455.402
746	Ball Or Roller Bearings	3.537.175	16.698.684	31.589.147	136.727.939
747	Taps, Cocks, And Valves For Pipes	4.636.557	23.083.191	39.739.196	201.509.602
748	Transmission Shafts And Cranks	10.041.020	45.614.320	80.617.659	371.664.488
749	Non-electric Parts And Accessories Of Machineries	3.123.457	14.078.691	33.351.512	165.324.654
751	Office Machines	2.677.772	13.481.764	31.285.615	150.954.728
752	Automatic Data Processing Machines And Their Units	3.662.607	18.894.381	108.972.602	508.902.817
759	Parts And Accessories For Machine Of Heading 751 Or 752	2.184.954	14.567.954	85.626.861	488.155.778
761	Television Receivers	2.137.256	12.704.091	28.100.791	197.853.805
762	Radio Broadcast Receivers	408.224	1.575.292	2.792.006	12.900.222
763	Sound Recorders Or Reproducers	1.208.028	5.311.399	8.615.424	42.793.036
764	Telecommunication Equipments And Parts	14.410.078	69.949.374	523.568.955	2.336.802.987
771	Electric Power Machinery And Parts	3.366.957	20.586.972	26.873.175	143.211.431
772	Electrical Apparatus For Making And Breaking Electrical Circuits	7.624.916	37.036.379	104.894.164	585.957.853
773	Equipment For Distributing Electricity	7.963.114	40.660.812	58.494.602	298.956.490
774	Electrical Apparatus For Medical Purposes And Radiological Apparatus	203.991	890.666	12.797.024	39.542.659
775	Household Type, Electrical/non-electrical Equipments	8.516.431	38.144.541	33.389.013	144.587.003
776	Thermionic, Cold Cathode, And Photo Cathode Valves/tubes	6.657.097	49.922.337	127.696.327	856.602.231
778	Electrical Machinery And Apparatus	15.522.001	71.110.819	143.547.502	724.783.412
781	Passenger Motor Cars	10.978.523	57.220.377	111.725.377	526.439.556
782	Motor Vehicle For The Transportation Of Goods	45.682.394	104.482.625	132.115.863	532.358.780
783	Road Motor Vehicles	3.960.189	7.124.893	3.420.693	21.156.015
784	Parts And Accessories Of The Motor Vehicles	23.810.287	160.129.113	151.565.317	1.187.315.283
785	Motorcycles, Scooters, And Other Cycles Motorized/non Motorized	19.501.472	88.160.608	76.772.018	389.371.502
786	Trailers And Other Vehicles, Not Motorized	1.446.735	6.488.529	6.590.766	18.093.132
791	Railway Vehicles And Associated Equipments	107.370	3.631.724	3.630.347	40.140.177
792	Aircraft And Associated Equipments And Parts	64.683	1.522.367	42.873.381	546.440.241
793	Ships, Boats, And Floating Structures	55.474.049	272.551.946	71.796.189	282.353.744
811	Prefabricated Buildings	1.788.539	5.720.244	6.566.387	23.204.920
812	Sanitary, Plumbing, Heating, And Lighting Fixtures/fittings	1.465.682	8.266.799	2.884.218	19.237.992

**I.2. IMPOR MENURUT GOLONGAN BARANG SITC / IMPORT BY SITC COMMODITY GROUPS**  
**\*\*\* MEI / MAY 2008 \*\*\***

SITC	Uraian golongan barang Group description	Berat bersih/Net weight (Kg)		Nilai/Value C.I.F (US \$)	
		Bulan ini Current month	Kumulatif Cum. Jan. to date	Bulan ini Current month	Kumulatif Cum. Jan. to date
<b>C. By Commodity 3 digit SITC</b>					
813	Lighting Fixtures And Fittings	2.068.453	8.042.923	7.430.284	29.777.611
821	Furnitures And Parts	8.757.554	34.977.768	18.741.205	75.262.279
831	Travel Goods	1.576.962	6.462.662	6.215.227	24.607.919
841	Men's Coats/jackets, Not Knitted	168.066	917.007	1.983.078	9.074.766
842	Women's Coats/jacket, Not Knitted	402.778	1.322.493	2.143.092	13.718.363
843	Men's Coats/jackets, Knitted	222.452	855.338	1.005.729	4.122.568
844	Women's Coats/jackets, Knitted	463.950	1.400.896	1.445.056	6.011.495
845	Articles Of Apparel	668.289	4.334.635	4.129.819	29.153.553
846	Clothing Accessories Of Textiles Fabrics	547.578	1.873.810	5.410.281	17.386.037
848	Articles Of Apparel And Clothing Accessories Of Other Than Textile Fab	1.292.321	7.356.197	5.752.748	28.350.284
851	Footwears	5.565.159	19.537.929	15.436.533	62.702.853
871	Optical Instrument And Apparatus	29.623	367.984	1.732.572	9.312.091
872	Medical Instruments And Appliances	1.445.303	7.987.965	12.354.545	57.222.524
873	Meters And Counters	564.507	3.745.979	7.876.972	45.819.361
874	Measuring, Checking, Analysing, And Controlling Instrument And	2.660.196	9.743.274	42.195.717	214.179.559
881	Photographic Apparatus And Equipments	324.160	1.741.533	11.899.568	57.311.741
882	Photographic And Chinematographic Supplies	1.265.320	6.349.750	8.778.684	36.753.120
883	Cinematograph Film, Exposed And Developed	5.009	26.221	372.339	1.703.646
884	Optical Goods	429.852	1.774.446	17.793.051	56.018.323
885	Watches And Clocks	430.944	2.035.655	1.813.040	14.786.147
891	Arms And Ammunitions	28.095	56.276	814.002	5.192.764
892	Printed Matter	1.365.994	5.981.259	15.177.452	72.147.230
893	Article Of Plastics	17.669.682	69.830.533	45.288.956	186.311.317
894	Baby Carriages, Toys, Games, And Sporting Goods	5.441.065	21.589.373	14.646.042	68.823.590
895	Office And Stationery Supplies	2.550.157	9.653.698	6.939.331	30.784.973
896	Works Of Art, Collectors Pieces And Antiques	56.697	278.564	149.549	638.710
897	Jewellery, Goldsmith, Silversmith Wares, And Other Articles	309.573	1.173.511	2.823.998	8.592.741
898	Musical Instrument And Parts/accessories	2.425.178	9.904.770	37.835.081	147.981.098
899	Other Miscellaneous Manufactured Articles	5.313.441	23.315.909	30.119.342	117.722.795
961	Coin Not Being Legal Tender	0	677	0	1.233
971	Gold, Non-monetary	1.226	30.316	3.273.368	15.169.294
<b>TOTAL IMPORT</b>		<b>8.763.039.766</b>	<b>43.826.707.597</b>	<b>11.664.167.565</b>	<b>53.038.062.928</b>



I.3. IMPOR MENURUT KOMODITI / IMPORT BY HS COMMODITY  
 \*\*\* MEI / MAY 2008 \*\*\*

H S	Uraian Komoditi Commodity description	Berat bersih / Net weight (Kg)		Nilai / Value C.I.F ( U S \$ )	
		Bulan ini	Kumulatif	Bulan ini	Kumulatif
		Current month	Cum. Jan. to date	Current month	Cum. Jan. to date
0102901000	Live Oxen, Other Than Pure-bred Breeding Animals	15.302.649	78.812.338	31.261.325	143.082.642
0102902000	Live Buffaloes, Other Than Pure-bred Breeding Animals	0	220.446	0	367.629
0105111000	Breeding Fowls Spec.gallus Domesticus, Live, Weight <=185g	0	2	0	19
0105119000	Fowls Spec.gallus Domesticus, live, Weight <=185g, Other Than Breeding	0	156	0	428
0105992000	Ducks, Live, Weight >185g Other Than Pure-bred Breeding	0	3.546	0	22.275
0106900000	Other Live Animals, For Human Consumption	0	15	0	217
0201300000	Meat Of Bovine Animals, Boneless, Fresh Or Chilled	16.013	76.162	67.435	297.712
0202200000	Oth Cuts With Bone In Of Bovine Animals, Frozen	273.903	1.290.476	575.598	2.426.117
0202300000	Meat Of Bovine Animals, Boneless, Frozen	5.841.016	19.245.679	15.411.584	51.394.930
0203120000	Hams, Shoulders & Cuts Thereof Of Swine With Bone In, Fresh Or Chilled	100	1.901	270	5.065
0203190000	Other Meat Of Swine, Fresh Or Chilled	195	4.502	526	12.046
0203290000	Other Meat Of Swine, Frozen	16.320	81.600	21.214	102.787
0204220000	Oth Cuts With Bone In Of Sheep, Fresh Or Chilled	243	8.609	3.327	61.636
0204230000	Other Meat Of Sheep, Boneless, Fresh Or Chilled	107	1.345	1.461	16.124
0204410000	Carcasses & Half-carcasses Of Sheep, Frozen	2.347	27.906	14.588	91.684
0204420000	Oth Cuts With Bone In Of Sheep, Frozen	36.919	138.250	193.931	606.507
0204430000	Other Meat Of Sheep, Boneless, Frozen	17.911	82.471	89.052	381.001
0204500000	Meat Of Goats, Fresh, Chilled Or Frozen	3.865	123.229	11.534	346.906
0206210000	Tongues Of Bovine Animals, Frozen	86.806	256.549	163.759	472.496
0206220000	Livers Of Bovine Animals, Frozen	353.984	1.824.408	515.000	2.649.015
0206290000	Other Edible Offal Of Bovine Animals, Frozen	3.978.462	16.902.295	6.315.034	25.940.250
0206800000	Edible Offal Of Sheep, Goats, Horses, Asses, mules Or Hinnies, fresh Or Chilled	0	86	0	358
0206900000	Edible Offal Of Sheep, Goats, Horses, Asses, Mules Or Hinnies, Frozen	12.123	25.887	23.550	41.150
0207120000	Meat & Edible Offal Of The Spec. Gallus Domesticus, Not Cut In Piece, Frozen	12.600	921.662	23.068	1.645.495
0207149000	Oth Cuts & Offals Of Fowl Of The Species Gallus Domesticus, Frozen	97.475	246.247	162.634	424.844
0207250000	Meat And Edible Offal Of Turkeys, Not Cut In Pieces, Frozen	0	33.187	0	70.592
0207331000	Meat And Edible Offal Of Ducks, Not Cut In Pieces, Frozen	113.529	432.356	139.210	483.514
0210191000	Bacon Of Swine, Salted, In Brine, Dried Or Smoked	0	294	0	436
0210991000	Freeze Cried Chicken Dice	95.100	926.565	175.016	1.647.876
0210999000	Oth Meat & Edible, Incl. Frours & Meals Salted, In Brine, Dried Or Smoked	360	1.018	5.250	20.082
0301102000	Ornamental Marine Fish, Live	0	1.490	0	1.781
0301103000	Freshwater Ornamental Fish, Live	360	198.986	1.244	152.437
0301939000	Carp ,live For Oth Than Breeding	0	2.384	0	600
0301940000	Bluefin Tunas (thunnus Thynnus), Live	41.234	41.234	93.371	93.371
0301994010	Tilapia Fish, Live	0	3.225	0	1.338
0301994090	Other Freshwater Fish, Live	49.540	259.484	49.580	230.939
0302110000	Trout (salmo Trutta & Orcorhynchuses), Excl.fillet, Livers/roes, Fresh/chilled	665	1.688	1.773	4.170
0302120000	Pacific/atlanctic/danube Salmon, Excl. Fillets, Livers/roes, Fresh Or Chilled	0	352	0	837
0302190000	Oth Salmonidae Fish,excl.fillet,liver And Roes, Fresh Or Chilled	243.010	1.223.303	87.469	334.270
0302390000	Oth Tunas, Excl.fillet, Livers & Roes, Fresh Or Chilled	27.324	27.324	17.016	17.016
0302500000	Cod, Excluding Fillets, Livers & Roes, Fresh Or Chilled	0	817	0	1.050
0302610000	Sardines, Excl. Fillets, Livers & Roes, Fresh Or Chilled	5.880	148.977	1.470	35.723
0302640000	Mackerel, Excl. Fillets Livers & Roes, Fresh Or Chilled	54.000	54.000	27.000	27.000
0302691090	Other Marine Fish Excl.fillet, Livers And Roes, Fresh Or Chilled	81.561	670.402	27.795	199.680
0302692010	Tilapia, Excl.fillet, Livers And Roes, Fresh Or Chilled	82.053	489.660	21.145	122.162
0302692090	Other Freshwater Fish, Excl.fillet, Livers And Roes, Fresh Or Chilled	23.397	230.006	5.850	55.673
0302700000	Livers & Roes Of Fish, Fresh/chilled	1.220	3.098	1.196	3.177
0303110000	Sockeye Salmon, Excl.fillet, Livers & Roes, Frozen	0	7.330	0	21.261
0303190000	Oth Pacific Salmon, Excl.fillet, Liver And Roes, Frozen	8.168	108.848	6.973	72.948
0303220000	Atlantic & Danube Salmon, Excl.fillet, Livers And Roes, Frozen	19.548	63.711	116.795	410.416
0303290000	Other Salmonidae, Excl.fillet, Livers And Roes, Frozen	0	193.738	0	364.549
0303390000	Oth Flat Fish, Excl.fillet, Livers & Roes, Frozen	0	97	0	124
0303410000	Albacore/longfined Tunas,excl.fillet, Livers And Roes, Frozen	51	51	47	47
0303420000	Yellow Fin Tunas, Excl.fillet, Liver & Roes, Frozen	421.651	2.206.632	770.689	4.188.038
0303430000	Skipjack Or Stripe-bellied Bonito, Excl.fillet, Livers And Roes, Frozen	2.282.732	6.961.702	3.855.819	11.103.486
0303490000	Oth Tunas, Excl.fillet,livers & Roes, Frozen	0	128.245	0	120.651
0303520000	Cod (gadus Morhua, Ogac, Macrocephalu) ,excl.fillet,livers And Roes,frozen	0	3.190	0	5.201
0303610000	Swordfish (xiphias Gladius) ,excl.fillet,livers And Roes,frozen	0	247.198	0	370.679
0303710000	Sardines, Excl.fillet, Livers And Roes, Frozen	4.540	203.197	1.505	82.743
0303740000	Mackerel, Excl.fillet, Livers And Roes, Frozen	2.540.612	15.255.519	1.688.308	8.569.387
0303750000	Dogfish And Other Sharks, Excl.fillet, Livers And Roes, Frozen	19.690	80.517	149.164	458.698
0303791010	Kerapu(cromilepte Altivelis,epinephelus, Excl.fillet,livers And Roes,frozen	0	43.469	0	52.830
0303791090	Other Marine Fish, Excl.fillet, Livers And Roes, Frozen	772.528	4.375.021	399.799	2.009.134
0303792010	Tilapia, Excl.fillet, Livers And Roes, Frozen	25.202	449.322	15.139	942.925
0303792090	Other Freshwater Fish, Excl.fillet, Livers And Roes, Frozen	9.006	113.367	3.152	64.858
0303802000	Roes Of Fish, Frozen	27	615	446	2.554
0304190000	Other Fish Fillets, Fresh Or Chilled	39.026	61.039	159.659	263.063
0304210000	Swordfish (xiphias Gladius) Frozen Fillets	22.000	124.830	53.900	314.755
0304290000	Other Fish Fillets, Frozen	38.151	318.887	152.203	669.684
0304990000	Other Fish Meat (whether Or Not Minced) Frozen	172	63.939	1.407	32.461
0305100000	Flours, Meals And Pellets Of Fish, Fit For Human Consumption	0	1.461	0	2.976
0305201000	Livers & Roes Of Freshwater Fish, Dried ,salted Or Salted Or In Brine	0	18	0	300
0305209000	Others Livers & Roes Of Fish, Dried, Smoked, Salted Or In Brine	60.922	235.010	42.933	170.080
0305300000	Fish Fillets, Dried,salted Or In Brine, But Not Smoked	0	13.222	0	6.443
0305410000	Pacific Salmon, Smoked, Incl.fillet	40	158	1.478	2.458
0305490000	Other Smoked Fish, Including Fillets	0	44.852	0	102.357
0305591000	Sharks Fins, Dried, Salted/unsalted But Not Smoked	6.423	29.740	132.187	442.112
0305592000	Marine Fish, Including Anchovies, Dried ,salted/unsalted, But Not Smoked	536.182	3.806.181	339.161	2.269.546
0305599000	Other Dried Fish, Salted/unsalted But Not Smoked	97.802	393.831	76.266	278.856
0305630000	Anchovies(engraulis Spp.), Salted But Not Dried Or Smoked And In Brine	0	4	0	74
0305691000	Marine Fish, Incl Sharks Fin,salted But Not Dried Or Smoked And In Brine	3.296	3.296	2.016	2.016

**I.3. IMPOR MENURUT KOMODITI / IMPORT BY HS COMMODITY**  
**\*\*\* MEI / MAY 2008 \*\*\***

H S	Uraian Komoditi Commodity description	Berat bersih / Net weight (Kg)		Nilai / Value C.I.F ( U S \$ )	
		Bulan ini	Kumulatif	Bulan ini	Kumulatif
		Current month	Cum. Jan. to date	Current month	Cum. Jan. to date
0305699000	Other Fish, Salted But Not Dried Or Smoked And In Brine	41.870	933.013	21.354	475.846
0306110000	Rock Lobsters And Oth Sea Crawlfish, ( Ja ,palinurus,panulirus Spp.) Frozen	23.850	58.202	86.112	209.369
0306130000	Shrimps And Prawns, Frozen	115.157	707.231	938.967	2.562.101
0306140000	Crabs, Frozen	128.319	460.059	485.192	2.000.774
0306190000	Other, Incl Flours, Meals & Pellets Of Crustac, Fit For Human Consump,frozen	29	62.923	127	264.871
0306231000	Shrimps And Prawns, Breeder	1.400	2.132	23.931	69.464
0306232000	Shrimps And Prawns,other Than Breeder, Live	1.600	2.100	22.714	40.046
0306233000	Shrimps And Prawns, Fresh Or Chilled	0	1.725	0	8.473
0306234900	Other Shrimps And Prawns, Dried In Oth Than Airtight Containers	300	20.326	16.282	28.385
0306249900	Other Crabs, Not Frozen Not In Airtight Containers	508	1.162	1.727	3.139
0307101000	Oysters, Live	0	2	0	56
0307102000	Oysters, Fresh, Chilled Or Frozen	4.153	7.702	6.083	20.443
0307212000	Scallops, Fresh Or Chilled	3.527	6.134	3.183	6.090
0307291000	Scallops, Frozen	1.310	216.795	6.214	551.621
0307292000	Scallops, Dried, Salted Or In Brine	0	2.465	0	4.020
0307312000	Mussels, Fresh Or Chilled	679	40.694	1.518	21.320
0307391000	Mussels, Frozen	2.927	5.857	12.929	19.905
0307412000	Cuttle Fish And Squid,fresh Or Chilled	10.132	26.402	20.013	40.302
0307491000	Cuttle Fish And Squid, Frozen	850.954	3.510.270	674.958	2.252.425
0307492000	Cuttlefish&squid,dried,salted/in Brine	0	52	0	49
0307512000	Octopus, Fresh Or Chilled	949	1.823	931	2.054
0307591000	Octopus, Frozen	39.660	156.718	149.223	411.537
0307592000	Octopus, Dried, Salted Or In Brine	0	7	0	134
0307602000	Snails, Other Than Sea Snails, Fresh, Chilled Or Frozen	0	3	0	57
0307912000	Other Molluscs, Fresh Or Chilled	2.554	8.977	2.502	10.026
0307991000	Other Molluscs, Frozen	0	118	0	300
0307999000	Oth Aquatic Invertebrates Not Crstceans, For Human Consumpt Dried,salted/in Brine	160	1.508	98	6.629
0401100000	Milk And Cream, Not Concentrated, No Add Sugar, Of A Fat Content, By Weight < 1%	3.764	272.807	763	1.054.906
0401200000	Milk And Cream, Not Concentrated, No Add Sugar, Of A Fat Content, By Weight 1- 6	1.143.294	6.095.376	1.446.936	7.348.817
0401300000	Milk And Cream, Not Concentrated, No Add Sugar, Of A Fat Content, By Weight > 6%	158.817	509.985	420.850	1.912.999
0402103000	Milk&cream Fat Cont<=1.5%,in Solid Form Added Sugar/oth Sweet,in Cont>= 20 Kg	7.089.450	26.614.732	25.316.723	111.322.502
0402109000	Milk&cream Fat Cont<=1.5%,in Solid Form Added Sugar/oth Sweet,in Cont< 20 Kg	819.470	8.186.767	2.827.159	35.527.001
0402212000	Milk&cream Fat Cont> 1.5%,in Solid Form Not Added Sugar/oth Sweet,in Cont>=20	2.071.347	12.040.699	9.199.273	56.256.406
0402219000	Milk&cream Fat Cont> 1.5%,in Solid Form Not Added Sugar/oth Sweet,in Cont<20 Kg	796.556	4.035.458	4.075.073	20.629.322
0402292000	Milk&cream Fat Cont> 1.5%,in Solid Form Added Sugar/oth Sweet,in Cont>= 20 Kg	739.925	2.740.923	2.423.510	11.050.538
0402299000	Milk&cream Fat Cont> 1.5%,in Solid Form Added Sugar/oth Sweet,in Cont< 20 Kg	9.019.773	27.982.205	21.528.441	83.522.931
0402910000	Other Milk & Cream, Not Containing Added Sugar/other Sweetening	62.508	260.907	195.641	791.073
0402990000	Other Milk&cream, Containing Added Sugar/other Sweetening	282.954	1.407.011	352.402	1.577.598
0403101100	Yoghurt In Liquid Form, Incl. Condensed Form,cont.fruits, Nuts, Cocoa Or Flavor	423	2.840	1.618	9.832
0403101900	Yoghurt In Other Form, Containing Fruits ,nuts, Cocoa Or Flavoring Matter	50.062	318.621	61.025	385.649
0403109100	Yoghurt In Condensed Form, Not Contain F Nut, Cocoa, Or Flavoring Matter	0	2.126	0	3.037
0403109900	Yoghurt In Other Form, Not Contain Fruit Nut, Cocoa, Or Flavoring Matter	16.773	29.649	11.292	19.185
0403901000	Buttermilk	784.575	3.606.877	3.572.331	16.035.212
0403909000	Curdled Milk And Cream, Kephir & Other Fermented Milk And Cream	35.900	187.422	52.939	294.902
0404101100	Whey, Whether/not Concentrated/contain Add Sugar/sweetening,for Human Consumpt	2.647.175	11.775.314	4.115.662	21.284.335
0404101900	Modified Whey,whether/not Concentr/cont Add Sugar/sweetening,for Human	652.000	4.879.707	1.684.806	10.902.775
0404109900	Modified Whey,whether/not Concentr/cont Add Sugar/sweetening,for Animal Feeding	52.441	52.441	73.744	73.744
0404900000	Oth Products Consisting Of Natural Milk	107.082	163.282	176.989	384.323
0405100000	Butter Derived From Milk	340.168	1.638.724	904.540	5.931.297
0405200000	Dairy Spreads Derived From Milk	17.000	71.000	17.408	83.934
0405901000	Anhydrous Butterfat Derived From Milk	261.000	1.275.161	1.343.612	6.800.803
0405902000	Butter Oil Derived From Milk	0	16.900	0	75.600
0405909000	Other Fats And Oils Derived From Milk	362.190	1.382.158	1.698.550	6.502.668
0406101000	Fresh Cheese (unripened Or Uncured), Including Whey Cheese	743.659	2.682.836	3.901.888	13.974.127
0406109000	Fresh Curd (unripened Or Uncured)	10.500	83.364	42.367	418.059
0406201000	Grated/powdered Cheese,in Packages Of A Gross Weight Exceeding 20 Kg	16.994	36.799	17.843	163.978
0406209000	Grated/powdered Cheese,in Packages Of A Gross Weight <= 20 Kg	39.791	103.281	161.831	531.227
0406300000	Processed Cheese,not Grated Or Powdered	277.814	1.433.253	1.512.997	7.496.273
0406400000	Blue Veined Cheese And Oth Cheese Cont Veins Prod By Penicillium Roquefort	50	112	194	480
0406900000	Other Cheese	23.716	467.049	49.024	2.312.960
0407009900	Other Birds' Eggs, In Sheel , Preserved Or Cooked	0	47.911	0	27.930
0408110000	Egg Yolks, Dried	0	51.152	0	242.385
0408190000	Egg Yolks, Other Than Dried	500	25.000	10.333	84.249
0408910000	Birds' Eggs, Not In Shell, Dried	149.970	497.238	698.159	2.172.027
0408990000	Birds Eggs, Not In Shell, Oth Than Dried	12.000	35.730	72.500	190.088
0409000000	Natural Honey	29.911	356.736	112.665	936.742
0410001000	Birds' Nests	1.865	1.865	8.625	8.625
0410009000	Other Edible Products Of Animal Origin, Not Elsewhere Specified Or Included	4.665	16.739	24.938	133.783
0501000000	Human Hair, Unworked, Whether Or Not Washed Or Scoured; Waste Of Human Hair	3.450	38.182	527.000	2.642.944
0502100000	Pigs', Hogs' And Boars' Bristles And Hair And Waste Thereof	34.299	232.476	280.520	1.703.370
0502900000	Badger Hair And Other Brush Making Hair And Waste Thereof	11.220	85.991	108.050	541.374
0505101000	Duck Feathers And Down, Of A Kind Used For Stuffing	52.760	82.255	940.754	1.394.166
0505109000	Feathers And Down Other Than Duck, Of A Kind Used For Stuffing	1.718	2.053	69.330	71.719
0505901000	Duck Feathers And Down, Used Other Than For Stuffing	1.356	24.680	5.737	135.786
0505909000	Other Skins And Parts Of Birds; Powder And Wsate Of Feather Or Part Of Feathers	420.778	2.886.643	383.890	2.210.241
0506100000	Ossein And Bones Treated With Acid	0	10	0	148
0508002000	Shells Of Molluscs, Crustaceans/echino Derms,unworked/simply Prepared Uncut	13.500	59.076	10.318	51.517
0508009000	Cuttle-bone,unworked/simply Prepared Not Cut To Shape,powder&waste Thereof	33.000	223.727	20.355	88.918
0510009000	Ambergis,castoreum,civet; Bile; Glands & Oth Animal Prod.used In Pharmaceutical	42	119	5.602	13.877
0511100000	Bovine Semen	0	2	0	136
0511913000	Artemia Egg (brine Shrimp Egg)	15.915	56.833	305.715	752.030

**I.3. IMPOR MENURUT KOMODITI / IMPORT BY HS COMMODITY**  
**\*\*\* MEI / MAY 2008 \*\*\***

H S	Uraian Komoditi Commodity description	Berat bersih / Net weight (Kg)		Nilai / Value C.I.F ( U S \$ )	
		Bulan ini	Kumulatif	Bulan ini	Kumulatif
		Current month	Cum. Jan. to date	Current month	Cum. Jan. to date
0511919000	Oth.product Of Fish Or Crustaceans, Moluscs Or Oth.aqua Invertebrates	30.000	620.000	13.790	284.724
0511991100	Semen Of Swine, Sheep Or Goats	0	28	0	6.580
0511999000	Other Animal Products Not Elsewhere Specified Or Included	0	47.047	0	72.663
0601100000	Bulbs, Tubers, Tuberous Roots, Corms, Crowns & Rhizomes, Dormant	0	10.927	0	28.349
0601209000	Bulbs,tubers,tuberous Roots, Corms Crowns & Rhizomes, In Growth Or In Flower	0	43.071	0	72.419
0602109000	Unrooted Cutting And Slips Of Oth Plants	795	55.213	380	44.699
0602902000	Orchid Seedlings	7.093	12.401	11.550	21.860
0602909000	Other Live Plants; Mushroom Spawn	59.263	97.130	14.933	19.516
0603130000	Orchids, Fresh Flowers Of A Suitable For Bouquets/ornamental Purpose	0	100	0	50
0603190000	Other Fresh Flowers Of A Kind Suitable For Bouquets/ornamental Purpose	0	923	0	5.530
0603900000	Flowers Of A Suitable For Ornamental , Dried, Dyed, Bleached / Othwre Prep	885	8.929	10.747	45.042
0604100000	Mosses And Lichens	21.266	37.996	49.347	88.434
0604910000	Foliage, Branches & Oth Parts Of Plants, Fresh	0	108	0	80
0604990000	Foliage, Branches & Oth Parts Of Plants, Other Than Fresh	939	35.249	1.410	30.395
0701100000	Potatoes Seed, Fresh Or Chilled,	354.000	1.530.656	217.507	910.443
0701900000	Potatoes, Other Than Seed , Fresh Or Chilled	306.607	3.280.237	156.373	1.781.020
0702000000	Tomatoes, Fresh Or Chilled	8.124	66.023	15.955	78.397
0703101100	Onions Bulbs For Propagation Fresh Or Chilled	642	57.042	1.761	7.909
0703101900	Onions,fresh/chilled,oth.than Bulbs For Propagation	3.960.473	18.256.587	1.622.436	7.368.058
0703102100	Shallots Bulbs For Propagation Fresh Or Chilled	0	27.000	0	5.778
0703102900	Shallots,fresh/chilled,oth Than Bulbs For Propagation	4.174.704	112.524.693	1.784.973	46.558.142
0703209000	Garlic,fresh/chilled, Oth Than Bulbs For Propagation	35.622.986	182.676.030	12.674.924	66.178.061
0703909000	Leeks & Oth.alliaceous, Fresh/chilled Oth Than Bulbs For Propagation	8.366	910.260	6.109	358.414
0704101000	Cauliflowers, Fresh Or Chilled	22.725	107.461	21.591	110.169
0704102000	Headed Broccoli, Fresh Or Chilled	36.711	245.429	30.126	214.801
0704200000	Brussels Sprouts, Fresh Or Chilled	569	3.359	1.535	7.956
0704901000	Cabbages, Fresh Or Chilled	13.155	134.256	15.661	95.723
0704909000	Kohlrabi, Kale And Similar Edible Brassicas, Fresh Or Chilled	33.564	118.066	35.430	127.018
0705110000	Cabbage Lettuce (head Lettuce), Fresh Or Chilled	10.268	51.688	12.020	61.137
0705190000	Other Lettuce, Fresh Or Chilled	2.744	21.049	4.539	29.142
0705210000	Witloof Chicory, Fresh Or Chilled	606	606	1.660	1.660
0705290000	Other Chicory, Fresh Or Chilled	2.586	2.708	2.331	2.475
0706101000	Carrots, Fresh Or Chilled	1.648.773	7.752.523	865.249	4.004.909
0706102000	Turnips, Fresh Or Chilled	0	3.446	0	2.504
0706900000	Salad Beetroot,salsify,celeriac,radish And Similar Edible Roots,fresh/chilled	6.980	30.324	2.984	23.533
0707000000	Cucumbers And Gherkins, Fresh/chilled	2.671	10.791	4.017	14.893
0708100000	Peas (pisum Sativum), Fresh/chilled	524.417	1.950.002	191.215	626.093
0708200000	Beans (vigna Spp., Phaseolus Spp.), Fresh Or Chilled	744.798	2.855.198	240.077	1.091.750
0708900000	Other Leguminous Vegetables, Fresh Or Chilled	0	259.814	0	108.744
0709200000	Asparagus, Fresh Or Chilled	4.161	7.973	5.869	11.151
0709400000	Celery Oth Than Celeriac,fresh/chilled	10.796	89.664	10.803	96.085
0709510000	Mushrooms Of The Genus Agaricus, Fresh Or Chilled	24.417	105.501	21.261	96.362
0709590000	Other Mushrooms, Fresh Or Chilled	25.119	162.624	26.930	146.297
0709601000	Chillies, Other Than Giant Chillies, Fresh Or Chilled	0	2.550	0	1.981
0709609000	Other Fruits Of The Genus Capsicum Or Of The Genus Pimenta, Fresh Or Chilled	43.754	175.944	32.732	143.257
0709700000	Spinach, New Zealand Spinach & Orache Spinach, Fresh Or Chilled	524	5.266	492	5.438
0709901000	Globe Artichokes	270	4.105	657	9.682
0709909000	Other Vegetables, Fresh Or Chilled	101.651	592.687	73.537	482.960
0710100000	Potatoes, Frozen	474.583	2.124.829	493.145	2.032.286
0710210000	Peas (pisum Sativum), Frozen	41.873	344.742	59.698	415.725
0710290000	Other Leguminous Vegetable, Frozen	64.897	398.685	69.762	414.454
0710300000	Spinach,new Zealand Spinach And Orache Spinach (garden Spinach), Frozen	5.310	21.925	10.743	28.483
0710400000	Sweet Corn, Frozen	100.615	357.542	85.941	334.398
0710800000	Other Vegetables, Frozen	28.299	69.472	31.661	74.319
0710900000	Mixtures Of Vegetables, Frozen	78.204	391.851	92.457	418.119
0711409000	Cucumber And Gherkins, Preserved In Other Preservation	0	882	0	1.455
0711519000	Mushrooms Of The Genus Agaricus Preserved In Other Preservation	0	2.046	0	5.137
0711599000	Other Mushrooms And Truffles Preserved In Other Preservation	17.882	17.882	5.422	5.422
0711901000	Sweet Corn, Provisionally Preserved	2.868	35.888	10.852	52.019
0711902000	Chillies, Provisionally Preserved	0	177.553	0	122.493
0711903000	Capers, Provisionally Preserved	0	1.318	0	2.437
0711909000	Oth Vegetables, Mixtures Of Vegetables Provisionally Preserved	10.711	25.328	6.156	38.796
0712200000	Onios, Dried, Whole, Cut, Sliced ,broken/in Powder, But Not Further Prep	395.212	1.337.189	1.080.589	3.764.662
0712310000	Mushrooms (genus Agaricus), Dried,whole ,broken/in Powder, But Not Further Prep	4.116	24.434	10.435	52.641
0712320000	Wood Ears (auricularia Spp.),dried,whole ,broken/in Powder, But Not Further Prep	101	82.674	92	111.684
0712330000	Jelly Fungi (tremella Spp.),dried,whole, Cut, Broken/in Powder,but Not Furth Prep	11.650	58.338	14.499	62.436
0712399000	Other Mushrooms, Dried, Whole,cut,sliced ,broken/in Powder, But Not Further Prep	118.726	492.652	221.024	959.523
0712901000	Garlic, Whole, Cut, Sliced ,broken/in Powder, But Not Further Prep	224.246	820.375	299.765	1.094.886
0712909000	Other Vegetables/mixtures Of Vegetables Whole, Cut, Sliced, But Not Further Prep	158.303	694.235	313.416	1.191.370
0713101000	Peas, Dried, For Sowing	0	26.907	0	25.376
0713109000	Peas, Dried, Other Than For Sowing	281.796	1.412.202	73.889	475.554
0713209000	Chickpeas(garbanzos), Dried, Other Than For Sowing	0	1.059.371	0	250.869
0713311000	Beans (vigna Mungo Hepper/vigna Radiata Wilczek), Dried, For Sowing	0	3	0	10
0713319000	Beans (vigna Mungo Hepper/vigna Radiata Wilczek), Dried, Other Than For Sowing	3.784.140	8.582.531	1.771.287	3.913.752
0713329000	Small Red(adzuki) Beans(phaseolus/vigna) Dried, Other Than For Sowing	21.043	242.520	6.635	79.645
0713339000	Kidney Beans, Including White Pea Beans Dried, Other Than For Sowing	498.021	2.859.704	120.755	886.660
0713399000	Other Beans,dried,other Than For Sowing	845.183	1.957.435	476.626	1.114.921
0713409000	Lentils, Dried, Other Than For Sowing	8	60	164	713
0713509000	Broad Beans & Horse Beans, Dried, Other Than For Sowing	2.134.037	4.376.439	1.253.868	2.549.190
0713909000	Other Dried Leguminous Vegetables, Other Than For Sowing	5.056	857.214	2.182	240.341
0714109000	Manioc (cassava), In Other Form	0	5.000	0	4.000

**I.3. IMPOR MENURUT KOMODITI / IMPORT BY HS COMMODITY**  
**\*\*\* MEI / MAY 2008 \*\*\***

H S	Uraian Komoditi Commodity description	Berat bersih / Net weight (Kg)		Nilai / Value C.I.F ( U S \$ )	
		Bulan ini	Kumulatif	Bulan ini	Kumulatif
		Current month	Cum. Jan. to date	Current month	Cum. Jan. to date
0714200000	Sweet Potatoes	0	2.819	0	2.088
0714909000	Arrowroot, Salep, Jerusalem Artichokes, & Similar Roots/tubers With High Starch	8.228	28.442	6.536	23.527
0801110000	Coconuts, Desiccated, Fresh Or Dried	30.665	79.208	54.346	126.551
0801190000	Coconuts, Other Than Desiccated Fresh Or Dried	22.740	183.174	13.311	105.137
0801220000	Brazil Nuts, Shelled, Fresh Or Dried	0	20.000	0	29.200
0801310000	Cashew Nuts, In Shell, Fresh Or Dried	0	269.040	0	180.257
0801320000	Cashew Nuts, Shelled, Fresh Or Dried	31.752	143.244	118.650	542.393
0802110000	Almonds, In Shell, Fresh Or Dried	0	74	0	138
0802120000	Almonds, Shelled, Fresh Or Dried	66.453	203.661	385.302	944.866
0802220000	Hazelnut/filberts, Shelled, Fresh/dried	0	650	0	1.312
0802310000	Walnuts, In Shell, Fresh Or Dried	0	64	0	90
0802320000	Walnuts, Shelled, Fresh Or Dried	0	6.981	0	42.142
0802400000	Chestnuts (castanea Spp.), Fresh/dried ,whether Or Not,shelled Or Peeled	3.431	33.551	1.433	24.017
0802500000	Pictachios, Fresh Or Dried	13.153	71.206	10.936	83.777
0802600000	Macadamia Nuts,fresh Or Dried ,whether Or Not,shelled Or Peeled	0	124	0	1.442
0802901000	Areca Nuts, Fresh Or Dried	0	36.000	0	31.680
0802909000	Other Nuts, Fresh Or Dried	7.084	53.887	7.944	66.148
0803001000	Pisang Mas, Pisang Rastali, Pisang Berangan & Pisang Embun, Fresh/dried	0	3.139	0	2.988
0803009000	Other Bananas, Including Plantains, Fresh Or Dried.	6.158	20.743	6.330	30.193
0804100000	Dates, Fresh Or Dried	31.487	1.225.153	29.584	969.134
0804200000	Figs, Fresh Or Dried	0	1.456	0	2.205
0804300000	Pineapples, Fresh Or Dried	23.887	80.675	19.538	59.099
0804400000	Avocados, Fresh Or Dried	2.886	6.953	7.029	14.885
0804501000	Guavas	1.009	123.553	643	75.505
0804502000	Mangoes	181.450	813.791	111.756	504.146
0804503000	Mangoesteens	1.973	1.973	2.341	2.341
0805100010	Oranges, Fresh	2.383.174	16.109.018	1.819.825	12.051.818
0805200000	Mandarin (incl. Tangerines & Satsumas), & Similar Citrus Hybrids, Fresh Or Dried	11.735.932	78.379.415	10.106.553	67.735.917
0805400000	Grapefruit, Including Pomelos Fresh Or Dried	54.697	177.056	95.834	245.517
0805500000	Lemons And Limes, Fresh Or Dried	30.663	251.292	29.134	216.786
0805900000	Other Citrus Fruit, Fresh Or Dried	476	80.025	362	65.567
0806100000	Grapes, Fresh	3.233.586	9.560.146	6.211.034	17.859.348
0806200000	Grapes, Dried	142.546	486.811	157.203	623.825
0807110000	Watermelons, Fresh	42.769	149.777	22.801	80.180
0807190000	Other Melons, Fresh	21.194	46.323	57.480	124.190
0807209000	Other Papaws (papayas), Fresh	20.602	80.445	10.558	41.686
0808100000	Apples, Fresh	12.376.408	54.521.125	9.959.237	42.965.230
0808200000	Pears And Quinces, Fresh	6.677.198	38.453.810	5.049.705	28.519.776
0809100000	Apricots, Fresh	0	109	0	152
0809200000	Cherries, Fresh	621	2.427	629	4.874
0809300000	Peaches, Including Nectarines, Fresh	347	6.008	915	9.354
0809400000	Plums And Sloes, Fresh	2.483	33.954	2.083	42.190
0810100000	Strawberries, Fresh	16.345	74.933	21.914	133.416
0810200000	Raspberries, Blackberries, Mulberries, Loganberries, Fresh	0	284	0	4.189
0810400000	Cranberries, Bilberries & Other Fruits Of The Genus Vaccinium, Fresh	8.594	8.594	10.800	10.800
0810500000	Kiwi Fruit, Fresh	97.560	285.133	174.229	428.469
0810600000	Durians, Fresh	5.078.630	9.593.808	6.334.184	12.058.351
0810901000	Longans, Fresh	605.367	9.505.038	664.854	10.690.024
0810902000	Lychees, Fresh	578.735	622.735	461.385	526.655
0810906000	Tamarinds, Fresh	16.164	82.964	12.132	61.757
0810908000	Black, White Or Red Currants And Gooseberries,fresh	4	4	93	93
0810909000	Other Fruit, Fresh	487.603	1.750.910	393.133	1.274.984
0811100000	Strawberries, Uncooked Or Cooked By Steaming Or Boiling Water, Frozen	73.871	220.219	86.173	313.587
0811200000	Raspberries,blackberries,mulberries, Loganberries,currant,gooseberries,frozen	2.852	4.643	16.534	29.904
0811900000	Other Fruit And Nuts,uncooked/cooked By Steaming Or Boiling Water, Frozen	1.592	41.905	10.785	151.211
0812100000	Cherries, Provisionally Preserved	0	2.820	0	10.991
0812900000	Oth Fruit & Nut,provisionally Preserved	645	8.764	2.461	33.362
0813100000	Apricots, Dried	3.400	8.761	6.563	18.800
0813200000	Prunes, Dried	1.879	3.981	3.625	9.252
0813300000	Apples, Dried	0	572	0	1.171
0813401000	Longans, Dried	0	198.495	0	83.773
0813402000	Tamarinds, Dried	6.695	11.760	5.228	10.993
0813409000	Other Fruit, Dried,	719	40.067	33.633	183.564
0814000030	Peel Of Citrus Fruit Or Melons, Watermelons, Dried	0	251	0	150
0814000090	Peel Of Citrus Fruit Or Melons, Watermelons, Provisionally Preserved	0	50	0	67
0901111000	Arabica Wib Or Robusta Oib, Not Roasted Not Decaffeinated	1.174.851	3.171.139	2.748.928	6.693.149
0901119000	Oth Coffee,not Roasted,not Decaffeinated	48.780	72.381	97.457	134.132
0901121000	Arabica Wib Or Robusta Oib, Not Roasted Decaffeinated	0	1.859	0	6.351
0901211000	Coffee, Roasted, Not Decaffeinated, Unground	6.582	80.512	48.025	622.677
0901212000	Coffee, Roasted, Not Decaffeinated, Ground	38.442	112.848	83.207	296.256
0901221000	Coffee, Roasted, Decaffeinated,unground	8.126	228.153	30.459	709.592
0901222000	Coffee, Roasted, Decaffeinated, Ground	0	41	0	365
0901902000	Coffee Substitutes Containing Coffee	3.175	43.823	16.661	135.458
0902101000	Green Tea (not Fermented), In Packing <= 3 Kg, Leaf	4.509	48.880	8.181	104.107
0902109000	Green Tea (not Fermented), In Packing <= 3 Kg, Other Than Leaf	10.811	196.810	21.922	364.046
0902201000	Green Tea (not Fermented), In Packing > 3 Kg, Leaf	67.228	347.006	129.347	342.088
0902209000	Green Tea (not Fermented), In Packing > 3 Kg, Other Than Leaf	18.549	409.743	95.957	462.803
0902301000	Black Tea (fermented),in Packing <= 3 Kg Leaf	208	475	3.439	7.809
0902309000	Black Tea (fermented),in Packing <= 3 Kg Other Than Leaf	3.191	18.483	28.581	133.478
0902401000	Black Tea (fermented), In Packing > 3 Kg Leaf	475	174.575	3.510	111.953
0902409000	Black Tea (fermented), In Packing > 3 Kg Other Than Leaf	210.366	1.323.136	518.314	2.747.009

I.3. IMPOR MENURUT KOMODITI / IMPORT BY HS COMMODITY  
 \*\*\* MEI / MAY 2008 \*\*\*

H S	Uraian Komoditi Commodity description	Berat bersih / Net weight (Kg)		Nilai / Value C.I.F ( U S \$ )	
		Bulan ini	Kumulatif	Bulan ini	Kumulatif
		Current month	Cum. Jan. to date	Current month	Cum. Jan. to date
0903000000	Mate	0	18.000	0	25.920
0904111000	White Pepper, Neither Crushed Nor Ground	0	189.709	0	140.264
0904112000	Black Pepper, Neither Crushed Nor Ground	21	15.048	292	68.467
0904119000	Other Pepper, Neither Crushed Nor Ground	13.970	96.373	5.911	107.266
0904122000	Black Pepper, Crushed Or Ground	160	1.083	552	6.955
0904129000	Other Pepper, Crushed Or Ground	0	142	0	264
0904201000	Chillies, Dried	916.745	5.208.163	681.776	3.964.916
0904202000	Chillies, Crushed Or Ground	91.357	786.785	97.646	708.248
0904209000	Oth Fruits Of The Genus Capsicum/ Pimenta, Dried Or Crushed Or Ground	13.983	418.920	29.815	389.459
0905000010	Vanilla Whole	0	198	0	12.461
0905000090	Other Vanilla	355	23.387	1.720	92.908
0906190000	Cinnamon-tree Flowers Neither Crushed Nor Ground	0	8.678	0	10.220
0906200000	Cinnamon And Cinnamon-tree Flowers, Crushed Or Ground	157	183	1.621	1.814
0908100010	Nutmeg, In Shell	0	24.866	0	41.680
0908100020	Nutmeg, Shelled	11	15.175	42	14.209
0908200000	Mace	0	4.500	0	14.625
0908300000	Cardamoms	226	4.774	150	2.627
0909101000	Seeds Of Anise	16.222	209.231	6.346	81.895
0909200000	Seeds Of Coriander	200.252	3.047.297	80.359	990.851
0909300000	Seeds Of Cumin	64.162	526.229	58.276	300.801
0909400000	Seeds Of Caraway	0	38.155	0	14.975
0909500000	Seeds Of Fennel Or Juniper Berries	51.404	187.316	17.568	65.129
0910100000	Ginger	2.748	49.054	1.766	46.328
0910200000	Saffron	0	1.198	0	3.359
0910300000	Turmeric (curcuma)	1.739	26.007	1.332	28.857
0910910000	Mixtures Of Spices	3	108	47	889
0910991000	Thyme; Bay Leaves	2	1.160	30	4.183
0910992000	Curry	7	3.669	98	6.474
0910999000	Other Spices	35.867	206.649	20.154	157.077
1001100000	Durum Wheat	0	1.124.100	0	266.820
1001901900	Other Wheat, For Human Consumption	371.496.357	2.137.040.894	175.595.239	908.730.659
1001909900	Other Wheat, Not For Human Consumption	0	90.463.484	0	36.088.583
1002000000	Rye	40	67	653	896
1003000000	Barley	70	4.448	2.112	5.375
1004000000	Oats	50.247	189.872	30.087	108.670
1005100000	Maize (corn), Seeds	88.882	585.659	515.146	1.741.409
1005901000	Popcorn	414.815	1.740.322	257.390	1.049.466
1005909000	Maize (corn), Other Than Seeds	2.076.073	79.304.141	490.935	19.948.455
1006100000	Rice In The Husk (paddy Or Rough)	471.500	1.680.609	1.475.969	4.080.499
1006209000	Other Husked (brown) Rice	0	10.000	0	41.806
1006301900	Fragrant Rice, Broken > 25% Semi-milled Or Wholly Milled Rice	7.589	7.224.853	15.425	2.186.695
1006302000	Parboiled Rice, Semi-milled Or Wholly Milled Rice	0	200.000	0	160.000
1006303000	Glutinous Rice (pulut), Semi-milled Or Wholly Milled Rice	13.866.300	53.679.107	6.248.313	23.372.964
1006309000	Other Milled Rice, Whether/not Polished Or Glazed	192.956	39.591.508	173.199	13.285.326
1006400000	Broken Rice	0	81.600.601	0	27.034.765
1007000000	Grain Sorghum	2.972	2.972	1.888	1.888
1008100000	Buckwheat	0	1.243	0	2.051
1008200000	Millet	612.793	6.831.638	188.261	2.103.473
1008300000	Canary Seed	288.353	1.125.160	153.801	602.521
1008900000	Other Cereals	4.935	17.961	4.800	28.564
1101001000	Wheat Flour	46.176.011	216.270.529	25.034.549	107.106.960
1101002000	Meslin Flour	0	3.723	0	6.987
1102100000	Rye Flour	0	4.320	0	10.578
1102200000	Maize (corn) Flour	11.000	52.332	12.210	79.995
1102900090	Other Cereal Flours	490.070	3.682.195	231.924	1.447.156
1103112000	Groats And Meals Of Durum Or Hard Wheat Semolina	0	94	0	387
1103119000	Other Groats And Meals Of Wheat	16.002	28.787	16.153	41.310
1103130000	Groats And Meals Of Maize (corn)	10.148	25.338	6.254	17.441
1103192000	Groats And Meals Of Rice	0	756	0	915
1103199000	Groats And Meals Of Other Cereals	0	40.717	0	55.753
1103200000	Cereal Pellets	19.676	32.774	12.115	21.668
1104120000	Rolled/flaked Grains Of Oats	211.603	436.740	158.659	355.203
1104191000	Rolled/flaked Grains Of Maize (corn)	0	8.377	0	11.443
1104199000	Rolled/flaked Grains Of Other Cereals	16.000	2.910.673	23.375	1.387.063
1104220000	Other Worked Grains Of Oats	1.361	1.368	3.266	3.329
1104230000	Other Worked Grains Of Maize (corn)	0	123	0	363
1104299000	Other Worked Grains Of Other Cereals	2.166.062	4.235.246	1.095.425	2.016.743
1104300000	Germ Of Cereals, Whole, Rolled, Flaked Or Ground	0	589	0	1.250
1105100000	Flour, Meal And Powder Of Potatoes	40.397	396.296	112.584	531.508
1105200000	Flakes, Granules And Pellets Of Potatoes	517.593	1.592.155	672.166	2.188.775
1106100000	Flour, Meal And Powder Of The Dried Leguminous Vegetables Of Heading 07.13	72.082	197.711	227.422	627.012
1106202900	Flour And Powder Of Sage	0	352	0	1.708
1106209000	Flour, Meal & Powder Of Roots Or Tubers Of Heading 07.14	0	37.600	0	126.542
1106300000	Flour,meal And Powder Of The Dried Leguminous Vegetables Of Prod.chapter 8	0	86.074	0	123.222
1107100000	Malt, Not Roasted	3.362.908	14.908.166	2.054.679	7.899.173
1107200000	Malt, Roasted	16.000	60.069	19.391	51.025
1108110000	Wheat Starch	259.600	704.081	135.488	332.474
1108120000	Maize (corn) Starch	6.967.179	91.305.587	3.048.053	32.427.508
1108130000	Potato Starch	998.078	4.946.063	879.816	4.465.423
1108140000	Manioc (cassava) Starch	12.996.292	64.859.010	5.306.907	22.925.507
1108191000	Sago Starch	0	786	0	450

**I.3. IMPOR MENURUT KOMODITI / IMPORT BY HS COMMODITY**  
**\*\*\* MEI / MAY 2008 \*\*\***

H S	Uraian Komoditi Commodity description	Berat bersih / Net weight (Kg)		Nilai / Value C.I.F ( U S \$ )	
		Bulan ini	Kumulatif	Bulan ini	Kumulatif
		Current month	Cum. Jan. to date	Current month	Cum. Jan. to date
1108199000	Other Starches	531	7.627	6.753	22.072
1108200000	Inulin	164.314	670.921	489.417	1.972.073
1109000000	Wheat Gluten, Whether Or Not Dried	636.403	6.163.092	448.223	3.086.092
1201001000	Soya Beans, Whether Or Not Broken, Suitable For Sowing	0	79	0	983
1201009000	Other Soya Beans, Whether Or Not Broken	68.203.545	430.019.719	41.799.994	247.509.929
1202109000	Oth Ground Nuts, Not Roasted/otherwise Cooked, In Shell	6.021.501	25.102.125	1.934.296	8.174.768
1202200000	Ground Nuts, Shelled	10.350.434	54.957.966	3.835.241	21.573.071
1203000000	Copra	0	28.000	0	14.000
1204000000	Linseed, Whether Or Not Broken.	0	5	0	49
1205900000	Other Rape Or Colza Seeds Whether Or Not Broken	0	29.537	0	8.484
1206000000	Sunflower Seeds, Whether Or Not Broken	434.995	3.870.300	183.355	1.864.083
1207200000	Cotton Seeds, Whether Or Not Broken	0	36.622	0	36.720
1207400000	Sesamum Seeds, Whether Or Not Broken	288.573	977.409	150.341	493.809
1207500000	Mustard Seeds, Whether Or Not Broken	31	95	120	242
1207910000	Poppy Seeds, Whether Or Not Broken	0	6	0	71
1207992000	Palm Nuts And Kernels Whether Or Not Broken	2.372	11.391	233.517	906.882
1207993000	Safflower Seeds Whether Or Not Broken	0	5.712	0	2.240
1207999000	Other Oil Seeds & Oleaginous Fruits, Whether Or Not Broken	4.263	145.228	621.563	2.948.695
1208100000	Flours And Meals Of Soya Beans	348.263	5.709.603	144.596	2.527.554
1208900000	Flours&meal Of Oth Oil Seed/oleaginous Fruits, Other Than Those Of Mustard	70.034	535.338	80.644	624.845
1209290000	Other Seeds Of Forage Plants, Of A Kind Used For Sowing	23.001	135.485	86.227	402.659
1209910000	Vegetable Seeds,of A Kind Used For Sowing	16.990	159.655	220.868	3.524.381
1209999000	Other Seeds Of A Kind Used For Sowing	82.015	329.493	381.528	1.192.686
1210100000	Hop Cones,neither Ground Nor Powdered, Nor In The Form Of Pellets	0	5.989	0	22.074
1210200000	Hop Cones, Ground, Powdered Or In The Form Of Pellets; Lupulin	900	13.652	14.225	156.441
1211201000	Ginseng Roots, Cut, Crushed/powdered Form	1.302	6.692	112.010	556.605
1211209000	Ginseng Roots, In Other Forms	10	1.059	152	12.732
1211309000	Coca Leaf, In Other Forms	7.983	10.272	1.966	3.199
1211901100	Cannabis, In Cut, Crushed Or Powdered Form, Used For Pharmacy	0	13.310	0	24.721
1211901300	Rauwolfia Serpentina Roots Used For Pharmacy	31.867	1.719.871	11.402	3.237.948
1211901400	Other Plants, In Cut, Crushed Or Powdered Form, Used For Pharmacy	100.150	837.400	134.240	1.235.838
1211901900	Other Plants, In Other Forms Used For Pharmacy	34.207	274.675	45.434	231.198
1211909600	Liquorice Roots, In Cut, Crushed Or Powdered Form	0	17.070	0	28.980
1211909900	Oth Plants, In Cut, Crushed/powdered Form, Used For Other Purposes	34.076	240.126	61.864	509.781
1212201100	Seaweeds & Oth Algae,fresh,chilled/dried Of A Kind Used In Pharmacy	374	450	164.950	266.787
1212201900	Seaweeds & Oth Algae,fresh,chilled/dried ,used In Dyeing,tanning,perfumery	158.577	251.598	116.504	186.044
1212202000	Seaweeds & Oth Algae,fresh,chilled/dried , For Oth,not For Human Consumption	0	162.560	0	157.703
1212209000	Oth Seaweeds & Oth Algae, Fresh, Chilled , Dried,primarily For Human Consumption	9.932	61.693	17.842	187.007
1212993000	Melon Seeds	0	433	0	1.205
1212999000	Other Vegetable Product, Of A Kind Used Primarily For Human Consumption	3.735	33.332	126.285	173.995
1214100000	Lucerne (alfalfa) Meal And Pellets	0	23.889	0	3.875
1214900000	Other Forage Products, Whether/not In The Form Of Pellets.	21.504	53.416	24.070	39.854
1301200000	Gum Arabic	34.208	98.574	167.298	374.274
1301901000	Gum Benjamin	0	20.000	0	42.100
1301902000	Gum Damar	0	34.165	0	148.877
1301903000	Cannabis Resin	0	28	0	75
1301909000	Other Gum And Resin	116.453	886.083	216.654	1.930.512
1302119000	Other Opium, Whether Or Not Modified	11.658	13.329	116.601	514.954
1302120000	Saps And Extracts Of Liquorice, Whether Or Not Modified	3.000	199.156	17.100	1.183.369
1302130000	Saps And Extracts Of Hops, Whether Or Not Modified	4.583	16.588	108.729	388.497
1302192000	Extracts And Tinctures Of Cannabis	100	656	3.128	64.744
1302193000	Other Medicinal Extracts Derived From Vegetable Products	82.641	240.400	149.240	992.625
1302195000	Japan (or Chinese) Lacquer (natural Lacquer)	1.200	50.805	92.642	525.858
1302199000	Other Saps And Extracts Of Vegetable	93.943	239.609	688.304	3.002.355
1302200000	Pectic Substances, Pectinates & Pectates	20.379	64.101	242.316	730.709
1302310000	Agar-agar	95.829	184.697	324.563	533.419
1302320000	Mucilages & Thickeners,whether Or Not Modified, Derived From Locust Beans/guar	244.434	1.071.021	665.194	2.560.584
1302391000	Carageenan	93.117	389.283	558.808	2.287.085
1302399000	Mucilages & Thickeners,whether Or Not Modified,derived From Vegetable Products	102.444	335.294	675.597	1.922.725
1401100000	Bamboos Used Primarily For Plaiting	4.603	49.448	34.184	77.527
1404909000	Other Vegetable Products Not Elsewhere Specified Or Included	30.014	185.447	44.027	183.475
1502001900	Unedible Tallow Of Bovine Animal, Sheep Or Goats, Other	19.571	59.370	11.034	35.314
1502009900	Unedible Fats Other Than Tallow Of Bovine Animals, Sheep Or Goats, Other	0	2.312	0	7.250
1503009000	Lard Oil, Oleo-oil & Tallow Oil, Not Emulsified Or Mixed Or Othwise Prepared	2.486	205.930	2.613	655.963
1504101000	Fish-liver Oils And Their Fractions, Fit For Human Consumption	14.502	46.342	38.181	147.991
1504109000	Fish-liver Oils And Their Fractions, Unfit For Human Consumption	14.400	39.009	15.408	63.602
1504201000	Fats & Oil Of Fish, Not Liver Oils Solid Fraction, Not Chemically Modified	43.844	376.380	160.130	1.077.678
1504209000	Fats & Oil Of Fish, Not Liver Oils Other Fraction, Not Chemically Modified	54.427	407.846	669.549	4.517.551
1505001000	Lanolin	9.180	50.389	41.580	202.117
1505009000	Other Wool Grease And Fatty Substances Derived Therefrom	1.163	14.207	63.222	333.696
1506000000	Other Animal Fats And Oils, And Their Fractions, Not Chemically Modified	18.952	113.829	42.772	226.721
1507100000	Crude Oil Of Soya Bean, Whether Or Not Degummed	0	20.744	0	25.232
1507901000	Refined Oil Of Soya Bean	1.319.753	6.376.818	2.110.624	8.130.908
1507902000	Fraction Of Unrefined Soya-bean Oil	326.686	1.672.459	571.542	2.377.446
1507909000	Other Soya Bean Oil And Its Fractions	610.511	1.838.558	968.418	2.680.967
1508909900	Other Ground-nut Oil,oth Than Solid Fractions ,not Chemically Modified	0	1	0	63
1509101000	Virgin Olive Oil, In Packing Of Net Weight <=30 Kg	18.305	48.291	67.555	168.988
1509109000	Virgin Olive Oil, In Packing Of Net Weight >30 Kg	8.000	52.931	32.552	189.504
1509902100	Fractions Of Unrefined Olive Oil, In Packing Of Net Weight <=30 Kg	0	13.818	0	14.960
1509902900	Fractions Of Unrefined Olive Oil, In Packing Of Net Weight >30 Kg	18.000	54.000	42.211	109.171
1509909900	Other Olive Oil, Whether/not Refined, In Packing Of Net Weight >30 Kg	6.566	49.677	39.575	227.363

I.3. IMPOR MENURUT KOMODITI / IMPORT BY HS COMMODITY  
 \*\*\* MEI / MAY 2008 \*\*\*

H S	Uraian Komoditi Commodity description	Berat bersih / Net weight (Kg)		Nilai / Value C.I.F ( U S \$ )	
		Bulan ini	Kumulatif	Bulan ini	Kumulatif
		Current month	Cum. Jan. to date	Current month	Cum. Jan. to date
1510009900	Oth Oils, Obtained Solely From Olives, Not Chemically Modified	938	5.405	2.531	121.373
1511100000	Crude Palm Oil	0	1.050	0	1.425
1511901000	Fractions Of Unrefined Palm Oil, Not Chemically Modified	0	7.777	0	99.494
1511909010	Palm Oil, Refined, Bleached & Deodor Ised (rbd)	0	20.375	0	21.164
1511909020	Olein, Refined, Bleached & Deodor Ised (rbd)	0	6.882.913	0	3.557.936
1511909090	Other Palm Oil And Its Fractions, Not Chemically Modified	6.479	87.501	35.150	146.033
1512110000	Crude Oil Of Sunflower Seed/safflower	400	600	1.155	1.841
1512191000	Refined Oil Of Sunflower-seed/safflower	25	58.063	542	179.647
1512192000	Fraction Of Unrefined Sunflower-seed Or Safflower Oil	442.802	1.236.771	1.002.804	2.345.081
1512199000	Other Fractions Of Sunflower-seed/saf Flower, But Not Chemically Modified	385	24.477	3.069	29.471
1512299000	Other Fractions Of Cotton Seed Oil, Not Chemically Modified	0	1.001	0	1.056
1513110000	Crude Oil Of Coconut (copra)	0	82.218	0	29.759
1513199000	Coconut Oil, Refined, Bleached & Deo Dorised (rbd)	2.899	126.044	3.254	106.572
1513291100	Solid Fract, Not Chemically Modified,of Unrefine Palm Kernel Stearin/babassu Oil	240.000	769.542	440.690	1.349.243
1513291900	Oth Fract, Not Chemically Modified, Of Unrefine Palm Kernel Stearin/babassu Oil	0	39.975	0	57.564
1513292100	Solid Fract, Not Chemically Modified,of Refine Palm Kernel Stearin/babassu Oil	29.790	158.066	52.090	247.690
1513292900	Oth Fract, Not Chemically Modified, Of Refine Palm Kernel Stearin/babassu Oil	0	150.600	0	190.752
1513299900	Other Fractions Of Palm Kernel Oil Or, Babassu Oil, Not Chemically Modified	18.620	44.045	13.918	80.849
1514110000	Crude Oil Of Low Erucid Acid Rape Or Colza	31.057	132.926	27.987	122.323
1514911000	Crude Oil Of Oth Rape/colza Oil & Its Fractions	1.257	3.399	9.990	22.934
1514919000	Crude Oil Of Mustard	0	422	0	550
1514999100	Oth Fractions Of Rape Or Colza Oil	0	191.510	0	284.543
1514999900	Oth Fractions Of Mustard Oil	441	4.362	306	10.802
1515110000	Crude Oil Of Linseed	0	105	0	1.497
1515190000	Other Linseed Oil And Its Fractions	193.501	1.155.033	341.705	1.996.499
1515210000	Crude Oil Of Maize (corn)	0	5.191	0	7.963
1515291900	Oth Fractions, Not Chemically Modified Of Unrefined Maize (corn) Oil	1.843	14.432	4.042	29.101
1515299900	Oth Fractions, Not Chemically Modified Of Refined Maize (corn) Oil	35.125	176.194	67.688	340.873
1515301000	Crude Oil Of Castor	16.000	58.000	24.800	85.600
1515309000	Other Castor Oil And Its Fractions	229.705	862.880	385.990	1.296.714
1515502000	Fraction Of Unrefined Sesame Oil	20	20	22	22
1515509000	Fraction Of Refined Sesame Oil	81.014	296.351	158.706	463.588
1515901900	Fraction Of Refined Tengkwang Oil	36	101	517	1.407
1515909100	Crude Oil Of Other Fixed Vegetable Fats And Oils	6.739	12.079	27.897	41.505
1515909900	Other Fixed Vegetable Fats And Oils And Their Fractions	58.116	547.528	121.548	1.624.241
1516101000	Animal Fats & Oils And Their Fractions, In Packing Net Weight >=10 Kg	3.600	189.700	32.040	404.881
1516109000	Animal Fats & Oils And Their Fractions, In Packing Net Weight < 10 Kg	0	1.559	0	2.184
1516201100	Re-esterified Fats & Oils Of Soya Bean And Its Fraction	0	32.443	0	72.989
1516201200	Re-esterified Of Crude Palm Oil And Its Fraction	130.000	577.024	190.600	890.200
1516201300	Re-esterified Fats & Of Palm Oil, Other Crude And Its Fraction	10.710	561.081	24.000	859.506
1516201800	Re-esterified Fats & Oils Of Olives And Its Fraction	0	5.689	0	7.968
1516201900	Oth Vegetable Fat, Re-esterified Fats & Oils And Its Fraction	640.400	1.632.831	1.093.064	2.613.982
1516202100	Hydrogenated Fats In Flakes Of Ground- Nut, Soya Beans, Palm Oil Or Coconuts	1.809	19.979	1.660	21.654
1516202900	Other Hydrogenated Vegetable Fats In Flakes	227.270	1.527.651	532.890	2.846.849
1516204000	Hydrogenated And Refined, Bleached And Deodorised Palm Kernel Stearin Or Olein	610.190	1.655.198	780.151	2.013.812
1516207000	Refined, Rbd Palm Stearin With Iodine Value Not Exceeding 48	44.500	54.300	65.386	105.741
1516209100	Oth Fat & Oils Of Ground-nuts, Palm Oil Or Coconuts	0	353.200	0	487.795
1516209900	Other Vegetable Fats And Oils And Their Fractions	866.343	4.667.656	1.189.649	5.738.547
1517100000	Margarine, Excl. Liquid Margarine	78.456	443.818	141.505	698.573
1517901000	Imitation Ghee	0	112	0	186
1517902000	Liquid Margarine	63.506	212.096	142.151	547.197
1517903000	Mould Release Preparations	3	3	100	100
1517904300	Shortening	0	28.264	0	39.097
1517905000	Solid Mixtures Or Prep Of Vegetable Fats Or Oils Or Of Their Fractions	26.684	143.628	50.430	220.442
1517906200	Liquid Mixtures Or Prep Of Fats/oil, Which Palm Oil Predominates	58.688	80.634	147.416	173.271
1517906300	Liquid Mixtures Or Prep Of Fats/oil, Which Crude Palm Kernel Oil Predominates	0	34.931	0	36.136
1517906400	Liquid Mixtures Or Prep Of Fats/oil, Which (rbd) Palm Kernel Oil Predominates	0	4.539	0	6.538
1517906800	Liquid Mixtures Or Prep Of Fats/oil, Which Illipenut Oil Predominates	0	112.142	0	329.512
1517906900	Liquid Mixtures Or Prep Of Fats/oil, Which Oth Vegetable Oil Predominates	45.189	259.794	91.040	954.045
1517909000	Oth Edible Mixtures Or Prep Of Animal Or Vegetable Fats Or Oils	97.455	534.241	413.443	2.303.284
1518001200	Animal Fats And Oils, Boiled, Oxidised, Dehydrated,sulphurised,blown,polymerised	0	23.385	0	27.101
1518001400	Ground-nut,soya-bean, Palm/coconut Oil Polymerised,or Oth Chemically Modified	98.855	607.048	194.220	1.032.792
1518001500	Linseed Oil&its Fract,boiled,oxidised, Dehydrated,sulphurised,blown,polymerised	0	23.915	0	43.021
1518001600	Olive Oil&its Fract,boiled, Oxidised, Dehydrated,sulphurised,blown,polymerised	46.715	151.806	39.435	126.200
1518001900	Oth Animal/vegetable Fat & Oils, Boiled ,dehydrate,sulphurise,blown,polymerised	48.236	569.790	251.457	1.501.451
1518002000	Inedible Mixtures/preparation Of Animal Fats Or Oils Or Of Different Fats/oils	0	32.000	0	52.320
1518003200	Inedible Mixtures/preparations Of Ground-nuts, Soya-beans Or Coconuts	110.400	599.040	217.360	1.050.637
1518003300	Inedible Mixtures/preparation Of Linseed	19.871	19.871	41.990	41.990
1518003900	Inedible Mixtures Or Preparate Of Other Vegetable Fats Or Oils	99.532	131.039	144.474	191.907
1518006000	Inedible Mixture & Preparate Of Animal Or Vegetable Fats Or Oils	39.787	265.914	159.850	1.125.426
1520001000	Glycerol, Crude	213.218	312.298	131.951	156.722
1520009000	Glycerol Waters And Glycerol Lyes	1.175.419	2.305.473	1.018.614	1.957.987
1521100000	Vegetable Waxes(oth.than Triglycerides) Whether Or Not Refined Or Colored	25.853	90.928	172.555	425.602
1521901000	Bee Wax And Other Insect Waxes, Whether Or Not Refined Or Colored	2.755	4.913	25.785	49.402
1521902000	Spermaceti, Whether Or Not Refined Or Colored	28	81	515	1.324
1601000011	Sausage Containing Pork	0	167	0	1.683
1601000090	Other Sausages And Similar Products Of Meat, Meat Offal Or Blood	3.408	18.097	2.467	12.064
1602329000	Oth Prepared/preserved Meat Offal/blood Of Fowls Of The Spec. Gallus Domesticus	26.787	30.297	41.685	73.515
1602390000	Oth Prepared/preserved Meat Offal/blood Of Oth Fowls Of Poultry Of Heading 01.05	0	6.987	0	6.619
1602411000	Hams And Cuts Thereof Of Swine, In Airtight Containers	0	8	0	11
1602419000	Hams And Cuts Thereof Of Swine, In Other Than Airtight Containers	0	412	0	312

**I.3. IMPOR MENURUT KOMODITI / IMPORT BY HS COMMODITY**  
**\*\*\* MEI / MAY 2008 \*\*\***

H S	Uraian Komoditi Commodity description	Berat bersih / Net weight (Kg)		Nilai / Value C.I.F ( U S \$ )	
		Bulan ini	Kumulatif	Bulan ini	Kumulatif
		Current month	Cum. Jan. to date	Current month	Cum. Jan. to date
1602421000	Shoulders And Cuts Thereof Of Swine In Airtight Containers	0	1.468	0	1.125
1602491100	Luncheon Meat Of Swine, In Airtight Containers	0	10.002	0	7.007
1602491900	Luncheon Meat Of Swine, In Other Than Airtight Containers	34.301	34.301	36.240	36.240
1602499100	Oth Prepared/preserved Meat Offal/blood Of Swine In Airtight Containers	32.748	49.316	35.578	52.350
1602499900	Oth Prepared/preserved Meat Offal/blood Of Swine Not In Airtight Containers	0	2.664	0	5.027
1602500000	Other Prepared Or Preserved Meat Offal Or Blood Of Bovine Animals	92.446	348.513	390.664	1.412.044
1602909000	Oth Prepared/preserved Meat Offal/blood Of Any Animal	654	20.306	1.603	30.357
1603001000	Extracts & Juices Of Chicken, With Herbs	0	311	0	369
1603002000	Extract & Juice Of Chicken,without Herbs	3.644	17.292	7.650	99.899
1603003000	Extracts/juices Of Oth Meat,fish/crusta Molluscs/aquatic Invertebr, With Herbs	18.000	108.000	17.100	101.160
1603009000	Extracts/juices Of Oth Meat,fish/crusta Molluscs/aquatic Invertebr,without Herbs	3.766	23.589	22.081	61.137
1604111000	Salmon, Prepared/preserved In Airtight Containers	895	4.316	3.304	15.406
1604119000	Salmon, Prepared Or Preserved In Other Than Airtight Containers	14	205	107	763
1604131100	Sardines, Prepared/preserved In Airtight Container	5.272	141.965	11.591	187.973
1604131900	Sardines, Prepared Or Preserved In Other Than Airtight Containers	268.132	1.500.767	147.188	1.085.942
1604139100	Sardinella And Brisling Or Sprats, Prepared/preserved In Airtight Container	0	5.353	0	4.880
1604139900	Sardinella And Brisling Or Sprats,prep/ Preserved Not In Airtight Containers	218.678	868.616	472.413	1.656.696
1604141000	Tunas, Skipjack & Bonito (sarda Spp), Prepared/preserved In Airtight Container	25.672	66.813	94.816	232.401
1604149000	Tunas, Skipjack, Bonito(sarda Spp),prep /preserved Not In Airtight Containers	3.757	14.846	16.400	28.379
1604151000	Mackerel, Prepared Or Preserved, In Airtight Containers	46.960	183.939	117.438	365.388
1604159000	Mackerel, Prepared Or Preserved, In Other Than Airtight Containers	0	422.737	0	339.902
1604161000	Anchovies, Prepared Or Preserved, In Airtight Containers	197	1.090	633	1.381
1604169000	Anchovies, Prepared Or Preserved, In Other Than Airtight Containers	0	298.653	0	319.706
1604193000	Otherfish, Whole Or In Pieces, But Not Minced, In Airtight Containers	1.778	10.881	2.099	11.116
1604199000	Other Fish,whole/in Pieces,not Minced, Prepared/preserved In Other	0	2.503	0	4.368
1604201900	Sharks Fins, Prepared And Ready For Use In Other Than Airtight Containers	1.277	4.267	42.842	201.086
1604202900	Fish Sausages In Other Than Airtight Containers	0	2.642	0	4.256
1604209100	Other Prepared Or Preserved Fish, In Airtight Containers	22.987	102.393	19.560	90.502
1604209900	Oth Prepared/preserved Fish, In Other Than Airtight Containers	39.722	195.678	113.461	472.170
1604301000	Caviar And Caviar Substitutes, Prepared/ Preserved, In Airtight Container	1.395	2.446	1.733	2.909
1605101000	Crabs In Airtight Containers Prepared Or Preserved	0	27.111	0	179.299
1605109000	Crabs In Other Than Airtight Containers Prepared Or Preserved	5.294	20.767	18.809	70.179
1605201100	Shrimps Paste In Airtight Containers Prepared Or Preserved	0	17.334	0	62.000
1605201900	Shrimps Paste In Other Than Airtight Containers Prepared Or Preserved	18	1.160	21	1.515
1605209100	Other Aquatic Invertebrata In Airtight Containers,prepared Or Preserved	258	345	203	299
1605209900	Oth Aquatic Invertebrata In Oth Contnrs , Prepared Or Preserved	2.918	45.931	11.468	216.684
1605300000	Lobster, Prepared Or Preserved	0	13	0	239
1605409000	Other Crustaceans In Other Containers , Prepared Or Preserved	2.367	13.341	1.238	6.493
1605901000	Abalone, Prepared Or Preserved	0	1.039	0	1.747
1605909000	Oth Crustaceans, Molluscs & Oth.aquatic Invertebrates, Prepared Or Preserved	21.240	118.096	21.258	132.610
1701110010	Cane Sugar,icumsa Minimal 1200	30.448.380	165.648.233	10.660.067	52.684.705
1701110090	Cane Sugar,icumsa Maximal 1200	0	25.000	0	9.200
1701991100	Refined Sugar, White	42.860.100	292.358.399	15.995.015	106.138.619
1701991900	Other Refined Sugar	833.375	1.508.795	376.158	653.497
1701999000	Other Cane Or Beet Sugar, & Chemically Pure Sucrose, In Sold Form	6.100.000	34.350.000	2.466.000	13.793.878
1702110000	Lactose And Lactose Syrup, Containing By Weight 99% Or More Lactose	278.944	1.364.941	771.727	3.289.668
1702190000	Lactose And Lactose Syrup, Containing By Weight Less Than 99% Lactose	469.556	3.038.713	732.875	5.035.091
1702200000	Maple Sugar And Maple Syrup	8.229	23.188	8.207	25.329
1702301000	Glucose, Containing Fructose < 20%	2.636.144	11.056.256	1.737.760	7.072.602
1702302000	Glucose Syrup, Containing Fructose < 20%	1.707.117	8.268.371	785.206	3.811.687
1702400000	Glucose And Glucose Syrup, Containing 20% <= Fructose < 50%	45	1.025.620	4.207	624.322
1702500000	Chemically Pure Fructose	18.001	197.162	21.422	245.111
1702601000	Fructose, Containing Fructose > 50%	300	5.651	7.484	27.882
1702602000	Fructose Syrup,containing Fructose >50%	32.073	35.130	108.000	116.711
1702901000	Maltose	923.201	2.461.963	528.035	1.431.068
1702902000	Artificial Honey, Whether Or Not Mixed With Natural Honey	388.919	860.185	389.121	864.794
1702903000	Flavoured Or Colored Sugars (exluding Maltose)	0	29	0	53
1702904000	Caramel	245.893	1.056.750	205.804	891.198
1702909000	Other Sugar, Incl. Invert Sugar & Sugar Syrup Blends Cont. 50% Of Fructose	525.720	1.678.046	539.854	2.368.725
1703109000	Cane Molasses Not Containing Added Flavouring Or Coloring Matter	0	21.245	0	7.537
1703901000	Oth Molasses Result From Extract/refine Of Sugar,cont Add Flavoure/color Matter	0	14	0	27
1703909000	Oth Molasses Result From Extract/refine Sugar,not Cont Add Flavoure/color Matter	0	31.605.038	0	5.366.426
1704100000	Chewing Gum,whether Or Not Sugar-coated	33.521	255.543	86.942	727.608
1704901000	Medicated Sweets	15.738	101.036	175.367	922.103
1704902000	White Chocolate	11.993	35.016	54.669	162.772
1704909000	Oth Sugar Confectionery, Not Cont.cocoa	1.222.556	3.778.847	1.676.743	5.536.576
1801000000	Cocoa Beans, Whole Or Broken,raw/roasted	3.736.912	16.483.174	10.481.948	40.421.567
1802000000	Cocoa Shells, Husks, Skins & Oth Cocoa Waste	0	50.003	0	5.847
1803100000	Cocoa Paste, Not Defatted	25.010	162.187	108.043	466.435
1803200000	Cocoa Paste, Wholly Or Partly Defatted	255.000	689.034	219.300	578.062
1804000000	Cocoa Butter, Fat And Oil	678	11.219	1.067	38.883
1805000000	Cocoa Powder, Not Containing Added Sugar Or Other Sweetening Matter	576.314	3.448.981	840.872	4.910.351
1806100000	Cocoa Powder,containing Added Sugar Or Other Sweetening Matter	1.358.066	6.670.602	2.794.787	13.378.219
1806201000	Chocolate Confectionary In Blocks, Slab Or Bars, Weighing > 2 Kg	3.743	23.576	24.414	109.297
1806209000	Oth Chocolate & Oth Food Preparations Cont. Cocoa, Weighing > 2 Kg	11.904	76.351	22.150	409.581
1806311000	Chocolate Confectionary In Blocks,slabs Bars, Filled, Weighing > 2 Kg	4.298	90.875	32.479	505.129
1806319000	Oth Chocolate & Oth Food Preparations Cont. Cocoa, Filled, Weighing > 2 Kg	149.278	508.149	731.809	2.482.308
1806321000	Chocolate Confectionary In Blocks,slabs Bars, Not Filled, Weighing > 2 Kg	723	59.414	5.653	61.819
1806329000	Oth Chocolate & Oth Food Preparations Cont. Cocoa, Not Filled, Weighing > 2 Kg	36.326	145.732	91.006	298.826
1806901000	Chocolate Confectionary In Tablets Or Pastilles	40.936	205.651	157.723	1.052.286
1806909000	Food Preparations Of Flour, Meal,starch Cont. 40% <= Cocoa <50%, For Retail	56.196	360.064	178.029	1.277.405



**I.3. IMPOR MENURUT KOMODITI / IMPORT BY HS COMMODITY**  
**\*\*\* MEI / MAY 2008 \*\*\***

H S	Uraian Komoditi Commodity description	Berat bersih / Net weight (Kg)		Nilai / Value C.I.F ( U S \$ )	
		Bulan ini	Kumulatif	Bulan ini	Kumulatif
		Current month	Cum. Jan. to date	Current month	Cum. Jan. to date
1901101000	Preparations Of Malt Extract For Infant Use, Put Up For Retail Sale	25.000	74.229	72.749	182.768
1901102000	Prep For Infant Use, Of Goos Of Heading 0401 To 0404 Of Malt For Infant Use	72.081	346.589	443.075	2.009.518
1901103000	Preparations Of Soya Bean Powder For Infant Use, Put Up For Retail Sale	425.832	1.529.805	1.209.013	5.149.226
1901109000	Food Preparations Of Without Containing Fat For Baby	109.830	828.940	228.838	1.661.590
1901201000	Mixes & Doughs Of Flour, Groats, Meal, Starch/malt Extract, Not Cont. Cocoa	28.001	110.974	63.133	265.901
1901202000	Mixes & Doughs Of Flour, Groats, Meal, Starch/malt Extract, Containing Cocoa	0	2.796	0	21.425
1901203000	Other Mixes And Doughs For Prep. Of Bakers Wares, Not Containing Cocoa	189.780	784.534	357.327	1.571.406
1901204000	Other Mixes And Doughs For Prep. Of Bakers Wares, Containing Cocoa	11.897	121.955	14.931	102.687
1901901000	Infant Food Prep For Lactase Deficiency, Medical Not Put Up For Retail Sale,	7.740	31.557	11.564	50.206
1901902000	Malt Extract Infant Food, Not Put Up For Retail Sale	102.429	373.148	131.534	435.437
1901903100	Filled Milk, Prep. Of Goods Of Heading 04.01 To 04.04	536.088	1.346.479	428.104	1.348.382
1901903900	Oth Medical Food Prep Of Goods Of Heading 0401 To 0404	109.643	915.035	287.701	2.730.577
1901904900	Other Soya Based Preparations, In Other Form	9.326	61.095	10.444	62.705
1901909010	Kerupuk Of Shrimps	50.839	60.722	81.344	88.919
1901909090	Oth Preparation Of Medical Food Cont. Cocoa	305.494	1.882.160	1.204.929	5.601.344
1902110000	Uncooked Pasta, Not Stuffed/otherwise Prepared, Containing Eggs	47.468	332.398	57.480	375.993
1902192000	Rice Vermicelli (bee Hoon)	21.242	149.465	26.340	142.344
1902199000	Oth Uncooked Pasta, Not Containing Eggs	764.269	1.786.002	660.677	1.570.503
1902201000	Stuffed Pasta, Whether Or Not Cooked Or Otherwise Prepared	13.709	56.315	45.997	182.313
1902209000	Oth Stuffed Pasta, Whether Or Not Cooked	0	60	0	443
1902301000	Instant Noodles	101.805	418.108	137.520	441.620
1902302000	Instant Rice Vermicelli	36.525	119.178	29.366	94.850
1902309000	Other Stuffed Pasta	95.991	445.917	215.695	889.130
1902400000	Couscous	0	540	0	1.705
1903000000	Pearl Tapioca, Flakes, Setting And Substitutes Of Tapioca	22.526	111.045	19.110	88.387
1904100000	Prepared Foods Obtained By The Swelling Or Roasting Of Cereals/cereal Products	291.386	1.248.434	780.784	3.217.300
1904200000	Prepared Foods Of Mixtures Of Roasted Or Unroasted Cereal Flakes Products	42.704	228.483	65.977	301.722
1904300000	Bulgur Wheat	0	32	0	1.014
1904901000	Rice Preparations, Including Pre-cooked Rice	4.959	689.757	10.563	715.020
1904909000	Oth Prepared Foods Obtained Of Cereals Or Cereal Products	100.946	383.195	197.967	664.573
1905100000	Crispbread	370.282	1.584.872	264.775	1.188.067
1905200000	Gingerbread And The Like	71	196	74	200
1905311000	Sweet Biscuits Not Containing Cocoa	102.491	363.725	223.407	742.237
1905312000	Sweet Biscuits Containing Cocoa	332.002	950.592	538.300	1.433.489
1905320000	Waffles And Wafers	375.218	2.220.266	795.936	3.954.784
1905400000	Rusks, Toasted Bread & Similar Toasted Products	24.586	159.769	35.331	282.751
1905901000	Unsweetened Teething Biscuits	0	812	0	875
1905902000	Other Unsweetened Biscuits	16.204	584.782	17.383	704.777
1905903000	Cakes	139.240	593.731	115.033	549.473
1905904000	Pastries	0	39.528	0	98.010
1905905000	Bakery Products Made Without Flour	0	6.664	0	3.098
1905907000	Communion Wafers, Sealing Wafers, Rice Paper And Similar Products	18.475	80.258	21.993	96.291
1905908000	Other Crisp Savoury Food Products	54.919	147.142	140.532	362.608
1905909000	Other Baker Wares	354.273	1.656.261	576.366	2.527.202
2001100000	Cucumbers And Gherkins,prepared Or Pre Served By Vinegar Or Acetic Acid	10.739	229.373	46.457	170.628
2001901000	Onions, Prepared/preserved By Vinegar Or Acetic Acid	25.500	51.000	10.582	20.461
2001909000	Oth Vegetables,fruit,nuts,edible Plant Prep/preserve By Vinegar/acetic Acid	10.651	58.828	18.543	57.108
2002101000	Tomatoes, Whole/in Pieces,not Prepared Or Preserved By Vinegar/acetic Acid	13.931	78.292	10.922	59.112
2002109000	Oth Tomatoes, Whole/in Pieces,not Prep. Or Preserved By Vinegar/acetic Acid	3.947	33.647	14.781	43.239
2002901000	Tomato Paste, Not Prepared Or Preserved By Vinegar Or Acetic Acid	706.950	4.719.157	505.986	3.537.437
2002909000	Other Tomatoes, Prepared Or Preserved Otherwise Than By Vinegar/acetic Acid	13.482	67.966	13.277	78.060
2003100000	Mushrooms Of The Genus Agaricus, Not Prepared/preserved By Vinegar/acetic Acid	42.172	509.241	26.769	383.796
2003900000	Oth Mushrooms, Not Prepared/preserved By Vinegar Or Acetic Acid	36.902	192.607	76.007	252.548
2004100000	Potatoes, Frozen, Not Preprd/preserved By Vinegar Or Acetic Acid	980.121	5.164.972	1.042.897	5.402.616
2004901000	Infant Food Of Vegetables, Frozen, Not Prepared/preserved By Vinegar/acetic Acid	0	628	0	1.019
2004909000	Oth Vegetables,frozen,prep/preserved By Vinegar/acetic Acid	5	7.634	118	10.408
2005100000	Homogenised Vegetables,not Frozen, Not Prepared/preserved By Vinegar/acetic Acid	0	962	0	1.082
2005201000	Potatoes Chips & Sticks,not Frozen, Not Prepared/preserved By Vinegar/acetic Acid	217.645	1.180.388	477.682	2.261.757
2005209000	Other Potatoes, Not Frozen, Not Prep. Or Preserved By Vinegar Or Acetic Acid	751	4.727	1.728	10.573
2005400000	Peas (pisum Sativum), Not Frozen, Not Prepared/preserved By Vinegar/acetic Acid	41.809	630.434	21.643	326.208
2005510000	Beans,shelled, Not Frozen, Not Prepared Or Preserved By Vinegar Or Acetic Acid	45.138	148.857	36.952	158.407
2005590000	Other Beans, Not Frozen, Not Prepared Or Preserved By Vinegar Or Acetic Acid	106.932	481.266	63.506	259.494
2005600000	Asparagus, Not Frozen, Not Prepared Or Preserved By Vinegar Or Acetic Acid	9.266	117.718	4.049	65.221
2005700000	Olives, Not Frozen, Not Prepared Or Preserved By Vinegar Or Acetic Acid	13.712	44.913	30.634	86.769
2005800000	Sweet Corn(zea Mays Var.saccharata),not Frozen,not Prepared By Vinegar/actc Acid	67.872	335.331	56.676	279.550
2005910000	Vegetables And Mixtures Of, Not Frozen,not Prepared By Vinegar/acid	5.146	116.206	3.044	279.521
2005990000	Oth Smoked Garlic, Not Frozen Vegetable & Mixtures Of Not Prep.by Vinegar/acid	56.037	273.568	44.052	225.833
2006000000	Vegetables,fruit,nuts,fruit-peel & Oth Parts Of Plants,preserved By Sugar	31.633	314.508	38.967	418.739
2007100000	Jams, Fruit Jellies, Marmalades, Fruit Or Nut, Homogenised Preparations	16.038	124.063	48.975	327.492
2007910000	Citrus Fruit	111.300	355.418	260.442	682.202
2007991000	Fruit Grains And Pastes Other Than Of Mango, Pineapples Or Strawberries	0	105.524	0	132.298
2007999000	Fruit Grains And Pastes Of Mango, Pineapples Or Strawberries	37.833	372.306	192.169	864.885
2008111000	Roasted Ground Nuts, Othwise Prepared/ Preserved	17.051	83.306	13.341	62.562
2008112000	Peanut Butter, Othwise Prepared Or Preserved	67.369	241.403	161.501	544.160
2008119000	Oth Ground Nuts, Othwise Prepared Or Preserved	31.934	75.597	71.849	138.207
2008191000	Cashew, Incl. Mixtures,othwise Prepared Or Preserved	0	64	0	511
2008199000	Other Nuts And Seeds, Othwise Prepared Or Preserved	11.612	95.785	54.861	289.390
2008200000	Pineapples, Othwise Prepared/preserved	2.256	1.513.367	3.049	1.504.378
2008309000	Oth Citrus Fruit, Not Added Sugar/ Sweetening In/not In Airtight Container	24.746	53.335	23.376	43.637
2008401000	Pears, Containing Added Sugar Or Sweetening Matter In Airtight Container	1.472	11.139	1.845	11.829
2008409000	Oth Pears, Not Containing Added Sugar Sweetening Matter, In/not Airtight Cont.	7.353	13.611	11.530	21.041

**I.3. IMPOR MENURUT KOMODITI / IMPORT BY HS COMMODITY**  
**\*\*\* MEI / MAY 2008 \*\*\***

H S	Uraian Komoditi Commodity description	Berat bersih / Net weight (Kg)		Nilai / Value C.I.F ( U S \$ )	
		Bulan ini	Kumulatif	Bulan ini	Kumulatif
		Current month	Cum. Jan. to date	Current month	Cum. Jan. to date
2008501000	Apricots,containing Added Sugar / Other Sweet,matter In/not Airtight Container	5.316	10.585	3.091	6.658
2008509000	Apricots, Not Containing Added Sugar/ Sweetening, In/not Airtight Containers	6.491	10.592	10.164	16.833
2008601000	Cherries,containing Added Sugar / Other Sweet,matter In/not Airtight Container	89.472	153.446	79.122	136.130
2008609000	Cherries, Not Containing Added Sugar/ Sweetening, In/not Airtight Containers	308	23.123	388	37.259
2008701000	Peaches,containing Added Sugar Or Other Sweet,matter In/not Airtight Container	2.684	57.718	3.142	38.856
2008709000	Peaches, Not Containing Added Sugar/ Sweetening, In/not Airtight Containers	10.653	40.947	12.698	48.142
2008809000	Strawberries,not Containing Added Sugar/ Sweetening, In/not Airtight Containers	31.898	126.818	59.904	194.002
2008910000	Palm Hearts, Oth Prepared Or Preserved, Whether Or Not Containing Added Sugar	0	110	0	116
2008922000	Mixtures Of Other Edible Parts Of Plant Added Sugar, In/not Airtight Container	55.346	150.782	21.608	73.737
2008929000	Mixtures Of Other Edible Parts Of Plant Not Added Sugar,in/not Airtight Contain.	68.741	339.265	38.444	224.133
2008991000	Lychees, Othwise Prepared Or Preserved	90.045	316.088	76.892	248.719
2008992000	Longans, Othwise Prepared Or Preserved	61.927	712.624	48.976	482.538
2008993000	Stems,roots And Oth.edible Parts Of Plants, Othwise Prepared Or Preserved	5.838	25.406	7.630	22.472
2008994000	Othwise Prepared Or Preserved, Added Sugar/sweet, In/not Airtight Container	6.368	38.565	3.788	48.576
2008999000	Othwise Prepared/preserved, Not Added Sugar/sweet, In/not Airtight Container	35.722	240.163	47.347	278.084
2009110000	Orange Juice, Frozen	100.087	328.851	216.790	677.570
2009120000	Orange Juice, Not Frozen, Of A Brix Value Not Exceeding 20	94.148	333.987	86.669	287.510
2009190000	Orange Juice, Not Frozen, Of A Brix Value Exceeding 20	217.718	590.515	160.881	516.674
2009290000	Other Grapefruit Juice Of A Brix Value Exceeding 20	23.024	94.013	92.624	452.530
2009310000	Juice Of Any Other Single Citrus Fruit, Of A Brix Value Not Exceeding 20	3.187	11.662	3.199	11.348
2009390000	Other Juice Of Any Other Single Citrus F Of A Brix Value Exceeding 20	35.776	85.027	72.067	147.465
2009410000	Pineapple Juice, Of A Brix Value Not Exceeding 20	3.518	15.561	3.517	12.916
2009490000	Other Pineapple Juice, Of A Brix Value Exceeding 20	40.430	152.004	48.846	165.513
2009500000	Tomato Juice	7.662	72.363	6.180	60.830
2009610000	Grape Juice (including Grape Must), Of A Brix Value Not Exceeding 20	31.425	118.696	25.346	97.406
2009690000	Other Grape Juice (including Grape Must) Of A Brix Value Exceeding 20	5.676	27.422	9.354	50.903
2009710000	Apple Juice, Of A Brix Value Not Exceeding 20	69.256	286.666	64.892	262.675
2009790000	Other Apple Juice Of A Brix Value Exceeding 20	65.227	348.855	187.057	747.707
2009801000	Blackcurrant Juice	224	3.282	4.978	27.941
2009809000	Other Juice Of Any Other Single Fruit Or Vegetables	89.801	285.360	153.709	358.483
2009900000	Mixtures Of Juices	223.884	762.864	516.879	1.159.997
2101110000	Instant Coffee	109.633	941.083	762.844	6.322.469
2101119000	Oth Extracts, Essences And Concentrates Of Coffee	33.766	385.872	82.829	1.119.006
2101120000	Preparations With A Basis Of Extracts, Essences Or Concentrates Of Coffee	104.150	1.093.892	113.582	15.206.977
2101201000	Tea Preparations Consisting Of A Mixture Tea, Milk Powder And Sugar	6.710	20.777	17.333	50.983
2101209000	Mate Preparations Consisting Of A Mixtur Mate , Milk Powder And Sugar	142.738	541.064	384.458	1.573.673
2101300000	Roasted Chicory&oth.roasted Coffee Subs Titutes,extract,essence&concent.thereof	0	871	0	7.012
2102101000	Bread Yeasts, Active	145.660	797.657	148.562	1.658.184
2102109000	Active Yeasts, Other Than For Bread	90.576	622.175	386.780	1.808.639
2102200000	Inactive Yeasts; Other Single-cell Micro Organisms, Dead	473.317	3.714.619	1.164.810	5.060.099
2102300000	Prepared Baking Powders	74.825	511.004	129.260	1.119.707
2103100000	Soya Sauce Sweet, Salt And Other	469.691	1.873.239	348.292	1.487.829
2103200000	Tomato Ketchup And Other Tomato Sauces	93.765	304.582	93.151	436.643
2103300000	Mustard Flour & Meal & Prepared Mustard	48.539	214.432	38.043	251.168
2103901000	Chilli Sauce	37.810	281.534	46.920	348.395
2103902000	Mixed Condiments And Mixed Seasonings, Including Belachan	67.987	407.245	193.879	1.003.470
2103903000	Fish Sauce	137.728	919.697	95.581	611.079
2103909000	Other Sauces And Preparations Therefor; Mustard Flour & Meal & Prepared Mustard	1.056.824	4.608.710	1.878.116	8.264.850
2104101000	Soups And Broths & Preparation Therefor Containing Meat	11.082	109.290	13.779	159.281
2104109000	Soups And Broths & Preparation Therefor, Not Containing Meat	91.407	254.138	188.793	507.741
2104201000	Homogenised Composite Food Preparations, Containing Meat	3.577	8.944	2.254	7.137
2104209000	Homogenised Composite Food Preparations, Not Containing Meat	1.810	9.679	8.254	24.840
2105000000	Ice Cream And Other Edible Ice, Whether Or Not Containing Cocoa	124.894	594.724	484.844	1.770.335
2106100000	Protein Concentrates And Textured Protein Substances	152.509	663.641	569.942	2.058.759
2106901000	Dried Bean Curd And Bean Curd Sticks	1.334	104.534	7.789	178.915
2106902000	Flavoured Or Colored Syrups	45.762	227.794	145.698	617.634
2106903000	Non-dairy Creamer	3.834.280	21.586.098	7.230.976	35.704.160
2106904000	Autolysed Yeast Preparations	22.274	148.919	461.342	1.492.501
2106905100	Non-alcoholic Prep Used As Raw Material To Make Composite Concentrates	25	2.321	875	5.210
2106905200	Non-alcoholic Comp Concentrates For Simp Dilution With Water To Make Beverages	564.266	1.733.610	4.790.465	11.477.365
2106905300	Ginseng Based Products, Non-alcoholic Preparations Use For Making Beverages	5.340	14.549	13.531	36.288
2106905900	Other Non-alcoholic Preparations Use For Making Beverages	79.233	354.602	204.321	827.303
2106906900	Other Alcoholic Preparations	0	38	0	425
2106907000	Preparations Vitamins Or Minerals, Medic Food And Oth.food Suplements	138.089	699.915	2.645.674	16.369.582
2106908000	Mixtures Of Chemicals Foodstuffs Or Subt With Nutritive Value, Used For Food Proc	297.883	1.653.137	2.096.764	12.737.181
2106909100	Fortificant Premixes	14.046	42.605	291.643	821.424
2106909200	Ginseng Based Preparations	2.754	22.151	80.199	594.405
2106909400	Other Preparations For Infant Use	0	14.834	0	454.303
2106909500	Seri Kaya	650	3.541	6.982	75.902
2106909900	Other Food Preparations Not Elsewhere Specified Or Included	2.342.734	10.044.539	7.904.132	39.303.140
2201100000	Mineral Waters And Aerated Waters	302.872	1.922.793	144.754	1.267.760
2201909000	Other Mineral Waters Or Artificial	0	471	0	6.456
2202101000	Sparkling Mineral Waters And Aerated Waters, Flavoured	2.933.376	9.452.342	1.281.740	4.507.357
2202109000	Other Mineral Water, Containing Added Sugar/sweetening Or Flavoured	1.293.046	7.572.009	879.350	4.831.593
2202901000	Flavoured Uht Milk Drink	375.608	1.029.970	513.916	1.165.394
2202902000	Soya Milk Drink	98.796	693.576	62.177	448.204
2202903000	Non-aerated Beverage Ready For Immediate Consumption Without Dilution	388.496	2.779.157	377.774	2.415.221
2202909000	Oth Non-alcoholic Beverages, Excluding Fruit Or Vegetable Juices	4.316.448	17.858.788	3.001.895	11.949.533
2203009000	Other Beer Made From Malt,inclusing Ale	8.340	20.405	19.126	39.595
2204211100	Wine, In Containers <= 2 L, Alcoholic Strength By Volume <= 15%	796	93.616	6.818	160.883
2204212100	Grape Must,in Container <=2 L,alcoholic Strength By Volume <= 15%	606	14.386	1.580	37.442

**I.3. IMPOR MENURUT KOMODITI / IMPORT BY HS COMMODITY**  
**\*\*\* MEI / MAY 2008 \*\*\***

H S	Uraian Komoditi Commodity description	Berat bersih / Net weight (Kg)		Nilai / Value C.I.F ( U S \$ )	
		Bulan ini	Kumulatif	Bulan ini	Kumulatif
		Current month	Cum. Jan. to date	Current month	Cum. Jan. to date
2206009000	Other Fermented Beverages,including Mead	50	50	101	101
2207100000	Undenatured Ethylalcohol Of Alcoholic Strength By Volume Of >= 80%	2.365	19.198	17.191	144.455
2207201100	Ethyl Alcohol Of An Alcoholic Strength By Volume Of > 99%	0	7.576	0	10.008
2207201900	Oth Denatured Ethyl Alcohol, Including Methylate Spirits	2.032	4.061	8.500	14.428
2207209000	Other Ethyl Alcohol And Other Spirits	245	7.481	1.274	10.766
2208201000	Brandy Of An Alcoholic Strength By Volume Not Exceeding 46% Vol	0	43	0	247
2208202000	Brandy Of An Alcoholic Strength By Volume Exceeding 46% Vol	2.932	5.917	34.489	70.815
2208301000	Whiskies Of An Alcoholic Strength By Volume Not Exceeding 46% Vol	950	32.274	8.640	221.740
2208302000	Whiskies Of An Alcoholic Strength By Volume Exceeding 46% Vol	13.799	23.122	162.474	275.958
2208501000	Gin&geneva Of An Alcoholic Strength By Volume Not Exceeding 46% Vol	0	18.256	0	101.570
2208502000	Gin&geneva Of An Alcoholic Strength By Volume Exceeding 46% Vol	158	362	1.849	4.321
2208601000	Vodka Of An Alcoholic Strength By Volume Not Exceeding 46% Vol	520	1.080	2.563	5.126
2208602000	Vodka Of An Alcoholic Strength By Volume Exceeding 46% Vol	2.662	4.629	31.376	55.321
2209000000	Vinegar And Substitutes For Vinegar Obtained From Acetic Acid	93.012	628.897	83.709	711.478
2301100000	Flours, Meals & Pellets, Of Meat / Meat Offal; Unfit For Human Cnsmtion; Greaves	5.414.415	30.407.398	3.434.851	18.734.767
2301200000	Flours,meals&pellets,of Fish/crustacean, Molluscs/other Aquatic Invertebrates	5.971.247	25.972.369	5.315.482	21.325.895
2302100000	Bran, Sharps And Other Residues Of Maize (corn)	21.133	39.644	15.934	28.729
2302300000	Bran, Sharps And Other Residues Of Wheat	434.750	1.701.600	212.824	687.443
2302409000	Bran, Sharps And Other Residues Of Oth Cereals	21.057	21.600	6.223	7.489
2302500000	Bran, Sharps And Other Residues Of Leguminous Plants	52.500	210.000	32.813	131.252
2303101000	Residues Of Starch Manufacture Of Manioc (cassava) Or Sago	0	9.099	0	2.911
2303109000	Other Residues Of Starch And Similar Residues	21.812.665	80.998.386	14.180.444	47.971.539
2303200000	Beet Pulp, Bagasse And Other Waste Of Sugar Manufacture	6.969	58.169	60.381	88.643
2303300000	Brewing Or Distilling Dregs And Waste	7.517.894	23.268.500	2.311.912	6.479.882
2304000000	Oil-cake&other Solid Residues,in Pellet Form, From The Extract Of Soyabean Oil	170.174.298	962.849.922	78.559.958	423.139.220
2305000000	Oil-cake&other Solid Residues,in Pellet Form, From The Extract Of Ground-nut Oil	337.720	2.069.275	129.347	706.622
2306410000	Oil-cake And Other Solid Residues Of Low Erucic Acid Rape Or Colza Seeds	6.733.824	58.215.237	1.866.103	15.043.346
2306490000	Other Oil-cake And Other Solid Residues Of Rape Or Colza Seeds	2.427	1.816.304	1.210	575.134
2306500000	Oil-cake And Other Solid Residues Of Coconut/copra Manual/mechanic Proces	0	25.000	0	3.274
2306600000	Oil-cake And Other Solid Residues Of Palm Nuts Or Kernels	0	294.420	0	93.450
2306902000	Oil-cake And Other Solid Residues Of Maize (corn) Germ	3.820.138	10.062.587	1.953.704	4.966.719
2306909000	Other Oil-cake And Other Solid Residues	1.593.962	17.322.029	365.969	2.968.654
2307000000	Wine Lees; Argol	46	242	2.315	11.873
2308000000	Vegetable Materials And Waste, Residues Of A Kind Used In Animal Feeding	16.711	615.223	9.362	205.358
2309101000	Dog Or Cat Food, Put Up For Retail Sale, Containing Meat	615.106	2.840.688	560.112	2.356.052
2309109000	Dog Or Cat Food, Put Up For Retail Sale, Not Containing Meat	472.805	2.986.319	587.569	3.369.330
2309901100	Complete Feed For Poultry	254.208	1.090.185	132.104	565.529
2309901200	Complete Feed For Swine	6.008.296	13.628.545	1.547.041	3.486.185
2309901300	Complete Feed For Prawn Feed	566.288	1.102.618	425.192	881.600
2309901900	Other Complete Feed	64.736	316.015	82.500	626.915
2309902000	Premixes, Feed Supplements And Feed Additives For Animal	2.328.175	13.564.503	7.788.760	41.601.423
2309903000	Other Preparations Of A Kind Used In Animal Feeding, Containing Meat	19.536.561	119.165.911	11.783.440	68.729.565
2309909000	Other Preparations Of A Kind Used In Animal Feeding, Not Containing Meat	9.288.294	73.898.561	6.019.629	43.428.076
2401101000	Virginia Tobacco, Not Stemmed/stripped, Flue-cured	810.277	2.615.930	3.147.107	8.946.342
2401102000	Virginia Tobacco, Not Stemmed/stripped, Not Flue-cured	0	1.080	0	31.784
2401103000	Other Tobacco, Not Stemmed/stripped, Flue-cured	199.066	1.057.982	1.423.458	5.421.728
2401109000	Other Tobacco, Not Stemmed/stripped, Not Flue-cured	162.239	620.120	2.545.153	7.242.459
2401201000	Virginia Tobacco, Partly/wholly Stemmed/ Stripped, Flue-cured	18.225.863	24.972.551	54.514.443	84.704.282
2401202000	Virginia Tobacco, Partly/wholly Stemmed/ Stripped, Not Flue-cured	0	178.200	0	655.776
2401203000	Oriental Tobacco, Partly/wholly Stemmed/ Stripped	581.862	8.060.324	2.157.773	37.830.848
2401205000	Other Tobacco, Partly/wholly Stemmed/ Stripped, Flue-cured	118.800	128.400	424.710	493.124
2401209000	Other Tobacco, Partly/wholly Stemmed/ Stripped, Not Flue-cured	1.290.298	1.860.758	3.878.448	8.756.251
2401301000	Tobacco Stems	601.320	920.595	356.869	597.044
2401309000	Other Tobacco Refuse	8.155	397.711	285.681	608.062
2402100000	Cigars, Cheroots And Cigarillos, Containing Tobacco	4.527	25.878	67.106	248.963
2402209010	Cigarettes Tobacco	0	4.763	0	80.577
2402209090	Other Cigarettes Containing Tobacco	70.255	104.544	568.951	809.683
2402902000	Cigarettes Of Tobacco Substitutes	4.980	11.687	30.549	276.956
2403102100	Blended Tobacco, For Cigarette Making	575.670	3.170.340	3.778.011	22.283.409
2403102900	Oth Manufactures Tobacco For Cigarette Making	0	16.367	0	102.602
2403109000	Other Smoking Tobacco, Whether Or Not Containing Tobacco Substitutes	0	455.827	0	1.658.606
2403910000	Homogenised Or Reconstituted Tobacco	9.815	21.514	72.286	198.435
2403991000	Tobacco Extracts And Essences	0	2.299	0	42.052
2403993000	Manufactured Tobacco Substitutes	21	21	21	21
2403994000	Snuff	0	1	0	210
2403999000	Oth Manufactures Tobacco & Manufactured Tobacco Substitutes	57	6.303	772	72.508
2501001000	Table Salt	176	12.602	466	3.491
2501004100	Oth Salt Cont. At Least 94.7% Sodium Chl A Dry Basis ,in Package Netto < 45 Kg	127.139	485.214	45.292	172.771
2501004900	Oth Salt Cont. At Least 94.7% Sodium Chl A Dry Basis ,in Package Netto < 45 Kg	273.126.364	796.125.281	11.800.695	32.555.968
2501005000	Sea Water	0	25	0	432
2501009000	Other Salt	226	17.529.659	4.958	1.188.688
2502000000	Unroasted Iron Pyrites	300.861	906.903	23.776	63.670
2503000000	Sulphur Of All Kinds, Oth Than Sublimed, Precipitated And Colloidal Sulphur	19.963.242	97.615.776	13.058.682	46.763.033
2504100000	Natural Graphite, In Powder Or In Flakes	126.030	701.091	125.697	620.945
2504900000	Natural Graphite, In Other Form	4.618	776.793	11.104	147.602
2505100000	Silica Sands And Quartz Sands	4.920.422	20.344.551	413.433	1.722.120
2505900000	Other Natural Sands,whether/not Colored Other Than Metal-bearing Sands	568.606	2.013.063	107.347	593.347
2506100000	Quartz	791.354	3.144.661	65.238	321.571
2506200000	Quartzite	59.232	208.441	45.050	143.325
2507000000	Kaolin And Other Kaolinic Clays,whether Or Not Calcined	15.100.427	72.684.355	3.429.308	16.178.792
2508100000	Bentonite	14.015.132	75.491.488	1.773.356	7.439.282

I.3. IMPOR MENURUT KOMODITI / IMPORT BY HS COMMODITY  
 \*\*\* MEI / MAY 2008 \*\*\*

H S	Uraian Komoditi Commodity description	Berat bersih / Net weight (Kg)		Nilai / Value C.I.F ( U S \$ )	
		Bulan ini	Kumulatif	Bulan ini	Kumulatif
		Current month	Cum. Jan. to date	Current month	Cum. Jan. to date
2508300000	Fire-clay	149.337	1.100.609	63.954	446.860
2508400000	Other Clays	4.252.157	21.483.172	848.523	3.538.780
2508500000	Andalusite, Kyanite And Sillimanite	132.870	435.555	56.644	163.077
2508600000	Mullite	456.004	611.159	155.920	274.314
2508700000	Chamotte Or Dinas Earths	690.000	1.516.695	151.121	403.668
2509000000	Chalk	30.217	169.422	4.527	35.244
2510109000	Other Natural Calcium Phosphates,natura Aluminium Calcium Phosphates, Unground	29.529	279.683.258	21.548	33.471.723
2510201000	Apatite, Ground	0	31.125.000	0	4.440.675
2510209000	Other Natural Calcium Phosphates,natura Aluminium Calcium Phosphates, Ground	0	32.254	0	46.500
2511100000	Natural Barium Sulphate (barytes)	4.002.670	41.789.734	677.191	4.244.719
2511200000	Natural Barium Carbonate (witherite)	26.000	26.000	7.280	7.280
2512000000	Siliceous Fossil Meals And Similar Siliceous Earths	377.075	2.061.431	227.647	1.083.424
2513100000	Pumice Stone	18.480	105.644	17.680	284.904
2513200000	Emery, Natural Corundum, Natural Garnet And Other Natural Abrasives	1.559.472	10.553.393	487.813	3.578.454
2514000000	Slate, Whether Or Not Roughly Trimmed Or Merely Cut	0	29.456	0	14.059
2515110000	Marble And Travertine, Crude Or Roughly Trimmed	49.552	72.879	11.504	17.939
2515121000	Marble And Travertine, Merely Cut Into Blocks	856.210	5.572.151	293.788	1.684.410
2515122000	Marble And Travertine, Merely Cut Into Slabs	2.657.345	10.256.090	1.152.768	3.482.683
2515200000	Ecaussine & Other Calcareous Monumental Or Building Stone; Alabaster	600	600	2.277	2.277
2516110000	Granite, Crude Or Roughly Trimmed	319.930	3.341.604	34.993	59.319
2516121000	Granite, Merely Cut Into Blocks	9.916.843	54.281.878	308.917	1.363.881
2516122000	Granite, Merely Cut Into Slabs	3.291.510	12.055.320	1.201.870	3.859.285
2516200000	Sandstone	21.502	12.189.992	10.024	151.440
2516900000	Other Monumental Or Building Stone	41.488	155.490	10.816	41.177
2517100000	Pebbles, Gravel, Broken/crushed Stone Whether Or Not Heat Treated	441.830	105.434.867	122.860	1.264.792
2517410000	Granules, Chippings And Powder Of Marble Whether Or Not Heat Trated	0	10.052.399	0	233.305
2517490000	Granules, Chippings & Powder Of Stones O Whethet Or Not Heat Treated	422.982	4.613.397	184.721	1.086.949
2518100000	Dolomite, Not Calcined Or Sintered	11.047	11.744	10.908	13.280
2518200000	Dolomite, Calcined Or Sintered	539.357	2.735.065	142.276	545.587
2518300000	Dolomite, Ramming Mix	0	2	0	19
2519100000	Natural Magnesium Carbonate (magnesite)	1.891.020	3.619.731	709.352	1.192.110
2519900000	Fused Magnesia; Dead-burned Magnesia	4.439.195	18.344.404	1.206.186	5.213.902
2520100000	Gypsum, Anhydrite	79.816.301	621.344.170	2.454.237	16.711.892
2520201000	Plasters, For Use In Dentistry	86.000	129.000	18.984	28.476
2520209000	Other Plasters	10.325.944	27.981.103	714.790	2.911.908
2521000000	Limestone Flux; Limestone And Other Calcareous Stone	3.443.620	19.316.518	248.024	992.990
2522100000	Quicklime	200.000	17.303.106	15.681	1.575.369
2522200000	Slaked Lime	261.562	1.916.103	46.463	306.720
2522300000	Hydraulic Lime	0	603	0	3.322
2523101000	Cement Clinkers, For White Cement	58.787	1.106.514	56.256	399.528
2523109000	Other Cement Clinkers	308.705	11.923.245	131.919	588.143
2523210000	Portland Cement, White Cement, Whether Or Not Artificially Colored	25.087	306.814	14.135	31.463
2523291000	Portland Cement, Colored Cement	75.647.214	364.136.214	3.072.298	14.799.166
2523299000	Other Portland Cements	54.071	192.333.733	58.592	7.911.893
2523300000	Aluminous Cement	404.577	2.613.667	285.766	1.731.334
2523900000	Other Hydraulic Cements	509.114	1.080.741	121.224	547.888
2524100000	Crocidolite	0	20.000	0	5.700
2524900010	Chrysotile	9.144.525	41.765.925	3.750.772	16.519.737
2524900090	Other Asbestos, Crocidolite & Chrysotile	71	176.743	61	50.922
2525100000	Crude Mica And Mica Rifted Into Sheets Or Splittings	48.000	176.773	22.320	95.759
2525200000	Mica Powder	261.878	999.404	297.002	1.465.748
2526100000	Natural Steatite, Not Crushed, Not Powdered	135.554	1.169.452	45.677	221.761
2526201000	Talc Powder, Crushed Or Powdered	13.284.830	52.376.966	1.540.906	6.489.097
2526209000	Oth Natural Steative, Crushed/powdered	2.318.864	8.791.535	339.436	1.310.950
2528100000	Natural Sodium Borates And Concentrates Thereof (whether Or Not Calcined)	7.045	7.730	9.590	55.326
2528900000	Natural Boric Acid Containing Not More Than 85% Of H3b3 On The Dry Weight	298.014	1.038.396	142.881	464.500
2529100000	Felspar	11.876.661	110.875.441	1.052.158	9.385.667
2529210000	Fluorspar, Containing By Weight 97% Or Less Of Calcium Fluoride	60.000	492.558	7.200	117.749
2529220000	Fluorspar, Containing By Weight More Than 97% Of Calcium Fluoride	234.541	810.541	90.144	377.960
2529300000	Leucite; Nepheline & Nepheline Syenite	174.000	2.631.962	53.424	537.118
2530100000	Vermiculite, Perlite And Chlorites, Unexpanded	321.010	1.806.553	136.152	634.197
2530201000	Kieserite	6.312.140	61.006.360	1.029.460	8.879.042
2530900000	Other Mineral Substances Not Elsewhere Specified Or Included	2.918.145	12.422.360	837.811	4.070.690
2601110000	Iron Ores And Concentrates, Other Than Roasted Iron Pyrites :non Agglomerated	42.480.740	980.263.014	10.583.105	142.884.174
2601120000	Iron Ores And Concentrates, Other Than Roasted Iron Pyrites :agglomerated	14.869	138.166.880	15.395	16.808.274
2601200000	Roasted Iron Pyrites	3.659	167.265	8.111	29.822
2602000000	Manganese Ores & Concentrates,including Ferruginous Manganese, M.content >=	325.470	1.369.324	150.536	578.521
2603000000	Copper Ores And Concentrates	145	16.428	140	16.816
2604000000	Nickel Ores And Concentrates	418	23.667	4.195	33.517
2605000000	Cobalt Ores And Concentrates	0	26.090	0	619.944
2606000000	Aluminium Ores And Concentrates	125.748	630.624	56.897	251.078
2607000000	Lead Ores And Concentrates	305.143	1.826.077	247.712	830.949
2608000000	Zinc Ores And Concentrates	0	264.134	0	673.852
2609000000	Tin Ores And Concentrates	1.160	225.478	13.429	289.100
2610000000	Chromium Ores And Concentrates	50.000	1.136.657	28.500	478.156
2611000000	Tungsten Ores And Concentrates	0	347	0	1.440
2612100000	Uranium Ores And Concentrates	0	31.288	0	25.704
2613900000	Molybdenum Ores And Concentrates, Other Than Roasted	1.372	3.976	53.440	167.316
2614001000	Titanium Ores And Concentrates, Ilmenite Ores And Concentrates	0	25.000	0	12.499
2614009000	Titanium Ores And Concentrates, Other Than Ilmenite Ores & Concentrates	129.000	1.524.898	90.106	1.085.199
2615100000	Zirconium Ores And Concentrates	1.694.569	7.500.936	1.823.431	8.066.831

**I.3. IMPOR MENURUT KOMODITI / IMPORT BY HS COMMODITY**  
**\*\*\* MEI / MAY 2008 \*\*\***

H S	Uraian Komoditi Commodity description	Berat bersih / Net weight (Kg)		Nilai / Value C.I.F ( U S \$ )	
		Bulan ini	Kumulatif	Bulan ini	Kumulatif
		Current month	Cum. Jan. to date	Current month	Cum. Jan. to date
2615900000	Other Niobium, Tantalum Ores And Concentrates Vanadium Or Zirconium Ores	45.682	382.894	40.613	829.753
2616100000	Silver Ores And Concentrates	135	350	16.146	36.733
2616900000	Precious Metal Ores Other Than Silver Ores	0	30	0	210
2617100000	Antimony Ores And Concentrates	3.314	20.998	19.237	93.974
2617900000	Other Ores And Concentrates.	25.000	449.377	5.875	169.434
2618000000	Granulated Slag (slag Sand)from The Manufacture Of Iron Or Steel	0	24.768	0	50.565
2619000000	Slag,dross (not Granula Slag),& Oth Waste From The Manufac. Of Iron Or Steel	1.065.900	4.891.160	103.351	474.337
2620190000	Ash & Residues Containing Mainly Zinc, Other Than Hard Zinc Spelter	3.102	32.868	1.412	45.548
2620290000	Ash & Residues Containing Mainly Lead, Other Than Leaded Gasoline Sludges	27	146	460	2.381
2620990000	Oth Metals Or Their Compounds Ash & Resi Dues Containing Mainly Tin	210	1.134	1.596	11.710
2621900000	Seaweed Ash (kelp)	20.000	938.050	18.400	712.450
2701110000	Anthracite	684.468	49.764.647	196.245	7.722.956
2701129000	Bituminous Coal: Other Than Coking Coal	473.031	726.031	130.464	171.473
2701190000	Other Coal	4.124	446.569	8.464	185.560
2701200000	Briquettes,ovoids & Similar Solid Fuels Manufactured From Coal	1	979	897	2.437
2702100000	Lignite, Whether Or Not Pulverised, But Not Agglomerated	0	1	0	21
2702200000	Agglomerated Lignite	7.495	82.760	16.290	132.323
2703001000	Peat, Whether Or Not Compressed Into Bales, But Not Agglomerated	23.550	65.171	9.053	21.867
2703002000	Agglomerated Peat	89.000	232.435	17.919	45.597
2704001000	Coke & Semi-coke Of Coal	5.452.476	23.773.451	2.063.053	8.727.409
2704003000	Retort Carbon	420.000	1.682.360	91.700	338.473
2705000000	Coal Gas, Water Gas, Producer Gas And Similar Gases Other Than Petroleum Gas	69.180	69.780	667.126	696.706
2706000000	Tar Distilled From Coal,from Lignite Or From Peat & Other Mineral Tars	112.084	444.134	105.933	343.637
2707100000	Benzol (benzene)	159	34.189	1.337	46.401
2707200000	Toluol (toluene)	0	131.991	0	152.629
2707300000	Xylol (xylenes)	322	623	1.372	2.650
2707400000	Naphthalene	29.213	148.577	42.721	301.240
2707500000	Oth. Aromatic Hydrocarbon Mix.of >= 65% By Volume,distils At 250.c, Astm D 86 M	685.982	8.285.662	809.471	8.725.043
2707910000	Creosote Oils	1.000	50.370	1.140	80.071
2707992000	Carbon Black Feedstock	35.260	102.270	56.098	402.168
2707999000	Other Products Of The Distilled Of High Temperature Coal Tar	1.547.256	3.787.523	1.663.335	3.753.765
2708100000	Pitch	868	5.167.902	2.614	2.617.689
2708200000	Pitch Coke	40.000	4.598.440	24.800	1.483.738
2709001000	Crude Petroleum Oil	992.851.977	5.472.400.752	966.426.139	4.538.912.962
2709002000	Condensate	26.403	72.246	20.907	51.732
2709009000	Other Petroleum Oil, Crude	224.070	10.249.814	177.015	8.837.545
2710111100	Motor Spirit, Premium Leaded	0	250.509	0	302.398
2710111200	Motor Spirit, Premium Unleaded	556.330.545	2.288.260.941	637.916.251	2.267.070.845
2710111300	Motor Spirit, Regular Leaded	12.631.095	12.695.293	13.835.755	13.909.178
2710111400	Motor Spirit, Regular Unleaded	0	45.169.440	0	40.523.287
2710111500	Other Motor Spirit, Leaded	112.578	112.759	134.592	136.754
2710111600	Other Motor Spirit, Unleaded	24.728.233	176.204.832	24.691.183	157.512.675
2710113000	Tetrapropylene	2.552.105	2.769.634	3.193.953	3.466.897
2710114000	White Spirit	106.296	426.980	145.788	566.131
2710115000	Low Aromatic Solvents Containing By Weight <= 1 % Aromatic Content	453.254	3.772.885	674.830	4.962.883
2710116000	Other Solvent Spirits	5.176	169.287	5.708	240.350
2710117000	Naphtha, Reformate Or Preparations For Preparing Spirits	202.694.146	614.073.307	185.430.465	543.719.548
2710119000	Other Petroleum Oil, Light Oil & Other Than Crude	12.823.384	24.188.647	14.384.236	26.071.157
2710191300	Aviation Turbine Fuel (jet Fuel) Having A Flash Point Of Not Less Than 23-c	13.376	54.336	34.174	95.471
2710191400	Aviation Turbine Fuel (jet Fuel) Having A Flash Point Of Less Than 23-c	34.502.501	298.587.990	40.781.076	281.134.358
2710191600	Kerosene	16.880.196	249.669.248	19.583.507	242.537.290
2710191900	Other Medium Oils And Preparations	9.468.214	40.604.372	12.839.148	49.870.222
2710192000	Topped Crudes	42.640	153.937	65.814	258.157
2710193000	Carbon Black Feedstock Oil	47.276.902	131.150.538	21.196.716	57.408.321
2710194100	Lubricating Oil Basestock	6.353.341	41.630.398	6.691.833	41.030.752
2710194200	Lubricating Oils For Aircraft Engines	2.149	22.083	9.629	76.524
2710194300	Other Lubricating Oils	10.839.360	50.053.006	22.548.606	89.311.267
2710194400	Lubricating Greases	1.367.649	5.910.534	3.014.063	12.006.665
2710195000	Hydraulic Brake Fluid	6.933	75.158	19.971	120.175
2710196000	Transformer And Circuit Breakers Oils	521.986	3.843.643	655.209	4.716.790
2710197100	High Speed Diesel Fuel	1.111.825.658	4.399.566.785	1.205.301.452	4.169.068.295
2710197200	Other Diesel Fuel	10.691.132	39.502.132	12.318.489	37.039.701
2710197900	Other Fuel Oils	140.594.811	802.410.379	86.362.042	447.690.941
2710199000	Oth Petroleum Oils & Oils Obtained From Bituminous Minerals (other Than Crude)	603.450	3.929.506	1.021.769	6.011.009
2710910000	Waste Oil, Containing Polychlorinated Biphenyls (pcbs),pcts Or Pbbs	0	530	0	770
2710990000	Other Waste Oils	9.921	108.797	38.670	356.725
2711110000	Liquid Natural Gas	0	624	0	17.585
2711120000	Liquid Propane	12.675	70.261	35.848	202.904
2711130000	Liquid Butanes	20.371.851	20.405.269	20.474.055	20.528.909
2711141000	Liquid Ethylene	0	6.615	0	30.051
2711149000	Liquid Propylene, Butylene & Butadiene	0	6	0	316
2711190000	Other Liquid Petroleum Gas	900	8.808.584	1.440	8.461.096
2711210000	Natural Gas In Gaseous State	0	5	0	267
2711290000	Other Petroleum Gas In Gaseous State	1.611	7.913	9.293	70.246
2712100000	Petroleum Jelly	456.015	1.749.986	771.210	2.905.732
2712200000	Paraffin Wax Containing By Weight Less Than 0.75% Of Oil	76.439	397.681	142.002	593.481
2712901000	Other Paraffin Wax	1.825.158	9.152.369	2.166.889	10.506.667
2712909000	Microcrystalline Petroleum Wax, Slack Wax, Ozokerite, Lignite Wax, Peat Wax	522.736	2.354.316	874.180	3.710.470
2713110000	Petroleum Coke, Not Calcined	4.618.975	6.081.775	738.246	1.025.384
2713120000	Petroleum Coke, Calcined	157.159	23.084.047	131.661	11.082.581
2713200000	Petroleum Bitumen	23.737.731	129.582.084	10.303.497	54.359.965

**I.3. IMPOR MENURUT KOMODITI / IMPORT BY HS COMMODITY**  
**\*\*\* MEI / MAY 2008 \*\*\***

H S	Uraian Komoditi Commodity description	Berat bersih / Net weight (Kg)		Nilai / Value C.I.F ( U S \$ )	
		Bulan ini	Kumulatif	Bulan ini	Kumulatif
		Current month	Cum. Jan. to date	Current month	Cum. Jan. to date
2713900000	Other Residues Of Petroleum Oils Or Of Oils Obtained From Bituminous Minerals	96.000	3.907.555	69.120	2.439.971
2714100000	Bitumen And Asphalt, Natural Bituminous Or Oil Shale And Tar Sands	0	867	0	432
2714900000	Bitumen And Asphalt, Natural Asphalites And Asphaltic Rocks	6.476.402	34.742.111	2.424.058	14.313.471
2715000000	Bituminous Mix. Based On Natur. Asphalt On Natur. Bitumen, On Petroleum Bitumen	54.951	838.129	85.213	567.707
2801100000	Chlorine	24.198	402.050	11.154	190.189
2801200000	Iodine	242	4.033	4.285	33.857
2801300000	Fluorine; Bromine	59	57.218	816	364.931
2802000000	Sulphur, Sublimed Or Precipitated, Colloidal Sulphur	1.172.703	23.682.533	808.537	6.384.337
2803001000	Rubber Grade Carbon Black	6.115.508	28.848.751	6.725.577	29.488.358
2803002000	Acetylene Black	348.835	2.185.830	849.683	4.557.705
2803003000	Other Carbon Blacks	1.696.919	6.692.780	2.029.622	7.568.627
2803009000	Other Carbon	302.426	6.593.926	786.592	5.784.048
2804100000	Hydrogen	82.753	378.387	45.730	217.911
2804210000	Argon	793.241	2.857.374	403.003	1.392.821
2804290000	Other Rare Gases	112.900	408.267	364.212	1.307.735
2804300000	Nitrogen	1.448.785	6.192.944	319.767	1.475.262
2804400000	Oxygen	2.193.661	10.860.286	371.648	2.086.688
2804500000	Boron; Tellurium	3	505	51	625
2804610000	Silicon, Containing By Weight >= 99.99%	8.599	15.101	23.033	43.999
2804690000	Silicon, Containing By Weight < 99.99%	670.246	2.673.703	1.568.751	5.840.960
2804700000	Phosphorus	12.956	81.350	73.603	514.296
2804800000	Arsenic	44.000	188.245	49.194	188.424
2804900000	Selenium	1.203	5.240	128.180	479.573
2805110000	Sodium	318.873	335.150	312.064	343.817
2805120000	Calcium	39.688	192.160	21.568	105.663
2805190000	Other Alkali Or Alkaline-earth Metals	249.344	1.993.495	237.539	1.310.229
2805300000	Rare-earth Metals, Scandium & Yttrium Whether Or Not Intermixed Or Interally	0	2.891	0	98.536
2805400000	Mercury	477	4.432	9.075	127.902
2806100000	Hydrogen Chloride (hydrochloric Acid)	10.364	223.747	15.452	248.053
2806200000	Chlorosulphuric Acid	0	1	0	32
2807000000	Sulphuric Acid; Oleum.	19.751.376	33.017.764	3.169.753	4.112.386
2808000000	Nitric Acid; Sulphonic Acids	559.491	4.386.535	326.945	1.779.917
2809100000	Diphosphorus Pentaoxide	11	14.190	199	28.649
2809203000	Phosphoric Acids, Hypophoric Acids And Hypophosphoric Acids	406.572	2.567.906	399.323	2.114.151
2809209000	Oth Phosphoric Acids, Hypophoric Acids And Hypophosphoric Acids	9.680.763	52.903.184	14.956.657	48.630.867
2810000000	Oxide Of Boron; Boric Acids	291.885	2.206.930	207.485	1.522.732
2811110000	Hydrogen Fluoride (hydrofluoric Acid)	48.795	534.142	69.401	552.602
2811191000	Arsenic Acid	377	182.428	2.073	108.806
2811199000	Other Inorganic Acids	72.811	513.457	178.030	589.453
2811210000	Carbon Dioxide	389.556	1.084.294	159.319	489.065
2811221000	Silica Powder	1.985.065	8.763.438	1.969.326	8.183.720
2811229000	Silicon Dioxide, Other Form	875.397	3.840.934	1.064.598	4.615.274
2811291000	Diarsenic Pentaoxide	0	1.850	0	2.071
2811299000	Other Inorganic Oxygen Compounds Of Non Metals	143.332	523.057	325.126	957.156
2812100000	Chlorides And Chloride Oxides	5.933	5.969	38.910	41.516
2812900000	Other Halides And Halide Oxides Of Non Metals	448	84.494	32.964	207.552
2813100000	Carbon Disulphide	0	78	0	1.956
2813900000	Other Sulphides Of Non-metal	9	21.619	158	12.494
2814100000	Anhydrous Ammonia	6.213	3.021.676	11.341	1.460.791
2814200000	Ammonia In Aqueous Solution	21.731	48.274	11.940	81.108
2815110000	Sodium Hydroxide (caustic Soda), Solid	1.759.275	6.049.828	784.126	2.641.801
2815120000	Sodium Hydroxide (caustic Soda), In Aqueous Solution (lye Or Liquid Soda)	177.615	1.087.660	98.564	706.275
2815200000	Potassium Hydroxide (caustic Potash)	809.049	4.153.166	704.962	3.604.370
2815300000	Peroxides Of Sodium Or Potassium	526	17.533	1.875	74.430
2816100000	Hydroxide And Peroxide Of Magnesium	63.582	236.451	137.174	560.203
2816400000	Oxides, Hydroxides & Peroxides, Of Strontium Or Barium	6	56.869	117	31.079
2817001000	Zinc Oxide	334.339	2.206.101	656.033	4.452.194
2817002000	Zinc Peroxide	48.983	163.668	134.863	460.040
2818100000	Artificial Corundum, Whether Or Not Chemically Defined	140.228	671.182	119.463	536.592
2818200000	Aluminium Oxide, Other Than Artificial Corundum	45.493.560	207.639.173	22.478.997	86.555.744
2818300000	Aluminium Hydroxide	3.498.479	37.932.330	1.670.611	13.242.020
2819100000	Chromium Trioxide	113.989	433.471	405.362	1.507.250
2819900000	Other Chromium Oxides And Hidroxides	73.113	392.230	227.564	625.787
2820100000	Manganese Dioxide	1.947.145	9.398.610	2.878.582	13.018.099
2820900000	Other Manganese Dioxide	73.010	481.852	97.053	558.575
2821100000	Iron Oxides And Hydroxides	1.411.067	5.808.077	1.094.295	4.272.338
2821200000	Earth Colors	1.640	5.178	3.120	16.960
2822000000	Cobalt Oxides And Hydroxides, Commercial	4.828	76.768	206.933	2.058.605
2823000000	Titanium Oxides.	943.569	4.917.462	2.059.687	10.995.465
2824100000	Lead Monoxide (litharge, Massicot)	16.997	499.283	97.510	1.576.767
2824900000	Other Lead Monoxide	7.480.206	7.534.382	467.296	664.888
2825100000	Hydrazine, Hydroxylamine, Inorganic Salt	49.840	475.131	148.076	1.278.525
2825200000	Lithium Oxide And Hydroxide	6.517	25.028	122.622	444.603
2825300000	Vanadium Oxides And Hydroxides	6.017	47.415	34.909	299.535
2825400000	Nickel Oxides And Hydroxides	1.030	75.702	23.642	1.707.371
2825500000	Copper Oxides And Hydroxides	83.747	295.490	600.165	2.003.358
2825600000	Germanium Oxides And Zirconium Dioxide	30	835	2.345	23.889
2825700000	Molybdenum Oxides And Hydroxides	0	4.306	0	18.894
2825800000	Antimony Oxides	64.108	310.340	335.400	1.492.635
2825900000	Other Inorganic Bases	43.456	252.334	150.679	792.008
2826120000	Fluorides Of Aluminium	160.413	160.413	52.945	52.945

I.3. IMPOR MENURUT KOMODITI / IMPORT BY HS COMMODITY  
 \*\*\* MEI / MAY 2008 \*\*\*

H S	Uraian Komoditi Commodity description	Berat bersih / Net weight (Kg)		Nilai / Value C.I.F ( U S \$ )	
		Bulan ini	Kumulatif	Bulan ini	Kumulatif
		Current month	Cum. Jan. to date	Current month	Cum. Jan. to date
2826190000	Other Fluorides	176.563	939.345	178.114	731.832
2826300000	Sodium Hexafluoroaluminate (synthetic Cryolite)	0	4.680	0	8.394
2826900000	Other Complex Fluorine Salt.	134.023	693.803	244.213	1.343.835
2827100000	Ammonium Chloride	244.044	2.289.408	76.330	637.348
2827201000	Calcium Chloride, Commercial Grades	23.779	575.789	10.322	122.455
2827209000	Calcium Chloride, Not Commercial Grades	684.935	4.726.606	199.048	1.210.942
2827310000	Other Chlorides Of Magnesium	42.115	262.878	9.398	144.653
2827320000	Other Chlorides Of Aluminium	1.502.034	6.544.037	579.534	2.506.461
2827350000	Other Chlorides Of Nickel	17.763	65.852	135.604	344.105
2827390010	Other Chlorides Of Zinc	76.341	408.974	90.255	561.735
2827390090	Other Chlorides Of Iron, Cobalt And Of Other Materials	265.855	898.290	170.248	684.969
2827410000	Chloride Oxides & Chloride Hydroxides, Of Copper	4.520	14.545	19.435	57.865
2827490000	Other Chloride Oxides & Chloride Hydroxides	139.573	525.956	139.035	699.392
2827510000	Bromides Of Sodium Or Of Potassium	16	181.452	275	249.877
2827590000	Other Bromides	11.760	190.651	74.188	291.130
2827600000	Iodides And Iodide Oxides	5.484	26.210	68.640	393.902
2828100000	Commercial Calcium Hypochlorite & Other Calcium Hypochlorites	163.914	839.969	209.168	1.075.146
2828901000	Sodium Hypochlorite	7.471	41.371	2.576	20.919
2828909000	Other Hypochlorite	483.004	1.572.266	361.831	1.118.375
2829110000	Chlorates Of Sodium	3.425.430	7.194.904	1.383.282	4.865.747
2829190000	Other Chlorates	602.388	1.594.084	621.682	1.628.882
2829900000	Bromat Dan Perbromat, Iodat & Periodat	58.167	136.590	191.126	509.613
2830100000	Sodium Sulphides	467.539	4.757.982	540.051	3.260.448
2830900000	Other Sulphides	25.507	205.935	14.133	297.930
2831100000	Dithionites And Sulphoxylates Of Sodium	466.840	2.923.442	647.233	3.432.097
2831900000	Other Dithionites And Sulphoxylates	18.000	130.117	54.360	236.256
2832100000	Sodium Sulphites	4.246.050	7.419.657	1.222.316	2.956.264
2832200000	Other Sulphites	37.940	8.169.682	23.878	1.293.448
2832300000	Thiosulphates	926.080	2.074.797	458.036	884.239
2833110000	Disodium Sulphate	32.846.277	84.812.090	5.411.513	13.962.218
2833190000	Other Sodium Sulphates	2.919.517	29.488.584	510.219	4.214.847
2833210000	Magnesium Sulphate	1.548.005	6.792.265	317.594	1.501.565
2833221000	Aluminium Sulphate :commercial Grade	616	616	1.578	1.578
2833229000	Aluminium Sulphate:other Grade	6.554	89.825	3.520	55.792
2833240000	Nickel Sulphate	38.595	270.815	546.622	2.675.063
2833250000	Copper Sulphate	231.490	2.175.250	488.974	4.231.800
2833270000	Barium Sulphate	105.856	895.147	111.219	675.331
2833291000	Of Chromium Or Zinc	305.027	1.722.570	267.051	1.570.568
2833292000	Tribasic Lead Sulphate	2.427	73.210	51.356	223.437
2833299000	Other Sulphate Of Other Material	284.376	2.010.565	190.781	1.340.509
2833300000	Alums	100.074	380.783	30.767	122.083
2833400000	Peroxosulphates (persulphates)	259.675	800.749	238.612	721.075
2834100000	Nitrites	243.733	1.236.732	120.284	593.466
2834210000	Nitrates Of Potassium	53.495	989.793	29.581	649.259
2834290000	Other Nitrates	334.757	1.815.658	313.750	1.165.288
2835100000	Phosphinates (hypophosphites) And Phosphonates (phosphites)	89.458	414.221	241.550	695.912
2835220000	Phosphates Of Mono- Or Disodium	186.659	1.405.287	182.452	1.000.841
2835240000	Phosphates Of Potassium	164.156	872.147	330.774	1.359.226
2835251000	Dicalcium Phosphate, Feed Grade	2.645.175	14.319.275	1.480.421	6.651.469
2835259000	Oth Hypophosphites, Phosphonates And And Phosphates, Polyphosphates	168.769	1.960.979	163.372	1.002.079
2835260000	Other Phosphates Of Calcium	3.955.365	18.828.529	3.289.273	11.495.754
2835290000	Other Phosphates	356.769	1.265.730	505.446	1.815.415
2835310000	Sodium Triphosphate (sodium Tripolyphosphate)	3.846.750	13.893.899	4.073.049	13.028.145
2835391000	Tetranatrium Pirofosfat	69.304	301.857	83.753	372.881
2835399000	Other Polyphosphates	436.013	2.467.737	602.989	3.029.466
2836200000	Disodium Carbonate	71.953.262	333.618.059	22.607.448	92.282.428
2836300000	Sodium Hydrogencarbonate (sodium Bicarbonate)	6.122.761	32.551.813	2.050.955	9.614.962
2836400000	Potassium Carbonates	542.620	3.462.256	428.032	2.444.298
2836501000	Calcium Carbonate, Food Or Pharmaceu- Tical Grade	1.581.664	8.277.349	489.506	2.526.769
2836509000	Calcium Carbonate, Other Grade	5.659.368	33.958.054	1.737.413	9.138.198
2836600000	Barium Carbonate	548.996	2.017.314	155.909	609.790
2836910000	Lithium Carbonates	12.882	65.771	104.686	467.621
2836920000	Strontium Carbonate	72.360	430.997	34.920	251.170
2836990000	Other Carbonates	1.727.044	9.670.946	1.174.795	5.210.037
2837110000	Cyanides And Cyanide Oxides, Of Sodium	270.613	1.394.413	438.040	2.313.665
2837190000	Other Cyanides And Cyanide Oxides	22.088	383.515	8.910	609.284
2837200000	Complex Cyanides	2	3	23	29
2839110000	Sodium Metasilicates	95.418	1.044.474	50.685	426.947
2839191000	Sodium Silicates	2.336.727	9.349.928	710.884	2.669.070
2839199000	Other Silicates Of Sodium	741.058	4.745.820	406.363	2.657.403
2839900000	Other Silicates; Commercial Alkali Metal Silicates	1.367.348	3.785.380	827.315	3.642.467
2840110000	Disodium Tetraborate (refined Borax), Anhydrous	26	21.383	988	19.657
2840190000	Other Disodium Tetraborate (refined Borax)	4.423.896	12.783.076	2.189.396	6.232.735
2840200000	Other Borates	92.307	219.647	44.520	151.247
2840300000	Peroxoborates (perborates)	32.425	141.427	49.530	145.597
2841300000	Sodium Dichromate	3.124	107.438	9.235	175.365
2841500000	Other Chromates And Dichromates, Peroxochromates	22.482	52.284	66.729	188.490
2841610000	Potassium Permanganate	80.000	198.128	190.000	436.665
2841690000	Other Manganit	0	3.000	0	8.640
2841700000	Molybdates	1.702	28.457	53.937	380.460
2841800000	Tungstates (wolframates)	2	2.070	50	13.668

**I.3. IMPOR MENURUT KOMODITI / IMPORT BY HS COMMODITY**  
**\*\*\* MEI / MAY 2008 \*\*\***

H S	Uraian Komoditi Commodity description	Berat bersih / Net weight (Kg)		Nilai / Value C.I.F ( U S \$ )	
		Bulan ini	Kumulatif	Bulan ini	Kumulatif
		Current month	Cum. Jan. to date	Current month	Cum. Jan. to date
2841900000	Oth Salts Of Oxometallic Or Peroxometallic Acids	28.068	148.335	176.386	948.098
2842100000	Double/complex Silicates,includ Alumino Silicates W.or Not Chemical Defined	135.290	1.616.936	98.163	1.145.451
2842901000	Sodium Arsenite	17.080	114.895	39.712	143.782
2842902000	Copper And/or Chromium Salts	0	5.185	0	31.057
2842909000	Oth Salts Of Inorganic Acids/peroxoacid	48.913	390.765	342.589	1.832.994
2843100000	Colloidal Precious Metals	0	435	0	30.318
2843210000	Silver Nitrate	874	1.370	38.748	82.073
2843290000	Other Silver Compounds	4.934	28.117	188.561	1.476.473
2843300000	Gold Compounds	0	1.062	0	1.380.160
2843900000	Other Amalgams And Other Compound Colloidal Precious Metals	559	688	17.191	117.976
2844109000	Ceramic Products & Mixtures Containing Natural Uranium	636	3.628	42.656	388.441
2844209000	Ceramics Products & Mixtures Containing Uranium Enriched In U235, Plutonium	0	1.500	0	7.664
2844309000	Ceramics Products & Mixtures Containing Uranium Depleted In U235, Thorium	0	112	0	1.223
2844401900	Other Radioactive Elements & Isotopes & Compounds, Radioactive Residues	2.179	2.836	262.757	370.136
2844409000	Ceramic Products & Mixtures Containing Isotop Or Compound,radioactive Residues	549	15.011	74.806	1.426.231
2845100000	Heavy Water (deuterium Oxide)	0	54	0	4.434
2845900000	Other Isotops Other Than Those Heading 28.44	3.154	59.630	9.849	34.345
2846100000	Cerium Compounds	2.565	2.770	16.635	26.389
2846900000	Other Compounds, Inorganic Or Organic Of Rare-earth Metal	7.307	12.633	32.174	93.739
2847001000	Liquid Hydrogen Peroxide,whether Or Not Solidified With Urea	2.322.413	5.138.015	1.002.125	2.302.399
2847009000	Hydrogen Peroxide, Whether Or Not Solidified With Urea Other Form	309.232	592.254	147.347	356.913
2848000000	Phosphides, Whether Or Not Chemically Defined Excluding Ferrophosphorus.	0	20.000	0	52.000
2849100000	Carbides, Whether Or Not Chemically Defined Of Calcium	603.453	4.632.993	356.481	2.214.948
2849200000	Carbides, Whether Or Not Chemically Defined Of Silicon	768.418	2.300.949	638.184	2.480.046
2849900000	Carbides, Whether Or Not Chemically Defined Of Other Material	43.646	553.360	75.758	1.266.123
2850000000	Hydrides, Nitrides, Azides, Silicides And Borides	547	925	11.431	29.648
2852001000	Mercury Sulphate	26	723	2.056	5.457
2852009000	Other Compounds, Inorganic/organic, Of Mercury, Excluding Amalgams	0	13.174	0	39.076
2853000000	Liquid, Compressed Air, Other Inorganic (incl Distil/conductivity Water,similar)	1.440	27.225	5.618	106.362
2901100000	Saturated Acyclic Hydrocarbons.	547.724	2.472.141	802.464	3.284.856
2901210000	Ethylene	22.622.045	189.024.700	26.764.444	233.467.268
2901220000	Propene (propylene)	27.675.341	110.514.272	37.623.217	147.112.976
2901230000	Butene (butylene) And Isomers Thereof	2.428.203	7.590.723	3.873.204	11.335.472
2901240000	Buta-1, 3-diene And Isoprene	3.466.120	22.998.535	6.314.396	38.875.887
2901291000	Acetylene	1.546	4.366	11.652	30.487
2901299000	Other Unsaturated Acyclic Hydrocarbons	3.203	500.627	18.922	985.932
2902110000	Cyclohexane	73.306	198.351	58.556	236.752
2902190000	Other Cyclanes	113.261	404.935	210.376	859.646
2902200000	Benzene	14.736.515	69.367.030	16.733.464	73.124.171
2902300000	Toluene	9.222.889	44.668.867	10.157.247	47.354.475
2902410000	O-xylene	0	10.342.141	0	11.561.641
2902420000	M-xylene	54.001	54.012	49.078	53.989
2902430000	P-xylene	64.870.963	296.762.019	84.320.704	356.609.821
2902440000	Mixed Xylene Isomers	4.997.665	17.207.883	5.424.745	18.252.218
2902500000	Styrene	42.850	537.273	54.469	909.577
2902600000	Ethylbenzene	0	2.863	0	5.810
2902700000	Cumene	900.770	1.862.734	1.301.612	2.635.432
2902901000	Dodecylbenzene	39.265	433.644	63.729	724.446
2902902000	Alkylbenzenes	82.392	569.094	82.015	1.028.804
2902909000	Other Cyclic Hydrocarbons.	588.390	3.481.665	923.122	5.413.816
2903111000	Methyl Chloride Used In The Manufacture Of Herbicides	46.406	264.975	54.760	423.614
2903119000	Other Methyl Chloride	0	20.110	0	15.113
2903120000	Dichloromethane (methylene Chloride)	626.255	3.341.178	406.740	2.225.901
2903130000	Chloroform (trichloromethane)	69.915	159.151	172.508	615.882
2903150000	1,2-dichloroethane (ethylene Dichloride)	0	71	0	1.254
2903190090	Other Halogenated Derivatives Of Hydrocarbons	256.564	634.917	323.795	748.169
2903211000	Vinyl Chloride Monomer (vcn)	16.088.402	61.244.662	15.341.997	52.800.153
2903219000	Other Vinyl Chloride (chloroethylene)	42.000	171.511	149.184	604.686
2903220000	Trichloroethylene	88.825	1.032.592	68.694	851.960
2903230000	Tetrachloroethylene (perchloroethylene)	164.953	510.408	127.260	392.243
2903290000	Other Unsaturated Chlorinated Derivatives Of Acyclic Hydrocarbons	115.643	666.750	412.534	2.228.913
2903310000	Ethylene Dibromide (iso) (1,2-dibromoethane)	0	15.100	0	27.750
2903390000	Oth Fluorinated, Brominated/Iodinated	16.000	238.467	56.800	910.012
2903440000	Dichlorotetrafluoroethanes And Chloro Penta Fluoroethane	0	1.440	0	36.290
2903450000	Other Derivatives Perhalogenated Only With Fluorine And Chlorine	11.735	25.226	32.200	63.460
2903470000	Other Perhalogenated Derivatives	0	185	0	6.669
2903490000	Derivatives Of Methane, Ethane/propane ,halogenated With Flourine & Chlorine	232.652	2.489.335	473.404	3.866.295
2903590000	Other Halogenated Derivatives Of Cyclic Cyclenic/cycloterpenic Hydrocarbon	0	20.394	0	34.858
2903610000	Chlorobenzene, O-dichlorobenzene And P-dichlorobenzene	80.897	863.874	108.859	1.127.499
2903690000	Other Halogenated Derivatives Of Aromatic	35.747	132.922	54.590	202.327
2904100000	Derivatives Containing Only Sulpho Groups Their Salts And Ethyl Esters	771.909	3.037.736	733.055	2.904.704
2904200000	Derivatives Containing Only Nitro Or Only Nitroso Groups	64.900	578.867	181.222	893.414
2904900000	Other Derivatives Of Hydrocarbons, Whether Or Not Halogenated	4.626	95.368	13.289	5.854.812
2905110000	Methanol (methyl Alcohol)	4.903.678	22.511.877	1.744.193	10.153.498
2905120000	Propan-1-ol(propyl Alcohol) & Propan-2- Ol (isopropyl Alcohol)	1.519.089	9.237.586	2.211.851	12.332.594
2905130000	Butan-1-ol (n-butyl Alcohol)	1.488.937	11.520.031	2.273.114	16.976.457
2905140000	Other Butanols	504.241	2.254.655	696.745	2.833.853
2905160000	Octanol (octyl Alcohol) And Isomers Thereof	1.202.591	7.944.006	2.280.522	13.806.486
2905170000	Dodecan-1-ol (lauryl Alcohol), Hexade Can-1-ol, And Octadecan-1-ol	45.332	476.114	127.325	942.781
2905190000	Other Sulphonated, Nitrated/nitrosated	196.536	956.999	366.724	1.791.982
2905220000	Acyclic Terpene Alcohols	112.587	526.991	729.837	3.328.227



I.3. IMPOR MENURUT KOMODITI / IMPORT BY HS COMMODITY  
 \*\*\* MEI / MAY 2008 \*\*\*

H S	Uraian Komoditi Commodity description	Berat bersih / Net weight (Kg)		Nilai / Value C.I.F ( U S \$ )	
		Bulan ini	Kumulatif	Bulan ini	Kumulatif
		Current month	Cum. Jan. to date	Current month	Cum. Jan. to date
2905290000	Other Unsaturated Monohydric Alcohols	60.660	232.825	400.489	1.493.063
2905310000	Ethylene Glycol (ethanediol)	26.191.995	140.668.884	32.383.455	192.107.208
2905320000	Propylene Glycol (propane-1, 2- Diol)	2.254.545	9.938.979	3.947.916	17.012.433
2905390000	Other Diols	388.622	1.660.860	978.993	3.982.262
2905410000	2-ethyl-2-(hydroxymethyl) Propane-1, 3-(trimethylolpropane)	63.025	145.708	130.770	307.278
2905420000	Pentaerythritol	698.510	2.417.767	1.382.708	4.734.052
2905430000	Mannitol	18.083	131.669	86.771	394.182
2905440000	D-glucitol (sorbitol)	144.714	524.767	103.235	413.808
2905450000	Glycerol	100.313	935.412	172.868	1.453.137
2905490000	Other Polyhydric Alcohols	16.218	218.700	68.934	701.004
2905510000	Ethchlorvynol (inn)	0	162	0	710
2905590000	Other Halogenated, Sulphonated, nitrated Derivatives Of Acyclic Alcohols	30.790	66.580	106.433	224.718
2906110000	Menthol	12.128	135.147	200.783	2.160.644
2906120000	Cyclohexanol, Methylcyclohexanols And Dimethylcyclohexanols	5	787	900	13.887
2906130000	Sterols And Inositols	42.930	233.669	246.478	1.736.729
2906190000	Other Cyclanic, Cyclenic/cycloterpenic	37.935	188.895	220.088	1.349.149
2906210000	Benzyl Alcohol	78.787	340.492	171.231	846.430
2906290000	Other Aromatic Alcohol	49.135	176.033	343.970	1.184.678
2907110000	Phenol (hydroxybenzene) And Its Salts	1.820.593	9.099.270	2.911.025	14.958.682
2907120000	Cresols And Their Salts	10.018	494.202	87.650	1.119.228
2907130000	Octylphenol, Nonylphenol And Their Isomers, Salts Thereof	305.370	1.108.884	582.556	2.030.618
2907150000	Naphthols And Their Salts	12.151	63.161	42.739	137.921
2907190000	Other Monophenols	117.534	493.994	360.826	1.579.908
2907210000	Resorcinol And Its Salts	58.174	227.167	345.064	1.302.908
2907220000	Hydroquinone (quinol) And Its Salts	12.406	176.149	98.951	1.533.086
2907230000	4,4-isopropylidenediphenol (bisphenol A, Diphenylolpropane) And Its Salts	16.000	129.391	9.979	179.772
2907290000	Other Polyphenols; Phenol-alcohols	36.960	206.926	131.039	742.001
2908110000	Pentachlorophenol (iso)	12.005	54.005	90.718	407.638
2908190000	Oth Derivatives Containing Only Halogen Substituents And Their Salts	0	78.757	0	74.920
2908910000	Dinoseb (iso) And Its Salts	19.900	81.880	77.610	317.757
2908990000	Oth Derivatives Containing Only Sulpho Groups Their Salts And Esters	32.371	1.099.320	51.813	481.348
2909110000	Diethyl Ether	0	6.198	0	54.294
2909191000	Methyl Tertiary Butyl Ether	0	78	0	1.393
2909199000	Other Acyclic Ethers And Their Halogenated	2.829	21.421	61.835	615.035
2909200000	Cyclanic, Cyclenic Or Cycloterpenic Ethers & Their Halogenated Derivatives	1.573	2.200	19.136	84.979
2909300000	Aromatic Ethers & Their Halogenated, Sulphonated, Or Nitrosated Derivatives	30.602	334.347	63.740	1.413.667
2909410000	2,2-oxydiethanol (diethylene Glycol, Digol)	1.109.411	3.366.686	1.179.009	3.772.029
2909430000	Monobutyl Ethers Of Ethylene Glycol Or Of Diethylene Glycol	1.966.998	7.709.612	4.043.645	15.988.765
2909440000	Other Monoalkylethers Of Ethylene Glycol Or Of Diethylene Glycol	841.849	2.855.371	1.557.955	4.966.164
2909490000	Other Ether-alcohols, Their Halogenated Sulphonated, Nitrated Derivatives	1.063.016	3.519.132	2.251.450	8.808.516
2909500000	Ether-phenols, Ether-alcohol-phenols & Their Halogenated, Nitrated Derivatives	22.403	156.091	69.613	1.708.689
2909600000	Alcohol Peroxides, Ether Peroxides, Ke Tone Peroxides & Their Halogenated Derivatives	94.236	462.534	209.198	1.063.104
2910100000	Oxirane (ethylene Oxide)	4.681	59.195	19.234	93.724
2910200000	Methyloxirane (propylene Oxide)	2.328.424	8.956.138	3.924.441	14.828.942
2910300000	1chloro2, 3epoxypropane(epichlorohydrin)	20.094	83.477	41.522	187.290
2910900000	Other Epoxides, Epoxyalcohols, Epoxy Phenols & Their Halogenated Derivatives	218	72.113	859	412.525
2911000000	Acetals & Hemiacetals, Whether Or Not With Other Oxygen Function	1.825	6.287	34.219	111.945
2912111000	Formalin	0	147.252	0	61.600
2912119000	Other Methanal (formaldehyde)	9	40.009	49	42.749
2912120000	Ethanal (acetaldehyde)	0	18.463	0	42.560
2912190000	Other Acyclic Aldehydes Without Other Oxygen Function	313.663	1.020.905	667.454	2.491.002
2912210000	Benzaldehyde	230	5.492	1.171	20.831
2912290000	Other Cyclic Aldehydes Without Other Oxygen Function	254.050	1.048.963	1.343.581	4.592.471
2912300000	Aldehyde-alcohols	9.582	87.607	73.235	563.264
2912410000	Vanillin (4-hydroxy-3-methoxybenzal- Dehyde)	20.679	71.829	325.121	1.229.259
2912420000	Ethylvanillin (3-ethoxy-4-hydroxyben- Zaldehyde)	39.470	82.831	621.068	1.360.566
2912490000	Other Aldehyde-ethers, aldehyde-phenols & Aldehydes With Other Oxygen Function	386	12.173	12.441	82.887
2912500000	Cyclic Polymers Of Aldehydes	0	41.544	0	73.761
2912600000	Paraformaldehyde	442.001	2.338.807	470.474	2.446.595
2913000000	Halogenated, sulphonated, nitrated Or Ni Trosated Derivat.of Products Of H 29.12	1.154	1.170	4.638	5.043
2914110000	Acetone	1.912.763	7.085.793	1.921.523	7.412.847
2914120000	Butanone (methyl Ethyl Ketone)	2.520.949	12.627.171	3.429.494	15.559.013
2914130000	4-methylpentan-2-one (methyl Isobuthyl Ketone)	532.729	2.489.292	950.974	4.578.460
2914190000	Other Acyclic Ketones Without Other Oxygen Function	62.083	169.732	317.588	1.394.060
2914210000	Camphor	61.738	126.900	108.420	213.551
2914220000	Cyclohexanone And Methylcyclohexanones	137.052	1.131.095	279.114	2.096.323
2914230000	Ionones And Methylionones	24.036	105.179	297.986	1.144.795
2914290000	Other Cyclanic, Cyclenic Or Cycloterpenic Ketones Without Oth. Oxygen Func.	209.233	660.665	1.308.672	4.677.595
2914310000	Phenylacetone (phenylpropan-2-one)	0	487	0	1.451
2914390000	Other Aromatic Ketones Without Other Oxygen Function	18.849	93.277	163.789	1.074.634
2914400000	Ketone-alcohols And Ketone-aldehydes	317.073	1.294.429	575.962	2.422.621
2914500000	Ketone-phenols & Ketones Without Other Oxygen Function	11.278	40.554	155.897	767.637
2914610000	Antraquinone	0	3	0	42
2914690000	Other Quinones	2.945	58.138	83.809	577.289
2914700000	Halogenated, Sulphonated, Nitrated Or Nitrosated Derivatives	6.008	34.940	77.410	220.996
2915110000	Formic Acid	215.289	994.436	178.998	819.594
2915120000	Salts Of Formic Acid	786.281	1.546.624	342.419	751.576
2915130000	Esters Of Formic Acid	803	3.004	5.979	36.775
2915210000	Acetic Acid	6.998.976	40.826.587	4.581.018	26.558.714
2915240000	Acetic Anhydride	54.000	137.992	86.400	225.811
2915290000	Other Acetic Acid And Its Salts	157.729	979.859	350.724	2.635.717

I.3. IMPOR MENURUT KOMODITI / IMPORT BY HS COMMODITY  
 \*\*\* MEI / MAY 2008 \*\*\*

H S	Uraian Komoditi Commodity description	Berat bersih / Net weight (Kg)		Nilai / Value C.I.F ( U S \$ )	
		Bulan ini	Kumulatif	Bulan ini	Kumulatif
		Current month	Cum. Jan. to date	Current month	Cum. Jan. to date
2915310000	Ethyl Acetate	1.091.191	8.485.140	1.146.194	9.132.847
2915320000	Vinyl Acetate	1.560.227	14.549.277	2.108.682	19.843.282
2915330000	N-butyl Acetate	246.973	804.335	373.594	1.229.935
2915360000	Dinoseb (iso) Acetate	0	1.711	0	2.827
2915390000	Other Esters Of Acetic Acid	1.033.056	3.668.375	2.538.348	9.165.295
2915400000	Mono-, Di- Or Trichloroacetic Acids, Their Salts And Esters	194.575	1.436.599	212.089	1.549.275
2915500000	Propionic Acids, Its Salts And Esters	133.594	167.201	380.260	1.483.225
2915600000	Butanoic Acids, Pentanoic Acids, Their Salts And Esters	236.241	1.021.789	546.566	2.098.765
2915701000	Palmitic Acid, Its Salts And Esters	201.813	924.374	717.502	2.797.424
2915702000	Stearic Acid	368.543	1.671.579	676.653	2.426.699
2915703000	Salts And Esters Of Stearic Acid	259.803	1.139.738	507.563	2.079.420
2915901000	Acetyl Chloride	2.084	73.070	5.808	174.773
2915902000	Lauric Acid, Myristic Acid, Their Salts And Esters	70.078	333.391	101.218	466.074
2915909000	Other Saturated Acyclic Monocarboxylic Acids & Their Anhydrides & Halides	432.360	2.481.031	1.158.128	5.159.644
2916110000	Acrylic Acid And Its Salts	869.245	3.547.849	1.288.141	5.594.455
2916120000	Esters Of Acrylic Acid	2.890.303	13.939.434	5.314.918	25.090.883
2916130000	Methacrylic Acid And Its Salts	114.437	442.280	281.587	1.059.531
2916141000	Methyl Methacrylate	3.017.558	12.363.217	5.707.407	23.506.585
2916149000	Other Esters Of Methacrylic Acid	234.818	889.949	648.830	2.574.188
2916150000	Oleic,linoleic Or Linolenic Acids,their Salts And Esters	19.535	249.725	37.827	448.423
2916190000	Oth Unsaturated Acyclic Monocarboxylic Acids, Their Anhydrides & Halides	105.014	465.482	500.376	1.993.962
2916200000	Cyclanic, Cyclenic Or Cycloterpenic Monocarboxylic Acids, Their Anhydrides	52.968	358.674	2.772.951	10.424.473
2916310000	Benzoic Acid, Its Salts And Esters	582.238	2.546.218	939.626	3.928.429
2916320000	Benzoyl Peroxide And Benzoyl Chloride	81.819	495.621	143.443	799.179
2916340000	Phenylacetic Acid And Its Salt	0	375	0	10.051
2916350000	Esters Of Phenylacetic Acid	2.050	9.546	36.032	133.459
2916391000	2,4-dichlorophenyl Acetic Acid & Its Salts And Esters	0	901.258	0	2.760.376
2916399000	Other Aromatic Monocarboxylic Acids, Their Anhydrides, Halides & Peroxides	72.359	333.370	476.602	1.550.764
2917110000	Oxalic Acid, Its Salts And Esters	139.992	871.044	162.845	985.829
2917121000	Diocetyl Adipate (doa)	65.400	200.815	133.776	388.340
2917129000	Other Adipic Acid, Its Salts & Esters	261.295	978.345	288.594	1.605.135
2917130000	Azelaic Acid, Sebacic Acid, Their Salts And Esters	29.464	91.249	100.780	289.563
2917140000	Maleic Anhydride	21.346	452.453	34.918	665.073
2917190000	Other Acyclic Polycarboxylic Acids, Their Anhydrides, Halides & Peroxides	116.527	846.873	272.509	1.848.599
2917200000	Cyclanic, Cyclenic Or Cycloterpenic Polycarboxylic Acids, Their Anhydrides	14.239	123.697	69.628	339.864
2917320000	Diocetyl Orthophthalates	182.884	716.562	171.352	903.444
2917330000	Dinonyl Or Didecyl Orthophthalates	107.930	683.825	219.452	1.342.128
2917340000	Other Esters Of Orthophthalic Acid	243.295	1.171.383	491.867	2.256.853
2917350000	Phthalic Anhydride	2.142.000	9.407.001	2.524.177	11.109.840
2917360000	Terephthalic Acid And Its Salts	1.555.846	4.827.348	1.387.767	4.080.662
2917370000	Dimethyl Terephthalate	0	140	0	3.644
2917391000	Triocetyltrimellitate (totm)	46.361	292.814	107.040	648.655
2917392000	Other Phthalic Plasticizers & Esters Of Phthalic Anhydride	0	237.003	0	400.021
2917399000	Other Aromatic Polycarboxylic Acids, Their Anhydrides, Halides & Peroxides	622.684	2.054.449	1.183.740	4.204.474
2918110000	Lactic Acid, Its Salts And Esters	163.950	712.576	346.284	1.473.303
2918120000	Tartaric Acid	18.159	121.054	53.068	327.592
2918130000	Salts And Esters Of Tartaric Acid	54.888	241.359	159.617	617.301
2918140000	Citric Acid	537.723	4.174.001	640.029	5.085.177
2918151000	Calcium Citrate	1.174	19.538	8.183	90.332
2918159000	Other Salts And Esters Of Citric Acid	468.564	2.262.909	630.245	2.807.824
2918160000	Gluconic Acid, Its Salts And Esters	177.600	697.435	269.596	907.767
2918190000	Oth Carboxylic Acids With Alcohol Func Tion But Without Other Oxygen Function	37.354	466.780	115.556	1.064.446
2918210000	Salicylic Acid And Its Salts	35.034	224.802	100.162	646.863
2918220000	O-acetylsalicylic Acid,its Salts And Esters	64.626	209.658	230.433	709.129
2918230000	Other Esters Of Salicylic Acid & Their Salts	167.037	425.433	446.326	1.213.507
2918291000	Alkyl Sulphonic Ester Of Phenol	0	225	0	4.752
2918299000	Other Carboxylic Acids With Phenol Func Tion But Without Other Oxygen Function	64.849	257.727	514.745	1.562.293
2918300000	Carboxylic Acids With Aldehyde/ketone Function But Without Other Oxygen Func.	2.915	51.654	102.891	1.267.850
2918910000	2,4,5-t-(iso) (2,4,5-trichlorophenoxy Acetic	35.000	146.111	57.050	269.193
2918990000	Oth Carboxylic Acids With Additional Oxygen Function,their Anhydrides,halides	49.454	606.550	473.624	2.526.417
2919100000	Tris(2,3-dibromopropyl) Phosphate	17.008	73.532	30.085	288.277
2919900000	Oth.phosphoric Esters,their Salts,incl Lactophosphates, Their Halogenated	45.260	252.086	119.099	694.888
2920190000	Oth Thiophosphoric Esters, (phosphorothioates) & Their Salts	24.544	67.190	89.544	298.994
2920901000	Dimethyl Sulphate (dms)	47.089	154.592	67.901	197.240
2920909000	Other Esters Of Other Inorganic Acids Of Non Metals And Their Salts	65.800	314.038	97.386	457.429
2921110000	Methylamine, Di- Or Trimethylamine And Their Salts	161.134	925.733	335.268	2.008.718
2921190000	Other Acyclic Monoamines & Their Deri Vatives; Salts Thereof	621.659	4.040.143	2.400.303	17.094.926
2921210000	Ethylenediamine And Its Salts	365.223	1.216.180	980.210	2.891.419
2921220000	Hexamethylenediamine And Its Salts	23.519	154.050	72.287	324.306
2921290000	Other Acyclic Polyamines & Their Deri Vatives; Salts Thereof	341.428	1.406.455	908.503	3.079.115
2921300000	Cyclanic, Cyclenic Or Cycloterpenic Mono-or Polyamines,& Their Derivatives	586.278	2.510.417	1.390.712	5.423.223
2921410000	Aniline And Its Salts	341.694	1.073.637	1.071.179	3.157.579
2921420000	Aniline Derivatives And Their Salts	134.716	486.826	498.728	1.660.211
2921430000	Toluidines & Their Derivatives; Salts Thereof	9.955	42.157	74.407	278.645
2921440000	Diphenylamine & Its Derivatives; Salts Thereof	16.165	36.384	173.550	256.321
2921450000	1-naphthylamine (alpha-naphthylamine), 2-naphthylamine (beta-naphthylamine)	47.171	207.256	187.594	1.012.958
2921490000	Oth Aromatic Monoamines & Their Deri- Vatives; Salts Thereof	8.819	66.201	138.369	345.682
2921510000	O-,m-,p-phenylenediam, Diaminotolue Nes & Their Derivatives; Salts Thereof	310.311	1.512.800	1.509.967	6.273.448
2921590000	Oth Aromatic Polyamines & Their Deri Vatives; Salts Thereof	323.692	1.244.899	1.757.550	6.752.059
2922110000	Monoethanolamine And Its Salts	85.897	673.926	191.994	1.467.674
2922120000	Diethanolamine And Its Salts	363.232	1.840.801	1.093.056	4.800.896

I.3. IMPOR MENURUT KOMODITI / IMPORT BY HS COMMODITY  
 \*\*\* MEI / MAY 2008 \*\*\*

H S	Uraian Komoditi Commodity description	Berat bersih / Net weight (Kg)		Nilai / Value C.I.F ( U S \$ )	
		Bulan ini	Kumulatif	Bulan ini	Kumulatif
		Current month	Cum. Jan. to date	Current month	Cum. Jan. to date
2922130000	Triethanolamine And Its Salts	37.163	301.825	96.776	735.995
2922191000	Ethambutol & Its Salts, Esters & Other Drv Suitable For Produc Of Anti Tbc Pre	112.279	140.314	453.691	1.250.215
2922192000	D-2-amino-normal-butyl-alcohol	0	80.912	0	333.156
2922199000	Oth Amino-alcohols,phenylpropanola Min Hcl, Tramadol, Ketamin Hcl	42.547	286.447	535.888	2.020.079
2922210000	Amino Hydroxynaphthalene Sulphonic Acids And Their Salts	316.916	1.012.100	1.656.229	5.104.154
2922290000	Other Amino-naphthols & Other Amino Phenols	54.323	269.498	315.048	1.535.019
2922310000	Amfepramone (inn), Methadone (inn) & Normethadone (inn); Salts Thereof	0	1.568	0	65.837
2922390000	Other Amino-aldehydes,amino-ketones & Aminno-quinones	3.281	54.520	74.589	480.662
2922410000	Lysine And Its Esters; Salts Thereof	196.222	835.289	386.537	1.780.869
2922421000	Glutamic Acid	7.450	20.837	53.058	159.194
2922422000	Monosodium Glutamate	1.612.960	4.666.417	1.502.619	4.317.210
2922429000	Salts Of Glutamic Acid	1.000	20.698	9.000	74.669
2922430000	Anthranilic Acid And Its Salts	2.000	4.755	8.000	19.982
2922491000	Mephenamic Acid And Its Salts	13.200	198.218	83.660	1.515.237
2922499000	Oth Amino Acids,o.t.t Containing More Than One Kind Of Oxygen Function	355.684	1.380.642	2.186.666	8.394.478
2922501000	P-aminosalicylic Acid & Its Salts,ester And Other Derivatives	1.517	28.637	28.200	111.964
2922509000	Oth Amino-alcohol-phenols,amino-acid Phenols Oth Amino-comp With Oxyg Funct.	17.905	52.681	328.551	1.179.863
2923100000	Choline And Its Salts	858.565	2.981.550	1.062.700	3.524.835
2923201000	Lecithins, Whether Or Not Chemically Defined	497.229	2.890.295	488.233	2.599.750
2923209000	Other Phosphoaminolipids	79.491	438.936	120.891	778.906
2923900000	Oth Quarternary Ammonium Salts And And Hydroxides	116.884	2.256.464	323.232	3.668.941
2924110000	Meprobamate (inn)	21.103	21.258	28.119	31.471
2924120090	Other Fluoroacetamide (iso), Monocro Thopos (iso), Phosphamidon (iso)	6.800	12.475	28.166	55.144
2924190000	Oth Acyclic Amides (including Acyclic Carbamates), & Their Thrif, Salts Thrif	442.338	1.864.172	1.080.975	5.114.712
2924212000	Diuron And Monouoron	66.362	162.072	272.375	635.375
2924219000	Other Ureines & Their Derivatives;salts Thereof	28.134	119.749	162.779	737.270
2924291000	Aspartame	47.548	173.018	664.619	2.356.251
2924292000	Butylphenylmethyl Carbamate, Methyl Isopropyl Phenyl Carbamate	16.000	192.000	69.920	823.200
2924299010	Asetaminophen (paracetamol), Saly Cylmide, Ethoxybenzamide	900.886	2.426.444	3.011.363	7.852.273
2924299090	Oth Carboxyamide-function Compounds	194.028	1.343.867	1.830.384	12.530.319
2925110000	Saccharin And Its Salts	0	5.982	0	74.881
2925190000	Other Imides & Their Derivatives, Salts Thereof	4.439	67.725	35.322	330.062
2925210000	Chlordimeform (iso)	0	353	0	4.259
2925290000	Other Imines And Their Derivatives; And Salts Thereof	25.460	161.136	226.793	1.065.322
2926100000	Acrylonitrile	1.013.780	3.576.936	2.022.147	7.100.255
2926200000	1-cyanoguanidine (dicyandiamide)	18.406	99.021	36.657	231.552
2926300000	Fenproporex (inn) & Its Salts, Metha Done(inn) Intermediate	0	301	0	963
2926900000	Other Nitrile-function Compounds.	92.680	520.161	3.222.786	17.955.283
2927001000	Azodicarbonamide	48.161	204.595	39.496	272.324
2927009000	Oth Diazo-, Azo- Or Azoxy-compounds.	219.610	917.936	512.349	2.006.742
2928001000	Linuron	211	112.781	3.708	196.894
2928009000	Other Organic Derivatives Of Hidrazine Or Of Hydroxylamine	32.062	150.430	192.617	811.442
2929100000	Isocyanates	2.935.295	16.085.566	6.663.940	33.920.800
2929901000	Sodium Cyclamate	0	345	0	1.705
2929909000	Other Compounds With Other Nitrogen Function	16.007	115.683	81.131	615.930
2930200000	Thiocarbamates And Dithiocarbamates	242.380	1.321.947	1.156.256	7.520.517
2930300000	Thiuram Mono, Di Or Tetrasulphides	20.007	132.237	55.255	453.179
2930400000	Methionine	1.066.412	6.222.789	3.621.345	19.571.036
2930500000	Captafol (iso) & Methamidophos (iso)	0	5.475	0	25.014
2930900000	Other Organo-sulphur Compounds	907.169	4.787.136	3.807.967	17.363.474
2931001000	Tetraethyl Lead	390	112.972	2.462	947.773
2931002000	N-(phosphonomethyl)glycine And Salts Thereof	535.800	6.093.006	4.683.630	33.871.553
2931003000	Ethephone	10.843	86.843	57.540	277.202
2931009000	Other Organo-inorganic Compounds	55.041	573.403	190.515	2.538.373
2932110000	Tetrahydrofuran	561	105.939	3.978	353.927
2932120000	2-furaldehyde (furfuraldehyde)	0	47.873	0	78.725
2932130000	Furfuryl Alcohol And Tetrahydrofurfuryl Alcohol	124.435	609.240	214.204	970.396
2932190000	Oth Compounds Containing An Unfused Furan Ring In The Structure	19.607	71.960	374.454	1.528.473
2932210000	Coumarin, Methylcoumarins & Ethylcoumarins	11.000	55.862	74.859	623.705
2932290000	Other Lactones	60.386	161.801	625.733	2.283.783
2932930000	Piperonal	0	7.350	0	207.717
2932991000	Carbofuran	69.924	639.225	874.910	8.140.113
2932999000	Other Heterocyclic Compound With Oxygen Hetero-atom(s) Only.	207.509	1.064.933	1.220.272	6.067.239
2933111000	Dipyron (antalgin)	88.600	214.714	666.379	1.771.987
2933119000	Other Phenazone (antipyrin) And Its Derivatives	54.464	183.570	475.464	1.724.496
2933190000	Oth Compounds Containing An Unfused Pyrazole Ring In The Structure	45.382	142.565	458.442	2.893.916
2933210000	Hydantoin And Its Derivatives	10.063	152.155	91.878	628.695
2933291000	Cimetidine	2.255	29.669	81.166	468.350
2933299000	Oth Compounds Containing An Unfused Imidazole Ring In The Structure	10.765	119.823	293.034	1.949.466
2933310000	Pyridine And Its Salts	48.758	230.554	310.585	2.111.380
2933320000	Piperidine And Its Salts	180	2.135	19.825	53.891
2933330000	Alfentanil (inn), Anileridine (inn), Bezitramide (inn), Bromazepam (inn)	10	197	117	127.100
2933391000	Chlorpheniramine And Isoniazid	12.065	40.079	181.980	605.709
2933392000	Isonicotinic Acid Hydrazide,& Its Salts Esters,derived Of Pharmaceutical Grade	0	4.368	0	59.914
2933393000	Paraquat Salts	771.200	4.870.820	2.359.248	14.305.897
2933399000	Oth Compounds Containing An Unfused Pyridine Ring In The Structure	273.856	737.635	2.973.197	11.027.481
2933410000	Levorphanol (inn) And Its Salts	1.356	1.367	14.854	32.038
2933490000	Oth Compounds Containing In The Struc. A Quinoline Or Isoquinoline Ring-system	26.119	374.069	354.051	1.894.380
2933520000	Malonylurea (barbituric Acid) And Its Salts	0	18	0	1.566
2933530000	Allobarbital(inn),amobarbital(inn), Bar Bital(inn),butalbital(inn),butobarbital	100	2.055	3.590	46.835
2933540000	Other Derivatives Of Malonylurea (barbituric Acid), Salts Thereof	0	2	0	1.065

I.3. IMPOR MENURUT KOMODITI / IMPORT BY HS COMMODITY  
 \*\*\* MEI / MAY 2008 \*\*\*

H S	Uraian Komoditi Commodity description	Berat bersih / Net weight (Kg)		Nilai / Value C.I.F ( U S \$ )	
		Bulan ini	Kumulatif	Bulan ini	Kumulatif
		Current month	Cum. Jan. to date	Current month	Cum. Jan. to date
2933591000	Diazinon	0	44.593	0	260.510
2933599000	Oth Compounds Contain A Pyrimidine Ring Or Piperazine Ring In The Structur	55.137	329.919	1.312.460	6.165.764
2933610000	Melamine	788.306	2.956.077	1.196.211	4.343.832
2933690000	Oth Compounds Containing An Unfused Triazine Ring In The Structure	575.795	2.436.429	1.562.711	5.736.687
2933710000	6-hexanelactam (epsilon-caprolactam)	4.577.246	21.315.426	11.474.552	52.463.344
2933720000	Clobazam (inn) And Methypylon (inn)	0	46	0	240.198
2933790000	Other Lactams	37.243	95.980	545.573	2.174.761
2933910000	Alprazolam(inn), Camazepam(inn), Chlordiazepoxide(inn), Clonazepam	10.223	49.794	64.834	550.102
2933991000	Mebendazole And Parbendazole	300	12.498	11.100	123.117
2933999000	Other Heterocyclic Compounds With Ni Trogen Hetero-atom(s) Only.	64.467	429.060	1.079.782	8.768.046
2934100000	Compounds Containing An Unfused Thiazole Ring In The	34.052	121.561	447.858	1.003.047
2934200000	Comp Containing In The Structure A Ben Zothiazole Rind-system, Not Futther Fused	195.709	896.478	642.327	2.980.739
2934300000	Comp Containing In The Structure A Phe Nothiazine Ring-system,not Further Fused	15.769	62.847	268.224	775.840
2934910000	Aminorex(inn), Brotizolam(inn), Clotia Zepam(inn),cloxazolam(inn),oxazolam	156	5.471	102.250	343.870
2934991000	Nucleic Acid And Its Salts	1.500	7.823	144.617	225.112
2934992000	Sultones, Sultams, Diltiazem	14.405	39.443	566.980	2.339.269
2934993000	6-amino Penicillanic Acid	10.000	52.040	400.000	1.634.950
2934999000	Other Nucleic Acids And Their Salts, Whether Or Not Chemically Defined	68.294	439.813	1.363.136	11.081.046
2935000000	Sulphonamides.	66.153	402.766	1.082.073	7.322.277
2936210000	Vitamins A & Their Derivatives	14.212	123.199	410.595	2.807.867
2936220000	Vitamins B1 & Its Derivatives	20.187	153.954	404.460	2.776.589
2936230000	Vitamin B2 & Its Derivatives	14.756	100.135	360.758	2.398.782
2936240000	D-or DI-pantothenic Acid (vit B3 Or Vit B5 & Its Derivatives	20.756	130.544	291.800	1.984.336
2936250000	Vitamin B6 & Its Derivatives	31.885	109.689	255.572	1.397.204
2936260000	Vitamin B12 & Its Derivatives	5.560	27.487	128.591	1.274.380
2936270000	Vitamin C & Its Derivatives	252.819	958.969	2.539.682	9.289.765
2936280000	Vitamin E & Its Derivatives	83.851	297.094	1.592.284	4.935.513
2936290000	Oth Vitamins & Their Derivatives	81.298	450.417	1.133.933	6.238.803
2936900000	Oth Vitamin, Incl Natural Concentrates	108.371	549.057	687.056	4.553.955
2937120000	Insulin & Its Salts	5	5	3.800	3.800
2937190000	Oth Polupeptide Hormones, Protein Hormones	114	164	4.161	9.287
2937210000	Cortisone,hydrocortisone, Prednisone & Prednisolone (dehydrohydro Cortison)	90	1.123	89.253	528.116
2937220000	Halogenated Derivatives Of Corticosteroidal Hormones	222	2.333	899.442	3.797.224
2937230000	Oestrogens & Progestogens	17	1.767	91.525	4.210.309
2937290000	Oth Steroidal Hormones	1.351	6.209	117.685	1.379.446
2937310000	Epinephrine	0	147	0	15.090
2937400000	Amino-acid Derivatives	1	369	464	236.288
2937500000	Prostaglandins,thromboxanes & Leukotrienes & Their Derivatives	0	3	0	9.450
2937900000	Oth Hormones	530	563	13.440	41.392
2938100000	Rutoside (rutin) & Its Derivatives	1.854	4.090	58.868	140.266
2938900000	Oth Glycoside, Natural Or Reproduc And Their Salts, Ethers, Esters & Oth Drv	4.489	21.272	58.152	345.189
2939110000	Concent Of Poppy Straw, Buprenorphine Codein,ethylmorphin,etorphine,heroin	0	1.173	0	564.056
2939190000	Oth Alkaloids Of Opium	530	17.440	63.417	395.447
2939200000	Alkaloids Of Chinchona And Their Derivatives, Salts Thereof	5	32	2.893	9.423
2939300000	Caffeine & Its Salts	34.789	187.825	281.357	1.572.239
2939410000	Ephedrine & Its Salts	2.376	7.020	104.932	326.661
2939420000	Pseudoephedrine (inn) & Its Salts	752	17.815	35.600	845.376
2939490010	Phenylpropanolamine Hcl (ppa)	2.701	12.202	86.137	390.755
2939510000	Fenetyline(inn) & Its Salts	250	750	19.000	61.826
2939590000	Oth Theophylline & Aminoophylline	6.404	27.947	120.244	526.635
2939610000	Ergometrine (inn) & Its Salts	1	2	274	3.474
2939620000	Ergotamine (inn) & Its Salts	1	4	3.518	9.043
2939690000	Oth Alkaloids Of Rye Ergot	5	37	7.990	131.633
2939919000	Oth Cocaine, Levometamfetamine	0	10	0	4.035
2939991000	Nicotine Sulphate	0	13	0	960
2939999000	Oth Vegetable Alkaloids, Natural Or Reproduc By Synthesis & Their Salts	141	106.238	177.993	935.174
2940000000	Sugars, Chemically Pure, Oth Than Sucrose, Lactose, Maltose	48.012	327.827	266.406	1.917.177
2941101100	Amoxicillins & Its Salts Non-sterile	13.593	103.353	214.980	1.817.629
2941101900	Oth Amoxicillins	60.415	284.726	2.124.600	7.749.777
2941102000	Ampicillin & Its Salts	4.366	35.172	596.933	2.477.981
2941109000	Other Penicillins, Their Derivatvs With Penicillanic Acid Structure; Salts Thrf	34.685	85.878	626.060	2.251.043
2941200000	Streptomycins & Their Derivated, Salt Thereof	5.797	18.868	128.296	378.134
2941300000	Tetracyclines & Their Derivated, Salt Thereof	84.308	368.691	820.030	3.232.114
2941400000	Chloramphenicol & Its Derivated, Salt Thereof	9.263	53.085	148.446	801.156
2941500000	Erythromycin & Its Derivated, Salt Thereof	28.579	56.708	1.053.762	2.447.434
2941900000	Oth Antibiotics(rifampicin, Cephalos Porin, Their Deriv,salts Thrf, Quinolon)	154.755	621.727	3.914.719	14.291.247
2942000000	Oth Organic Compounds.	72.837	299.058	1.172.615	5.574.135
3001200000	Extracts Of Glands Or Oth Organs Or Of Their Secretions	476	22.027	41.930	181.921
3001900000	Oth Human Or Animal Substanc. Prepar. For Therapeutic/prophylactic Uses, Nes	7.103	7.254	18.342	22.285
3002101000	Plasma Protein Solution	114	2.029	30.964	578.883
3002102000	Antisera & Modified Immunological Prods With Or Not Obtain	129	16.864	31.700	1.702.015
3002109000	Oth Antisera & Blood Fractions & Modif Immunological Prods	51.309	110.957	2.223.798	3.971.308
3002201000	Tetanus Toxoid	0	10.351	0	29.562
3002202000	Pertusis, Measles, Meningitis A/c & Poliovaccine	68	1.914	27.457	583.819
3002209010	Hepatitis Vaccine	260	3.896	28.620	504.513
3002209090	Oth Vaccine For Human Medicine	2.261	44.141	836.442	5.588.626
3002300000	Vaccines For Veterinary Medicine	42.079	245.774	1.879.213	11.016.389
3002900000	Oth Human Blood; Animal Blood Prep For Therapeutic	12.584	52.233	670.625	3.176.976
3003101000	Medicaments Cont Amoxicillin (inn) Not Put Up In Measur Doses-for Retail Sale	6.600	6.600	224.400	224.400
3003109000	Oth Medicam Cont Penicillins Or Drv Not Put Up In Measur. Doses - For Ret Sale	140	1.113	2.129	23.282
3003200000	Medicaments Cont Oth Antibiotics	4.788	24.031	106.707	1.127.207

**I.3. IMPOR MENURUT KOMODITI / IMPORT BY HS COMMODITY**  
**\*\*\* MEI / MAY 2008 \*\*\***

H S	Uraian Komoditi Commodity description	Berat bersih / Net weight (Kg)		Nilai / Value C.I.F ( U S \$ )	
		Bulan ini	Kumulatif	Bulan ini	Kumulatif
		Current month	Cum. Jan. to date	Current month	Cum. Jan. to date
3003390000	Oth Medicaments Cont Hormones Or Oth Prod. - For Retail Sale	9.140	40.977	89.910	598.270
3003400090	Oth Medicaments Cont Alkaloids Or Derivated Thrf But Not Cont Hormones	9.497	9.851	104.280	428.706
3003900000	Oth Medicaments Cont >=2 Constituent	52.575	164.234	920.056	3.474.585
3004101600	Containing Ampicillin,amoxycillin Or Salts Thereof, Of A Kind Taken Orally	0	4.493	0	105.212
3004101900	Oth Medicam Cont Penicillins Or Drv Put Up In Measured Doses-for Retail Sale	0	2.670	0	250.321
3004102100	Medicam Cont Streptomycs-ointment Put Up In Measur Doses-for Retail Sale	0	8.136	0	13.911
3004102900	Medicam Cont Oth Streptomycins Or Therderivat Other Than Ointment	2.111	4.028	135.411	272.262
3004203200	Medicam Cont Erythromycin Or Drv Thereof Ointment	0	4.663	0	35.887
3004203900	Medicaments Cont Erythromycin Or Drv Other For Taking Oralling Or Ointment	59	10.219	22.308	208.761
3004207900	Medicam Cont Chloramphenicols Or Drv Other For Taking Oralling Or Ointment	29.985	74.716	71.133	568.848
3004209100	Medicam Cont Linc, Sulf,iso,pyr Or Drv Thereof For Taking Orally	1.590	5.294	213.312	725.067
3004209900	Medicam Cont Gentamycins Or Drv Thereof For Injection	32.099	150.843	935.087	3.981.521
3004310000	Medicam Cont Insulin-but Not Cont Antibiotics	18.881	43.005	1.602.940	4.418.637
3004324000	Containing Hydrocortisone Sodium Succinate Or Fluocinolone Aceton	178	1.000	58.533	160.467
3004329000	Medic Cont Oth Corticosteroid Hormone	412	4.161	37.222	452.321
3004390000	Oth Medicam Cont Hormon, Adrenalin, Oth Prod Of Hd 29.37, Not Cont Insuline	11.090	399.774	510.496	2.562.498
3004401000	Medicam Cont Morphine/its Derivatives For Injection	0	368	0	57.603
3004405000	Medicam Cont Papaverine Or Berberine	0	25	0	3.000
3004409010	Medicaments Cont Morphine Or Its Drv, For Taking Orally	0	861	0	431.121
3004409090	Medicaments Cont Morphine Or Its Drv, Not For Taking Orally	1.987	95.921	231.026	1.660.845
3004501000	Oth Medicam Cont Syrups & Drops Of Vitamins Of A Kind Suitable For Children	9.599	26.818	82.606	171.693
3004508100	Medicam Cont B Complex Vitamins	0	172	0	4.961
3004508900	Medicam Cont Oth B Complex Vitamin	3.438	10.966	87.077	509.828
3004509000	Oth Medicaments Cont Vitamins Or Oth Prods Of Heading 29.36	57.187	501.599	242.637	2.081.914
3004901000	Specialised Medicines For Cancer, Aids Or Oth Intractable Diseases	4.217	18.615	999.216	6.906.332
3004902000	Oth Medicam Put Up In Measure Dosesclosed Sterile Water For	385	20.856	36.075	243.094
3004903000	Antiseptics	0	213	0	539
3004904900	Oth Anaesthetics Cont Ketaminlidocain	1.219	15.420	122.466	768.384
3004905900	Oth Analgesics, Antipyretics & Med Cont Chlorp Maleat,diclof, Tramadol	6.700	42.687	153.366	432.458
3004906000	Antimalarials Cont Artemisinin,primaq Artesunate Or Chloroquine (inn)	0	731	0	100.705
3004909100	Oth Medicam Put Up In Measur Doses- Cont Sulpiride(inn),cimetidine,rantidin	146.601	1.328.073	310.575	1.327.838
3004909200	Oth Medicam Put Up In Measur Doses- Cont Piroxicam(inn) Or Ibuprofen(inn)	94	163.848	13.809	398.910
3004909300	Oth Medicam Put Up In Measur Doses- Cont Phenobarbital,diazepam,	0	613	0	133.936
3004909910	Oth Medicam Put Up In Measur Doses- Doses Cont Phenobarbital,	54	553	12.600	105.108
3004909990	Oth Infusion Fluids; Nutritional Or Electrolytic Solutions	368.176	3.026.551	15.042.152	56.780.889
3005101000	Adhesive Dressing & Oth Articles Cover Impregnant W/ Pharmaceutical Substc	6.332	86.742	83.696	697.883
3005109000	Oth Adhesive Dressings & Oth Articles Having An Adhesive Layer	6.626	51.840	126.843	590.276
3005901000	Bandages	46.489	83.741	277.144	643.247
3005902000	Gauze	5.121	23.069	16.350	68.664
3005909000	Oth Wadding, Impregnat/coated With Pharmaceutic Subst Or Put Up In Forms	14.481	56.401	550.277	982.245
3006101000	Sterile Absorbable Surgical Or Dental Yarn; Sterile Surgical Or Dental	0	23.161	0	79.755
3006109000	Sterile Surgical Catgut,similar Sterile Suture Matt & Sterile Tissue	4.376	18.171	453.746	1.581.181
3006200000	Blood-grouping Reagents	537	6.902	126.056	512.308
3006303000	Oth Microbial Diagnostic Reagents	0	1.898	0	11.118
3006309000	Oth Opacifying Prep For X-ray Exam, Diagnostic Reagents Design To Be	303.751	1.003.428	669.177	2.136.504
3006401000	Dental Cements & Oth Dental Fillings	802	8.755	28.016	291.408
3006402000	Bone Reconstruct Cements	45	154	3.618	10.642
3006500000	First-aid Boxes & Kits	1.304	4.836	21.646	93.175
3006600000	Chemical Contraceptive Prep Based On Hormones	0	9.767	0	2.359.689
3006700000	Gel Prep Designed To Be Used In Human Or Vet Medic For Parts Of The Body	1.693	13.458	24.795	239.993
3006920000	Waste Pharmaceuticals	9.297	9.402	13.563	20.414
3101001100	Supplement Fertilizers In Liquid Form, Not Chemical Treat-of Solely Vegetable	18.632	79.580	16.007	71.839
3101001900	Oth Thn Supplemnt Fertilizr In Liquid Form,not Chemical Treat Solely Vegetable	1.110.000	3.996.000	180.649	581.527
3101009100	Oth Animal Or Vegetable Fertilisers, Supplement Fertilizers In Liquid Form	6.675	64.069	59.711	97.476
3101009900	Oth Animal Or Vegetable Fertilisers,oth Thn Supplemnt Fertilizr In Liquid Form	0	51.897	0	36.133
3102100000	Urea, With Or Not In Aqueous Solution	286.455	726.634	152.219	383.755
3102210000	Ammonium Sulphate	24.800.031	169.735.994	7.636.918	40.502.211
3102290000	Oth Double Salts & Mix Of Ammonium Sulphate & Ammonium Nitrate	20.000	40.006	24.000	48.218
3102300000	Ammonium Nitrate, With Or Not In Aqueous Solutions	37.448.931	135.081.205	14.525.204	49.380.116
3102400000	Mixt Of Ammonium Nitrate With Calcium Carbonate Or Oth Inorganic Non-fertilis	36.359	48.113	42.095	71.066
3102500000	Sodium Nitrate	614.260	3.030.464	277.854	1.281.402
3102600000	Double Salts & Mixtures Of Calcium Nitrate & Ammonium Nitrate	2.646.000	7.285.303	979.885	2.437.021
3102900000	Oth Mineral Or Chem Fertilisers, Nitrogenous Inc Mixt	0	44.728	0	46.425
3103101000	Superphosphates, Feed Grade	0	5.000.090	0	2.777.355
3103109000	Other Suoerphosphates	28.733.500	317.555.394	17.711.385	129.959.797
3103901000	Calined Phosphatic Fertiliser	620.000	980.277	132.680	208.367
3103909000	Oth Mineral Or Chemical Fertilisers, Phospatic	70.560.700	243.011.718	11.065.159	38.722.835
3104200000	Potassium Chloride	326.362.752	973.245.598	183.670.123	474.378.130
3104300000	Potassium Sulphate	1.127.001	7.499.335	560.299	3.378.752
3104900000	Oth Potassium Salts	4.998.145	23.603.938	3.052.652	10.391.945
3105100000	Mineral Or Chemic Fertilisers,tablet Or Similar Forms-pack Of A Weight < 10kg	1	621	16	13.235
3105200000	Mineral Or Chemical Fertiliser Cont The Elements Nitro.phosphor & Potassium	33.155.033	194.508.985	17.159.913	87.189.212
3105300000	Diammonium Hydrogenorthophosphate (diammonium Phosphate)	0	525.000	0	314.750
3105400000	Ammonium Dihydrogenorthophosphate (monoammonium Phosphate)	21.252	33.248.503	18.794	17.225.227
3105510000	Oth Mineral Or Chemical Fertilisers Cont Nitrates & Phosphates	365.500	11.206.286	354.535	3.010.661
3105590000	Oth Mineral Or Chemical Fertilisers Cont Nitrogen & Phosphorus	1.037.098	7.030.677	1.298.742	4.391.995
3105600000	Mineral Or Chemical Fertilisers Cont Elements Phosphorus & Potassium	71.549	26.113.126	72.150	10.738.380
3105900000	Oth Mineral Or Chemical Fertilisers, In Tablets Or In Pack < 10kg	851.040	1.272.684	385.007	623.170
3201100000	Quebracho Extract	6.243	290.890	15.589	469.995
3201200000	Wattle Extract	125.000	240.530	119.926	261.729
3201901000	Gambier	0	157	0	475

**I.3. IMPOR MENURUT KOMODITI / IMPORT BY HS COMMODITY**  
**\*\*\* MEI / MAY 2008 \*\*\***

H S	Uraian Komoditi Commodity description	Berat bersih / Net weight (Kg)		Nilai / Value C.I.F ( U S \$ )	
		Bulan ini	Kumulatif	Bulan ini	Kumulatif
		Current month	Cum. Jan. to date	Current month	Cum. Jan. to date
3201909000	Oth Tanning Extract Of Vegetable Origin Tannis & Their Salts, Esters & Oth Drv	81.011	157.722	45.418	159.393
3202100000	Synthetic Organic Tanning Substances	508.288	3.030.800	534.829	3.549.604
3202900000	Oth Inorgan Tanning Subst;tanning Prep With Or Not Cont Natural Tanning Subs	203.598	1.381.805	308.825	1.810.641
3203001000	Coloring Matter Of Vegetable Or Animal Suitable For Use In Food Or Drink	3.226	115.218	74.024	766.822
3203009000	Oth Coloring Matter Of Vegetable Or Animal Not Suitable For Use In Food	2.215	74.614	45.517	714.637
3204111000	Disperse Dyes Crude & Preparat Based & Preparat Based Thereon, Crude	1.009.603	4.330.846	4.109.584	16.974.088
3204119000	Other Disperse Dyes And Preparation Based Theron	706.033	3.096.040	2.619.340	10.453.305
3204121000	Aciddyes Whether Or Not Premetallised	42.954	182.897	198.251	901.483
3204129000	Oth Acid Dyes Whether Or Not Premetal Lised & Preparation Based Thereon	35.164	165.409	217.377	1.021.330
3204130000	Basic Dyes & Preparat Based Thereon	57.533	203.331	235.571	884.787
3204140000	Direct Dyes & Preparat Based Thereon	668.904	2.868.118	2.937.491	14.921.977
3204150000	Vat Dyes (incl Those Usable In That State Pigments) & Prep Based Thereon	232.163	1.052.770	761.959	3.791.087
3204160000	Reactive Dyes & Preparations Based Thereof	657.875	3.178.935	3.526.519	15.958.298
3204170010	Synthet Organ Pigment In Powder Form	958.638	4.265.611	6.609.447	29.485.007
3204170090	Oth Pigments & Preparat Based Thereon	1.077.685	3.868.899	3.295.575	12.225.364
3204190000	Oth Synthetic Organic Coloring Matter, Incl Mix Of Coloring	679.774	3.651.668	1.688.757	8.224.458
3204200000	Synthetic Organic Prods Of A Kind Used As Fluorescent Brightening Agent	373.479	1.931.768	1.548.380	8.176.602
3204900000	Oth Synthetic Organic Coloring, Matter, W/ Or Not Chemically Defined	203.568	677.845	535.810	1.989.782
3205000000	Color Lakes; Preparat As Specified In Based On Color Lakes	46.248	565.928	219.358	1.587.922
3206111000	Pigment Base On Titanium Dioxide Cont Weight >= 80 %, On Dry Matter	3.495.166	19.813.635	7.175.491	40.240.001
3206119000	Preparate Base On Titanium Dioxide, Cont Weight >= 80 %, On Dry Matter	179.713	763.615	622.489	2.221.176
3206191000	Pigment Base On Titanium Dioxide Cont Weight < 80 %, On Dry Matter	100.882	407.273	242.613	1.155.152
3206199000	Preparate Base On Titanium Dioxide, Cont Weight < 80 %, On Dry Matter	195.532	561.928	650.679	2.765.054
3206201000	Chrome Yellow,chrome Green,molybdat Orange/red Base On Chromium Comp	140.060	580.371	525.430	2.343.552
3206209000	Oth Pigments & Prep Based On Chromium Compounds	29.181	208.390	175.190	944.180
3206411000	Preparations Of Inorganic Pigments Ultramine Pre Based Thereon	388	15.806	3.820	61.515
3206419000	Oth Ultramarine & Preparations Based Thereon	68.276	457.436	109.216	731.788
3206421000	Prep Of Inorganic Pigments- Litophone Based On Sulphide	0	42.144	0	28.710
3206429000	Oth Litophone & Oth Pigments & Prep Based On Sulphide	166.700	757.837	102.487	415.195
3206491000	Prep Of Inorganic Pigment Based On Oth Hexacyanoferrat (ferro&ferrycyanides)	86.937	374.631	252.249	1.157.137
3206499000	Oth Pigment & Prep Based On Hexacyano Ferrates(ferrocyanides & Ferricyanides)	223.279	1.409.587	1.054.985	5.747.696
3206501000	Prep Of Inorganic Pigment Of A Kind Used Luminophores	18.394	234.795	135.198	1.290.451
3206509000	Oth Inorganic Prods Of A Kind Used As Luminophores	8.297	854.611	103.924	1.440.455
3207100000	Prepared Pigments, Prep Opacifiers Prep Colors & Similar Prep	718.861	3.555.661	2.574.449	11.594.513
3207201000	Enamel Frits	750.100	3.006.137	542.167	2.649.131
3207209000	Oth Vitrifiable Enamels & Glazes, Engobe (slips) Similar Prep	585.651	3.557.410	569.631	3.520.719
3207300000	Liquid Lustres & Similar Preparations	3.942	135.180	53.314	588.168
3207400000	Glass Frit & Oth Glass, In The Form Of Powder Granules Or Flakes	8.936.809	43.319.039	4.441.587	24.412.475
3208101100	Varnishes>100-c Hr,based On Polyester For Dental Use, Dispersed In A Non Aqueo	14.138	106.939	68.440	815.702
3208101900	Oth Varnishes Based On Polyesters <100-c Hr,disper In A Nonaqueous	108.601	553.666	600.347	2.750.607
3208109000	Other Paints & Varnishe (incl Enamels & Lacquers Polyester Dispers, Non Aqueous	706.193	3.092.179	2.340.400	9.562.675
3208204000	Anti-fouling/anti-corrosive Paints For Ships Hull Base On Acrylic/vinyl Polymer	266.307	1.683.515	974.982	5.804.087
3208207000	Varnishes (including Lacquers), Of A Kind Used In Dentistry	64	157	1.028	4.746
3208209000	Other Paints & Varnishes (incl Enamels& Lacquers) Based On Acrylic/vinyl Polymer	272.240	1.599.295	1.283.372	6.569.060
3208901100	Varnishes (incl.lacquers),exceed >=100c Heat-resistant Used In Dentistry	54.253	90.656	195.150	325.163
3208901900	Varnishes (incl.lacquers),exceed >=100c Heat-resistant Used In Oth Than Dentist	182.454	980.605	985.871	4.388.658
3208902100	Varnishes (incl.lacquers),exceed <100c Heat-resistant Used In Dentistry	0	630	0	5.874
3208902900	Varnishes (incl.lacquers),exceed <100c Heat-resistant Used In Oth Than Dentist	324.320	1.647.742	1.458.547	6.720.108
3208909000	Oth Paints & Varnishes Dispersin A Nonaqueous	471.638	1.625.615	2.301.704	8.592.123
3209101000	Varnishes(inc Lacquer)>100c Hr-acrylic Vinyl Polymer, Dispers In A Aqueous	68.978	378.922	237.588	1.249.638
3209104000	Leather Paints-based On Acrylic Or Vinyl Polymers Dispers In A Aqueous	16.659	180.529	28.527	306.818
3209105000	Anti-fouling/corrosive Paints For Ships Hulls-acrylic/vynil Polymers	47.861	372.941	117.949	1.249.547
3209109000	Oth Paints & Varnishes Dispers A Aqueous Medium	410.159	2.141.221	657.906	3.341.301
3209900000	Oth Paints Based On Others Varnishes Dispers In A Aqueous Medium	279.100	1.394.120	794.594	3.995.863
3210001100	Varnishes (incl Lacquers) > =100c Hr Of A Kind Used For Finishing Leather	214	29.651	2.547	161.099
3210001900	Varnishes (incl Lacquers) < 100c Hr Of A Kind Used For Finishing Leather	10.373	63.792	24.780	160.349
3210002000	Distempers Of A Kind Used For Finishing Leather	0	1.471	0	2.091
3210003000	Prepared Water Pigments Of A Kind Used For Finishing Leather	35.051	412.149	82.784	995.651
3210005000	Polyurethane Tar Coating Of A Kind Used For Finishing Leather	2	23.252	254	93.635
3210009000	Other Paints & Varnishes Of A Kind Used For Finishing Leather	194.490	982.532	523.496	2.880.192
3211000000	Prepared Driers	43.230	340.613	248.603	1.644.752
3212100000	Stamping Foils	79.099	313.856	316.278	1.806.483
3212901100	Aluminium Paste	157.390	753.951	963.066	4.991.256
3212901200	Oth Pigments (incl Metallic Powder & Flakes),for Leather-dispers,non Aqueous	1.655	93.961	9.303	335.801
3212901900	Oth Pigments (incl Metallic Powder & Flakes), Dispers In Non-aqueous Media	45.041	156.745	208.137	843.015
3212902100	Dyes Or Oth Coloring Matter In Forms For Ret Sale-suitable For Food Or Drink	4.687	37.797	23.653	71.923
3212902900	Oth Dyes Or Oth Coloring Matter In Forms Or Pack For Retail Sale	23.314	216.232	150.897	1.033.736
3213100000	Colors In Set, In Tablet, Tubes, Jars, Bottles, Pans Or In Similar Forms/pack	27.766	98.315	46.910	169.685
3213900000	Oth Artist, Students Or Signboard, In Tablet,tubes,jars,bottles, Pans Or Other	71.220	185.073	260.982	920.178
3214100000	Glaziers Putty, Grafting Putty, Cements Caulking Compound	164.762	1.211.327	898.227	4.016.974
3214900000	Oth Painters Fillings; Non-refractory Surfacing Preparat For Facades	869.611	5.305.437	1.691.295	4.895.497
3215111000	Printing Uv Curable Inks-black	18.544	95.626	68.760	3.024.472
3215119000	Printing Other Than Uv Curable Inks- Black	125.103	728.769	1.160.850	3.593.842
3215190000	Printing Inks, Other Than Black	557.447	2.156.793	3.457.751	19.448.643
3215901000	Carbon Mass For One Time Carbon Paper	36.001	38.904	50.596	91.590
3215906000	Drawing Ink And Writing Ink	30.016	93.122	319.566	954.984
3215909000	Oth Printing Ink, Writing/drawing Ink With Or Not Concentrated Or Solid	110.719	632.321	561.617	2.578.530
3301120000	Pharmaceutical Grade - Of Orange And Oth Essential Oils Of Orange	33.371	160.266	139.878	602.620
3301130000	Pharmaceutical Grade - Of Lemone And Oth Essential Oils Of Lemone	10.740	63.172	207.609	1.172.340
3301190000	Other Essential Oils Of Citrus Fruit	23.306	115.262	129.018	819.680
3301240000	Essential Oils - Of Peppermint (mentha Piperita)	1.994	32.523	119.956	886.469

**I.3. IMPOR MENURUT KOMODITI / IMPORT BY HS COMMODITY**  
**\*\*\* MEI / MAY 2008 \*\*\***

H S	Uraian Komoditi Commodity description	Berat bersih / Net weight (Kg)		Nilai / Value C.I.F ( U S \$ )	
		Bulan ini	Kumulatif	Bulan ini	Kumulatif
		Current month	Cum. Jan. to date	Current month	Cum. Jan. to date
3301250000	Pharmaceutical Grade - Of Oth Mints Oth Essential Oils Of Oth Mints	22.443	66.402	160.549	573.318
3301291100	Pharmaceutical Grade Of Lemon Grass Of Citronela, Cinnamon, Ginger, Cardamon	738	18.679	15.208	118.479
3301291200	Pharmaceutical Grade Of Sandalwood	0	1	0	2
3301291900	Oth Pharmaceutical Grade-essential Oils Oth Than Those Of Citronella	18.362	179.830	119.604	1.223.364
3301299100	Oth Pharmaceutical Grade Of Lemon Grass Of Citronella, Cinnamon, Ginger	12.290	13.027	24.235	54.567
3301299200	Essential Oils Of Sandalwood, Oth Than Pharmaceutical Grade	0	143	0	16.801
3301299900	Oth Essential Oils-oth Than Pharmaceutical Grade	53.968	293.763	648.514	3.097.774
3301300000	Resinoids	5.321	25.424	95.849	335.197
3301901000	Aqueous Distillates & Solutions Of Essential Oils Suitable For Medic Use	105	14.681	1.740	33.471
3301909000	Oth Essential Oils (terpeneless Or Not), Incl Concretes& Absolutes; Resinoids	46.894	153.946	257.494	922.420
3302101000	Odoriferous Alcoholic Prep For The Alcohol Beverages, Liquid Form	10.069	10.070	35.717	35.718
3302102000	Odoriferous Alcoholic Prep For The Alcoholic Beverage, In Oth Form	1	1	10	10
3302109000	Oth Mixed Of Odoriferous Of A Kind Used In The Food Or Drink Industries	164.315	739.908	1.727.169	8.033.910
3302900000	Oth Prep Based On Odoriferous Substances For The Manufacture Of Beverages	1.759.094	8.273.665	21.294.410	102.981.245
3303000000	Perfumes & Toilet Waters	116.403	1.020.134	1.367.015	8.954.163
3304100000	Lip Make-up Preparations	42.791	225.148	707.291	2.881.011
3304200000	Eye Make-up Preparations	54.068	214.782	462.437	3.395.228
3304300000	Manicure Or Pedicure Preparation	59.251	124.485	152.879	597.250
3304910000	Powders, Whether Or Not Compressed	43.828	245.551	652.106	2.724.721
3304991000	Face & Skin Creams & Lotions	1.860.266	4.285.906	7.557.371	21.506.824
3304992000	Anti-acne Creams	121	9.058	546	140.899
3304999000	Oth Beauty/make-up Prep & Prep For The Care Of The Skin (oth Than Medicamts)	151.370	884.609	1.515.132	13.237.735
3305100000	Anti-mycosis Shampoos & Other Shampoos	1.985.307	9.600.600	7.867.813	36.118.078
3305200000	Preparat For Permanent Waving Or Straightening	13.291	66.681	97.994	365.088
3305300000	Hair Lacquers	6.467	21.965	88.017	240.298
3305900000	Others Preparations For Use On The Hair	346.713	1.570.511	1.330.806	6.832.247
3306101000	Prophylactic Pastes & Powders	5.269	224.132	86.557	1.461.204
3306109000	Others Dentifrices	14.982	45.044	38.824	118.205
3306200000	Yarn Used To Clean Between The Teeth (denital-floss)	1.346	4.133	12.641	31.871
3306900000	Oth Prep For Oral/dental Hygiene, Incl. Denture Fix-ative Pastes & Powder,retail	35.176	165.856	152.243	536.088
3307100000	Pre-shave, Shaving Or After-shave Preparations	3.345	24.561	37.254	315.867
3307200000	Personal Deodorants & Antiperspirants	76.556	317.181	548.346	2.174.942
3307300000	Perfumed Bath Salts & Oth Bath Preparations	81.758	219.274	101.410	379.960
3307410000	Oth Agarbatti & Oth Odoriferous Prep. Which Operate By Burning	308.532	1.434.262	156.715	1.038.468
3307491000	Room Perfuming Preparations	29.431	108.258	122.608	406.395
3307499000	Oth Prep For Perfuming Or Deodor Rooms, Incl Odoriferous Preparat Use Religious	37.001	187.268	313.798	1.225.910
3307901000	Animal Toilet Preparations	2.029	6.831	13.363	33.188
3307902000	Contact Lens Solution	39.299	198.113	105.599	542.051
3307903000	Papers & Tissues, Impregnated Or Coated With Perfume Or Cosmetics	2.247	26.214	5.430	43.185
3307904000	Other Perfumery Or Cosmetics Including Depilatories	142	7.186	744	13.417
3307909000	Oth Pre-shave, Cosmetic Or Toilet Prep, Prep Rooms Deodorisers, W/ Or Perfuming	3.350	80.442	12.455	358.505
3401110000	Soap, Organic Surface-active-for Toilet Use-medicated Prods	90.737	373.541	178.377	916.083
3401112000	Bath Soap	523.075	1.736.524	725.608	2.372.963
3401113000	Oth Toilet Use,of Felt Or Nonwovens, Im Pregnated,coat With Soap Or Detergent	0	4	0	15
3401119000	Oth Soap & Organic Surface For Toilet Use	9.489	70.890	23.503	192.384
3401191000	Oth Than For Toilet Use-felt/nonwovens Impregnated,coat With Soap Or Detergent	0	16	0	79
3401199000	Oth Soap & Organic Surface Other Than For Toilet Use	1.765	27.482	2.928	47.323
3401201000	Soap In Oth Form For Flotation Deinking Or Recycled Paper	0	95.079	0	167.400
3401209000	Soap In Oth Forms, Other Than Chips	1.092.459	2.548.826	1.367.820	3.385.583
3401300000	Organic Surface-active Prods & Prep For Washing In The Liquid, Put For Ret Sale	21.364	83.993	345.842	1.085.505
3402111000	Organic Surface-active Agents, With/not For Retail Sale; Sulphated Fatty Alcohol	251.938	1.120.315	539.062	2.952.606
3402112000	Wetting Agents Used In The Manufacture Of Herbicide	1	1	9	9
3402119000	Oth Anionic-organic Surface-active Agent With Or Not Put Up For Retail Sale	246.702	1.066.204	706.468	3.040.578
3402121000	Wetting Agents Used In The Manuf Of Herbiced-cationic	166.828	646.252	230.215	1.015.223
3402129000	Oth Cationic-organic Surface-active Agent With/not Put Up For Retail Sale	467.408	3.065.101	1.267.867	7.680.125
3402130000	Organic Surface-active Agents,with Or Not For Retail Sale; Non-ionic	1.451.071	8.052.148	3.704.956	18.828.702
3402190000	Oth Organic Surface-active Agents,with Or Not Up For Retail Sale	602.027	3.555.364	1.183.126	7.536.156
3402201100	Anionic Surface Active Prep. In Liquid Form-put Up For Retail Sale	32.127	126.322	100.707	342.588
3402201200	Anionic Washing Prep & Cleaning Prep, Incl Bleach Cleans,liquid Form, Retail	71.858	122.227	116.821	454.826
3402201300	Oth Surface Active Preparations- In Liquid Form, For Retail Sale	26.614	337.006	42.819	633.767
3402201900	Oth Wash Prep & Clean Prep,incl Bleach Cleans & Degreas Prep,liquid, Retail	83.741	920.997	346.106	3.944.134
3402209100	Anionic Surface Active Prep. Oth Than In Liquid Form-for Retail Sale	1.482	3.224	33.474	38.512
3402209200	Anionic Washing Prep & Clean Prep, Incl Bleach,cleans-oth Than Liquid,retail	233.338	3.940.145	144.914	2.196.050
3402209300	Oth Surface Active Preparation-oth Than In Liquid-for Retail Sale	1.330	37.834	6.676	113.930
3402209900	Oth Wash Prep & Clean Prep,incl Bleach Cleans, Oth Than Liquid, Retail Sale	33.385	293.082	97.182	819.709
3402901100	Anionic Surface Active Preparat-liquid Not Put Up For Retail Sale	299.915	1.591.681	906.088	4.052.134
3402901200	Oth Anionic Wash Prep & Clean Prep, Incl Bleach,liquid,not For Retail Sale	310.595	1.007.509	313.166	2.063.110
3402901300	Anionic Washing Prep.or Cleaning Incl.bleaching, Cleansing Or Degreasing	354.313	1.646.769	683.264	2.044.745
3402901400	Oth Organic Surface Active In Liquid Form, Wetting Agents	5.916	96.284	20.784	295.614
3402901500	Oth Organic Surface Active In Liquid Form, Not Wetting Agents	158.502	865.593	407.320	1.921.630
3402901900	Oth Wash Prep & Clean Prep,incl Bleach Cleans, In Liquid-not For Retail Sale	198.418	1.451.363	548.977	3.581.158
3402909100	Anionic Surface Active Preparations,oth Than Liquid- Not For Retail Sale	34.827	223.035	74.897	597.822
3402909200	Anionic Wash Prep & Clean Prep,incl Bleach,cleans-not Liquid-not Retail	21.703	282.206	45.946	332.387
3402909300	Anionic Surface-active Prep,not Liquid Form Not For Retail Sale	139.946	1.058.407	362.069	1.209.605
3402909400	Anionic Surface-active Prep, Not Liquid Form, Wetting Agents Not For Retail Sale	9.967	44.334	30.926	137.679
3402909500	Anionic Surface-active Prep, Not Liquid Form,not Wett Agents Not For Retail Sale	422.489	4.187.689	616.268	6.001.013
3402909900	Oth Wash/lean Prep,incl Bleach Cleans Oth Than Liquid-not For Retail Sale	254.107	956.356	589.852	2.356.545
3403111100	Liquid Lubricating Oil Prep, For Treatm Of Textile,or Oth Materials, Cont Petrol	49.468	212.165	80.278	656.306
3403111900	Oth Liquid Preprtion For The Treatment Textile Or Oth Materials, Cont Petroleum	17.049	93.496	43.299	271.725
3403119000	Oth Prepar For The Treatment Of Textile Materials,oth Than Liquid,cont Petroleum	6.405	187.532	41.152	787.131
3403191100	Liquid Oil For Aircraft Engine Cont. Petroils/oils Obtain. Bituminous Mineral	0	9.704	0	74.604

**I.3. IMPOR MENURUT KOMODITI / IMPORT BY HS COMMODITY**  
**\*\*\* MEI / MAY 2008 \*\*\***

H S	Uraian Komoditi Commodity description	Berat bersih / Net weight (Kg)		Nilai / Value C.I.F ( U S \$ )	
		Bulan ini	Kumulatif	Bulan ini	Kumulatif
		Current month	Cum. Jan. to date	Current month	Cum. Jan. to date
3403191200	Other Liquid Prep Content Silicone Oil, Cont Petrole Oils,or Bituminous Mineral	3	3	129	129
3403191900	Other Liquid For Other Purposes Cont Petrol Oil Or Bituminous Mineral Oils	5.963.630	20.586.977	11.451.736	39.231.354
3403199000	Oth Lubricating Prep Cont Petroleum Oil	1.063.367	6.527.420	2.599.085	14.521.999
3403911100	Liquid Prep Cont Silicone Oil-for Treat Of Textile,or Oth Matt,not Cont Petrol	86.204	392.016	273.321	1.578.331
3403911900	Liquid Prep For Treatment Of Textile Mater,not Cont Petroleum Oil & Silicone	245.722	1.368.424	696.641	3.213.053
3403919000	Liquid Preparat For Treatment Of Textil Or The Materials, Not Cont Petroleum Oil	810.508	5.496.159	1.641.622	10.281.613
3403991100	Liquid Oil For Aircraft Engine Not Cont Petroleum Oils Or Oils Obtain Bitumin	0	210	0	5.321
3403991200	Other Liquid Prep Content Silicone Oil Cont Petrol Oil,or Bituminous Mineral	7	15	102	1.236
3403991900	Other Liquid For Other Purpose Not Cont Petroleum Oil Or Bituminous Mineral Oils	1.056.557	1.210.142	1.239.320	1.940.979
3403999000	Preparat For Treat Of Textile,leather Oth Mater,not Cont Petrol Oil,not Liquid	219.769	1.031.435	944.963	4.350.903
3404200000	Artificial Waxes & Prepared Waxes,of Poly(oxyethylene) (polyethylene Glycol)	339.230	1.852.352	685.145	4.025.305
3404900000	Oth Artificial Waxes & Prepared Waxes.	872.492	4.915.532	2.459.873	11.802.010
3405100000	Polishes, Creams & Similar Preparat For Wear Or Leather	24.015	197.744	141.505	1.214.651
3405200000	Polishes,creams & Similar Prep For The Maintenance Of Wooden Furniture	1.386	7.118	7.912	33.965
3405300000	Polishes & Similar Prep For Coachwork, Other Than Metal Polishes	4.733	96.042	59.746	277.194
3405401000	Abrasive Lapping & Honing,in The Form Of Flour,scouring Pastes & Powder	6.652	29.293	98.473	202.873
3405409000	Oth Scouring Pastes & Powders & Other Scouring Preparations	65.163	195.018	172.788	546.863
3405901000	Metal Polishers	9.518	143.740	129.240	323.286
3405909000	Oth Polishes & Cream, For Footwear, Furniture, Floors	48.006	196.069	120.574	484.383
3406000000	Candles, Tapers & The Like.	101.490	329.296	152.261	495.195
3407001000	Modelling Pastes, Incl Those Put Up For Childrens Amusement	8.953	41.075	13.066	118.955
3407002000	Prep Known As "dental Wax", In Sets, In Packings,retail Sale Or In Plates	8	91	65	6.099
3407003000	Other Preparations For Use In Dentistry, With A Basis Of Plaster (of Calcined	20.292	56.662	33.237	170.376
3501100000	Casein	225.320	1.098.414	2.429.894	12.132.260
3501901000	Caseinates & Other Casein Derivatives	74.808	499.736	998.020	6.074.183
3501902000	Casein Glues	0	22.478	0	381.120
3502110000	Egg Albumin - Dried	27	3.575	946	19.746
3502190000	Egg Albumin - Oth Than Dried	186	618	2.789	7.809
3502200000	Milk Albumin,incl Concentrates Of >= 2 Whey Proteins	32.803	244.310	266.302	2.249.938
3502900000	Oth Egg Albumin	10.249	18.603	47.362	100.963
3503001000	Glues Of Animal Origin	78.480	206.413	96.381	364.725
3503002000	Gelatin In Powder Form With Bloating Level A-250 Or B-230 Or More	47.008	304.149	115.013	887.224
3503003000	Isinglass	0	16.829	0	28.278
3503009000	Oth Gelatin Derivatives,isinglass,other Glue Of Animal Origin,excl Casein Glues	167.310	1.118.288	809.186	4.626.010
3504000000	Peptones And Their Derivatives, Other Protein Substances And Their	700.943	2.854.365	2.010.352	7.364.106
3505101000	Dextrins, Soluble Or Roasted Starches	4.726.326	15.321.441	3.600.057	11.221.367
3505109000	Oth Dextrins & Oth Modified Starches	9.358.123	37.279.199	7.598.423	29.581.364
3505200000	Glues Based On Starches/dextrins	484.838	2.186.570	864.820	4.161.062
3506100000	Prods Suitable For Use As Glues/adhesive For Ret Sale As Glues/adhesives < 1 Kg	162.558	1.261.095	838.318	4.498.425
3506910000	Adhesives Based On Polymers Of Heading 39.01 To 39.13 Or On Rubber	1.073.201	4.909.018	2.676.510	12.076.938
3506990000	Oth Prepared Glues & Oth Prepared Adhesives, Nes	1.126.835	7.567.361	4.081.682	22.053.458
3507100000	Rennet & Concentrates Thereof	45	3.147	3.230	55.855
3507900000	Oth Enzymes; Prepared Enzymes Nes Or Include	364.348	1.696.676	2.148.471	9.156.728
3601000000	Propellent Powders	268	34.807	3.000	725.698
3602000000	Prepared Explosive, Oth Than Propellent Powders	556.239	917.118	1.729.232	5.192.925
3603001000	Semi-fuses, Elemented Caps, Signal Tubes	0	417.970	0	6.048.910
3603002000	Safety Fuses Or Detonating Fuses	58.377	150.190	2.091.711	2.944.859
3603009000	Oth Safety Fuses, Detonat Fuses, Percus Sion Detonat Caps,igniters,electric Dtn	84.576	771.573	1.221.217	7.219.058
3604100000	Firecrackers And Other Fireworks	1.259.869	1.531.222	1.130.474	1.313.026
3604901000	Distress Signal Equipment	108	37.496	1.147	49.680
3604909000	Oth Signalling Flaers, Rain Rocket, For Signal & Oth Pyrotechnic Articles	41	1.108	1.053	13.897
3605000000	Matches,oth Than Pyrotechnic Article Of 36.04, In Pack Of >= 100 Matches	1	389	4	604
3606100000	Liquid/liquified-gas Fuel In Containers Used For Filling Or Refilling <= 300 Cm	44.322	70.901	74.644	115.077
3606901000	Solid Or Semi-solid Fuels, Solidified Alcohol & Oth Similar Prepared Fuels	18.345	39.957	58.992	116.535
3606902000	Lighter Flints	13.337	24.713	37.174	220.788
3606903000	Oth Ferro-cerium & Oth Pyrophoric Alloy In All Forms	0	14.112	0	15.540
3606904000	Resin Torches, Firelighters & The Like	0	4.098	0	21.252
3606909000	Oth Articles Of Combustible Material As Specified Note 2 To This Chapter.	3.020	73.922	11.005	172.372
3701100000	Photographic Plates & Film In The Flat For X-ray	52.924	252.969	880.666	3.518.605
3701200000	Instant Print Film	106	25.433	2.815	223.235
3701300000	Oth Plates & Film, With Any Side>255 Mm Specially For Printing Industri	338.237	1.568.782	3.757.063	11.529.768
3701910000	Oth Plates &film For Color Photogrhap (polychrome)	15.521	184.756	42.611	431.621
3701990000	Oth Plats &film Photogrhap(polychrome) Specially Manuf For Printing Indust	120	61.300	4.287	195.362
3702100000	Film For X-ray	4.822	9.504	336.676	559.991
3702310000	Oth Film,without Perforat,of Width Not Exceed 105 Mm For Photograp(polychrome)	38	54	5.101	7.561
3702324000	Instant Print Film In Bands Of Width >= 16 Mm & Length >=120m	0	464	0	775
3702329000	Oth Film With Silver Halide Emulsi, Of A Width < 105 Mm	227	983	272	1.634
3702395000	Oth Film, Without Perforat, Of A Width < 105 Mm Special Prep For Medical Serv	0	33.287	0	53.144
3702399000	Oth Film Without Perforations Of A Width < 105 Mm	0	1.198	0	1.440
3702419000	Film For Use Oth Than In Medical,surgi Cal,dental Or Veterinary Sciences	9.551	43.481	373.275	1.752.084
3702429000	Film Oth Than For Color Photogr,width > 610mm, Length >200m	0	1.336	0	8.787
3702433000	Infra Red Transparent Film, Width > 610 Mm, Length < 200 M	2.855	24.125	52.661	270.321
3702435000	Film, Width > 610mm, Length < 200m Specially Prepared For Medical Service	2.160	15.374	25.515	245.443
3702439000	Oth Film Of Width > 610 Mm & Length < 120 M	6.563	19.888	26.086	124.179
3702443000	Infra Red Transparent Film, 105mm < Width < 610mm	646	16.944	11.916	191.726
3702445000	Film, 105mm< Width<610mm, Specially Prepared For Medical Service	1.432	41.941	25.088	424.688
3702449000	Oth Film, 105mm < Width < 610 Mm & Length < 120m	11.663	13.045	52.996	75.952
3702519000	Oth Film For Color Photo Width < 6mm, Length < 14 M	0	70	0	333
3702522000	Film For Color Photo Width<6mm, Length >14 M, For Cinematography	416	655	35.923	56.712
3702529000	Film For Color Photo Width<16mm, Length > 14 M	0	9	0	2.163
3702549000	Oth Film For Color Photo16mm<width<35mm, Length<30m, Oth Than For Slides	11.050	13.287	19.912	23.932



**I.3. IMPOR MENURUT KOMODITI / IMPORT BY HS COMMODITY**  
**\*\*\* MEI / MAY 2008 \*\*\***

H S	Uraian Komoditi Commodity description	Berat bersih / Net weight (Kg)		Nilai / Value C.I.F ( U S \$ )	
		Bulan ini	Kumulatif	Bulan ini	Kumulatif
		Current month	Cum. Jan. to date	Current month	Cum. Jan. to date
3702552000	Film For Color Photo 16mm< Width<35mm, Length<30m, For Cinematography	818	1.717	70.146	144.645
3702559000	Oth Film 16mm< Width<35mm, Length> 30m For Color Photography	15.308	56.090	438.911	1.468.497
3702569000	Oth Film Width> 35mm, For Color Photography	0	2.928	0	3.188
3702914000	Infra Red Transparent Film Oth Than Color Photog Width < 16mm	0	1	0	203
3702939000	Oth Film Oth Than For Color Photo 16mm< Width<35mm, Length<30m	0	1.425	0	12.308
3702949000	Oth Film 16mm< Width<35mm, Length<30m, Oth Than For Color Photography	0	1.126	0	3.298
3702956000	Film Oth Than For Color Photo Width > 35 Mm Prepared For Medical Service	91	9.206	177	48.203
3702959000	Oth Film Oth Than For Color Photography	0	547	0	28.117
3703100000	Photographic Paper, Paperboard&textil, Unexposed, Rolls,width Of 610-1000mm	1.245	106.811	11.718	137.165
3703200000	Oth Photograph Paper, Sensitis, Unex- Posed For Color Photography	165.151	806.017	582.508	4.123.646
3703900000	Oth Photograph Paper, Paperboard & Text Sensitised, Unexposed.	175.352	641.872	427.995	1.168.170
3704001000	Plate & Film For X-ray,unexposed But Not Developed	0	56.651	0	333.860
3704009000	Oth Photograph Plates,film,paper,paper- Board & Textiles,expos But Not Developed	22.416	156.561	37.583	342.392
3705100000	Photograph Plates & Film, Exposed & Developed,for Offset Reproduc	7.489	60.545	9.198	73.904
3705901000	Photograph Plates & Film, Exposed & Developed,for X-ray	0	249	0	14.072
3705902000	Microfilms, Exposed And Developed	0	4.240	0	2.091
3705909000	Oth Photograph Plates & Film,expos & Developed,oth Than Cinematographic Film	16	15.390	59	86.757
3706101000	Newsreels,travelogues,technical & Scien- Tic Film Exposed&developed,width>=35mm	3.798	14.899	283.218	1.084.753
3706109000	Oth Cinematograph Film, Expos & Deve- Loped Of A Width >= 35 Mm	1.211	8.037	89.121	590.898
3706909000	Oth Cinematgrhic Film,expos & Develop With Or Not Incorporating Soundtrack	0	3.285	0	27.995
3707100000	Sensitising Emulsion,for Photo Use (oth Than Varnishes, Glues, Adhesives),retail	14.393	57.334	137.801	207.299
3707901000	Flashlight Materials, Unmixed Prods For Photog Uses,put Up In Measur Portions	0	2.198	0	33.688
3707909000	Oth Chemical Prep For Photographic Uses, Put In Measur Portions, Ready For Use	404.710	2.039.957	1.409.725	8.822.161
3801100000	Artificial Graphit,in The Form Of Paste Blocks,plates Or Oth Semimanufact	86.723	280.123	299.605	1.165.811
3801200000	Colloidal/semi-colloidal Graphite, In Pastes,blocks,plates Or Oth Semimanufac	410	411.904	5.468	704.327
3801300000	Carbonaceous Pastes For Electrodes & Similar Paste & For Furnace Linings	1.461.621	3.859.926	1.244.335	3.338.549
3801900000	Oth Artificial Graphit;colloidal Or Semi Graphite,pastes, Blocks Or Plates	33.495	211.468	147.808	955.820
3802100000	Activated Carbon, Including Spent Animal Black	295.696	1.351.602	507.579	2.149.763
3802901000	Activated Bauxite, Including Spent Animal Black	112.276	552.276	49.400	221.396
3802902000	Activated Clays & Activated Earth, Incl Spent Animal Black	20.000	245.182	8.800	122.808
3802909000	Oth Activat Natural Mineral Prod,animal Black Include Spent Animal Black	666.807	3.580.985	424.896	2.103.248
3803000000	Tall Oil, Whether Or Not Refined.	5.233	127.344	10.441	210.468
3804001000	Concentrated Sulphite Lye	87	412.436	479	417.902
3804009000	Oth Residual Lyes From Woodpulp With Or Not Concentrat,desugar Or Chemical	496.898	4.416.044	590.179	5.428.570
3805100000	Gum, Wood Or Sulphate Turpentine Oils	408.535	436.278	611.078	677.200
3805900000	Oth Terpenic Oil Produc By The Distillat Of Coniferous Wood & Oth Crude Paracy	160.016	707.392	264.204	1.069.211
3806100000	Rosin & Resin Acids	12.750	489.260	49.549	632.962
3806200000	Salt Of Rosin,of Resin Acid, Of Drv Or Resin Acid,oth Than Salt Of Rosin Addict	825	3.030	2.840	8.657
3806301000	Ester Gums - In Blocks	250	250	2.847	2.847
3806309000	Ester Gums - In Oth Forms	141.485	770.036	374.845	1.695.385
3806901000	Run Gums In Blocks	0	4	0	50
3806909000	Oth Derivates Rosin & Resin Acids Thereof	291.495	1.548.722	355.661	2.197.193
3807000000	Wood Creosote	32.000	233.329	18.400	244.770
3808501100	Intermediate Preparations For The Manufacture Of Insecticides,subhd Note 1	65.480	387.979	691.840	3.768.958
3808501200	Insecticides In The Form Of Mosquito Coils/mosquito Coil Powder, Subhd Note 1	0	20.281	0	19.590
3808501900	Insecticides, In Oth Form, Subhd Note 1	432.046	2.657.664	877.828	8.850.133
3808502000	Fungicides, Subhd Note 1	346.316	2.095.504	1.148.946	8.155.083
3808503000	Herbicides, Anti-sprouting Products And Plant-growth Regulators, Subhd Note 1	310.267	4.035.402	962.270	9.427.237
3808504000	Disinfectants, Subhd Note 1	25.919	147.948	113.897	481.795
3808509100	Wood Preserv, Being Prep Oth Than Sur Face Coat,cont Insect/fungi Subhd Note 1	0	10.000	0	61.500
3808509900	Oth Disinfect,smlar Product,put Up In Form/pack For Retl Sale, Subhd 1	24.751	113.145	176.029	696.022
3808911000	Intermediate Preparation For The Mnfact Of Insecticides, Not Subhd Note 1	42.703	286.386	966.699	5.052.814
3808912000	Insecticide In The Form Of Mosquito Coil /mosquito Coil Powder, Not Subhd Note 1	0	100.815	0	179.932
3808919000	Insecticides, In Oth Form, Not Subhd Note 1	132.832	1.344.940	799.226	5.340.326
3808920000	Fungicides, Not Subhd Note 1	472.057	1.595.980	1.868.379	7.198.061
3808930000	Herbicides, Anti-sprouting Products And Plant-growth Regulator, Not Subhd Note 1	871.649	6.338.074	3.685.549	23.556.615
3808940000	Disinfectants, Not Subhd Note 1	27.691	158.473	99.190	561.049
3808991000	Wood Preserv,being Prep Oth Than Surface Coat,cont Insect/fungi Not Subhd Note 1	0	9.861	0	51.381
3808999000	Oth Disinfect,smlar Product, Put Up In Form/pack For Retl Sale,not Subhd Note 1	15.938	101.543	76.109	850.575
3809100000	Oth Finish Agent,dye Carriers To Acele With A Basis Of Amylaceous Substances	308.854	1.931.570	314.010	1.641.415
3809910000	Oth Finish Agent,dye Carriers To Acele Kind Used In The Textile Or Like Indust	1.590.106	7.844.361	3.578.753	17.679.642
3809920000	Oth Finish Agent,dye Carriers To Acele Kind Used In The Paper Or Like Indust	1.510.559	7.118.624	3.673.351	17.067.132
3809930000	Oth Finish Agent,dye Carriers To Acele Kind Used In The Leather Or Like Indust	472.339	2.014.632	1.159.615	5.423.849
3810100000	Pickling Prep For Metal Surf, Soldering, Brazing, Welding Powders	1.117.989	4.370.341	2.760.846	9.850.730
3810900000	Other Prep Of A Kind Used As Cores Or Coating For Weld Electrodes Or Rods	994.720	3.110.183	2.553.492	7.919.001
3811110000	Anti-knock Preparation, Based On Lead Based On Lead Compound	199	27.751	4.945	115.177
3811190000	Oth Anti-knock Preparations	113.168	461.689	392.652	1.831.652
3811211000	Additive For Lubricat Oils,cont Petrol Oil & Oil Obtain From Bitumin,retail	14.735	120.291	25.017	321.044
3811219000	Additive For Lubricat Oils,cont Petrol Oil & Oil Obtain From Bitumin,not Retail	4.137.459	14.322.569	10.635.281	34.798.041
3811290000	Oth Additive For Lubricat Oils,cont Petrol Oil & Oil Obtain From Otrmn Miner	242.761	2.231.605	677.457	5.052.710
3811901000	Anti Knock Prep., Rust Preventativ & Corrosion Inhibitors	142.707	656.548	601.258	2.892.712
3811909000	Oth Anti-knock Prep.,for Mineral Oil Liquid Used As Mineral Oils	672.425	1.596.019	2.076.346	5.421.986
3812100000	Prepared Rubber Accelerators	1.110.129	5.368.023	2.955.309	14.355.493
3812200000	Compound Plasticisers For Rubber Or Plastics	787.651	4.345.474	1.271.227	6.751.507
3812301000	White Carbon	172.118	944.665	205.617	1.359.005
3812309000	Oth Anti Oxidising Prep & Oth Compound Stabilisers For Rubber Or Plastics	1.521.827	8.265.072	4.866.985	24.713.844
3813000000	Prep. & Charge For Fire-extinguisher Charged Fire-extinguishing Grenades	469.334	1.069.751	464.180	1.985.687
3814000000	Organic Composite Solvents & Thinners, Prepared Paint Or Varnish Removers	926.374	4.862.487	2.049.667	11.074.752
3815110000	Supported Catalyst,with Nickel/nickel Compounds As The Active Substance	51.033	259.642	684.853	3.914.294
3815120000	Supported Catalyst, With Precious Metal Compounds As The Active Substance	5.720	184.457	763.396	19.173.519
3815190000	Oth Supported Catalysts	484.319	978.027	9.539.491	13.699.463

I.3. IMPOR MENURUT KOMODITI / IMPORT BY HS COMMODITY  
 \*\*\* MEI / MAY 2008 \*\*\*

H S	Uraian Komoditi Commodity description	Berat bersih / Net weight (Kg)		Nilai / Value C.I.F ( U S \$ )	
		Bulan ini	Kumulatif	Bulan ini	Kumulatif
		Current month	Cum. Jan. to date	Current month	Cum. Jan. to date
3815900000	Oth Reaction Initiators, reaction Accele Rators Catalytic Prep, nes Or Incld	2.365.202	7.865.647	6.390.864	23.031.726
3816001000	Refractory Cements, Mortars, Concretes	3.328.603	11.274.348	1.627.800	5.882.866
3816009000	Oth Refractory Cements, Mortars, Concret	1.830.172	9.878.519	1.206.655	6.163.350
3817000000	Mixed Alkylbenzenes & Mixed Alkyl Naphthalanes Oth Than Head 2707 Or 2902	3.966.541	21.621.308	7.103.421	36.801.124
3818000000	Wafers/discs With Silicon Content	23.484	201.718	789.253	2.905.499
3819000000	Hyd Brake Fluids&oth For Hyd Trnsmssion Whether Or Not Cont<70% Weight Of	181.564	2.141.665	480.003	4.378.756
3820000000	Anti-freezing Preparations & Prepared And Prepared De-icing Fluids	9.013	200.666	39.809	539.222
3821001000	Prepared Culture Media For Development	12.377	38.918	320.710	1.096.410
3821009000	Oth Prepared Culture Media For Development	5.836	111.965	228.048	895.021
3822001000	Plate, sheet, film, Foil&strip Of Plastic Impreghtd/coated With Diag. Reagents	7.975	45.771	322.893	1.893.522
3822002000	Paperboard, cellulose Wadding&web Fibre Impreghtd/coated With Diag. Reagents	4.255	53.032	227.814	1.145.218
3822003000	Sterilisation Indicator Strips & Tapes Oth Thn Heading 3002 Or 3006	97	2.148	2.952	36.398
3822009000	Oth Diagnostic/lab Reagents & Prepared Whether Or Not Head 30.02 Or 30.06	142.862	674.486	2.516.066	11.464.286
3823110000	Stearic Acids	270.961	1.186.628	436.632	1.503.395
3823120000	Oleic Acids	47.296	266.949	82.512	470.800
3823130000	Tall Oils Fatty Acids	705.770	1.567.703	876.596	2.046.252
3823191000	Acids Oil From Refining	360	84.434	1.597	101.742
3823199000	Oth Industrial Monocarboxylic Fatty Acid	450.794	2.496.062	804.874	5.108.237
3823701000	Industry Fatty Alcohols In The Form Of Wax	0	27.400	0	53.090
3823709000	Oth Industry Fatty Alcohols In The Form Of Wax	659.895	3.522.645	1.457.208	6.576.923
3824100000	Prepared Binders For Foundry Moulds Or Core	268.188	1.162.912	363.918	2.056.341
3824300000	Non-agglomerated Metal Carbides Mixed Together With Metallic Binders	384	3.022	6.840	71.494
3824400000	Prepared Additives For Cements, Mortars Or Concretes	1.299.406	6.085.638	1.910.219	10.491.865
3824500000	Non-refractory Mortars & Concretes	37.518	154.746	69.112	374.601
3824600000	Sorbitol Oth Than That Of Subheading 2905.44	125.300	283.152	87.547	225.757
3824720000	Mix Cont Halogenated, Drv Methane, ethane Cont Bromochlorodi(tri)fluoromethane	0	1.042	0	3.386
3824750000	Mix Cont Halogenated, Drv Methane, ethane Containing Carbon Tetrachloride	0	10	0	1.001
3824760000	Mix Cont Halogenated, Drv Methane, ethane Cont 1,1,1,3-chloroethan(methyl Chlrfm	0	1.715	0	15.825
3824780000	Mix Cont Halogenated, Drv Methane, ethane Cont Pfc Or Hcfc But Not Cfc Or Hcfc	3.415	38.838	35.028	76.462
3824790000	Other Mix Cont Halogenated, Drv Methane, Ethane	248.774	1.058.802	794.365	2.930.683
3824810000	Mix & Preparation Containing Oxirane (ethylene Oxide)	0	8.888	0	33.857
3824820000	Mix & Preparation Containing Pbbs, Pcbs , Pcts	0	20	0	566
3824830000	Mixtures & Preparation Containing Tris(2,3-dibromopropyl) Phosphat	0	30	0	1.031
3824901000	Ink Removers, stencil Correctors&oth, Corrector Fluids In Package	85.155	402.360	203.489	1.469.548
3824902000	Mixtures Of Chemical, Of A Kind Used In Manufactured Of Foodstuff	27.217	71.456	68.574	210.257
3824903000	Copying Pastes With A Basis Of Gelatin Presented In Bulk/ready To Use	2	3.002	50	35.358
3824904000	Composite Inorganic Solvents	650.783	2.181.825	318.722	1.078.022
3824905000	Acetone Oil	1.718	4.175	22.415	47.564
3824906000	Preparations/mixtures Cont Monosodium Glutamate	345	36.344	3.455	340.900
3824909000	Oth Prods & Preparations Cont Cfc-11, 12, 115, And Halon	5.649.030	27.252.707	13.921.057	65.494.368
3825690000	Oth Wastes From Chemical/allied Indust Oth Than Cont.organic Constituent	0	50	0	72
3825900000	Oth Residual Prods Of The Chemical/ Allied Industry	1.116	31.541	7.134	390.883
3901103000	Polyethylene < 0,94 In Liquids Or Pastes	48.431	400.089	135.695	954.524
3901109010	Polymers Of Ethylene, In Granule Form	13.293.050	68.819.654	21.858.665	111.345.590
3901109090	Polymers Of Ethylene Other Form	2.283.294	14.568.886	3.943.092	24.572.848
3901200000	Polyethylene Having A Specific Gravity 0.94 Or More	10.341.566	47.192.247	17.134.616	75.313.864
3901303000	Ethylene-vinyl Acetate Copolymers In Liquid Or Pastes	1.263.779	5.303.822	1.581.156	6.478.841
3901309000	Ethylene-vinyl Acetate Copolymers In Other Form	2.274.610	11.424.356	4.500.184	21.702.442
3901903000	Oth Polymers Of Ethylene In Liquid Or Pastes	36.553	186.383	73.081	360.201
3901909000	Oth Polymers Of Ethylene In Other Form	6.961.671	47.129.262	9.831.054	61.299.988
3902101000	Polypropylene In Powder Form	1.070.188	3.925.279	1.811.265	6.327.774
3902102000	Polypropylene In Granule Form	15.888.895	86.040.298	25.358.461	133.503.566
3902109000	Polypropylene In Other Form	1.486.550	8.795.322	1.705.523	10.126.036
3902203000	Polysobutylene Liquids/pastes	61.280	275.503	255.249	899.627
3902209000	Polysobutylene In Oth Forms	162.560	1.101.292	393.796	2.011.935
3902303000	Propylene Copolymers In Liquid Or Pastes	57.684	591.715	101.175	940.360
3902309010	Propylene Copolymers In Granule Form	12.380.237	58.869.865	18.320.661	84.583.156
3902309090	Propylene Copolymers In Other Form	304.327	6.537.872	537.239	9.667.458
3902903000	Oth Polymers Of Propylene In Liquid Or Pastes	17.319	66.981	34.552	146.951
3902909000	Oth Polymers Of Propylene In Other Form	1.725.121	6.324.157	3.423.945	12.380.533
3903110000	Expansible Polymers Of Styrene	1.328.370	9.523.917	2.435.851	15.857.371
3903190000	Other Polymers Of Styrene	1.918.663	20.292.733	3.606.861	33.042.355
3903203000	Styrene-acrylonitrile (san) Copolymers In Aqueous Dispersion	134.440	315.973	142.436	399.519
3903209000	Oth Styrene-acrylonitrile (san) Copolymers	327.023	2.470.971	632.945	4.926.262
3903303000	Acrylonitrile-butadiene-styrene (abs) Copolymers In Aqueous Dispersion	160.051	573.643	314.390	1.358.269
3903309000	Acrylonitrile-butadiene-styrene Copolymers In Other Form	4.960.527	27.135.221	9.636.242	52.566.452
3903903000	Oth Polymers Of Styrene In Aqueous Dispersion	175.724	581.985	241.732	845.635
3903909000	Oth Polymers Of Styrene In Other Form	284.683	1.229.389	581.483	2.720.118
3904101000	Pvc Homopolymers, Suspension Type Not Mixed With Oth Substances	901.893	1.618.475	303.836	774.460
3904109000	Pvc In Other Form	2.848.229	13.465.172	4.490.199	20.952.361
3904210000	Oth Poly(vinyl Chloride) Non Plasticised	92.067	651.096	63.506	481.403
3904220000	Oth Poly(vinyl Chloride) Plasticised	377.883	1.937.865	635.939	2.747.146
3904300000	Vinyl Chloride-vinyl Acetate Copolymers	147.366	880.504	369.081	2.285.819
3904400000	Other Vinyl Chloride Copolymers	94.804	536.142	320.863	1.696.835
3904504000	Vinylidene Chloride Polymr In Dispersion	0	6.606	0	15.423
3904509000	Vinylidene Chloride Polymers In Other Form	85.874	1.039.850	224.317	1.257.238
3904610000	Fluoro-polymers Polytetrafluoroethylene	17.112	103.074	85.193	612.041
3904693000	Fluoro-polymers Polytetrafluoroethylene Dispersions	3.371	6.494	26.988	39.928
3904699000	Oth Fluoro-polymers In Other Form	4.004	29.549	16.490	342.814
3904903000	Oth Fluoro-polymer Polytetrafluoroethyl Dispersions	1.144	1.172	27.869	28.231
3904909000	Oth Polymers Vinyl Chloride In Oth Forms	5.696	60.195	51.478	222.925

I.3. IMPOR MENURUT KOMODITI / IMPORT BY HS COMMODITY  
 \*\*\* MEI / MAY 2008 \*\*\*

H S	Uraian Komoditi Commodity description	Berat bersih / Net weight (Kg)		Nilai / Value C.I.F ( U S \$ )	
		Bulan ini	Kumulatif	Bulan ini	Kumulatif
		Current month	Cum. Jan. to date	Current month	Cum. Jan. to date
3905120000	Poly(vinyl Acetate) In Aqueous Dispersions	73.872	715.693	89.360	938.489
3905190000	Other Poly(vinyl Acetate)	127.987	1.692.470	427.909	2.658.227
3905210000	Vinyl Acetate Copolymers In Aqueous Dispersions	738.353	1.848.521	741.897	1.863.097
3905290000	Other Vinyl Acetate Copolymers	99.424	444.911	283.277	1.172.810
3905301000	Poly (vinyl Alcohol) In Aqueous Dispersions	116	13.728	1.120	13.286
3905309000	Poly (vinyl Alcohol) In Other Form	1.946.696	8.282.723	5.543.562	21.264.073
3905910000	Copolymers Of Vinyl Acetate Or Of Other Vinylester	44.369	481.130	313.758	1.895.807
3905990000	Oth Polymer Of Vinyl Acetate/oth Vinyl Esters;oth Vinyl Polymers; Primary Form	77.268	279.247	321.659	2.067.967
3906101000	Poly(methyl Methacrylate) In Aqueous Dispersions	20.181	213.418	45.514	481.266
3906109000	Oth Poly(methyl Methacrylate) In Other Form	604.662	2.987.211	1.397.018	6.635.001
3906901100	Oth Acrylic Copolymers In Aqueous Dispersions	596.143	1.922.875	947.017	3.654.890
3906901900	Oth Acrylic Copolymers In Other Forms	667.258	3.124.027	1.542.687	7.024.157
3906909100	Oth Acrylic Polymers In Aqueous Dispersions	469.481	2.240.255	677.028	3.075.260
3906909900	Oth Acrylic Polymers In Other Forms	2.449.204	10.708.437	6.879.886	28.259.759
3907100000	Polycetals	873.365	4.433.795	1.505.412	10.088.105
3907200000	Other Polyethers	3.699.349	16.953.668	7.262.645	30.976.299
3907302000	Epoxide Resins Based Powder Coating	27.157	419.938	124.263	1.894.347
3907303000	Epoxide Resins In Liquids/pastes	742.062	4.199.937	2.976.266	16.024.958
3907309000	Epoxide Resins In Oth Form	1.606.703	6.032.847	5.657.435	21.307.154
3907400000	Polycarbonates	2.771.872	12.794.989	7.586.762	35.100.325
3907500000	Alkyd Resins	71.575	632.901	188.463	1.226.531
3907601000	Poly(ethylene Terephthalate) In Aqueous Dispersions	2.113	27.472	10.397	61.569
3907609000	Poly(ethylene Terephthalate) In Oth Form	5.087.223	30.386.288	7.693.145	45.488.060
3907700000	Poly(lactic Acid)	261	22.392	2.886	57.865
3907912000	Oth Polyesters Unsaturated In Chip Form	13.531	99.507	42.774	261.209
3907919000	Oth Polyesters Unsaturated In Oth Form	363.951	1.622.328	775.860	3.362.497
3907994000	Oth Polyester Saturated Based Powder Coating	107.947	156.016	347.095	585.352
3907999000	Oth Polyesters Saturated In Oth Form	3.583.802	17.861.922	5.648.988	30.050.758
3908101000	Polyamides In Primary Forms, Polyamide-6	4.861.077	22.353.665	13.558.525	61.247.850
3908109000	Oth Polymde-6,-11,-12,-6,6,-6,9,-6,10	1.138.632	4.966.608	3.379.939	14.088.286
3908900000	Other Polyamides	297.978	1.871.137	912.339	5.953.697
3909101000	Urea Resins, Thiourea Resin In Moulding Compound	278.040	1.146.492	360.381	2.314.547
3909109000	Other Urea Resins	502.117	2.218.155	1.032.153	3.655.679
3909201000	Melamine Resins In Moulding Compound	307.275	1.970.539	803.324	4.625.202
3909209000	Other Melamine Resins	93.334	1.090.191	269.095	2.342.324
3909301000	Oth Amino-resins In Moulding Compound	264.452	627.053	267.045	730.872
3909309000	Oth Amino-resins, Oth Thn Moulding Compound	363.235	2.058.534	690.239	4.124.146
3909401000	Phenolic Resins In Moulding Compound	21.261	115.000	95.301	390.579
3909409000	Other Phenolic Resins	1.286.607	5.415.744	2.626.311	10.809.472
3909500000	Polyurethanes	1.508.345	8.400.594	5.071.634	26.628.120
3910002000	Silicones In Dispersions Or In The Form Of Solutions	524.735	2.861.134	1.958.365	10.077.216
3910009000	Silicones In Oth Forms	622.327	2.850.777	2.792.719	12.751.583
3911101000	Petroleum,coumarone,indene/ CoumaroneInde In Liquid Or Pastes	116.513	768.126	223.614	1.384.896
3911109000	Petroleum, Coumarone, Indene/coumarone Indene In Oth Form	1.353.152	5.578.250	2.709.378	10.197.038
3911900000	Oth Petroleum, Coumarone, Indene/ CoumaroneIndene In Oth Form	1.135.664	5.893.499	3.065.887	15.703.608
3912110000	Cellulose Acetates Non-plasticised	13.579	43.405	13.380	57.903
3912120000	Cellulose Acetates Plasticised	5.122	10.005	33.131	66.726
3912201100	Water-based Semi-finished Nitrocellulose Cellulose Nitrates Non Plasticised	0	15.105	0	31.522
3912201900	Oth Cellulose Nitrates Non Plasticised	403.604	2.056.689	916.978	4.530.939
3912202000	Cellulose Nitrates Plasticised	77.733	219.389	174.573	488.187
3912310000	Carboxymethylcellulose & Its Salts	545.280	2.624.068	1.406.884	6.667.121
3912390000	Oth Cellulose Ethers	211.103	1.355.892	1.406.629	7.877.748
3912902010	Regenerated Cellulose	26.337	75.380	59.000	195.365
3912902090	Other Regenerated Cellulose	145.193	518.364	657.594	2.655.956
3912909000	Oth Cellulose In Other Form	177.705	871.915	631.172	3.310.978
3913100000	Alginic Acid, Its Salts & Esters	137.366	525.620	742.729	2.849.717
3913900000	Oth Natural Polymers & Its Modified, In Primary Form	236.470	1.303.732	1.128.898	5.530.841
3914001000	Ion-exchangers Based On Plymrs Of Head Of A Kind Used	95.906	681.611	147.280	1.449.620
3914009000	Oth Ion-exchangers Based On Plymrs Of Head Of A Kind Used	260.893	956.226	750.992	3.726.008
3915100000	Waste, Parings & Scrap, Of Polymers Of Ethylene	1	1.202	622	22.643
3915200000	Waste, Parings & Scrap, Of Polymers Of Stylene	541	564	10.892	13.132
3915909000	Waste, Parings & Scrap, Of Other Plastic	819.372	2.606.011	86.011	349.485
3916101000	Monofilament Of Polymers Of Ethylene Chloride	6.311	65.558	11.491	309.261
3916102000	Monofilament Of Polymers Of Ethylene Rods, Sticks And Profile Shapes	5.788	70.104	45.977	173.285
3916201000	Monofilament Of Polymers Of Vinyl Chloride	59.428	212.744	145.378	501.770
3916202000	Monofilament Of Polymers Of Vinyl Rods, Sticks And Profile Shapes	86.153	497.368	235.827	1.359.149
3916904000	Monofilament Of Other Plastics Of Hardened Proteins	284	41.728	6.375	82.734
3916909000	Oth Monofilament Of Other Plastics	229.069	757.289	1.045.154	3.297.433
3917101000	Artificial Guts (sausage Casings) Of Hardened Proteins	7.993	19.803	141.047	464.623
3917109000	Artificial Guts (sausage Casings) Of Cellulosic Materials	82.555	285.994	848.232	2.782.332
3917210000	Tube,pipe,hose,fitting Therefor Of Plastic Of Polymers Of Ethylene	38.013	189.571	117.601	570.730
3917220000	Tube,pipe,hose,fitting Therefor Of Plastic Of Polymers Of Propylene	19.788	85.566	85.515	331.549
3917230000	Tube,pipe,hose,fitting Therefor Of Plastic Of Polymers Of Vinyl Chloride	394.430	1.383.993	498.423	1.819.315
3917290000	Tube,pipe,hose,fitting Therefor Of Plastic Of Other Plastics	341.710	3.151.875	792.380	9.680.747
3917310000	Flexible Tubes, Pipes And Hoses Have A Minimum Burst Pressure Of 27.6 Mpa	125.867	606.203	316.270	2.382.301
3917321000	Sausage & Ham Casings, Without Fittings Of Plastics	1.602	19.708	10.787	79.439
3917329000	Oth Unflexible Tubes, Pipes & Hoses, Not Reinforced, Without Fittings	345.885	880.177	353.536	1.598.439
3917330000	Oth, Not Reinforced/otherwise Combined With Oth Materials/fittings Of 3917.30	28.626	41.386	69.825	163.635
3917390000	Oth Tubes, Pipes And Hoses	330.504	1.365.654	552.402	3.016.699
3917400000	Fittings Of Plastics	241.118	1.200.974	675.371	4.345.781
3918101100	Tiles Of Polymers Of Vinyl Chloride	11.276	116.550	32.584	149.559

I.3. IMPOR MENURUT KOMODITI / IMPORT BY HS COMMODITY  
 \*\*\* MEI / MAY 2008 \*\*\*

H S	Uraian Komoditi Commodity description	Berat bersih / Net weight (Kg)		Nilai / Value C.I.F ( U S \$ )	
		Bulan ini	Kumulatif	Bulan ini	Kumulatif
		Current month	Cum. Jan. to date	Current month	Cum. Jan. to date
3918101900	Oth Floor Covering Of Polymers Of Vinyl Chloride	2.362.494	10.399.371	1.093.290	4.534.567
3918109000	Wall Or Ceiling Coverings Of Polymers Of Vinyl Chloride	1.262.110	3.994.435	501.833	2.352.094
3918901100	Tiles, Of Polyethylene	107.951	746.547	276.126	1.825.254
3918901300	Oth Floor Coverings Of Polyethylene	192.019	1.350.354	170.322	2.466.352
3918901900	Oth Floor Coverings Of Oth Plastics	103.122	358.178	156.399	442.624
3918909100	Wall Or Ceiling Covering Of Polyethylene	563.808	2.324.644	551.793	1.880.603
3918909900	Wall Or Ceiling Coverings Of Oth Plastic	155.283	618.849	203.787	917.688
3919101000	Tape In Roll,width=<20cm, Of Polymers Of Vinyl Chloride	132.729	618.315	341.797	1.735.867
3919102100	Tape In Roll,width=<20cm,of Polyethylene Used In Mfctre Of Telephonc/elect Wire	35.255	273.511	208.761	1.104.980
3919102900	Tape In Roll,width=<20cm,of Polyethylene Used For Oth	245.220	1.332.659	902.830	4.837.252
3919109000	Oth Self-adhesive Plate, Sheet,film,in Roll, Width =<20 Cm, Of Oth Plastics	409.687	2.423.053	1.977.403	10.912.165
3919901000	Oth Self-adhesive Plates, Sheets, Film, Foil, Tape Of Polymers Of Vinyl Chloride	58.320	1.249.650	308.844	3.016.778
3919909000	Oth Self-adhesive Plates, Sheets, Film, Foil, Tape, Strip Of Plastics	2.017.443	9.159.577	4.777.577	20.270.596
3920100000	Oth Tape Of Polymer Of Ethylene,not For Mfg Of Telephonic/electric Wire	1.872.816	12.273.578	4.512.111	27.187.369
3920200010	Bopp Film, Of Polymers Of Propylene	3.390.746	17.691.587	7.087.078	34.945.214
3920200090	Oth Tape Of Polymer Of Propylene Used As An Adhesive By Melting	948.226	3.781.823	1.796.781	6.477.955
3920301000	Polymers Of Styrene Used As An Adhesive By Melting	66.692	223.556	100.421	379.043
3920309000	Polymers Of Styrene Not Used As An Adhesive By Melting	103.490	437.468	250.773	1.111.085
3920430000	Pvc Tape Weight >6% Of Plasticiser Used Ot Than Mfg Of Telephonic/electric Wire	340.103	2.098.774	737.889	4.947.352
3920490000	Other Of Polymers Of Vinyl Chloride	608.894	2.538.879	1.220.281	5.913.166
3920510000	Oth Plate,sheet,film,foilorstrip Of Acry Polymers Of Methyl Methacrylate	142	847	3.179	10.156
3920590000	Oth Plates,sheets,film,foil & Strip Oth Acrylic Polymer Of Methyl Methacrylate	47.685	220.332	571.809	2.178.322
3920610000	Film, Of Polycarbonates	245.764	1.855.363	328.867	3.057.096
3920621000	Film, Of Poly(ethylene Terephthalate) Used As An Adhesive By Melting	427.524	1.580.533	1.057.649	4.115.071
3920629000	Oth Plate,sheet,foil & Strip Of Poly- (ethylene Terephthalate)	74.927	536.579	220.012	1.727.563
3920630000	Tapes, Of Unsaturated Polyesters,	6.912	27.166	52.263	112.691
3920690000	Tapes, Of Oth Polyesters, Used As An Adhesive By Melting	490.774	3.014.193	1.352.420	8.590.398
3920711000	Cellophane Film	90	22.599	4.980	54.662
3920712000	Viscose Tear-off Ribbon, Foil	4.365	757.956	69.326	1.255.276
3920719000	Oth Plate,sheet & Strip Of Regenerated Cellulose Usedoth Than Adhesive By Melti	279.532	429.982	128.960	219.288
3920730000	Cellulose Acetate, Plasticized, Used As An Adhesive By Melting	11	202	1.134	6.094
3920790000	Plate,sheet,foil & Strip Of Oth Cellulos Derivatives	38	75	4.094	9.968
3920911000	Film Of Poly(vinyl Butyral),thickness 0.38-0.76mm Width <= 2m	223.650	997.704	1.418.911	5.407.714
3920919000	Oth Film Of Poly(vinyl Butyral),plate,	85.831	263.826	430.634	1.442.988
3920921000	Plate,sheet,foil & Strip Of Nylon 6 Of Polyamides	1.247	41.613	27.730	263.440
3920922000	Plate,sheet,foil & Strip Of Polyamides, Used As An Adhesive By Melting	122	6.151	1.428	51.678
3920929000	Plate,sheet,foil & Strip Of Oth Polyamides	55.028	180.273	177.255	678.401
3920931000	Plate,sheet,foil & Strip Of Melamine, Of Amino-resins	0	4.060	0	28.338
3920939000	Oth Plate,sheet,foil & Strip Of Amino Used Oth Than An Adhesive By Melting	0	125	0	2.762
3920941000	Phenol Formaldehyde (bakelite) Sheets	78.164	206.439	193.172	534.983
3920949000	Oth Plate,sheet,foil & Strip Of Phenolic Resins	2.404	5.280	13.685	20.343
3920990010	Corrugated Sheets & Plates, Of Other Plastics	25.077	93.815	98.101	263.460
3920990090	Oth Plate,sheet,foil & Strip Of Other Plastics	125.796	560.206	609.906	2.125.668
3921111000	Plates & Sheets, Cellular, Of Polymers Of Styrene	56.336	414.388	68.730	596.214
3921119000	Film, Foil& Oth Strip, Cellular, Of Oth Than Plate And Sheet	14.644	125.519	88.609	540.908
3921120000	Tapes Of Pvc,in Plates & Sheets Form Used As Mfg Telepni/elect.wire	943.883	5.575.190	847.061	4.313.108
3921130000	Plates & Sheets Of Polyurethanes	88.959	394.068	769.349	3.155.512
3921141000	Plates And Sheets Of Regenerated Cellulose	16.737	62.710	48.922	207.316
3921149000	Film,foil & Oth Strip Of Regenerated Cellulose Used In Mfg Telepnic/elect.wir	1.025	83.613	9.046	261.384
3921191000	Tapes In Plate & Sheet, of Oth Plastics	100.525	1.281.593	263.144	1.879.675
3921199000	Tapes In Oth Form,used In The Oth Than Mfg Of Telephonic/electric Wire	1.238.170	5.507.012	1.678.695	6.379.346
3921902000	Plates & Sheets, Not Cellular Plate And Sheet	239.194	809.453	348.484	1.750.774
3921909000	Film,foil & Oth Strip, Not Cellular Oth Than Plate And Sheet	566.855	2.726.667	1.385.916	8.439.083
3922100000	Baths, Shower-baths, Sinks & Washbasins	120.801	625.719	420.883	1.551.612
3922201000	Lavatory Covers Of Plastic	31.845	118.740	129.523	455.782
3922202000	Lavatory Seats, Of Plastics	21.472	39.851	18.711	49.376
3922901100	Parts Of Flushing Cisterns, Of Plastics	1.609	40.839	1.900	152.586
3922901900	Flushing Water Closets (lavatory Pans) And Urinals	3.989	46.184	16.408	292.166
3922909000	Similar Sanitary Ware, Of Plastics	406.715	1.108.511	639.270	1.664.542
3923100000	Boxes Used For Cinematographic Films, Tape And Disks	1.305.161	4.094.129	3.387.156	13.435.233
3923211000	Aseptic Bag Of Polymers Of Ethylene With Aluminium Foil In Forcing Material	32.672	262.009	183.774	1.064.754
3923219000	Oth Sacks & Bags, Of Polymers Of Ethylene	666.546	2.275.057	1.823.444	7.442.585
3923290000	Oth Articles For The Conveyance Or Pack Ing Of Goods Of Oth Plastics	873.975	4.027.031	2.937.860	13.246.597
3923301000	Toothpaste Tubes Container, Of Plastic	790	14.223	14.881	85.879
3923309000	Carboys, Bottles, Flasks & Similar Article, Not Toopaste Tube Container	838.429	3.097.510	3.120.069	12.586.072
3923400000	Spool,cop,bobbin & Similar Support	132.793	702.588	1.675.805	5.362.170
3923500000	Stoppers, Lids, Caps And Other Closures	571.008	1.776.581	2.651.252	8.929.290
3923900000	Oth Articles For The Conveyance/packing Goods Of Plastics	694.409	2.463.411	2.616.494	9.148.376
3924100000	Tableware & Kitchenware	677.601	2.915.073	1.766.046	6.187.640
3924901000	Bed Pans, Urinals (portable Type) & Chamber Pots	19.432	34.252	103.275	178.601
3924909000	Oth Household & Toilet Articles, Of Plastics	659.032	2.430.142	1.200.519	4.961.909
3925100000	Reservoirs,tanks,vats & Similar Contain. Capacity <= 300l	84.954	316.939	195.612	843.869
3925200000	Doors,windows & Their Frames & Thres Hold For Doors	215.804	1.080.464	286.328	1.154.555
3925300000	Shutters,blinds (includ Venetian Blinds) And Similar Articles And Parts	27.071	208.806	36.419	446.348
3925900000	Oth Builders Ware Of Plastics, Not Else Where Specified	793.446	2.609.233	544.281	2.538.250
3926100000	Office Or School Supplies Of Plastics	310.450	1.266.723	673.968	2.458.156
3926206000	Articles Of Apparel Used For Protection Of Plastics	9.455	111.742	122.098	1.068.032
3926209000	Oth Articles Of Plastics, Including Belt	574.418	3.959.006	2.672.562	13.713.444
3926300000	Fittings For Furniture, Coachwork Or The Like	51.571	488.143	128.821	1.496.591
3926400000	Statuettes & Othornamental Articles	64.036	219.650	159.976	542.369
3926901000	Floats For Fishing Nets, Of Plastics	24.624	216.141	163.637	1.133.370

I.3. IMPOR MENURUT KOMODITI / IMPORT BY HS COMMODITY  
 \*\*\* MEI / MAY 2008 \*\*\*

H S	Uraian Komoditi Commodity description	Berat bersih / Net weight (Kg)		Nilai / Value C.I.F ( U S \$ )	
		Bulan ini	Kumulatif	Bulan ini	Kumulatif
		Current month	Cum. Jan. to date	Current month	Cum. Jan. to date
3926902000 Fan & Handscreen, Frame & Handle Thereof And Parts		23.008	87.002	51.922	250.784
3926903200 Plastic Moulds With Denture Prints		0	204	0	16.079
3926903900 Oth Hygienic, Medical & Surgical		100.042	435.452	954.789	3.980.862
3926904100 Police Shields, Of Plastics		0	173	0	3.363
3926904200 Protective Mask & Similar Article For Used In Welding & Similar Works		16.436	74.748	78.416	559.880
3926904400 Life Saving Cushions For Protection Of Persons Falling From Height		2.014	17.521	9.347	84.136
3926904500 Reflected Light Nails, Of Plastics		127	23.278	198	152.698
3926904900 Oth Safety & Protective Devices,		22.549	175.334	208.919	1.665.818
3926905300 Transmission Or Conveyor Belts Or Beltin		67.583	123.475	260.104	753.263
3926905500 Plastic J-hooks & Bunch Blocks For Detonator		14.697	40.893	47.814	132.067
3926905900 Oth Industrial Articles, Of Plastics		373.044	2.270.624	2.179.862	16.111.676
3926906000 Nipple Former,breastshell,nipple Shield, Hand Expression Furnel		99	1.290	94	34.865
3926907000 Corset Busks & Similar Supports For Articles Of Appared Or Clothing Accessor		31.334	82.283	187.486	500.947
3926908000 Cards For Jewelleryorsmall Objects Of Personal Adornment		71.647	329.151	178.247	707.192
3926909000 Oth Articles Of Plastics & Other Material		3.558.804	13.779.228	13.249.312	49.380.268
4001101100 Natural Rubber Latex,cont Ammonia >= 0.5% Catrige Concentrate		439.296	3.054.445	803.446	6.653.618
4001101900 Natural Rubber Latex,cont Ammonia >= 0.5% Processed By Other Methods		16.879	59.681	41.878	155.295
4001102100 Natural Rubber Latex,cont Ammonia < 0.5% Centrifuge Concentrate		0	2.000	0	4.312
4001102900 Natural Rubber Latex,cont Ammonia < 0.5% Processed By Other Methods		446.805	882.221	944.155	2.347.022
4001213000 Natural Rubber In Smoked Sheets, Rss Grade 3		317.685	609.615	95.306	182.885
4001214000 Natural Rubber In Smoked Sheets, Rss Grade 4		100.298	305.963	345.400	1.027.697
4001219000 Natural Rubber In Oth Forms		0	90.722	0	211.464
4001221000 Tsnr, Standard Indonesian Rubber Sir 3 Cv		17.696	17.696	47.040	47.040
4001222000 Tsnr, Oth Standard Indonesian Rubber		0	95.979	0	247.141
4001224000 Tsnr, Specified Singapore Rubber		0	25.549	0	76.058
4001225000 Tsnr, Thai Tested Rubber		0	131	0	8.400
4001229000 Oth Tehnically Specified Natural Rubber (tsnr)		284	816	18.200	52.911
4001291000 Air-dried Sheet,oth Natural Rubber In Other Form		0	12.000	0	40.320
4001292000 Latex Crepe		0	212	0	36
4001293000 Sole Crepe		0	584	0	3.609
4001294000 Remilled Crepe, Including Flat Bark Crepe		21.374	83.154	56.509	224.264
4001295000 Oth Crepe		34.909	104.095	124.100	375.360
4001299000 Oth Natural Rubber In Oth Forms		20.829	117.203	79.509	471.319
4001301100 Jelutong In Primary Form		80	80	103	103
4001301900 Jelutong In Oth Forms		0	26.870	0	23.491
4001309100 Oth Balata,gutta-percha,guayule,chicle Similar, In Primary Form		0	2.102	0	1.672
4001309900 Oth Balata,gutta-percha,guayule,chicle Similar, In Other Form		19.668	249.708	30.519	278.703
4002110000 Styrene-butadiene Rubber (sbr), In Latex Form		1.593.083	5.955.916	2.151.732	8.969.410
4002190000 Carboxylated Styrene-butadiene Rubber (sbr) In Other Form		8.686.237	42.407.996	19.317.299	84.928.000
4002200000 Butadiene Rubber (br)		4.636.796	24.686.268	12.697.759	55.999.898
4002310000 Isobutene-isoprene (butyl) Rubber (iir)		1.386.132	4.685.317	4.507.928	15.834.965
4002390000 Halo Isobutane-isoprene Rubber (ciir Of Biir)		632.576	2.499.856	2.254.297	8.687.779
4002410000 Chloroprene (chlorobutadiene) Rubber In Latex Form		0	111.615	0	394.511
4002490000 Chloroprene (chlorobutadiene) Rubber In Other Form		397.834	1.975.438	1.638.054	8.175.688
4002510000 Acrylonitrile-butadiene Rubber (nbr), In Latex Form		654.314	2.368.985	825.895	3.351.357
4002590000 Acrylonitrile-butadiene Rubber (nbr), In Other Form		516.766	2.087.494	1.257.487	4.955.591
4002601000 Isoprene Rubber (ir) In Primary Forms		34.035	214.290	102.359	598.240
4002609000 Isoprene Rubber (ir) In Other Forms		72.000	411.935	217.644	1.029.394
4002700000 Ethylene-propylene-non-conjugated Diene Rubber (epdm)		782.368	3.852.902	2.085.865	10.675.492
4002801000 Mixture Of Natural Rubber Latex With Syntetic Rubber Latex		48	557	444	11.347
4002809000 Oth Mixture Of Natural Rubber Latex With Syntetic Rubber Latex		37.137	207.982	105.618	615.455
4002911000 Oth Synthetic Rubber Latex & Factice Derived From Oils Of Poly Graft Natural		114.565	691.531	156.152	910.289
4002919000 Oil Synthetic Rubber& Factice Derived From Oils Of Other Latex		13	51.186	302	150.268
4002991000 Oth Synthetic Rubber & Factice Derived From Oils In Oth Form		2.897	93.344	25.265	296.047
4002999000 Oth Synthetic Rubber Latex & Factice Derived From Oils		211.138	740.057	584.139	2.688.082
4003000000 Reclaimed Rubber In Primary Formsoar In Plates, Sheets Or Strips		923.217	4.574.977	484.051	1.915.449
4004000000 Waste,paring & Scrap Of Rubber (oth Hard Rubbers)		762.479	3.998.631	387.956	2.199.212
4005100000 Compounded Rubber With Carbon Black Silica, Unvulcanised		371.809	1.410.413	1.710.717	5.916.762
4005200000 Compounded Rubber With Solutions, Oth Subheading 4005.10		119.314	418.415	148.221	661.523
4005910000 Compounded Rubber,unvulcanised,in Plates, Sheets, & Strip		522.958	2.130.239	857.648	3.295.736
4005990000 Compounded Rubber,unvulcanised,in Oth Form		802.847	2.783.053	802.330	4.195.037
4006100000 "camel-back" Strips For Retreading Rubber Tyres, Unvulcanised		21.748	68.444	16.025	68.041
4006900000 Oth Forms & Articles Of Unvulcanised Rubbers		153.202	768.301	397.869	2.025.507
4007000000 Vulcanised Rubber Thread & Cord.		105.962	950.941	384.653	2.140.224
4008110000 Plates, Sheets, & Strip Of Cellular Rubber		188.651	755.200	740.522	2.473.614
4008190000 Oth Forms Of Cellular Rubber		60.322	217.651	45.950	380.351
4008210000 Plates, Sheets & Strip Of Non-cellular Rubber		88.895	339.647	341.589	1.792.547
4008290000 Oth Forms Of Non-cellular Rubber		89.666	682.264	244.298	1.498.615
4009110000 Tube,pipe & Hose, Not Reinforced/other Material Without Fitting		310.240	2.466.781	1.885.455	12.575.678
4009120000 Tube,pipe & Hose, Not Reinforced/other Material With Fitting		103.108	347.383	637.824	2.996.690
4009211000 Mining Slurry Suction & Discharge Hose, Without Fitting		943	1.379.608	9.075	3.625.282
4009219000 Oth Tube,pipe & Hose,reinforced With Oth Materials Without Fittings		153.990	673.526	1.291.721	6.106.556
4009221000 Mining Slurry Suction & Discharge Hose, With Fittings		16	5.603	205	49.343
4009229000 Oth Tube,pipe & Hose,reinforced With Oth Materials With Fitting		183.156	721.876	627.986	2.129.584
4009311000 Mining Slurry Suction & Discharge Hose, Reinforced W Textile, Without Fitting		0	496	0	11.370
4009319000 Oth Tube,pipe & Hose,reinforced With Textile, Without Fitting		45.135	191.929	536.121	2.358.498
4009321000 Mining Slurry Suction & Discharge Hose, Reinforced W Textile, With Fitting		0	32	0	1.797
4009329000 Oth Tube,pipe & Hose,reinforced With Textile, With Fitting		2.264	37.089	49.038	227.355
4009411000 Mining Slurry Suction & Discharge Hose, Reinforced W Oth Materials, Without Fitt		29.678	109.175	23.434	112.252
4009419000 Oth Tube,pipe & Hose,reinforced With Oth Material, Without Fitting		134.680	604.591	575.113	2.119.548
4009421000 Mining Slurry Suction & Discharge Hose, Reinforced W Oth Materials, With Fitting		142	4.910	6.688	94.004

I.3. IMPOR MENURUT KOMODITI / IMPORT BY HS COMMODITY  
 \*\*\* MEI / MAY 2008 \*\*\*

H S	Uraian Komoditi Commodity description	Berat bersih / Net weight (Kg)		Nilai / Value C.I.F ( U S \$ )	
		Bulan ini	Kumulatif	Bulan ini	Kumulatif
		Current month	Cum. Jan. to date	Current month	Cum. Jan. to date
4009429000	Oth Tube,pipe & Hose,reinforced With Oth Material, With Fitting	483.895	2.094.248	3.597.448	19.448.234
4010111000	Conveyor Belts/belting,reinforced With Metal, Width > 20cm	12.221	21.869	38.231	136.189
4010119000	Conveyor Belts/belting,reinforced With Metal, Width <= 20cm	41.487	286.576	279.823	2.058.675
4010121000	Conveyor Belts/belting,reinforced With Textile, Width > 20cm	11.127	116.051	56.042	254.125
4010129000	Conveyor Belts/belting,reinforced With Textile, Width <= 20cm	269.241	986.114	670.882	3.053.089
4010191000	Oth Conveyor Belts/belting, Reinforced With Oth; Width > 20cm	124.200	311.601	1.299.550	2.121.170
4010199000	Oth Conveyor Belts/belting, Reinforced With Oth; Width <= 20cm	326.379	1.435.723	1.508.740	5.929.435
4010310000	V-belts,v-ribbed, 60cm<outside Circum Ference<=120cm	39.298	143.724	300.649	1.436.992
4010320000	V-belts,oth Than V-ribbed, 60cm<outside Circum Ference<=120cm	3.444	41.631	11.578	83.578
4010330000	V-belts,v-ribbed, 120cm<outside Circum Ference<=240cm	4.016	28.907	110.364	573.710
4010340000	V-belts,oth Than V-ribbed, 120cm<outside Circum Ference<=240cm	37	1.716	1.208	43.141
4010350000	Endless Synchronous Belt, 60cm<outside Circum Ference<=150cm	1.402	22.097	30.033	128.507
4010390000	Oth Transmission Belts/belting	165.744	687.297	1.773.850	7.603.556
4011100000	New Pneumatic Tyres,of Rubber Of A Kind Used On Motor Cars	709.209	4.117.860	1.717.079	10.731.318
4011201000	New Pneumatic Tyre,of Rubber Used On Buses/orries, Width<450mm	1.926.945	5.655.327	2.882.913	9.615.110
4011209000	New Pneumatic Tyre,of Rubber Used On Buses/orries, Width>=450mm	1.468.297	5.441.675	4.522.534	16.939.779
4011300000	New Pneumatic Tyres,of Rubber Of A Kind Used On Aircraft	23.091	91.278	292.243	901.785
4011400000	New Pneumatic Tyres,of Rubber Of A Kind Used On Motorcycles	78.069	918.281	138.203	1.481.743
4011500000	New Pneumatic Tyres,of Rubber Of A Kind Used On Bicycles	157.901	1.047.031	132.741	1.017.574
4011610000	New Pneumatic Tyres,of Rubber Used On Agricultural/forestry Vehicles & Machine	209.698	726.154	631.230	1.950.434
4011620000	New Pneumatic Tyres,of Rubber, Rimsize <61 Cm,used On Const/ind.vehicles Mach.	8.603	132.336	52.652	498.051
4011630000	New Pneumatic Tyre,of Rubber,rin Size >=61cm, Used On Const/ind.vehicles Mach	8.685	9.074	82.445	85.429
4011690000	New Pneumatic Tyre,of Rubber, Used For Oth Purpose	257.056	1.154.036	1.505.341	5.654.490
4011920000	Oth New Pneumatic Tyre,of Rubber,used On Agricul/forestry Vehicles Mach.	138.593	895.025	112.143	2.467.901
4011930000	Oth New Pneumatic Tyre,of Rubber,rimsiz <61 Cm,used On Const/ind.vehicles Mach.	454.885	1.870.102	485.134	2.715.719
4011941000	Oth New Pneumatic Tyre,of Rubber,rimsiz >=61cm, Used On Earth Mov.mach.	45.865	111.795	55.424	102.008
4011949000	Oth New Pneumatic Tyre,of Rubber,rimsiz >=61cm, Used For Oth. Purposer	490.439	2.124.742	3.667.401	12.561.066
4011991000	Oth New Pneumatic Tyre,of Rubber, Used On Vehicles Of Chap.87	2.091.414	9.605.458	14.218.215	57.042.497
4011992000	Oth New Pneumatic Tyre,of Rubber, Used On Earth Moving Mach.	236.231	788.951	2.005.672	6.915.804
4011993000	Oth New Pneumatic Tyre,of Rubber, Used For Oth, Width>450mm	36.685	114.783	158.186	457.903
4011999000	Oth New Pneumatic Tyre,of Rubber, Used For Oth, Width<450mm	416.812	2.983.082	2.345.646	16.925.639
4012110000	Retreaded Tyres,used On Motor Cars	0	1.236	0	10.490
4012129000	Retreaded Tyres,used On Buses/orries, Width>=450mm	0	48	0	926
4012130000	Retreaded Tyres,used On Aircraft	6.396	36.419	27.725	108.096
4012191000	Retreaded Tyres,used On Motorcycles	13.269	37.116	17.477	56.753
4012192000	Retreaded Tyres,used On Bicycles	0	197	0	372
4012199000	Retreaded Tyres,used For Oth Purposed	4.978	72.866	7.311	104.963
4012201000	Used Pneumatic Tyres,used On Motor Cars	0	1.080	0	24.066
4012202900	Used Pneumatic Tyres,used On Buses/ Lorries, Width>=450mm	0	45	0	73
4012206000	Used Pneumatic Tyres,used On Earth Moving Machinery	0	43.700	0	574.191
4012209900	Used Pneumatic Tyres,used On Oth Purposes, Oth Than Of Furskin	0	469	0	1.912
4012901100	Solid Tyres, Of Ext Dia < 100 Mm For Vehicles Of Chapter 87	0	1.609	0	5.937
4012901200	Solid Tyres, 100 Mm< Ext Dia < 100 Mm For Vehicles Of Chapter 87	22	22	385	385
4012901300	Solid Tyres,external Diameter >250 Mm, Width<450mm, Used Of Chap.87.09	40	722	716	1.086
4012901400	Oth Solid Tyres,external Diameter > 250 Width<450mm, Used Of Chap.87.	284	284	3.205	3.205
4012901600	Oth Solid Tyres,external Diameter>250mm, Of A Width > 450 Mm	713	854	3.089	4.110
4012901900	Other Solid Tyres	3.149	50.713	11.916	56.953
4012902100	Solid Tyres,enternal Diameter <100 Mm,	1.102	1.102	5.749	5.749
4012902200	Solid Tyres,external Diameter >100mm And >250mm	0	375	0	1.396
4012902900	Oth Cushion Tyres	48	7.781	923	17.643
4012907000	Replaceable Tyre Treads, Width<450mm	39.338	120.565	113.862	337.205
4012908000	Tyre Flaps	1.524	17.635	3.035	24.744
4012909000	Oth Retreaded/used Pneumatic,solid/ Cushion Tyres, Of Rubber	45.112	490.249	88.682	2.825.932
4013101100	Inner Tubes,of Rubber,used On Motor Car Width Tyres<450mm	3.200	211.362	3.327	194.599
4013101900	Inner Tubes,of Rubber,used On Motor Car Width Tyres>450mm	89.625	178.011	106.651	207.417
4013102100	Inner Tubes,of Rubber,used On Bus/orri Width Tyres<450mm	56.611	237.834	82.655	395.286
4013102900	Inner Tubes,of Rubber,used On Bus/orri Width Tyres>450mm	100	72.621	531	73.469
4013200000	Inner Tubes,of Rubber,used On Bicycles	167.273	736.163	107.535	489.206
4013901100	Inner Tube,of Rubber,use On Earth Moving Width Tyres<450mm	4.273	28.421	15.207	108.022
4013901900	Inner Tube,of Rubber,use On Earth Moving Width Tyres>450mm	2.490	22.861	5.188	23.038
4013902000	Inner Tube,of Rubber,used On Motorcycle Or Motor Scooters	496.681	2.449.154	421.397	1.738.117
4013903100	Inner Tube,of Rubber,used On Oth Vehicle Of Chap.87, Width Tyres<450mm	18.118	18.381	13.337	14.283
4013903900	Inner Tube,of Rubber,used On Oth Vehicle Of Chap.87, Width Tyres>450mm	33.578	113.622	32.924	98.662
4013909100	Oth Inner Tube,of Rubber,suitable For Fitting To Tyres Of Width<450mm	10.843	94.277	28.341	103.241
4013909900	Oth Inner Tube,of Rubber,suitable For Fitting To Tyres Of Width>450mm	26.307	167.147	35.862	264.076
4014100000	Sheath Contraceptives	46.190	217.180	818.503	2.706.944
4014901000	Teats For Feeding Bottles & Similar Kind	17.046	78.383	97.775	621.502
4014904000	Stoppers For Pharmaceutical Use	26.340	139.909	424.909	2.206.187
4014909000	Oth Hygienic/pharmaceutical Articles,of Vulcanised Rubber	12.040	68.394	115.552	597.134
4015110000	Gloves, Mittens & Mitts, Surgical	37.869	306.456	180.169	1.345.953
4015190000	Gloves, Mittens & Mitts, For Other Purposed	59.320	354.981	236.006	1.500.089
4015900000	Oth Article Of Apparel, Clothing Access For All Purposed	35.030	155.788	126.973	1.180.832
4016100000	Oth Articles Of Vulcanised Rubber Other Of Cellular Rubber	20.741	91.944	233.965	883.312
4016911000	Mats	103.116	393.287	250.880	1.077.394
4016919000	Floor Coverings	69.437	231.602	182.578	548.208
4016921000	Eraser Tips	74.973	218.730	117.056	689.568
4016929000	Other Erasers	94.444	278.594	193.011	642.559
4016931000	Gaskets, Coverings & Oth, Packing For Electrolytic Capacitor	23.565	145.268	294.862	1.422.036
4016939000	Oth Gaskets, Washers & Oth Seals	666.908	2.995.965	5.445.033	29.211.968
4016940000	Boat/dock Fenders,whether/not Inflatable	128.361	827.585	419.472	2.108.426
4016950000	Oth Articles Of Vulcanised Rubber,	5.971	59.921	52.490	246.519

I.3. IMPOR MENURUT KOMODITI / IMPORT BY HS COMMODITY  
 \*\*\* MEI / MAY 2008 \*\*\*

H S	Uraian Komoditi Commodity description	Berat bersih / Net weight (Kg)		Nilai / Value C.I.F ( U S \$ )	
		Bulan ini	Kumulatif	Bulan ini	Kumulatif
		Current month	Cum. Jan. to date	Current month	Cum. Jan. to date
4016991100	Oth Article Of Vulcanised Rubber,for Vhc Of Heading 87.02~87.05&87.11	301.587	1.695.172	3.604.927	18.445.176
4016991200	Oth Article Of Vulcanised Rubber,for Vehicles 87.09,87.13,87.15&87.16	21.340	121.324	110.825	570.757
4016991700	Oth Article Of Vulcanised Rubber,for For Bicycles Of Heading 87.12	916	24.812	454	47.409
4016991900	Oth Parts & Access For Vehicles Of Rubber	10.300	70.497	150.176	555.920
4016992000	Parts & Access Of Rotochutes Of Heading 88.04	5.569	22.900	19.490	107.580
4016993000	Rubber Bands	61.629	273.838	402.776	1.374.852
4016995100	Rubber Rollers	103.902	585.744	258.111	1.261.872
4016995900	Oth Article Of A Kind Used In Machinery/ Mechanical/electrical Appliances, & Oth	145.387	625.948	658.438	3.310.672
4016996000	Rail Pad, Of Rubber	21.183	57.702	65.248	224.625
4016997000	Structural Bearings Including Bridge Bridge Bearings, Oth Than Rail Pad	47	10.726	1.653	52.371
4016998000	Rubber Grommets & Rubber Cover For Automotive Wiring Harness	47.800	255.806	674.001	3.482.537
4016999000	Oth Articles Of Vulcanised Rubber For Oth Purpossed	285.186	1.496.009	1.642.086	8.798.872
4017000000	Hard Rubber In All Form,include Waste & Scrap, Articles Of Hard Rubber	44.025	1.640.739	197.644	744.902
4101200000	Whole Hide & Skin,weight/skin<8kg(simply Dried), 10kg(dry-salt), 16kg(fresh)	185.107	1.169.148	73.114	486.529
4101500000	Whole Hide & Skin,of A Weight >16 Kg	111.978	414.575	80.258	490.857
4101900000	Oth Raw Hides & Skin Of Bovine/equne Animals	193.917	789.641	74.514	292.490
4102100000	Raw Skins Of Sheep/lambs With Wool On	56.609	215.441	105.797	387.781
4102210000	Raw Skins Of Sheep/lambs Without Wool On , Pickled	39.820	95.124	257.813	629.718
4102290000	Oth Raw Skins Of Sheep/lambs Without Wool On, Not Pickled	261.176	1.156.575	92.424	412.396
4103200000	Raw Hide & Skin Of Reptiles	9.199	9.199	104.109	104.109
4103900000	Raw Hide & Skin Of Oth Animal	220.776	832.671	157.138	655.102
4104110010	Bovine Leather,vegetable Pre-tanned Full Grains, Wet State	159.414	529.340	634.459	1.894.996
4104110090	Oth Tanned/crust Hide & Skin Of Bovine, Wet State, Full Grains	427.046	4.731.601	1.177.514	14.726.865
4104190000	Oth Tanned/crust Hide & Skin Of Bovine, Wet State, Not Full Grains	819.380	2.551.703	5.146.155	10.652.139
4104410000	Crust Vegetable (semi-tanned) Hide & Skins, Full Grains	423.156	2.024.236	6.659.416	26.888.776
4104490000	Oth Crust Vegetable (semi-tanned) Hide & Skin, Full Grains	176.829	1.020.608	2.620.520	12.236.449
4105100000	Tanned/crust Skins Of Sheep/lamb, Without Wool On, In The Wet State	6.011	142.860	111.550	1.372.037
4105300000	Tanned/crust Skins Of Sheep/lamb, Without Wool On, In Dry State	4.597	13.012	303.255	557.192
4106210000	Tanned/crust Hide & Skin Of Goat/kid, In The Wet State	0	3.700	0	16.650
4106220000	Tanned/crust Hide & Skin Of Goat/kid, In The Dry State	0	2.888	0	68.761
4106320000	Tanned/crust Hide & Skin Of Swine In The Dry State	1.265	7.505	34.560	178.332
4106409000	Oth Tanned/crust Hide&skin Of Reptiles	0	388	0	19.523
4106910000	Oth Tanned/crust Hide & Skin Of Oth, Animals In The Wet State	0	41	0	1.350
4106920000	Oth Tanned/crust Hide & Skin Of Oth, Animals In The Dry State	10.562	34.871	765.393	3.010.560
4107110000	Whole Hides&skins,full Grains,unspits Of Bovine/equne Animals	30.619	207.136	576.394	4.395.167
4107120000	Whole Hides & Skins,grains Splits,of Bovine/equne Animals	78.035	259.156	1.291.535	4.856.361
4107190000	Oth Whole Hides & Skins,of Bovine/ Equine Animals, In Oth Form	232.823	926.542	5.792.476	20.001.381
4107910000	Oth Whole Hide & Skin,including Side,of Bovine/equne Animals, Full Grains	49.205	165.154	959.921	2.347.560
4107920000	Oth Whole Hide & Skin,including Side,of Bovine/equne Animals, Grain Splits	95.778	1.444.999	2.602.403	8.050.687
4107990000	Oth Whole Hide & Skin,including Side,of Bovine/equne Animals, In Oth Forms	60.140	571.352	747.642	4.842.667
4112000000	Leather Further Prepared After Tanning, Oth Than Leather Of Heading 41.14	11.340	40.129	464.204	1.362.441
4113100000	Leather Further Prepared After Tanning, Of Goats Or Kids	39.526	149.137	1.007.614	3.883.076
4113200000	Leather Further Prepared After Tanning, Of Swine	17.960	128.072	349.255	1.620.361
4113300000	Leather Further Prepared After Tanning, Of Reptiles	1	35	1.051	1.233
4113900000	Leather Further Prepared After Tanning, Of Oth Animals	4.442	19.929	92.235	569.160
4114100000	Chamois (including Combination Chamoss Leather	12.608	169.214	48.145	1.169.036
4114200000	Patent Leather & Patent Laminated Leather, Metalised Leather	75.268	329.478	917.177	4.238.848
4115100000	Composition Leather With Basis Of Leather In Slabs, Sheets/strip	20.816	285.816	348.750	3.314.864
4115200000	Paring&oth Waste/of Composition Leather, Not Suitable For Manuf. Of Leather Artic	48	30.177	396	16.480
4201000000	Saddlery & Harness For Any Animal Of Any Materials	1.461	22.272	5.986	149.058
4202111000	School Satchel,with Outer Surface Of Leather, Compositions/patent Leather	8.572	39.469	16.188	62.295
4202119000	Trunk,suit,vanity,executive,brief-cases With Outer Surface Of Leather	62.350	222.297	272.974	1.088.792
4202121000	School Satchel,with Outer Surface Of Plastics/textile Materials	34.780	99.721	80.153	145.988
4202129000	Trunk,suit,vanity,executive,brief-cases W Out Surface Of Plastics/textile Mat.	466.295	2.135.696	1.573.526	6.294.432
4202191000	School Satchel,trunk,suit,vanity,brief, Of Wood, Iron, Steel Or Zinc	843	1.975	4.135	6.793
4202199000	School Satchel,trunk,suit,vanity,brief, Ot Oth Materials	73.526	382.711	212.561	913.572
4202210000	Hand Bag With Outer Surface Of Leather Or Of Patent Leather	92.501	246.370	646.563	2.451.413
4202220000	Hand Bag With Outer Surface Of Plastic Sheeting Or Of Textile Materials	256.716	1.036.009	1.065.986	5.688.854
4202290000	Hand Bag With Other Outer Surface	343.516	1.227.905	1.154.279	3.161.243
4202310000	Artcl In Pocket/hand Bag With Outer Surface Of Leather Or Of Patent Leather	14.059	54.626	96.978	494.429
4202320000	Artcl In Pocket/hand Bag With Outer Surface Of Plastics Or Of Textile	37.502	182.610	223.037	841.497
4202390000	Article Of Kind Normally Carried Pocket Or In Handbag With Outer Srfc Of Other	48.276	173.019	96.501	314.020
4202911000	Sport Bags,with Outer Surface Of Leather Composition Leather/of Patent Leather	5.425	5.849	2.731	9.070
4202919000	Oth Artcls With Outer Surface Of Leather Or Of Patent Leather	10.598	66.571	233.575	923.176
4202921000	Bowling Bags With Outer Surface Of Plastic Or Of Textile Materials	962	8.098	2.162	23.029
4202929000	Other Articles With Outer Surface Of Plastic Or Of Textile Materials	74.579	274.401	362.283	1.199.539
4202991000	Bags, With Outer Surface Of Copper	0	492	0	726
4202999000	Oth Than Trunk, Suit-cases,handbags, & Similar Containers	34.638	248.118	121.233	772.357
4203100000	Articles Of Apparel Of Leather Or Of Composition Leather.	568	4.026	9.481	124.738
4203210000	Gloves,mittens & Mitts Specially Designed For Use In Sports Of Leather	1.122	13.956	17.074	103.008
4203291000	Protective Work Gloves Of Leather Or Of Composition Leather	56.224	174.724	174.702	489.202
4203299000	Oth Gloves, Mittens & Mitts Of Leather Or Of Composition Leather	4.145	70.410	13.474	157.238
4203300000	Belts & Bandoilers Of Leather Or Of Composition Leather	72.350	348.470	228.845	1.231.805
4203400000	Oth Clothing Access Of Leather Or Of Composition Leather	7.586	25.094	79.832	187.855
4205001000	Oth Articles Of Leather Or Of Composition Leather, Boot Laces ; Mats	11.536	29.590	27.040	805.459
4205002000	Oth Articles Of Leather, Industrial Safety Belt & Harnesses	503	6.106	977	33.222
4205003000	Leather Strings Or Cords For Jewelry Or For Personal Adornment	1.488	8.517	2.720	37.759
4205004000	Oth Articles Of Leather/of Composition Leather Of A Kind Used In Machinery	2.385	5.575	1.779	16.770
4205009000	Oth Articles Of Leather Oth Than Boot Laces,safety Belt & Leather String	8.143	189.199	54.154	467.230
4206000000	Articles Of Gut Of Goldbeaters Skin Of Bladders Or Of Tendons	0	173	0	1.410
4301100000	Raw Furkins Of Mink, Whole, With Or Without Head, Tail Or Paws	0	469	0	7.127

**I.3. IMPOR MENURUT KOMODITI / IMPORT BY HS COMMODITY**  
**\*\*\* MEI / MAY 2008 \*\*\***

H S	Uraian Komoditi Commodity description	Berat bersih / Net weight (Kg)		Nilai / Value C.I.F ( U S \$ )	
		Bulan ini	Kumulatif	Bulan ini	Kumulatif
		Current month	Cum. Jan. to date	Current month	Cum. Jan. to date
4301600000	Raw Furkins Of Fox, Whole, With Or Without Head, Tail Or Paws	4	4	261	261
4301800000	Oth Furskins, Whole, With Or Without Head, Tail Or Paws	15	17	400	783
4302190000	Tanned Or Dressed Furskins, Oth Than Of Mink & Of Lamb	0	209	0	7.112
4302300000	Tanned Or Dressed Furskins, Whole Skins & Pieces Or Cuttings Thereof Assembled	0	5	0	346
4303100000	Articles Of Apparel, Clothing Access Of Furskin	6.799	14.725	167.837	381.783
4303902000	Article For Industrial Purposes, Oth Than Of Furskin	0	370	0	2.446
4303909000	Oth Than Sport Bag & Article For Indust Purposes, Oth Than Of Furskin	591	1.026	9.521	14.587
4304001000	Artificial Fur	0	4.042	0	20.321
4304002000	Article For Indust Purposes Of Artificial Fur	182	6.147	1.398	47.792
4304009100	Sport Bags Of Artificial Fur	0	21	0	64
4304009900	Artificial Fur&articles Thereof Oth Article Find Purposes&sport Bags	0	210	0	5.135
4401100000	Fuel Wood,in Logs,in Billets,in Twigs Faggots Or In Similar Forms	26.520	5.399.297	7.591	516.287
4401220000	Non-coniferous	0	6.960	0	4.380
4401300000	Sawdust & Wood Waste & Scrap,whether Or Not Agglomerat In Logs,briquet,pellet	152.832	154.091	32.879	33.527
4402100000	Wood Charcoal(including Shell Or Nut Charcoal), Of Bamboo	0	20.379	0	94.855
4402900000	Wood Charcoal(including Shell Or Nut Charcoal), Of Oth Than Bamboo	5.046	92.729	10.573	68.507
4403101000	Baulks, Wood In The Rough,treated With Paint,stains,creosote/oth Preservatives	53.848	464.885	128.988	541.834
4403109000	Oth Baulk,sawlog,pit-props,poles,piles Treated With Paint	1.031.289	4.456.200	376.346	1.747.601
4403201000	Baulks, Wood In The Rough Of Other Than Coniferous	382.180	382.180	57.644	57.644
4403209010	Coniferous,oil Damar, Pulpwood	0	27.967	0	107.407
4403209090	Oth Wood In The Rough	786.299	2.145.501	149.967	405.954
4403419090	Oth Pulp,baulk,of Dark Red Meranti Light Red Meranti & Meranti Bakau	154.836	420.726	6.056	12.038
4403499090	Oth Pulp,baulk,sawlog,pit Props, Poles Of Tropical Wood	22.712	23.383	54.607	55.308
4403911000	Baulks, Sawlogs And Veneer Logs Of Oak	886.330	4.223.305	345.937	1.592.662
4403919090	Oth Pulp,baulk,sawlog,pit Props,poles Of Oak	3.043.074	12.639.589	1.353.501	4.904.135
4403921000	Baulks, Sawlogs And Veneer Logs Of Beech	0	235.000	0	74.893
4403929090	Oth Pulp,baulk,sawlog,pit Props,pole Of Beech,oth Thn Pulpwood	0	385.168	0	162.832
4403991000	Baulks, Oth Meranti,beech,oak, Tropical Wood,ramin,keruing,kapur	226.032	520.931	135.727	473.278
4403999090	Oth Pulp,baulk,sawlog,pit Props,poles Of Meranti,tropic Wood,ramin,keruing,kapur	640.719	3.523.071	130.685	673.397
4404100000	Hoopwood, Split Poles;piles, Picket & The Like Of Coniferous	15.750	146.731	69.300	549.664
4404200000	Hoopwood, Split Poles;piles, Picket & The Like Of Non Coniferous	99.400	284.189	84.583	144.868
4405000000	Wood Wool, Wood Flour.	11.162	416.099	31.458	185.178
4406100000	Railway Or Tramway Sleepers(cross-ties) Of Wood Not Impregnated	0	1.746	0	17.130
4406900000	Railway Or Tramway Sleepers(cross-ties) Of Wood Impregnated	155	196	2.937	4.023
4407100010	Coniferous,planed Of A Thickness > 6mm	2.954.437	15.452.528	1.899.690	9.744.720
4407100020	Coniferous,sanded Or End Jointed Thickness>6mm	0	174.007	0	77.862
4407100090	Coniferous,oth Sanded Or End Jointed & Planed, Thickness>6mm	7.411.533	30.478.984	3.598.757	15.399.802
4407210090	Mahogany,oth Planed, Sanded End Jointed,thickness>6mm	20.280	42.019	33.479	58.090
4407220090	Virola,imbuia&balsa,oth Planed, Sanded Or End Jointed,thickness>6mm	21	16.756	18	8.934
4407251090	Dark Meranti/light Red Meranti, Oth Planed,sanded Thickness>6mm	369.297	1.369.373	207.307	783.663
4407280090	Iroko Other Planed, Sanded Or End Jointed,thickness>6mm	9.360	532.984	14.464	464.559
4407293900	Kempas Oth Planed&sanded Or End Jointed, Thickness>6mm	195.169	577.788	166.773	461.634
4407296110	Teak Wood Planed Thickness>6mm	0	134.100	0	124.030
4407296900	Teak Wood,oth Planed&sanded Or End Jointed, Thickness>6mm	12.667	343.100	9.691	335.978
4407299900	Oth Tropical Wood, Oth Sanded Or End Jointed&planed,thickness>6mm	218.435	926.794	120.984	471.613
4407910010	Oth Of Oak Wood, Planed Thickness>6mm	465.294	3.424.656	308.827	2.247.196
4407910090	Oth Of Oak Wood,oth Planed&sanded Or End Jointed, Thickness>6mm	1.423.272	6.552.935	809.337	5.207.824
4407920010	Oth Of Beech Wood,planed Thickness>6mm	0	2.696	0	3.115
4407920090	Oth Of Beech Wood,oth Planed&sanded Or End Jointed, Thickness>6mm	139.103	1.122.278	150.364	749.239
4407930010	Oth Of Maple Wood,planed Thickness>6mm	26.095	26.395	72.953	78.328
4407930020	Oth Of Maple Wood, Sanded Or End Jointed, Thickness>6mm	0	20.185	0	61.106
4407930090	Oth Of Maple Wood,oth Planed&sanded Or End Jointed, Thickness>6mm	382.827	2.082.315	615.022	2.557.707
4407940020	Oth Of Cherry Wood, Sanded Or End Jointed, Thickness>6mm	23.704	205.036	12.849	105.242
4407940090	Oth Of Cherry Wood,oth Planed&sanded Or End Jointed, Thickness>6mm	123.663	344.371	177.281	296.714
4407950090	Oth Of Ash Wood,oth Planed&sanded Or End Jointed, Thickness>6mm	22.492	672.369	41.196	1.071.190
4407990010	Oth Wood Sawn Or Chipped Lengthwise, Sliced Or Peeled, Planed Thikness>6mm	138.962	539.972	300.590	1.385.155
4407990020	Oth Wood Sawn Or Chipped Lengthwise, Sanded Or End Jointed Thikness>6mm	88.900	376.980	100.880	436.005
4407990090	Oth Wood Sawn Or Chipped Lengthwise, Planed Or Sanded Thikness>6mm	1.765.544	11.269.800	1.390.413	7.444.884
4408101000	Cedar Wood Slats Prepared For Pencil Manufact;radiata Pinewood For Blockboard	221.779	558.427	377.857	661.609
4408103000	Face Veneer Sheets, Coniferous	513.124	2.316.689	293.617	2.070.138
4408109000	Coniferous,oth Cedar Wood Slats,face Veneer Sheets	313.091	1.382.243	483.694	2.251.148
4408310000	Dark Red Meranti, Light Red Meranti And Meranti Bakau Of The Tropical Wood	0	319.315	0	185.588
4408391000	Jelutong Wood Slats Prepared For Pencil Manufact	0	111.860	0	309.327
4408399000	Oth Jelutong Wood And Oth Wood Prepared For Pencil Manufact	168.779	1.762.595	311.824	2.546.784
4408900000	Oth Sheets For Veneering And Of The Tropical Wood Of Thickeness < 6 Mm	826.747	3.033.746	1.315.734	6.517.523
4409100000	Coniferous Wood Cotin Shaped	0	48.553	0	159.253
4409210000	Non Coniferos Wood Cotin Shaped Of Bamboo	0	15.477	0	18.005
4409290000	Oth Non Coniferous Oth Teak Strips Friezes For Parquet Flooring	245.410	663.626	285.283	754.292
4410110000	Particle Board & Similar Board Of Wood	17.798.351	88.169.508	4.534.233	20.772.796
4410120000	Oriented Strand & Waferboard Of Wood	135.469	270.938	57.300	114.600
4410190000	Oth Particle Board,oriented Strand Board (osb) Of Wood	1.573.242	8.776.371	568.392	3.283.592
4410900000	Particle Board & Similar Board Of Other Ligneous Materias	661.012	5.675.058	249.022	1.708.145
4411120000	Medium Density Fibreboard (mdf) Of A Thickness < 5mm	2.095.629	14.423.796	1.002.793	6.049.505
4411130000	Medium Density Fibreboard (mdf) Of A Thickness > 5mm And < 9 Mm	294.860	2.598.162	122.418	1.155.292
4411140000	Medium Density Fibreboard (mdf) Of A Thickness > 9 Mm	3.883.962	21.921.794	1.592.897	8.212.011
4411920000	Oth Fibreboard Of A Density >0.8g/cm3	485.407	2.541.539	209.652	1.137.589
4411930000	Oth Fibreboard Of 0,5g/cm<density <0,8g/cm3	1.790.046	7.257.643	823.229	3.174.654
4411940000	Oth Fibreboard Of A Density <0,5g/cm3	533.446	2.081.579	264.585	883.144
4412100000	Plywood,veneered Panel&similar Lamina Ted Of Bamboo	74.281	592.927	114.106	555.983
4412310000	Oth Plywood,each Thick.<6mm With At Least One Outer Ply Of Tropical Wood	329.800	1.497.473	216.504	791.493
4412320000	Oth Plywood,each Thick.<6mm With At Least One Outer Ply Of Non Coniferous	0	4.143	0	3.071



**I.3. IMPOR MENURUT KOMODITI / IMPORT BY HS COMMODITY**  
**\*\*\* MEI / MAY 2008 \*\*\***

H S	Uraian Komoditi Commodity description	Berat bersih / Net weight (Kg)		Nilai / Value C.I.F ( U S \$ )	
		Bulan ini	Kumulatif	Bulan ini	Kumulatif
		Current month	Cum. Jan. to date	Current month	Cum. Jan. to date
4412390000	Oth Plywood Consisting Solely Of Sheets Of Wood Of Each Thick < 6 Mm	2.154.341	9.939.537	1.135.587	5.283.370
4412940000	Oth Plywood Of Blockboard,laminboard And Battenboard	0	87.627	0	284.722
4412990000	Veneered Panels&similar W/at Least One Other Wood	3.333.026	15.535.999	1.315.567	6.435.182
4413000000	Densified Wood, In Blocks,plates,strips Of Profile Shapes.	290.755	954.168	332.177	1.220.569
4414000000	Wooden Frames For Paintings, Photo- Graphs Mirrors Or Similar Objects.	32.722	93.158	39.524	148.958
4415100000	Cases, Boxes, Crates, Drums & Similar Packings; Cable-drums	71.635	511.327	80.452	491.857
4415200000	Pallets,box Pallets& Other Load Boards; Pallet Collars	138.515	1.152.532	145.528	1.064.927
4416001000	Staves Of Wood	0	95	0	3.693
4416009000	Casks,barrels,vats,tubs&other Coopers Products & Parts Thereof, Of Wood	23	28.017	1.571	195.711
4417000000	Tools,tool Bodies,tool Handles,broom Or Brush Bodies & Handles, Of Wood	131.227	427.050	305.469	896.599
4418100000	Windows,french-windows&their Frames Of Wood	25.642	132.383	12.310	69.052
4418200000	Doors & Their Frames & Thresholds Of Wood	19.067	76.793	19.156	142.838
4418400000	Shuttering For Concrete Construal Work Of Wood	0	503	0	3.796
4418600000	Posts And Beams Of Wood	78	222.201	104	157.841
4418710000	Assembled Flooring Panels For Mosaic Floors Of Wood	10.426	45.541	20.155	37.752
4418720000	Assembled Flooring Panel For Multilayer Of Wood	358.983	466.325	735.929	871.686
4418790000	Oth Assembled Flooring Panels Of Wood	15.774	624.476	28.168	550.466
4418901000	Cellular Wood Panels Cellular Wood Panels	1.056	73.051	10.037	127.959
4418909000	Other Builders Joinery & Carpentry Of Wood	227.182	965.984	145.772	777.765
4419000000	Tableware And Kitchenware, Of Wood.	54.951	157.919	54.020	118.978
4420100000	Statuettes & Oth Ornaments, Of Wood	345	9.616	2.144	29.388
4420901000	Wooden Articles Of Furniture Not Falling In Chapter 94	21.981	23.255	47.316	51.303
4420909000	Oth Wood Marquetry And Inlaid,casket And Similar Articles Of Wood	12.962	122.442	86.044	841.563
4421100000	Clothes Hangers Of Wood	18.789	178.992	138.486	711.519
4421901000	Spoils, Cops & Bobbins, Sewing Thread Reels And The Like Of Wood	0	363	0	2.211
4421903000	Wooden Pegs Or Pins For Footwear	0	3.632	0	4.594
4421904000	Candy-sticks, Ice-cream Sticks & Ice Cream Spoons	3.172	82.679	9.843	78.662
4421907000	Fans & Handscreens, Frames & Handles Of Wood	6.242	7.918	13.652	15.591
4421908000	Toothpicks Of Wood	65.136	221.478	35.730	133.515
4421909100	Horse And Bullock Gear Of Wood	0	23	0	361
4421909200	Prayer Beads Of Wood	2.294	4.887	4.857	8.047
4421909900	Other Wooden Articles	42.644	281.886	300.651	1.128.053
4501100000	Natural Cork, Raw Or Simply Prepared	2.105	4.225	21.965	33.657
4501900000	Waste Cork; Crushed, Granulated Or Ground Cork.	50	38.489	18	29.666
4502000000	Natural Cork,debarked Or Roughly Squared Or In Rectangular (includ Square)blocks	1.248	4.977	40.985	48.251
4503100000	Corks And Stoppers	9	14.688	371	45.708
4503900000	Other Articles Of Natural Cork.	5.197	28.367	19.534	65.910
4504100000	Blocks, Plates, Sheets & Strip; Tiles Of Any Shape; Of Agglomerated Cork	2.053	33.606	30.945	170.431
4504900000	Other Articles Of Agglomerated Cork	13.482	67.774	41.980	245.239
4601210000	Mats, Matting And Screens Of Vegetable Materials Of Bamboo	10.169	50.442	18.943	65.138
4601220000	Mats, Matting And Screens Of Vegetable Materials Of Rattan	0	255	0	5.942
4601290000	Oth Mats,matting & Screens Of Vegetable Vegetable Of Material	0	1.185	0	6.166
4601921000	Plaits And Similar Products Of Plaiting Material Of Bamboo	2	10.643	929	61.607
4601929000	Other Products Of Bamboo	0	17.482	0	45.258
4601939000	Other Products Of Rattan	0	32.221	0	66.399
4601941000	Plaits And Similar Products Of Plaiting Material Of Vegetable Materials	0	59	0	163
4601991000	Mats And Matting Of Other Material	0	3.553	0	6.998
4601992000	Plaits & Similar Products Of Plaiting Of Other Material	1.857	5.505	9.553	30.433
4601999000	Screens Of Other Material	1.466	35.194	3.962	68.449
4602110000	Basketwork, Wickerwork & Other Articles, Of Vegetable Material Of Bamboo	13.490	51.927	16.785	110.477
4602120000	Basketwork, Wickerwork & Other Articles, Of Vegetable Material Of Rattan	0	9.889	0	14.894
4602190000	Basketwork, Wickerwork & Other Articles, Other Vegetable Material	16	15.960	657	8.621
4602900000	Basketwork, Wickerwork & Other Articles, Of Other Materials	3	11.490	79	42.488
4701000000	Mechanical Wood Pulp.	15.155.820	72.760.211	10.283.133	47.963.250
4702000000	Chemical Wood Pulp, Dissolving Grades.	21.290.751	149.816.428	24.098.766	158.514.657
4703110000	Chemical Wood Pulp, Soda, Oth Than Dis Solving Grades,unbleached,coniferous	3.726.826	12.486.614	2.337.659	7.977.874
4703210000	Chemical Wood Pulp, Soda, Oth Than Dis Solving Grades,bleached,coniferous	18.445.143	124.108.461	14.228.700	92.325.736
4703290000	Chemical Wood Pulp, Soda, Oth Than Dis Solving Grades,bleached,non Coniferous	9.577.819	85.641.561	7.254.910	61.519.556
4704110000	Chemical Wood Pulp,sulphite,oth Than Dis Solving Grades,unbleached,coniferous	196.000	3.425.345	118.541	2.021.432
4704190000	Chemical Wood Pulp,sulphite,oth Than Dis Solving Grades,unbleached,non Coniferous	0	3.004	0	11.615
4704210000	Chemical Wood Pulp,sulphite,oth Than Dis Solving Grades,bleached,coniferous	1.172.376	3.679.805	898.412	2.798.146
4704290000	Chemical Wood Pulp,sulphite,oth Than Dis Solving Grades,bleached,non Coniferous	34.160	97.226	53.876	149.371
4705000000	Wood Pulp Obtained By A Combination Of Mechanical & Chemical Pulping Processes	8.724.327	28.001.871	5.868.701	17.720.854
4706100000	Cotton Linters Pulp	611.573	1.667.962	1.548.818	4.508.001
4706200000	Pulps Of Fibres Derived From Recovered (waste & Scrap) Paper Or Paperboard	168	13.649	1.398	22.078
4706910000	Mechanical Pulps Of Fibres Derived From Recovered Paper Or Paperboard	197.904	780.067	143.085	617.283
4706920000	Chemical Pulps Of Fibres Derived From Recovered Paper Or Paperboard	53.718	1.188.051	163.601	1.007.422
4707100010	Unbleached Kraft Paper Or Paperboard For Paper Making Purposes	98.766.188	545.410.516	25.753.568	129.605.117
4707100090	Unbleached Kraft Paper Or Paperboard For Oth Purposes	360	170.096	3.404	77.804
4707200010	Oth Paper,bleached Chemical Pulp,not Colored, For Paper Making Purposes	3.761.598	23.177.521	1.669.196	9.097.038
4707200090	Oth Paper,bleached Chemical Pulp,not Colored, For Oth Purposes	916	20.154	4.450	83.125
4707300010	Paper Made Mainly Of Mechanical Pulp For Paper Making Purposes	73.154.994	359.597.977	20.242.858	90.178.778
4707300090	Paper Made Mainly Of Mechanical Pulp For Oth Purposes	0	1.603	0	1.290
4707900010	Other Paper, Unsorted Waste & Scrap, For Paper Making Purposes	15.376.922	63.045.375	3.477.883	13.585.601
4707900090	Other Paper, Unsorted Waste & Scrap, For Oth Purposes	128	34.266	1.692	216.480
4801001000	Newsprint, In Rolls Or Sheets. Weighing Not More Than 55 G/m2	375	244.822	3.590	198.586
4801009000	Newsprint, In Rolls Or Sheets. Weighing More Than 55 G/m2	250.549	476.014	172.406	323.933
4802100000	Hand-made Paper And Paperboard	6.401	249.979	32.336	417.554
4802200000	Paper And Paperboard Of A Kind Used As For Photo Sensitive,heat-sensitive	89.337	382.780	209.710	756.285
4802400000	Wallpaper Base	634	80.312	4.202	164.663
4802541000	Paper,no Fibres Used In Manufac Gyps Board Computercards,weight <40g/m	10	220.273	566	325.724

**I.3. IMPOR MENURUT KOMODITI / IMPORT BY HS COMMODITY**  
**\*\*\* MEI / MAY 2008 \*\*\***

H S	Uraian Komoditi Commodity description	Berat bersih / Net weight (Kg)		Nilai / Value C.I.F ( U S \$ )	
		Bulan ini	Kumulatif	Bulan ini	Kumulatif
		Current month	Cum. Jan. to date	Current month	Cum. Jan. to date
4802549010	Aluminium Base Paper Weighing<20gm2 In Rolls >15cm	0	12.949	0	43.057
4802549090	Oth Carbonising Base Paper Weighing<20gm2 In Rolls >15cm	905.227	2.128.414	559.552	1.183.935
4802552100	Fancy Paper And Paperboard, In Rolls Of Width Of =< 15 Cm	0	158	0	839
4802552900	Fancy Paper And Paperboard, Other Than In Roll Of With Of >15cm	39	77	101	1.023
4802559000	Paper,no Fibres, For Other Purpose 40< Weight <150 G/m,roll	1.535.990	4.104.701	1.570.013	3.613.876
4802562900	Oth Fancy Paper & Paperboard	1	125.933	42	137.725
4802569000	Paper,no Fibres, For Other Purpose 40< Weight <150 G/m,sheet	81	9.308	459	21.212
4802570000	Other Paper & Paperboard, Weight>40g/m2 And =< 150g/m2	536.945	1.818.078	510.843	1.687.811
4802582100	Fancy Paper And Paperboard,in Roll Width <=15cm/in Rectang	290	48.101	2.822	151.870
4802582900	Fancy Paper And Paperboard,oth In Roll Width<=15cm/in Rectang Sheet<36cm	73.791	124.944	57.332	104.246
4802589000	Oth Paper,no Fibres, For Other Purpose Weight >150 G/m	661.866	7.858.928	421.406	5.060.186
4802611000	Paper, Fibres>10%, Aluminium Paper Paper,in Rolls	15.580	128.968	15.620	156.051
4802612000	Paper,fibres>10%, For Banknotes,manufac Of Gypsumboard, In Rolls	0	590	0	665
4802619000	Paper,fibres>10%,oth Aluminium Paper, Banknotes,printing,writing,in Rolls	35.731	515.823	46.596	477.341
4802621000	Paper, Fibres, Aluminium Paper Base In Sheets With 435< One Side <297mm	0	110.590	0	67.905
4802622000	Paper,fibres,banknotes,manuf Of Gypsum Board,in Sheets 435<oneside<297 Mm	83.743	291.428	106.784	319.055
4802629000	Oth Paper,fibres, For Other Purpose, In Sheets With 435< One Side <297mm	6	87.752	162	62.639
4802690000	Oth Paper,fibres, For Other Not Purpose, Of Fibres>10%, Paper In Roll	291.603	1.829.219	543.463	2.130.271
4803003000	Cellulosewadding Not Further Worked Than Being Color,marble Throughout The Mass	0	13.305	0	70.020
4803009000	Oth Cellulosa Wading & Tissue Paper For Toilet/facial Tissue Stock&similar Paper	137.255	794.697	349.563	1.796.284
4804111000	Kraftliner Paper&paperboard,in Rolls Or Sheets,unbleached	19.803	61.088	13.375	61.816
4804119000	Kraftliner Paper&paperboard,in Rolls Or Sheets,bleached	3.375.608	18.913.299	1.639.555	9.163.794
4804191000	Kraftliner Paper&paperboard, Oth Than Of Kind Used In Mnfrt Of Gypsum Boards	158	710	2.154	5.626
4804199000	Oth Kraftliner Paper&paperboard	1.235.896	9.209.853	745.178	4.596.083
4804211000	Sack Kraft Paper For Making Cement Bag In Rolls Or Sheets,unbleached	9.291.633	44.995.447	10.307.945	45.166.784
4804219100	Sack Kraft Paper For Making Cement Bag In Rolls Or Sheets,bleached	0	44.792	0	35.480
4804219900	Oth Sack Kraft Paper For Making Cement Bag In Rolls Or Sheets,unbleached	354.885	1.814.351	321.867	1.479.573
4804291000	Composite Papers, In Rolls Or Sheets	487	2.195	2.451	12.888
4804299000	Oth Composite Papers, In Rolls Or Sheets	551.710	2.172.963	494.660	1.981.817
4804311000	Elect Grade Insulating Kraft Paper, Weighing 150 G/m,unbleached	13.268	58.724	182.237	753.527
4804313000	Wet Strenght 40g To 60g, For Plywood Adhesive Tape,weigh 150g/m,unbleached	0	940	0	3.140
4804319000	Other Kraft Paper & Wet Strenght Weighing 150 G/m,unbleached	1.158.722	5.104.722	833.470	3.874.331
4804391000	Adhesive Tape,40-60g,used In Mnfact. Weight <= 150g/m2,bleached	598.209	1.697.672	615.657	1.678.940
4804399000	Adhesive Tape,40-60g,not Used In Mnfact.,weigh <= 150g/m2,bleached	115.347	1.090.878	238.580	1.346.578
4804411000	Elect Grade Insulating Kraft Paper, 150<weighing< 225 G/m,unbleached	0	182.659	0	124.524
4804419000	Oth Elect Grade Insulating Kraft Paper, 150<weighing <225 G/m,unbleached	540.352	2.648.227	386.558	1.715.665
4804420000	Bleached Uniformly Throughout The Mass& >95% Wood Fibres,150<weigh<225 G/m	0	329.856	0	620.709
4804490000	Other Kraftpaper& Paperboard 150<weighing< 225 G/m	347.389	1.607.916	308.113	808.373
4804511000	Elect Grade Insulating Kraft Paper,press Board Weighing >600g/m,unbleached	32.031	109.987	36.370	93.781
4804519000	Oth Wet Strenght 40g To 60g,for Plywood Adhesive Tape,weigh>225g/m,unbleached	0	2.486.713	0	1.113.062
4804521000	Bleached Of Kind Used In The Manufact Of Gypsum Boards	0	23	0	252
4804529000	Bleached Oth Of Kind Used In The Mnfrt Of Gypsum Boards	0	7.954	0	11.904
4804590000	Other Kraftpaper& Paperboard Weighing 225 G/m Or More	87.792	197.035	105.835	370.799
4805110000	Uncoated Paper&paperboard,semichemical Fluting Paper,rolls Or Sheets	234.232	7.474.912	119.596	3.273.949
4805191000	Uncoated Paper&paperboard,oth Fluting Paper	0	139.248	0	253.311
4805199000	Oth Uncoated Paper And Paperboard, In Rolls Or Sheets	198.260	5.238.821	79.671	2.368.203
4805240000	Uncoated Paper&paperboard,testliner Weighing 150 G/m2 Or Less	0	2.288.561	0	949.668
4805251000	Uncoated Paper&paperboard,testliner Weighing >= 150 G/m2	962.573	3.878.491	504.889	1.972.355
4805259000	Uncoated Paper&paperboard,testliner Oth Of Weighing >= 150 G/m2	212.076	3.249.304	157.679	1.800.065
4805301000	Paper,sulphite Wrapping Paper, Colored Match Wrapping Paper	0	10.323	0	12.179
4805309000	Paper,sulphite Wrapping Paper, Oth Colored Match Wrapping Paper	668.980	2.434.240	352.808	1.204.574
4805400000	Filter Paper And Paperboard	429.640	2.157.785	1.294.794	6.480.923
4805500000	Felt Paper And Paperboard	341.970	2.016.026	200.051	981.205
4805911000	Paper Used As Packing Of Flat Glass Product, Resin<0,6%,wg<150g/m	174	18.302	1.808	10.649
4805919000	Uncoated Paper&paperboard,oth Blotting, &joss Paper,weighing150g/m Or Less	99.131	504.960	120.608	603.114
4805929000	Uncoated Paper&paperboard Of Oth 150<weighing<225g/m2	952.330	4.238.877	505.683	2.103.466
4805931000	Multi-ply Paper And Paperboard Of Weighing > 225g/m2	57.954	229.666	34.161	121.213
4805939000	Uncoated Paper&paperboard, Of Other Weighing > 225g/m2	517.925	4.005.947	328.523	2.268.211
4806100000	Vegetable Parchment	270.564	572.758	376.847	1.122.972
4806200000	Greaseproof Papers	121.478	441.582	149.485	808.601
4806300000	Tracing Papers	3.125	76.767	9.573	92.362
4806400000	Glassine And Other Glazed Transparent Or Translucent Papers	650.390	2.629.860	1.302.055	4.828.458
4807000000	Composite Paper And Paperboard Not Surface-coated Or Impregnated	1.004.996	5.116.817	1.123.872	4.056.223
4808100000	Corrugated Paper&paperboard,whether Or Not Perforated,in Rolls Or Sheets	555.295	2.414.438	453.417	1.789.665
4808200000	Sack Kraftpaper,creped,crinkled,whether, Not Embossed Or Perforat,rolls Or Sheets	7.850	48.921	59.846	307.386
4808300000	Oth Kraftpaper,creped Or Crinkle,whether Or Not Embossed Or Perforated	13.894	202.148	50.176	463.511
4808901000	Paper&paperboard,embossed Paper Fancypaper Used Printing,cover,lining	642	2.288	9.084	13.776
4808909000	Paper&paperboard,oth Embossed Fancypaper Used Printing,cover,lining	89.032	738.350	232.040	1.033.379
4809200000	Self-copy Paper	302	2.617	811	9.447
4809900000	Other Self-copy Paper	150.292	634.056	269.513	1.176.321
4810134000	Paper&paperboard For Photo,heat,elect. In Rolls Papers Of Width <15cm	12.044	151.058	8.484	154.628
4810135000	Paper&paperboard For Photo,heat,elect. In Rolls Papers Of Oth Width <15cm	337	51.587	5.690	164.437
4810139010	Banknotes Paper, In Rolls Of A Width <= 15 Cm	169.714	280.349	1.736.578	2.645.085
4810139090	Oth Coated Writing And Printing Paper Banknotes Paper,in Rolls	2.628.291	8.422.919	1.771.883	6.823.543
4810145000	Paper&paperboard For Photo,heat,elect. Sensitive 297<one Side<435mm,in Sheets	10	81	195	1.541
4810146000	Paper&paperboard For Photo,heat,elect. Of Width < 15cm	1.239	4.470	4.550	16.561
4810149090	Oth Coated Writing &printing Paper Banknotes Paper,in Sheets	0	5.170	0	9.134
4810190010	Other Banknotes Paper	0	25.040	0	4.964
4810190090	Oth Banknotes Paper,coated Writing &printing Paper, One Side>435mm	356.017	2.224.407	389.476	3.288.570
4810223000	Paper&paperboard For Photo,heat,elect. Sensitive,light Weight Coated Paper	1	68.587	121	98.964
4810229000	Oth Aluminium Paper Base, Light-weight Coated Paper	1.900.448	6.102.347	1.640.143	5.247.819

**I.3. IMPOR MENURUT KOMODITI / IMPORT BY HS COMMODITY**  
**\*\*\* MEI / MAY 2008 \*\*\***

H S	Uraian Komoditi Commodity description	Berat bersih / Net weight (Kg)		Nilai / Value C.I.F ( U S \$ )	
		Bulan ini	Kumulatif	Bulan ini	Kumulatif
		Current month	Cum. Jan. to date	Current month	Cum. Jan. to date
4810295000	Oth Paper&paperboard, Oth In Roll Of A Width 15cm<one Side<36cm,unfolded	0	1	0	4
4810299000	Oth Aluminium Paper Base And Art Paper Oth Light Weight Coated Paper	437.989	2.768.799	458.034	2.623.170
4810319000	Kraft Paper,paperboard, Not For Writing, Printing, Other Grafic Purp, <=150 G/m2	122.598	345.591	43.199	135.258
4810329000	Kraft Paper,paperboard, Not For Writing, Printing, Other Grafic Purp, >150 G/m2	1.300.463	3.044.549	1.157.801	2.707.321
4810392000	Paper As Interleaf Mtrl In Proc Battery Roll < 15cm, Rect < 15 X 36 Cm2	0	28.641	0	166.732
4810393000	Oth Kraft Paper, Roll < 15 Cm, Rectang < 15 X 36 Cm2	0	2.050	0	12.915
4810399000	Kraft Paper And Paperboard In Other Size	100.141	940.851	97.109	739.053
4810921000	Gray Backboard, Multi Ply	91.681	476.814	65.154	321.030
4810929000	Oth Paper Colored For Computer Card & Gray Backboard, Multi Ply	458.633	3.116.549	317.746	2.144.342
4810992000	Oth Paper And Paperboard Of Multi Ply	0	1	0	515
4810999000	Oth Paper Colored For Computer Card, Oth Multi Ply	181.080	1.554.398	463.694	2.790.687
4811101000	Tarred, Bituminised/asphalted Paper & Paperboard, In Roll <15cm, Rect<15x36cm2	2.967	7.227	11.990	38.568
4811109000	Tarred, Bituminised/asphalted Paper & Paperboard, In Other Size	125.395	591.771	236.155	1.506.949
4811411000	Gummed Or Adhesive Paper&paperboard, Self-adhesive	265.687	1.247.363	678.991	3.416.119
4811419000	Gummed Or Adhesive Paper&paperboard, Oth Self-adhesive	735.024	4.234.270	1.259.645	7.565.140
4811491000	Oth Gummed Or Adhesive Paper&paperboard Self-adhesive	143.575	350.998	97.420	445.404
4811499000	Oth Gummed Or Adhesive Paper&paperboard Oth Self-adhesive	317.445	1.391.812	537.879	2.584.151
4811511000	Paper Coated,impregnated Or Covered With Plastic, Bleached,wg>150g/m	0	9	0	521
4811519000	Paper Coated,impregnated Or Covered With Plastic, Unbleached,wg>150g/m	891.660	4.182.547	1.093.036	5.647.650
4811591000	Paper Coated,impregnated Or Covered Oth For Mnftr Of Papercup Bottoms	2.807	336.689	39.997	1.181.094
4811592000	Oth Paper Coated,impregnated Or Covered And With A Lining Of Aluminium Foil	841.504	3.245.550	3.229.579	11.702.171
4811593000	Oth Paper Coated,impregnated Or Covered Oth In Sheets 15<oneside<36cm	97	97	16.244	16.244
4811599000	Oth Paper Coated,impregnated Or Covered With Plastic,oth Bleached,wg>150g/m	732.601	3.419.195	1.816.763	8.833.517
4811601000	Paper Coated,impregnated Or Covered With Wax,paraffin,stearin,oil,glycerol	0	104.525	0	591.806
4811609000	Paper Coated,impregnated Or Covered With Oth Wax,paraff,stearin,oil,glycerol	155.955	720.534	248.532	1.110.463
4811903000	Oth Paper, Paperboard,cellulose Wadding Web Of Cell Fibr	13	9.307	37	31.742
4811909000	Oth Paper, Paperboard,cellulose Wadding Web Of Cell Fibres Other Size	952.395	5.021.976	2.900.580	17.241.293
4812000000	Filter Blocks,slabs&plates,of Paper Pulp	62.478	145.335	255.663	731.742
4813100000	Cigarette Paper,in The Form Of Booklets Or Tubes	45.518	50.349	147.757	167.800
4813200000	Cigarette Paper,in The Form In Rolls Of A Width Not Exceeding 5 Cm	785.631	1.524.544	3.826.265	6.636.468
4813900000	Cigarette Paper,oth In The Of Booklets, Tubes & In Rolls	787.368	3.358.583	2.792.367	11.099.944
4814100000	Wallpaper&similar Wall Coverings, "ingrain" Paper	5.952	18.235	14.857	56.350
4814200000	Wallpaper&similar Wall Coverings, The Face Side,with A Grained,embossed,	137.162	464.302	234.979	911.565
4814900000	Wallpaper&similar Wall Coverings, Oth With Transparant Protective Plastics	194.996	927.569	260.479	1.781.530
4816200000	Self-copy Paper (other Than Of 48.09)	0	70.848	0	91.863
4816900000	Other Heat Transfer Paper & Offset Plates Of Paper	558.931	1.304.371	514.520	1.755.767
4817100000	Envelopes	33.667	173.388	196.135	1.089.340
4817200000	Letter Cards,plain Postcards And Correspondence Cards	30.318	131.294	28.536	236.405
4817300000	Boxes,pouches,wallets & Writing Compendiums,of Paper Or Paperboard,	17.170	56.168	83.539	258.687
4818100000	Toilet Paper	51.462	91.199	113.834	187.411
4818200000	Handkerchiefs,cleansing Or Facial Tissues & Towels	103.259	413.204	306.920	1.267.224
4818300000	Tablecloths And Serviettes	104	18.473	286	33.846
4818401100	Napkins & Napkin Liners For Babies & Similar Sanitary Articles	1.930.249	7.427.005	4.579.213	17.808.714
4818401900	Oth Napkins & Napkin Liners For Babies & Similar Sanitary Articles	574.321	2.599.459	1.329.339	6.290.549
4818402000	Sanitary Towels,tampons & Similar Articles	1.233.536	5.763.599	4.464.284	20.688.518
4818500000	Articles Of Apparel & Clothing, Surgical Face Masks	8.305	24.616	23.322	77.510
4818900000	Oth Articles Of Apparel & Clothing, Oth Surgical Face Masks	77.684	415.321	198.960	1.057.961
4819100000	Cartons,boxes & Cases, Of Corrugated Paper Or Paperboard	2.491.333	8.728.915	3.442.976	13.248.588
4819200000	Boxes, Of Non Corrugated Paper & Paperboard	1.129.575	5.796.511	3.046.126	15.847.368
4819300000	Sacks&bags,base Of A Width>40cm For Cement Or Fertilizer Packing	166.377	655.135	324.301	1.303.745
4819400000	Other Sacks And Bags, Including Cones	85.985	544.685	476.486	1.931.555
4819500000	Other Packing Containers,includ Record Sleeves	111.712	572.607	644.875	3.323.109
4819600000	Box Files,letter Trays,storage Boxes& Similar Articles,used In Offices,shops	28.346	155.706	61.176	520.962
4820100000	Registers,account Books,note Books, Receipt Books,&similar Articles	63.140	288.793	152.627	788.248
4820200000	Exercise Books	24.589	124.061	55.099	236.161
4820300000	Binders(other Than Book Covers),folders& File Covers	15.183	122.050	21.736	416.336
4820400000	Manifold Business Forms& Interleaved Carbon Sets	775	7.874	2.976	39.231
4820500000	Albums For Samples Or For Collections	12.769	72.295	25.466	147.598
4820900000	Other Exercise Book,binders,manifold, Albums	47.627	181.526	97.136	500.131
4821101000	Printed,labels That Form Of Packing For Jewellery,small Objects & The Like	78.709	546.454	1.392.830	7.435.907
4821109000	Printed,oth Labels That Form Of Packing For Jewellery,small Objects & The Like	551.954	1.990.297	6.703.131	22.654.215
4821901000	Oth Printed,labels That Form Of Packing For Jewellery,small Objects & The Like	33.843	136.398	262.514	1.054.780
4821909000	Oth Printed,oth Label That Form Of Pack For Jewellery,small Objects & The Like	242.949	937.480	1.632.973	14.797.102
4822100000	Bobbins,spools,cops&similar Of Pulp Of A Kind Used For Winding Textile Yarn	47.123	105.219	582.244	686.893
4822900000	Bobbins,spools,cops&similar Of Pulp Oth Of A Kind Used For Wind Textile Yarn	472.279	901.350	555.060	1.681.144
4823200000	Filter Paper In Rolls Or Sheets	285.588	990.367	1.578.346	5.866.350
4823401000	Cardiograph Recording Paper	3.112	6.820	31.385	74.394
4823409000	Oth Paper For Self Recording For Other Apparatus	86.270	358.994	516.308	2.324.485
4823610000	Trays,dishes,plates,cups&the Like,of Paper Or Paperboard Of Bamboo	9	77	20	922
4823690000	Trays,dishes,plates,cups&the Like,of Paper Or Paperboard Of Oth Than Bamboo	19.228	154.897	66.488	385.089
4823700000	Gaskets And Washers,moulded Or Pressed Artcles Of Paper Pulp	39.442	327.444	80.391	533.413
4823901000	Other Paper, Cocooning Frames For Silk-worms	58.300	240.989	225.635	927.626
4823902000	Sterilization Indicators,not Gummed, Cocooning Frames For Silk-worms	0	18.001	0	74.868
4823903000	Cup Stock Board (I.e. Polyethylene (pe) In Rells Of Width Of Less Than 10 Cm	573	31.055	5.003	28.821
4823904000	Telegraph Or Teleprinter Paper In Strip Or Rolls	65	1.004	30	407.605
4823905000	Display Cards For Jewellery/for Small Objects Of Personal Adornment	216	3.664	1.393	18.577
4823906000	Punched Jacquard Cards	6.639	9.091	9.352	29.219
4823907000	Fans&handsscreens,with Paper Mounts Or Leaves&frames Of Any Materials	573	741	1.083	2.845
4823909000	Other,cut To Size/shape,other Than In Strips, Rolls Or Sheets	808.546	3.365.967	2.885.362	9.631.612
4901100000	Print Books In Official Language Of Imp Ctry For Educations, In Single Sheet	84.939	503.519	1.786.123	8.081.908
4901910000	Dictionaries,wholly/essentially In The Official Language Of The Import Country	16.400	22.841	21.758	132.622

**I.3. IMPOR MENURUT KOMODITI / IMPORT BY HS COMMODITY**  
**\*\*\* MEI / MAY 2008 \*\*\***

H S	Uraian Komoditi Commodity description	Berat bersih / Net weight (Kg)		Nilai / Value C.I.F ( U S \$ )	
		Bulan ini	Kumulatif	Bulan ini	Kumulatif
		Current month	Cum. Jan. to date	Current month	Cum. Jan. to date
4901991000	Oth Educational,wholly/essential In The Official Language Of The Import Country	77.081	208.603	370.969	1.001.126
4901999000	Oth Educational,oth Wholly/essential In Official Language Of The Import Country	112.575	549.195	1.210.683	6.528.957
4902100000	Newspapers,journals & Periodicals Appearing At Least Four Times A Week	250	5.723	3.042	43.836
4902900000	Oth Newspapers, Journals And Periodicals	13.326	105.024	71.085	538.026
4903000000	Childrens Picture,drawing Or Coloring Books.	3.977	35.011	4.210	146.175
4904000000	Music,printed Or In Manuscript,whether Or Not Bound Or Illustrated.	3.761	16.670	50.306	134.237
4905100000	Maps&hydrographic Or Similar Charts Of All Kinds,globes	413	11.797	8.799	52.062
4905910000	Maps&hydrographic Or Similar Charts Of All Kinds,in Book Form	0	721	0	14.898
4905990000	Maps&hydrographic Or Similar Charts Of All Kinds,in Other Form	0	7.620	0	101.649
4906001000	Plans&drawings,including Photographic Reproduct&carbon Copies Of Plans&drawing	33	1.538	100.517	130.963
4906009000	Plans & Drawings, Being Originals Drawn By Hand, Hand-written Texts	902	5.279	14.383	95.677
4907001000	Banknotes, Being Legal Tender	1	83	10	874
4907002000	Unused Postage Stamps	0	9	0	96
4907004000	Stock,share/bond Certificates&similar Documents Of Title; Cheque Forms	72	115	12.319	256.456
4907009000	Other Banknotes,unused Postage,revenue, Stock,share & The Like	1.875	14.189	346.980	1.102.211
4908100000	Transfers (decalcomanias), Vitrifiable	30.041	164.750	315.132	2.010.682
4908900000	Oth Than Transfers (decalcomanias), Vitrifiable	10.251	77.710	194.242	1.122.722
4909000000	Printed/illustrated Postcards, Card Greetings, Messages/the Like	8.780	12.355	10.526	207.090
4910000000	Calendars Of Any Kind,printed,including Calendar Blocks.	1.242	93.144	496	205.761
4911100000	Trade Advertising Material, Commercial Catalogues & The Like	40.099	157.508	218.577	980.095
4911912000	Printedmatter,wall Pictures&diagram For Instruct Purposes;designs&photograph	219	1.230	1.379	11.215
4911913000	Printed Matter,oth Printed Pictures And Photographs	1.525	7.198	39.081	147.028
4911919000	Printed Matter,oth Anatomical&botanical Diagram & Wall Picture	2.382	29.347	92.751	809.759
4911991000	Printed Card For Jewellery,small Object Person Adornment,carried In The Pocket	78	2.273	834	54.039
4911992000	Printed Stickers For Explosives	30	139	857	3.210
4911999000	Oth Printed Matter, Oth Printed Sticker & Printed Card	48.287	337.039	310.945	2.291.852
5001000000	Silkworm Cocoons Suitable For Reeling.	1.735	147.466	10.554	1.009.682
5002000000	Raw Silk (not Thrown).	33	735	406	14.360
5003000000	Silk Waste (incl. Cocoons Unsuitable For Reeling, Yarn Waste&garneted Stock).	5.166	29.039	150.378	351.304
5004000000	Silk Yarn(oth Than Yarn Spun From Silk Waste) Not Put Up For Retail Sale.	26.487	110.690	203.816	1.064.004
5005000000	Yarn Spun From Silk Waste,not Put Up For Retail Sale.	0	72.368	0	76.354
5006000000	Silk Yarn & Yarn Spun From Silk Waste, Put Up For Retail Sale;silk-worm Gut.	2.178	27.130	25.234	156.878
5007100010	Fabrics Of Noil Silk,bleached/ Unbleached	272	2.984	16.405	102.018
5007100090	Fabrics Of Noil Silk, Oth Than Bleached/ Unbleached	99.683	311.615	832.436	2.446.514
5007200010	Oth Fabrics,silk/silk Waste >85%, Oth Than Noil Silk,bleached/unbleached	0	4.972	0	46.757
5007200090	Oth Fabrics,silk/silk Waste >85%, Oth Than Noil Silk,oth Bleach/unbleach	107	6.732	8.970	89.426
5007900010	Oth Fabrics,silk/silk Waste < 85%, Oth Than Noil Silk,bleached/unbleached	1.749	8.066	26.289	136.072
5007900090	Oth Fabrics,silk/silk Waste < 85%, Oth Than Noil Silk,oth Bleach/unbleach	11.640	73.563	107.835	454.773
5101110000	Shorn Wool, Not Carded/combed, Greasy, Including Fleece-washed Wool	0	1.635	0	18.490
5101190000	Oth Shorn Wool, Not Carded/combed, Greasy, Including Fleece-washed Wool	203.629	378.365	648.208	1.220.332
5101210000	Shorn Wool, Not Carded/combed, Degreased, Not Carbonised	0	2.553	0	33.900
5102190000	Fine Animal Hair,not Carded/combed Oth Of Kashmir (cashmere) Goats	0	457	0	24.750
5102200000	Coarse Animal Hair,not Carded/combed	0	178	0	2.873
5103100000	Noils Of Wool/of Fine Animal Hair Incl. Yarnwaste But Exclude Garnetstock	0	1.081	0	33.109
5103300000	Waste Of Coarse Animal Hair Include Yarn Waste But Exclude Garnetted Stock	0	370	0	4.130
5105100000	Carded Wool	3.600	12.596	23.988	91.386
5105210000	Combed Wool In Fragments	0	9.673	0	66.647
5105290000	Combed Wool Not In Fragments	129.404	688.443	1.502.791	6.825.738
5106100000	Yarn,carded, Wool > 85% By Weight Not Put Up For Retail Sale	0	29.787	0	255.644
5106200000	Yarn,carded, Wool < 85% By Weight Not Put Up For Retail Sale	56.372	238.051	472.898	2.169.361
5107100000	Yarn,combed, Wool > 85% By Weight Not Put Up For Retail Sale	146	18.834	1.207	121.235
5107200000	Yarn,combed, Wool < 85% By Weight Not Put Up For Retail Sale	5.600	5.737	115.203	117.215
5108100000	Yarn Of Fine Animal Hair Not Put Up For Retail Sale., Carded	0	3	0	40
5109100000	Yarn,wool/animal Hair > 85%, For Retail Sale	5.041	5.041	177.264	177.264
5109900000	Yarn,wool/animal Hair < 85%, For Retail Sale	3.662	5.677	31.903	45.380
5110000000	Yarn,coarse Animal Hair/of Horsehair Wether Not Put Up For Retail Sale	32.483	33.935	260.304	272.328
5111110000	Woven Fabric,carded,wool/animal Hair >85%, Weight < 300 G/m	1.467	30.786	28.801	447.854
5111190000	Woven Fabric,carded,wool/animal Hair >85%, Weight > 300 G/m	1.782	20.608	39.944	211.285
5111200000	Woven Fabric,carded, Wool/animal Hair Mix. Mainly W/made Filament	4.690	18.424	48.921	249.465
5111300000	Woven Fabric,carded, Wool/animal Hair Mix. Mainly W/made Stapel	96	33.063	400	273.238
5111900000	Woven Fabric,carded, Wool/animal Hair Oth Mixed	15	34.066	108	318.951
5112110000	Woven Fabrics,combed Wool/animal Hair >85%, Weight < 200 G/m	68.819	149.829	1.497.732	3.327.797
5112190000	Woven Fabrics,combed Wool/animal Hair >85%, Oth Weight > 200 G/m	133.839	329.284	2.158.612	6.634.830
5112200000	Woven Fabrics,combed Wool/animal Hair Mix. Mainly W/made Filament	20.856	53.855	480.551	960.597
5112300000	Woven Fabrics,combed Wool/animal Hair Mix. Mainly W/made Stapel	39.605	78.464	668.564	1.331.318
5112900000	Woven Fabrics,combed Wool/animal Hair Oth Mixed	31.253	60.405	469.555	874.474
5113000000	Woven Fabrics Of Coarse Animal Hair/ Of Horsehair	14.174	43.117	241.004	551.783
5201000000	Cotton, Not Carded/combed.	68.126.081	334.001.834	114.849.987	532.745.802
5202100000	Cotton Waste,yarn Waste	5.135	2.338.695	39.728	758.436
5202910000	Cotton Waste,garnetted Stock	425	1.407.846	29.724	690.773
5202990000	Oth Yarn Waste & Garnetted Stock	29.136	411.166	249.739	1.392.995
5203000000	Cotton, Carded/combed.	116.777	754.382	976.763	7.030.390
5204110000	Cotton Sewing Thread,not For Sale Cont 85%/more By Weight Of Cotton	44.114	308.344	159.754	1.161.869
5204190000	Cotton Sewing Thread,not For Retail Sale Oth Cont 85%/more Of Cotton	217.417	628.994	690.237	2.956.975
5204200000	Cotton Sewing Thread, For Retail Sale	1.337	21.916	3.946	169.342
5205110000	Single Yarn,of Uncombed Fibres Measur 714.29 Decitex/more, Cotton>85%	574.709	3.451.751	1.305.606	7.286.028
5205120000	Single Yarn,of Uncombed Fibres 232<measuring<714.29dec,cotton>85%	647.709	1.806.069	1.562.073	3.888.115
5205130000	Single Yarn,of Uncombed Fibres 192.31<measuring<232.56 Dec,cotton>85%	170.639	771.058	342.785	1.779.551
5205140000	Single Yarn,of Uncombed Fibres 125<measuring<192.31dec,cotton>85%	66.589	341.738	390.889	1.664.746
5205210000	Single Yarn,of Combed Fibres Measuring 714.29dec/more,cotton>85%	136.054	581.223	375.843	1.283.460
5205220000	Single Yarn,of Combed Fibres 232.56<measuring<714.29dec,cotton>85%	2.792.941	6.123.109	3.979.083	8.850.383

I.3. IMPOR MENURUT KOMODITI / IMPORT BY HS COMMODITY  
 \*\*\* MEI / MAY 2008 \*\*\*

H S	Uraian Komoditi Commodity description	Berat bersih / Net weight (Kg)		Nilai / Value C.I.F ( U S \$ )	
		Bulan ini		Bulan ini	
		Current month	Cum. Jan. to date	Current month	Cum. Jan. to date
5205230000	Single Yarn,of Combed Fibres 192.31<measuring<232.56dec,cotton>85%	17.433	22.337	72.120	85.418
5205240000	Single Yarn,of Combed Fibres 125<measuring<192.31dec,cotton>85%	226.386	640.719	676.530	1.024.838
5205280000	Single yarn,of Combed Fibres Measuring <83.33 Decitex (>120metric),cotton>85%	160	24.655	1.043	80.283
5205310000	Cable Yarn,of Uncombed Fibres Per Single Yarn 14.29dec/more,cott>85%	12.038	40.951	59.247	132.176
5205320000	Cable Yarn,of Uncombed Fibres Per Single yarn 232.56<measuring<714.29,cott>85%	26.698	186.970	67.347	460.388
5205350000	Cable Yarn,of Uncombed Fibres Per Single Yarn<125 (>80 Metric), Cotton>85%	1.502	1.502	13.190	13.190
5205410000	Cable Yarn,of Combed Per Single Yarn 714.29 Decitex/more(<14metric),cott>85%	31.808	108.008	168.439	461.022
5205420000	Cable Yarn,of Combed Per Single Yarn 232.56<measuring<714.29dec,cotton>85%	94.602	462.046	252.874	1.270.875
5205430000	Cable Yarn,of Combed Per Single Yarn 192.31<measuring<232.56dec,cotton>85%	0	22.363	0	96.322
5205440000	Cable Yarn,of Combed Per Single Yarn 125<measuring<192.31dec,cotton>85%	63.086	179.429	784.181	2.036.033
5205470000	Cable Yarn,of Combed Per Single Yarn 83.33<measuring<106,38dec,cotton>85%	759	759	4.599	4.599
5205480000	Cable Yarn,of Combed Per Single Yarn <83,33decitex(>120metric),cotton>85%	10.982	54.005	143.096	496.618
5206110000	Single Yarn Of Uncombed Fibres, 714,29 Or More (<14 Metric),cotton<85%	65.638	318.424	290.029	1.422.869
5206120000	Single Yarn Of Uncombed Fibres, 232<measuring<714.29dec,cotton<85%	30.516	49.115	80.151	130.794
5206130000	Single Yarn Of Uncombed Fibres, 192.31<measuring<232.56dec,cotton<85%	0	130	0	2.955
5206140000	Single Yarn Of Uncombed Fibres, 125<measuring<192.31dec,cotton<85%	0	10	0	4
5206150000	Single Yarn Of Uncombed Fibres,<125dec (exceeding 80 Metric),cotton<85%	0	1.645	0	10.669
5206210000	Single Yarn, Of Combed Fibres, Measure>714.29(not>14 Metric),cott<85%	1.842	5.954	12.586	55.969
5206220000	Single Yarn, Of Combed Fibres, 232.56<measure<714.29 Dec,cotton<85%	97.977	156.342	213.831	333.186
5206250000	Single yarn,of Combed Fibres Measuring <125 Decitex (> 80 Metric Number)	0	11	0	207
5206310000	Cabled Yarn,of Uncombed Measuring Per Single Yarn > 714.29 Decitex	0	344	0	3.865
5206320000	Cabled yarn,of Uncombed Persingle Yarn 232.56<measuring<714.29dec	22.416	42.349	116.939	185.912
5206330000	Cabled Yarn,of Uncombed Persingle Yarn 192.31<measuring<232.56decitex	1	1	320	320
5206350000	Cabled Yarn,of Uncombed Measuring Per Single Yarn<125(>= 80 Metric Number)	0	1.777	0	14.140
5206410000	Cable Yarn,of Combed Fibres Measuring Per Single Yarn 714.29 Decitex/more	7.907	24.132	42.723	122.581
5206420000	Cable Yarn,of Combed Fibres Persingle Yarn 232.56<measuring<714,29 Decitex	0	5.229	0	30.658
5206430000	Cable yarn,of Combed Fibres Persingle Yarn 192.31<measuring< 232.56decitex	0	53	0	895
5206440000	Cable Yarn,of Combed Fibres Persingle Yarn 125<measuring<192,31decitex	0	8	0	232
5206450000	Cable Yarn,of Combed Fibres Measuring Per Single Yarn<125decitex (>80 Metric)	0	6.102	0	83.623
5207100000	Cotton Yarn(oth Than Sewing Thread) Put Cont 85%/more By Weight Of Cotton	140.675	355.713	237.563	598.796
5207900000	Cotton Yarn Sewing Thread Put Up Cont 85%/more By Weight Of Cotton	8.153	183.978	43.429	501.559
5208110000	Unbleached Plain Weave, Weight >=85% Of Cotton, Weighing <= 100 G/m	246.792	1.041.538	1.634.425	6.222.251
5208120000	Unbleached Plain Weave >=85% Of Cotton, Weighing > 100 G/m	153.941	936.944	883.851	4.972.837
5208130000	Unbleached 3-thread/4-thread Twill, Incl. Cross Twill >=85% Of Cotton	13.763	58.385	100.927	437.786
5208190000	Other Unbleached Fabrics>=85% Of Cotton Weighing <= 200 G/m	461.251	2.274.167	3.433.410	15.064.130
5208210000	Absorbent Fabric Bleached For Surgical Use, Cotton >=85%, Weighing <=200 G/m	261.349	1.041.227	1.277.776	5.273.073
5208220000	Bleached Plain Weave, Weighing > 100 G/m	178.142	1.165.620	1.385.263	7.427.913
5208230000	Bleached 3-thread/4-thread Twill, Inc Cross Twill >=85% Of Cotton	1.219	35.142	10.948	246.207
5208290000	Other Bleached Fabrics >85% Of Cotton Weighing <= 200 G/m	345.292	1.091.556	2.681.658	9.432.788
5208310010	Plain Weave Dyed; Voile/chemi Voile Weighing < 100 G/m	146.741	494.043	767.290	3.397.225
5208310030	Other Garments Matter Weighing < 100 M/g	11.997	67.978	71.570	427.235
5208310090	Other Dyed Fabrics Weighing < 100 M/g	670.701	1.680.435	2.424.582	7.260.730
5208320000	Plain Weave Dyed, Weighing > 100 G/m	600.489	2.374.420	6.046.824	22.398.373
5208330000	3-thread/4-thread Twill Dyed, Including Twill	38.004	200.889	478.552	1.905.481
5208390000	Other Dyed Fabrics >85% Weighing < 200 M	262.400	857.696	2.008.231	5.750.041
5208410010	String Fabrics Plain Weave Of Different Color , Weight <= 100 M/g	5.948	64.655	115.474	823.765
5208410090	Other Plain Weave Of Different Color, Weight <= 100 M/g	38.802	107.978	401.167	1.121.803
5208420010	String Fabrics Of Different Color Weighing > 100 G/m	53.556	157.838	513.013	2.037.651
5208420090	Plain Weave Other Than String Fabrics Of Color, Weighing > 100 G/m	991.646	3.003.666	14.536.613	40.323.818
5208430000	Diff.colour, 3 Or 4-thread Twill, Woven Fabrics, 85% Cotton,weight>200g/m2	11.447	23.749	106.188	230.436
5208490000	Other Fabrics Of Different Color	6.352	78.160	77.473	772.214
5208510000	Plain Weave Printed Of Different Color, <= 100 M/g	73.297	299.070	516.939	2.885.784
5208520000	Plain Weave Printed Of Different Color, > 100 M/g	122.573	280.526	1.133.042	2.877.082
5208590000	Other Fabrics Printed Of Different Color	115.799	328.144	1.022.904	2.786.797
5209110000	Plain Weave Unbleached Cont.>=85% Of Cotton, Weight >200 G/m	85.849	351.879	722.018	3.407.675
5209120000	3-thread/4-thread Twill Unbleached, Cont.85% Of Cotton, Weight > G/m	6.100	26.548	38.042	202.588
5209190000	Other Fabrics Unbleached Con.85% Of Cotton, Weight > 200 G/m	581.651	4.370.305	6.121.215	28.414.981
5209210000	Plain Weave Unbleached , Cont.85% Of Cotton, Weight > 200 G/m	11.335	276.681	79.918	1.181.191
5209220000	Bleached, 3 Or 4-thread Twill, Woven Fabrics, 85% Cotton,weight>200g/m2	24.674	146.506	196.067	1.164.842
5209290000	Other Fabrics Unbleached. Cont.85% Of Cotton, Weight>200 G/m	163.705	887.038	991.714	6.125.995
5209310000	Plain Weave Dyed, Cont.85% Of Cotton, Weight > 200 G/m	222.501	898.109	1.684.591	6.729.744
5209320000	Dyed, 3 Or 4-thread Twill, Incl. Twill Cont.85% Of Cotton, Weight>200g/m	337.534	1.437.327	2.479.167	10.777.002
5209390000	Other Fabrics Dyed, Cont.85% Of Cotton Weight > 200 G/m	385.709	1.076.955	2.649.677	7.400.679
5209410000	Plain Weave Of Yarns Of Diff Color, Cont 85% Of Cotton, Wght>200 G/m	30.803	166.003	367.944	1.453.091
5209420000	Denim Of Yarns Diff Color, Cotton>85%, Weight > 200 G/m	996.316	2.580.162	4.352.722	10.033.681
5209430000	Oth Fabrics Of 3-thread /4-thread Cont 85% Of Cotton, Wght>200 G/m	6.748	44.768	78.223	344.471
5209490000	Other Fabrics Of Yarns Diff Colors Cont 85% Of Cotton, Wght>200 G/m	317.614	1.350.550	3.319.810	10.605.261
5209510000	Printed Plain Weave, Cont.85% Of Cotton Weight > 200 G/m	1.447	20.720	11.091	135.138
5209520000	Oth.thn Plain Weave 3 Or 4-thread Twill, Printed, 85% Of Cotton, Wght>200 G/m	960	2.714	7.353	20.554
5209590000	Other Printed Fabric Cont.85% Of Cotton Weight > 200 G/m	24.250	134.228	171.712	906.959
5210110000	Unbleached Plain Weave, Cont. <85% Of Cotton, Mixed With M-m-f Weight<=200g/m	282.035	591.735	2.078.169	4.448.262
5210190000	Oth Unbleached Fabrics, Cont.<85% Mixed With M-m-f Weight<=200g/m	92.988	1.229.381	515.908	6.850.674
5210210000	Bleached Plain Weave Cont.<85% Of Cotton, Mixed With M-m-f Weight<=200g/m	118.441	239.248	968.989	2.308.343
5210290000	Oth Bleached Fabrics, Cont.<85% Of Cotton, Mixed With M-m-f Weight<=200g/m	18.932	64.981	196.307	645.268
5210310000	Dyed Plain Weave Cont. <85% Of Cotton, Mixed With Mmf Weight<=200g/m	194.397	798.703	2.476.442	8.062.208
5210320000	3-thrd/4-thrd Twill, Incl.twill<85% Of Cotton, Mix W/m-m-f Weight<=200g/m	5.920	37.361	66.706	474.429
5210390000	Other Dyed Fabrics Cont. <85% Of Cotton, Mixed With M-m-f Weight<=200g/m	29.135	203.842	410.703	2.321.283
5210410010	String Fabrics Of Yarns Of Diff Color <85% Of Cotton, With Mmf Weight<=200g/m	32.723	151.520	245.872	1.131.522
5210410090	Plain Weave Other Than String Fabrics <85% Of Cotton, With Mmf Weight<=200g/m	115.595	210.030	1.023.912	1.836.842
5210490000	Oth Fabrics Of Diff Color Cont.<85% Of Cotton, Mixed With Mmf Weight<=200g/m	81.280	218.214	462.973	2.001.090
5210510000	Printed Plain Weave Cont.<85% Of Cotton,mixed With Mmf Weight<=200g/m	478	11.253	9.240	240.824

I.3. IMPOR MENURUT KOMODITI / IMPORT BY HS COMMODITY  
 \*\*\* MEI / MAY 2008 \*\*\*

H S	Uraian Komoditi Commodity description	Berat bersih / Net weight (Kg)		Nilai / Value C.I.F ( U S \$ )	
		Bulan ini	Kumulatif	Bulan ini	Kumulatif
		Current month	Cum. Jan. to date	Current month	Cum. Jan. to date
5210590000	Other Printed Fabrics Cont.85% Of Cotton, Mixed With Mmf Weight<=200g/m	164.464	892.286	960.465	4.826.473
5211110000	Unbleached Plain Weave, Cont. <85% Of Cotton, Mixed With M-m-f Weight>200g/m	26.236	50.203	227.481	580.016
5211120000	3-thread/4-thread Twill Unbleachd,inc Twill<85% Of Cotton W/mmf Weight>200g/m	0	25.789	0	203.159
5211190000	Oth Unbleached Fabrics, Cont.<85% Mixed With M-m-f Weight>200g/m	213.429	569.248	1.395.392	4.617.631
5211200000	Bleached Plain Weave Cont.<85% Of Cotton, Mixed With M-m-f Weight>200g/m	140.296	503.892	982.097	3.490.349
5211310000	Dyed Plain Weave Cont. <85% Of Cotton, Mixed With M-m-f Weight>200g/m	1.159	39.756	51.340	347.869
5211320000	3-thrd/4-thrd Twill, Incl.twill<85% Of Cotton, Mix W/m-m-f Weight>200g/m	10.795	64.379	75.385	448.343
5211390000	Other Dyed Fabrics Cont. <85% Of Cotton, Mixed With M-m-f Weight>200g/m	121.434	594.541	776.748	4.604.410
5211410010	String Fbrcs Of Yarn Of Diff Color<85% Of Cotton, Mixed With Mmf Weight>200g/m	95	95	353	353
5211410090	Yarns Of Diff Clour Oth Than String Fab <85% Of Cotton, Mxd W/mmf>200 G/m	0	9.870	0	81.488
5211420000	Denim Of Yarns Diff Color, Cotton<85%, Mix Wth Man-made Fibr Weight>200g/m	461.158	1.503.066	919.154	2.918.237
5211430000	Oth Fabrics Of 3-thread/4-thrd<85%of Cotton, Mixed With Mmf Weight>200g/m	16.326	16.342	23.955	28.268
5211490000	Oth Fabrics Of Diff Color Cont.<85% Of Cotton, Mixed With Mmf Weight>200g/m	1.603	32.865	20.794	424.338
5211520000	3-thre/4-thread Twill,incl.twill<85% Of Cotton, Mixed With Mmf Weight>200g/m	0	45.067	0	384.748
5211590000	Othr Printed Fabrics Cont.<85% Of Cotton, Mixed With Mmf Weight>200g/m	29	2.820	321	18.516
5212110000	Unbleached Woven Fabrics Of Cotton Weight <=200 G/m	1.717	27.231	27.859	240.772
5212120000	Bleached Woven Fabrics Of Cotton Weight <=200 G/m	240.000	747.632	1.444.772	4.394.873
5212130000	Dyed Woven Fabrics Of Cotton Weight <=200 G/m	43.011	362.007	221.074	2.621.216
5212140000	Woven Fabrics Of Cotton Of Yarns Of Different Color Weight <=200 G/m	30.990	287.615	202.067	2.102.373
5212150000	Printed Woven Fabrics Of Cotton Weight <=200 G/m	207	50.425	1.070	314.110
5212210000	Unbleached Woven Fabrics Of Cotton Weight > 200 G/m	0	266	0	2.495
5212220000	Bleached Woven Fabrics Of Cotton Weight > 200 G/m	0	180	0	10.384
5212230000	Dyed Woven Fabrics Of Cotton Weight > 200 G/m	88	10.358	768	128.138
5212240000	Woven Fabrics Of Cotton Of Yarns Of Different Color Weight > 200 G/m	0	950	0	6.480
5212250000	Printed Woven Fabrics Of Cotton Weight > 200 G/m	35.710	53.949	198.714	357.683
5301100000	Flax, Raw/retted -flax, Raw/retted	20	1.213	446	6.757
5301210000	Broken/scutched Flax,broken,scutch- Ed/other Processed But Not Spun	0	397	0	3.772
5301290000	Other Flax, Raw/processed But Not Spun; Falx Waste	0	110	0	1.033
5301300000	Flax Tow & Waste Raw/processed But Not Spun	0	990	0	10.829
5302100000	True Hemp, Raw/retted	0	14.607	0	24.018
5302900000	Other Hemp Raw And Processed But Not Spun	0	520	0	2.476
5303100000	Jute & Oth Textile Bast Fibres, Raw/ Retted	506.520	2.476.809	365.126	1.475.656
5303900000	Jute & Oth Textile Bast Fibres, Processed But Not Spun	2.504	7.161	33.866	150.317
5305000011	Raw Coir Coconut Fibres	73.960	75.835	12.163	35.934
5305000021	Raw Abaca Fibres	11.250	24.721	4.227	23.442
5305000090	Oth Than Coconut, Abaca, Ramie Textile Fibres	59.257	755.587	396.936	2.377.059
5306100000	Single Flax Yarn	0	374.828	0	979.412
5306200000	Multiple (folded)/cabled Flax Yarn	6	22	224	412
5307100000	Single Yarn Of Jute/of Oth Textile Bast Fibres Of Heading 53.03.	43	58.343	6.830	47.120
5307200000	Multiple (folded)/cabled Of Jute/ Oth Fibres Bast Fibres Of Heading 53.03.	879.704	3.393.106	613.750	2.422.686
5308100000	Coir Yarn Of Ther Textile Bast Fibres Of 5303	7	389	272	11.443
5308200000	True Hemp Yarn Of Other Textile Basf Fibres Of Head 5303	22	68	1.365	5.396
5308901000	Paper Yarn	95.679	410.407	147.905	1.117.415
5308909000	Other Paper Yarn	8.336	262.170	68.231	359.326
5309110000	Unbleached/bleached Woven Fabrics Of Flax Cont.>=85% Of Weight Of Flax	670	11.508	11.840	129.009
5309190000	Other Woven Fabrics Of Flax Cont.>=85% Of Weight Of Flax	33.038	409.534	382.002	5.293.798
5309210000	Unbleached/bleached Woven Fabrics Of Flax Cont.<85% Of Weight Of Flax	0	53.530	0	479.132
5309290000	Other Woven Fabrics Of Flax Cont.<85% Of Weight Of Flax	21.750	218.143	292.707	2.580.743
5310100010	Unbleached Plain Woven Fabrics Of Other Textile Bast Fibres Of Head 5303	51.209	183.509	60.005	187.192
5310100090	Bleached Plain Woven Fabrics Of Other Textile Bast Fibres Of Head 5303	9	557	76	6.731
5310900000	Other Woven Fabrics Of Jute/of Oth Bast Fibres Of Heading 53.03.	0	1.751	0	14.664
5311000000	Woven Fabrics Of Oth Vegetable Textile Fibres; Woven Fabrics Of Paper Yarn.	109.938	261.055	346.454	876.158
5401100000	Sewing Thread Of Man-made Flment Of Synthetic Filaments	180.912	657.746	1.467.494	4.381.015
5401200000	Sewing Thread Of Artificial Flmnt For Retail Sale	22.078	116.489	104.794	515.931
5402110000	High Tenacity Yarn Of Nylon/others Polyamide Of Aramids	121.347	276.446	1.303.745	3.963.785
5402190000	High Tenacity Yarn Of Nylon/others Polyamide Of Oth Aramids	294.984	1.496.665	1.095.523	5.992.341
5402200000	High Tenacity Yarn Of Polyesters	1.544.450	6.366.812	3.681.673	14.955.216
5402310000	Textured Yarn Of Nylon/oth Polyamides Measuring Single Yarn <= 50 Tex	9.117	112.945	91.525	895.848
5402320000	Textured Yarn Of Nylon/other Poly- Amides, Measuring Single Yarn <= 50 Tex	110.610	470.412	176.423	923.371
5402330000	Textured Yarn Of Polyesters	1.555.369	4.929.249	6.405.785	21.734.325
5402340000	Textured Yarn Of Polypropylene Synthetic Filament	33.904	298.724	97.862	768.591
5402390000	Other Texture Synthetic Filament Yarn	631.841	2.128.836	2.686.080	6.180.519
5402440000	Oth Yarn, Single, Of Elastomeric <=50 Turns/m	92.836	416.203	627.583	2.504.224
5402450000	Oth Yarn, Single, Oth, Of Nylon Or Oth Polyamides, <=50 Turns/m	303.066	752.586	1.131.225	2.917.897
5402460000	Oth Yarn, Single, Oth,of Polyesters, Partially Oriented, <=50 Turns/m	220.313	1.412.016	483.533	3.115.940
5402470000	Oth Yarn, Single, Of Oth Polyesters For Mdical/srgical Use, <=50 Turns/mtr	373.653	1.333.695	842.946	4.248.282
5402480000	Oth Yarn, Single, Oth, Of Polypropylene, <=50 Turns/m	47.929	91.782	119.525	166.769
5402490000	Oth Yarn, Single, Oth Thn, Of Elast, Nylon,polyeste,polypropylene,<=50 Trn/mtr	271.688	1.234.624	1.479.493	7.385.782
5402510000	Oth Yarn, Single,twist,of Nylon/ Oth Polyamides, > 50 Turns/m	3.288	15.163	23.638	43.353
5402520000	Oth Yarn,single,twist, Of Polyester > 50 Turns/mtr	171.991	822.470	486.774	1.756.858
5402590000	Oth Yarn,single,twist,oth Th Of Nylon Or Oth Plyamide&polyester,>=50 Trn/mtr	18.362	103.097	138.846	907.091
5402610000	Oth Yarn Of Nylon/oth Polyamides, Multiple/cable	30.790	296.955	23.713	341.403
5402620000	Other Yarn Of Polyester, Multiple/cable	36.285	279.055	100.027	1.748.696
5402690000	Oth Yarn,multiple/cable,oth Thn Of Nylon/oth Polyamides&polyester	49.787	477.378	231.853	2.462.903
5403100000	High Tenacity Yarn Of Viscose Rayon	21.187	89.016	31.024	245.624
5403310000	Other Single Yarn Of Viscose Rayon, Un Twisted/with A Twist <120 Turns/m	48.365	342.966	174.576	910.624
5403320000	Other Single Yarn Of Viscose Rayon, With Twist Exceeding 120 Turns/m	16.471	20.996	116.916	176.648
5403330000	Other Single Yarn Of Cellulose Acetate	0	137.376	0	877.510
5403390000	Other Single Yarn	153.670	839.388	772.315	3.929.610
5403410000	Other Multiple (folded)/cable Yarn Of Yarn Of Viscose Rayon	34.132	241.298	159.778	930.636
5403420000	Other Multiple (folded)/cable Yarn Of Of Cellulose Acetate	3.246.773	7.260.715	13.492.069	30.613.662

I.3. IMPOR MENURUT KOMODITI / IMPORT BY HS COMMODITY  
 \*\*\* MEI / MAY 2008 \*\*\*

H S	Uraian Komoditi Commodity description	Berat bersih / Net weight (Kg)		Nilai / Value C.I.F ( U S \$ )	
		Bulan ini	Kumulatif	Bulan ini	Kumulatif
		Current month	Cum. Jan. to date	Current month	Cum. Jan. to date
5403490000	Other Artificial Filament Yarn	40.913	222.771	151.398	870.769
5404110000	Synth Monofilament Of Elastomer >=67dctx,dim.<=1mm, Width<=5mm	30.362	140.549	97.424	488.131
5404120000	Synth.monfilmnt Oth.of Polypropylene >=67dctx,dim.<=1mm, Width<=5mm	11.067	78.255	31.008	272.419
5404190000	Synth.mnfilmnt Oth Thn Elast&plyrpln >=67dctx,dim.<=1mm, Width<=5mm	499.486	2.245.883	2.267.363	9.523.608
5404900000	Synthetics Other Than Filaments Exceeds 1 Mm, Width <= 5 Mm	293.675	560.667	945.388	2.694.858
5405000000	Artificial Monofilament >=67 Dec, No Cross-sect,dim>=1mm,strip And The Like	232	43.032	3.906	338.183
5406000000	Man-made Flamnt Yarn(oth Thn Sewing Thread), Put Up For Retail Sale.	24.106	759.944	79.842	1.274.433
5407101100	Unbleached Tyre Woven Fabrics & Conveyor Duck	88.803	479.608	566.772	4.120.638
5407101900	Other Unbleached Other Than Tyre Woven Fabrics & Conveyor Duck	51.708	448.170	457.789	3.240.583
5407109100	Tyre Woven Fabrics & Conveyor Duck Of Other Woven Fabrics Of Synthtcs Flmnt	1.494	1.922	15.136	21.118
5407109900	Other Woven Fabrics Of Synthetics Flmnt Obtained Materials Of Head 54.04	21.572	140.164	351.184	1.689.128
5407200000	Woven Fabric, Bleached/no, Obtained From Strip/the Like	75.289	338.256	458.697	1.518.875
5407300000	Fabrics Specified In Note 9 To Section	17.149	56.276	186.020	766.114
5407411000	Woven Nylon Mesh Fabric Of Untwisted Weight >=85% Of Flmnt Of Nyln/polyamd	51.006	173.086	461.458	1.328.396
5407419000	Woven Fabrics Obtained From High Tencity Materials Of Heading 54.04.	178.782	336.014	1.376.456	2.440.734
5407420000	Dyed Woven Fabrics Weight>=85% Of Filament Of Nylon/polyamides	604.974	2.041.296	7.218.207	24.163.660
5407430000	Woven Fabrics Of Yarn Of Diff Colors Weight >=85% Of Flmnt Of Nyln/polyamd	6.260	23.964	56.837	278.231
5407440000	Printed Woven Fabrics Weight>=85% Of Flmnt Of Nyln/polyamds	2.980	46.690	34.715	386.215
5407510000	Woven Fabrics, Bleachd/no, Con.>=85% Of Txturd Polyestr Flmnt	336.864	1.558.378	2.102.685	10.516.653
5407520000	Dyed Woven Fabrics Cont.>=85% Of Weight Of Textured Polyester Flmnt	1.254.281	3.775.120	9.607.004	28.985.060
5407530000	Oth Woven Fabrics Of Yarn Of Diff Color Weight>=85% Of Textrd Polyester Filament	44.398	119.665	286.120	884.806
5407540000	Printed Woven Fabrics Cont.>=85%, Weight>=85% Of Textrd Polyester Filament	167.945	966.875	1.576.482	8.733.436
5407610000	Oth Woven Fabrics, Cont >=85% Of By Weight Of Non Textured Polyester Filamnt	1.510.237	5.466.039	10.434.267	36.841.955
5407690000	Oth Bleached/unbleached Woven Fabrics Cont.>=85% Of Polyester Polymnts	601.257	2.088.393	5.361.979	17.344.026
5407710000	Oth Woven Fabric,bleachd/no, Con.>=85% Of Txturd Polyester Flmnt	10.709	526.364	116.650	2.630.824
5407720000	Dyed Woven Fabrics Cont.>=85% Of Weight Of Synthetics Filament	92.010	435.115	657.410	2.470.225
5407730000	Oth Woven Fabrics Of Yarn Of Diff Color >=85% Weight Of Synthetic Filaments	0	63.707	0	192.400
5407740000	Printed Woven Fabrics Cont.>=85%, Weight Of Synthetics Filament	323	63.830	2.369	510.792
5407810000	Woven Fabrics,bleachd/no,cont. <85% Weight Of Synth Flmnt With Cotton	18.660	76.204	229.270	738.393
5407820000	Dyed Woven Fabrics Cont.<85% Of Weight Of Synth Flmnt With Cotton	100.376	379.515	556.712	2.525.508
5407830000	Oth Woven Fabrics Of Yarn Of Diff Color Weight<85% Of Synth Flmnt With Cotton	17.580	40.016	107.796	271.553
5407840000	Printed Woven Fabrics Cont.<85%, Weight Of Synth Flmnt With Cotton	199	15.224	1.780	73.694
5407910000	Woven Fabric,bleachd/no,obtained Other Than Synthetics/cotton Filament	48.989	71.983	345.714	555.821
5407920000	Dyed Woven Fabrics Obtained Other Than Synthetics/cotton Filaments	446.859	959.071	3.842.696	8.277.989
5407930000	Oth Woven Fabrics Of Yarn Of Diff Color Other Than Synthetics/cotton Filament	6.831	39.928	74.771	226.249
5407940000	Printed Woven Fabrics Obtained Other Than Synthetics/cotton Filaments	1.593	65.390	18.864	545.675
5408101000	Unbleached Woven Fabrics Obtained From High Yarn Of Viscose Rayon	484	104.493	5.879	722.673
5408109000	Bleached Woven Fabrics Obtained From High Yarn Of Viscose Rayon	61.852	142.120	544.068	1.316.430
5408210000	Woven Fabrics, Bleachd/no,cont. >=85%wght Of Artificial Flmnts/strip	14.519	58.250	59.265	194.128
5408220000	Dyed Woven Fabrics Cont.>=85% Weight Of Artificial Flmnts/strip	62.436	466.936	685.382	3.373.929
5408230000	Oth Woven Fabrics Of Yarn Of Diff Color >=85%wght Of Artficl Flmnt/strip	131	59.131	1.421	374.680
5408240000	Printed Woven Fabrics Cont.>=85% Weight Of Artificial Flmnts/strip Of	0	84.601	0	581.655
5408310000	Woven Fabrics,bleachd/no, Obtained Of Oth Artificial Flmnt/strip	0	3.886	0	39.823
5408320000	Dyed Woven Fabrics Obtained Of Other Artificial Flmnt/strip Of The Like	8.455	60.129	112.553	709.913
5408330000	Oth Woven Fabrics Of Yarn Of Diff Color Obtnd Of Oth Artficl Flmnt/strip	4.100	21.057	54.118	161.983
5408340000	Printed Woven Fabrics Obtained Of Other Artificial Flmnt/strip Of The Like	0	3.528	0	50.637
5501100000	Synthetic Filament Tow Of Nylon/ Other Polyamides	149.532	422.005	539.470	1.993.756
5501200000	Synthetic Filament Tow Of Polymers	66.453	349.994	107.426	670.585
5501300000	Synthetic Filament Tow Of Acrylic/ Modacrylic	4.549.538	16.162.725	12.272.785	41.040.749
5501400000	Synth. Filament Tow Of Polypropylene	0	642	0	2.670
5501900000	Other Synthetic Filament Tow	41.112	120.023	234.919	788.316
5502000000	Artificial Filament Tow. Artificial Filament Tow.	1.606.654	5.625.596	6.409.895	22.718.014
5503110000	Synthetic Staple Fibres Of Nylon/otr Polyamides Of Aramids	89.731	280.776	218.324	970.862
5503190000	Synthetic Staple Fibres Of Nylon/otr Polyamides Oth Thn Aramids	8.758	187.075	31.771	674.413
5503200000	Synthetic Staple Fibres Of Polyesters	5.671.043	22.980.966	8.044.118	33.505.776
5503300000	Synthetic Staple Fibres Of Acrylic/ Modacrylic	3.339.620	14.980.229	8.121.624	36.396.660
5503400000	Synthetic Staple Fibres Of Poplypropy Lene	766.251	2.725.529	1.615.800	5.366.486
5503900010	Other Synthetic Staple Fibres Of Poli Vinil Alcohol	38.672	305.465	171.764	1.264.261
5503900090	Other Synthetic Staple Fibres Of Other Than Polivinil Alcohol	27.359	86.567	84.630	375.551
5504100000	Artfcl Staple Fibres Of Viscose Rayon, Carded/othwise Procsed For Spning	497.846	5.325.152	1.394.174	14.353.646
5504900000	Artfcl Staple Fibres Of Viscos Rayon Not Crded/othwise Procs For Spin	121.052	661.683	592.144	3.082.043
5505100000	Waste Of Man-made Fibres Of Synthetic Fibres	58.169	319.332	192.857	355.346
5505200000	Waste Of Man-made Fibres Of Artificial Fibres	0	490	0	2.779
5506100000	Synth Staple Fibres Of Nylon/oth Poly Amides Crded,comb Othwse Procs For Spng	26.890	53.652	146.681	325.240
5506200000	Synth Staple Fibres Of Polyester Crded, Combed Othwse Procs For Spning	2.955.016	16.123.517	2.671.752	14.885.429
5506300000	Synth Staple Fibres Of Arcylic/moda- Crylic Combed Othwse Procs For Spning	96.936	319.854	289.878	899.225
5506900000	Oth Synth Staple Fibres, Carded, Comb Othwise Processed For Spinning.	690	124.111	10.000	123.366
5507000000	Artificial Staple Fibres, Carded, Comb Othwise Processed For Spinning	12.129	108.832	130.600	845.237
5508100000	Sewing Thread Of Man-made Staple Fibre Of Synthetic Staple Fibres For Rta	98.661	610.350	795.246	4.922.231
5508200000	Sewing Thread Of Man-made Staple Fibre Of Artfcl Staple Fibres For Reta	27.848	88.922	258.415	550.184
5509110000	Single Yarn Cont >=85% By Weight Of Staple Fibres Of Nylon/otr Polyamides	487	3.707	7.199	18.506
5509120000	Multiple/cabled Yarn Cont>=85% By Wght Of Staple Fbre Of Nylon/otr Poly	0	22	0	310
5509210000	Single Yarn Cont >=85% By Weight Of Polyester Staple Fibres	108.992	942.450	196.497	1.863.097
5509220000	Multiple (folded)/cabled Yarn Cont. >=85% Of Polyester Staple Fibres	146.515	1.632.984	502.551	2.852.119
5509310000	Single Yarn Cont >=85% By Weight Of Acrylic/modacrylic Staple Fibres	0	20.947	0	92.209
5509320000	Multiple/cabled Yarn Cont>=85% By Weight Of Acrylic/modacrylic Staple Fbrs	767	8.399	4.642	44.153
5509410000	Single Yarn Cont >=85% By Weight Of Synthetic Staple Fibres	38.061	38.300	63.704	63.831
5509420000	Multiple (folded)/cabled Yarn Cont. >=85% Of Synthetic Staple Fibres	5.189	28.891	39.620	248.695
5509510000	Oth Yarn Of Polyester Staple Fibres Mixed Mainly With Artificial Staple Fbrs	0	76.026	0	294.640
5509520000	Oth Yarn Of Polyester Staple Fibres Mixed Wool/animal Hair	6.227	6.227	25.792	25.792
5509530000	Oth Yarn Of Polyester Staple Fibres With Cotton	72.360	265.017	128.006	448.715

I.3. IMPOR MENURUT KOMODITI / IMPORT BY HS COMMODITY  
 \*\*\* MEI / MAY 2008 \*\*\*

H S	Uraian Komoditi Commodity description	Berat bersih / Net weight (Kg)		Nilai / Value C.I.F ( U S \$ )	
		Bulan ini	Kumulatif	Bulan ini	Kumulatif
		Current month	Cum. Jan. to date	Current month	Cum. Jan. to date
5509590000	Oth Yarn Of Polyester Staple Fibres Oth Than Mixed Mainly	51	57.749	75	95.231
5509610000	Oth Yarn Of Acrylic/modacrylic Staple Fbr Mixed With Wool/animal Hair	30.588	51.196	343.074	412.351
5509620000	Oth Yarn Of Acrylic/modacrylic Staple Fibre Mixed With Cotton	12.625	30.777	60.120	143.376
5509690000	Oth Yarn Of Acrylic/modacrylic Staple Fibre Oth Thn Cotton&animal Hair	8.811	23.794	65.942	210.878
5509910000	Other Yarn Mixed Mainly Ot Solely With Wool/animal Hair	201	201	2.435	2.435
5509920000	Other Yarn Mixed Mainly/solely With Cotton	0	189	0	990
5509990000	Other Yarn Of Synthetic Staple Fibres Oth Thn Mix With Animal Hair&cotton	5.816	11.705	75.820	141.329
5510110000	Single Yarn Cont >=85% By Weight Of Artificial Staple Fibres	46.018	98.951	172.097	400.181
5510120000	Multiple/cabled Yarn Cont.>=85% By Weight/artificial Staple Fibres	4.657	17.930	24.840	122.530
5510200000	Oth Yarn, Mixed Mainly/solely With Cont>=85% Of Weight Of Artifical Stpl Fbr	71	35.731	479	198.645
5510300000	Other Yarn, Mixed Mainly/solely Cont>=85% Of Weight Of Cotton	32.720	37.698	221.903	419.052
5510900000	Other Yarn Of Artificial Staple Fibres Cont>=85% Of Weight Of Cotton	31.598	159.416	183.826	812.453
5511100000	Yarn Of Synthetic Staple Fibres, Cont. >=85% Weight Of Such Fibres	7.843	86.696	49.002	579.365
5511200000	Yarn Of Synthetic Staple Fibres, Cont. <85% Weight Of Such Fibres	0	263	0	1.422
5511300000	Yarn Of Artificial Staple Fibres Put Up For Retail Sale	7.770	31.068	92.375	430.653
5512110000	Woven Fabrics Of Synthetic Staple Fibre Cont>=85% Weight Of Polyester Staple Fbr	89.390	225.438	449.668	1.152.655
5512190000	Woven Fabrcs Of Synth Staple Fbr Cont >=85% Wght,oth Than Polyester Stple Fbr	318.342	680.275	1.641.931	4.503.991
5512210000	Woven Fabrics Of Synthetic Staple Fibre Cont>=85% Weight Of Acrylic/mdcrylic	647	20.238	8.394	118.415
5512290000	Woven Fabrics Of Synth Staple Fbr Cont >=85% Wght Of Oth Thn Acrylic/mdcrylic	7.812	70.119	44.880	630.663
5512910000	Oth Woven Fabrics Of Synth Stple Fibre Cont>=85% Weight Of Acrylic/mdcrylic	487	11.381	12.200	168.540
5512990000	Oth Woven Fabrics Cont>=85% Of Wght Of Acrylic/modacrylic Staple Fibres	5.089	34.542	149.503	637.551
5513110000	Woven Fbrcs Of Polyester Staple Fibres Plain Weave <=85% Mix W/cotton <170g/m	129.769	579.575	710.378	2.903.487
5513120000	3-thread /4-thread Twill, Incl Twill Polyester Staple Fibres <=85% W/cotton	4.202	4.214	29.906	30.068
5513130000	Oth Woven Fbrcs Of Polyester Stple Fbr <=85% Mixed Wght <170 G/m Of Cotton Fbr	401	1.698	21.677	29.920
5513190000	Oth Woven Fabrics <85% Mixed Cotton Weight <170 G/m Of Cotton	61.572	228.862	272.211	972.487
5513210000	Dyed Woven Fabrics Of Polyester Staple Fibres, Plain Weave <85% Of Such Fibres	102.212	1.174.339	761.886	7.110.631
5513230000	Oth Dyed Woven Fabrics Of Polyester Staple Fibres <85%, Cotton<170 G/m	115.317	325.166	943.824	2.298.645
5513290000	Oth Woven Fabrics <85% Such Fibres, Mixed Cotton <170 G/m	10.381	90.987	94.609	893.710
5513310000	Wvn Fabrics Of Yarn Of Diff Color Of Polyester Stpe Fbrs,plain Weave<85% Fbrs	41.333	62.825	251.202	415.079
5513390000	Oth Woven Fabrics<85% Of Such Fibres Weight <170 G/m Of Cotton	68.599	144.828	638.012	1.069.134
5513410000	Printed Polyester Staple Fibres, Plain Weave <85% Of Fbr, Cotton<170 G/m	596.620	2.176.802	738.561	2.645.316
5513490000	Other Woven Fabrics<85% Of Fibres Weight <170 G/m Of Cotton	84.566	342.680	343.989	1.539.348
5514110000	Woven Fbrcs Of Polyester Staple Fibres Plain Weave <=85%,cotton >170g/m	745	33.911	8.332	282.175
5514120000	Bleached Or No,3 Or 4-thread Twill, Polyester Stpl Fbrs<85%,cotton>170g/m2	150	527	8.438	11.359
5514190000	Other Woven Fabrics<85% Of Fibres Mixed Weight >170g/m Of Cotton	382.109	2.367.498	2.526.727	11.417.818
5514210000	Dyed Polyester Staple Fbrs, Plain Weave Staple Fbrs<85%, Cotton >170 G/m,dyed	1.544	9.624	15.284	87.978
5514220000	Dyed, 3 Or 4-thread Twill, Incl. Twill Polyester Stpl Fbrs<85%,cotton>170g/m2	13.190	43.466	109.504	423.778
5514230000	Oth Dyed Woven Fabrics Of Polyester Staple Fbre<85%, Cotton >170 G/m,dyed	0	11.714	0	15.910
5514290000	Other Woven Fabrics<85% Of Fibres Mixed Weight >170g/m Of Cotton , Dyed	69.876	292.443	763.741	2.446.254
5514300000	Woven Fabrics Of Synth Stple Fibre <85%, Cotton >170 G/m, Diff Color	1.875	2.789	11.842	19.164
5514420000	Prnt 3-thread/4-thread Twill,incl Twl Polyester Stple Fbr<85%, Cotton >170g/m	0	103.955	0	618.825
5514430000	Oth Printd Woven Fabrics Of Polyester Stpl Fbr <85%, Cotton >170 G/m	0	9.501	0	48.881
5514490000	Other Printed Woven Fabrics<85% Such Fibres, Weight >170 G/m Of Cotton	3.614	8.520	31.676	66.391
5515110000	Oth Woven Fabrics Of Synth Stple Fbrs Of Polyester Stpl Fbr Mixed W/viscose Rayon	423.561	1.378.432	3.327.295	9.722.501
5515120000	Oth Woven Fabrcs Of Synth Stple Fbrs Of Polyester Stpl Fbr Mixed W/m-made Flmnt	75.358	154.631	610.055	1.277.863
5515130000	Oth Woven Fabrcs Of Synth Stple Fbrs Of Polyester Stpl Fbr Mix W/wool/anml Hair	45.530	114.881	805.014	1.800.441
5515190000	Other Woven Fabrics Of Synth Stple Fbr Of Other Polyester Staple Fibres	186.871	564.200	1.328.260	4.185.913
5515210000	Oth Wvn Fbrcs Of Acrylic/modacrylic Mixed/solely With Man-made Filament	230	1.281	49.146	55.072
5515220000	Oth Wvn Fbrcs Of Acrylic/modacrylic Mixed/solely W/wool/fine Anml Hair	0	971	0	13.190
5515290000	Oth Wvn Fbrcs Of Acrylic/modacrylic Mix W/other Than Man-made Flmnt/wool	6.843	18.155	86.317	185.480
5515910000	Oth Woven Fabrics Mixed Mainly/solely Man-made Filaments	14.171	18.092	77.194	153.889
5515990000	Oth Woven Fabrics Mixed Mainly/solely With Other Than Man-made Flmnt/wool	122.931	232.738	908.905	2.245.583
5516110000	Unbleached/bleached Woven Fabrics Of Artificial Staple Fibre;weight>=85%	38.351	181.312	250.043	1.253.008
5516120000	Dyed Fbrcs Of Artificial Staple Fibre; Weight>=85% Of Artificial Staple Fibres	22.711	195.177	95.664	1.154.214
5516130000	Woven Fabrics Of Yarns Of Diff Color Weight>=85% Of Artificial Staple Fibres	21	517	278	9.502
5516140000	Printed Woven Fabrics Of Yarns Of Diff Color; Wghts=85% Of Artificial Staple Fb	6.726	94.808	71.651	852.684
5516210000	Unbleached Woven Fabrics Of Artificial Staple Fibre Mix M-m-f;weight<85%	0	5.323	0	61.235
5516220000	Dyed Woven Fabrics Of Artificial Staple Fibre Mix M-m-f;weight<85%	18.311	124.616	192.913	1.090.473
5516230000	Woven Fabrics Of Yarn Of Diff Color Artificial Staple Fibre;weight<85%	0	3.447	0	49.841
5516310000	Unbleached Woven Fabrics Of Artificial Staple Fibre Mixed W/wool;weight<85%	0	1.181	0	8.969
5516320000	Dyed Woven Fabrics Of Artificial Staple Fibre Mixed With Wool;weight<85%	72	471	300	4.966
5516330000	Woven Fbrc Of Yarn Of Diff Color Staple Fibre Mixed With Wool;weight<85%	0	132	0	396
5516340000	Printed Woven Fabrics Of Staple Fibre Mixed With Wool;weight<85%	0	2.675	0	32.921
5516410000	Unbleached Woven Fabrics Of Artificial Staple Fibre Mixed Cotton;weight<85%	0	41.017	0	434.560
5516420000	Dyed Woven Fabrics Of Artificial Staple Fibre Mixed With Cotton;weight<85%	0	4.542	0	40.028
5516430000	Woven Fabrics Of Yarn Of Diff Colors Mixed With Cotton;weight<85%	417	4.362	15.838	84.161
5516440000	Printed Woven Fbrcs Of Artifical Staple Fibre Mixed With Cotton;weight<85%	0	115	0	488
5516910000	Other Unbleached Woven Fabrics Of Staple Fbr Mixed W/cotton;weight<85%	2.980	7.650	21.423	62.706
5516920000	Other Dyed Woven Fabrics Of Artificial Staple Fibre Mixed Cotton;weight<85%	59.085	89.624	543.364	950.779
5516930000	Oth Woven Fabric Of Yarn Of Diff Colors Staple Fibre Mixed Cotton;weight<85%	75	227	327	3.619
5516940000	Other Printed Woven Fabrics Of Artifical Staple Fibre Mixed Cotton;weight<85%	950	10.208	5.450	72.753
5601100000	Sanitary Towels & Tampons, Napkins Liners For Baby&similar Sanitary Article	59	24.910	1.621	252.181
5601210000	Wadding & Its Articles Of Man-made Fibres	215	13.307	1.165	118.359
5601221000	Wrapped Cigarette Tow Of Man-made Fibres	0	6.335	0	9.383
5601229000	Other Wrapped Cigarette Tow Of Man- Made Fibres	388	12.596	1.954	99.727
5601290000	Wrapped Cigarette Tow Of Other Than Man-made Fibres	5.530	441.794	97.470	669.721
5601301000	Polyamide Fibre Flock Of Wadding Material Not Exceeding 5 Length.	18.120	56.533	64.700	205.816
5601309000	Textile Flock & Dust Mill Neps Other Than Polyamide Fibre Flock;<=5 Flock	16.918	49.813	360.454	982.439
5602100000	Needleloom Felt & Stitch-bonded Fibre Covered/laminated.	24.721	121.126	200.267	1.638.201
5602210000	Oth Felt Of Wool/fine Animal Hair,not Impregnated,coated,covered	285	683	292.816	312.318
5602290000	Oth Felt Of Oth Textile Materials,not Impregnated,coated,covered	487	8.178	3.637	98.336



I.3. IMPOR MENURUT KOMODITI / IMPORT BY HS COMMODITY  
 \*\*\* MEI / MAY 2008 \*\*\*

H S	Uraian Komoditi Commodity description	Berat bersih / Net weight (Kg)		Nilai / Value C.I.F ( U S \$ )	
		Bulan ini	Kumulatif	Bulan ini	Kumulatif
		Current month	Cum. Jan. to date	Current month	Cum. Jan. to date
5602900000	Felt, Oth Thn Needleloom&oth Felt Not Impregnated, Coated, Covered	15.492	95.257	56.265	405.308
5603110000	Non Woven Of Man-made Filament, Not Imprgnatd,cvred/minated;wght<=25g/m	504.484	2.096.772	1.739.562	7.285.247
5603120000	Non Woven Of M-m-f, Not Imprgnated, Covred/minated; 25g/m<weight<70g/m	586.826	2.473.775	2.810.100	9.987.253
5603130000	Non Woven Of M-m-f, Not Imprgnated, Covred/minated; 70g/m<weight<150g/m	335.448	1.436.557	869.357	4.497.019
5603140000	Non Woven Of M-m-f, Not Imprgnated, Covered/laminated; Weight>150g/m	288.226	1.119.966	1.297.481	5.389.588
5603910000	Non Woven Of Other, Weight=<25g/m2	1.785.032	2.599.842	827.658	3.095.487
5603920000	Non Woven Of Other 25g/m2 < Weighing =<70g/m2	196.608	1.072.471	749.866	2.740.358
5603930000	Non Woven Of Other 70g/m2 < Weighing =<150g/m2	27.491	107.486	113.329	898.246
5603940000	Non Woven Of Other, Weight=<150g/m2	168.181	585.544	1.198.602	3.468.843
5604100000	Rubber Thread & Cord, Textile Covered And The Like Head 5404/5405	44.697	349.599	389.530	1.805.806
5604900000	Oth Thn Rubber Thread&cord, Textile Coverd&the Like Head 5404/5405	96.060	724.748	273.956	1.500.301
5605000000	Metallised Yarn, Whether/not Gimped, Metallised Yarn, Whether/not Gimped,	38.325	429.153	97.398	1.341.735
5606000000	Gimped Yarn, Strip & The Like Of Head Gimped Yarn, & Strip & The Like Of Head	251.772	1.225.381	384.773	2.037.501
5607210000	Binder/baler Twine Of Sisal/other Textile Fibres Of Genus Agave	1.121	11.958	17.902	139.518
5607290000	Othr Binder/baler Twine Of Sisal/oth Textile Fibres Of Genus Agave	92.877	398.351	187.294	974.808
5607410000	Binder/baler Twine Of Polyethylene/ Polypropylene	5.095	14.809	8.808	85.668
5607490000	Gimp Yarn,oth Thn Binder/baler Twine,of Polyethyln/polypropyln	409.729	2.573.301	405.938	2.560.618
5607501000	V-belt Cord Of Man-made Fibres Treated Resorcinol Formaldehyde>=10000 Dec	19.337	105.024	234.561	941.504
5607509000	V-belt Cord Of Othr Synth Fbrs Treated Measuring More Than 10,000 Decitex	69.513	389.032	893.719	5.117.223
5607901000	Other Gimped Yarn, Of Artificial Fibres, Like Of Heading 5404/5405	0	5.574	0	88.259
5607902000	Other Gimped Yarn, Of Abaca/oth Hard Fbrs,like Of Heading 5404/5405	0	1.658	0	3.311
5607909000	Other Gimped Yarn, Oth Thn Of Abaca And Artificial Fibres	214.174	874.213	606.119	1.887.453
5608110000	Made Up Fishing Net Of Man-made Textile Materials	303.397	1.138.040	432.035	1.494.141
5608192000	Net Bags Of Man-made Textile Material	5.264	39.324	18.967	152.522
5608199000	Knotted Of Twine,oth Than Man-made Texti. Matr.,fishg Net&net Bags	18.832	125.040	26.068	257.692
5608900000	Other Knotted Of Twine,cordage/rope Made Up Fishg Net And Oth	45.100	206.797	113.256	716.509
5609000000	Articles Of Yarn,strip/the Like Of Head 5404/5405,twine,cordage,rope/cable	178.164	732.675	552.363	2.249.706
5701100000	Articles Of Yarn,like Of Head. 5404/ 5405,of Wool/fine Animal Hair	12.283	26.267	3.808	209.010
5701901000	Articles Of Yarn,like Of Head. 5404/ 5405,of Cotton, Oth Text.matr.	0	8.678	0	38.687
5701909000	Articles Of Yarn,like Of Head. 5404/ 5405,oth Than Cotton, Oth Text.matr.	184	17.326	613	17.512
5702100000	Kelem,schumacks,karamanie&smlar Hand-woven Rugs, Not Tufted/flocked	0	4	0	265
5702200000	Floor Covering Of Coconut Fibres (coir) Not Tufted/flocked	0	8.320	0	4.720
5702310000	Floor Cov Of Pile Construct Of Wool/fine Animal Hair,not Made Up, Not Tufted/floc	0	938	0	8.448
5702320000	Floor Cov Of Pile Construct Of Man-made Text Mat, Not Made Up,not Tufted/flocked	91	91	755	755
5702399000	Floor Cov Of Pile Construct Of Other Textile Materials, Not Made Up,not Tuft	1.215	13.809	8.495	78.146
5702410000	Oth Floor Cov.of Pile Construct Made Up, Of Wool Of Fine Animal Hair	0	3.380	0	54.405
5702420000	Oth Floor Cov.of Pile Construct Made Up, Of Man-made Textile Matr	477.676	1.603.321	743.914	1.488.980
5702491000	Oth Floor Cov.of Pile Construct Made Up, Of Cotton,oth Textile Matr	0	6.022	0	9.770
5702492000	Oth Floor Cov.of Pile Construct Made Up, Of Jute Fibres,oth Textile Matr	0	4.839	0	12.704
5702509000	Oth Floor Cov.not Of Pile Construct, Not Made Up,oth Thn Cotton&jute Fibres	0	14.696	0	26.153
5702920000	Oth Floor Cov.not Of Pile Construct, Made Up,of Man-made Textl Matr	2.169	27.338	7.412	57.159
5702991000	Oth Flr Cov.not Of Pile Cnstrct,made Up Of Cotton,oth Textile Matr	0	12.664	0	86.740
5702999000	Oth Flr Cov.not Of Pile Cnstrct,made Up Oth Thn Ctn&jute Fibres,oth Txtl Mtrls	6.787	8.409	10.258	17.828
5703100000	Carpet&oth Txtl Flr Cov.,tufted, Whthr/ Not Made Up,of Wool/fine Anim.hair	0	7.627	0	21.480
5703200000	Carpet&oth Txtl Flr Cov.,tufted, Whthr/ Not Made Up,of Nylm/oth Plyamid	36.849	265.399	58.826	406.211
5703300000	Carpet&oth Txtl Flr Cov.,tufted, Whthr/ Not Made Up,of Oth Man-md-txtl Mtrls	498.598	925.653	907.852	1.850.999
5703901000	Carpet&oth Txtl Flr Cov.,tufted, Whthr/ Not Made Up,of Cotton,oth Textile Matr	14.850	14.850	27.000	27.000
5704100000	Tiles, Having A Surface <=0,3m,felt,not Tufted/flocked,made Up/not	0	124.655	0	445.913
5704900000	Tiles, Having A Surface >0,3m,felt,not Tufted/flocked,made Up/not	148.673	894.332	290.349	1.236.400
5705100000	Oth Carpet&oth Txtl Flr Cov.,whthr/ Not Made, Of Cotton	0	2.949	0	5.313
5705900000	Oth Carpet&oth Txtl Flr Cov.,whthr/ Not Made,oth Thn Cotton&fibres	297.994	709.081	326.431	786.738
5801100010	Woven Pile&chenille Fbrc,of Wool/ Fine Animals Hairs,melton Cloth(tennis)	20.437	95.009	243.825	1.138.215
5801100090	Woven Pile&chenille Fbrc,of Wool/ Fine Anml Hairs,oth Melton Cloth(tennis)	27.310	32.629	215.870	256.535
5801210000	Uncut Weft Pile Fabrics Of Cotton Other Than Fabrics Of Head 5802/5806	816	16.436	6.335	111.214
5801220000	Cut Corduroy Of Cotton Oth Than Fabric Of Head 5802/5806	79.216	298.156	400.078	1.624.798
5801230000	Oth Weft Pile Fabrics Of Cotton Oth Than Fabrics Of Head 5802/5806	2.283	47.384	12.867	146.639
5801250000	Warp Pile Fabrics Of Cotton, Cut, Other Than Fabrics Of Head 5802/5806	10.750	15.735	75.250	118.698
5801260000	Chenille Fabrics Of Cotton Other Than Fabrics Of Head 5802/5806	0	7	0	1.098
5801320000	Cut Corduroy Of Man-made Fibres Other Than Fabrics Of Head 5802/5806	4.271	20.871	50.593	183.817
5801330000	Oth Weft Pile Fabrics Of Man-made Fbrs Other Than Fabrics Of Head 5802/5806	2.443	8.037	22.809	58.391
5801340000	Warp Pile Fbrcs, Epingle(uncut) Of Man- Made Fbrs Othr Thn Fabr Of Head 5802/06	0	38	0	686
5801350000	Warp Pile Fabrics Of Man-made Fbrs,cut, Other Than Fabrics Of Head 5802/5806	6.647	55.587	73.393	470.720
5801360000	Chenille Fabrics Of Man-made Fribres Other Than Fabrics Of Head 5802/5806	493	2.832	9.990	43.697
5801901000	Othr Carpet & Text Floor Covrng Of Silk Than Fabrics Of Head 5802/5806	0	54	0	1.539
5801909000	Othr Carpet & Text Floor Covrng Of Oth Than Silk/fabrics Of Head 5802/5806	66.225	311.260	361.321	1.169.379
5802110000	Unbleachd Terry Towelling&smlar Woven Fabrcs Of Cotton Oth Than Head 5806	42	50.744	2.073	389.861
5802190000	Bleachd Terry Towelling&smlar Woven Fabrcs Of Cotton Oth Than Head 5806	31.778	185.135	190.482	1.274.553
5802200000	Terry Towelling & Imilar Ofothr Textile Mat Fabrcs Of Cotton Oth Than Head 5806	44	22.426	54	119.583
5802300000	Tufted Textile Fabrics Of Cotton Oth Than Fabrics Of Head 5806	74	74.147	220	521.850
5803001000	Gauze, Oth Thn Narrow Fbrcs Of Heading 58.06, Of Cotton	24.724	251.518	286.306	2.804.353
5803009000	Gauze, Oth Thn Narrow Fbrcs Of Heading 58.06, Oth Thn Cotton	12.438	25.440	114.357	248.565
5804101000	Tulles & Other Net Fabrics Of Silk,not Incl Woven Fabrics Of Head 6002 To 6006	5.124	21.988	75.876	288.368
5804102000	Tulles & Other Net Fbrcs Of Cotton,not Incl Woven Fabrics Of Head 6002 To 6006	0	11.721	0	129.840
5804109000	Tulles&oth Net Fbrc Oth Than Silk/cotton Inc Woven Fabrics Of Head 6002 To 6006	32.965	115.951	182.947	1.294.426
5804210000	Mechanically Made Lace Of Man-made Fbrs Excl Fabrics Of Head 6002 To 6004	52.165	173.406	1.269.789	4.833.499
5804290000	Mechanically Made Lace Of Oth Textile Mat. Excl Fabrics Of Head 6002 To 6004	43.972	302.131	774.063	4.485.397
5804300000	Mechanically Hand-made Lace Excl.fabric Of Head 6002 To 6004	1.037	69.884	13.195	257.904
5805001000	Hand-woven Tapestries Of Cotton, Whether Or Not Made Up	2.151	9.884	20.239	78.195
5805009000	Hand-woven Tapestries Of Other Than Cotton, Whether/not Made Yp	0	9.576	0	88.242
5806101000	Woven Pile Fabrics Of Silk Other Than Goods Of Head 5807	13.878	75.463	265.641	974.028
5806102000	Woven Pile Fabrics Of Cotton Other Than Goods Of Head 5807	1.403	42.776	7.650	401.631

**I.3. IMPOR MENURUT KOMODITI / IMPORT BY HS COMMODITY**  
**\*\*\* MEI / MAY 2008 \*\*\***

H S	Uraian Komoditi Commodity description	Berat bersih / Net weight (Kg)		Nilai / Value C.I.F ( U S \$ )	
		Bulan ini	Kumulatif	Bulan ini	Kumulatif
		Current month	Cum. Jan. to date	Current month	Cum. Jan. to date
5806109000	Woven Pile Fabrics Of Other Than Silk/ Cotton Other Than Goods Of Head 5807	6.491	43.692	72.545	459.805
5806200000	Oth Woven Fabrics;weight>=5% Of Elasto- Meric Yarn/thread	245.826	910.277	4.137.719	11.460.463
5806311000	Narrow Woven Fabrics Of Cotton For Mfg Of Inkd Ribbon Oth Thn Goods Of Head	24.046	40.544	185.256	382.645
5806312000	Backing For Electrical Insulating Paper Other Than Good Of Head 5807	381	2.181	14.777	75.121
5806313000	Slide Fastener Ribbons;width<=12mm Other Than Good Of Head 5807	467	1.009	3.394	24.336
5806314000	Webbings Used In Covering Piping, Poles And The Like But Goods Of Head 5807	0	63	0	80
5806319000	Other Woven Fabrics Excluding Goods Of Head 5807	18.085	120.110	225.736	1.171.864
5806321000	Narrow Woven Fabrics Of Man-made Fibres For Seat Belt Webb Excl Goods Of Head	61.741	281.310	234.266	1.227.394
5806322000	Slide Fastener Ribbon;width<=12mm Of Mf For Seat Belt Webb Excl Goods Of Head	72	2.692	3.250	40.865
5806323000	Webbings Used In Covering Piping, Poles, Other Than Good Of Head 5807	121	229	8.014	12.136
5806329000	Woven Fbrcs Of Oth Than Cotton/man-made Fbr Other Than Goods Of Head 5807	274.917	931.976	2.311.718	7.694.295
5806391000	Woven Fabrics Of Silk Other Than Goods Of Head 5807	7.008	30.694	77.118	366.217
5806399010	Woven Fabr For Covering,piping, Poles, Other Than Goods Of Head 5807	506	973	305	6.409
5806399020	Narrow Woven Fabrics For Mfg Of Ribbons Typewritr, No Ink Oth Than Good Of Head	1.110	4.352	16.259	41.132
5806399030	Narrow Fabrics Used For Slide Fastener; Width<=12mm	508	1.462	3.256	10.878
5806399090	Narrow Fabrics Used For Slide Fastener; Width>12mm	6.208	29.534	63.754	281.855
5806400000	Fabrics Consist Of Warp Without Assbld By Means Of An Adhesive	501	5.905	2.799	40.494
5807100000	Labels,badges, Similar Mat Of Woven,in Piece,strip,shape/size,not Embroidere	256.240	2.040.776	3.893.854	21.084.585
5807900010	Labels,badges, Similar Mat Of Non Woven Fbr In Piece,strip,shape/size,not Emb	98.888	330.070	1.022.257	3.601.895
5807900090	Labels,badges, Similar Mat Of Oth Woven Fbr In Piece,strip,shape/size,not Emb	27.791	414.456	417.184	3.862.114
5808101000	Braid In The Piece Combined With Rubber Threads, Without Embroidery, Not Knit/cr	11.514	28.759	75.516	266.585
5808109000	Braids Not In The Piece Combined With Threads, Without Embroidery, Not Knit/cr	608	5.850	8.805	102.745
5808901000	Oth Braids Combined With Rubber Threads Without Embroidery, Not Knittd/crocheted	8.826	57.613	77.540	472.371
5808909000	Oth Braid Combined With Oth Than Rubber Threads, Without Embroidery, Not Knit/cr	30.359	68.748	200.675	461.201
5809000000	Woven Fabrics Of Metal Thread & Woven Fabrics Of Metallised Yarn Of Head 5605	19.752	54.824	107.884	506.619
5810100000	Embroidery Without Visible Ground,in Pie In Strip Motifs	934	1.505	8.796	32.182
5810910000	Embroidery Of Cotton, Without Visible Gorund In Piece,in Strip Motifs	71.960	214.205	1.895.325	3.629.184
5810920000	Embroidery Of Man-made Fibres, Without Visible Gorund,in Piece,in Strip Motifs	27.288	82.597	857.289	1.784.799
5810990000	Embroidery Of Other Textile Material, Visible Gorund,in Piece,in Strip Motifs	278.001	671.385	2.528.933	6.151.257
5811000000	Quilted Textile Prods In The Piece, With Mat Aseembld Oth Than Embrdy Of 5	155.567	390.214	1.272.439	3.075.756
5901100000	Textile Fabrics Coated W/gum/amylace Used For Covers Books And The Like	805	19.303	14.763	158.064
5901901000	Textile Fabrics Coated W/gum/amylace For Tracing Cloth	225	39.911	3.372	42.760
5901902000	Textile Fabrics Coated W/gum/amylace Prepared Painting Canvas	3.725	8.533	14.773	48.322
5901909000	Textile Fabrics Coated W/gum/amylace For Other Than Tracing Cloth/paint C	98.063	260.357	548.146	1.662.856
5902101000	Chafa Canvas Type Of Nylon/oth Poly- Amides, High Tenacity, Rubberised	74.836	386.380	296.806	1.795.279
5902109000	Chafa Canvas Type Of Nylon/oth Poly- Amides, High Tenacity, Not Rubberised	1.126.499	5.102.753	4.884.328	21.965.307
5902202000	Chafa Canvas Type Of Polyester, High Nylon, Tenacity, Rubberised	0	3.091	0	20.552
5902209000	Chafa Canvas Type Of Polyester, High Nylon, Tenacity, Not Rubberised	203.634	1.129.067	824.691	4.506.429
5902900000	Tyre Cord Fabric Of High Tenacity Yarn, Oth Thn Nyl/oth Polymd&polyst	4.832	7.631	26.703	52.178
5903100000	Textile Fabrics Impregnat,coat,cover With Polyvinyl Chloride	3.270.396	9.947.113	4.105.560	13.730.467
5903200000	Textile Fabrics Impregnat,coat,cover With Polyurethane	526.013	3.083.952	6.470.391	22.345.555
5903901000	Impregnated Textile Fbrcs Of Nylon Canv Coated With Plastics Oth Than Of Head 59	93.840	245.835	1.098.800	2.579.394
5903909000	Oth Imprgntd Text Fbrc Of Oth Han Nylon Canvas Coated W/plastic Oth Thn Of Head	440.868	1.139.413	3.618.204	10.234.994
5904100000	Linoleum, Cut To Shape/not,coating Applied On Textile Backing	0	334	0	2.375
5904900000	Oth Linoleum, Cut To Shape/not, Coating Applied On Textile Backing	58	2.586	3.008	54.343
5905000000	Textile Wall Coverings. Textile Wall Coverings.	16	148.902	182	181.334
5906100000	Adhesive Tape;width<=20cm, Oth Than Of Heading 5902	8.665	88.575	115.130	951.020
5906910000	Knitted/crocheted Linoleum, Whether Of Not To Shape	115.167	258.788	1.055.387	2.137.617
5906991000	Linoleum For Hospital Rubber Sheeting, Whether/not Cut To Shape.	39	612	540	6.262
5906999000	Linoleum Not For Hospital Rbbr Sheetin Whether/not Cut To Shape.	146.085	336.524	291.109	789.846
5907001000	Fabrics Impregnated,coated/covered Oil Of Oil-based Preparation	489	1.736	22.920	40.773
5907003000	Textile Fbrcs Impregnated, Coated/covr With Fire Resistant Chemical	0	10	0	368
5907004000	Fabrics Imprgntd,coated/covered Flock Velvet, The Entire Surface Of Textile FI	93	29.014	1.684	120.203
5907005000	Fabrics Impregnated,coated/covered Wax, Bitumen/similar Product	0	39	0	472
5907006000	Fabrics Impregnated,coated/covered Othe Materials	32.441	105.593	128.618	328.749
5907009000	Othe Textile Fabrics Not Impregnated, Covered With Othe Materials	4.394	59.371	197.465	1.009.119
5908001000	Wick; Incandescent Gas Mantles Whether/not Impregnated	103	8.879	16.832	66.642
5908009000	Textile Oth Than Wick; Incandescent Gas Mantles, Whether/not Impregnated	490	11.709	4.862	62.570
5909001000	Fire Hoses And Similar Textile Tubing	33.081	198.457	117.486	686.321
5909009000	Othe Textile Hosepiping & Similar Textile Tubing	93.645	276.207	280.635	962.609
5910000000	Transmssn/convyr Belts/belting, Of Textl Matr, Whether/not Impregnated,	21.012	122.575	395.416	1.279.158
5911100000	Textile Fabrics, Felt&felt-lined Woven Coated With Rubber,leather/oth Mater	148.838	394.200	1.809.410	4.825.041
5912000000	Bolting Cloth, Whether/not Made Up	12.444	13.096	315.009	342.109
5911310000	Textile Fabrics&felts;weight< 650 G/m, In Making/similar Machinery	6.412	57.393	943.704	4.067.339
5911320000	Textile Fabrics&felts;weight>= 650 G/m, In Making/similar Machinery	51.163	299.700	2.798.689	16.612.099
5911400000	Straining Cloth Of A Kind Used In Oil Or The Like Incl That Of Hair	4.104	6.270	33.454	76.038
5911901000	Textile Packings & Gaskets Used In Making/similar Machinery	1.288	13.070	23.294	201.951
5911909000	Othe Than Textile Packings & Gaskets Used In Making/similar Machinery	323.864	590.813	2.371.101	6.396.001
6001101000	Unbleached Long Pile, Knitted/crocheted, Mercerised	12.703	62.660	103.185	488.726
6001109000	Bleached Long Pile, Knitted/crocheted, Not Mercerised	28.201	97.752	228.599	683.093
6001210000	Looped Pile Fabrics Of Cotton, Knitted/crocheted	490.879	712.112	2.975.631	4.072.010
6001220000	Looped Pile Fabric Of Man Made Fibre, Knitted/crocheted	36.048	187.864	302.644	1.537.696
6001290000	Looped Pile Fabric Of Oth Textls Matr, Knitted/crocheted	10.114	13.662	12.365	31.888
6001910000	Oth Pile Fabrics, Of Cotton, Knitted/crocheted	66.287	161.497	470.015	1.022.002
6001921000	Oth Pile Fabrics, Of Man Made Fibres, Unbleached	1.046	16.642	50.361	264.635
6001929000	Oth Pile Fabrics, Of Man Made Fibres, Othe Than Unbleached	78.636	390.409	454.024	2.047.637
6001991000	Unbleached Fabrics Of Othe Textile Materials,not Mercerised	12.862	14.582	86.005	98.973
6001999000	Bleached Fabrics Of Othe Textile Materials,not Mercerised	15.939	122.043	126.866	867.505
6002400000	Knit/croch Fbrcs;weight>5% Of Elastome Yarn,no Rubber Thread, Oth Than Of Head	263.043	1.605.814	2.267.584	12.683.186
6002900000	Knit/croch Fbrcs;weight<5% Of Elastome Yarn,no Rubber Thread, Oth Than Of Head	2.204.667	8.983.026	20.557.782	78.716.815
6003100000	Knit/croc Fbrcs Of Wool/fine Annal Hair, Width<=30cm Oth Than 6001/6002	23.504	29.336	126.668	178.318

I.3. IMPOR MENURUT KOMODITI / IMPORT BY HS COMMODITY  
 \*\*\* MEI / MAY 2008 \*\*\*

H S	Uraian Komoditi Commodity description	Berat bersih / Net weight (Kg)		Nilai / Value C.I.F ( U S \$ )	
		Bulan ini	Kumulatif	Bulan ini	Kumulatif
		Current month	Cum. Jan. to date	Current month	Cum. Jan. to date
6003200000	Knit/crocheted Fabrics Of Cotton Width<=30cm Oth Than 60.01/60.02	86.889	376.359	511.970	1.577.967
6003300000	Knit/crocheted Fabrics Of Synthetic Fibr, Width<=30cm Oth Than 6001/6002	68.898	292.984	530.691	2.190.844
6003400000	Knit/crocheted Fabrics Of Artificial Width<=30cm Oth Than 60.01/60.02	1.543	5.315	8.936	42.548
6003900000	Othr Knit/croc Fabrics, Width<=30cm Oth Than 60.01/60.02	47.097	319.750	343.236	2.210.209
6004101000	Knitted Swimwear Fabric;weight 80% Synth Yarn; 20% Elastic Yarn	559.890	3.340.228	4.029.691	27.686.823
6004109000	Knitt/crochet Fabr, width<=30cm Con.>20%, Oth Thn Of Heading 6001	919.499	3.487.145	4.507.815	19.449.542
6004900000	Othe Knitted/crocheted Fabrics; Width <=30cm Othe Than Of Heading 6001	258.780	795.340	2.621.813	8.375.160
6005210000	Warp Knit Fabrics Of Cotton Othe Than Of Heading 60.01-60.04	62.745	274.261	292.292	1.634.688
6005220000	Dyed Warp Knit Fabrics Of Cotton Othe Than Of Heading 60.01-60.04	141.169	508.363	825.880	3.257.987
6005230000	Warp Knit Fabrics Of Yarn Of Diff Color Oth Than Of Heading 60.01-60.04.	481	2.291	3.688	21.741
6005240000	Printed Warp Knit Fabrics Of Cotton Oth Than Of Heading 60.01-60.04	21.464	127.981	227.819	1.434.472
6005311000	Wrp Knit Fbr, of Synthtc,bleach/no, Swimwr, of Polyester&polybutylene	9.556	380.476	99.593	2.045.371
6005319000	Wrp Knit Fbr, of Synthtc,bleach/no, Oth Thn Swimwr, of Polyester&polybutyl	441.166	1.798.217	2.424.336	10.483.719
6005321000	Warp Knit Fabr, of Synthtc, dyed, Swimwr, of Polyester&polybutylene	27.304	94.803	135.302	506.464
6005329000	Warp Knit Fabr, of Synthtc, dyed, Oth Thn Swimwr, of Polystr&polybutyl	194.721	1.437.981	1.425.046	10.446.821
6005331000	Wrp Knit Fbr, of Synthtc, yarn Diff Clrs, Swimwr, of Polyester&polybutylene	0	7	0	95
6005339000	Wrp Knit Fbr, of Synthtc, yarn Diff Clrs, Oth Thn Swimwr, of Polystr&polybutyl	97.001	430.691	1.147.367	5.199.809
6005341000	Warp Knit Fabr, of Synthtc, printed, Swimwr, of Polyester&polybutylene	0	1.950	0	17.196
6005349000	Warp Knit Fabr, of Synthtc, printed, Oth Thn Swimwr, of Polyester&polybutyl	82	14.721	1.149	158.142
6005410000	Warp Knit Fabrics Of Artifical Fibres Of Than Of Heading 60.01-60.04	5.783	10.853	27.893	60.309
6005420000	Dyed Warp Knit Fabrics Of Artifical Fibr Oth Than Of Heading 60.01-60.04.	320	19.373	1.460	155.921
6005430000	Warp Knit Fbr, of Synthtc, yarn Diff Clrs, oth Than Of Heading 60.01-60.04	2.289	2.289	14.753	14.753
6005900000	Oth Warp Knit Fabrics Oth Than Of Heading 60.01-60.04	64.985	429.050	202.754	2.485.309
6006100000	Oth Knit/crochtd Fbr, of Wool/fine Animal Hair Oth Than Of Head 6001-6004	18.865	231.484	156.301	1.743.481
6006210000	Oth Knit/crochtd Fbr, of Cotton Oth Than Of Heading 60.01-60.04.	126.586	244.216	1.015.547	1.901.041
6006220000	Oth Dyed Knit/crochtd Fbr, of Cotton Oth Than Of Heading 60.01-60.04.	2.107.943	6.307.336	14.066.234	41.797.710
6006230000	Oth Knit/crochtd Fbr, of Yarn Of Dif Color Oth Than Of Heading 60.01-60.04	40.448	224.894	230.398	1.384.455
6006240000	Oth Printed Knit/crochtd Fbr, of Cotton Oth Than Of Heading 60.01-60.04.	276.897	423.219	1.691.771	2.820.685
6006311000	Oth Warp Knit Fbr, of Nylon Fibr Mesh For As A Backng Material For Mosaic Tile	18.389	72.377	151.918	571.588
6006319000	Oth Warp Knit Fbr, of Oth Than Of Heading 60.01-60.04.	37.582	321.878	279.303	2.644.490
6006321000	Dyed Nylon Fibre Mesh For Use As Backng Mat For Mosaic Tiles Oth Than Head 6001-	503.247	2.147.439	3.427.236	13.565.035
6006329000	Oth Dyed Nylon Fibres Material For Mosaic Tiles Oth Than Head Of 6001-6004	324.408	1.242.353	2.404.663	8.645.068
6006330000	Oth Knittd/crocheted Fabr Synthtc, Of Yarn Of Diff Colors	2.623	28.999	22.816	362.103
6006340000	Oth Knittd/crocheted Fabr Synthtc, Printed	66.872	111.057	682.854	922.434
6006410000	Oth Warp Knit Fabrics Of Artificial Fibres Oth Than Of Heading 60.01-60.04.	1.673	4.118	12.380	50.811
6006420000	Oth Dyed Warp Knit Fabrics Of Artifi- Cial Fibres Oth Than Of Head 60.01-60.04	252.234	812.751	1.978.572	6.916.586
6006440000	Oth Warp Knit Fabrics Of Artificial Fibres Printed Oth Than Of Head 60.01-60	84.177	196.851	495.946	1.270.972
6006900000	Oth Warp Knit Fabrics Oth Than Of Art Cial Fibres Oth Than Of Head 6001-6004	530.786	2.545.830	3.518.813	17.528.292
6101200000	Male's Wear Of Cotton Oth Than Of Head 61.03	12.593	19.200	111.672	262.435
6101300000	Male's Wear Of Man-made Oth Than Of Head 61.03	7	607	328	21.707
6101900000	Male's Wear Of Oth Textile Material Oth Than Of Head 61.03	6.028	16.410	32.057	144.755
6102100000	Female's Wear Of Wool/fine Animal Hair Knitted/crocheted Oth Than Of He	8	1.065	775	19.882
6102200000	Female's Wear Of Cotton, knitted/ Crocheted Oth Than Of Head 6104	2.975	6.385	31.889	172.871
6102300000	Female's Wear Of Man-made Fibres, Knitted/crocheted Oth Than Of Head 61	90	116	1.840	3.949
6102900000	Female's Wear Of Oth Textile Materials, Knitted/crocheted Oth Than Of Head 61	67	1.586	6.326	26.799
6103100000	Mens/boys Suits(oth Thn Swimwr) Knitted/crocheted	1.028	23.240	4.777	300.673
6103220000	Male' Ensembles Of Cotton	138	2.717	204	27.561
6103290000	Men/boy Ensembl Of Oth Textls Matr, (oth Thnswimwr)knitt/crochet	2	2	81	81
6103310000	Male's Jackets & Blazers Of Wool/fine Animal Hair	0	9	0	655
6103320000	Male's Jackets & Blazers Of Cotton	5.018	5.883	11.539	24.397
6103330000	Male's Jackets & Blazers Of Synthetic Fibres	194	1.287	388	16.418
6103391000	Male's Jackets & Blazers Of Ramie, linen Or Silk	0	7	0	905
6103399000	Male's Jackets & Blazers Of Oth Textil Materials	11	2.988	633	39.631
6103410000	Male's Trousers, bib&brace Overall, bree Ches&shorts Of Wool/fine Animal Hair	46	46	6.311	6.311
6103420000	Male's Trousers, bib&brace Overall, bree Ches&shorts Of Cotton	11.068	23.625	60.561	167.723
6103430000	Male's Trousers, bib&brace Overall, bree Ches&shorts Of Synthetic Fibres	203	3.821	5.482	62.584
6103490000	Men/boy Trousr, bib&brace Overll, breech& Short Of Oth Textl Matr, knitt/crochet	4	592	242	1.339
6104130000	Female's Suits Of Synthetic Fibres	0	234	0	3.192
6104192000	Women/girl Suits, of Cotton Synthtc Fibres, of Oth Textl Matr, knitt/crochet	2.644	5.658	4.923	11.698
6104199000	Female's Suits Of Oth Textile Material	1	405	37	3.744
6104220000	Female's Ensembles Of Cotton	4.234	5.871	7.548	10.581
6104310000	Female's Jackets & Blazers Of Wool/ Fine Animal Hair	0	15	0	3.390
6104320000	Female's Jackets & Blazers Of Cotton	2.288	5.911	3.630	36.994
6104330000	Female's Jackets & Blazers Of Synthetic Fibres	904	1.336	2.179	19.414
6104390000	Women/girl Jackets&blazers, Of Oth Textl Matr, knitt/crochet	0	911	0	7.918
6104410000	Dresses Of Wool/fine Animal Hair, Kni Tted/crocheted	10	1.395	240	13.414
6104420000	Dressed Of Cotton	3.444	16.102	49.150	221.268
6104430000	Dressed Of Synthetic Fibres	3.205	7.262	20.572	92.257
6104440000	Dressed Of Artificial Fibres	557	4.149	34.068	238.383
6104490000	Dresses Of Other Textile Materials	296	905	8.832	54.468
6104510000	Female's Skirts & Divided Skirt Of Wool Or Fine Animal Hair	0	2	0	1.042
6104520000	Female's Skirts & Divided Skirts Of Cotton	6.424	10.441	12.926	35.148
6104530000	Female's Skirts & Divided Skirts Of Synthetic Fibres	31	2.701	816	21.735
6104590000	Women/girl Skirts&devided Skirts, Of Oth Textl Matr, knitt/crochet	520	1.535	2.166	11.439
6104610000	Female's Trousers, Bib & Brace Overalls Breeches & Shorts Of Fine Animal Hair	41	41	5.605	5.605
6104620000	Female's Trousers, Bib & Brace Overalls Breeches & Shorts Of Cotton	54.155	142.534	102.880	418.214
6104630000	Female's Trousers, Bib & Brace Overalls Breeches & Shorts Of Synthetic Fibres	11.636	23.983	22.903	72.859
6104690000	Womn/girl Trousr, bib&brace Overll, Brh&short F Oth Textl Matr, knitt/crochet	781	2.547	7.425	59.428
6105100000	Male's Wear Of Cotton, Knitted/ Crocheted	71.119	136.241	447.509	1.485.357
6105201000	Male's Wear Of Synthetic Fibres, Knitted Or Crocheted	6.733	13.687	31.411	159.067
6105202000	Male's Wear Of Artificial Fibres, Knitte Or Crocheted	2	97	118	6.738

**I.3. IMPOR MENURUT KOMODITI / IMPORT BY HS COMMODITY**  
**\*\*\* MEI / MAY 2008 \*\*\***

H S	Uraian Komoditi Commodity description	Berat bersih / Net weight (Kg)		Nilai / Value C.I.F ( U S \$ )	
		Bulan ini	Kumulatif	Bulan ini	Kumulatif
		Current month	Cum. Jan. to date	Current month	Cum. Jan. to date
6105900000	Men/boy Shirts Of Oth Textls Matrls, Knitt/crochet	0	59.251	0	95.160
6106100000	Female's Wear Of Cotton, Knitted/ Crocheted	163.377	333.327	590.278	1.985.107
6106200000	Female's Wear Of Man-made, Knitted Or Crocheted	2.671	22.992	32.794	335.493
6106900000	Womn/girl Blous,shirt&shirtblous, Oth Textl Matrl,knitt/crocht	2.721	22.361	69.674	232.557
6107110000	Male's Underpants & Briefs Of Cotton	4.685	24.269	79.747	341.285
6107120000	Male's Underpants & Briefs Of Man-made Fibres	15.757	39.799	28.360	112.390
6107190000	Male's Underpants & Briefs Of Oth Textls Matrls	154	29.913	52.926	90.016
6107210000	Male's Nightshirts & Pyjamas Of Cotton	5.170	8.338	11.458	38.443
6107220000	Male's Nightshirt & Pyjama Of Man-made Fibres	0	8	0	376
6107290000	Male's Nightshirt&pyjamas Of Oth Textls Matrls	0	8	0	279
6107910000	Oth Wear Articles Of Cotton	82.492	412.484	119.925	625.227
6107990000	Oth Wear Male Of Oth Textls Matrls	0	30.809	0	91.055
6108110000	Female's Slips & Petticoats Of Man- Made Fibres	354	12.670	4.035	62.806
6108193000	Female's Slips & Petticoats Of Cotton Of Oth Textls Matrls	0	7	0	15
6108199090	Female's Slips & Petticoats Oth Thn Silk, Of Oth Textls Matrls	130	474	5.115	19.546
6108210000	Briefs & Panties Of Cotton	27.429	226.136	79.779	688.844
6108220000	Briefs & Panties Of Man-made Fibres	139.239	407.378	273.478	831.371
6108290000	Female's Brief&pantie,knitt/crochet Of Oth Textls Matrls	9	28	303	972
6108310000	Nightdresses & Pyjamas Of Cotton	14.937	63.657	24.905	153.772
6108320000	Nightdresses & Pyjamas Of Man-made Fibres	15.039	50.049	25.944	89.398
6108390000	Female Nightdress&pyjama,of Oth Textls Matrls,knitt/crochet	0	1.061	0	2.477
6108910000	Negliges, Bathrobes, Dressing Gowns Of Cotton	92	693	3.183	10.159
6108920000	Negliges, Bathrobes, Dressing Gowns Of Man-made Fibres	3.585	14.047	6.364	24.905
6108990000	Oth Famale Wear,of Oth Textl Matrl, Knitted/crocheted	56	2.926	2.474	8.381
6109101000	Men/boys't-shirts, Singlets & Oth Vests, Knitted/crocheted Of Cotton	20.239	150.738	261.946	1.809.360
6109102000	Women/girls't-shirts,singlets & Oth Vests, Knitted/crocheted Of Cotton	22.889	92.853	293.221	1.833.618
6109901000	Men/boys't-shirts,singlets & Oth Vests Knit./crocheted Of Ramie, Linen/silk	0	166	0	4.766
6109902000	Men/boys't-shirts,singlets & Oth Vests Knitted/crocheted Of Oth Materials	3.285	11.901	72.160	340.356
6109909000	T-shirt,singlet&oth Vest,knitte/crochet, Of Oth Txtl Mtrl,oth Thn F Rami,linn&slk	27.255	49.824	135.161	648.513
6110110000	Jerseys,pullovers, Cardigans, Waistcoat Of Wool	88	7.491	2.216	75.943
6110120000	Jerseys,pullovers, Cardigans, Waistcoat Of Kashmir (cashmere) Goats	34	407	3.416	19.540
6110190000	Jerseys,pullovers, Cardigans, Waistcoat Of Oths Wool/fine Animal Hair	37.943	1.217.638	227.419	8.223.437
6110200000	Jerseys,pullovers, Cardigans, Waistcoat Of Cotton	53.263	143.656	510.565	2.112.476
6110300000	Jerseys,pullovers, Cardigans, Waistcoat Of Man-made Fibres	4.569	42.182	69.464	644.678
6110900000	Jersey,pullov,cardign,waistcoat&similir Article,knitt/crochet,of Oth Txtl Mtrl	27.643	543.418	177.040	3.212.549
6111200000	Babie Garment&clothing Accessorie, Knitt/crochet,of Cotton	11.364	59.753	67.969	484.684
6111300000	Babie Garment&clothing Accessorie, Knitt/crochet,of Synthc Fibres	18.930	28.366	76.669	140.792
6111900000	Babie Garment&clothing Accessorie, Knitt/crochet,of Oth Txtl Mtrl	265	87.836	4.044	805.121
6112110000	Track Suits Of Cotton Knitted/crocheted	13.730	71.446	55.227	321.575
6112120000	Track Suits Of Synthetic Fibres Knitted/crocheted	0	20	0	819
6112190000	Track Suits Of Oth Txtl Mtrl, Knitted/crocheted	390	1.082	13.134	30.037
6112200000	Ski Suits Knitted/crocheted	722	2.212	13.970	27.988
6112310000	Male's Swimwear,of Synthc Fibrs, Knitted/crocheted	3.741	6.269	93.435	179.111
6112390000	Male's Swimwear,of Oth Txtl Mtrl, Knitted/crocheted	39	7.777	622	32.375
6112410000	Female Swimwear,of Synthc Fibr, Knitted/crocheted	3.074	8.907	152.612	352.571
6112490000	Female Swimwear,of Oth Txtl Mtrl, Knitted/crocheted	694	1.364	27.838	29.641
6113001000	Diver Wetsuit,made Up Of Knitt/cochet, Fabrics Of Heading 5903, 5906/5907	0	2	0	86
6113002000	Protective/safety Garmnt Fr Worker,made- Up Of Knitt/cochet,head 5903;5906;5907	0	1.064	0	11.742
6113009000	Oth Garment,made Up Of Knitt/crochet Fabrics Of Heading 5903,5906/5907	0	164	0	1.390
6114200000	Oth Garments, Knitted/crocheted Of Cotton	12.809	21.050	129.686	269.804
6114300000	Oth Garments, Knitted/crocheted Of Of Man-made Fibres	1.059	6.971	46.413	254.523
6114900000	Oth Garments, Knitted/crocheted Of Of Oth Textile Materials	698	51.709	14.774	403.593
6115100000	Panty Hose & Tights Of Graduated Compression Hosiery	1.285	3.134	1.184	4.071
6115210000	Panty Hose & Tights Of Synthetic Fibres, Single Yarn<67 Dectex, Elastic/rubber	257	586	4.599	16.823
6115291000	Stockings,socks,sockettes Of Cotton Single Yarn<67 Dectex, Elastic/rubber	0	310	0	7.406
6115299000	Panty Hose & Tights Of Oth Than Cotton Elasticated/rubberised	278	1.132	2.476	30.779
6115301000	Women's Full-length,knee-length Hosiery Of Cotton, Single Yarn < 67 Dectex	0	5	0	13
6115309000	Women's Full-length,knee-length Hosiery Of Oth Than Cotton, Single Yarn<67 Dtex	0	71	0	3.880
6115940000	Oth Stockings,socks, Of Wool/fine Animal Hair,single Yarn < 67 Dectex	45	69	4.874	5.996
6115950000	Oth Stockings,socks, Of Cotton, Single Yarn < 67 Dectex	37.789	56.429	141.259	287.422
6115960000	Oth Stockings,socks,sockettes Of Synthetic Fibres,single Yarn < 67 Dtex	61.434	83.983	120.664	202.216
6115990000	Oth Stockings,socks,sockettes Of Oth Textile Materials, Single Yarn<67 Dtex	374	2.134	8.623	47.681
6116100000	Gloves,mittens, Mitts, Knitted,croch. Impregn., Coated/covered Plastics/rubber	502	12.399	4.145	66.459
6116910000	Gloves,mittens,of Wool/fine Animal Hair Knit. Not Impregn.coat.plastics/rubbers	0	315	0	7.843
6116920000	Gloves,mittens,of Cotton Knitted,croch. Not Impregnated Coated Plastics/rubbers	48	34.890	1.260	92.642
6116931000	Gloves,mittens,of Synthetic Fibres Knit.not Impregn.coat.plastics/rubbers	160	160	6.805	6.805
6116939000	Gloves,mittens,of Oth Th Synthctic Fbrs Knit.not Impregn.coat.plastics/rubbers	3.564	6.788	10.150	63.302
6116990000	Gloves,mittens,of Oth Textile Materials Knit.not Impregn.coat.plastics/rubbers	435	17.606	1.441	45.166
6117101000	Shawls, Scarves, Mufflers, Mantillas, & The Like Of Cotton	366	4.453	1.198	17.825
6117109000	Shawls, Scarves, Mufflers, Mantillas, & The Like Of Oth Textile Materials	392	4.872	2.786	54.262
6117801100	Ties, Bow Ties & Cravats Of Wool/fine Animal Hair	357	10.431	9.579	72.385
6117801900	Ties, Bow Ties & Cravats Of Oth Than Wool/fine Animal Hair	2.695	7.378	8.589	59.048
6117809000	Oth Access Of Oth Than Wool/fine Animal Hair	28.038	139.758	357.048	1.730.593
6117900000	Oth Parts Of Garment	121.971	435.691	712.639	2.416.312
6201110000	Men/boys'overcoats,raincoats,car-coats, Cloaks Of Wool/fine Animal Hair	60	23.066	8.129	56.829
6201120000	Men/boys'overcoats,raincoats,car-coats, Cloaks Of Cotton	3.171	3.813	5.041	15.441
6201130000	Men/boys'overcoats,raincoats,car-coats, Cloaks Of Man-made Fibres	926	1.217	2.015	19.805
6201190090	Men/boys'overcoats,raincoats,car-coats, Cloaks Of Oth Man-made Fibres	141	8.729	10.733	24.161
6201910000	Men/boys' Anorak, Wind-cheaters/jackets Of Wool/fine Animal Hair	29	4.865	80	15.061
6201920000	Men/boys' Anorak, Wind-cheaters/jackets Of Cotton	20.368	139.539	34.257	237.555
6201930010	Men/boys' Anorak, Wind-cheaters/jackets Of Batik	0	9	0	254

**I.3. IMPOR MENURUT KOMODITI / IMPORT BY HS COMMODITY**  
**\*\*\* MEI / MAY 2008 \*\*\***

H S	Uraian Komoditi Commodity description	Berat bersih / Net weight (Kg)		Nilai / Value C.I.F ( U S \$ )	
		Bulan ini	Kumulatif	Bulan ini	Kumulatif
		Current month	Cum. Jan. to date	Current month	Cum. Jan. to date
6201930090	Men/boys' Anorak, Wind-cheaters/jackets Of Oth Man-made Fibres	2	1.323	103	37.696
6201990090	Men/boys' Anorak, Wind-cheaters/jackets Of Oth Textile Materials	468	687	11.500	23.757
6202110000	Women/girls'overcoats,raincoats, Car- Coats, Capes Of Wool/fine Animal Hair	0	790	0	22.688
6202120000	Women/girls'overcoats,raincoats, Car- Coats, Capes Of Cotton	15.951	19.260	40.007	209.278
6202130010	Women/girls'overcoats,raincoats, Car- Coats, Capes Of Batik	0	7	0	1.042
6202130090	Women/girls'overcoats,raincoats, Car- Coats, Capes Of Oth Man-made Fibres	0	1.063	0	56.573
6202190090	Women/girls'overcoats,raincoats, Car- Coats, Capes Of Oth Textile Materials	3	13.465	24	34.055
6202910000	Women/girls'anorak,wind-cheater/jackets Of Wool/fine Animal Hair	3	138	128	1.937
6202920000	Women/girls'anorak,wind-cheater/jackets Of Cotton	365	3.167	11.830	113.151
6202930090	Women/girls'anorak,wind-cheater/jackets Of Oth Man-made Fibres	205	2.070	7.294	54.488
6202990010	Oth Famale Wear,of Oth Textl Matr, Of Silk	0	28	0	162
6202990090	Oth Famale Wear,of Oth Textl Matr, Oth Than Silk & Ramie	16	2.518	635	525.962
6203110000	Men/boys'suits Of Wool/fine Animal Hair	57	23.417	1.551	175.528
6203120000	Men/boys' Suits Of Synthetic Fibres	0	160	0	5.986
6203191000	Men/boys' Suits Of Cotton	1.186	11.038	26.047	46.376
6203199090	Male's Suits, Of Oth Textl Matr, Oth Thn Silk&ramie,oth Thn Cotton	5.231	5.489	8.008	21.582
6203220000	Men/boys' Ensembles Of Cotton	0	1.867	0	3.618
6203290090	Male's Ensembles, Of Oth Textl Matr, Oth Than Silk & Ramie	0	2.969	0	6.021
6203310000	Men/boys' Jackets & Blazers Of Wool Or Fine Animal Hair	366	2.708	24.317	147.845
6203320000	Men/boys' Jackets & Blazers Of Cotton	23.033	30.971	64.844	240.873
6203330000	Men/boys' Jackets & Blazers Of Synthetic Fibres	689	10.420	34.179	132.951
6203390010	Male Jackt&blazr, Of Oth Textl Matr, Of Silk	0	80	0	9.884
6203390020	Male Jackt&blazr, Of Oth Textl Matr, Of Ramie	0	7	0	1.462
6203390090	Male Jackt&blazr, Of Oth Textl Matr, Oth Than Silk & Ramie	53	20.272	2.202	265.917
6203410000	Trousr,bib&brace Overll,breech&short, Of Wool/fine Animal Hair,male Wear	303	2.340	18.522	133.320
6203421000	Men/boys' Bib & Brace Overalls Of Cotton	362	11.473	703	26.112
6203429000	Men/boys' Trousers Of Cotton	66.103	272.428	1.088.037	3.581.912
6203430000	Trousr,bib&brace Overll,breech&short, Of Synthc Fibres,male Wear	23.258	38.303	149.488	561.166
6203490010	Trousr,bib&brace Overll,breech&short, Of Oth Txtl Mtrl,of Silk, For Mens/boys	0	22	0	4.986
6203490090	Trousr,bib&brace Overll,breech&short, Of Oth Txtl Mtrl,oth Thn Rami&sil,for M	388	4.706	11.415	106.286
6204110000	Women/girls' Suits Of Wool/fine Animal Hair	2.861	3.355	33.652	64.501
6204120000	Women/girls' Suits Of Cotton	4	11.165	1.256	32.946
6204130000	Women/girls'suits Of Synthetic Fibres	0	182	0	10.794
6204190010	Female Suit, Of Oth Textl Matr,oth Thn Swimwear,of Silk	54	79	535	5.440
6204190090	Female Suit, Of Oth Textl Matr,oth Thn Swimwear,oth Than Silk & Ramie	35	314	2.178	30.703
6204220000	Women/girls' Ensembles Of Cotton	3.353	6.974	6.724	14.459
6204230000	Women/girls' Ensembles Of Synthetic Fibres	947	2.435	1.923	7.264
6204290090	Female Ensembl, Of Oth Textl Matr,oth Thn Swimwear,of Silk&ramie	2.386	2.415	8.595	14.467
6204310000	Women/girls' Jackets & Blazers Of Wool/fine Animal Hair	53	814	7.232	54.794
6204320000	Women/girls' Jackets & Blazers Of Cotton	1.243	12.708	17.857	331.929
6204330000	Women/girls' Jackets & Blazers Of Synthetic Fibres	1.380	5.136	9.209	174.076
6204390010	Female Jackt&blazr,of Oth Txtl Mtrl,oth Thn Swimwear,of Silk	0	108	0	22.767
6204390090	Female Jackt&blazr,of Oth Txtl Mtrl,oth Thn Swimwear,of Silk&ramie	482	6.728	31.701	437.812
6204410000	Dresses Of Wool/fine Animal Hair Not Knitted/crocheted	0	20	0	3.155
6204420000	Dresses Of Cotton	13.597	35.127	116.244	633.265
6204430000	Dresses Of Synthetic Fibres	1.988	9.404	50.012	234.382
6204440000	Dresses Of Artificial Fibres	343	1.398	20.786	79.435
6204490010	Female Dresses,of Oth Textl Matr,oth Thn Swimwear,of Silk	1.005	4.518	69.340	283.644
6204490090	Female Dresses,of Oth Textl Matr,oth Thn Swimwear,of Silk&ramie	1.381	4.486	52.975	310.196
6204510000	Skirts & Divided Skirts Of Wool/fine Animal Hair	7	99	410	7.000
6204520000	Skirts & Divided Skirts Of Cotton	11.661	52.048	73.541	514.332
6204530000	Skirts & Divided Skirts Of Synthetic Fibres	1.411	17.629	10.364	236.346
6204590010	Feml Skirt&dvde Skrt, Oth Txtl Mtrl,oth Thn Swimwear,of Silk	5	115	429	9.626
6204590090	Feml Skirt&dvde Skrt, Oth Txtl Mtrl,oth Thn Swimwear,of Silk&ramie	1.780	10.956	39.417	303.194
6204610000	Women/girls' Trousers,bib&brace Overall Breeche,short Of Wool/fine Animal Hair	1	3.228	44	29.992
6204620000	Women/girls' Trousers,bib&brace Overall Breeches,shorts Of Cotton	161.152	569.365	589.595	3.186.591
6204630010	Women/girls' Trousers,bib&brace Overall Breeches,shorts Of Batik	1	2	7	51
6204630091	Women/girls' Flyers Coveralls	0	290	0	3.695
6204630099	Oth Women/girls' Flyers Coveralls	37.220	53.206	80.453	399.628
6204690010	Trousr,bib&brace Overll,breech&short, Of Oth Txtl Mtrl,of Silk, For Womens/gir	0	574	0	21.554
6204690020	Trousr,bib&brace Overll,breech&short, Of Oth Txtl Mtrl,of Ramie, For Womens/gi	0	238	0	19.565
6204690090	Trousr,bib&brace Overll,breech&short, Of Oth Txtl Mtrl,oth Thn Silk&rami, Wmn	11.595	31.149	61.059	362.987
6205200000	Men/boys' Shirts Of Cotton	17.706	77.481	388.515	2.105.260
6205300000	Men/boys' Shirts Of Man-made Fibres	274	69.793	11.562	479.518
6205900010	Male's Shirts,of Oth Textl Matr, Of Silk	153	898	9.475	57.697
6205900020	Male's Shirts,of Oth Textl Matr, Of Ramie	19	46	1.672	4.513
6205900090	Male's Shirts,of Oth Textl Matr, Oth Thn Silk&ramie	1.035	20.469	49.941	111.150
6206100000	Women/girls' Blouses, Shirts & Shirts- Blouses Of Silk/silk Waste	1.132	6.711	70.159	406.427
6206200000	Women/girls' Blouses, Shirts & Shirts- Blouses Of Wool/fine Animal Hair	385	1.004	16.542	35.156
6206300000	Women/girls' Blouses, Shirts & Shirts- Blouses Of Cotton	57.082	153.696	353.701	1.760.260
6206400000	Women/girls' Blouses, Shirts & Shirts- Blouses Of Man-made Fibres	11.492	33.077	123.362	629.395
6206900010	Female's Wear,of Oth Textl Matr, Of Silk	398	1.287	27.181	95.547
6206900090	Female's Wear,of Oth Textl Matr, Oth Thn Silk&ramie	5.998	17.353	82.442	405.760
6207110000	Men/boys'underpants & Briefs Of Cotton	595	37.249	8.548	152.253
6207190000	Men/boys'underpants & Briefs Of Oth Textile Materials	16	756	1.257	4.780
6207210000	Men/boys' Nightshirts & Pyjamas Of Cotton	1.918	2.164	3.510	25.935
6207910000	Oth Male Wear,of Cotton	97	80.569	2.912	79.749
6207990000	Oth Male Wear,of Oth Textl Matr	59	5.664	4.515	151.527
6208110000	Women/girls' Slips & Petticoats Of Man-made Fibres	657	17.412	5.001	117.485
6208190010	Female Slip&petticoat,of Oth Textl Matr,of Silk	0	24.629	0	24.320
6208190090	Female Slip&petticoat,of Oth Textl Matr,oth Thn Silk&rami	7.073	25.372	22.601	234.652

**I.3. IMPOR MENURUT KOMODITI / IMPORT BY HS COMMODITY**  
**\*\*\* MEI / MAY 2008 \*\*\***

H S	Uraian Komoditi Commodity description	Berat bersih / Net weight (Kg)		Nilai / Value C.I.F ( U S \$ )	
		Bulan ini	Kumulatif	Bulan ini	Kumulatif
		Current month	Cum. Jan. to date	Current month	Cum. Jan. to date
6208210000	Women/girls' Nightdresses & Pyjamas Of Cotton	14.539	34.604	32.681	82.929
6208220000	Women/girls' Nightdresses & Pyjamas Of Man-made Fibres	29.310	66.601	55.724	202.353
6208290090	Female Nightdress&pyjam,of Oth Textl Matr,oth Thn Silk&rami	635	1.341	1.098	11.258
6208911000	Panties Of Cotton	1.308	11.553	3.728	62.214
6208919000	Women/girls' Singlets Of Cotton	5	2.406	161	16.437
6208920000	Female Wear Of Man-made Fibres	91	18.359	1.290	43.539
6208991000	Female Wear Of Oth Textl Matr,of Wool Or Fine Animal Hair	7	7	60	60
6208999000	Female Wear Of Oth Textl Matr,oth Thn Wool/fine Animal Hair	178	18.310	1.905	730.645
6209202000	Babies' T-shirts,shirts,pyjamas, Napkins (diapers),& Similar Articles Of Cotton	2.832	10.039	22.603	141.351
6209209010	Babie Garmnt&cloth Accessri,of Cotton, Oth Wear,suit,pant&similir Articl	0	3.555	0	42.630
6209209090	Babie Garmnt&cloth Accessri,of Cotton, Oth Wear,oth Thn Suit,pant&similir Articl	714	21.392	17.236	182.320
6209301000	Babies' Suits, Pants & Similar Articles Of Synthetic Fibres	74	167	174	2.210
6209302000	Babies' T-shirts,shirts,pyjama, Napkins & Similar Articles Of Synthetic Fibres	0	78	0	656
6209303000	Babies Clothing Access Of Synthetic Fibers	76	750	1.964	19.007
6209900000	Babies Garment&clothing Accessries, Of Oth Textiles Materials	33.375	40.363	239.910	291.046
6210101000	Garmnt,made Up Of Fabr Of Head 5602 Or 5603,protective Works Garments	169	19.653	6.754	53.867
6210109000	Garmnt,made Up Of Fabr Of Head 5602 Or 5603,oth Thn Protective Work Garmnt	0	220	0	4.196
6210201000	Oth Garmnt Of Subhead 620111-620119, Protective Works Garments	0	1.525	0	3.042
6210209000	Oth Garmnt Of Subhead 620111-620119, Oth Thn Protective Work Garmnt	35	12.656	120	57.941
6210301000	Oth Garmnt Of Subhead 620211-620219, Protective Works Garments	702	3.519	4.302	18.625
6210309000	Oth Garmnt Of Subhead 620211-620219, Oth Thn Protective Work Garmnt	2.434	72.575	38.569	485.207
6210400000	Oth Male Garmnt,made Up Of Fabr Of Head 5602;5603;5903;5906;5907	3.568	8.026	14.052	49.208
6210500000	Oth Female Garmnt,made Up Of Fabr Of Head 5602;5603;5903;5906;5907	374	1.925	4.253	17.768
6211110010	Men/boys' Swimwear Of Batik	3.744	3.772	5.173	5.445
6211110090	Men/boys' Swimwear Of Oth Than Batik	1.242	5.996	49.130	169.720
6211120090	Women/girls' Swimwear Of Oth Than Batik	292	6.033	16.503	58.728
6211200000	Garments Ski Suits	65	1.631	6.704	25.854
6211320000	Men/boys' Track Suits Of Cotton	146	1.503	1.582	17.331
6211330000	Oth Garments, Mens/boys, Of Man-made Fibres	1.584	1.707	4.102	8.714
6211390000	Oth Garments, Mens/boys, Of Oth Textile Materials	17	79	1.171	5.058
6211410000	Oth Garments, Women/girls'of Wool Or Fine Animal Hair	0	46	0	2.481
6211420000	Oth Garments, Womens/girls, Of Cotton	2.082	79.564	25.900	191.239
6211431000	Women/girls' Surgical Gowns Of Man- Made Fibres	0	6	0	57
6211439000	Oth Garmnt,males,of Man-made Fibres, Oth Than Surgical Gowns	21.939	108.205	28.425	190.793
6211490000	Oth Garmnt,males,of Oth Textiles Materials	150	1.692	10.214	96.386
6212101000	Brassieres Of Cotton	50.398	205.300	101.228	503.363
6212109000	Brassieres Of Oth Textile Materials	241.698	1.033.758	743.979	3.291.689
6212201000	Girdles & Panty-girdles Of Cotton	0	5.942	0	17.866
6212209000	Girdles & Panty-girdles Of Oth Textile Materials	618	2.200	3.574	8.895
6212301000	Corselettes Of Cotton	0	87	0	150
6212309000	Corselettes Of Oth Textile Materials	0	2.195	0	3.884
6212901000	Suspenders, Garters Of Cotton	0	1.111	0	7.554
6212909000	Suspenders, Garters Of Oth Textile Materials	35.238	61.099	333.196	908.184
6213200090	Handkerchiefs, Of Cotton Oth Than Batik	15.348	43.891	17.961	77.971
6214100010	Shawls, Scarves, Mufflers, Mantillas, Veils'batik Of Silk/silk Waste	0	13	0	232
6214100090	Shawls, Scarves, Mufflers, Mantillas, Veils'not Batik Of Silk/silk Waste	81	1.187	2.628	64.509
6214200000	Shawl,scarve,muffler,mantilla,veils & The Like, Of Wool/fine Animals Hair	969	1.220	5.522	27.429
6214300090	Shawls, Scarves, Mufflers, Mantillas, Veils' Not Batik Of Synthetic Fibres	372	5.843	12.894	24.636
6214400090	Shawls, Scarves, Mufflers, Mantillas, Veils' Not Batik Of Artificial Fibres	99	1.318	4.373	26.491
6214900010	Shawls, Scarves, Mufflers, Mantillas, Veils' Batik Of Textile Materials	0	290	0	19.595
6214900090	Shawls, Scarves, Mufflers, Mantillas, Veils'not Batik Of Oth Textile Materials	132	9.821	5.073	40.665
6215100010	Ties, Bow Ties & Cravats' Batik Of Silk Or Silk Waste	0	62	0	120
6215100090	Ties, Bow Ties & Cravats' Not Batik Of Silk/silk Waste	841	6.774	32.868	190.738
6215200010	Ties, Bow Ties & Cravats' Batik Of Man- Made Fibres	0	13	0	27
6215200090	Ties, Bow Ties & Cravats' Not Batik Of Man-made Fibres	136	417	927	8.319
6215900010	Ties, Bow Ties & Cravats Of Oth Textiles Materials, Batik	164	192	1.544	1.711
6215900090	Ties, Bow Ties & Cravats Of Oth Textiles Materials, Oth Thn Batik	190	1.147	1.146	8.054
6216001000	Protective Work Gloves, Mittens & Mitts	5.775	19.317	21.205	87.528
6216009100	Oth Gloves, Mittens Of Wool/fine Animal Hair	0	912	0	408
6216009200	Oth Gloves, Mittens Of Cotton, Oth Than Subheading 6216.00.10	76	2.960	246	15.629
6216009900	Oth Gloves, Mittens Of Oth Textile Materials	26	1.060	133	14.966
6217100000	Accessories Of Clothing Access Oth Than Of Heading 62.12	126.367	313.715	1.646.378	3.355.802
6217900000	Parts Of Clothing Access Oth Than Of Heading 62.12	137.012	641.064	2.258.064	8.181.648
6301100000	Electric Blankets	10	25.649	875	95.321
6301200000	Blankets Not Electric And Travelling Rugs, Of Wool/fine Animal Hair	0	257	0	1.688
6301300000	Blankets Not Electric And Travelling Rugs, Of Cotton	1.585	19.565	7.784	165.359
6301400010	Blankt(oth Thn Elctrc Blankt)&travling Rug,of Synthc Fibr,of Nonwoven Fabr	24	24	1.816	1.816
6301400090	Blankt(oth Thn Elctrc Blankt)&travling Rug,of Synthc Fibr,oth Nonwoven Fabr	86	48.268	87	76.086
6301900090	Oth Blankets&travelling Rugs, Oth Thn Nonwoven Fabrics	9.658	10.885	30.250	38.907
6302100000	Bed Linen, Knitted/crocheted	559	847	3.629	12.144
6302210000	Bed Linen, Printed Of Cotton	24.379	62.481	34.831	120.916
6302229000	Bed Linen, Printed Of Man-made Fibres Of Woven Fabrics	10	13	244	321
6302290000	Bed Linen, Printed Of Oth Textile Materials	0	58	0	244
6302310000	Oth Bed Linen Of Cotton	2.476	10.909	17.105	110.392
6302321000	Oth Bed Linen Of Man-made Fabrics Of Nonwoven Fabrics	0	7.196	0	18.506
6302329000	Oth Bed Linen Of Man-made Fabrics Of Woven Fabrics	48.303	83.852	64.313	148.459
6302390000	Oth Bed Linen Of Oth Textile Materials	0	244	0	4.311
6302400000	Table Linen, Knitted/crocheted	0	362	0	3.720
6302510090	Oth Table Linen's Not Batik Of Cotton	15	27.400	102	69.144
6302590090	Oth Table Linen Not Batik Of Oth Txl Materials	0	2.096	0	8.006
6302600090	Toilet,kitchen Linen,of Terry Towelling /similar Terry, Not Batik, Of Cotton	187.554	546.811	271.455	981.134

I.3. IMPOR MENURUT KOMODITI / IMPORT BY HS COMMODITY  
 \*\*\* MEI / MAY 2008 \*\*\*

H S	Uraian Komoditi Commodity description	Berat bersih / Net weight (Kg)		Nilai / Value C.I.F ( U S \$ )	
		Bulan ini	Kumulatif	Bulan ini	Kumulatif
		Current month	Cum. Jan. to date	Current month	Cum. Jan. to date
6302910010	Oth Bed Linen Batik Of Cotton	0	40.160	0	47.600
6302910090	Oth Bed Linen Not Batik Of Cotton	239.396	1.171.062	412.329	1.728.316
6302930090	Oth Linen, Of Man-made Fibres, Oth Thn Batik	11.077	19.020	14.494	27.764
6302990000	Oth Linen, Of Oth Textile Materials	0	35.010	0	44.799
6303120000	Curtain, Blinds, Valances, Knitted/ Crocheted Of Synthetic Fibres	222	284	1.698	2.075
6303191000	Curtain,knitted/crocheted,of Oth Textiles Materials,of Cotton	0	12	0	210
6303199000	Curtain,knitted/crocheted,of Oth Textiles Materials,oth Thn Cotton	4.044	38.191	7.323	75.977
6303920000	Curtain Not Knitted/crocheted Of Synthetic Fibres	20.676	86.121	41.150	198.621
6303990000	Curtain Not Knitted/crocheted Of Oth Textile Materials	0	817	0	8.221
6304110000	Bedsprads, Knitted/crocheted	94	97	1.224	1.384
6304191090	Oth Furnishng Articl,bedsprd,of Cotton, Oth Thn Knitt/crochett,oth Thn Batik	58	105	1.306	2.608
6304199090	Oth Furnshng Artcl,bedsprd,oth Thn Cttn Nonwvn Knitt/crochett,oth Thn Batik	0	15	0	253
6304911000	Oth Furnshng Artcl,oth Thn Bedsprd,kntt/ Crocheted, Mosquito Nets	139	4.047	204	21.472
6304919000	Oth Furnshng Artcl,oth Thn Bedsprd,kntt/ Crocheted, Oth Thn Mosquito Nets	0	32	0	332
6304920000	Oth Furnshng Artcl,oth Thn Bedsprd,not Knitt/crochet,of Cotton	78	16.411	177	38.275
6304930000	Oth Furnshng Artcl,oth Thn Bedsprd,not Knitt/crochet,of Synthtc Fibres	0	527	0	9.872
6304990000	Oth Furnshng Artcl,oth Thn Bedsprd,not Knitt/crochet,of Oth Txtl Mtrl	0	23.174	0	75.055
6305101100	Sack&bag,oth Bast Fibr Head 5303, New,of Jute	1.474.317	4.989.796	1.029.059	3.343.418
6305101900	Sack&bag,oth Bast Fibr Head 5303, New,oth Thn Jute	2	14.787	18	14.962
6305102100	Sack&bag,oth Bast Fibr Head 5303, Used,of Jute	79.760	396.477	10.004	46.855
6305102900	Sack&bag,oth Bast Fibr Head 5303, Used,oth Thn Jute	0	28	0	172
6305200000	Sacks And Bags, Of Cotton	8.920	24.287	110.085	313.764
6305329000	Flexible Intermediate Bulk Containers Not Knitted/crocheted	0	14.885	0	60.490
6305339000	Sack,bag Of Polyethylene/polypropylene Strip Not Knitted/crocheted	48.000	55.754	138.304	151.372
6305391000	Oth Sacks, Bags Of Nonwovens Of Polyethylene/polypropilene	0	81	0	979
6305399000	Oth Sacks,bags Of Not Knitted/crocheted Of Polyethylene/polypropilene	435	13.112	805	28.495
6305901000	Sacks And Bags,of Oth Txtl Matr, Of Hemp Of Heading 53.05	0	33	0	303
6305909000	Oth Sacks, Bags	25.003	33.489	54.000	62.437
6306120000	Tarpaulins, Awnings & Sunblinds Of Synthetic Fibres	10.572	212.279	43.193	540.848
6306199000	Tarpaulins, Awnings & Sunblinds Of Oth Textile Materials :	349	1.252	1.217	6.229
6306220000	Tents Of Synthetic Fibres	266	74.693	6.039	159.771
6306299000	Tents Of Oth Textiles Materials Oth Than Cotton	0	12.625	0	26.812
6306300000	Sails	0	11	0	172
6306409000	Pneumatic Mattresses Oth Than Cotton	0	3.313	0	5.963
6306999000	Oth Camping Goods Of Oth Textile Materials, Wovens	162	56.599	2.538	257.097
6307101000	Floor-cloths,dish-cloths,dusters, Clean Ing Cloths Of Nonwovens	14.250	31.023	151.293	312.782
6307102000	Floor-cloths,dish-cloths,dusters, Clean Ing Cloths Of Felts	0	101	0	675
6307109000	Floor-cloths,dish-cloths,dusters, Clean Ing Cloths Of Not Felts, Woven	25.339	78.393	213.879	667.047
6307200000	Life-jackets And Life-belts	475	9.756	1.861	56.590
6307903000	Umbrella Covers In Pre-cut Triangular Form	18.238	25.160	283.861	342.185
6307906000	Life Harnesses	333	17.224	366	66.556
6307909000	Oth Made Up Articles	48.615	194.166	330.568	1.487.631
6308000000	Sets Consisting Of Woven Fabric&yarn	88.159	149.429	321.467	1.043.694
6309000000	Worn Clothing & Oth Worn Articles.	5.674	14.377	8.371	34.334
6310101000	Used/new Rags, Sorted	3.385	3.390	33.505	33.662
6310109000	Scrap Twine, Cordage, Rope And Cables Worn Out Articles Of Those, Sorted	82	220	1.247	2.792
6310901000	Used/new Rags, Unsorted	0	5.710	0	47.951
6310909000	Scrap Twine, Cordage, Rope And Cables Worn Out Articles Of Those, Unsorted	138.370	258.440	47.658	91.183
6401100000	Waterproof Footwear Incorp. Protective Metal Toe-cap With Outer Soles, Rubbers	7.592	25.320	21.068	140.930
6401920000	Waterproof Footwear, Covering The Ankle But Not Cover The Knee,with Outer Soles	38	5.703	114	14.838
6401990000	Oth Waterproof Footwear With Outer Sole Plastic By Stching, Riveting, Nailing	145.900	751.584	255.934	1.190.473
6402120000	Ski-boots, Cross-country Ski Footwear & Snowboard Boot With Outer Soles,rubber	11.872	25.653	37.556	172.148
6402190000	Sports Footwear With Outer Soles,rubber Or Plastics	700.593	1.525.979	1.628.132	3.915.983
6402200000	Footwear With Upper Straps/thongs Assemb Led To The Sole By Means Of Plugs	959	4.416	13.443	66.053
6402911000	Oth Footwear Covering The Ankle, Diving Boots	1.229	4.304	6.900	22.129
6402919000	Oth Footwear Covering The Ankle, Oth Than Diving Boots	34.686	156.919	64.541	352.279
6402990000	Footwear Not Covering The Ankle With Outer Soles, Rubbers, Plastics	1.551.940	4.661.595	2.408.654	7.211.848
6403120000	Ski-boots, Cross-country Ski Footwear & Snowboard Boot, Outer Soles,leathers	0	3.515	0	27.527
6403191000	Sports Footwear Fitted With Studs, Bar & The Like,foot Ball,running,golf Shoes	14	1.019	359	25.264
6403199000	Sports Footwear Not Fitted With Studs, Bar & The Like	61.032	202.917	740.487	2.304.085
6403200000	Footwear,outer Soles Of Leather, Uppers Of Leather Straps Accros,instep Big Toe	39.754	77.022	194.763	441.930
6403400000	Footwear,incorp. A Protective Metal Toe Cap Base/platform Of Wood	18.911	154.677	142.059	1.497.064
6403510000	Oth Footwear With Outer Sole Of Leather Covering The Ankle	4	155	29	2.686
6403590000	Oth Footwear With Outer Sole Of Leather Oth Thn Covering The Ankle	14.687	53.357	116.530	458.585
6403910000	Oth Footwear Covering The Ankle	943	5.098	33.855	88.486
6403990000	Oth Footwear Oth Thn Covering The Ankle	116.469	475.913	474.894	3.202.732
6404111000	Footwear With Outer Sole F Rubbr/plastc Sprt Footwr Fitt W Spik, Cleat/the Like	2.051	28.232	4.500	199.645
6404119000	Footwear With Outer Sole F Rubbr/plastc Sprt Footwr Fitt W/o Spik, Cleat/th Like	200.272	636.972	813.185	3.108.754
6404190000	Sports Footwear For Oth Purposed With Outer Incl. Textile Materials	555.994	2.211.307	1.569.239	6.682.154
6404200000	Footwear With Outer Soles Of Leather/ Composition Leather	77.812	174.643	158.433	379.981
6405100000	Oth Footwear, With Uppers Of Leather/ Composition Leather	60.966	296.852	232.652	1.318.250
6405200000	Oth Footwear,with Uppers Of Oth Textile Materials	83.188	153.028	101.642	373.630
6405900000	Oth Footwear	681.499	2.804.104	941.476	3.751.428
6406101000	Uppers & Parts Thereof, Oth Than Stif Feners Of Metal	27.719	292.340	179.661	1.453.233
6406109000	Uppers & Parts Thereof, Oth Than Stif Feners Of Oth Than Metal	82.878	561.816	634.881	3.101.795
6406200000	Parts Of Footwear With Outer Soles & Heels, Of Rubber/plastics	780.446	2.574.340	2.468.154	10.078.200
6406910000	Parts Of Footwear Of Wood	936	5.887	16.631	56.806
6406991100	Oth Part Of Footwear Of Oth Materials Of Iron/steel	50.953	275.101	542.571	2.395.841
6406991200	Oth Part Of Footwear Of Oth Materials Of Copper	5	746	39	14.454
6406991900	Oth Part Of Footwear Of Oth Materials Oth Thn Iron/steel, Copper	4.047	157.868	27.609	173.336
6406992100	Oth Part Of Footwear Of Oth Materials Of Rubber/plastic In-soles	32.107	77.271	152.626	599.614

**I.3. IMPOR MENURUT KOMODITI / IMPORT BY HS COMMODITY**  
**\*\*\* MEI / MAY 2008 \*\*\***

H S	Uraian Komoditi Commodity description	Berat bersih / Net weight (Kg)		Nilai / Value C.I.F ( U S \$ )	
		Bulan ini	Kumulatif	Bulan ini	Kumulatif
		Current month	Cum. Jan. to date	Current month	Cum. Jan. to date
6406992900	Oth Part Of Footwear Of Oth Materials Of Rubber/plastic Out-soles	8.312	57.610	50.580	290.110
6406999000	Oth Parts Of Footwear	209.351	1.094.666	1.403.336	7.590.582
6501000000	Hat-forms,bodies,hood Of Felt,not Block Shape, Not Brims, Plateaux, Manchons	120	23.404	4.973	48.569
6502000000	Hat-shapes, Plaited,by Assembling Strip Of Any Material, No Block Shape,lined	0	658	0	15.978
6504000000	Hats,oth Headgear/plaited,by Assembling Strips Of Any Material, Trimmed/not	6.829	38.382	5.176	94.298
6505100000	Hat&oth Headgear, Knitt/crochet, Hair-nets	17.107	51.048	234.137	711.454
6505900000	Hat&oth Headgear, Knitt/crochet, Oth Than Hair-nets	29.560	110.040	116.030	435.371
6506101000	Protective Helmets For Motorcyclists Whether/not Lined/trimmed	227.471	942.618	640.599	2.538.831
6506102000	Industrial Safety Helmets, Oth Than Steel Helmets Whether/not Lined	7.003	37.500	65.232	259.850
6506103000	Steel Helmets	1.696	1.890	9.730	16.298
6506109000	Oth Safety Headgear	57.020	214.124	218.170	978.794
6506910000	Oth Headgear Of Rubber/of Plastics	445	40.809	1.117	94.544
6506991000	Nonwoven Disposable Headgear Of Oth Materials	0	28	0	7.082
6506999000	Nonwoven Oth Than Disposable Headgear Of Oth Materials	1.175	21.323	24.128	532.099
6507000000	Head-band,lining,cover,hat Foundation, Hat Frame,peak&chinstrap,for Head-gear	79.478	361.647	415.531	1.210.347
6601100000	Garden/similar Umbrellas	6.569	115.755	20.257	166.075
6601910000	Umbrellas Having A Telescopic Shaft	58.228	654.433	57.751	502.987
6601990000	Umbrellas Not Having A Telescopic Shaft	282.004	2.206.101	500.808	2.273.446
6602000000	Walking-sticks, Seat-sticks, Whips, Riding Crops & The Like.	22	14.182	267	54.948
6603200000	Umbrella Frames, Including Frames Mounted On Shafts (sticks)	59.956	357.436	83.153	375.782
6603901000	Parts Ror Articles Of Heading 66.01	3.100	116.452	5.176	140.519
6603902000	Parts For Articles Of Heading 66.02	933	7.157	1.999	76.021
6701000000	Skin&oth Part F Bird W Their Feathr/ Down, Feathr/down,feathr,part Of Feathrs	28.648	45.089	198.722	283.750
6702100000	Artificial Flower, Foliage,fruit, Parts Of Plastics	119.095	486.762	169.710	884.498
6702900000	Artificial Flower, Foliage,fruit, Parts Of Oth Materials	38.167	154.284	69.565	350.994
6703000000	Human Hair, Dressed, Thinned,bleached, Othwise Worked For Wigs/the Like	7.032	18.495	348.988	710.866
6704110000	Complete Wigs Of Synthetic Materials	3.602	8.358	41.943	110.552
6704190000	False Beards, Eyebrows,eyelashes,switch Es Of Synthetic Materials	3.074	26.354	94.364	274.852
6704200000	Wigs, False Beards, Eyebrows,eyelashes, Of Human Hair	1	371	1	28.372
6704900000	Wigs, False Beards, Eyebrows,eyelashes, Of Oth Materials	3.351	18.737	19.182	251.730
6801000000	Setts, Curbstones & Flagstones, Of Naturals Stone (except Slate)	258.106	1.289.147	58.442	281.546
6802100000	Tiles, Cubes,similar Articles, Square <7 Cm, Art. Colored, Chipping & Powder	0	55.377	0	113.282
6802210000	Marble, Travertine & Alabaster, Simply Cut/sawn A Flat/even Surface	904.367	4.793.888	308.739	1.430.224
6802230010	Oth Monumnt/buildng Ston&artcl Thereof, Granite Polished Slabs	705.861	4.382.511	189.931	1.338.556
6802230090	Oth Monumnt/buildng Ston&artcl Thereof, Granite Oth Thn Polished Slabs	565.332	1.787.018	120.682	521.086
6802290000	Monumental/building Stone, Simply Cut/sawn A Flat/even Surface	64.592	75.393	12.534	30.322
6802910000	Marble, Travertine & Alabaster, Futher Worked	2.024.398	7.907.170	629.627	2.521.424
6802930000	Granite Further Worked	783.133	2.747.367	259.755	911.515
6802990000	Monumental/building Stone, Further Worked	34.231	306.954	51.372	236.687
6803000010	Slate(work&article/of Agglomerat) Slabs/roofing Slates	63	154.895	516	89.129
6803000090	Slate(work&article/of Agglomerat) Oth Thn Slabs/roofing Slates	22.995	97.255	5.657	33.896
6804100000	Millstones & Grindstones For Milling, Grinding/pulping	803.490	2.719.025	1.078.207	4.034.168
6804210000	Millstones, Grindstones, Grinding Of Agglomerated Synthetic/natural Diamond	54.930	295.229	407.468	1.421.258
6804220000	Oth Millstone,grindstone,grinding Wheel& The Like Of Oth Agglomert Abrasv/ceramic	540.561	2.821.930	1.106.753	5.724.045
6804230000	Oth Millstone,grindstone,grinding Wheel& The Like Of Natural Stone	228.092	765.052	180.598	729.028
6804300000	Hand Sharpening/polishing Stones	332.965	1.432.910	261.713	3.667.725
6805100000	Natural, Art. Abrasive Powder,grain On A Base Of Woven Textile Fabric Only	180.520	522.959	760.842	2.227.075
6805201000	Polishing Discs On Base Of Paper/ Paperboard Only	8.554	49.637	72.850	318.682
6805209000	Oth Natural Abrasive On Base Of Paper Or Paperboard Only	134.464	1.027.563	389.842	2.714.590
6805300010	Abrasiv Powder/grain,natural/artificial, Base Of Oth Materl,polishing Discs	25.984	74.518	123.436	454.285
6805300090	Abrasiv Powder/grain,natural/artificial, Base Of Oth Materl,oth Thn Polish Disc	129.259	527.556	241.344	1.272.632
6806100000	Slag Wool, Rock Wool & Similar Mineral Wools, In Bulk, Sheets/rolls	666.334	3.662.542	819.002	4.133.993
6806200000	Exfoliated Vermiculite, Expanded Clays, Foamed Slag,similar Exp.mineral Mtrials	18.820	55.994	38.168	210.802
6806900000	Insulating, Sound-insulating/sound- Absorbing Mineral Materials	545.857	2.095.408	617.136	2.544.450
6807100000	Articles Of Asphalt/of Similar Material In Rolls	486.958	2.458.769	306.691	1.547.673
6807900000	Oth Articles Asphalt/similar Material	521.768	3.593.747	277.583	2.209.435
6808000000	Panels, Boards, Tiles, & Similar Art. Of Vegetable Fibre, Agg With Cement Etc	78.374	474.859	58.768	542.649
6809110000	Boards, Sheets Faced, Reinforced With Paper/board Only	1.638.663	9.175.163	297.342	1.483.570
6809190000	Board, Sheet Not Faced, Reinforced With Paper/board Only	2.288.954	11.510.858	576.340	1.955.444
6809909000	Articles Of Plaster/of Compositions Based On Plaster Oth Than Dental Moulds	529	30.749	2.990	29.024
6810110000	Tile,flagstone,brickssimilar Article Building Blocks & Bricks	24.500	1.447.112	14.930	378.061
6810190000	Tile,flagstone,brickssimilar Article Oth Thn Building Block&brick	105.590	1.417.519	172.764	872.829
6810910010	Prefabrct Structrl Componnt For Build/ Civil Engineering Concrete Building Pile	0	8.080	0	5.977
6810910090	Prefabrct Structrl Componnt For Build/ Civil Engineer Oth Thn Concrct Build Pile	8.036	946.692	3.900	219.318
6810990090	Oth Prefabricated Structural Component	19.135	506.957	19.813	515.071
6811400000	Article Of Cemnt,cellulosefibr/the Like Containing Asbestos	359.566	3.248.217	54.640	1.835.341
6811810000	Article Of Cemnt,cellulosefibr/the Like Not Containing Asbestos Corrugated Sheet	0	319.001	0	287.156
6811820000	Article Of Cemnt,cellulosefibr/the Like Oth Sheet,panel,tile&similar Article	485.591	2.968.967	148.549	577.784
6811830000	Article Of Cemnt,cellulosefibr/the Like Tubes, Pipes And Tubes/pipe Fittings	2.399	29.757	31.977	78.242
6811890000	Oth Article Of Cement, Cellulosefiber/the Like	10.502	112.097	48.060	279.232
6812801000	Cloth&accessori,paper,millboard&felt, Fabricated Crocidolite Fibres	214	215	666	684
6812809000	Oth Thn Cloth&accessori,millboard&felt, Paper,fabricated Crocidolite Fibres	142.690	369.645	918.442	2.543.309
6812910000	Oth Fabricat Asbestos Fibres;mix With A Asbestos,cloth&accessr,footwear&headgear	27	20.076	1.805	51.210
6812920000	Oth Fabricat Asbestos Fibres;mix With A Asbestos,paper,millboard&felt	702	19.283	16.030	124.740
6812930000	Oth Fabricat Asbestos Fibres;mix With A Asbstos,compres Fbrs Joint,in Sheet/roll	27.045	187.351	58.299	285.524
6812991000	Oth Fabricat Asbestos Fibres;mix With A Asbests,cloth&accessori,paper,millboard	84	692	600	5.782
6812999000	Oth Fabricat Asbestos Fibres;mix With A Asbestos,oth Woven/knitted Fabrics	280.531	832.974	171.179	733.333
6813200000	Friction Material And Articles Thereof Containing Asbestos	37.728	122.834	101.860	588.862
6813810000	Friction Material&article Thereof Not Containing Asbestos Brake Lining&pad	129.969	418.628	703.641	2.524.022
6813890000	Friction Material&article Thereof Not Containng Asbests Oth Brake Lining&pad	436.509	938.011	1.266.106	6.508.799
6814100010	Worked Mica & Articles Of Mica, Agglome Rated,sheets,strips, simply Cut To Shape	46.967	184.975	152.419	435.730



**I.3. IMPOR MENURUT KOMODITI / IMPORT BY HS COMMODITY**  
**\*\*\* MEI / MAY 2008 \*\*\***

H S	Uraian Komoditi Commodity description	Berat bersih / Net weight (Kg)		Nilai / Value C.I.F ( U S \$ )	
		Bulan ini	Kumulatif	Bulan ini	Kumulatif
		Current month	Cum. Jan. to date	Current month	Cum. Jan. to date
6814100090	Oth Worked Mica & Articles Of Mica, Agglomerated, Reconstituted	6	1.715	38	15.619
6814900010	Worked Mica & Articles Of Mica, In Rolls & Pieces, Simply Cut To Shape	1.237	3.543	2.285	17.970
6814900090	Oths Worked Mica & Articles Of Mica	701	5.673	10.112	22.805
6815101000	Yarn/thread Non-electrical Articles Graphite/carbon	3.338	8.344	35.651	65.250
6815102000	Bricks, Paving Slabs, Floor Tiles, Etc Non Electrical Articles Graphite/carbon	86.880	484.132	130.550	341.256
6815109000	Oth Non Electrical Articles Graphite Or Carbon	11.768	57.717	55.967	421.972
6815200000	Articles Of Peat	0	15.020	0	9.410
6815910000	Articles Of Stone, Contents Magnesite, Dolomite/chromite	942.882	1.600.777	107.512	529.714
6815990000	Oth Articles Of Stone,oth Thn Content Magnesite,dolomite/chromite	12.864	132.598	31.940	90.661
6901000000	Bricks,blocks,tiles & Oth Ceramic Goods Of Siliceous Fossil Meals/of Similar	88.739	769.101	162.642	785.773
6902100000	Goods Of Siliceous Cont By Weight, Singly/together Mg,ca,cr > 50%	649.117	5.595.242	855.322	6.598.236
6902200000	Goods Of Siliceous Cont By Weight, Singly/together Alumina,silica > 50%	986.264	10.084.326	690.200	8.417.312
6902900000	Goods Of Siliceous Cont By Weight, Of Oth Metals Compound	3.741.328	17.066.640	3.321.159	19.359.003
6903100000	Oth Refractory Ceramic Goods Cont By Weight, Graphite/carbon > 50 %	17.403	115.056	136.580	587.111
6903200000	Oth Refractory Ceramic Goods Cont By Weight, Alumina/silica > 50%	60.164	287.757	144.368	773.168
6903900000	Oth Refractory Ceramic Goods Cont By Weight, Oth Metal Compound > 50%	380.658	2.395.565	1.570.927	12.293.486
6904100000	Ceramics Building Bricks	13	35.746	800	23.044
6904900000	Flooring Blocks, Support/filler Tiles & The Like	126	38.838	15.127	151.004
6905100000	Roofing Tiles Of Ceramic	75.191	349.175	39.069	167.973
6905901000	Lining Bricks For Ball Mills Lining Bricks For Ball Mills	0	447	0	2.635
6905909000	Chimney-pots,cowls,chimney Liners, Archi Tectural Ornaments & Oth Ceramic Constr	0	3.262	0	8.849
6906000000	Ceramic Pipes, Conduits, Guttering,pipe Fittings.	22.061	63.538	182.288	464.813
6907100000	Tile,cube&similar Article,whether/not Rectangular,circle <7cm	94.690	187.983	25.138	104.339
6907900000	Oth Thn Tile,cube&similar Article, Whether/not Rectangular,circle<7cm	12.411.193	47.564.410	2.861.505	10.218.055
6908100000	Oth Thn Tile,cube&similar Article, Whether/not Rectangular,circle>=7cm	9.456	645.485	14.657	238.027
6908901000	Oth Thn Tile,cube&similar Articl,whethr/ Not Rectangular,circle>=7cm,plain Tile	1.182.438	2.440.200	282.911	547.081
6908909000	Oth Tiles	5.134.007	26.055.343	1.491.062	6.948.236
6909110000	Ceramic Wares For Laboratory, Chemical Or Oth Technical Of Porcelain/china	20.663	103.883	60.486	264.584
6909120000	Ceramic Wares Having A Hardness >= 9 The Mohs Scale	218.674	900.831	334.469	1.351.826
6909190000	Oth Ceramic Wares For Laboratory, Chemical/oth Technical Uses	850	20.939	44.013	389.993
6909900000	Ceramic Trough,tub,used In Agriculture Ceramic Pots, Jars For Packing Of Goods	21.281	33.650	146.176	230.042
6910100000	Ceramic Sinks, Wash Basins, Wash Basin Of Porcelain/china	725.289	2.747.950	539.393	1.954.431
6910900000	Ceramic Sinks, Wash Basins, Wash Basin Of Oth Than Porcelain/china	131.632	873.237	254.019	1.162.745
6911100000	Tableware & Kitchenware Of Porcelain/ China	2.494.679	11.184.011	905.062	5.370.662
6911900000	Oth Household, Toilet Articles Of Porcelain/china	39.120	159.323	60.805	668.064
6912000000	Tableware & Kitchenware, Oth Household Toilet Art, Oth Than Porcelain/china	85.363	296.413	72.779	294.458
6913100000	Statuettes & Oth Ornamental Ceramic Art. Of Porcelain/china	76.850	290.357	55.541	241.429
6913900000	Statuettes & Oth Ornamental Ceramic Art. Of Oth Than Porcelain/china	35.537	97.915	44.356	167.875
6914100000	Oth Ceramic Articles Of Porcelain/ China	18.252	127.149	15.865	91.458
6914900000	Oth Ceramic Articles Of Oth Than Porcelain/china	20.432	443.546	13.390	1.134.143
7001000000	Cullet & Oth Waste & Scrap Of Glass; Glass In The Mass.	3.384.845	9.909.910	239.880	1.073.898
7002100000	Glass In Balls	10.655	108.769	53.480	131.979
7002200000	Glass In Rods	498	20.671	443	84.223
7002311000	Fused Quartz/oth Fused Silica For Vacuum Tubes	6	8.073	2.417	224.731
7002319010	Fused Quartz/oth Fused Silica For Enamel Glass	1.456	30.813	6.334	486.379
7002319090	Glass In Ball,tube Of Fused Quartz/oth Fuse Silca,oth Thn Boro Silict Glas Tube	6.104	91.883	15.789	183.409
7002321000	Glass Having A Linear Coefficient 0-300 Celcius For Vacuum Tubes	0	1.770	0	9.191
7002329010	Glass Having A Linear Coefficient 0-300 Celcius For Venamul Glass	438.647	1.933.169	804.066	3.644.595
7002329090	Glass Having A Linear Coefficient 0-300 Celc Oth Thn Vacuum/boro Silict Glas Tube	18.644	41.416	32.564	195.996
7002391000	Oth Transparent Neutral Glass For Vacuum Tubes	2.147	28.647	9.154	62.031
7002399090	Oth Glass Having Linear Coeff. 0-300c Oth Thn Vacuum&boro Silict Glas Tube	4.332	17.595	6.829	40.100
7003121000	Optical Colored Glass, Not Optically Worked	27.173	98.320	290.491	1.187.606
7003122000	Non Wired Sheets,in Squares/rectangular Shape Incl.1,2,3,4 Corners Cut, Colored	280	83.002	6.925	84.907
7003129000	Oth Non-wired Sheets Colored Glass	78.407	762.079	47.867	305.934
7003191000	Optical Glass, Not Optically Worked Oth Colored	68	8.350	7.793	15.200
7003199000	Oth Non-wired Sheets Not Colored Glass Or Profiles	536.485	2.570.715	160.688	696.761
7003200000	Cast Glass And Rolled Glass, Wired Sheets	0	35.178	0	46.144
7003300000	Cast Glass And Rolled Glass, Profiles	0	95.978	0	56.294
7004201000	Optical Drawn,blown Glass,not Optically Worked Opacified, Flashed, Absorbent	0	125	0	4.712
7004209000	Optical Drawn, Blown Glass, Optically Worked,flashed,opacified, Absorbent	1.263.609	3.132.022	400.375	1.117.519
7004909000	Oth Optical Drawn,blown Glass,optically Worked,flashed,opacified, Absorbent	521.232	1.979.985	152.944	612.075
7005101000	Optical Float Glass,not Optically Worked ,flashed,opacified, Absorbent	0	2.372	0	4.355
7005109000	Float Glass In Sheet, Optically Worked Flashed, Opacified, Absorbent	723.096	4.209.877	249.006	1.319.111
7005211000	Oth Non-wired Glass, Colored, Opacified Optical Glass, Not Optically Worked	39.410	350.629	21.392	189.186
7005219000	Oth Non-wired Glass, Colored, Optically Worked, Flashed, Opacified	43.170	378.006	20.907	140.162
7005291000	Oth Non-wired Glass, Not Colored, Not Optically Worked	0	1.350	0	1.130
7005299000	Oth Non-wired Glass, Not Colored, Optically Worked	582.952	1.372.334	197.993	510.975
7006001000	Optical Glass, Not Optically Worked For Glass Of Heading 70,03,70.04,70.05	2.628	10.636	42.622	109.679
7006009000	Optical Glass, Optically Worked For Glass Of Heading 70,03,70.04,70.05	243.475	1.141.691	216.664	1.579.119
7007111000	Toughened (tempered) Safety Glass Suitable For Vehicles Of Chapter 87	96.515	465.716	488.617	2.606.171
7007114000	Toughened (tempered) Safety Glass Suita Ble For Ships,boats,floating Chapter 89	0	4.162	0	3.865
7007191000	Toughened (tempered) Safety Glass Suita Ble For Earth Moving Machinery	99	8.161	2.761	18.285
7007199000	Toughened (tempered) Safety Glass Suita Ble For Oth Machinery	47.825	354.151	126.894	957.159
7007211000	Laminated Safety Glass Suitable For Vehicles Of Chapter 87	52.835	231.561	233.508	1.006.774
7007212000	Laminated Safety Glass Suitable For Aircraft/spacecraft Of Chapter 88	0	16	0	162
7007214000	Laminated Safety Glass Suitable For Ships,boats,floating Struct, Chapter 88	18.000	18.000	8.643	8.643
7007291000	Laminated Safety Glass Suitable For Earth Moving Machinery	111	1.034	973	10.539
7007299000	Laminated Safety Glass Suitable For Oth Machinery	3.334	17.302	19.948	84.912
7008000000	Multiple-walled Insulating Units Of Glass.	13.372	14.626	33.629	37.595
7009100000	Rear-view Mirrors For Vehicles	217.993	903.688	1.376.092	6.211.568
7009910000	Glass Mirros, Unframed	219.864	498.576	405.714	995.945

**I.3. IMPOR MENURUT KOMODITI / IMPORT BY HS COMMODITY**  
**\*\*\* MEI / MAY 2008 \*\*\***

H S	Uraian Komoditi Commodity description	Berat bersih / Net weight (Kg)		Nilai / Value C.I.F ( U S \$ )	
		Bulan ini	Kumulatif	Bulan ini	Kumulatif
		Current month	Cum. Jan. to date	Current month	Cum. Jan. to date
7009920000	Glass Mirros, Framed	67.571	254.881	135.210	434.335
7010100000	Ampoules Of Glass	6.603	222.491	61.265	624.788
7010200000	Stoppers, Lids & Oth Closures Of Glass	5.512	108.804	37.479	248.740
7010901000	Carboys, Demijohns & Bottles For Inject Ables Of A Capacity > 1 Ltr, Of Glass	95	1.067	4.141	10.305
7010902000	Bottles & Vials For Antibiotics, Serums & Oth Injectables Of Capacity < 1 Ltr	172.688	1.228.141	218.780	989.591
7010903000	Oth Bottles For Intravenous Fluids Of Glass	46.703	115.189	54.302	166.935
7010909000	Flask, Jars, Pots, Phials, Oth Container Of Glass	6.639.627	23.377.153	3.267.332	12.642.814
7011101000	Stem For Electric Lighting	3.355	31.461	206.392	864.591
7011109000	Glass Envelops For Electric Lighting Oth Than Stem	92.928	1.044.095	111.230	969.179
7011201000	Television Tubes, Cathode-ray Tubes	9.594.493	39.465.271	7.684.496	33.543.577
7011209000	Cathode-ray Tubes, Oth Than Television	3.233	6.294	5.264	13.631
7011900000	Oth Glass Envelopes, Bulbs,tubes,open & Glass Parts Thrfr, Without Fitting	791	85.468	11.416	104.060
7013100000	Glassware Of A Kind Used For Table, Kitchen, Toilet, Office Of Glass-ceramic	298.818	1.448.253	454.193	1.608.340
7013220000	Stemware Drinking Glasses, Of Lead Crystal	0	1	0	26
7013280000	Stemware Drinking Glasses, Neither Glass-ceramics Nor Lead Crystal	396.436	983.504	575.416	1.331.527
7013330000	Other Drinking Glasses, Of Lead Crystal	602	8.580	804	7.933
7013370000	Other Drinking Glasses, Neither Glass-ceramics Nor Lead Crystal	218.441	676.484	223.482	969.980
7013410000	Glassware For Table (not Drinking Glass) Kitchen Purposes, Of Lead Crystal	6.150	6.941	16.960	19.319
7013420000	Glassware For Table (not Drinking Glass) Kitchn,linear Coef<5x10-6/ke/vin,0-3000C	0	16.325	0	24.386
7013490000	Oth Glassware For Table(not Drink Glass) Kitchen Purposes, Not Ceramics	154.875	554.183	260.184	848.624
7013910000	Other Glassware Of Lead Crystal	6.875	11.460	10.046	18.649
7013990000	Other Glassware	425.349	1.589.245	701.931	2.541.779
7014001000	Signalling Glassware & Optical Element For Motor Vehicles	109	23.294	1.202	88.668
7014009010	Lighthouse Lamp,ship/locomotive/railway Lentrern, Aircraft, Beacons Aerodromes	588	6.300	1.384	15.202
7014009090	Other Signalling Glassware & Optical Elements Of Glass, Not Optically Worked	3.173	54.800	15.597	193.810
7015100000	Glasses For Corrective Spectacles	21.195	146.539	570.225	2.274.303
7015901000	Clock Or Watch Glasses	31	1.313	75	21.146
7015909000	Glasses For Non-corrective Spectacles; Hollow Glass Spheres & Their Segments	9.970	285.096	741.858	11.343.683
7016100000	Glass Cubes & Oth Glass Smallwares, For Mosaics Or Decorative Purposes	106.003	162.487	128.628	168.861
7016900000	Oth Articles Of Moulded Glass; Leaded Lights; Multicellular & Smrl Forms	297.980	1.648.959	391.798	1.481.778
7017101000	Quartz Reactor Tubes And Holders, For Production Of Semiconductor	0	116	0	2.207
7017109000	Other Laboratory Or Pharmaceutical Of Fused Quartz Or Oth Fused Silica	17.866	79.482	305.578	1.024.896
7017200000	Laboratry, Hygienic/pharmaceutical With Coef< 5x10-6/ke/vin, 0 - 3000 C	1.869	42.220	19.802	266.541
7017900000	Laboratory, Hygienic/pharmaceutical Glassware, Fused Quartz/oth Fused Silica	16.465	73.348	266.427	806.851
7018100000	Glass Beads, Imitation Pearls, Imitation Precious & Glass Smallwares	343.775	1.480.474	343.142	1.428.806
7018200000	Glass Microspheres <=1mm In Diameter	104.164	231.466	85.134	154.355
7018900000	Glass Eyes, Not Prsthtc Artcls, Ornamnt Of Lamp-worked Glass,not Imittn Jewellry	52.320	179.044	122.949	395.865
7019110000	Chopped Strands,of A Length <= 50 Mm	47.480	219.921	71.980	341.063
7019120000	Rovings Of Glass Fibres	358.577	1.917.685	352.195	1.613.034
7019191000	Yarn Of Glass Fibres	22.119	157.535	7.343	96.444
7019199000	Sliver & Chopped Strand Of Glass Fibers	177.880	767.614	608.414	3.616.885
7019310000	Mats Of Glass Fibres	801.643	3.858.837	1.043.535	5.302.265
7019320000	Thin Sheets (voiles) Of Glass Fibres	15.901	166.834	33.022	212.872
7019391000	Asphalt/coal-tar Impregnatd Glass-fibre Outerwrap For Pipelines	155	75.367	1.028	131.848
7019399000	Mattresses,boards And Similar Nonwoven Products Of Glass Fibres	92.759	884.703	206.550	1.290.355
7019400000	Woven Fabrics Of Glass Fibres Rovings	140.945	809.987	160.346	858.061
7019510000	Oth Woven Fabric,of A Width <= 30 Cm	16	822	2.909	14.735
7019520000	Oth Woven Fabric,of A Width > 30 Cm Plain Weave, Of Single Yarn	46	30.526	119	35.171
7019590000	Oth Woven Fabric,of A Width > 30 Cm	7.529	88.701	81.574	471.157
7019903000	Escape Chutes Of Glass Fibres	356	568	4.105	8.479
7019909000	Other Articles Of Glass Fibres	142.216	1.017.868	605.579	2.598.140
7020001100	Glass Moulds For The Manufacture Of Acrylic Goods	0	97	0	4.935
7020001900	Glass Moulds For Other Purposes	268	6.324	662	18.718
7020002000	Quartz Reactor Tubes & Holders Designed For Production Of Semiconductor Wafers	0	11	0	405
7020009000	Other Articles Of Glass.	155.113	820.729	293.740	1.316.119
7101220000	Cultured Pearls, Worked	0	3	0	300
7102100000	Diamonds, Unsorted	0	1	0	151
7102210000	Diamonds, Unworked Or Simply Sawn, Cleaved Or Bruted, Industrial	0	61.851	0	23.714
7102290000	Diamonds, Worked, Not Mounted Or Set, Industrial	10	16	5.073	7.678
7103910000	Rubies, Sapphires & Emeralds, Worked	0	13	0	290.207
7103990000	Other Precious Stones, Worked	0	1.198	0	32.477
7104101000	Piezo-electric Quartz, Unworked	830	2.513	35.840	150.460
7104102000	Piezo-electric Quartz, Worked	2.628	14.145	33.400	181.203
7104900000	Other Synthetic Precious Stones, Worked	8.978	16.693	44.446	116.448
7105100000	Dust And Powder Of Diamonds	194	684	11.779	45.311
7105900000	Dust & Powder Of Other Natural Or Synthetic Precious/semi Precious Stones	0	497	0	2.660
7106100000	Silver Powder	147	233	12.616	30.522
7106910000	Silver, Unwrought	3.501	22.010	655.355	1.863.813
7106920000	Silver, Semi-manufactured	518	5.328	637.824	2.805.179
7107000000	Base Metals Clad With Silver,not Further Worked Than Semi-manufactured.	2.453	3.532	42.642	63.251
7108110000	Gold Powder	0	702	0	335.024
7108121000	Gold In Lumps, Ingots Or Cast Bars	48	174	778.798	3.133.233
7108129000	Gold In Other Unwrought Forms :	829	19.955	675.208	2.309.395
7108130000	Gold,non Monetary,oth Semi-manufactured Form	270	9.217	1.808.521	9.224.779
7109000000	Base Metals/silver,clad With Gold Not Further Worked Than Semi-manufactured	79	268	10.841	166.863
7110111000	Platinum, In Lumps, Ingots, Cast Bars, Powder Or Sponge	74.644	116.107	153.914	251.601
7110119000	Platinum In Oth Form, Unwrought	0	16	0	3.454
7110190000	Platinum, Wrought	0	185	0	3.956
7110212000	Palladium In Lumps, Ingots, Cast Bars, Powder Or Sponge	9	30.655	866	144.350
7110219000	Palladium, Unwrouht, In Other Form	1	371	278	26.139
7110390000	Rhodium, Wrought	0	1	0	25

I.3. IMPOR MENURUT KOMODITI / IMPORT BY HS COMMODITY  
 \*\*\* MEI / MAY 2008 \*\*\*

H S	Uraian Komoditi Commodity description	Berat bersih / Net weight (Kg)		Nilai / Value C.I.F ( U S \$ )	
		Bulan ini	Kumulatif	Bulan ini	Kumulatif
		Current month	Cum. Jan. to date	Current month	Cum. Jan. to date
7110411000	Iridium, Osmium & Ruthenium In Lumps Ingots, cast Bars, powder Or Sponge	0	164	0	331
7110490000	Iridium, Osmium & Ruthenium, Wrought	34	35	145	146
7111001000	Silver Or Gold, Clad With Platinum Semi-manufactured	0	3	0	11.315
7111009000	Base Metals, Clad With Platinum Semi-manufactured	3	3	12.032	12.032
7112999000	Waste & Scrap Of Oth Precious Metal	0	11	0	166
7113111000	Parts Of Jewellery Of Silver	7.179	9.324	518.096	2.043.193
7113119000	Jewellery Of Silver	2.096	7.281	1.314	5.489
7113191000	Parts Of Jewellery Of Other Precious Metal	2	218	7.472	83.236
7113199000	Jewellery Of Other Precious Metal	60	488	55.989	849.825
7113201000	Parts Of Jewellery Of Base Metal, Clad With Precious Metal	0	15	0	13.715
7113209000	Jewellery Of Base Metal, Clad With Precious Metal	1	4.619	17	14.252
7114110000	Articles Of Silversmiths Wares Of Silver, Whether Or Not Plated Or Clad	1.043	18.220	777	9.380
7114190000	Articles Of Goldsmiths Wares Of Oth Precious Metal,	91	91	1.490	1.490
7114200000	Articles Of Goldsmiths Wares Of Base Metals, Clad With Precious Metal	0	378	0	9.651
7115100000	Catalysts Of Platinum, In The Form Of Wire Cloth Or Grill	10.757	14.667	1.267.614	1.431.783
7115909000	Oth Articles Of Precious Metal/of Metal Clad With Precious Metal	0	35	0	4.705
7116200000	Articles Of Precious/semi-precious Stones(natural/synthetic/reconstructed)	1	29	2.565	25.316
7117111000	Parts Cuff-links And Studs, Of Base Metal, Whether Or Not Plated	0	340	0	6.059
7117119000	Cuff-links And Studs Of Base Metal Whether/not Plated With Precious Metal	10.395	23.759	56.925	158.652
7117191000	Bangles Of Base Metal, Whether Or Not Plated With Precious Metal	9.866	48.615	31.473	183.159
7117192000	Parts Of Oth Imitation Jewellery Of Base Metal, Whether Or Not Plated	489	8.900	921	17.249
7117199000	Other Imitation Jewellery Of Base Metal Whether Or Not Plated	181.680	677.750	587.412	2.537.636
7117901000	Bangles	6.131	18.197	28.185	62.803
7117902000	Other Imitation Jewellery	75.505	333.295	232.398	1.063.082
7117909000	Parts Of Imitation Jewellery	4.277	7.290	31.350	72.066
7118109000	Oth Coin (not Gold Coin), Not Being Legal Tender	0	643	0	730
7118901000	Gold Coin, Whether Or Not Legal Tender	0	1	0	426
7118909000	Oth Coin (oth Than Gold/silver Coin)	0	33	0	77
7201100000	Non-alloy Pig Iron Cont. By Weight 0.5% Or Less Of Phosphorus	511.489	64.618.789	285.445	31.203.041
7201500000	Alloy Pig Iron; Spiegeleisen	0	30.282.638	0	15.266.109
7202110000	Ferro-manganese, Cont. By Weight More Than 2% Of Carbon	215.000	1.290.108	580.750	2.692.808
7202190000	Ferro-manganese, Cont. By Weight <= Than 2% Of Carbon	847.649	2.004.042	1.666.620	3.017.515
7202210000	Ferro-silicon, Cont. By Weight More Than 55% Of Silicon	1.975.996	7.496.129	2.842.055	9.990.186
7202290000	Ferro-silicon, Cont. By Weight <= Than 55% Of Silicon	714.778	2.764.789	785.701	3.361.785
7202300000	Ferro-silico-manganese	4.832.910	19.623.851	9.650.880	32.234.211
7202410000	Ferro-chromium, Cont. By Weight More Than 4% Of Carbon	43.612	774.906	114.318	1.600.242
7202490000	Ferro-chromium, Cont. By Weight <= Than 4% Of Carbon	21.000	593.543	116.196	1.421.228
7202600000	Ferro-nickel	694	4.580	12.229	62.635
7202700000	Ferro-molybdenum	20.270	126.132	972.309	4.532.751
7202800000	Ferro-tungsten & Ferro-silico-tungsten	670	6.670	758	43.942
7202910000	Ferro-titanium And Ferro-silico-titanium	3.000	20.108	17.710	111.210
7202920000	Ferro-vanadium	0	3.535	0	55.303
7202930000	Ferro-niobium	0	11.473	0	105.791
7202990000	Other Ferro-alloys	307.551	1.170.241	593.100	2.045.292
7203100000	Ferrous Products Obtained By Direct Reduction Of Iron Ore	24.037.605	167.806.440	12.218.860	74.563.622
7203900000	Other Ferrous Products	0	10.480.586	0	4.243.758
7204100000	Waste And Scrap Of Cast Iron	1.387.427	16.102.176	597.164	7.937.022
7204210000	Waste And Scrap Of Stainless Steel	1.317.490	5.447.046	894.598	3.434.100
7204290000	Waste And Scrap Of Oth Alloy Steel	100.113.941	271.116.762	50.721.648	120.104.631
7204300000	Waste & Scrap Of Tinned Iron Or Steel	60.000	11.490.701	22.500	4.197.822
7204410000	Turnings, shavings, chips, milling Waste, Sawdust, filings, trimmings & Stampings	675.387	4.199.032	398.645	1.601.370
7204490000	Other Ferrous Waste And Scrap :	162.384.201	624.419.270	89.595.258	285.908.471
7204500000	Remelting Scrap Ingots	1.216	6.276	10.110	54.949
7205100000	Granules Of Pig Iron, Spiegeleisen, Iron Or Steel	654.788	28.468.494	799.470	15.885.585
7205210000	Powder Of Alloy Steel	97.802	379.316	187.720	622.491
7205290000	Powder Of Pig Iron, Spiegeleisen, Iron Or Steel (oth Than Alloy Steel)	197.793	1.344.101	346.874	1.613.856
7206101000	Iron And Non-alloy In Ingots Containing By Weight > 0.6% Of Carbon	0	304	0	116
7206109000	Iron And Non-alloy In Ingots Containing By Weight <= 0.6% Of Carbon	0	13.618	0	23.563
7206900000	Iron And Non-alloy In Primary Form Other Than Ingots	47.409	760.547	1.079.466	6.844.847
7207110000	Semi-finished Iron/non-alloy Cont. < 0,25% Carbon, rectnglr, square	12.418.132	211.563.775	10.169.774	138.050.802
7207121000	Slabs Of Iron/non Alloy, Cont.< 0,25% Of Carbon, Other Than Square	133.707.795	810.522.913	111.313.176	537.581.377
7207129000	Oth Semi-finished Iron/non-alloy Cont.< 0,25% Carbon ,rectnglr,not Square	18.416.710	113.444.205	14.363.708	74.669.328
7207190000	Oth Semi-finished Iron/non-alloy Cont.< 0,25% Of Carbon	128.761	497.769	273.825	1.276.049
7207201100	Slabs Of Iron/non Alloy, cont.by Weight > 0.6% Of Carbon	0	313.893.846	0	183.537.610
7207201900	Oth Semi-finished Iron/non-alloy Cont. By Weight > 0.6% Of Carbon	129.824	12.894.329	74.220	8.248.790
7207209900	Oth Semi-finished Iron/non-alloy Cont.by Weight 0,25% <= Carbon <= 0,6%	11.158.697	40.454.652	10.976.198	33.861.552
7208100000	Flat-rolled Iron/nas,hrc,relief Width > 600 Mm	5.270.234	18.019.606	4.477.524	13.884.559
7208251000	Flat-rolled Iron/nas,hrc,pickled,width> 600 Mm, Thick >= 4.75 Mm For Re-rolling	12.623	1.707.992	8.719	1.210.718
7208259000	Flat-rolled Iron/nas,hrc,pickled,width> 600 Mm,thick<= 4.75 Mm,not Re-rolling	8.827.138	29.244.008	6.679.685	26.880.585
7208260000	Flat-rolled Iron/nas,hrc,pickled,width> 600,thick > 3 Mm Or But Thick< 4.75 Mm	7.265.366	42.854.202	5.392.055	30.880.173
7208270000	Flat-rolled Iron/nas,hrc,pickled,width> 600mm, Of A Thickness Of Less Than 3 Mm	18.282.497	102.296.792	12.959.580	69.937.160
7208360000	Flat-rolled Iron/nas, Hrc, Width >600 Mm, Thick >10 Mm	7.148.368	47.173.947	6.140.052	38.280.016
7208370000	Flat-rolled Iron/nas, Hrc, Width >600 Mm, Of A 4,75< Thick< 10mm	16.528.778	47.690.171	14.131.904	34.850.516
7208380000	Flat-rolled Iron/nas, Hrc, Width >600 Mm, Of A 3< Thick< 4.75 Mm	6.157.887	42.426.470	4.535.802	27.648.378
7208390000	Flat-rolled Iron/nas, Hrc, Width >600 Mm, Thick< 3 Mm	59.859.850	252.694.045	48.320.102	171.321.025
7208400000	Flat-rolled Iron/nas, Hrc Relief	1.028.035	5.959.433	855.734	3.565.778
7208510000	Flat-rolled Iron/nas, Hrc,width >600 Mm, Of A Thickness > 10 Mm	27.625.409	86.339.663	29.060.202	82.376.299
7208520000	Flat-rolled Iron/nas, Hrc,width >600 Mm, 4,75 < Thickness < 10 Mm	21.193.923	46.926.426	19.256.506	37.016.945
7208530000	Flat-rolled Iron/nas, Hrc,width >600 Mm, 3 < Thickness < 4,75 Mm	1.704.286	3.152.992	1.238.982	2.421.808
7208540000	Flat-rolled Iron/nas, Hrc,width >600 Mm, Thickness < 3 Mm	1.272.306	6.890.701	889.126	4.203.392
7208900000	Other Flat-rolled Iron/nas	3.762.865	28.545.303	3.901.570	26.852.725

I.3. IMPOR MENURUT KOMODITI / IMPORT BY HS COMMODITY  
 \*\*\* MEI / MAY 2008 \*\*\*

H S	Uraian Komoditi Commodity description	Berat bersih / Net weight (Kg)		Nilai / Value C.I.F ( U S \$ )	
		Bulan ini	Kumulatif	Bulan ini	Kumulatif
		Current month	Cum. Jan. to date	Current month	Cum. Jan. to date
7209150000	Flat-rol In Coils, Cold-rolled Width > 600 Mm, Thickness >3 Mm	701.570	3.827.105	538.080	2.818.313
7209160010	Flat-crc, Pickled Or Not, 1<thick<3mm, 600 < Width < 1250 Mm	16.941.891	49.431.208	12.494.397	37.096.622
7209160090	Flat-crc, Pickled Or Not, 1<thick<3mm, Width > 1250 Mm	3.386.204	14.896.012	2.751.318	11.768.092
7209170010	Flat-crc, Pickled Or Not, 0,5<thick<1mm, 600 < Width < 1250 Mm	24.521.635	85.782.441	16.785.934	62.192.329
7209170090	Flat-crc, 0,5<thickness<1mm Width > 1250 Mm	12.567.590	54.110.707	8.609.977	36.118.972
7209181000	Tin-mill Blackplate (tmbp), Crc Of A Thickness < 0.5 Mm	20.645.217	63.846.176	16.959.775	48.882.490
7209182000	Flat-crc, Thickness<= 0,17 Mm Containing By Weight<= 0.6% Of Carbon	91.318	248.964	69.368	186.272
7209189000	Flat-crc, 0,17< Thickness< 0,5 Mm Containing By Weight<= 0.6% Of Carbon	18.309.717	78.892.276	15.556.617	55.849.320
7209250000	Flat Of Iron/non-alloy, Not In Coil Cold Rolled, Of A Thickness >= 3 Mm	3.065.252	10.052.745	1.745.160	6.745.686
7209260010	Flat Of Iron/non-alloy, Not Coil,cold Rolled,1mm<thickness<3mm,width<1,250 Mm	90.090	184.867	63.049	111.644
7209260090	Flat Of Iron/non-alloy, Not Coil,cold Rolled,1 Mm<thickness<3mm,width>1,250 Mm	5.141	91.073	5.304	218.115
7209270010	Flat Of Iron/non-alloy,not Coil,cold Rolled,0.5mm=<thickness<1mm,width<1,250mm	50.442	150.190	61.033	104.049
7209270090	Oth Flat Of Iron/non-alloy,not In Coil,cold Rolled,0.5mm =< Thickness<1 Mm	63.964	1.530.221	75.852	1.405.899
7209281000	Flat-crc, Thickness<= 0,17 Mm Containing By Weight<= 0.6% Of Carbon	0	60.001	0	43.747
7209289000	Flat-crc, 0,17< Thickness< 0,5 Mm Containing By Weight<= 0.6% Of Carbon	120.406	457.448	60.810	212.586
7209901000	Flat Of Iron/non-alloy, Cold-rolled, Corrugated Form	783	52.409	8.213	124.981
7209909000	Flat Of Iron/non-alloy, Cold-rolled, Other Than Corrugated Form	378.034	402.928	221.522	357.228
7210111000	Flat-rolled Of Iron/nas,carbon>=0.6% Plated Or Coated With Tin,thick > 0,5mm	480.841	1.399.095	548.175	1.344.707
7210119000	Flat-rolled Of Iron/nas,carbon< 0.6% Plated Or Coated With Tin,thick > 0,5mm	3.555.106	13.457.947	2.845.713	10.758.755
7210121000	Flat-rolled Of Iron/nas,carbon>=0.6% Plated Or Coated With Tin,thick < 0,5mm	1.703.459	8.230.161	1.853.583	8.430.258
7210129000	Flat-rolled Of Iron/nas,carbon< 0.6% Plated Or Coated With Tin,thick < 0,5mm	5.598.828	28.945.878	5.615.998	28.225.026
7210201000	Flat-rolled Of Iron/nas,carbon>=0.6% Plated Or Coated With Lead, Thick <1,5mm	245.636	529.519	281.509	580.264
7210209000	Flat-rolled Of Iron/nas,carbon>=0.6% Plated Or Coated With Lead, Thick >1,5mm	620.284	2.945.755	616.248	2.840.347
7210301000	Flat-rolled Of Iron/nas,carbon < 0.6% Plated Or Coated With Lead, Thick <1,5mm	7.564.677	39.282.855	6.850.550	33.975.870
7210309000	Flat-rolled Of Iron/nas,carbon < 0.6% Plated Or Coated With Lead, Thick >1,5mm	2.895.153	10.559.639	2.594.466	10.722.757
7210411000	Flat-rolled Of Iron/non-alloy, Othwise Plated Zinc,corrugated,thickness<=1.2mm	0	89	0	285
7210419000	Flat-rollof Iron/nas,othwise Plated Zinc ,carbon< 0.6% ,corrugated,thick> 1,5mm	968.264	3.309.846	664.712	2.127.168
7210491000	Flat-rolled Of Iron/non-alloy, Othwise Plated Zinc,not Corrugated,thick <=1.2mm	8.285.780	34.701.458	7.723.029	30.467.103
7210492000	Flat-rollof Iron/nas,othwise Plated Zinc Carbon< 0.6% ,n-corrugated,thick<= 1,5mm	611.811	2.357.913	740.273	2.259.225
7210499000	Flat-rollof Of Iron/non-alloy, Othwise Plated Zinc,not Corrugated,thick > 1.2mm	1.984.133	11.403.440	1.843.343	10.167.939
7210500000	Flat-rolled Iron/non-alloy Plated With Cromium & Or Chromium Oxides	2.644.484	10.249.947	2.661.610	9.943.155
7210611000	Flat-rolled Iron/non-alloy Plated With Alumnm-zinc,thickness<=1.2mm	7.446.214	29.839.303	7.715.582	30.054.745
7210619000	Flat-rolled Iron/non-alloy Plated With Alumnm-zinc,thickness > 1.2mm	956.112	6.590.565	1.189.437	6.218.464
7210691000	Flat-rolled Iron/non-alloy Plated With Oth Alumnm,thickness<=1.2mm	0	95.084	0	88.807
7210699000	Flat-rolled Iron/non-alloy Plated With Oth Alumnm,thickness >1.2mm	799.013	7.142.530	696.765	6.275.632
7210701000	Flat-rollof Iron/nas,painted, Varnished, Coated Plastics,carbon<0.6%,thick<=1,5mm	2.603.062	10.971.326	3.142.980	13.374.840
7210709000	Flat-rollof Iron/nas,painted, Varnished, Coated Plastics,carbon<0.6%,thick>1,5mm	1.191.475	3.524.831	1.471.141	4.911.155
7210901000	Flat-rollof Iron/nas,plated,coated Oth Metal,carbon<0.6%,thick<=1,5mm	0	15.748	0	24.831
7210909000	Flat-rollof Iron/nas,plated,coated Oth Metal,carbon<0.6%,thick>1,5mm	324.993	1.175.384	411.844	1.632.348
7211131000	Hoop,strip Iron/not Alloy, Hr, Not Clad 150 Mm<width<600mm,thick <= 4mm	6.518	6.544	6.673	6.813
7211132000	Rolled On 4 Faces/in Closed Box,hr, Not Clad, Corrugated,carbon<=0.6%,thick<=4mm	0	1	0	1
7211139000	Rolled On 4 Faces/in Closed Box,hr, Not Clad, Oth Shape,thick<=4mm, Width>150mm	6.133.686	25.008.663	7.546.098	24.663.472
7211141000	Hoop&strip Iron/not Alloy, Hr, Not Clad Carbon<=0.6%,thick>=4,75mm, Width<400mm	28.612	53.966	41.526	75.913
7211149000	Oth Flat-rolled Iron/not Alloy,not Clad Hr, Carbon <=0,6%,thick>=4,75mm	1.978.550	9.780.250	2.359.079	10.788.231
7211191000	Hoop&strip Iron/not Alloy, Hr, Not Clad Carbon<=0.6%,thick<4,75mm, Width<400mm	537.401	3.797.786	588.635	2.094.943
7211199000	Oth Flat-rolled Iron/not Alloy,not Clad Hr, Carbon <=0,6%, 0.17<thick<4.75 Mm	483.807	2.946.538	606.361	2.913.770
7211231000	Flat-rolled Iron/not Alloy,cr,not Clad Corrugated, Carbon < 0,25%	54	19.725	359	28.664
7211232000	Hoop&strip Iron/not Alloy,cr, Not Clad Carbon<=0,25%, Width < 400mm	0	346.672	0	162.793
7211239010	Oth Flat-rolled Iron/not Alloy,not Clad Cr, Carbon < 0.25%,thick < 40 Mm	0	10.094	0	26.025
7211239090	Oth Flat-rolled Iron/not Alloy,not Clad Cr, Carbon < 0.25%, Thick >= 40 Mm	313.459	2.745.022	300.083	3.119.652
7211292000	Hoop&strip Iron/not Alloy,cr, Not Clad Carbon >= 0.25%, Width < 400mm	280.703	653.247	289.731	728.114
7211299000	Oth Hoop&strip Iron/not Alloy,not Clad Cr, Carbon >= 0.25%, Width < 400mm	1.572.943	3.832.895	1.100.305	3.611.127
7211901000	Oth Hoop&strip Iron/not Alloy,not Clad Width < 400mm	737.639	1.595.100	901.065	1.998.859
7211902000	Oth Flat-rolled Iron/not Alloy,not Clad Corrugated, Carbon < 0.6%	54	1.608	359	3.965
7211903000	Oth Flat-rolled Iron/not Alloy,not Clad Thickness <= 0.17 Mm	0	3	0	81
7211909000	Oth Flat-rolled Iron/not Alloy,not Clad Thickness > 0.17 Mm	1.149.110	2.961.074	1.475.549	3.857.664
7212101000	Hoop,strip Iron/not Alloy, Coated Tin, Width < 400mm	24.490	256.022	55.989	425.987
7212109000	Flat-rolled Iron/not Alloy, Coated Tin, 400 Mm <= Width < 600mm	182.409	492.017	226.042	644.773
7212201000	Hoop,strip Iron/not Alloy, Width<400mm, Elect Coated With Zinc	0	66.848	0	62.099
7212202000	Flat-rolled Iron/not Alloy,width<600mm, Carbon<0.6%,thick<=1,5mm,elect Coat Zinc	1.344	16.074	2.733	73.696
7212209000	Flat-rolled Iron/not Alloy, Other Shape Elect Coated With Zinc	16.865	108.255	28.210	122.790
7212301000	Hoop,strip Iron/not Alloy, Coated Zinc, Width < 400mm Non-elect Coated Zinc	3.509	252.033	6.815	245.565
7212309000	Flat-rolled Iron/not Alloy, Other Shape, Non-elect Coated With Zinc	357.703	10.052.221	334.501	3.587.632
7212401000	Hoop,strip Iron/not Alloy, Coated Zinc, Width < 400mm, Coated With Plastic	310.635	1.271.321	576.462	2.061.244
7212402000	Flat-rolled Iron/not Alloy, Carbon<0.6% ,thick > 1.5 Mm, Coated With Plastic	30.804	119.347	43.025	180.351
7212409000	Flat-rolled Iron/not Alloy, Other Shape, Painted, Varnished/coated With Plastics	1.161.916	3.885.931	1.708.911	5.743.092
7212501010	Hoop,strip Iron/not Alloy, Width<400 Mm, Coated With Aluminium-zinc Alloys	101.476	215.848	371.768	681.652
7212501020	Hoop,strip Iron/not Alloy, Width<400 Mm, Coated With Chromium	116	427.984	947	318.178
7212501090	Other Hoop,strip Iron/not Alloy, Width < 400 Mm	3.979	29.726	16.552	64.397
7212502090	Other Flat-rolled Iron/not Alloy,carbon <0.6%, Thick > 1.5 Mm	43.372	249.544	140.662	902.460
7212509000	Flat-rolled Iron/not Alloy, Otherwise Plated Or Coated	157.168	1.107.001	109.797	957.791
7212601000	Hoop,strip Iron/not Alloy, Clad Width < 400mm	51.996	323.665	255.769	1.318.643
7212609000	Flat-rolled Iron/not Alloy, Clad	1.462.080	41.669.131	2.326.648	40.136.136
7213100010	Containing Indentations,ribs,grooves Of Circular Crosssection <= 50 Mm2	17.701	1.657.439	20.004	1.364.863
7213100020	Containing Indentations,ribs,grooves Of Rectangular, Square <= 20 Mm2 In Width	76	86.549	274	86.985
7213100090	Containing Indentations,ribs,grooves Of Shape	550.378	3.291.427	451.607	2.201.056
7213200000	Other Bars, Rods, Hot-rolled , In Irregularly, Of Free-cutting Steel	1.256.648	6.291.880	904.641	4.362.296
7213910000	Other Bars, Rods, Hot-rolled , Circular Cross-section < 14 Mm In Diameter	5.910.902	30.875.206	5.069.818	24.110.418
7213990000	Other Bars, Rods, Hot-rolled , Not Circular	5.352.090	14.641.170	5.212.885	12.859.135
7214101100	Oth Bars,rods Of Iron, Non-alloy Steel Forged,carbon<0.6%,circl Cross-section	253.203	694.269	180.563	461.975
7214101900	Oth Bars,rods Of Iron, Non-alloy Steel Forged,carbon<0.6%,not Circular	483.324	2.288.828	444.686	1.912.601

I.3. IMPOR MENURUT KOMODITI / IMPORT BY HS COMMODITY  
 \*\*\* MEI / MAY 2008 \*\*\*

H S	Uraian Komoditi Commodity description	Berat bersih / Net weight (Kg)		Nilai / Value C.I.F ( U S \$ )	
		Bulan ini	Kumulatif	Bulan ini	Kumulatif
		Current month	Cum. Jan. to date	Current month	Cum. Jan. to date
7214102100	Oth Bars,rods Of Iron, Non-alloy Steel Forged,carbon>=0.6%,circlr Cross-section	3.672.321	14.331.246	1.336.747	5.185.598
7214102900	Oth Bars,rods Of Iron, Non-alloy Steel Forged,carbon >= 0.6%,not Circular	1.075.352	17.995.022	753.359	10.405.240
7214201100	Containing Indentations, Ribs, Grooves Carbon < 0.6%, Circular Cross-section	270	480.283	5.201	253.772
7214201900	Containing Indentations, Ribs, Grooves Carbon < 0.6%, Not Circular	19.308	121.897	26.419	114.984
7214202900	Containing Indentations, Ribs, Grooves Carbon >= 0.6%, Not Circular	22.445	2.643.264	14.960	2.341.171
7214300000	Other Bars & Rods, Not Forged, Of Free-cutting Steel	105	332.117	3.417	287.513
7214911010	Concrete Steel, Hot-rolled,hot-drawn ,hot-extruded, Carbon < 0.6%	1.095	56.286	8.855	48.208
7214911020	Shaft Bars, Manganese Steel, Hot-rolled, Hot-drawn, Hot-extruded, Carbon < 0.6%	62.523	1.314.925	102.216	2.131.664
7214911090	Other Bars & Rods, Hot-rolled,hot-drawn Or Hot-extruded, Carbon < 0,6 %	379.795	1.728.001	466.683	1.630.341
7214912010	Concrete Steel, Hot-rolled,hot-drawn ,hot-extruded, Carbon >= 0.6%	0	1.400	0	2.192
7214912020	Shaft Bars, Manganese Steel, Hot-rolled, Hot-drawn, Hot-extruded, Carbon >= 0.6%	400.843	3.129.641	468.316	3.004.957
7214912090	Other Bars & Rods, Hot-rolled,hot-drawn Or Hot-extruded, Carbon >= 0,6 %	23.459	88.851	18.832	66.150
7214991010	Carbon,oth Than Of Circular Cross-section: Concrete Steel	1.323.069	4.908.053	1.170.870	3.769.663
7214991020	Carbon, Other Than Of Circular Cross-sect:shaft Bars; Manganese Steel	707.285	3.535.558	710.979	3.684.502
7214991090	Oth. Carbon, Other Than Of Circular Cross-section	1.418	16.031	4.787	115.365
7214999010	Oth. Carbon, Other Than Of Circular Cross-section Concrete Steel	1.101.791	4.106.888	1.118.796	3.595.095
7214999020	Oth. Carbon, Other Than Of Circular Cross-sect:shaft Bars; Manganese Steel	4.417.453	25.952.321	4.092.764	23.198.284
7214999090	Oth.than Concrete Steel, Shaft Bars, Mangeses Steel	405.676	3.130.011	408.377	2.524.378
7215100000	Oth Bars & Rods Of Iron/non-alloy Steel Free-cutting Steel,cold-formed/finished	363.655	2.989.625	506.103	3.523.599
7215501000	Oth Bars & Rods Of Iron/non-alloy Steel Containing By Weight 0.6% Or More Of	1	1.684	1	8.674
7215509000	Oth Bars & Rods Of Iron/non-alloy Steel	4.178.416	4.910.906	5.248.408	7.350.979
7215900010	Manganese Steel/shaft Bars,containing By Weight Less Than 0.6% Of Carbon	134.382	558.057	138.806	655.150
7215900020	Oth Mangan Steel/shaft Bars,containing By Weight Less Than 0.6% Of Carbon	820.481	1.624.254	929.454	2.208.430
7215900030	Manganese Steel/shaft Bars, Containing By Weight 0.6 % Or More Of Carbon	92.410	455.237	129.313	567.221
7216100000	U, I Or H Sections , Not Further Worked Than Hot-rolled, Of A Height < 80 Mm	1.954.032	16.211.272	2.148.547	14.024.439
7216210000	L Section Of Iron/non-alloy Steel, Not Worked Than Hot-rolled,of A Height<80 Mm	211.630	3.656.804	176.375	2.590.498
7216220000	T Section Of Iron/non-alloy Steel, Not Worked Than Hot-rolled,of A Height<80 Mm	4.991	210.850	7.784	180.448
7216310000	U, I Or H Sections, Not Further Worked U Sections	2.423.188	25.222.594	1.491.938	14.374.980
7216320000	U, I Or H Sections, Not Further Worked I Sections	863.034	7.376.200	1.097.499	6.847.436
7216330000	U, I Or H Sections, Not Further Worked H Sections	3.166.859	25.404.437	2.660.335	17.724.099
7216400000	L/t Sect,not Further Work Than Hot-roll Hot-drawn/extrud,a Height Of 80mm /more	987.294	5.600.293	692.143	3.940.480
7216501000	Oth Angles,shapes&sections,not Further Of A Height Of Less Than 80 Mm	1.657.837	8.957.324	915.789	4.797.259
7216509000	Oth Angles,shapes&sect,not Further Of A Height Of More Than 80 Mm	8.313.402	34.147.806	7.651.873	31.150.168
7216610000	Angles,shapes&sections,not Worked Than Cold-formed,obtain From Flat-rolled Prod	0	31.131	0	43.185
7216690000	Angle,shape&sect,not Workthan Cold Form Oth Than Obtain From Flat-rolled Product	3.639	1.032.944	8.861	1.287.721
7216910000	Oth Angles,shapes&sect,not Further Work Cold Form/finish From Flat Roll Product	17	43.294	62	55.758
7216990000	Oth Angles,shapes&sect,not Further Work Oth Than Cold Form/finish.flat Roll Prod	1.281.051	6.938.533	1.577.269	7.395.367
7217101000	Wire Of Iron/non-alloy Steel,not Platd/ Coated,cont.carbon < 0.25% By Weight	5.210.985	16.928.875	2.283.176	7.581.980
7217102200	Bead Wire;flat Hard Steel Reed Wire;not Plated/coated; 0.25%=< Carbon<0.6%	1.575.292	12.286.315	921.484	8.963.531
7217102900	Other Wire Of Iron Or Non-alloy Steel, Not Plate/coated, 0.25% =< Carbon < 0.6%	1.353.854	5.950.172	1.175.579	4.857.238
7217103100	Spokes Wire;bead Wire;flat Hard Steel Reed Wire;not Plated/coated,carbon>=0.6%	689.415	3.466.667	693.625	3.040.103
7217103900	Other Wire Of Iron Or Non-alloy Steel, Not Plated/coated, Cont. Carbon >= 0.6%	1.548.868	6.710.282	1.352.308	5.273.448
7217201000	Wire Of Iron/non-alloy Steel,plated W/ Zinc, Cont.carbon < 0.25% By Weight	3.334.871	16.701.401	2.086.463	11.109.853
7217202000	Wire Of Iron/non-alloy Steel,plated W/ Zinc,cont.carbon>0.25% & <0,45%by Weight	316.988	579.863	243.353	448.090
7217209100	High Carbon Steel Core Wire,for Almnium Conductors Steel Reinforced (acsr)	323	79.298	742	149.107
7217209900	Oth Than High Carbonsteel Core Wire,for Aluminium Conduct Steel Reinforced(acsr)	469.816	5.730.713	824.006	5.977.856
7217301000	Wire Of Iron/non-alloy Steel,plated W/ Oth Base Metal,cont.crbn<0.25% By Weight	0	407	0	7.542
7217302000	Wire Of Iron/non-alloy Steel,plated W/ Oth Base Metal,cont.0.25% =<carbon <0.6%	62.413	355.929	74.642	387.161
7217303110	Copper Alloy Coated High Carbon Steel Wire Coated With Brass	1.838.777	10.831.170	2.601.115	13.442.486
7217303190	Copper Alloy Coated High Carbon Steel Steel Coated With Other Copper Alloys	460.947	1.819.767	544.049	1.951.015
7217303900	Other Wire Of Iron Or Non-alloy Steel Plated With Oth Base Metal,carbon>=0.6%	621.535	3.895.093	190.698	1.223.940
7217901000	Oth Wire Of Iron/non-alloy Steel,plated Zinc>=240g/m <sup>2</sup> ,silicon<=0.1%,cover By Pvc	47.255	308.544	108.365	675.484
7217909010	Oth Wire Of Iron/non-alloy Steel,plated Containing By Weight 0.6% Or More	398.236	1.188.859	384.234	1.456.552
7217909090	Oth Wire Of Iron/non-alloy Steel,plated Excluding Goods Of Subheading 7217.90.10	389.199	1.304.182	464.522	3.550.184
7218100000	Ingots & Oth Primary Forms Of Stainless Steel	44	25.952	1.465	65.804
7218910000	Semi-finished Prod.of Stainless Steel Of Rectangulr (not Square) Cross-section	9.048	21.072	80.840	100.984
7218990000	Oth Semi-finished Prod.of Stainless Steel	359.368	855.032	1.731.051	4.096.430
7219110000	Flat-roll Prod Of Stainless Steel,hot Rolled,in Coil Of A Thick Exceed 10mm	81.046	214.417	215.322	666.364
7219120000	Flat-roll Prod Of Stainless Steel,hot Rolled,in Coil Of A 4.75mm=<thick<=10mm	157.418	857.414	339.100	2.450.563
7219130000	Flat-roll Prod Of Stainless Steel,hot Rolled,in Coil Of A 3mm=<thick<=4.75mm	4.812.763	34.551.590	14.516.942	72.308.632
7219140000	Flat-roll Prod Of Stainless Steel,hot Rolled,in Coil Of A Thickness<=3mm	174.363	2.202.647	325.775	3.462.798
7219210000	Flat-roll Prod Of Stainless Steel,hot Rolled,not In Coil Of A Thick > 10mm	138.559	2.287.529	523.201	5.667.870
7219220000	Flat-roll Prod Of Stainless Steel,hot Roll,not In Coil Of 4.75mm=<thick<=10mm	7.818.869	36.896.675	10.824.665	42.981.913
7219230000	Flat-roll Prod Of Stainless Steel,hot Roll,not In Coil Of A 3mm=<thick<=4.75mm	802.697	4.267.975	1.846.313	10.083.182
7219240000	Flat-roll Prod Of Stainless Steel,hot Rolled,not In Coil Of A Thickness<=3mm	67.825	1.191.045	90.394	2.242.487
7219310000	Flat-rolled Prod.of Stainless Steel, Cold Rolled, Of A Thickness >= 4.75 Mm	7.605	167.938	25.275	608.052
7219320000	Flat-rolled Prod.of Stainless Steel, Cold Rolled, 3 Mm =< Thickness < 4.75 Mm	29.783	649.293	141.690	2.893.518
7219330000	Flat-rolled Prod.of Stainless Steel, Cold Rolled, 1 Mm < Thickness < 3 Mm	966.606	4.274.408	2.140.350	9.266.455
7219340000	Flat-rolled Prod.of Stainless Steel, Cold Rolled, 0,5 Mm <= Thickness <= 1 Mm	935.549	3.505.988	2.020.671	7.380.873
7219350000	Flat-rolled Prod.of Stainless Steel, Of A Thickness < 0.5 Mm	454.922	2.053.285	1.004.095	4.193.781
7219901000	Oth Flat-roll Prod.of Stainless Steel, Thick>=1.5mm & <125mm Patterns From Roll	115	1.734	507	29.173
7219909000	Oth Flat-rolled Prod.of Stainless Steel, Of A Thickness >0.5 Mm	274.397	2.206.607	1.665.762	4.760.087
7220111000	Hoop & Strip Of Stainless Steel, Hot Rolled,of A Thick >= 4.75 Mm,width<400mm	5.321.652	11.482.455	4.566.483	11.997.781
7220119000	Hoop & Strip Of Stainless Steel, Hot Rolled,of A Thick >= 4.75 Mm,width>400mm	33.152	7.649.009	97.696	7.767.135
7220121000	Hoop & Strip Of Stainless Steel, Hot Rolled,of A Thick < 4.75 Mm,width<400mm	90.713	825.101	225.506	1.094.209
7220129000	Hoop & Strip Of Stainless Steel, Hot Rolled,of A Thick < 4.75 Mm,width>400mm	485.358	2.493.605	741.353	3.493.431
7220201000	Hoop & Strip Of Stainless Steel, Cold Rolled, Width < 400mm	104.513	607.111	195.109	1.313.043
7220209000	Hoop & Strip Of Stainless Steel, Cold Rolled, Width>400mm	616.707	10.392.950	1.234.970	8.998.246
7220901000	Hoop & Strip Of Stainless Steel, Not Cold Rolled, Width < 400mm	11.609	481.623	86.429	710.396
7220909000	Hoop & Strip Of Stainless Steel, Not Cold Rolled, Width > 400mm	7.925.775	15.716.570	9.863.073	20.300.922
7221000000	Bars & Rods, Hot-rolled,in Irregularly Wound Coils, Of Stainless Steel.	202.001	11.807.364	282.941	5.638.587

I.3. IMPOR MENURUT KOMODITI / IMPORT BY HS COMMODITY  
 \*\*\* MEI / MAY 2008 \*\*\*

H S	Uraian Komoditi Commodity description	Berat bersih / Net weight (Kg)		Nilai / Value C.I.F ( U S \$ )	
		Bulan ini	Kumulatif	Bulan ini	Kumulatif
		Current month	Cum. Jan. to date	Current month	Cum. Jan. to date
7222110000	Bars,rods, Hot-rolled, In Irregularly Of Circular Cross-section	409.206	1.331.814	846.322	2.684.582
7222190000	Bars,rods, Hot-rolled, In Irregularly Of Not Circular Cross-section	454.661	4.441.763	389.277	3.611.389
7222201000	Bars,rods, Cold-formed Or Cold-finished Of Circular Cross-section	26.297	175.763	231.341	1.461.843
7222209000	Bars,rods, Cold-formed Or Cold-finished Of Not Circular Cross-section	450.946	7.133.585	1.180.672	4.379.756
7222301000	Other Bars And Rods Of Circular Cross-section	76.769	424.812	190.924	1.006.664
7222309000	Other Bars And Rods Of Not Circular Circular Cross-section	415.933	2.278.765	906.124	3.683.276
7222400000	Angles, Shapes And Sections Of Stainless Steel	1.513.868	2.664.573	1.451.398	2.665.731
7223001000	Wire Of Stainless Steel Having A Cross- Sectional Dimension Exceeding 13 Mm	35.924	234.319	165.811	915.282
7223009000	Wire Of Stainless Steel Having A Cross- Sectional Dimension <= 13 Mm	465.897	2.637.362	1.885.036	10.612.102
7224100000	Ingots & Oth Primary Forms Of Oth Alloy Steel	247.674	997.101	311.744	1.172.873
7224900000	Semi-finished Prod. Of Oth Alloy Steel	141.399	591.673	470.348	1.992.325
7225110000	Grain-oriented Of Silicon-elect Steel A Width Of 600 Mm Or More.	847.617	5.593.962	2.808.391	14.780.552
7225190000	Oth Than Grain-orient Of Silicon-elect Steel A Width Of 600 Mm Or More.	2.433.866	12.632.546	2.294.704	10.679.420
7225300000	Flat-roll Product Of Oth Alloy Steel,of Not Further Worked Than Hot-roll,in Coil	2.047.799	6.433.485	1.822.686	4.836.658
7225400000	Flat-roll Prod Of Oth Alloy Steel,of Not Further Worked Than Hot-roll,not In Coil	2.658.103	12.169.371	4.855.314	18.465.502
7225500000	Flat-roll Prod Of Oth Alloy Steel,of Not Further Worked Than Cold-rolled	43.134	215.491	146.375	435.480
7225910000	Oth Flat-rolled Prod.of Oth Alloy Steel, Electrolytically Plated/coated With Zinc	1.359.970	6.004.227	2.311.832	9.216.079
7225920000	Oth Flat-rolled Prod.of Oth Alloy Steel, Otherwise Plated Or Coated With Zinc	251.095	2.140.930	205.895	1.756.406
7225990000	Oth Flat-rolled Prod.of Oth Alloy Steel, Otherwise Plated Or Coated With Not Zinc	332.588	1.873.717	526.347	2.884.860
7226111000	Hoop & Strip, Grain-oriented Of Silicon Electrical Steel, Of A Width <= 400 Mm	1.153.639	1.888.235	1.799.098	4.094.213
7226119000	Hoop & Strip, Grain-oriented Of Silicon Elect Steel, Of A Width >400 Mm,<600mm	401.481	2.408.524	1.728.098	6.788.161
7226191000	Hoop,strip,oth Than Grain-orient Of Silicon Elect Steel,of Width<= 400 Mm	20.076	63.730	117.581	411.569
7226199000	Hoop,strip,oth Than Grain-orient Of Sili Elect Steel,of Width>400mm,<600mm	145.278	431.963	210.801	708.702
7226201000	Hoop & Strip Of High Speed Steel Of A Width <= 400 Mm	36.228	79.272	39.956	75.058
7226209000	Hoop & Strip Of High Speed Steel Of A Width > 400 Mm, < 600mm	189.254	673.085	202.152	726.090
7226911000	Hoop,strip Of Oth Alloy Steel, Hot Rolled, Of A Width <= 400 Mm	2.352	25.751	7.385	124.796
7226919000	Hoop,strip Of Oth Alloy Steel, Hot Rolled, Width >400 Mm, <=600mm	272.778	721.989	388.321	1.765.988
7226921000	Hoop,strip Of Oth Alloy Steel, Cold Rolled, Of A Width <= 400 Mm	756.985	1.202.338	232.077	928.060
7226929000	Hoop,strip Of Oth Alloy Steel, Cold Rolled, Width >400 Mm, <= 600mm	72.338	642.276	127.903	553.899
7226991000	Hoop & Strip Of Oth Alloy Steel, Width <= 400 Mm	2.899	41.752	5.906	105.705
7226999000	Hoop & Strip Of Oth Alloy Steel, Width > 400 Mm And <= 600mm	297.114	1.011.692	662.916	1.852.273
7227100000	Bars & Rods, Hot-rolled, In Irregularly Wound Coils, Of High Speed Steel	0	97.290	0	477.507
7227200000	Bars & Rods, Hot-rolled, In Irregularly Wound Coils, Of Silico-manganese Steel	0	249	0	6.532
7227900000	Oth Bars & Rods, Hot-rolled, In Irregularly Wound Coils	2.426.730	15.340.485	1.584.509	8.932.774
7228101000	Bars & Rods, Of High Speed Steel, Of Circular A Cross-section	1.211	187.434	11.033	596.609
7228109000	Bars & Rods, Of High Speed Steel,not Of Circular A Cross-section	1.687.690	3.809.283	1.659.346	4.812.635
7228201000	Bars & Rods, Of Silico-manganese Steel, Circular A Cross-section	538	93.720	7.568	177.841
7228209000	Bars & Rods, Of Silico-manganese Steel, Not Circular A Cross-section	1.335.818	7.175.739	1.452.554	8.300.243
7228301000	Oth Bars&rods,of Silico-manganese Steel Of Circular Cross-section	1.261.952	4.398.113	1.471.079	4.769.920
7228309000	Oth Bars&rods,of Silico-manganese Steel Not Of Circular Cross-section	11.342.582	55.974.388	11.291.836	52.146.685
7228401000	Oth Bars,rods,not Further Worked Than Forget, Of Circular Cross-section	47.975	1.464.484	80.206	1.233.155
7228409000	Oth Bars,rods,not Further Worked Than Forget, Not Of Circular Cross-section	2.306.766	13.896.064	1.585.192	7.094.947
7228501000	Oth Bars,rods,not Formed/cold Finished Of Circular Cross-section	81.273	224.538	147.560	422.211
7228509000	Oth Bars,rods,not Formed/cold Finished Not Of Circular Cross-section	1.443.638	6.199.640	1.538.490	7.324.196
7228601000	Other Bars And Rods : Of Circular Cross-section	322.007	1.123.698	544.851	2.413.340
7228609000	Other Bars And Rods : Not Of Circular Cross-section	908.431	9.782.955	2.229.227	12.308.199
7228700000	Angles, Shapes And Sections Of Other Alloy Steel	3.078.683	12.351.708	2.629.427	10.374.571
7228801100	Hollow Drill Bars,rods, Weight >=0.6% Of Circular Cross-section	0	76.322	0	379.712
7228801900	Hollow Drill Bars,rods, Weight >=0.6% Not Of Circular Cross-section	4.508	118.902	73.600	781.363
7228809000	Oth. Hollow Drill Bars And Rods	144.991	1.325.278	1.515.098	5.310.720
7229200000	Wire Of Silico-manganese Steel	661.913	3.140.028	848.977	4.239.720
7229900010	Wire Of Other Alloy Steel. Of High Speed Steel	215.052	606.672	275.614	859.727
7229900090	Wire Of Other Alloy Steel. Not Of High Speed Steel	2.772.147	12.923.477	3.206.688	13.478.956
7301100000	Sheet Piling Of Iron Or Steel	503.621	7.321.585	472.221	6.437.564
7301200000	Angles, Shapes And Sections Of Iron Or Steel	727.998	1.452.694	961.440	1.896.186
7302100000	Rails Of Iron Or Steel	142.105	1.783.388	207.195	1.967.745
7302300000	Switch-blades, Crossing Frogs, Point Rods And Other Crossing Pieces	9	40.245	7.802	38.684
7302400000	Fish-plates And Sole Plates Of Iron Or Steel	10.097	108.956	36.961	213.547
7302901000	Sleepers, Of Iron Or Steel	4.589	5.960	31.876	45.434
7302909000	Other Than Sleepers, Of Iron Or Steel	102.448	1.239.454	205.601	2.220.314
7303001010	Tubes,pipes Of Cast With An External Diameter Not Exceeding 100 Mm	81.001	645.446	212.999	1.157.628
7303001020	Tubes,pipes Of Cast With An External Diameter Not Exceeding 150 Mm	13.747	155.557	36.753	202.072
7303001030	Tubes,pipes Of Cast With An External Diameter >150 Mm And <=600 Mm	9.884	161.706	24.301	233.589
7303001090	Oth.tubes, Pipes	85.153	395.668	218.459	844.103
7303009010	Hollow Profiles, Of Cast Iron With An External Diameter < =100 Mm	1.478	25.387	2.265	85.114
7303009090	Hollow Profiles, Of Cast Iron With An External Diameter > 100 Mm	1.612.710	7.269.737	2.827.811	15.419.659
7304110000	Tubes, Pipes And Hollow Profiles, Seamless, Of Stainless Steel	1.304.843	5.638.520	3.536.186	24.553.125
7304190000	Oth.tube,pipe&hollow Profile,seamless, Line Pipe Of A Kind Use For Oil/gas Pipe	9.941.232	63.163.901	13.121.987	84.510.997
7304220010	Oth.tube,pipe&hollow Profile,seamless, Unfinished Drill Pipe (green Pipe) With	592.734	6.221.876	2.265.231	11.659.294
7304220090	Oth.tube,pipe&hollow Profile,seamless, Unworked Pipe End	1.785.216	5.859.561	1.911.343	9.957.538
7304230010	Unfinished Drill Pipe (green Pipe) With Yield Strength Less Than 75,000 Psi	40.626	189.222	63.844	244.664
7304230090	Oth. Unfinished Drill Pipe (green Pipe)	120.318	2.270.815	757.628	7.083.071
7304240010	Unfinish Casetube, Yield Strgh<75000psi Oth.of Stanlss Stel For Drill	421.446	441.458	275.795	308.214
7304240090	Oth.unfinish Casetube&unworked,stanless With Yield Strength Less Than 75,000 Psi	186.044	557.807	837.204	1.307.118
7304290010	Unfinish Casetube&unworked Pipe End With Yield Strength Less Than 75,000 Psi	8.047.804	55.003.684	10.031.333	76.605.600
7304290090	Oth.unfinish Casetube&unworked Pipe End With Yield Strength Less Than 75,000 Psi	2.526.509	28.804.953	2.802.826	42.696.040
7304311000	High Press. Conduits,of Circular Cross- Sect.of Iron/non-alloy Steel,cold Rolled	114.330	1.126.515	286.030	2.864.372
7304319000	Oth.drill Rod Casing&tubing With Pin And Box Threads	3.146.527	6.940.116	4.471.173	12.690.970
7304390000	Oth. Drill Rod Casing And Tubing With Pin And	4.486.926	22.979.072	6.463.836	33.239.799
7304410000	Cold-drawn Or Cold-rolled (cold-reduced) Stainless Steel	255.298	1.301.210	538.886	2.834.822
7304490000	Oth. Cold-drawn Or Cold-rolled (cold-reduced) Stainless Steel	585.695	3.630.218	1.121.126	8.774.208

**I.3. IMPOR MENURUT KOMODITI / IMPORT BY HS COMMODITY**  
**\*\*\* MEI / MAY 2008 \*\*\***

H S	Uraian Komoditi Commodity description	Berat bersih / Net weight (Kg)		Nilai / Value C.I.F ( U S \$ )	
		Bulan ini	Kumulatif	Bulan ini	Kumulatif
		Current month	Cum. Jan. to date	Current month	Cum. Jan. to date
7304511000	High Press. Conduits,of Circular Cross- Sect.of Oth Alloy Steel,cold Rolled	5.980	133.166	59.291	690.482
7304519000	Oth Tubes/pipes/hollow Profiles,seamless Cold Rolled,crclr C-s Of Oth Alloy Steel	77.153	989.055	503.850	2.029.150
7304590000	Oth.drill Rod Casing&tubing With Pin& Sect.of Oth Alloy Steel,cold Rolled	571.901	2.475.836	1.830.820	11.298.487
7304900000	Oth.drill Rod Casing&tubing With Pin& Cold Rolled,crclr C-s Of Oth Alloy Steel	227.452	35.883.215	1.031.237	23.817.531
7305110000	Lines Pipe, For Oil Or Gas Longitudinall Submerged Arc Welded Of Iron/steel	124.708	408.797	416.062	2.535.029
7305120000	Lines Pipe, For Oil Or Gas Other, Longitudinall Welded Of Iron/steel	0	643.699	0	651.321
7305190000	The Oth.line Pipe Of Iron/steel For Oil, External Diameter > 406.4mm	1.135.219	15.435.926	2.544.244	23.161.847
7305200000	Casing Of Iron/steel Used In Drilling For Oil/gas External Diameter 406.4mm	465.674	2.154.327	810.027	3.439.898
7305311000	Lines Pipe, For Oil Or Gas Longitudinall Stainless Steel Pipes & Tubes	71.998	175.071	71.897	268.010
7305319000	Oth.lines Pipe,for Oil/gas Longitudinall Stainless Steel Pipes & Tubes	1.547	108.593	5.490	201.640
7305390000	Oth.lines Pipe,for Oil/gas Longitudinall	26.152	57.842	32.614	190.654
7305900000	Oth.lines Pipe,for Oil/gas Longitudinall Oth.stainless Steel Pipes & Tubes	193.525	1.216.641	908.913	4.728.735
7306110000	Line Pipe Of Kind Use For Oil/gas Pipe Welded, Of Stainless Steel	25.590	1.323.590	429.109	2.464.222
7306190000	Oth.line Pipe Of Kind Use For Oil/gas Pipe,welded,of Stainless Steel	11.769.372	21.579.855	9.278.689	18.568.257
7306210000	Casing&tubing Of A Kind Use In Drilling Welded, Of Stainless Steel	0	148	0	1.739
7306290000	Oth.casing&tubing Of A Kind Use In Drilling,welded,of Stainless Steel	2.931	4.753.926	28.618	6.551.002
7306301010	Boilr Tube Weld,of Circulr Cross-sect Of Iron/non Ally Stel Intrnl Diamtr<=12.5mm	134.611	287.491	154.789	416.603
7306301020	Boilr Tube Weld,of Circulr Cross-sect Of Iron/non Ally Stel Intrnl Diamtr>=12.5mm	199.999	215.454	214.032	271.090
7306302010	Boilr Tube Weld,of Single/double Walled, Coppr Plate,intrnl Diamtr<=12.5mm	48.774	302.244	346.719	1.910.643
7306302020	Boilr Tube Weld,of Single/double Walled, Coppr Plate,intrnl Diamtr>=12.5mm	153.711	1.435.132	296.199	1.432.629
7306303000	Boilr Tube Weld,of Single/double Walled, Coppr Plate,sheath Pipe For Heating	20.995	43.787	19.089	44.202
7306309010	Oth.boilr Tube Weld,of Single/double Walled,coppr Plate,intrnl Diamtr>12.5mm	120.346	1.396.709	458.311	3.329.768
7306309020	Oth.boilr Tube Weld,of Single/double Walled,coppr Plate,intrnl Diamtr>=12.5mm	2.491.969	7.416.320	2.900.579	8.703.719
7306401010	Oth.weld,of Circulr Cross-section Of Weld Boilr Tube W Intrnl Diamtr<=125 Mm	2.569	33.434	7.749	541.143
7306401090	Oth.weld,of Circulr Cross-section Of Weld Boilr Tube W Intrnl Diamtr>125 Mm	19.331	75.166	66.531	159.380
7306402000	Welded Boiler Tubes Of Stainless Steel With Internal Diameter >12.5 Mm	45.468	504.454	127.980	2.519.245
7306403000	St'less Steel Pipes & Tubes Welded Of Circlr Cross Sec. W Extrl Dmtr>105mm	0	15.646	0	28.409
7306409000	Oth,not Welded Of Circular Cross Sect. With Internal Diameter > 12,5 Mm	298.121	2.094.806	1.148.795	11.938.778
7306501010	Oth.boilr Tube,weld,of Circlr Cross- Sectn,oth Alloy Steel Int.dmtr<=12.5mm	45	30.690	605	102.947
7306501020	Oth.boilr Tube,weld,of Circlr Cross- Sectn,oth Alloy Steel Int.dmtr>12.5mm	22.848	55.077	38.594	129.040
7306509010	Oth.boilr Tube,weld,of Circlr Cross- High Pressure Conduits	498	1.285	3.416	25.747
7306509020	Oth.boilr Tube,weld,oth.thn High Prsr Conduit,oth Alloy Steel Int.dmtr<=12.5mm	5.267	33.749	112.544	297.073
7306509030	Oth.boilr Tube,weld,oth.thn High Prsr Conduit,oth Alloy Steel Int.dmtr>12.5mm	149.483	668.226	270.153	2.952.743
7306610010	Oth.boilr Tube,weld,square/rectangular Cross Sectin,with Int.diamtr<=12,5mm	55.787	177.282	43.485	139.439
7306610090	Oth.boilr Tube,weld,square/rectangular Cross Sectin,with Int.diamtr>12,5mm	275.568	1.707.725	229.777	1.457.479
7306690090	Oth.boilr Tube,non Circulr Crss-section With Internal Diameter >12,5mm	4.931	13.634	6.214	29.201
7306901010	Bundy-weld Pipes And Tubes, With Internal Diameter <= 12,5mm	2	4.123	89	42.612
7306901090	Bundy-weld Pipes And Tubes, With Internal Diameter > 12,5mm	0	79	0	674
7306909010	Oth.thn Bundy-weld Pipes & Tubes, With Internal Diameter <= 12,5mm	39.126	824.172	73.459	1.077.429
7306909090	Oth.thn Bundy-weld Pipes & Tubes, With Internal Diameter > 12,5mm	6.213.365	24.928.139	2.559.969	20.441.020
7307110000	Cast Fitting Of Non-malleable Cast Iron	3.150	144.532	18.441	343.679
7307190000	Cast Fitting Of Other Than Non-malleable Cast Iron	479.564	2.202.853	1.283.844	5.320.640
7307210000	Other, Of Stainless Steel Flanges	760.941	3.747.878	2.390.003	12.313.919
7307220000	Other, Of Stainless Steel Threaded Elbows, Bends And Sleeves	186.703	828.894	693.227	5.132.849
7307230000	Other, Of Stainless Steel Butt Welding Fittings	308.987	688.236	382.173	2.806.489
7307290000	Oth..of Stainlss Steel Oth.than Flanges, Butt Welding,threaded Elbow,bend&sleeve	200.050	1.974.303	1.451.807	8.512.431
7307910000	Tube Or Pipe Fittings (couplings) Flanges	1.024.360	5.521.636	3.857.109	17.181.812
7307920000	Tube Or Pipe Fittings (couplings) Threaded Elbows, Bends And Sleeves	351.329	1.402.303	1.612.157	7.961.672
7307930000	Tube Or Pipe Fittings (couplings) Butt Welding Fittings	178.449	1.973.208	601.800	9.076.770
7307990000	Other Tube/pipe Fittings (couplings)	2.190.418	9.559.966	9.654.779	45.016.767
7308101000	Bridges And Bridge Sect. W Prefab'ted Type Joined By Shear Connectors	8.979	63.726	22.079	146.635
7308109000	Other Bridges And Bridge Sections	4.643.320	18.226.248	10.075.358	37.794.188
7308201100	Towers With Prefabricated Modular Type Joined By Shear Connectors	21.378	108.569	23.147	218.473
7308201900	Other Towers	380.342	2.471.771	295.793	3.024.335
7308202900	Other Lattice Masts	287.424	9.436.813	1.314.144	28.118.854
7308300000	Doors, Windows And Their Frames And Thres Hold For Doors	148.440	693.916	427.426	2.270.401
7308401000	Equip. For Scaffolding W Prefabricated Modlr Type Joined By Shear Connectors	0	40	0	730
7308409000	Other Equipment For Scaffolding, Shuttering, Propping Or Pit Propping	147.123	1.377.210	492.548	4.828.203
7308902000	Other, Prefabricated Modular Type Joined By Shear Connectors	26.166	164.537	106.966	316.656
7308903000	Oth. Corrug,curved/bent Galv'd Plt F Ass'bly,into Undgrnd Conduits&culvert	95.968	264.368	146.147	884.786
7308904000	Oth Parts Of Tub/tunnels,made Of Formd &bended Corrugated Sheet Of Iron/steel	209.643	626.260	104.603	450.327
7308905000	Other, Prefabricated Modular Rail For Ships	28.324	100.298	34.663	181.062
7308909000	Other Structures And Parts Of Structures Of Iron Or Steel	14.518.487	47.575.588	30.661.909	101.184.942
7309000000	Reservoir,tank,vat&similar Container Of Iron/steel, Capacity > 300 Ltr	712.987	2.503.109	3.927.988	12.982.877
7310100010	Tank,cask,drum,can,boxe&similar For Transporting Or Coagulating Latex	60.784	211.516	94.196	518.611
7310100020	Tank,cask,drum,can,boxe&similar Of Iron Or Steel Casting In The Rough	16.326	83.513	25.948	181.262
7310100030	Tank,cask,drum,can,boxe&similar Other Of Iron/steel Forging/stamping	196.828	686.352	399.571	1.387.734
7310100090	Oth.tank,cask,drum,can,boxe&similar	286.875	1.937.746	859.880	5.334.754
7310211010	Cans <1l,closed By Soldering Of Iron/steel Casting In The Rough	0	95.547	0	299.228
7310211020	Cans <1l,closed By Soldering Of Iron/steel Forging Or Stamping In	1.297	12.853	3.360	24.012
7310211090	Oth.cans <1l,closed By Soldering Of Iron/steel	55.037	309.371	149.927	750.013
7310219010	Cans >1l & <50l,closed By Soldering Of Iron/steel Casting In The Rough	184.800	369.600	70.840	141.680
7310219020	Cans >1l & <50l,closed By Soldering Of Iron/steel Forging Or Stamping In	4.375	4.375	34.413	34.413
7310219090	Oth.cans >1l & <50l,closed By Soldering Of Iron/steel	206.703	452.711	405.459	1.077.049
7310291010	Cans <1l,not Soldering Of Iron/steel Casting In The Rough	9.712	13.040	37.549	64.348
7310291020	Cans <1l,not Soldering Of Iron/steel Forging Or Stamping In	0	11	0	250
7310291090	Oth.cans <1l,not Soldering Of Iron/steel	1.591	28.948	2.888	122.393
7310299010	Cans >1l & <50l,not Soldering Of Iron/steel Casting In The Rough	0	93	0	668
7310299020	Cans >1l & <50l,not Soldering Of Iron/steel Forging Or Stamping In	1.023	15.375	25.396	44.155
7310299090	Oth.cans >1l & <50l,not Soldering Of Iron/steel	1.954.160	4.481.211	690.472	1.490.875
7311001100	Cont'ners For Compressed/liquefied Gas Seamless Stl Cylinders, Capacity<30 Ltr	2.166.969	4.727.569	4.221.479	9.293.019

**I.3. IMPOR MENURUT KOMODITI / IMPORT BY HS COMMODITY**  
**\*\*\* MEI / MAY 2008 \*\*\***

H S	Uraian Komoditi Commodity description	Berat bersih / Net weight (Kg)		Nilai / Value C.I.F ( U S \$ )	
		Bulan ini	Kumulatif	Bulan ini	Kumulatif
		Current month	Cum. Jan. to date	Current month	Cum. Jan. to date
7311001900	Other Seamless Steel Cylinders	418.391	2.343.127	922.489	5.409.761
7311009100	Other Containers Of Iron Or Steel With Capacity Of Less Than 30 L	390.674	907.883	660.933	1.415.477
7311009900	Other Containers Of Iron Or Steel	255.035	2.224.060	528.585	3.660.616
7312101000	Standed Wr,ropes & Cables For Locked Coil,flatt'ed Strands&non Rotng Wr Rp	1.567.206	4.729.129	1.711.914	4.660.509
7312102000	Stranded Wire,rope&cables By Plated /coatd Wth Brass,& Of A Nom.d<=3mm	527.828	2.526.125	1.123.773	6.496.622
7312104000	Stranded Wire, Rope And Cables With Stranded Wire Of Diameter Of< 3 Mm	75.006	125.921	212.655	549.401
7312109000	Other Stranded Wire, Rope And Cables	2.178.953	9.071.523	4.096.350	16.066.934
7312900000	Oth Stranded Wire, Rope And Cables, Plaitd Bnds,slings&of Ir/stl Not Elect	988.900	3.191.165	5.262.462	10.697.287
7313000000	Barbed Wr Of Iron/steel; Twisted Hoop &of A Kind Used F Fencing Of Iron/stl	109.001	500.275	68.078	217.373
7314120000	Woven Cloth With Endless Bands For Machinery, Of Stainless Steel	1.181	257.612	64.666	372.230
7314140000	Woven Cloth, Of Stainless Steel	92.789	283.662	337.380	1.428.766
7314191000	Endless Bands For Machinery Oth Thn Of Stainless Steel	0	68	0	2.346
7314199000	Other Woven Cloth, Not Stainless Steel	14.005	111.660	276.881	1.074.908
7314200000	Grill&fencing,welded At The Intersect Ofwr Wth A Max.sect.d>3mm&mesh S>100cm	830.876	3.044.348	465.011	1.998.463
7314310000	Other Grill, Netting & Fencing,welded At The Intersect.by Plttd/coatd W Zinc	737.299	3.275.386	733.881	2.786.549
7314390000	Oth Grill, Netting And Fencing,welded At The Intersection	914.651	3.566.623	1.751.433	4.816.024
7314410000	Oth Cloth, Grill, Netting And Fencing By Plated Or Coated With Zinc	51.544	495.042	42.596	407.245
7314420000	Oth Cloth, Grill, Netting And Fencing By Coated With Plastics	30.472	253.045	18.371	86.807
7314490000	Oth Cloth, Grill, Netting And Fencing	393.076	1.374.616	289.397	1.506.718
7314500000	Expanded Metal	47.442	108.587	74.103	207.661
7315111100	Roller Chain For Bicycles Of Mild Steel	185.058	658.420	186.808	627.111
7315111200	Roller Chain For Motorcycles Of Mild Steel	482.907	1.771.316	1.033.206	5.104.437
7315111900	Other Mild Steel For Roller Chain	88.305	323.386	203.591	1.003.279
7315112100	Other Roller Chain For Bicycles	34.705	167.423	49.777	170.010
7315112200	Other Roller Chain For Motorcycles	634.267	2.446.520	1.131.346	5.179.097
7315112300	Oth Roller Chain Transmis. Type 6mm < Pitch Length <= 3mm	12.385	65.645	118.797	488.742
7315112900	Other Roller Chain	270.489	901.522	351.879	1.956.738
7315120000	Other Roller Chain Of Mild Steel	584.548	2.745.454	1.413.465	6.997.976
7315191100	Roller Chain For Bicycles Of Bicycle Chain	447	938	825	1.768
7315191200	Roller Chain For Motorcycles Of Motorcycle Chain	9.307	59.717	217.012	1.376.840
7315191900	Other Roller Chain Of Other Mild Steel	5.556	9.213	12.014	20.116
7315199100	Other Roller Chain For Bicycles Of Bicycle Chain	0	8	0	72
7315199200	Other Roller Chain For Motorcycles Of Motorcycle Chain	5.939	46.951	114.853	672.577
7315199900	Other Roller Chain Of Other Than Bicycle Chain&motorcycle Chain	31.934	78.176	81.365	411.621
7315201000	Skid Chain Of Mild Steel	0	331	0	3.345
7315209000	Other Skid Chain Of Mild Steel	26.620	103.624	16.562	180.386
7315811000	Stud-link Of Mild Steel	53.904	54.138	18.909	19.780
7315819000	Other Stud-link Of Mild Steel	46.076	434.909	101.673	899.853
7315821000	Other, Welded Link Of Mild Steel	7	633	174	5.394
7315829000	Other, Welded Link	146.159	554.057	104.338	362.882
7315891100	Other Chain For Bicycles Of Mild Steel	0	6.517	0	4.134
7315891200	Other Chain For Motorcycles Of Mild Steel	66.184	239.972	852.431	3.174.951
7315891900	Other Chain Of Mild Steel Not For Motorcycles And Bicycles	0	59.437	0	741.990
7315892200	Other Chain For Motorcycles Of Other Than Mild Steel	12.794	112.354	9.144	93.760
7315892900	Other Chain Not Mild Steel, Not For Motorcycles And Bicycles	54.786	567.021	352.324	1.818.853
7315901000	Other Parts Of Chain For Motorcycles And Bicycles	2.790	14.763	28.082	160.583
7315909000	Other Parts Of Chain Not For Motorcycles And Bicycles	535.229	1.834.025	1.546.729	6.260.051
7316000000	Anchors, Grapnels And Parts Thereof, Of Iron Or Steel	342.418	3.136.291	932.471	10.936.523
7317001000	Wire Nails	3.419.152	15.126.337	1.286.727	5.084.730
7317002000	Staples	88.788	498.507	74.064	517.345
7317009010	Dog Spikes For Rail Sleepers,carding - Tacks&similar Articles,of Iron Or Steel,	51.558	153.174	33.350	115.260
7317009020	Connector & Anti-splitting,connector And Hob Nails For Footwear, Ring Nails	6.503	41.342	33.319	118.496
7317009030	Connector And Anti-splitting, Connector Hooknails	430	40.560	770	31.450
7317009040	Connector And Anti-splitting, Connector Corrugated Nails, Drawing Pins And Tacks	222.883	973.513	91.109	335.369
7317009090	Oth.connector And Anti-splitting,conn - Ector And Anti Splitting	2.465.044	13.546.467	842.133	4.353.401
7318110000	Threaded Articles For Coach Screws	140.054	559.166	122.434	969.563
7318121000	Other Wood Screws With An External Diameter Not Exceeding 16 Mm	27.643	47.439	15.133	40.276
7318129000	Other Wood Screws	141.225	1.000.381	572.945	2.433.389
7318131000	Screw Hooks And Screw Rings With An External Dmtr Not Exceeding 16mm	901	2.073	2.701	35.317
7318139000	Other Screw Hooks And Screw Rings	45.461	246.251	89.802	922.723
7318141000	Self Tapping Screw With An External Diameter Not Exceeding 16 Mm	6.092	46.554	74.072	643.922
7318149000	Other Self Tapping Screws	46.448	220.714	155.467	1.730.846
7318151100	Screw Metal With/without Nuts/washers With An External Diameter <=16 Mm	211.336	1.038.856	1.433.934	7.560.316
7318151200	Bolts For Metal, With/ Without Nuts Of An External Diameter <= 16mm	2.216.848	10.080.638	7.082.231	36.512.014
7318151900	Oth Screws&bolts Whether/not Whether - Their Nut/washers Wth.an Ext'l Dmtr>16mm	359.692	1.296.864	793.076	3.055.622
7318159100	Other Screws For Metal With Or Without Nuts Or Washers	108.362	513.297	703.598	2.233.501
7318159200	Other Bolts For Metal, With Or Without Nuts	354.702	1.623.527	1.311.288	6.199.251
7318159900	Other Screws And Bolts Whether Or Not With Their Nut Or Washers	312.124	1.956.031	1.045.127	7.307.130
7318161000	Nuts With An External Diameter Not Exceeding 16 Mm	333.897	1.548.686	1.114.359	4.772.700
7318169000	Other Nuts	1.241.234	5.284.845	3.549.222	17.306.287
7318191000	Other Threaded Articles Of An External Diameter Not Exceeding 16 Mm	7.025	38.726	71.713	389.868
7318199000	Other Threaded Articles Of Iron And Steel	153.515	782.920	717.887	3.696.120
7318211000	Non Threaded Artic. For Spring Washers &oth Lock Washers W An Ext'nal D<16mm	21.333	147.219	146.832	752.070
7318219000	Other Spring Washers And Other Lock Washers	50.472	246.614	446.498	1.781.935
7318221000	Other Washers With An External Diameter Not Exceeding 16 Mm	48.828	325.773	544.755	4.081.828
7318229000	Other Washers	221.884	1.282.886	2.006.352	11.520.905
7318231000	Rivet With An External Diameter Not Exceeding 16 Mm	8.823	53.765	89.522	370.931
7318239000	Other Rivets	24.914	201.557	179.140	1.094.535
7318241000	Cotters& Cotters Pins With An External Diameter Not Exceeding 16 Mm	106.099	595.545	302.473	1.419.888
7318249000	Other Cotters And Cotter Pins	141.805	663.103	1.805.481	6.739.674
7318291000	Oth Non Threaded Articles Wth An External Diameter <= 16 Mm	33.277	157.061	517.051	2.481.821



I.3. IMPOR MENURUT KOMODITI / IMPORT BY HS COMMODITY  
 \*\*\* MEI / MAY 2008 \*\*\*

H S	Uraian Komoditi Commodity description	Berat bersih / Net weight (Kg)		Nilai / Value C.I.F ( U S \$ )	
		Bulan ini	Kumulatif	Bulan ini	Kumulatif
		Current month	Cum. Jan. to date	Current month	Cum. Jan. to date
7318299000	Other Non Threaded Articles	604.012	3.037.958	7.585.090	23.541.576
7319200000	Safety Pins	21.342	84.451	48.130	207.547
7319300000	Other Pins	60.073	429.252	595.047	3.254.713
7319900000	Oth Similar Articles For Use In Hand, Of Iron Or Steel	30.785	390.433	225.516	1.826.281
7320101000	Leaf Springs And Leaves For Motor Vehicles	54.197	243.662	252.877	1.241.015
7320109000	Other Leaf Springs And Leaves	44.754	242.031	402.975	1.605.161
7320201000	Helical Springs For Motor Vehicles	72.626	419.249	607.897	3.976.051
7320209010	Other Helical Springs For Motor Vehicles For Motor Vehicles Or Earth Moving	8.287	77.837	122.753	1.055.659
7320209090	Other Helical Springs For Motor Vehicles	63.513	398.698	365.246	2.703.104
7320901000	Other Springs And Leaves For Motor Vehicles	38.410	206.394	374.004	1.716.344
7320909000	Other Springs And Leaves	109.762	894.334	936.473	4.301.930
7321110000	Cooking Appliances And Plate Warmers For Gas Fuel Or For Both Gas And Other	172.273	1.029.026	357.024	2.072.310
7321120000	Cooking Appliances And Plate Warmers With Liquid Fuel	76.392	244.789	157.205	476.891
7321190000	Other Cooking Appliances & Plate Warmers Including Appliances For Solid Fuel	6.313	77.681	19.184	167.610
7321810000	Other Appliances With Gas Fuel Or For Both Gas And Other Fuels	62.641	146.746	59.831	394.973
7321820000	Other Appliances With Liquid Fuel	0	1.682	0	2.894
7321890000	Other Appliances With Solid Fuel	2.109	26.692	15.120	68.535
7321901000	Oth Cooking Appliances & Plate Warmers Of Burner For Kerosene Stoves	9.939	48.015	51.967	265.148
7321909000	Other Cooking Appliances And Plate Warmers	1.117.768	3.987.191	2.205.344	9.249.570
7322110000	Radiators And Parts Of Cast Iron	20.899	40.539	42.127	84.083
7322190000	Other Parts Of Radiators	20.966	90.114	138.872	763.259
7322900000	Other Radiators For Central Heating	21.487	320.502	313.550	2.785.642
7323100000	Iron/steel Wool; Pot Scourers&scouring Or Polishing Pads, Gloves And The Like	121.559	424.352	153.518	536.639
7323911000	Kitchenware Of Cast Iron , Not Enamelled	27.605	286.301	53.696	449.215
7323919000	Household Articles Of Cast Iron Not Enamelled	84.352	322.075	250.383	906.932
7323920000	Household Articles Of Cast Iron, Enamelled	58.710	267.228	48.100	311.259
7323931000	Kitchenware Of Stainless Steel	887.395	3.850.176	1.213.037	5.823.158
7323939000	Other Household Articles Of Stainless Steel	210.656	682.718	560.191	1.414.929
7323940000	Household Of Iron(oth. Than Cast Iron) Or Steel, Enamelled	250.501	1.362.537	1.431.310	5.624.866
7323991000	Other Kitchenware	290.756	1.296.586	374.662	1.170.764
7323999000	Other Household Articles Of Iron Or Steel	343.379	1.531.850	639.684	2.509.478
7324100000	Sinks And Wash Basins, Of Stainless Steel	270.100	1.060.908	303.059	2.164.667
7324210000	Bath Of Cast Iron, Whether Or Not Enamelled	1.215	104.376	11.569	411.541
7324290000	Bath Of Stainless Steel	14.030	200.185	47.396	592.790
7324901000	Sanitary Ware For Flushing Water Closets Or Urinals (fixed Type)	202	2.700	5.056	57.696
7324902000	Sanitary Ware Of Bedpans,urinals ( Portable Type ) And Chamber Pots	1.373	4.022	4.912	53.758
7324909000	Other Sanitary Ware	173.095	708.784	356.462	1.454.209
7325101000	Other Cast Articles Of Non Malleable Cast Iron By Latex Spouts & Latex Cups	0	19.391	0	65.130
7325109000	Other Cast Articles Of Non Malleable Cast Iron	46.001	819.121	189.468	2.665.017
7325910000	Grinding Balls And Similar Articles For Mills	1.355.132	12.511.597	1.653.331	13.785.447
7325991000	Other Cast Articles Of Malleable Cast Iron By Latex Spouts And Latex Cups	63	6.232	6.733	11.833
7325999000	Other Cast Articles Of Malleable Cast Iron	228.475	1.478.645	656.699	4.000.315
7326110000	Grinding Balls&similar Artic.for Mills Forged/stamped But Not Further Works	8.135.313	22.847.065	10.997.137	28.011.650
7326190000	Other Articles Or Iron Or Steel But Not Forged Or Stamped	507.904	2.752.912	2.149.980	11.621.922
7326202000	Articles Of Iron Or Steel Wire For Rat Traps	492	2.060	2.347	11.888
7326205000	Articles Of Iron Or Steel Wire Wire Poultry Cages And The Like	12.013	93.221	11.677	135.514
7326209000	Other Articles Of Non Iron Or Steel Wire	433.788	1.148.888	820.882	4.649.006
7326901000	Ships' Rudders Not Forged Or Stamped	54.810	376.854	377.114	3.252.330
7326903000	Stainless Stl Shield&clamp Assembly With Rubb.sl For Hubless Cast Ir&pipes Fit.	81.950	339.904	737.694	2.207.783
7326904000	Latex Spouts And Latex Cups But Not Forged Or Stamped	1.769	2.449	32.561	36.361
7326905000	Rat Traps But Not Forged Or Stamped	7.857	17.063	6.317	58.470
7326907000	Stainless Steel Shield, Clamp Assembly Horseshoes; Riding Boot Spurs	6.212	107.886	289.719	1.333.393
7326909000	Other Articles Not Forged Or Steamed	4.398.820	20.945.373	13.843.427	56.398.091
7401000000	Copper Mattes, Cement Copper (precipitated)	13.200	35.870	360.045	736.670
7402000000	Unrefined Copper,copper Anodes For Elec- Trolytic Refining.	26.132	173.266	150.741	841.318
7403110000	Refined Copper For Cathodes And Sections Of Cathodes	1.555.812	29.428.673	13.396.022	223.784.465
7403120000	Refined Copper For Wire-bars	3.704	144.123	6.310	517.288
7403130000	Refined Cooper For Billets	1.945.240	11.941.558	1.404.463	8.961.697
7403190000	Other Refined Copper, Unwrought	37.076	203.876	218.484	1.202.200
7403210000	Copper Alloys For Copper-zinc Base Alloys (brass)	108.480	575.829	785.543	4.504.575
7403220000	Copper Alloys For Copper-tin Base Alloys (bronze)	2.726	225.783	11.894	1.020.756
7403290000	Copper Alloys For Oth Copper Alloys (oth Than Master Alloys Of Head.74.05)	30.937	38.047	211.197	412.587
7404000000	Copper Waste And Scrap.	255.107	3.108.014	1.344.843	17.561.763
7405000000	Master Alloys Of Copper.	6.720	24.610	22.500	184.762
7406100000	Powders Of Non-lamellar Structure	19.852	101.040	166.879	1.014.329
7406200000	Powders Of Lamellar Structure; Flakes	12.342	385.971	113.706	3.074.822
7407103000	Profiles Of Refined Copper	2.333	256.608	56.173	401.113
7407109000	Other Profiles Of Refined Copper	221.365	1.267.356	1.567.436	8.249.622
7407210000	Profiles Of Refined Copper Of Copper-zinc Base Alloys (brass)	275.832	1.346.647	1.336.944	6.178.273
7407290000	Other Of Copper Alloys	64.007	569.214	170.390	3.517.173
7408110000	Copper Wire. Of Which The Maximum Cross-sectional	744.487	4.782.533	5.804.792	36.774.457
7408190000	Other Wire Of Refined Coppber	409.606	3.160.052	2.470.998	15.658.228
7408210000	Copper Wire Of Copper Alloys With Copper Zinc Base Alloys (brass)	312.995	1.171.396	1.873.904	8.815.466
7408220000	Copper Wire Of Copper Alloys W Copper- Nick Bs Alloys/c-nickel-zinc Bs Alloys	1.907	38.551	54.554	667.136
7408290000	Other Copper Alloys For Copper Wire	65.374	605.497	501.857	4.349.243
7409110000	Copper Plates, Sheets And Strips, Of Refined Copper In Coils	166.907	1.220.235	1.558.608	10.305.469
7409190000	Copper Plates, Sheets And Strips, Of Refined Copper, Not In Coils	248.084	1.048.242	1.094.433	4.874.080
7409210000	Copper Plates, Sheets,strips, Of Copper Zinc Base Alloys (brass), In Coils	501.741	2.680.388	4.977.229	21.466.250
7409290000	Copper Plates, Sheets,strips, Of Copper Zinc Base Alloys (brass), Not In Coils	182.029	747.161	911.912	3.665.274
7409310000	Copper Plates, Sheets,strips, Of Copper Tin Base Alloys (brass), In Coils	96.458	589.664	1.022.909	5.864.023
7409390000	Copper Plates, Sheets,strips, Of Copper Tin Base Alloys (brass), Not In Coils	5.721	68.776	74.318	386.161

I.3. IMPOR MENURUT KOMODITI / IMPORT BY HS COMMODITY  
 \*\*\* MEI / MAY 2008 \*\*\*

H S	Uraian Komoditi Commodity description	Berat bersih / Net weight (Kg)		Nilai / Value C.I.F ( U S \$ )	
		Bulan ini	Kumulatif	Bulan ini	Kumulatif
		Current month	Cum. Jan. to date	Current month	Cum. Jan. to date
7409400000	Copper-nickel Base Alloy (cupro-nickel), Copper-nickel-zinc Base Alloys Unrefined	0	91.342	0	1.523.346
7409900000	Other Copper Alloys, Unrefined	15.157	57.742	234.653	686.802
7410110000	Copper Foil, Refined, Thickness < 0.15mm, Not Backed	83.996	543.652	832.172	4.946.663
7410120000	Copper Alloys, Refined, Thickness < 0.15 Mm, Not Backed	21.380	215.194	167.434	1.492.253
7410210010	Reinforced Sheets/plates Of Polyamide, Of Refined Copper, Backed	10.290	345.883	50.400	1.205.008
7410210020	Reinforced Sheets/plates Of Polyamide, Copper Clad Laminate For Pcb's	753.281	3.648.791	3.275.719	16.143.341
7410210090	Reinforced Sheets/plates Of Polyamide, Copper Clad Laminate Not For Pcb's	19.699	65.230	78.217	378.246
7410220000	Reinforced Sheets/plates Of Polyamide, Of Copper Alloys, Unrefined	44.353	297.434	202.963	1.586.340
7411100000	Copper Tubes & Pipes Of Refined Copper	205.990	1.269.586	1.239.544	5.656.435
7411210000	Copper Tubes & Pipes Of Copper Alloys With Copper-zinc Base Alloys (brass)	172.702	711.847	1.152.530	4.976.304
7411220000	Copper Tubes & Pipes Of Copper Alloys With Cupro-nickel Or Nickel Silver	2.072	20.464	45.419	145.454
7411290000	Other Copper Tubes And Pipes	277.830	1.489.206	1.501.685	6.719.521
7412100000	Copper Tube Or Pipe Fitting Of Refined Copper	33.969	93.474	43.913	275.717
7412201000	Copper Tube Or Pipe Fitting Of Copper-zinc Base Alloys (brass)	54.563	130.969	204.364	721.102
7412209000	Copper Alloys, Not Brass, Refined	243.468	573.194	1.740.275	2.965.732
7413000000	Stranded Wire,cable,plaited Bands, Of Copper, Not Electrically Insulated.	158.832	473.178	1.187.519	2.244.699
7415101000	Nails&tacks(incl.drwing Pins)of Copper Iron Or Steel With Head Of Copper	111.970	436.059	130.840	297.701
7415102000	Staples And Similar Articles Of Copper	11	3.921	372	7.791
7415109000	Tacks, Drawing Pins, & Similar Articles	280.280	945.195	315.866	989.869
7415210000	Washers (including Spring Washers) But Not Threaded	9.977	35.682	57.627	227.279
7415290000	Other Articles Of Copper, Not Threaded	68.057	656.744	704.721	4.544.669
7415331000	Screws	73.626	495.941	147.564	1.257.419
7415332000	Bolts And Nuts	29.668	110.382	105.429	550.533
7415390000	Other Articles Of Copper, Threaded	15.726	150.598	158.225	741.460
7418110000	Pot Scourers And Scouring Or Polishing Pads, Gloves And The Like	60	10.685	2.842	18.250
7418190000	Other Pot Scourers & Scouring/polishing	773	5.958	6.887	25.113
7418200000	Sanitary Ware And Parts Thereof	215	54.862	8.582	105.817
7419100000	Chain And Parts Thereof Of Copper	13.716	94.985	18.912	195.777
7419910010	Fittings For Fire Hoses, Of Copper	24	12.709	1.064	62.430
7419910020	Reservoirs, Tanks, Vats And Similar Of Copper	899	25.244	1.608	289.261
7419910030	Electroplating Anodes,machine Belt For Ships Or Other Vessel	82.572	186.017	387.555	1.815.679
7419910090	Oth Table, Kichen,cast, Moulded,stamped /forged But Not Further Worked	3.726	12.279	19.005	46.727
7419991000	Electroplating Anodes,machine Belt Fastener,fitting For Ships,fire Hoses	5.926	42.375	81.364	415.937
7419992000	Similar Containers Not Fitted With Mech./ternal Equip. Of A Cap.of <=300l	3.054	8.904	39.911	99.708
7419993100	Grill And Netting Of Copper Wire For Machinery	1.471	8.356	46.268	201.601
7419993910	Grill And Netting Of Copper Wire Cloth Suitable For Making Mosquito Nets	18.461	45.248	24.930	60.354
7419993990	Other Grill And Netting Of Copper Wire	17.633	43.076	23.895	181.238
7419994000	Other Grill And Netting Of Copper Wire Springs	11.211	39.767	22.118	70.528
7419995000	Other Grill And Netting Of Copper Wire Cigarette Cases Or Boxes And Similar	0	3.271	0	1.896
7419999000	Other Articles Of Non Copper	10.712	87.534	53.967	316.824
7501100000	Nickel Mattes	25	136	471	5.416
7501200000	Nickel Oxide Sinters&oth Intermediate Product Of Nickel Metallurgy	0	2.475	0	10.514
7502100000	Nickel, Not Alloyed	86.122	518.459	1.642.550	6.269.460
7502200000	Nickel Alloys	58	4.707	4.034	134.705
7503000000	Nickel Waste And Scrap.	3.023	6.973	68.730	202.144
7504000000	Nickel Powders And Flakes.	14.837	75.957	98.631	994.856
7505110000	Bars, Rods And Profiles Of Nickel, Not Alloyed	6.753	68.793	277.192	730.321
7505120000	Bars, Rods & Profiles Of Nickel Alloys	3.663	22.681	173.498	268.314
7505210000	Wire Of Nickel, Not Alloyed	4.275	25.263	184.360	740.691
7505220000	Wire Of Nickel Alloys	2.064	26.576	28.155	835.839
7506100000	Nickel Plates, Sheets, Strip&foil Of Nickel, Not Alloyed	31.804	84.568	407.525	1.636.870
7506200000	Nickel Plates, Sheets, Strip And Foil Of Nickel Alloys	16.483	123.459	445.747	1.645.075
7507110000	Tubes And Pipes Of Nickel, Not Alloyed	0	1.118	0	13.823
7507120000	Tubes And Pipes Of Nickel Alloys	504	2.046	71.522	127.605
7507200000	Tube Or Pipe Fittings	7.319	64.836	57.194	270.576
7508100000	Cloth, Grill And Netting, Of Nickel Wire	10.237	17.012	198.263	492.334
7508903000	Bolts And Nuts Of Non Nickel	9.231	31.175	49.429	104.862
7508904000	Other Articles Suitable For Use In Building Of Non Nickel	0	16	0	1.357
7508909010	Electro-plating Anodes,wrought Or Un- Wrought, Including Those Produced By	8.343	61.377	156.667	1.097.900
7508909020	Screens For Printing Machines	321	328	655	663
7508909090	Other Nickel Tubes, Pipes, Tube, Pipe Fittings	719	50.766	15.140	944.824
7601100000	Aluminium, Not Alloyed	4.603.209	38.270.729	13.658.109	100.221.568
7601200000	Aluminium Alloys	13.190.889	54.360.276	37.269.873	145.343.801
7602000000	Aluminium Waste And Scrap.	4.611.377	17.879.618	9.464.627	35.615.481
7603100000	Aluminium Powders Of Non-lamellar Structure	50.465	274.132	49.926	815.748
7603200010	Aluminium Powders And Flakes Of Flakes	3	48.213	9	64.364
7603200020	Aluminium Powders And Flakes,powder Of Lamellar Structure	143.431	381.540	76.775	941.218
7604101000	Bars And Rods Of Aluminium Not Alloyed	130.165	1.026.242	484.645	3.296.741
7604109010	Profiles Suitable For Use As Heat Sink With Cross-sect.dimention < 17,5x17,5 Cm	0	89.496	0	610.172
7604109090	Oth Profiles Suitable For Use As Heat Sink	130.157	529.613	434.770	1.388.994
7604211000	Perforated Tube Profile For Evaporator Coils Of Mtr Veh. Ac Mach.of Alum.ally	5.809	20.087	31.213	125.973
7604219000	Oth Hollow Profiles Of Aluminium Alloys	257.263	1.156.188	684.946	3.246.938
7604291010	Extruded Bars And Rods Not Surface Treated	147.050	509.033	369.375	1.403.511
7604291020	Extruded Bars And Rods Surface Treated	0	1.081	0	2.080
7604293000	Y-shaped Profiles For Zip Fasteners, In Coils Of Non Aluminium Alloys	5.475	18.659	31.801	72.730
7604299000	Other Bars, Rods And Profiles Of Non Aluminium Alloys	158.607	531.040	382.126	1.538.059
7605110000	Alum. Wire Of Aluminium Not Alloyed Which The Max.cross-sect'l Dim.exceeds	3.155	92.878	28.861	357.468
7605191000	Aluminium Wire Of Non Aluminium Not Alloyed With A Diameter < 0.0508 Mm	0	8.643	0	11.063
7605199000	Other Aluminium Wire Of Non Aluminium Not Alloyed	9.895	72.970	163.615	716.540
7605210000	Alum. Wire Of Aluminium Alloys Which The Max.cross-sect'l Dimension > 7 Mm	20.898	47.458	188.855	304.763
7605291000	Aluminium Wire Of Non Aluminium Alloys With A Diameter Not Exceeding 0.254mm	1.553	39.310	35.067	253.771

**I.3. IMPOR MENURUT KOMODITI / IMPORT BY HS COMMODITY**  
**\*\*\* MEI / MAY 2008 \*\*\***

H S	Uraian Komoditi Commodity description	Berat bersih / Net weight (Kg)		Nilai / Value C.I.F ( U S \$ )	
		Bulan ini	Kumulatif	Bulan ini	Kumulatif
		Current month	Cum. Jan. to date	Current month	Cum. Jan. to date
7605299000	Other Aluminium Wire Of Non Aluminium Alloys	117.179	262.481	376.375	968.469
7606110010	Aluminium Plates,sheets&strip Of Plain Or Figured By Rolling Of Thick.>0.2mm	124.284	418.815	585.086	1.415.158
7606110090	Oth Aluminium Plates,sheets&strip Of Plain/figured By Rolling Of Thick.>0.2mm	3.755.493	22.023.112	11.425.478	63.253.239
7606121010	Can Stock (alloy 3004,3104 Or 5182, Of Thickness > 0,25 Mm, In Coil	32.144	163.880	176.322	845.239
7606121090	Oth.can Stock (alloy 3004,3104, 5182, Of Thickness > 0,25 Mm, In Coil	161.783	454.141	426.592	1.243.070
7606123100	Sheets O Alum. Rigid Cont.sheets Alloy 5182,5082,hardnessH19<1,000mm In Width	111.633	335.072	507.613	1.294.222
7606123910	Other Aluminium Sheet/coil Not Exceeding 1,000 Mm In Width	1.683.146	4.685.808	4.832.715	12.555.992
7606123920	Other Aluminium Sheet / Coil Exceeding 1,000 Mm In Width	2.593.685	12.013.133	7.301.313	36.281.189
7606123930	Aluminium Litho Grade Sheet/coil Alloy Ha 1052 Hardness Temper H19 And Alloy	99.764	388.969	286.773	799.031
7606123990	Other Aluminium Sheet	367.007	1.784.167	1.462.802	7.118.146
7606124000	Oth, Plain/figured By Roll./press. But Not Surface Treatedof Non Alum. Alloys	37.540	325.826	198.147	1.412.961
7606129000	Other Aluminium Plate Rectanguler Of Aluminium Alloys	875.153	2.624.761	2.877.496	7.505.515
7606912000	Oth Alum. Not Alloyed,plain/figured By Rolling/pressing B Not Surface Treated	0	22.712	0	42.044
7606919000	Oth Aluminium Plate, Not Rectanguler Of Aluminium, Not Alloyed	20.226	120.658	19.574	249.336
7606923020	Sheet Or Coil Of Alum. Rigid Container Sheet Alloy 5182,5082,hardness H19	32.567	128.256	121.055	496.097
7606923090	Oth.than Sheet/coil Of Aluminium Rigid Container Sheet Alloy 5182,5082,hard H19	171.873	537.861	69.915	269.134
7606929010	Oth Venetian Blind Slat,whether Or Not Rolled Or Cut, In Width $\phi$ 1,000 Mm	0	28.340	0	230.672
7606929020	Oth.sheet/coil Of Alum.rigid Container Sheet Alloy 5182,5082,hardness H19	0	179.526	0	739.245
7606929090	Other Aluminium Alloys	100.088	273.624	224.548	757.501
7607110000	Aluminium Foil Not Backed, Rolled But Not Further Worked	387.973	1.892.527	1.682.072	7.407.394
7607191000	Foil Of Aluminium Alloy A1075 Or A3903 Not Back,oth Than Rolled But Not Worked	59.680	301.525	320.429	1.414.054
7607199000	Oth Than Foil Aluminium Alloy A1075/ A3903 Not Back,oth Than Roll But Notwork	278.949	1.229.514	2.445.001	10.139.164
7607204000	Aluminium Foil Backed For Imitation Gold Or Silver	58.398	138.032	190.079	484.745
7607209010	Aluminium Foil Laquer Coated (white Or Of Thickness >0,05 Mm Or < 0,15 Mm	109.926	620.301	364.444	2.235.294
7607209090	Oth.aluminium Foil, Backed, Thickness <=0.2 Mm	147.006	825.954	658.632	4.610.502
7608100000	Aluminium Tubes And Pipes Of Aluminium, Not Alloyed	232.543	902.082	277.188	2.422.895
7608200000	Aluminium Tubes And Pipes Of Aluminium Alloys	88.692	490.337	490.005	2.434.356
7609000000	Aluminium Tube Or Pipe Fittings (for Example, Coupling,elbows,sleeves)	25.574	245.436	209.945	1.761.451
7610100000	Alum. Structures For Doors, Windows & Their Frames And Thresholds For Doors	50.607	336.867	214.094	990.223
7610901000	Oth Alum. Structures For Bridges And Bridge Section, Towers, Lattice Masts	12.943	35.332	29.370	79.416
7610909000	Other Aluminium Structures	45.976	1.357.383	157.238	2.890.344
7611000000	Aluminium Reservoirs, Tanks, Vats And Similar Containers For Any Material	46.548	82.443	69.393	1.009.892
7612100000	Alum. Collapsible Tubular Containers	6.779	48.376	58.481	377.683
7612901000	Aluminium Casks, Drums, Cans, Boxes And Seamless Containers For Fresh Milk	9	798	82	8.155
7612909000	Oth.aluminium Casks,drums,cans, Boxes & Containers, For Any Material	371.721	1.279.186	1.497.532	5.370.880
7613000000	Aluminium Containers For Compressed Or Liquefied Gas	699	18.332	5.539	72.927
7614101100	Cable With Steel Core Of Circular Cross Section Not Exceeding 500 Mm	1.168	32.366	5.655	52.317
7614101900	Other Cable Wth Steel Core	72.161	114.883	93.168	181.683
7614109000	Other Stranded Wire With Steel Core	516.392	1.430.974	1.148.679	3.503.332
7614901100	Cable Without Steel Core Of Circular Cross Section Not Exceeding 500 Mm	0	734.124	0	5.212.467
7614901900	Other Cable Without Steel Core	0	2.220	0	9.736
7614909000	Other Stranded Wire Without Steel Core	35.520	61.190	101.110	236.849
7615110000	Pot Scourers And Scouring Or Polishing Pads,/gloves And The Like Of Aluminium	2	9.794	4	21.265
7615190000	Oth Table, Kitchen/oth Household Articles & Parts Thereof Of Aluminium	83.402	324.249	120.011	574.994
7615201000	Bedpans, Urinals ( Portable Type ) And Chamber	0	15	0	506
7615209000	Other Sanitary Ware And Parts Thereof Of Aluminium	17.456	217.018	28.377	338.064
7616101000	Nails Of Aluminium	18.395	266.252	69.220	521.529
7616102000	Staples And Hooks Of Aluminium	67.140	219.244	115.247	424.082
7616109000	Tacks, Rivets,cotters,cotter Pins And Washers Of Aluminium	113.874	473.423	352.783	2.385.569
7616910000	Other Cloth, Grill, Netting And Fencing, Of Aluminium Wire	70.176	194.423	49.453	210.560
7616992000	Ferrules For Use In The Manufacture Of Pencils	1.028	16.097	14.619	169.542
7616993000	Alum.slugs, Round, Of Such Dim. That The Thick's>one Tenth Of The Diameter	43.112	350.354	291.455	1.478.932
7616994000	Bobbins, Spools, Reels And Similar Supports For Textile Yarn	5.195	46.017	40.663	129.320
7616999010	Venetian Blinds	228	27.306	4.222	112.088
7616999090	Other Articles Of Aluminium	416.027	1.841.267	1.615.831	6.880.984
7801100000	Refined Lead	4.682.388	19.767.972	12.737.953	50.330.154
7801910000	Oth Unwrought Lead&containing By Wgt Antimony As The Principal Oth Element	3.478.563	17.483.529	8.583.067	42.439.650
7801991000	Oth Unwrought Lead&containing By Wgt Unrefined	0	1	0	3.200
7801999000	Oth Unwrought Lead&containing By Wgt	203.675	1.308.863	564.238	3.487.245
7802000000	Lead Waste And Scrap.	0	1	0	247
7804110000	Sheets, Strip And Foil Of A Thickness < 0,2 Mm	0	5.027	0	74.048
7804190010	Lead Embossed, Cut To Shape, Perfortd, Coated,printed, Backed, Reinforce Mtrial	322	4.984	29.131	37.737
7804190090	Oth.lead Plates, Sheets, Strip And Foil, Lead	4.379	24.287	134.797	427.146
7804200000	Powders And Flakes	0	37.428	0	3.629
7806002000	Other Articles Of Lead,bars,rods, Profiles And Wire	1.790	53.305	73.018	526.830
7806003000	Other Articles Of Lead,tubes,pipes And Tube Or Pipe Fittings (for	508	2.329	5.505	32.903
7806009010	Lead Wool,washers,electro-plating Anodes	421	396.791	1.282	1.282.640
7806009090	Other Articles Of Lead	9.453	49.762	52.295	305.181
7901110000	Zinc Not Alloyed Containing By Weight 99.99% Or More Of Zinc	6.073.388	27.788.222	13.664.328	68.219.337
7901120000	Zinc Not Alloyed Containing By Weight < 99.99% Of Zinc	3.284.322	18.070.207	8.287.213	47.121.890
7901200000	Zinc Alloys	1.423.061	5.946.938	3.545.215	15.592.318
7902000000	Zinc Waste And Scrap.	0	8	0	159
7903100000	Zinc Dust	157.163	680.976	493.440	2.070.663
7903900000	Zinc Powders And Flakes	142.193	611.390	547.650	2.384.868
7904000010	Zinc Wire,bars,rods,not Surface Treated	2.186	74.052	1.388	186.950
7904000090	Zinc Profiles	7.651	723.740	1.843	822.087
7905001010	Zinc Plates, Sheets, Strip Not Surface Treated	404.215	1.217.237	317.308	1.221.832
7905001020	Zinc Plates, Sheets, Strip Surface Treated	136.891	274.851	157.378	346.709
7905002010	Zinc Foil Not Surface Treated	181.922	385.649	64.527	158.153
7905002090	Zinc Foil Surface Treated	2.322	41.248	3.802	56.484
7907003000	Gutters, Roof Capping, Skylight Frames & Oth Fabricated Building Components	120.901	444.093	70.005	434.590

**I.3. IMPOR MENURUT KOMODITI / IMPORT BY HS COMMODITY**  
**\*\*\* MEI / MAY 2008 \*\*\***

H S	Uraian Komoditi Commodity description	Berat bersih / Net weight (Kg)		Nilai / Value C.I.F ( U S \$ )	
		Bulan ini	Kumulatif	Bulan ini	Kumulatif
		Current month	Cum. Jan. to date	Current month	Cum. Jan. to date
7907004000	Zinc Tubes, Pipes,tube, Pipe Fittings (cuoplings, Elbows, Sleeves)	2.213	39.710	17.272	484.705
7907009010	Electro-plating Anodes; Stencil Plates	48.939	178.298	105.612	423.451
7907009020	Domestic Articles And Parts Thereof	37	220.475	170	168.968
7907009090	Oth Articles Of Zinc Oth Than Domestic	335.268	1.227.135	923.243	3.275.462
8001100000	Tin, Not Alloyed	52	98.063	6.045	351.282
8001200000	Tin Alloys	54.435	257.384	705.484	2.416.301
8002000000	Tin Waste And Scrap.	81	11.353	773	83.832
8003000000	Tin Bars, Rods, Profiles And Wire.	79.835	275.877	1.826.492	5.758.805
8007002000	Other Articles Of Tin, Sheets And Strip, Plates, Thickness > 0,2mm	1.567.002	3.112.770	1.401.676	2.540.045
8007003000	Tin-foil (whether Or Not Printed Or Back Per),thick < 0,2 Mm,powder & Flakes	0	20	0	401
8007004000	Tin-tubbes, Pipes And Tube Or Pipe Fitti (for Example, Couplings, Elbows, Sleeves	464	1.205	140	5.553
8007009010	Article Of Tin, Collapsible Tubes For Dentifrices, Colours, And The Like,	0	1.542	0	25.925
8007009090	Other Articles Of Tin	37.016	186.481	250.146	940.696
8101100000	Tungsten (wolfram) Powders	2.905	15.797	11.245	169.299
8101940000	Unwrought Tungsten, Including Bars And Rods Obtained Simply By Sintering	0	6.865	0	176.861
8101960000	Tungsten Wire	1.386	12.451	31.307	181.660
8101990010	Tungsten Bar&rods,oth Than Those Obtaine Ply By Sintering,profiles, Sheet, Strip	0	215	0	1.763
8101990090	Other Tungsten (wolfram)	5.603	25.415	156.659	607.898
8102100000	Molybdenum Powders	369	10.666	2.816	121.284
8102950000	Molybdenum Bar&rods,o.than Those Obt'd Simp. By Sintering,profiles,strip&foil	1	20.383	560	65.889
8102960000	Molybdenum Wire	845	4.240	97.402	441.406
8102990000	Other Molybdenum	27	809	46	31.878
8103200000	Unwrought Tantalum, Including Bars And Rods Obt'd Simp.by Sintering; Powders	17	173	4.082	51.545
8103900000	Other Tantalum	0	24	0	1.397
8104110000	Unwrought Magnesium Containing At Least 99.8 % By Weight Of Magnesium	41.229	513.929	210.981	1.974.212
8104190000	Other Unwrought Magnesium	1.101	15.872	4.679	53.803
8104300000	Magnesium Rasplings,turnings &granules, Graded According To Size; Powders	16.145	51.008	126.518	436.984
8104900000	Other Magnesium	101	50.076	352	178.127
8105201000	Unwrought Cobalt	0	55	0	10.363
8105209000	Mattes Cobalt; Cobalt Powders	121	2.861	15.566	223.711
8105300000	Cobalt Mattes Waste And Scrap	0	812	0	2.309
8105900000	Other Cobalt Mattes	336	1.843	62.123	144.536
8106001000	Unwrought Bismuth; Waste And Scrap; Powders	0	2.867	0	75.965
8107200000	Unwrought Cadmium, Powders	215	477	7.359	14.629
8107900000	Other Cadmium	0	20.466	0	75.216
8108200000	Unwrought Titanium; Powders	21.649	24.285	158.385	171.671
8108900000	Other Titanium	73.066	384.052	2.122.139	5.801.766
8109200000	Unwrought Zirconium; Powders	0	44.067	0	47.124
8109900000	Other Zirconium	1.067	10.314	21.900	126.540
8110100000	Unwrought Antimony; Powders	0	72.010	0	419.717
8110200000	Antimony Waste And Scrap	0	2.202	0	4.005
8110900000	Other Antimony	0	29.616	0	433.030
8111000000	Manganese And Articles Thereof, Include Waste And Scrap.	5.240	41.466	22.500	184.083
8112120000	Unwrought Beryllium; Powders	60	60	2.268	2.268
8112190000	Other Beryllium	0	4.292	0	107.805
8112210000	Unwrought Chromium; Powders	0	3.418	0	36.437
8112290000	Other Chromium	0	8	0	400
8112990000	Other Thallium	0	101	0	8.116
8201100000	Spades And Shovels	588	18.724	9.680	135.739
8201200000	Forks	0	4	0	78
8201301000	Hoes (mamooties) And Rakes	95	168	1.768	2.962
8201309000	Mattocks And Picks	117	1.125	3.151	14.568
8201400000	Axes, Bill Hooks And Similar Hewing Tool	0	67	0	1.926
8201500000	Secateurs & Similar One-handed Pruners And Shears (including Poultry Shears)	10.659	68.212	14.062	106.393
8201600000	Hedge Shears,two-handed Pruning Shears And Similar Two Handed Shears	0	2	0	65
8201900000	Other Hand Tools Of A Kind Used In Agriculture, Horticulture Or Forestry	114	3.020	504	11.219
8202100000	Hand Saws	105.519	407.358	110.760	504.171
8202200000	Band Saw Blades	61.236	259.490	259.596	1.037.942
8202310000	Circular Saw Blades With Working Part Of Steel	3.001	39.156	36.213	168.362
8202390000	Other Circular Saw Blades, Including Parts	68.271	204.869	141.525	567.685
8202400000	Chain Saw Blades	38.737	457.698	52.420	445.691
8202910000	Straight Saw Blades For Working Metal	23.860	38.134	27.589	56.835
8202991000	Straight Saw Blades	805	22.682	10.186	58.798
8202999000	Other Saw Blades	135.588	576.426	582.100	2.244.832
8203100000	Files, Rasps And Similar Tools	63.714	239.967	134.555	1.232.110
8203200000	Pliers (including Cutting Pliers), Pincers, Tweezers And Similar Tools	223.309	907.622	461.697	1.663.078
8203300000	Metal Cutting Shears And Similar Tools	25.291	252.924	38.392	447.985
8203400000	Pipe-cutters, Bolt Croppers, Perforating Punches, And Similar Tools	68.399	375.430	220.218	1.250.411
8204110000	Hand Operated Spanners And Wrenches Non - Adjustable	269.289	1.344.986	599.879	2.655.102
8204120000	Hand Operated Spanners And Wrenches Adjustable	272.439	950.798	610.939	1.845.242
8204200000	Interchangeable Spanner Sockets, With Or Without Handles	209.180	926.538	448.699	1.899.037
8205100000	Drilling, Threading Or Tapping Tools	61.437	385.609	308.458	1.430.035
8205200000	Hammers And Sledge Hammers	283.751	1.621.015	324.290	2.123.444
8205300000	Planes, Chisels, Gouges And Similar Cutting	82.332	445.529	110.211	479.440
8205400000	Screwdrivers	234.593	893.809	450.609	1.613.077
8205511000	Flat Irons	662	24.843	1.879	26.923
8205519000	Other Household Tools	3.801	78.518	24.964	177.122
8205590000	Other Hand Tools , Oth Than Househlocl Tools	417.419	1.472.892	784.377	2.978.642
8205600000	Blow Lamps	3.724	17.181	12.479	30.896
8205700000	Vices, Clamps And The Like	162.478	875.947	415.428	1.657.429
8205800000	Anvils; Portable Forges; Hand-/pedal- Op'ted Grinding Wheels With Frameworks	27.924	333.310	68.044	468.606

**I.3. IMPOR MENURUT KOMODITI / IMPORT BY HS COMMODITY**  
**\*\*\* MEI / MAY 2008 \*\*\***

H S	Uraian Komoditi Commodity description	Berat bersih / Net weight (Kg)		Nilai / Value C.I.F ( U S \$ )	
		Bulan ini	Kumulatif	Bulan ini	Kumulatif
		Current month	Cum. Jan. to date	Current month	Cum. Jan. to date
8205900000	Sets Of Articles Of Two Or More Of The Foregoing Subheadings	37.229	282.649	190.228	1.399.359
8206000000	Tools Of Two/more Of The Headings82.02 To82.05 Put Up In Sets For Retail Sale	110.824	353.774	348.819	1.733.723
8207130000	Rock Drilling Or Earth Boring Tools With Working Part Of Cermets	2.535	32.502	43.403	551.842
8207190000	Other Rock Drilling Or Earth Boring Tools, Including Parts	90.324	1.300.313	3.834.511	21.711.517
8207200000	Dies For Drawing Or Extruding Metal	23.306	450.788	376.770	4.860.792
8207300000	Tools For Pressing, Stamping Or Punching	217.171	682.591	2.910.514	10.110.167
8207400000	Tools For Tapping Or Threading	18.264	103.687	335.352	1.465.332
8207500000	Tools For Drilling, Other Than For Rock Drilling	58.880	352.388	753.325	5.316.261
8207600000	Tools For Boring Or Broaching	9.436	89.845	315.820	2.869.313
8207700000	Tools For Milling	12.371	91.216	736.126	1.949.930
8207800000	Tools For Turning	23.133	186.156	390.460	1.773.297
8207900000	Other Interchangeable Tools	42.489	248.992	1.399.118	7.168.324
8208100000	Knives And Cutting Blades For Metal Working	42.946	164.242	450.096	2.344.997
8208200000	Knives And Cutting Blades For Wood Working	72.301	533.516	471.108	2.878.979
8208300000	Knives&cutting Blades F Kitchen App'es /for Mach. Used By The Food Industry	24.386	118.188	32.187	322.329
8208400000	Knives&cutting Blades For Agricultural , Horticultural Or Forestry Machines	600	16.287	12.105	95.038
8208900000	Other Knives And Cutting Blades	205.280	789.024	1.500.432	7.225.201
8209000000	Plates, Sticks, Tips And The Like For Tools,	11.875	1.031.859	511.445	4.447.275
8210000000	Hand-operated Mechanical Appliances, Weighing	27.680	298.283	33.761	337.301
8211000000	Knives With Cutting Blades,serrated Or Not And Sets Of Assorted Articles	12.502	128.325	86.922	2.356.655
8211910000	Table Knives Having Fixed Blades	13.513	94.256	53.507	410.749
8211925010	Knives ,fix Blades, Handle Of Base Metal For Agricultural, Horticultural/forestry	756	3.496	2.383	4.827
8211925090	Knives ,fix Blades,handle Oth Than Metal For Agricultural, Horticultural/forestry	4.578	20.654	2.083	15.581
8211929010	Flick Or Spring Knives; Hunting,diving And Scouts Knives,penknives;blades>15 Cm	6.131	25.831	6.700	41.901
8211929020	Other Knives Having Fixed Blades With Handle Of Base Metal	3.406	19.389	9.830	31.021
8211929090	Other Knives Having Fixed Blades With Handle Oth Than Base Metal	11.078	60.898	47.207	269.780
8211932010	Knives,oth Than Fixed Blades,with Handle Base Metal, For Agricultural, Forestry	0	7.295	0	6.079
8211932090	Knives,oth Than Fixed Blades,handle Oth Than Metal, For Agricultural, Forestry	49	600	704	2.267
8211939010	Knives Having Other Than Fixed Blades With Handle Of Base Metal	3.906	4.817	4.756	5.442
8211939090	Knives Having Other Than Fixed Blades, With Handle Oth Than Base Metal	3.946	18.956	24.580	124.336
8211940000	Blades With Handle Of Base Metal	15.769	84.154	61.771	458.823
8211950000	Knives With Handles Of Base Metal	4.916	39.305	9.504	57.898
8212100000	Razors	7.187	56.082	27.953	351.122
8212201000	Safety Razor Blades With Double-edged Razor Blades	71.418	640.569	994.005	8.525.407
8212209000	Other Razors And Razor Blades	30.502	183.244	26.978	205.422
8212900000	Other Parts Of Razors And Razor Blade	1.266	3.853	9.442	22.678
8213000000	Scissors, Tailors' Shears And Similar Shears,	90.091	474.409	167.132	804.165
8214100000	Ppr Knives,litr Openers,erasing Knives ,pencil Sharpeners And Blades Therefor	163.665	512.267	269.144	814.689
8214200000	Manicure Or Pedicure Sets And Instruments	29.200	144.794	67.387	306.397
8214900000	Other Articles Of Cutlery	56.038	344.757	90.807	415.724
8215100000	Spoons,forks,ladles,skimmer,cake Serv. &fish Knives Sets Of Assorted Articles	19.575	85.517	157.633	281.526
8215200000	Similar Kitchen And Tableware, Other Sets Of Assorted Articles	65.300	130.419	99.700	254.553
8215910000	Similar Kitchen And Tableware Plated With Precious Metal	305	25.911	19.111	45.598
8215990000	Other Similar Kitchen And Tableware	279.236	1.522.801	470.861	2.099.486
8301100000	Padlocks	485.798	1.977.518	572.534	2.134.315
8301200000	Locks Of A Kind Used F Motor Vehicles	169.298	838.626	1.647.108	7.326.209
8301300000	Locks Of A Kind Used For Furniture	762.620	2.309.529	795.913	2.192.916
8301400000	Other Locks	741.769	3.558.432	990.506	4.657.056
8301500000	Clasps And Frames With Clasps, Incorporating Locks	31.069	120.184	174.710	452.349
8301600000	Parts Of Padlocks And Lock	527.645	2.303.812	2.214.855	9.989.411
8301700000	Keys Presented Separately	22.100	80.658	43.426	172.644
8302100000	Hinges	1.478.860	5.351.944	1.258.352	5.337.885
8302200000	Castors	245.001	1.499.953	385.980	2.106.792
8302300000	Oth Mountings, Fittings And Similar Articles Suitable For Motor Vehicles	295.501	1.711.422	1.830.201	11.227.429
8302413010	Hasps ; Suitable For Building Suitable For Building	289.058	1.116.287	187.932	654.194
8302413090	Bolts, Hooks, Eyes And Staples Suitable For Building	107.668	329.790	81.681	253.973
8302419000	Other Mounting Suitable For Building	489.531	2.510.974	721.739	3.275.779
8302421000	Bolts And Hasps Suitable For Furniture	11.642	130.999	21.506	171.527
8302429000	Other Mounting ; Suitable For Furniture	1.275.392	5.807.846	1.918.425	8.194.134
8302491000	Mounting Of A Kind Suitable For Saddlery	20.640	79.211	29.727	202.423
8302499000	Other Mounting ; Oth Than Of A Kind Suitable For Saddlery	479.268	1.466.173	750.667	2.479.444
8302500000	Hat-racks,hat-pegs, Brackets And Similar Fixtures	155.764	439.639	124.902	679.580
8302600000	Automatic Door Closers	59.979	293.129	123.147	590.807
8303000000	Armoured/reinforced Safes,strong-boxes And Doors And Safe Deposit Lockers	265.520	1.389.795	434.726	2.128.719
8304001000	Filing Cabinets Or Card-index Cabinets	101.870	605.152	195.617	876.833
8304002000	Office Or Desk Equipment Of Copper Or Of Lead	9.781	65.951	73.540	183.620
8304009000	Other Similar Office Or Desk Equipment	443.855	1.042.143	818.351	2.927.983
8305101000	Fittings For Double Loop Wire Binders Double Loop Wire Binders	5.700	22.039	6.752	43.676
8305109000	Fittings For Loose-leaf Binders Or Files Oth Than Double Loop Wire Binders	273.025	915.619	267.223	952.139
8305200000	Staples In Strips	244.174	909.561	206.600	844.142
8305900000	Letter Coners, Paper Clips, Indexingtags Office Articles	121.917	727.803	309.113	1.791.336
8306101000	Bells For Cycles	35.655	71.865	46.123	98.440
8306102000	Bells, Gongs And The Like, Of Copper	98	1.578	1.395	6.071
8306109000	Bells, Gongs And The Like, Oth Than Of Copper	2.760	36.097	33.818	153.632
8306210000	Statuetes And Other Ornamen Plated With Precious Metal	0	46	0	350
8306291000	Statuetes And Other Ornamen, Of Copper Or Lead	0	155	0	1.256
8306299000	Statuetes And Other Ornamen, Of Oth Than Copper Or Lead	3.900	59.511	8.045	117.381
8306301000	Photograph, Picture Or Similar Frames; Mirrors : Of Copper	0	15	0	10
8306309000	Photograph, Picture Or Similar Frames; Mirrors : Of Oth Than Copper	79.849	279.803	134.883	503.187
8307100000	Flexible Tubing Of Base Metal, With Or Without Fitting Of Iron Or Steel	249.497	813.743	1.101.877	3.041.769
8307900000	Flexible Tubing Of Base Metal, With Or Without Fitting Of Other Base Metal	67.381	209.258	189.868	891.656

**I.3. IMPOR MENURUT KOMODITI / IMPORT BY HS COMMODITY**  
**\*\*\* MEI / MAY 2008 \*\*\***

H S	Uraian Komoditi Commodity description	Berat bersih / Net weight (Kg)		Nilai / Value C.I.F ( U S \$ )	
		Bulan ini	Kumulatif	Bulan ini	Kumulatif
		Current month	Cum. Jan. to date	Current month	Cum. Jan. to date
8308100000	Hooks,eyes&eyelet O Base Metal Of A K. Used F Cloth,footwear,awnings&handbags	352.297	1.254.317	2.260.628	8.414.031
8308200000	Tubular/bifurcated Rivets Of Bs Metal Of A Kind Used For Clothing,footwear	31.320	91.112	216.642	751.368
8308901000	Beads Of Base Metal	9.147	64.761	413.566	864.004
8308902000	Spangles Of Base Metal	687	29.758	10.640	355.924
8308909000	Other Clups And Parts	313.551	1.726.925	1.751.404	7.260.835
8309100000	Crown Corks Of Packing Accessories Of Base Metal	171	41.874	10.503	104.423
8309901000	Capsules For Bottles Of Base Metal	29	51.210	769	176.140
8309902000	Top Ends Of Alum. Cans Of Base Metal	59.650	752.000	358.203	3.863.831
8309903000	Other Caps For Cans Of Base Metal	170.286	385.487	355.404	790.009
8309904000	Bungs For Metal Drums; Bung Covers; Seals;case Corner Protectors	13.438	102.516	100.177	631.323
8309905000	Oth Packing Accessories, Of Aluminium	69.988	256.453	443.372	1.966.514
8309909000	Oth Packing Accessories, Of Base Metal	74.180	438.540	871.950	3.943.365
8310000000	Sign , Name, Address And Similar Plates, Numbers, And Oth Symbols, Of Base Metal	31.248	179.118	210.320	1.704.892
8311101000	Coated Electrodes Of Base Metal, For Electric Arc-welding : In Rolls	610.589	3.074.030	712.612	3.362.322
8311109000	Coated Electrodes Of Base Metal,for Elec Tric Arc-welding, In Oth Than Rolls	2.558.564	10.838.024	4.242.775	19.274.675
8311201000	Cored Wire Of Base Metal, For Electric Arc-welding : In Rolls	542.338	2.287.792	1.057.908	4.461.075
8311209000	Cored Wire Of Base Metal, For Electric Arc-welding : In Oth Than Rolls	182.960	874.099	358.732	1.811.137
8311301000	Coated Rods &core Wire Of Base Metal For Sold,braz/welding By Flame In Roll	306.467	1.637.887	852.470	3.647.289
8311309000	Coated Rods & Core Wire, Base Metal,for Sold,braz/weld By Flame In Oth Than Roll	212.909	661.968	894.410	3.251.873
8311900000	Wire And Rods, Of Agglomerated Base Metal Powder, Used For Metal Spraying.	280.259	1.365.107	657.571	4.392.405
8401100000	Nuclear Reactors	268	25.901	14.773	79.159
8401200000	Machin And App For Isotopic Separation, And Parts Thereof Non-irradiated	11	20.301	146	194.184
8401300000	Fuel Elements (cartridges),	13	32	278	3.584
8401400000	Parts Of Nuclear Reactors	0	2.065	0	86.458
8402111000	Watertube Boiler Electric With A Steam Production Exceeding 45 Tons Per Hour	2.027	25.904	33.756	215.320
8402112000	Watertube Boiler Not Electric With A Steam Production Exceeding 45 Tons/ Hour	0	2.069	0	13.332
8402121100	Watertube Boilers Elect. With A Steam 15 Tons <= Steam Prod.< 45tons/hours	294.095	1.505.192	939.707	3.505.272
8402121900	Watertube Boilers Electric With A Steam Prod < 15 Tons /hours	15.745	1.497.358	221.994	5.818.981
8402122100	Watertube Boilers Not Elect. With Steam 15 Tons <= Steam Prod.< 45tons/hours	0	641.862	0	2.042.288
8402122900	Watertube Boilers Not Electric With A 15 Tons <= Steam Prod.< 45tons/hours	10.250	857.679	54.233	2.097.243
8402191100	Electric Boilers With A Steam Prod.< 15 Tons/hours	0	24.002	0	40.795
8402191900	Oth Vapour Elect Generating Boilers,incl Hybrid Boilers, Steam Prod<=15 Ton/hours	207.485	510.034	667.210	1.308.103
8402192100	Oth Not-elect Generating Boilers,incl Hybrid Boilers, Steam Prod >15 Ton/hours	0	3.685	0	14.685
8402192900	Oth Not-elect Generating Boilers,incl Hybrid Boilers, Steam Prod<=15 Ton/hours	23.612	177.031	358.583	816.269
8402201000	Electric Super Heated Water Boilers Electrically Operated	387	28.061	8.895	58.903
8402202000	Electric Super Heated Water Boilers Not Electrically Operated	29	6.769	315	51.462
8402901000	Boiler Bodies Or Shells Generating Boilers	380.590	1.662.256	1.236.903	4.748.879
8402909000	Other Parts Of Steam Or Other Vapour Generating Boilers	1.315.479	4.263.615	11.436.895	32.405.640
8403100000	Boilers Of Central Heating Boilers Other Than Those Of Heading 84.02.	176.002	1.442.577	260.495	5.681.773
8403901000	Boiler Bodies Or Shells Central Heating Boilers Oth Than Those Of Heading 84.02.	0	999.307	0	1.718.721
8403909000	Other Part Of Central Heating Boilers Oth Than Those Of Heading 84.02.	369.407	1.752.573	1.335.762	5.087.338
8404101010	Soot Remover For Use With Boilers Of Heading 84.02	220	42.096	8.725	641.525
8404101090	Oth Auxiliary Plant For Use With Boilers Of Heading 84.02	245.771	5.003.632	1.037.239	15.612.950
8404102000	Oth Auxiliary Plant For Use With Boilers Of Heading 84.03	82.197	300.784	301.146	851.988
8404200000	Condensers For Steam Or Other Vapour Power Units	3.021	550.334	88.156	4.538.990
8404901100	Boiler Bodies Or Shells Of Goods Of Subheading 8404.10.10 :	193	294	28.668	34.432
8404901900	Part Oth Than Boiler Bodies Or Shells Of Subheading 8404.10.10 :	137.376	185.094	645.136	727.268
8404902100	Boiler Bodies Or Shells Of Goods Of Subheading 8404.10.20 :	0	65.772	0	100.501
8404902900	Part Oth Than Boiler Bodies Or Shells Of Goods Of Subheading 8404.10.20 :	45	1.590.541	1.276	10.926.454
8404909000	Other Parts Of Auxiliary Machinery For Use With Boilers	243.025	2.353.738	1.653.288	16.901.812
8405100000	Producer Gas/water Gas Generators,with Or Without Purifiers; Acetylene Gas	777.819	1.889.324	4.766.143	13.363.409
8405900000	Parts Of Producer Gas Or Water Generators	50.379	2.139.816	1.671.914	7.991.407
8406100000	Turbines For Marine Propulsion	687	8.497	8.260	137.096
8406810000	Turbines Oth Than Marine Propulsion Of An Output Exceeding 40 Mw	72.484	14.509.930	4.750.783	65.201.482
8406820000	Turbines Oth Than Marine Propulsion Of An Output Not Exceeding 40 Mw	327.102	2.341.195	1.943.949	15.412.239
8406900000	Parts Of Steam Turbines And Parts	120.929	1.493.095	1.622.887	14.029.844
8407100000	Spark-ignition Rcrprt Piston Engines For Aircraft	10.685	42.925	5.036.833	22.233.060
8407210000	Outboard Motors, Marine Propulsion Engines	168.871	1.723.521	3.839.220	26.074.313
8407291000	Spark-ignition Rcrprt Piston Engn For Oth Marine Prop Egn, Output <= 22.38kw	169.943	906.709	819.633	4.636.025
8407299000	Spark-ignition Rcrprt Piston Engn For Oth Marine Prop Egn, Output >750kw	191.885	224.704	450.547	1.728.775
8407310000	Reciprocating Piston Engine Of Vichile Of Chapter 87 ,capacity <=50 Cc	11.131	14.599	6.082	8.189
8407320000	Reciprocating Piston Engine Of Vichile Of Chapter 87 ,50cc< Capacity <=250 Cc	1.158.436	6.008.239	11.016.935	47.558.662
8407330000	Reciprocating Piston Engine Of Vichile Of Chapter 87 ,250cc< Capacity <=1000 Cc	0	510	0	32.044
8407341000	Piston Eigne For Pedestrian Controlled Tractors, Cylinder Capacity <= 1,100 Cc	5.290	234.540	98.104	1.307.235
8407343000	Spark Ignition Rcrprt Piston Engn Of A Cyl.capa Exc.1000 Cc For Vhc.of Hd 87.11	1.607	8.957	35.700	194.442
8407349000	Piston Engn Of A Capacity Exc. 1000 Cc Oth.for Tractors,vhc.of Hd 87.11, 87,01	1.282.829	3.887.966	5.471.057	26.882.989
8407901000	Oth Spark-ignition Recipro Pist Engine Of A Power Not Exceeding 18.65 Kw	312.824	1.340.526	686.451	2.242.422
8407902000	Oth Spark-ignition Recipro Pist Engine Power > 18.65 Kw And <= 22.38	0	52.477	0	60.565
8407909000	Oth Spark-ignition Recipro Pist Engine Of A Power > 22.38kw (30hp)	9.075	103.339	22.085	388.439
8408104000	Comprss-igntn Piston Eng.for Marine Propulsion Of A Power Not Exceed 750 Kw	1.239.871	3.221.715	1.277.090	4.473.115
8408109000	Comprss-igntn Piston Eng.for Marine Propulsion Of A Power Exceeding 750 Kw	293.218	2.745.255	6.398.611	50.764.483
8408201100	Comprss-igntn Piston Engines For Vhcls 8701.10, Output <= 60 Kw	61.539	63.585	987.393	988.686
8408201200	Comprss-igntn Piston Eng Oth For Vhcls 8701.10, Output <= 60kw,fully Ass	592.015	2.389.363	931.017	2.659.183
8408201900	Comprss-igntn Piston Engines For Vhcls Oth 87,not Fully Assemble,output < 60kw	349.127	1.560.406	2.321.808	13.717.775
8408209100	Comprss-igntn Piston Engines For Vhcls 8701.10, Oth Output Not Exceed 60 Kw	317	2.007	8.168	36.095
8408209200	Comprss-igntn Piston Eng Oth For Vhcls 8701.10,oth.output <= 60kw,full Ass	688.675	3.275.855	9.078.219	35.910.352
8408209900	Comprss-igntn Pist Engines Oth For Vhcl 8701.10,oth.output <= 60kw,not Fully Ass	2.043	307.046	57.088	2.484.862
8408901010	Comprss-igntn Piston Engn For Earth Move Mach. Of An Output Not Exc. 18.65 Kw	20.032	673.805	275.421	5.894.416
8408901020	Comprss-igntn Piston Engn,railway Loc/ Tramway Vhc.of Output Not Exc.18,65 Kw	9.870	9.883	19.540	20.006
8408901090	Compr-ign Piston Engn Oth For Earth Move Mach,railway Loc.output Not Exc.18,65kw	1.983.482	11.758.935	2.451.736	13.129.757
8408905010	Comprss-igntn Piston Engn For Earth Move Mach. Of An Output Exc. 100 Kw	0	2.981	0	85.653

**I.3. IMPOR MENURUT KOMODITI / IMPORT BY HS COMMODITY**  
**\*\*\* MEI / MAY 2008 \*\*\***

H S	Uraian Komoditi Commodity description	Berat bersih / Net weight (Kg)		Nilai / Value C.I.F ( U S \$ )	
		Bulan ini	Kumulatif	Bulan ini	Kumulatif
		Current month	Cum. Jan. to date	Current month	Cum. Jan. to date
8408905020	Comprss-ign Piston Engrn For Railway Loc/ Tramway Vhc.of An Output Exc. 100 Kw	0	60	0	1.173
8408905090	Compr-ign Piston Engrn Oth.for Earth Move Mach,railway Loc. An Output Exc. 100 Kw	641.212	2.560.218	6.344.903	25.569.310
8408909100	Compr-ign Piston Eng For Earth Move Mach Oth.an Output>100kw, And <=18,65 Kw	44.899	393.405	92.310	592.826
8408909200	Compr-ign Piston Eng For Railway Loc/tram Vhc.oth.output > 100kw,and <= 18,65kw	0	98.022	0	628.591
8408909900	Comp.ign.piston Eng.oth,earth Move Mach Rail Loc. Oth Output Exc.100kw,not18,65	684.219	3.779.975	1.637.652	7.776.242
8409100000	Parts Suitable For Aircraft Engines	1.726	24.421	1.931.720	4.546.230
8409911100	Carburettors & Parts Thereof For Earth Moving Machinery, Spark-ignition	14.166	89.861	438.922	3.059.753
8409911200	Cylinder Blocksfor Earth Mov Machinery, Spark-ignition	6.436	13.737	17.825	88.901
8409911300	Cylinder Linersfor Earth Mov Machinery, Spark-ignition	14.980	28.230	135.762	205.751
8409911400	Heads And Head Coverfor Earth Machinery, Spark-ignition	11.954	107.833	196.411	1.080.842
8409911500	Pistons For Earth Mov Machinery, Spark-ignition	58.629	119.022	460.951	1.521.087
8409911600	Piston Rings,gudgeon Pinsfor Earth Move Machinery, Spark-ignition	10.928	154.857	145.971	5.290.272
8409911900	Oth Parts Suitable For Earth Moving Machinery, Spark-ignition	20.223	233.340	142.416	1.676.704
8409912100	Carburettors&part Thereof For Vhcles Of 87.01, Power =< 22.38 Kw, Spark-ignition	12.294	54.803	120.559	470.147
8409912200	Cylinder Blocks For Vehicle Of Head 87.01 Power =< 22.38 Kw, Spark-ign	431	12.782	17.142	98.530
8409912300	Cylinder Liners For Vehicle Of Head 87.01 Power =< 22.38 Kw, Spark-ign	972	4.001	3.082	23.185
8409912400	Heads And Head Cover For Vhcls Of 87.01 Power =< 22.38 Kw, Spark-ign	2.149	10.907	44.298	113.297
8409912500	Pistons For Vehicles Of 87.01, Power =< 22.38 Kw, Spark-ign	1.416	9.699	43.848	283.872
8409912600	Piston Rings & Gudgeon Pins For Vhcls Of 87.01,power =< 22.38 Kw, Spark-ign	74	1.851	153	2.667
8409912900	Oths Parts Suitable For Vehicles 8701, Power =< 22.38 Kw, Spark-ignition	11.808	25.030	337.952	593.581
8409914100	Carburettors And Parts Thereof For Vehicles 87.11, Spark-ignition	531.058	1.994.288	12.763.188	45.273.967
8409914200	Cylinder Blocks, Crank Cases For Vhcls 87.11,spark-ignitio	361.976	1.218.379	2.017.349	7.451.345
8409914300	Cylinder Liners For Vehicles 87.11,spark-ignition	1.968	21.423	4.837	46.684
8409914400	Heads And Head Cover For Vehicles 87.11,spark-ignition	286.872	1.080.297	3.698.215	17.674.317
8409914500	Pistons For Vehicles 87.11,spark-ignitio	88.583	328.870	627.531	2.828.005
8409914600	Piston Rings And Gudgeon Pins For For Vehicles 87.11,spark-ignition	20.573	111.242	387.489	2.035.939
8409914900	Oth Parts Suitable For Vehicles Heading 87.11, Spark-ignition	440.097	1.783.601	6.580.787	28.535.834
8409915100	Caburettors And Parts Thereof For Oth Vehicles Of Chapter 87, Spark-ignition	47.164	217.641	785.446	4.277.890
8409915200	Cylinder Blocks, Crank Cases For Oth Vehicles Of Chapter 87, Spark-ignition	343.726	1.815.055	4.427.570	22.543.869
8409915300	Cylinder Liners For Oth Vehicles Of Chapter 87, Spark-ignition	28.001	166.766	49.830	299.405
8409915400	Heads And Head Cover For Oth Vehicles Of Chapter 87, Spark-ignition	61.114	334.332	416.981	3.069.513
8409915500	Pistons For Oth Vehicles Of Chapter 87, Spark-ignition	56.458	282.086	870.651	4.573.305
8409915600	Piston Rings And Gudgeon Pins For Oth Vehicles Of Chapter 87, Spark-ignition	77.403	309.434	794.144	3.472.107
8409915900	Oth Parts Suitable For Vehicles For Oth Vehicles 87, Spark-ignition	1.007.041	4.962.213	12.847.853	62.284.309
8409916100	Cyl.block,crank Case,marine Propul Eng, Power<= 22.38kw For Vssl Of 89 Spark-ign	118	2.984	95	2.689
8409916200	Piston For Marine Propuls Eng, Power<= 22.38 Kw For Vssls Of 89, Spark-ign	4.100	14.338	2.682	8.549
8409916300	Oth.for Vssls Chapt.89,marine Propl Eng Of A Power <= 22.38 Kw, Spark-ignition	2.671	15.254	12.830	103.569
8409916400	Cyl.block,crank Cases,marine Propuls Eng Power>22.38kw For Chapter 89,spark-ign	261	8.398	13.209	85.058
8409916500	Pistons For Marine Propuls Eng.of Power> 22.38 Kw For Vssls Of 89,spark-ign	1.030	14.489	31.429	190.701
8409916600	Oth.for Chapt.89 For Marine Propuls Eng, Of A Power=22.38 Kw, Spark-ignition	9.072	77.219	196.495	490.218
8409917100	Carburettors & Parts Thereof For Oth Engines, Spark-ignition	12.636	39.296	28.483	83.149
8409917200	Cylinder Block For Oth Eng,spark-ign	89.653	278.466	347.582	1.013.098
8409917300	Cylinder Liner For Oth Eng,spark-ign	33.654	128.825	106.743	629.836
8409917400	Heads And Head Cover For Oth Engines, Spark-ignition	2.445	23.803	65.766	271.564
8409917500	Pistons For Oth Engines,spark-ignition	34.235	186.624	466.611	2.422.147
8409917600	Piston Rings And Gudgeon Pins For Oth Engines, Spark-ignition	4.235	37.343	132.952	603.669
8409917900	Oth Parts For Oth Engines, Spark-ignition	284.925	1.521.874	2.027.201	11.807.675
8409991100	Carburettors & Parts Thereof For Earth Moving Machinery, Comp-ignition	1.565	14.955	137.905	853.077
8409991200	Cylinder Blocks For Earth Moving Mach, Comp-ignition	19.924	85.460	339.968	1.016.909
8409991300	Cylinder Liners For Earth Moving Mach, Comp-ignition	23	19.559	459	82.971
8409991400	Heads And Head Cover For Earth Moving Machinery, Comp-ignition	6.030	33.142	130.626	625.399
8409991500	Pistons For Earth Moving Machinery, Comp-ignition	12.355	42.488	41.940	207.950
8409991600	Piston Ring & Gudgeon Pin For Earth Move Machinery, Comp-ignition	275	6.862	7.429	68.235
8409991900	Oth Parts Suitable For Earth Moving Machinery, Comp-ignition	63.529	183.952	458.380	2.571.364
8409992100	Carburettors&part Thereof For Vehicles Of 87.01 Comp-ignition	14.856	39.217	15.046	35.969
8409992200	Cylindr Blocks For Vehicles Of 87.01 Comp-ignition	28.143	174.077	34.389	169.974
8409992300	Cylindr Liners For Vehicles Of 87.01 Comp-ignition	10.389	68.709	18.466	101.772
8409992400	Heads And Head Cover For Vhcls Of 87.01 Comp-ignition	4.247	39.528	8.117	150.255
8409992500	Pistons For Vehicles Of 87.01, Comp-ignition	6.578	35.045	11.249	65.315
8409992600	Piston Ring&gudgeon Pin For Vhcls Of 87.01 Comp-ignition	532	2.314	1.733	7.168
8409992900	Oths Parts Suitable For Vhcls 87.01, Comp-ignition	46.924	1.169.078	82.871	9.624.167
8409994100	Caburettors And Parts Thereof For Oth Vehicles Of Chapter 87, Comp-ignition	63.616	112.064	755.122	975.179
8409994200	Cylinder Blocks For Oth Vhcls Of Chapt 87, Comp-ignition	691.488	1.235.378	1.500.897	3.256.371
8409994300	Cylinder Liners For Oth Vehicles Of Chapter 87,comp-ignition	15.065	74.517	106.735	580.163
8409994400	Heads And Head Cover For Vehicles Of Chapter 87,comp-ignition	130.519	221.543	1.297.092	1.720.199
8409994500	Pistons For Oth Vehicles Of Chapter 87,comp-ignition	130.106	231.210	263.746	645.034
8409994600	Pistons Ring & Gudgeon Pins For Vhcls Of Chapter 87, Comp-ignition	53.980	123.367	226.045	447.289
8409994900	Oth Parts Suitable For Vehicles For Oth Vehicles 87, Comp-ignition	1.233.534	2.323.452	7.098.153	15.850.998
8409995100	Cyl.block,crank Case,marine Propuls.eng, Power<= 22.38kw For Vssl Of 89,comp-ign	0	5.607	0	3.567
8409995200	Piston For Marine Propul Eng Of Power<= 22.38 Kw For Vssls Of 89,comp-ignition	85	194	14.797	16.207
8409995300	Oth.for Vssls Chapt.89,marine Propul Eng Of A Power<= 22.38 Kw, Comp-ignition	5.274	15.355	6.341	36.638
8409995400	Cyl.block,crank Cases,marine Propuls Eng Of Power>22.38kw For Vssl 89, Comp-ign	0	44	0	168
8409995500	Pistons For Marine Propuls Eng.of Power > 22.38 Kw For Vssls Of 89,comp-ign	51	624	103	5.485
8409995600	Oth.for Vssls,chap89,marine Propuls Eng Of A Power>22.38 Kw, Comp-ignition	7.034	62.877	75.780	488.260
8409996100	Carburettors & Parts Thereof For Oth Engines, Comp-ignition	3.282	19.326	6.500	36.424
8409996200	Cylinder Blocks For Oth Engines, Comp-ignition	80.174	170.719	262.691	910.490
8409996300	Cylinder Liners For Oth Engines, Comp-ignition	99.067	579.504	322.766	1.818.159
8409996400	Heads And Head Cover For Oth Engines, Comp-ignition	42.124	168.248	668.206	1.850.234
8409996500	Pistons For Oth Engines, Comp-ignition	102.960	349.850	626.685	2.404.126
8409996600	Piston Rings And Gudgeon Pins For Oth Engines, Comp-ignition	24.829	72.872	71.631	601.709
8409996900	Oth Parts For Oth Engines, Comp-ignition	1.195.939	5.558.749	12.325.648	52.151.873

**I.3. IMPOR MENURUT KOMODITI / IMPORT BY HS COMMODITY**  
**\*\*\* MEI / MAY 2008 \*\*\***

H S	Uraian Komoditi Commodity description	Berat bersih / Net weight (Kg)		Nilai / Value C.I.F ( U S \$ )	
		Bulan ini	Kumulatif	Bulan ini	Kumulatif
		Current month	Cum. Jan. to date	Current month	Cum. Jan. to date
8410110000	Hydraulic Turbine&water Wheels Of Power <= 1,000 Kw	425.245	576.179	2.819.175	3.737.029
8410120000	Hydraulic Turbines And Water Wheels Of A Power>1,000 Kw But Not Exceed 10,000	8.261	94.234	10.827	822.052
8410130000	Hydraulic Turbines And Water Wheels Of A Power Exceeding 10,000 Kw	125	125	732	732
8410900000	Parts Hydraulic Turbines, Water Wheels, Including Regulators	9.877	641.205	124.484	5.766.646
8411110000	Turbo-jets Of A Thrust Not Exceed 25 Kn	5.160	7.942	154.021	296.199
8411120000	Turbo-jets Of A Thrust Exceeding 25 Kn	4.990	481.094	315.499	9.846.615
8411210000	Turbo-propellers Of A Power Not Exceed 1,100 Kw	277	8.428	303.637	670.260
8411220000	Turbo-propellers Of A Power Exceeding 1,100 Kw	0	122.666	0	3.602.585
8411810000	Oth Gas Turbines Of A Power Not Exceed 5,000 Kw	16.416	29.895	1.336.846	1.741.568
8411820000	Oth Gas Turbines Of A Power Exceeding 5,000 Kw	622.693	1.360.531	29.261.407	42.158.233
8411910000	Parts Of Turbo-jets/turbo-propellers	8.151	38.117	870.465	3.570.993
8411990000	Oth Parts Of Gas Turbines	155.928	2.013.850	18.399.375	78.993.607
8412100000	Reaction Engines Oth Than Turbo-jets	428	31.384	22.697	94.799
8412210000	Hydraulic Power Engines And Motors With Linear Acting (cylinders)	228.673	1.147.476	2.383.725	9.892.553
8412290000	Oth Hydraulic Power Engines And Motors	206.414	1.532.395	2.874.575	13.547.616
8412310000	Linear Act (cylinders), For Pneumatic Power Engines And Motors	11.728	30.908	190.409	928.148
8412390000	Oth Linear Acting (cylinders) For Pneumatic Power Engines And Motors	8.466	34.057	93.682	643.583
8412800000	Oth Engines And Motors	25.383	186.697	405.313	4.665.900
8412901000	Parts Of Reaction Engines Of Subhead 8412.10.00	2.632	51.086	24.711	216.232
8412909000	Oth Parts Of Power Engines & Motors	50.506	436.440	536.265	3.958.103
8413110000	Pump Fitted/design To A Measu Device For Dispnsng Fuel/lubric,used In Fill Stat	43.536	1.090.931	272.816	14.000.492
8413191000	Pumps Fitted/Designed To A Measuring Device Electrically Operated	66.355	593.376	826.119	7.028.636
8413192000	Pumps Fitted/Designed To A Measuring Device And Not Electrically Operated	2.299	67.576	59.319	522.831
8413201000	Water Pump For Hand Pump,oth Than Those Of Subheading 8413.11or 8413.19	99.920	220.182	221.037	505.329
8413209000	Oth Hand Pumps, Oth Than Those Of Subheading 8413.11or 8413.19	173.305	855.785	461.167	3.470.479
8413301100	Fuel,lubric.,cool Medium Pump,earth Move Mach/motor Vhcle, Recipro/rotary Type	697.254	1.582.504	1.630.950	10.200.489
8413301900	Fuel,lubric.,cool Medium Pump,earth Move Mach/motor Vhcl,not Recipro/rotary Type	979.188	3.437.330	12.183.890	39.236.451
8413309100	Oth Fuel,lubric,cool Medium Pumps,inter Combust Piston Eng Recipro/rotary Type	73.385	347.101	1.006.564	3.507.802
8413309900	Oth Fuel,lubric,cool Medium Pumps,inter Combust Piston Eng Oth Recipro/rotary Typ	140.728	616.382	2.950.566	9.858.676
8413401000	Concrete Pumps, Electrically Operated	9.154	162.551	368.740	1.513.248
8413402000	Concrete Pumps, Not Electric Operated	0	11.102	0	67.642
8413501000	Oth Reciprocating Positive Displacement Pumps, Electric Operated	71.024	329.183	1.457.308	4.093.309
8413502000	Oth Reciprocating Positive Displacement Pumps,not Electric Operated	22.539	281.458	11.692	466.341
8413601000	Oth Rotary Positive Displacement Pumps , Electrically Operated	110.943	598.170	818.144	3.761.176
8413602000	Oth Rotary Positive Displacement Pumps , Not Electrically Operated	9.341	23.544	268.918	887.565
8413701000	Single Stage,water Pump For Belt Driver Or Direct Coupling	330.402	1.489.420	1.825.175	6.944.034
8413702200	Impulse-turbo Water Pumps Of < 100 W &electrically Operated For Household Use	0	46.560	0	61.741
8413702900	Impulse-turbo Water Pumps Of A Capacity> 100w Electric Operated For Household	643.065	4.034.236	4.661.915	26.570.137
8413703000	Oth Centrifugal Pumps Not Electrically Operated	193.462	541.847	510.855	1.522.876
8413811000	Oth Pumps, Electrically Operated	1.519.582	6.455.046	11.014.397	41.735.525
8413812000	Oth Pumps, Not Electrically Operated	127.349	657.267	1.560.280	5.817.408
8413821000	Liquid Elevators, Electrically Operated	820.442	2.653.282	1.377.161	6.328.573
8413822000	Liquid Elevators,not Electric Operated	20.385	161.683	48.836	2.024.564
8413911000	Parts Of Pumps Of Subheading 8413.20.10	56.652	309.979	668.688	2.141.575
8413912000	Parts Of Pumps Of Subheading 8413.20.90	282	108.100	13.627	269.585
8413913000	Parts Of Pumps Of Subheading 8413.70.10	113.693	305.965	1.833.131	3.636.437
8413914000	Parts Of Pumps Of Oth Centrifugal Pumps	104.430	957.633	1.035.455	9.289.340
8413915000	Parts Of Oth Pumps,electric Operated	923.926	3.610.868	6.396.311	32.689.229
8413919000	Parts Of Oth Pumps,not Electric Operated	163.856	704.420	3.733.670	12.520.013
8413921000	Part Of Liquid Elevator,electric Operate	136.527	727.541	231.882	880.155
8413922000	Part Of Liquid Elevators, Non Electrically Operated	1.364	13.442	7.585	62.773
8414101000	Electrically Operated, Vacuum Pumps	221.486	612.359	1.251.521	5.261.863
8414102000	Not Electrically Operated, Vacuum Pumps	7.064	30.806	88.279	385.477
8414201000	Bicycle Pump,hand/foot Operated Air Pump	184.507	762.841	166.672	591.367
8414209000	Oth Than Bicycle Pump,hand/foot Operated Air Pumps	18.234	172.175	126.215	567.244
8414301000	Compressor, Capacity>21kw/hour Having Displace/revolution >220cc	1.447.058	4.754.993	5.113.558	16.385.545
8414309000	Compress,oth.capacity>21kw/hour ,have Displace/revolution > 220cc	2.976.289	11.271.573	12.327.559	52.554.197
8414400000	Air Compressors Mounted On A Wheeled Chasis For Towing	445.032	2.582.197	1.608.200	8.775.285
8414511000	Table Fans & Box Fan With A Self Cont Electric Motor Of An Output <= 125 W	36	73.557	868	465.955
8414519000	Oth Than Table Fan Box Fan With Self Cont Electric Motor Of An Output <= 125 W	180.408	887.391	878.671	2.897.605
8414591000	Oth Fans Of A Capacity <= 125 Kw	61.957	453.990	539.078	3.155.412
8414599000	Oth Fans Oth Of A Capacity <= 125 Kw	238.539	606.152	551.548	3.705.415
8414601000	Hoods Having A Max Horizontal Side Not Exceeding 120 Cm, Fitted With A Filter	21.321	204.114	98.354	803.401
8414609000	Hoods Having A Max Horizontal Side Not Exceed 120 Cm,not Fitted With A Filter	76.490	472.951	309.018	1.663.473
8414801100	Hoods Having A Maximum Horizontal Side Exceeding 120 Cm, Fitted With A Filter	24.192	223.520	97.418	1.887.799
8414801200	Hoods Having A Maximum Horizontal Side >120cm,not Fitt With Filter For Ind Use	36.529	382.929	223.385	2.136.217
8414801900	Hoods Have A Max Horizontal Side>120cm Not Fitt With Filt Oth Than For Ind Use	4.257	15.880	6.312	25.657
8414803000	Free Piston Generators For Gas Turbines	6.089	74.586	194.547	1.766.477
8414804100	Gas Compr Modul For Use In Oil Drill Oth Than Those Of Subhd 841430 And 8414.40	946.609	1.512.156	37.868.951	45.219.093
8414804200	Oth Than Gas Compres,capacity>21kw/hour Displace/revolution > 220cc	178.136	492.525	806.863	6.030.631
8414804900	Oth Than Gas Compres,oth Capa>21kw/hour Have A Displace/revolution > 220 Cc	276.926	1.682.449	3.409.235	26.424.331
8414805100	Electrically Operated, Air Pumps	33.413	112.018	251.105	689.491
8414805900	Not Electrically Operated, Air Pumps	2.791	54.525	54.496	614.971
8414809110	Electrically Operated,blowers & The Like	138.207	774.710	1.124.841	7.162.751
8414809190	Electrically Operated, Oth Than Blowers & The Like	103.269	387.172	616.798	3.259.260
8414809900	Oth Air Pumps, Not Electrically Operated	17.706	52.022	61.215	207.737
8414901100	Parts Of Pumps/compressors,of Electric Operated Equipment	216.796	1.233.664	1.573.644	11.587.318
8414901200	Parts Of Electric Operated Equipment Of Sub Headings 8414.60/8414.80	51.178	498.780	956.281	10.285.096
8414901900	Oth Parts Of Electrically Operated Equipment	597.660	2.808.253	1.834.878	11.347.848
8414909100	Parts Of Non Electric Operated Equip Of Subheading 8414.10, 8414.20/8414.40	51.544	202.056	91.784	447.878
8414909900	Oth Parts Of Non Electrically Operated Equipment	188.597	1.098.901	2.018.545	9.413.078



**I.3. IMPOR MENURUT KOMODITI / IMPORT BY HS COMMODITY**  
**\*\*\* MEI / MAY 2008 \*\*\***

H S	Uraian Komoditi Commodity description	Berat bersih / Net weight (Kg)		Nilai / Value C.I.F ( U S \$ )	
		Bulan ini	Kumulatif	Bulan ini	Kumulatif
		Current month	Cum. Jan. to date	Current month	Cum. Jan. to date
8415100000	Air Conditioning Mach, windows/wall Types Self-contained/ split System'	2.999.850	15.459.780	15.662.226	76.144.042
8415811100	Inc.refri, reversible Heat Pump, used In Aircraft Of An Output <= 21.10 Kw	32.458	122.224	141.421	328.295
8415811200	Inc.refri, reverse Heat Pump, used In Air Craft Ouput>21.10kw, air Flow>67.96m3/min	1.636	125.263	4.666	1.252.778
8415811900	Inc.refri, reverse Heat Pump, used In Air Craft Oth.of Output >21.10kw/not	16.625	39.875	524.600	666.453
8415812000	Inc.refri, reverse Heat Pump, used In Ril Way Rolling Stock	0	487	0	550
8415813000	Inc.refri, reverse Heat Pump Of Road In Vehicles Oth Those Of Subhd 8415.20	0	3.471	0	9.682
8415819100	Refri, revrse Heat Pump, oth. used Airoraf Rail, road, output>21.10kw, airfl>67.96m3/m	23.099	30.823	364.234	464.454
8415819900	Refri, revrse Heat Pump, oth. used Airoraf Rail, road, output<21.10kw, airfl>67.96m3/m	1.518	70.261	21.984	543.564
8415821100	Oth, incorp A Refrigerat Unit Of Used Aircraft, output>21.10kw, airfl>67.96m3/m	0	4.640	0	6.940
8415821900	Oth, incorporat.a Refri Unit Of Used Air Craft Oth.output>21.10kw, airfl>67.96m3/m	16.947	22.000	244.453	262.069
8415823000	Oth, incorporat.a Refri Unit Of A Kind Use In Road Vhcle Oth.those Subhd8415.20	4.569	8.961	29.659	120.017
8415829000	Oth, incorporat.refri Unit Oth.of A Kind Used In Aircraft, railway, road Vehicles	151.130	623.954	1.537.313	4.984.881
8415831900	Not Inc. A Refri Unit, used In Aircraft Oth Of Output>21.10kw, airflow >67.96m3/m	0	211	0	12.245
8415833000	Not Incorporat.a Refri Unit Of A Kind Used In Road Vhcl Oth.those Subhd8415.20	0	768	0	5.315
8415839000	Not Incorp A Refri Unit Oth.of A Kind Used In Aircraft, railway, road Vehicles	368.849	1.603.423	1.688.071	8.133.137
8415901200	Chassis/cabinet, welded& painted, parts Of Machines Of An Output <= 21.10 Kw	289.301	883.750	747.609	2.498.972
8415901900	Oth Chassis/cabinet, welded& painted, part Of Machines Of An Output<= 21.10 Kw	256.188	1.877.703	1.565.689	12.713.160
8415902100	Chassis/cabinet, welded& painted, parts Of Mach. of Output>21.10 Kw, airflow>67.96m3/m	0	3.510	0	12.679
8415902200	Oth Chassis/cabnt, welded& paint, part Of Mach. of Output>21.10 Kw, airflow>67.96m3/m	21.530	23.678	47.101	73.047
8415902900	Oth, chass/cab, welded& paint, part Of Mach Of Output>21.10kw, oth Airflow>67.96m3/m	24.781	75.683	568.270	1.268.837
8415903190	Cab, weld/paint, part Of Mach Output 26.38 -52.75kw, airflow>67.96, oth Use Air/rail	8.443	25.163	74.477	201.470
8415903200	Oth Cabinet, weld/paint, part Of Mach Of Output 26.38-52.75kw, air Flow>67.96	265	9.396	6.576	72.916
8415903390	Cab, weld/paint, part Mach Output 26.38-52.75kw, oth Airflow>67.96, oth Use Air/rail	0	180	0	1.105
8415903900	Oth Cab, weld/paint, part Mach Of Output 26.38-52.75kw, airflow>67.96, use Air/rail	5.937	34.287	101.455	289.137
8415904190	Chas/cab, weld/paint, part Mach A Output >52.75kw, airflow>67.96, oth Use Air/rail	0	391	0	16.609
8415904200	Oth Chas/cab, weld/paint, part Of Mach Of Output > 52.75kw, air Flow>67.96	118.246	529.076	1.487.875	8.324.652
8415904390	Chas/cab, weld/paint, part Mach A Output >52.75kw, oth Airflow>67.96, use Air/rail	10.706	92.557	562.045	1.965.819
8415904900	Chas/cab, weld/paint, part Mach Output >52, 75kw, oth Airflow>67.96, oth Use Air/rail	114.211	510.669	570.957	3.181.415
8416100000	Furnace Burners For Liquid Fuel	16.929	80.439	688.040	1.925.299
8416200000	Oth Furnace Burner, includ Combination Burners	235.725	1.465.648	1.130.536	8.298.320
8416300000	Mechanical Stokers, including Their Mech Grate, mech Ash Discharg&similar App	131.619	543.729	323.369	1.998.315
8416900000	Parts Of Furnaces Burners For Liquid/ Solid/gas Fuel, Mechanical Stokers	49.079	535.152	305.973	4.950.237
8417100000	Furnaces & Ovens For The Roast, melt/oth Heat Treat, of Ore, pyrite Metal Non-elect	226.207	4.212.075	1.509.578	14.195.344
8417200000	Bakery Ovens, including Biscuit Oven, non Electric	105.572	475.427	1.964.667	6.374.302
8417800010	Incinerators, Non-electric	0	8.207	0	167.512
8417800090	Oth Than Incinerators, Non-electric	205.294	1.645.484	1.223.320	14.970.962
8417900000	Part Furnaces & Ovens For The Roasting, Melting Non-electric	304.619	1.316.273	1.473.712	10.226.169
8418101010	Household Type, Comb Refrigrtr-freeze Capacity < 230 L	27.129	631.769	92.945	2.350.307
8418101090	Household Type, Comb Refrigrtr-freeze Capacity > 230 L	323.070	1.412.555	1.660.870	6.524.333
8418109000	Comb Refrigrtr-freeze Fitted With Seprt Extrnl Doors, Oth Than Household Type	167.263	973.749	476.475	3.097.915
8418210010	Refrigerator, household Typ With Compres Type Of Capacity Not Exceeding 230 L	82.142	853.560	313.565	3.125.454
8418210090	Refrigerator, household Typ With Compres Type Of Capacity > 230 L	44.210	509.211	199.015	2.319.624
8418290010	Refrigerator, household Type Oth Than Compress Type Of Capacity<=230 L	12.964	21.427	68.670	106.189
8418290090	Refrigerator, household Type Oth Than Compress Type Of Capacity > 230 L	4.332	19.628	26.903	86.384
8418300000	Freezer Of The Chest Type, Not Exceed 800 l Capacity	173.366	909.646	489.487	2.589.096
8418400000	Freezer Of The Upright Type, Not Exceed 900 l Capacity	3.878	15.553	33.941	107.913
8418501000	Refrigerating Chambers, Capacity > 200 L	71.835	134.955	138.383	360.583
8418509000	Refrigerating Chambers Not Exceeding 200 Capacity	404.852	1.582.439	1.986.069	6.915.994
8418610000	Heat Pump Oth Than Acmachines Of Heading 84.15	22.871	72.911	346.260	558.560
8418691000	Beverage Coolers	30.042	114.190	207.350	670.384
8418692000	Water Chillers With A Refrigerating Capacity Of 100,000 l/more	37.742	409.826	187.096	3.512.559
8418693000	Drinking Water Coolers	12.713	169.285	117.910	1.395.972
8418695000	Scale Ice-maker Units	16.073	78.015	97.968	704.845
8418699000	Oth Refrigrtr/freez Equip, oth Than Heat Pump Oth Than Air Condition Mach Hd84.15	169.628	998.314	639.253	7.619.890
8418911000	Part For Good, sub 8418.(10,21,29,30,40), furniture To Refri/freez	122.313	211.303	387.127	789.253
8418919000	Oth Parts Furniture Designed To Receive Refrigerat/freezing Equipment	89.514	719.744	320.614	2.441.229
8418991000	Evaporators And Condensers	443.153	2.083.680	2.190.518	10.081.752
8418992000	Cabinets And Doors, Welded/painted	401.972	1.618.951	655.631	2.797.473
8418994000	Aluminium Rollbonds For Sub 8418.10.10, 8418.21, 8418.22 And 8418.29	80.877	222.210	481.085	1.222.644
8418999000	Oth Part Refrig & Freezers Equipment Electric/oth	790.423	1.890.760	2.214.188	6.628.583
8419111000	Instant Gas Water Heaters, for Household Type, Non Electric	18.809	135.999	97.661	1.035.879
8419119000	Instant Gas Water Heaters For Oth Than Household Type, Non Electric	13.308	54.952	45.986	785.545
8419191000	Oth Instant Gas Water Heaters For House Hold Type, non Electric	27.028	45.170	125.242	167.702
8419199000	Oth Instant Gas Water Heaters For Oth Than Household Type, non Electric	362.883	1.470.173	731.996	2.816.508
8419200000	Medical, surgical/laboratory Sterilisers	12.086	120.881	293.163	4.013.069
8419311010	Evaporators, dryers For Agri Products, Electrically Operated	22.364	177.562	124.254	1.327.921
8419311090	Oth.than Evaporators, dryers For Agri Products, Electrically Operated	381.405	650.174	304.481	1.571.823
8419312010	Evaporators, dryers For Agri Products, Non Electrically Operated	92.828	113.533	393.231	554.329
8419312090	Oth.than Evaporators, Dryers For Agri Products, non Electrically Operated	38.877	70.491	433.588	488.573
8419321000	For Wood, Paper Pulp, Paper/paperboard, Electrically Operated	179.509	1.449.466	2.294.159	32.257.323
8419322000	For Wood, Paper Pulp, Paper/paperboard, Non Electrically Operated	7.465	21.622	17.060	165.203
8419391100	Machinery By A Procs Involving Heating For The Printed Of Electricall Operated	203	30.393	1.279	1.433.966
8419391900	Oth Machinery By A Process Involving Heating For The Printed Of Elect Oper	388.642	1.064.225	4.071.634	8.976.779
8419392000	Machinery By A Procs Involving Heating For The Printed Of Not Electric Operat	1.742	29.193	2.800	74.860
8419401000	Distilling/rectifying Plant Electrically Operated	212.014	452.266	2.355.808	9.499.596
8419402000	Distilling/rectifying Plant Not Electrically Operated	2.753	10.908	58.177	223.655
8419501000	Cooling Towers	405.584	982.034	1.139.504	3.818.698
8419502000	Condensers For Air Conditioners For Motor Vehicles	46.043	323.936	755.691	5.679.592
8419503000	Oth Condensers For Air Conditioners	31.000	536.441	344.438	2.944.389
8419504000	Oth Condensers Electrically Operated	225.560	1.344.569	2.112.775	16.987.687
8419509000	Oth Condensers Not Electrically Operated	65.541	545.488	921.569	14.440.291

**I.3. IMPOR MENURUT KOMODITI / IMPORT BY HS COMMODITY**  
**\*\*\* MEI / MAY 2008 \*\*\***

H S	Uraian Komoditi Commodity description	Berat bersih / Net weight (Kg)		Nilai / Value C.I.F ( U S \$ )	
		Bulan ini	Kumulatif	Bulan ini	Kumulatif
		Current month	Cum. Jan. to date	Current month	Cum. Jan. to date
8419601000	Machinery For Liquefying Air/oth Gases Electrically Operated	63.897	106.375	803.861	3.987.885
8419602000	Machinery For Liquefying Air/oth Gases Not Electrically Operated	500	18.902	10.103	306.876
8419811000	Oth.mach.plant & Equip For Making Hot Drinks/for Cook/heat Food,elect Operated	21.115	231.436	103.524	1.040.023
8419812000	Oth.mach.plant&equip For Make Hot Drink /for Cook/heat Food,not Elect Operated	15.331	95.198	60.990	501.230
8419891100	Evaporators For Air-conditioning Mach For Motor Vehicles,electricall Operated	59.445	349.932	1.026.625	5.652.391
8419891300	Machinery By A Proce Involving Heating Electr For The Manuf Of Pcb/pwb's/pca's	1.005	37.099	11.248	297.466
8419891900	Oth Mach For Making Hot Drinks/for Cooking/heating Food,electricall Operate	343.961	1.542.865	2.990.651	19.332.875
8419892000	Oth Mach For Making Hot Drinks/for Cooking/heating Food,not Electri Operate	1.129	6.831	18.369	65.559
8419901200	Part Mach For The Treat.matrial By Proc Involve Heat,print Circuit,wiring,elect	1.510	11.881	12.477	125.233
8419901900	Oth.part Mach,the Treat.matrial By Proc Involve Heat,print Circuit,wiring,elect	304.515	1.893.292	1.378.991	8.608.638
8419902000	Part Mach,plant/laboratory Equipment, Of Non-electrically Operated Articles	90.043	705.394	777.839	13.613.045
8420101000	Apprts.for The App Of Dry Film/Liquid Photo Resist,etc, Calender/oth Roll Mach	18.673	25.990	524.300	1.168.345
8420102100	Roller-type Ironing Mach Suitable For Domestic Use	0	106	0	266
8420102900	Wringers Suitable For Domestic Use	0	225	0	6.921
8420109000	Oth Calendering/oth Rolling Machin	109.161	426.899	631.462	1.537.819
8420911000	Parts Cylinders Of Apparatus For The Appl Of Dry Film,liquid Photo Resis,etc	0	16.524	0	69.102
8420912000	Parts Cylinders For Ironing Machines Or Wringers Suitable For Domestic Use	91	142	10.582	19.679
8420919000	Oth Parts Cylinders For Calendering Or Oth Rolling Machines	15.563	315.741	75.551	1.214.208
8420991000	Oth Parts Of Apparatus For The Applic Of Dry Film,liquid Photo Resist,etc	800	4.302	24.448	97.650
8420999000	Oth Parts For Calendering/oth Rolling Machines	4.455	11.978	8.599	64.540
8421110000	Centrifuges,including Centrifugal Dryers For Cream Separators	407	5.688	11.206	91.717
8421120010	Clothes-dryers, Of Capacity Not Exceeding 30 l	300	4.030	21.157	59.438
8421120020	Clothes-dryers, Of Capacity Exceeding 30 l	12.051	31.923	32.581	121.515
8421191000	Centrifuges,including Centrifugal Dryers For Sugar Manufacture	388.185	1.012.414	3.987.829	7.668.754
8421199000	Oth Centrifuges,including Centrifugal Dryers	68.299	509.468	858.942	3.153.051
8421211100	Filtering Machin & Appar Water Electr For Domestic Use Of A Cap <= 500 L/h	57.403	206.836	410.650	1.668.833
8421211900	Oth Filter Machin& Appar Water Electric Of A Capacity <= 500 L/h	104.986	583.774	1.150.390	6.395.627
8421212100	Filtering Machin & Appar Water Electr For Domestic Use Of A Capacity > 500 L/h	91.054	354.945	227.210	1.059.963
8421212900	Oth Filter Machin& Appar Water Electric Of A Capacity > 500 L/h	214.512	870.361	2.265.473	8.378.016
8421221000	For Filter/purify Beverages Oth Than Water Of A Capacity <= 500 L/hr	4.376	19.497	15.011	96.966
8421222000	For Filter/purify Beverages Oth Than Water Of A Capacity >500 L/hr	578	99.465	3.924	1.482.891
8421231100	Oil Filters For Earth Moving Machinery Internal Cobustion Engines	44.400	299.458	443.730	2.534.651
8421231900	Oth Oil Filters For Earth Moving Machinery Internal Cobustion Engines	12.108	188.071	248.855	1.307.013
8421232100	Oil Filters For Motor Vehicles Of Chapter 87	88.562	312.451	605.110	3.017.565
8421232900	Oth Oil Filters For Motor Vehicles Of Chapter 87	54.622	1.117.830	670.535	10.885.465
8421239100	Oil Filters For Oth Earth Moving Machin And Motor Vehicles Of Chapter 87	111.104	559.698	926.448	5.080.073
8421239900	Oth Oil Filters For Oth Earth Moving Machin & Motor Vehicles Of Chapter 87	47.069	411.031	607.733	4.021.254
8421291000	Filtering/purifying Machin & Appar For Medical/laboratory Use	852	15.281	39.388	570.391
8421292000	Filter/purify Mach&apparatus For Liquid Of A Kind Used For Sugar Manufacture	935	20.283	50.037	342.933
8421293000	Filter/purify Mach&apparatus For Liquid Of A Kind Used In Oil Drill Operations	45.358	106.807	1.130.531	3.280.001
8421294000	Filter/purify Mach&apparatus For Liquid ,petrol Filters	6.101	22.956	88.125	474.196
8421295000	Filter/purify Mach&apparatus For Liquid Oil Filter Oth Than Those Subhd 8421.23	22.445	242.500	214.964	1.465.583
8421299000	Oth Filtering Machinery & Apparatus For Liquids Not Electrically Operated	249.339	940.132	4.040.685	11.259.087
8421311000	Intake Air Filters For Inter Combustion Engines For Earth Moving Machinery	32.598	162.222	286.999	1.469.598
8421312000	Intake Air Filters For Inter Combustion Engines For Motor Vehicles Of Chap 87	97.161	321.328	600.190	2.694.335
8421319000	Oth Intake Air Filters For Internal Combustion Engines	96.557	916.761	1.178.840	5.062.954
8421391000	Laminar Flow Units Oth Than Intake Air Filter For Internal Cobustion Engines	667	104.040	252.060	2.117.007
8421399000	Oth.laminar Flow Units Oth Intake Air Filter For Internal Cobustion Engines	276.432	2.907.461	4.720.564	26.851.405
8421911000	Parts Of Goods Of Subheading 8421.12, Of Centrifuges,includ Centrifugal Dryers	19	18.011	875	122.172
8421912000	Parts Of Goods Of Subheading 8421.19.10 Of Centrifuges,includ Centrifugal Dryers	4.351	23.255	104.598	801.574
8421919000	Parts Of Subhd 8421.11.00/8421.19.90 Of Centrifuges,includ Centrifugal Dryers	12.313	85.581	335.617	1.355.486
8421992000	Parts Filter Cartridges Of Filter,subhd 8421.23	18.168	111.984	408.030	2.061.959
8421993000	Parts Of Goods Of Subheading 8421.31	32.388	177.130	357.108	1.960.656
8421999100	Oth Parts Of Goods Of Subheading 8421.29.20	1.302	5.004	26.307	59.619
8421999200	Oth Parts Of Goods Of Subheading 8421.21.11/8421.21.21	25.161	251.609	262.292	1.612.276
8421999300	Oth Part Of Subhd 8421.31,8421.23.11, 8421.23.19,8421.23.91/8421.23.99	48.945	195.739	677.290	2.700.186
8421999900	Oth Parts Of Sentrifugal, Including Centrifugal Dryers	156.476	1.321.538	3.135.295	16.157.338
8422111000	Dish Washing Machin Of The House Hold Type,electrically Operated	2.032	27.953	18.168	195.183
8422112000	Dish Washing Machin Of The House Hold Typenot Electrically Operated	0	909	0	1.240
8422190000	Dish Washing Machines Of The Oth Household Type	16.585	102.369	213.911	1.504.586
8422200000	Machinery For Cleaning/drying Bottles Oth Containers	22.576	77.746	997.587	2.221.465
8422300000	Machinery For Filling,closing, Sealing, Or Labelling Bottles, Cans, Boxes,etc	157.902	734.864	7.820.819	28.689.993
8422400000	Oth Packing/wrapping Machinery (including Heat-shrink Wrapping Mach)	197.426	1.592.982	13.549.796	60.631.045
8422901000	Parts Of Goods Of Subheading 8422.11	62	2.131	1.257	51.932
8422909000	Part Goods Of Subhd 8422 Of Oth Than Subheading 8422.11	59.577	433.747	2.407.737	11.884.201
8423101000	Personal Weighing Machin,including Baby &household Scales,electrically Operated	18.226	125.664	66.575	633.333
8423102000	Personal Weighing Machin,including Baby & Household Scales,not Electric Operate	145.954	547.607	266.331	909.616
8423201000	Scales For Continuous Weighing Of Goods On Conveyors, Electrically Operated	20.035	56.961	848.896	2.250.483
8423202000	Scales For Continuous Weighing Of Goods On Conveyors, Not Electrically Operated	0	5.348	0	15.736
8423301000	Constan Weight Scales,predetemin Weight Scales & Hopper Scales,electric Operat	6.207	38.400	11.856	908.351
8423302000	Constan Weight Scales,predetemin Weight Scales&hopper Scales,not Electr Operat	791	25.489	2.463	395.163
8423811000	Oth Weighing Machinery,max Capacity <=30 Kg, Electrically Operated	11.698	37.451	252.064	712.239
8423812000	Oth Weighing Machinery,max Capacity <=30 Kg, Not Electrically Operated	6.874	93.343	8.843	150.134
8423821100	Oth.weigh Mach,having A Maximum Weighng Capacity <= 1 000kg,electric Operated	1.088	18.534	27.342	200.556
8423821900	Oth.weigh Mach,oth.having A Max Weighng Capacity <= 1 000kg,electric Operated	17.148	36.346	61.848	119.395
8423822100	Oth.weigh Mach,having A Maximum Weighng Capacity <= 1 000kg, Not Electric	9.616	37.694	15.564	80.500
8423822900	Oth.weigh Mach,oth.having A Max Weighng Capacity <= 1 000kg, Not Electric	3.757	40.690	14.639	159.755
8423891000	Oth Weigh Mach,oth.capacity Exceed 30kg Or Not But Not Exceeding 5 000kg, Elect	91.503	296.878	174.537	1.025.901
8423892000	Oth Weighing Mach,oth.capacity > 30kg And <= 5,000 Kg,not Elect	27.259	82.030	57.323	178.334
8423901000	Weighing Machine Weights	8.137	16.784	23.669	79.722
8423902100	Weighing Machin Weights,not Electricall Operated	38.923	117.411	1.362.627	4.241.416

I.3. IMPOR MENURUT KOMODITI / IMPORT BY HS COMMODITY  
 \*\*\* MEI / MAY 2008 \*\*\*

H S	Uraian Komoditi Commodity description	Berat bersih / Net weight (Kg)		Nilai / Value C.I.F ( U S \$ )	
		Bulan ini	Kumulatif	Bulan ini	Kumulatif
		Current month	Cum. Jan. to date	Current month	Cum. Jan. to date
8423902900	Parts Of Weighing Machinery, Electrically Operated	4.816	37.155	42.809	351.864
8424101000	Fire Extinguishers,whether/not Charged Suitable For Aircraft Use	0	1.991	0	1.998
8424109000	Fire Extinguishers,whether/not Charged For Oth Aircraft Use	31.203	183.539	314.209	969.183
8424201100	Spray Guns & Similar Appliances For Agricult/horticultural,electric Operat	0	93	0	1.015
8424201900	Spray Guns&similar Appliances For Oth Agricult/horticultural,electric Operat	8.035	11.829	102.938	284.339
8424202900	Spray Guns&similar Appliances For Oth Agricultural/horticultural,not Electric	19	19.035	418	29.902
8424301000	Steam/sand Blasting Machines, Electrically Operated	145.188	658.680	1.046.696	4.829.980
8424302000	Steam/sand Blasting Machines, Not Electrically Operated	8.997	66.395	38.241	794.145
8424811000	Oth.mech Appliances For Agricultural/ Hortikultural, Drip Irrigation Systems	29.140	94.610	249.941	796.394
8424812000	Oth.mech Appliances For Agricultural/ Horti,oth Drip Irrigation Systems,elect	16.653	77.056	44.380	327.451
8424813000	Oth.mech Appliances For Agricultural/ Horti,hand-operated Insecticide Sprayers	78.336	272.122	200.125	848.559
8424814000	Oth.mech Appliances For Agricultural/ Hortikultural, Not Electrically Operated	41.134	353.243	90.561	2.127.103
8424891000	Hand Operated Household Sprayers Of Capacity Not Exceeding 3 L	56.679	177.145	132.737	551.703
8424892000	Oth Appliances Oth. Agri/horticultural, Spray Heads With Dip Tubes	17.657	154.284	117.373	376.994
8424894000	Wet Processing Equipment,by Projecting, Dispersing/spraying Of Chemical,etc	4	27.049	5.353	220.225
8424895000	Oth Appliance For Projecting,dispersing /spraying Liquids/powders/fire,electric	119.112	451.039	692.719	2.890.369
8424899000	Oth Appliance For Projecting,dispersing /spray Liquid/powders/fire,not Electric	45.011	181.409	240.041	1.298.118
8424901100	Parts Of Fire Extinguisher,electrically Operated	9.397	22.992	516.344	1.250.140
8424901900	Parts Of Fire Extinguisher, Not Electric Operated	102.923	359.391	701.069	2.816.669
8424902100	Parts Of Spray Guns, Of Good Of Subhead 8424.20.11,electrically Operated	7	2.306	42	9.063
8424902300	Parts Of Spray Gun,oth Of Good Of Subhd 8424.20.11,electrically Operated	5.165	10.846	76.854	211.039
8424902400	Parts Of Spray Gun, Of Goods Of Subhead 8424.20.11,not Electrically Operated	0	6.405	0	19.647
8424902900	Oth Parts Of Spray Guns And Similar Appliances	3.217	33.817	183.150	494.615
8424903100	Parts Of Steam/sand Blasting Mach & Similar Jet Projecting Mach,electric	4.603	28.232	66.804	289.809
8424903200	Parts Of Steam/sand Blasting Mach & Similar Jet Projecting Mach,non Electric	6.191	35.466	292.123	464.747
8424909100	Parts Of Oth Appliance Of Subhead 8424.81.10/8424.81.20	0	5.553	0	19.286
8424909200	Parts Of Oth Appliance Of Subhead 8424.81.30/8424.81.40	2.543	31.112	7.580	115.658
8424909900	Oth Mechanical Appliances(whether/not Hand Operated)	117.363	506.144	1.856.788	5.288.155
8425110000	Pulley Tackle & Hoists Oth Than Skip For Raising Vehicles, By Electric Motor	92.141	532.488	826.193	3.607.274
8425190000	Pulley Tackle & Hoists Oth Than Skip For Raising Vhcles,oth By Electric Motor	206.291	1.210.351	1.122.248	10.050.918
8425310000	Oth Winches; Capstans,powered By Electric Motor	32.363	723.916	405.643	3.210.990
8425390000	Oth Winches;capstans,oth Than Powered By Oth Electric Motor	355.447	2.243.590	3.263.969	19.311.562
8425410000	Jacks Hoists Of Built In Jacking System Of A Type Used In Garages	29.441	149.041	66.949	425.883
8425421000	Jacks Used In Tipping Mechanism For Lorries	14.152	21.014	40.597	93.103
8425429000	Oth Jacks And Hoists, Hydraulic	628.795	3.296.811	4.434.176	11.701.295
8425491000	Oth Jacks;hoists Of A Kind Used For Raising Vehicles, Electrically Operated	86.183	170.720	626.848	1.159.188
8425492000	Oth Jacks;hoists Of A Kind Used For Raising Vehicles, Not Electric Operated	120.032	513.877	181.246	864.917
8426110000	Overhead Traveling Cranes On Fixed Support	149.517	977.741	371.378	4.893.172
8426120000	Mobile Lifting Frames On Tyres And Straddle Carries	122.216	1.415.428	211.218	8.172.305
8426191000	Bridge Cranes And Gantry Cranes	453.952	835.109	541.716	1.256.460
8426199000	Oth Bridge Cranes And Gantry Cranes	3.994.178	9.229.996	13.309.527	41.910.764
8426200000	Tower Cranes	136.103	866.098	329.540	2.499.917
8426300000	Portal/pedestal Jib Cranes	67.816	616.158	463.554	8.008.188
8426410000	Oth Machinery,self Propelled,on Tyres	155.096	304.779	1.001.838	1.955.837
8426490000	Oth Machinery,self Propelled,oth Than On Tyres	195.345	803.597	623.518	5.131.876
8426910000	Oth Derricks Machin Designed For Mounting On Road Vehicles	29.124	183.339	191.510	794.807
8426990000	Oth Derricks Mach Oth Designed For Mounting On Road Vehicles	133.345	2.749.983	2.097.920	21.871.982
8427100000	Self-propelled Trucks Powered By An Electric Motor	463.720	1.747.706	2.110.536	9.224.366
8427200000	Oth Self-propelled Trucks	1.836.309	7.193.605	7.844.373	34.113.881
8427900000	Oth Trucks	375.509	2.041.732	1.531.072	7.214.258
8428101000	Passenger Lifts	1.235.341	4.562.323	3.510.789	14.234.822
8428102100	Oth Lifts Of A Kind Used In Buildings	318	37.570	7.475	172.485
8428102900	Oth Lifts Oth Than Of A Kind Used In Buildings	121.296	305.692	247.397	790.532
8428109000	Skip Hoists	29.842	84.315	56.073	374.938
8428201000	Pneumatic Elevators And Conveyors For Agricultural Use	97.482	119.460	326.344	565.191
8428202000	Automated Machines For The Transport, Handling & Storage Of Pcb/pwbs/pcas	1.027	47.496	18.949	707.483
8428209000	Oth Pneumatic Elevators & Conveyors	186.632	730.874	2.353.073	5.805.164
8428310000	Oth Continuous Act Elevators &conveyors Specially Designed For Underground Use	0	6.854	0	470.540
8428321000	Oth Continuous Act Elevators &conveyors Of Bucket Type,used For Agri Type	0	10.148	0	27.964
8428329000	Oth Continuous Act Elevators &conveyors Of Bucket Type,oth Used For Agri Type	279.471	1.241.613	1.582.115	7.084.409
8428331000	Oth Continuous Act Elevators &conveyors Of Belt Type, Of Agricultural Type	0	9	0	73
8428332000	Automated Mach For The Transport,hand & Storage Of Pcb/pwbs,belt Type	0	6.972	0	49.450
8428339000	Oth Continuous Act Elevators &conveyors, Oth Of Belt Type	229.220	1.294.182	1.494.756	6.919.664
8428391000	Pneumatic Elevators And Conveyors Of Agricultural Type	0	2.979	0	100.829
8428393000	Oth Automated Machin For Transport, Hand & Storage Of Pcb/pwbs/pcas	0	4.779	0	275.105
8428399000	Oth Continuous-action Elevators & Conveyors, For Goods/materials	137.099	1.401.928	803.446	11.891.975
8428400000	Escalators And Moving Walkways	819.405	3.919.967	1.780.394	9.228.909
8428600000	Teleferics, Chair-lifts, Ski-draglines; Traction Mechanisms For Funiculars	54	22.511	1.200	162.773
8428902000	Oth Lifting,handling, Loading/unloading Mach,hand&storage Of Pcb/pwbs/pcas	0	3.221	0	24.256
8428909000	Oth Mach,oth Than Lift,hand,load/unload Mach,hand&storage Of Pcb/pwbs/pcas	170.809	1.204.341	1.036.934	8.101.744
8429110000	Track Laying, Bulldozers And Angledozer	1.329.532	7.235.643	7.068.908	47.497.779
8429190000	Bulldozer & Angledozer Oth Track Laying	749.487	2.756.223	7.443.390	17.538.897
8429200000	Graders And Levellers	1.809.996	4.518.541	10.146.496	32.439.901
8429300000	Scrapers	0	35.383	0	536.784
8429401000	Road Rollers	265.609	1.472.153	631.627	3.493.617
8429403000	Tamping Machines	668.599	2.681.715	2.980.208	13.109.851
8429510000	Front-end Shovel Loaders,mechanical Excavators And Shovelloaders	1.353.387	7.745.013	8.221.718	36.236.980
8429520000	Mach With A 360,revolving Super Struct, Mech Shovels,excavators And Shove Loader	10.206.025	48.981.074	40.727.786	212.770.223
8429590000	Mech Shovels,excavators & Shove Loader Oth Front-end Shovel, Mach. With A 360	706.363	2.862.436	4.388.254	15.310.110
8430100000	Pile-drivers And Pile-extractors	114.682	2.099.413	803.848	8.111.285
8430200000	Snow-ploughs And Snow-blowers	0	122	0	317

I.3. IMPOR MENURUT KOMODITI / IMPORT BY HS COMMODITY  
 \*\*\* MEI / MAY 2008 \*\*\*

H S	Uraian Komoditi Commodity description	Berat bersih / Net weight (Kg)		Nilai / Value C.I.F ( U S \$ )	
		Bulan ini	Kumulatif	Bulan ini	Kumulatif
		Current month	Cum. Jan. to date	Current month	Cum. Jan. to date
8430310000	Coal/rock Cutters And Tunneling Machinery, Self-propelled	3	560.316	138	2.255.535
8430390000	Coal/rock Cutters And Tunneling Machinery,oth Than Self-propelled	130.837	379.199	146.061	941.414
8430410000	Oth Boring/sinking Machinery Self-propelled	284.529	1.281.342	4.722.439	17.324.368
8430491000	Wellhead Platforms & Integrated Produc Modules For Use In Drilling Production	2.200	1.260.439	6.551	9.996.451
8430499000	Oth Wellhead Platforms & Integrat Prod Modules For Use In Drilling Production	681.136	4.862.545	5.696.024	29.147.952
8430500000	Oth Moving,grading,levelling,scrapping Machinery, Self-propelled	43.708	219.044	80.032	3.428.134
8430610000	Tamping/compacting Machinery, Not Self-propelled	13.376	84.848	80.598	478.845
8430690000	Oth Machinery Of Hedaing 84.30, Not Self-propelled	29.502	394.938	740.511	1.997.550
8431101300	Parts Suitable For Of Goods Of Subhead 8425.19,8425.39or8425.49,electri Operat	9.695	167.080	90.863	766.697
8431101900	Oth Parts Suitable For Of Goods Of Heading 84.25,electrically Operated	122.276	365.371	336.056	1.667.022
8431102200	Part Suitable For Goods Of Sub 8425.11, 842520,8425.31,8425.41,8425.42,rot Elec	35.584	83.486	194.744	468.588
8431102900	Oth Parts Suitable For Of Goods Of Heading 84.25,not Electrically Operated	218.973	717.144	316.130	3.029.990
8431200000	Parts Suitable For Goods Of Head 84.27	94.957	1.031.580	806.271	8.579.422
8431311000	Parts Of Goods Of Shd 8428.10.(21,29), 8428.10.90,of Lift Skip Hoist/escalators	163.070	811.704	344.475	1.335.882
8431312000	Parts Of Goods Of Shd 8428.10.10), 8428.40.00,of Lift Skip Hoist/escalators	230.378	1.015.735	846.446	3.373.189
8431391000	Part Suitable For Goods Sub 8428.20.10, 8428.32.10, 8428.33.10/8428.39.10	31.429	66.671	1.185.577	1.520.863
8431392000	Parts Suitable For Goods Of Subheading 8428.90	203	26.752	4.146	423.192
8431394000	Part Of Auto Mach. For Trnsport/storage Of Pcb/pwbs/pcsas	7.225	36.418	94.943	580.734
8431399010	Part Of Oth Lift,hand/load Mach, Telph/conveyor	270.039	1.185.990	2.628.220	10.313.642
8431399090	Oth Parts Of Machinery Of Head 84.25	35.659	270.104	256.177	2.397.659
8431410000	Buckets, Shovels, Grabs And Grips,of Mach Of Head 84.26, 84.29/84.30	646.637	3.804.703	5.601.270	27.313.970
8431420000	Bulldozer/angledozer Blades Of Mach Of Heading 84.26, 84.29/84.30	503.271	2.070.835	2.301.101	13.707.694
8431430000	Parts Of Boring/sinking Mach Of Subhead 8430.41/8430.49	2.744.850	10.378.334	29.646.565	152.530.088
8431491000	Parts Of Machinery Of Heading 84.26	321.777	1.677.459	1.441.116	7.094.312
8431492000	Cutting Edges/end Bits For Scrapers,graders/levellers	2.410.212	8.875.192	4.762.787	18.154.482
8431493000	Parts Of Road Rollers	65.432	1.713.468	321.009	12.351.124
8431499000	Oth Parts Of Machinery Of Heading 84.26, 84.29/84.30	6.463.208	30.430.996	41.424.686	185.144.112
8432100000	Ploughs	81	30.806	3.875	66.044
8432210000	Disc Harrows	7.714	13.035	17.575	46.889
8432290000	Scarifiers, Cultivators, Weeders, Hoes And Oths Harrows	7.918	94.319	37.953	328.614
8432300000	Seeders, Planters And Transplanters	1	3.628	32	38.422
8432400000	Manure Spreaders & Fertiliser Distributo	3.116	21.757	21.041	176.700
8432801000	Oth Machinery For Soil Preparation/ Cultivation;of Agricult/horticultr Turp	158.017	200.819	402.944	1.601.756
8432809000	Oth Machinery For Soil Preparation/ Cultivation	9.968	22.435	29.608	162.503
8432901000	Parts Of Machinery Of Subheading 8432.80.90	1.058	4.240	16.505	39.597
8432902000	Parts Of Lawn/sport-ground Rollers	191	191	4.368	4.368
8432909000	Parts Oth Machinery For Soil Preparation/cultivation	48.345	88.409	280.647	471.207
8433110000	Mowers For Lawns,parks/sports-grounds With The Cutting Device Rotate Horizont	105.773	309.534	401.461	1.047.058
8433191000	Mowers For Lawns,parks/sports-grounds Manually Operated	0	31.130	0	96.148
8433199000	Oth Mowers For Lawns, Parks/sport Grounds,oth Than Manually Operated	223.635	654.907	763.596	2.752.604
8433200000	Oth Mowers,including Cutter Bars For Tractor Mounting	45.518	169.724	134.940	531.442
8433300000	Oth Haymaking Machinery	41	791	3.559	23.070
8433400000	Straw/fodder Baler,including Pick-up	1.267	1.304	1.553	5.059
8433510000	Combined Harvester-threshers Macinery	0	10.000	0	18.568
8433520000	Oth Threshing Machinery	0	8.144	0	8.120
8433591000	Cotton Pickers And Cotton Gins	0	53	0	133
8433599000	Oth Cotton Pickers And Cotton Gins	1	25.591	4	178.950
8433601000	Machin For Cleaning,sorting/grading Egg Fruit/oth Agricultur Prod,electric	1.752	6.733	27.495	300.782
8433602000	Machin For Cleaning,sorting/grading Egg Fruit/oth Agricultur Prod,not Electric	0	243	0	837
8433901000	Part Mach:castor,of Diameter(inc Yres)> 100mm,<= 250mm,width Wheel =30mm	1.002	2.603	11.739	31.747
8433902000	Parts Mach:castor,oth Of Goods Of Subhd 8433.11/8433.19.90	20.692	75.310	69.984	209.580
8433903000	Parts Mach:castor,oth Of Goods Of Subhd 8433.19.10	1.616	1.616	3.694	3.694
8433909000	Parts Mach: Oth Castors	18.882	74.861	58.287	195.590
8434101000	Milking Machines, Electrically Operated	16	21.918	1.411	486.082
8434201000	Dairy Machinery, Electrically Operated	28.900	111.710	1.213.428	6.051.297
8434202000	Dairy Mach, Not Electrically Operated	6.078	10.388	483.665	620.947
8434901000	Parts Of Milking & Dairy Mach.of Elect Operated Machines	17.616	51.602	1.312.920	2.439.872
8434902000	Parts Of Milk & Dairy Mach Of Non Elect Operated Machines	632	4.286	68.330	138.127
8435101000	Presses,crushers & Manufacture Of Wine, Cider,fruit Juices,electric Operated	99.490	495.080	1.174.766	3.918.409
8435102000	Presses,crushers & Manufacture Of Wine, Cider,fruit Juices,not Electri Operated	1.611	50.151	1.809	119.377
8435901000	Parts Of Presses,crushers & Manufacture Of Wine,cider,fruit Juices,electr Opera	24.957	87.855	79.625	336.238
8435902000	Parts Of Presses,crushers & Manufacture Of Wine,cider,fruit Juices,not Electric	0	284	0	13.222
8436101000	Machinery For Preparing Animal Feeding Stuffs, Electrically Operated	4.878	330.273	10.600	1.617.447
8436102000	Machinery For Preparing Animal Feeding Stuffs, Not Electrically Operated	1.455	1.455	1.950	1.950
8436211000	Poultry Incubators & Brooders, Electrically Operated	71.713	89.654	643.638	719.125
8436212000	Poultry Incubators & Brooders, Not Electrically Operated	0	11.555	0	132.440
8436291000	Oth Poultry-keeping Machinery, Electrically Operated	10.550	120.824	247.839	880.495
8436292000	Oth Poultry-keeping Machinery, Not Electrically Operated	0	229.419	0	1.221.370
8436801100	Germination Plant Mach, Agricultural Or Horticultural Type,electric Operated	259	199.122	13.913	508.513
8436801900	Oth Germination Plant Machinery Electric Operated	3.064	35.402	2.850	204.887
8436802100	Germination Plant Machin, Agricultural Or Horticultural Type,not Electric	0	15.337	0	129.332
8436802900	Oth Germination Plant Machinery, Not Electric Operated	0	54.040	0	113.723
8436911000	Parts Of Poultry-keeping Machinery/ Poultry,incubator & Brooders,electric	24.337	141.412	220.269	1.257.494
8436912000	Parts Of Poultry-keeping Machinery/ Poultry,incubator&brooders,not Electric	0	27.747	0	165.272
8436991100	Parts Oth Of Poultry-keeping Machin, Agri & Horti Type,electric Operated	3.233	48.558	93.298	1.492.648
8436991900	Parts Oth Of Poultry-keeping Machin, Oth Than Agri&horti Type,elect Operated	3.200	70.527	11.379	607.606
8436992100	Parts Oth Of Poultry-keeping Machin, Agri & Horti Type,not Electric Operated	231	5.369	5.760	102.935
8436992900	Parts Oth Of Poultry-keeping Machin,oth Than Agri&horti Type,not Elect Operated	35.045	539.953	120.767	1.651.699
8437101000	Machinery For Bread Grains;winnowing & Cleaning Machin, Electrically Operated	4.784	39.923	83.200	548.657
8437102000	Machinery For Bread Grains;winnowing & Cleaning Machines,not Electric Operated	0	16	0	2.618
8437103000	Mach For Clean,sorting/grad Seed,graint Dried Leguminous Vegetables,oth, Elect	26.822	241.562	254.055	5.431.704

**I.3. IMPOR MENURUT KOMODITI / IMPORT BY HS COMMODITY**  
**\*\*\* MEI / MAY 2008 \*\*\***

H S	Uraian Komoditi Commodity description	Berat bersih / Net weight (Kg)		Nilai / Value C.I.F ( U S \$ )	
		Bulan ini	Kumulatif	Bulan ini	Kumulatif
		Current month	Cum. Jan. to date	Current month	Cum. Jan. to date
8437104000	Mach For Clean,sorting/grad Seed,graint Dried Leguminous Vegetable,oth,not Elect	1.048	1.155	17.682	17.995
8437801000	Machinery For Rice Hullers & Cone Type Rice Mills,electrically Operated	27.695	363.050	15.777	355.655
8437802000	Machinery For Rice Hullers & Cone Type Rice Mills,not Electrically Operated	820	233.872	724	205.806
8437803000	Machinery For Industrial Type Coffee And Corn Mills,electrically Operated	65.069	108.801	384.274	1.217.562
8437804000	Machinery For Industrial Type Coffee & Corn Mills,not Electrically Operat	84.235	164.555	54.550	136.085
8437805100	Polishing Machines For Rice,sifting And Sieving,bran Cleaner,electric Operate	46.145	111.183	81.759	171.117
8437805900	Oth Polishing Mach For Rice,sifting And Sieving,bran Cleaner,electric Operate	120	111.198	896	165.519
8437806100	Polishing Machines For Rice,sifting And Sieving,bran Cleaner,not Electric	50.071	327.939	40.107	797.734
8437806900	Oth Polishing Mach For Rice,sifting And Sieving,bran Cleaner,not Electric	38.781	213.926	41.727	212.301
8437901100	Parts Of Machin Of Subheading 8437.10 ,electrically Operated	139.619	226.190	1.107.392	2.061.968
8437901900	Parts Of Machines Oth Than Of Subhead 8437.10,electrically Operated	72.501	413.275	221.316	1.410.465
8437902100	Parts Of Machines Of Subheading 8437.10 ,not Electrically Operated	0	6.731	0	12.485
8437902900	Oth Parts Of Machines Of Subheading 8437.10, Not Electrically Operated	25.437	172.610	93.287	476.675
8438101000	Bakery Mach,macaroni,spaghetti/similar Products, Electrically Operated	337.917	1.066.634	6.341.798	16.601.804
8438102000	Bakery Mach,macaroni,spaghetti/similar Products, Not Electrically Operated	16.772	159.899	137.218	397.340
8438201000	Mach For The Manufac Of Confectionary, Cocoa/chocolate, Electrically Operated	47.436	267.260	247.579	6.248.616
8438202000	Mach For The Manufac Of Confectionary, Cocoa/chocolate,not Electric Operated	0	10.564	0	93.185
8438301000	Mach For Sugar Manufac, Electrically Operated	5.227	657.116	142.990	5.375.132
8438302000	Machinery For Sugar Manufacture, Not Electrically Operated	20.762	103.955	66.000	1.126.772
8438401000	Brewery Machinery, Electrically Operated	7.102	7.102	10.880	10.880
8438402000	Brewery Machinery, Not Electrically Operated	0	92	0	422
8438501000	Mach For The Preparation Of Meat/poultry ,electrically Operated	36.002	138.281	1.895.623	2.447.617
8438502000	Mach For The Preparation Of Meat/poultry ,not Electrically Operated	18.603	62.205	13.594	72.560
8438601000	Machiner For The Preparation Of Fruits, Nuts/vegetab, Electrically Operated	105.582	170.711	1.189.292	1.759.261
8438602000	Machiner For The Preparation Of Fruits, Nuts/vegetab, Not Electric Operated	4.219	48.955	5.681	70.535
8438801100	Coffee Pulpers, Electrically Operated	20	7.093	87	28.229
8438801200	Coffee Pulpers, Not Electrically Operated	0	42	0	8.892
8438809100	Oth Coffee Pulpers,electric Operated	98.491	475.223	3.365.127	8.686.553
8438809200	Oth Coffee Pulpers,not Electric Operated	2.160	76.503	14.464	84.862
8438901100	Parts Of Goods Of Subheading 8438.30.10 Electrically Operated	20.023	439.862	318.497	2.068.126
8438901200	Part Of Coffee Pulper,electric Operated Machines	0	97	0	293
8438901900	Parts Of Oths Goods Of Heading 84.38 Electrically Operated	27.082	119.870	329.140	1.510.725
8438902100	Parts Of Goods Of Subheading 8438.30.20 Not Electrically Operated	263	13.525	3.696	104.588
8438902900	Parts Of Oth Goods Of Heading 84.38.20 Of Coffee Pulpers,not Electric Operated	512.811	632.827	4.473.486	5.354.150
8439100000	Machinery For Making Pulp Of Fibrous Cellulosic Material	349	408.595	17.031	4.599.051
8439200000	Machinery For Making Paper/paperboard	1.665.210	4.830.566	9.886.046	53.794.055
8439300000	Machinery For Finishing Paper/ Paperboard	73.927	764.659	2.121.286	11.338.633
8439911000	Part Of Machin For Mak Pulp Of Fibrous Cellulosic Material,electrically Operat	213.987	861.070	10.490.542	27.807.647
8439912000	Part Of Machin For Mak Pulp Of Fibrous Cellulosic Material,not Electric Operat	367.861	6.384.241	21.267.279	140.063.066
8439991000	Parts For Making/finishing Paper/ Paperboard, Electrically Operated	1.105.330	5.874.259	24.494.099	125.015.042
8439992000	Parts For Making/finishing Paper/ Paperboard, Not Letrically Operated	3.228	59.875	74.107	1.011.891
8440101000	Book-binding Mach, Includ Book-sewing, Electrically Operated	61.068	253.446	502.839	3.486.534
8440102000	Book-binding Mach, Includ Book-sewing, Not Electrically Operated	2.766	18.989	4.967	51.733
8440901000	Parts Of Book Binding & Sewing Machines Electrically Operated Machines	5.460	7.021	161.071	390.783
8440902000	Parts Of Book Binding & Sewing Machines Not Electrically Operated Machines	1.820	2.116	27.600	35.698
8441101000	Cutting Machines, Electrycally Operated	420.165	1.727.788	1.836.978	11.502.298
8441102000	Cutting Mach, Not Electrically Operated	35.494	145.950	313.280	982.122
8441201000	Machin For Making Bags,sacks/envelopes Electrically Operated	11.987	53.204	49.958	168.642
8441202000	Machin For Making Bags,sacks/envelopes Not Electrically Operated	0	4.834	0	13.156
8441301000	Mach For Mak Cartons,boxes,cases,tube Drum/similar Containers,electric Operat	51.930	409.975	360.202	2.725.659
8441302000	Mach For Making Carton,boxes,cases,tube Drums/similar Containers,not Electric	0	4	0	1.590
8441401000	Machines For Moulding Articles In Paper Pulp,paper/paperboard,electri Operat	881.007	4.187.692	2.552.538	12.405.362
8441402000	Machines For Moulding Articles In Paper Pulp, Paper/paperboard, Not Electric	0	89	0	3.253
8441801000	Oth Machinery For Making Up Paper Pulp, Paper/paperboard,electrically Operat	212.777	884.085	2.635.458	7.543.257
8441802000	Oth Machinery For Making Up Paper Pulp, Paper/paperboard,not Electric Operat	9.200	79.761	32.400	489.753
8441901000	Part Of Machin For Mak Up Paper Pulp, Paper/paperboar,cutting Mach,elec Opert	39.159	371.493	549.021	5.733.744
8441902000	Parts Of Machin For Mak Up Paper Pulp, Paper/paperboa,cutting Mach,not Elec Op	8.698	23.955	65.459	385.801
8442301000	Machinery, Apparatus And Equipment, Electrically Operated	49.019	203.431	1.027.536	3.720.918
8442302000	Machinery, Apparatus And Equipment, Not Electrically Operated	2.860	3.790	24.974	32.890
8442401000	Parts Of Electrically Operated Machin, Apparatus/equipment	7.633	115.544	59.935	671.250
8442402000	Parts Of The Foregoing Mach,apparatus/ Equipment,non Electrically Operated	1.462	8.086	55.324	221.086
8442500000	Plate,cyls&oth.print Comp.plates,cyl & Lithograph Stones,prepared Print Purpose	27.676	88.259	595.348	1.864.636
8443110000	Print.mach.used For Print By Mean Plates Cyl&oth Print,offset Print Mach,reel Fed	388.230	2.274.962	2.851.656	20.844.308
8443120000	Print.mach.use,print By Mean Plate Cyl& Oth Print,offset Print Mach,sheetfed,off	1.608	6.088	3.927	23.866
8443130000	Oth Offset Printing Machinery	159.271	1.068.260	2.666.508	18.581.235
8443140000	Letterpress Printing Mach, Reel-fed, Excluding Flexographic Printing	11.879	64.487	232.310	1.347.902
8443150000	Letterpress Printing Mach,oth Than Reel Fed, Excluding Flexographic Printing	267	43.562	1.861	53.554
8443160000	Flexographic Printing Machinery	129.588	243.188	1.796.713	2.765.047
8443170000	Gravure Printing Machinery	86.180	323.441	2.105.329	6.218.071
8443190000	Oth Than Gravure,flexographic, Letterpress,oth Offset Printing Mach	174.908	1.098.271	1.502.333	21.216.286
8443311010	Printer-copier,ink-jet,color,capable Of Connecting To A Data Machine/network	181.642	1.109.548	1.572.278	9.601.988
8443311090	Printer-copier,ink-jet Proces,no Color, Capable Of Connect To Data Mach/network	21.733	121.774	47.943	663.740
8443312010	Printer-copier,laser Proces,color, Capable Connect To Data Mach/network	1.200	20.283	22.305	714.538
8443312090	Printer-copier,laser Proces,no Color, Capable Connect To Data Mach/network	15.739	72.814	269.342	1.978.425
8443313010	Combination Printer-copier-facs Mach, Color,connect To Data Mach/network	3.927	73.475	61.260	2.154.974
8443313090	Combination Printer-copier-facs Mach, No Color,connect To Data Mach/network	49.313	325.442	903.740	5.749.639
8443319010	Oth Mach Which Perform >= 2 Function Of Printing,copying/facsimile; Color	1.888	4.055	8.756	20.924
8443319090	Oth Mach Which Perform >= 2 Function Of Printing,copying/facsimile,no Color	31.016	308.719	482.267	1.682.232
8443321010	Dot Matrix Printer,color,capable Of Connect To Data Machine/network	0	12.909	0	205.578
8443321090	Dot Matrix Printer,no Color,capable Of Connect To Data Machine/network	30.665	157.186	675.409	3.976.882
8443322010	lnk-jet Printer,color,capable Of Connect To A Data Machine/network	513.149	3.534.071	4.504.840	25.073.236

I.3. IMPOR MENURUT KOMODITI / IMPORT BY HS COMMODITY  
 \*\*\* MEI / MAY 2008 \*\*\*

H S	Uraian Komoditi Commodity description	Berat bersih / Net weight (Kg)		Nilai / Value C.I.F ( U S \$ )	
		Bulan ini	Kumulatif	Bulan ini	Kumulatif
		Current month	Cum. Jan. to date	Current month	Cum. Jan. to date
8443322090	Ink-jet Printer,no Color,capable Of Connect To A Data Machine/network	56.238	379.381	663.664	3.048.761
8443323010	Laser Printer,color,capable Of Connect To A Data Machine/network	17.803	176.743	281.622	2.866.673
8443323090	Laser Printer,no Color,capable Of Connect To A Data Machine/network	23.194	238.645	120.311	2.082.895
8443324090	Facsimile Machine,no Color,capable Of Connect To A Data Machine/network	29.797	86.980	230.361	860.046
8443325090	Mach Of Screen Print Machinery,no Color, Capable Of Connect To Data Mach/network	0	14.853	0	47.260
8443329010	Mach Of Oth Material,color,capable Of Connect To Data Machine/network	0	1.142	0	12.161
8443329090	Mach Of Oth Material,no Color,capable Of Connect To Data Machine/network	20	6.202	2.694	105.538
8443391100	Electrostatic Photocopy Apparatus,direct Process, Color	0	1	0	23
8443391900	Electrostatic Photocopy Apparatus,direct Process, No Color	460.085	1.244.653	573.718	1.630.670
8443392010	Electrostatic Photocopy Apparatus,in- Direct Process,color	961	3.231	23.236	119.260
8443392090	Electrostatic Photocopy Apparatus,in- Direct Process,no Color	33.481	114.361	594.899	2.572.683
8443393090	Oth Photocopy Apparatus Incorporating, Optical System,no Color	40.715	98.584	125.116	440.750
8443394010	Ink-jet Printer,color,not Capable Of Connect To Data Machine/network	0	8.120	0	64.400
8443399090	Oth Print Mach,no Color,not Capable Of Connect To Data Machine/network	765	11.584	8.890	137.275
8443910000	Part & Accessori Of Print Machinery Used For Print By Component Of Head 84.42	75.946	362.111	1.249.664	4.932.921
8443991000	Part & Accessori Of Screen Print Machi- Nery For Manufact Of Print Circuit Board	461	22.641	15.605	739.759
8443992000	Ink-filled Printer Cartridges	335.915	983.777	7.486.614	17.188.089
8443993000	Paper Feeders And Sorters	0	1.694	0	6.737
8443999000	Oth Part & Accessori Of Screen Printing Machinery	458.994	2.248.012	9.923.547	49.306.353
8444100000	Mach For Extrude,texture/cut Man-made Textile Material,electric Operate	29.012	208.465	264.296	2.192.847
8444200000	Mach For Extrude,texture/cut Man-made Textile Material,not Electric Operate	0	78.804	0	156.083
8445111000	Carding Machines,electrically Operated	190.473	1.478.119	4.283.505	12.187.761
8445112000	Carding Machines,not Electrically Operated	0	100.904	0	266.722
8445121000	Combing Machines, Electrically Operated	33.433	38.014	898.316	903.266
8445131000	Drawing/roving Machines,electrically Operated	81.946	824.288	316.540	3.852.248
8445132000	Drawing/roving Machines, Not Electrically Operated	41.011	56.511	304.391	449.686
8445191000	Other Machines For Preparing Textile Fibres; Electrically Operated	51.473	552.435	1.105.349	5.391.753
8445192000	Other Machines For Preparing Textile Fibres; Not Electrically Operated	17.307	41.890	243.921	762.442
8445201000	Textile Spinning Machines; Electrically Operated	110.802	2.059.960	4.076.065	17.171.813
8445301000	Textile Doubling/twisting Machines; Electrically Operated	92.576	402.040	570.473	1.896.443
8445302000	Textile Doubling/twisting Machines; Not Electrically Operated	0	1.480	0	9.168
8445401000	Textile Winding(including Weft-winding) Or Reeling Machin,electrically Operated	568.436	1.289.096	4.277.178	16.922.678
8445402000	Textile Winding(including Weft-winding) Or Reeling Machin,notelectric Operated	255	32.116	500	520.997
8445901000	Oth Machinery For Preparing Textile, Electrically Operated	38.671	201.845	716.775	1.285.831
8445902000	Oth Machinery For Preparing Textile, Not Electrically Operated	3.729	111.070	59.719	317.109
8446101000	Machines For Weaving Fabrics Of A Width <= 30 Cm, Electric Operated	69.774	414.296	200.310	1.439.367
8446102000	Machin For Weaving Fabrics Of A Width <= 30 Cm,not Electric Operated	0	3.690	0	4.000
8446210000	Machine For Weaving Fabrics Of A Width > 30 Cm, Power Looms, Shuttle Type	145.666	328.948	315.365	564.782
8446290000	Machine For Weaving Fabrics Of A Width >30 Cm, Oth Than Pwr Looms,shuttle Type	930.948	3.862.238	2.993.677	23.570.458
8446300000	Machine For Weaving Fabrics Of A Width > 30 Cm, Shuttleless Type	408.990	1.861.874	1.498.550	9.982.014
8447111000	Circular Knitting Mach,cylinder Diamtr <= 165 Mm, Electrically Operated	99.573	469.993	720.168	3.340.084
8447112000	Circular Knitting Mach,cylinder Diamtr <= 165 Mm,not Electrically Operated	0	21.059	0	697.125
8447121000	Circular Knitting Mach,cylinder Diamtr >165 Mm, Electrically Operated	178.990	615.020	1.137.651	6.828.174
8447201000	Flat Knitting & Stitch Bonding Machine, Electrically Operated	68.676	437.766	444.812	5.822.450
8447202000	Flat Knitting & Stitch Bonding Machine, Not Electrically Operated	48.741	133.577	304.575	699.111
8447901000	Machines For Making Gimped Yarn,tulle, Lace&mach For Tufting,electric Operated	336.731	1.803.610	1.490.291	7.478.280
8447902000	Machines For Making Gimped Yarn,tulle, Lace&mach For Tufting,not Elec Operated	4.342	114.239	71.328	1.159.364
8448111000	Dobbies & Jacquards, Card Reducing, Electrically Operated	41.216	228.294	727.276	2.356.735
8448112000	Dobbies & Jacquards, Card Reducing, Not Electrically Operated	10.408	26.724	20.038	93.603
8448191000	Oth Auxiliary Machin For Mach Of Heading 84.44, 84.45, 84.46, 84.47, Electric	14.342	306.746	582.375	1.764.565
8448192000	Oth Auxiliary Machin For Mach Of Heading 8444, 8445, 8446, 84.47, Not Electric	2	2.053	654	77.070
8448200000	Parts&accessories Of Mach Of Heading 84.44/their Auxiliary Machinery	97.948	542.097	991.629	6.692.157
8448310000	Card Clothing Of Mach Of Heading 84.45	31.866	147.228	506.996	4.046.146
8448320000	Parts&accessories Of Mach For Preparing Textile Fibres,other Than Card Clothing	3.181	388.767	112.407	2.356.487
8448330000	Spindles, Spindle Flyers,spinning Rings, And Ring Travellers Of Mach 84.45	57.315	776.680	1.853.377	8.179.350
8448390000	Other Parts & Accessories Of Mach Of Head 84.45/their Auxiliary Machinery	233.079	1.005.343	2.023.094	12.622.795
8448420000	Reeds For Looms, Healds & Heald-frames For Weaving Machines	14.465	191.562	196.441	1.229.906
8448491100	Shuttles, For Electrtrically Operated Weaving Machine	6.077	20.740	6.161	126.682
8448491900	Oth Parts & Acces, For Elect Operated Weaving Machine	52.062	240.842	439.907	2.263.416
8448492000	Parts & Acces, For Non Electrically Operated Weaving Machine	2.331	79.873	62.305	1.197.034
8448510000	Sinkers, Needles&other Articles Used In Forming Stitches	13.819	32.792	88.449	388.438
8448590000	Othe Parts&accessories Of Mach Of Head 8447/their Auxiliary Machinery	53.169	328.591	1.271.793	6.135.813
8449001000	Mach For The Manufacture/finishing Of Felt/nonwovens,electrically Operated	152.477	232.608	384.458	877.386
8449002000	Mach For The Manufacture/finishing Of Felt/nonwovens, Not Elect Operated	97	1.379	1.770	32.930
8450111000	Household/laundry-type Washing Machin; Fully-automatic Mach;capacity <= 6 Kg	296.274	1.095.727	1.090.464	4.237.819
8450119000	Household/laundry-type Wash Mach;fully- Automatic Machine;capacity > 6 Kg	422.837	4.546.135	1.508.935	16.566.825
8450120010	Household/laundry-type Wash Mach;built- In Centrifugal Drier,capacity <= 6 Kg	335.734	1.384.992	953.435	4.241.951
8450120020	Household/laundry-type Wash Mach;built- In Centrifugal Drier,capacity > 6 Kg	752.973	2.603.909	2.125.705	8.687.038
8450190010	Other Household/laundry-type Wash Mach; Dry Linen Capacity <= 6 Kg	0	2.752	0	28.844
8450190020	Other Household/laundry-type Wash Mach; Dry Linen Capacity > 6 Kg	309.331	1.298.753	492.215	2.244.542
8450200000	Household/laundry-type Washing Mach; A Dry Linen Capacity >10 Kg	70.858	601.054	381.412	2.871.895
8450901000	Parts Of Goods Of Subheading 8450.20	5.869	52.644	12.280	100.029
8450902000	Parts Of Goods Of Subheading 8450.11, 8450.12 Or 8450.19	424.098	1.398.867	1.091.211	4.048.186
8451100000	Dry-cleaning Machines	71.993	178.457	377.599	1.124.826
8451210000	Drying Machines,each Of A Dry Linen Capacity Not Exceeding 10 Kg	8.483	55.166	38.670	289.839
8451290000	Drying Machines,each Of A Dry Linen Capacity Exceeding 10 Kg	164.671	613.225	1.263.740	6.028.594
8451300000	Ironing Machines And Presses (including Fusing Presses)	26.079	102.037	159.426	994.741
8451400000	Washing, Bleaching Or Dyeing Machines	226.794	1.091.957	3.716.703	10.257.521
8451500000	Mach. For Reeling,unreeling,folding, Cutting/pinking Textile Fabrics	22.977	122.435	510.587	1.318.271
8451801000	Other Machinery Exclude Machines Of Hd 84.50; For Domestic Use	2.380	15.994	36.703	323.054
8451809000	Other Machinery Exclude Machines Of Hd 84.50; Not For Domestic Use	146.398	746.036	1.048.178	5.482.931

I.3. IMPOR MENURUT KOMODITI / IMPORT BY HS COMMODITY  
 \*\*\* MEI / MAY 2008 \*\*\*

H S	Uraian Komoditi Commodity description	Berat bersih / Net weight (Kg)		Nilai / Value C.I.F ( U S \$ )	
		Bulan ini	Kumulatif	Bulan ini	Kumulatif
		Current month	Cum. Jan. to date	Current month	Cum. Jan. to date
8451901000	Parts Of Machines Or Dry Linen Capacity No Exceeding 10 Kg	188	24.894	10.781	99.093
8451909000	Parts Of Oth Machines Of Heading 8451	39.836	154.598	594.691	1.453.617
8452100000	Sewing Machines Of The Household Type	93.881	483.089	275.376	1.164.632
8452210000	Oth Sewing Machines, Automatic Units	214.191	643.669	2.923.496	7.833.081
8452290000	Oth Sewing Machines, Not Automatic Units	289.249	2.140.512	2.248.718	12.140.859
8452300000	Sewing Machine Needles	12.365	70.522	55.767	664.593
8452400000	Furniture, Bases And Covers For Sewing Machines And Parts Thereof	6.718	30.751	7.252	81.456
8452901100	Arms,beds,stands,flywheel,belt Guard; Treadles/pedals Of Subhead 8452.10	26.456	183.953	55.912	400.525
8452901900	Oth Part Of Sewing Mach Of Machinery Of Subheading 8452.10	67.937	385.337	161.656	1.652.173
8452909010	Arms Beds,foot & Pedals Of Mach Exclude Subheading 8452.10	49.509	135.886	46.657	112.570
8452909090	Other Parts Of Sewing Mach Of Machinery Exclude Subheading 8452.10	181.688	684.883	559.308	3.012.797
8453101000	Machinery For Prepare,tanning/work Hides , Skins/leather, Elect Operated	83.361	304.900	476.882	1.367.393
8453102000	Machinery For Prepare,tanning/work Hides , Skins/leather, Not Elect Operated	0	27.497	0	217.583
8453201000	Machinery For Making/repairing Footwear, Electrically Operated	81.718	369.348	938.104	2.737.761
8453202000	Machinery For Making/repairing Footwear, Not Electrically Operated	6.867	48.801	200.066	650.527
8453801000	Mach For Make/repaire Other Articles Of Hides,skins,not Sewing Machine,electric	245.924	971.851	1.172.690	5.242.798
8453802000	Mach For Make/repaire Other Articles Of Hides,skins,not Sewing Machin,not Elect	24	1.512	31	3.403
8453900000	Parts Of Goods Of Heading 84.53	47.083	261.888	772.057	2.378.981
8454100000	Converters	2.919	112.892	34.096	474.701
8454200000	Ingot Moulds And Ladles	270.221	522.789	2.947.115	7.216.637
8454300000	Castng Machines	153.308	2.604.441	569.789	22.068.643
8454900000	Parts Of Goods Of Heading 84.54	338.279	1.984.234	1.271.200	6.374.285
8455100000	Tube Mills	1	10.374	365	41.402
8455210000	Oth Rolling Mills, Hot Or Combination Ho Cold	81.979	1.522.281	277.236	13.773.385
8455220000	Oth Rolling Mills, Cold	0	962.778	0	4.856.485
8455300000	Rolls For Rolling Mills	287.173	1.562.792	1.390.282	7.414.766
8455900000	Other Parts Of Metal-rolling Mills And Rolls Therefor.	1.055.854	2.446.554	7.117.628	17.704.123
8456100000	Machines Tool For Work Any Material By Removal Material,operat By Laser/photon	1.577	10.031	198.019	625.933
8456200000	Machines Tool For Work Any Material By Removal Material,operat By Ultrasonic	3.489	10.936	39.419	591.995
8456300000	Machines Tool For Work Any Material By Removal Material,electro-discharge	15.588	128.873	151.752	1.426.151
8456901000	Mach Tool For Mnfact Of Printed Circuit, Numerical Control,by Plasma Arc Process	0	13.608	0	60.083
8456909000	Oth Mach Tool For Work Any Material By Other Operating Processes	748	101.010	8.586	1.205.855
8457100000	Machining Centres	233.261	1.845.229	3.116.104	21.339.628
8457200000	Unit Construction Machines (single-station)	30.789	106.714	124.883	810.779
8457300000	Multi-station Transfer Machines	1.156	3.404	20.015	55.079
8458110000	Horizontal Lathes, Numerically Controlled	118.492	493.239	2.379.655	9.923.783
8458190000	Horizontal Lathes,not Numerically Controlled	274.361	1.104.926	1.388.222	8.544.659
8458910000	Other Lathes,numerically Controlled	40.150	350.332	800.774	6.441.791
8458990000	Other Lathes,not Numerically Controlled	360.642	2.007.125	1.750.471	15.781.409
8459101000	Way-type Unit Head Machines Electrically Operated	29.828	227.820	136.891	3.044.528
8459210000	Dilling Machines, Numerically Controlled	24.755	153.417	1.016.461	2.856.696
8459291000	Dilling Machines, Electrically Operated	103.094	336.924	216.833	1.740.191
8459292000	Dilling Machines, Not Electrically Operated	21.817	42.684	45.523	118.981
8459310000	Boring-milling Machines, Numerically Controlled	0	73.964	0	370.495
8459391000	Oth Boring-milling Machines, Electricall Operated	78.072	160.488	290.073	1.632.565
8459392000	Oth Boring-milling Machines, Not Electrically Operated	430	22.452	1.664	130.291
8459401000	Oth Boring Machines, Electrically Operated	47.718	312.787	508.571	3.485.044
8459402000	Oth Boring Machines, Not Electrically Operated	21.137	110.781	59.550	1.039.641
8459510000	Milling Machines, Knee-type, Numerically Controlled	3.763	56.049	10.984	117.122
8459591000	Oth Milling Machines, Knee-type, Electrically Operated	71.260	129.031	101.649	208.455
8459592000	Oth Milling Machines, Knee-type, Not Electrically Operated	34.969	58.004	84.200	158.855
8459610000	Other Milling Machines, Numerically Controlled	20.768	34.803	303.979	453.873
8459691000	Other Milling Machines, Not Nmrcly Controlled, Electrically Operated	125.935	578.467	777.237	4.261.924
8459692000	Other Milling Machines, Not Nmrcly Controlled, Not Electrically Operated	4.019	50.761	24.145	107.657
8459701000	Threading/tapping Machines, Electrically Operated	38.168	226.673	308.358	3.572.272
8459702000	Threading/tapping Machines, Not Electrically Operated	24.146	82.202	120.794	496.195
8460110000	Flat-surface Grinding Mach,an Accuracy Of At Least 0.01 Mm,numeric Controlled	3	67.705	444	1.008.973
8460191000	Oth Flat-surface Grinding Mach, Accuracy Of At Least 0.01 Mm, Electric Operated	53.403	311.323	202.446	4.219.981
8460192000	Oth Flat-surface Grinding Mach, Accuracy Of At Least 0.01 Mm, Not Elect Operated	5.904	22.183	39.803	171.001
8460210000	Other Grinding Mach,an Accuracy Of At Least 0.01 Mm,numerically Controlled	17.297	44.025	861.202	1.366.320
8460291000	Other Grinding Mach,an Accuracy Of At Least 0.01 Mm, Electrically Operated	116.054	378.615	2.114.204	7.533.020
8460292000	Other Grinding Mach,an Accuracy Of At Least 0.01 Mm, Not Electric Operated	39	99.923	13.869	1.210.066
8460311000	Machine Tools, Numeric Controlled, For Sharpen Carbide Diamet <= 3.175 Mm	213	213	711	711
8460319000	Oth Sharpening (tool/cutter Grinding) Machines,numerically Controlled	4.545	53.237	27.357	207.373
8460391000	Oth Sharpening (tool/cutter Grinding) Machines, Electrically Operated	3.338	61.508	6.626	1.018.735
8460392000	Oth Sharpening (tool/cutter Grinding) Machines, Not Electrically Operated	38	1.577	31	4.276
8460401000	Honing/lapping Mach,electrically Operated	6.442	46.075	83.795	681.160
8460402000	Honing/lapping Mach, Not Electrically Operated	214	5.843	352	140.303
8460901000	Oth Mach-tools For Deburring,abrasives/ Polishing Products, Electric Operat	28.070	99.474	359.110	1.996.377
8460902000	Oth Mach-tools For Deburring,abrasives/ Polishing Products,not Electric Operat	641	20.169	16.069	401.052
8461201000	Shaping/slotting Machines,electrically Operated	37.096	189.347	120.293	1.784.415
8461202000	Shaping/slotting Mach,not Electrically Operated	6.572	21.152	21.745	73.857
8461301000	Broaching Mach,electrically Operated	7.147	63.283	71.837	1.129.293
8461302000	Broaching Mach,not Electric Operated	210	210	2.270	2.270
8461401000	Gear Cutting,gear Grinding/gear Finishing Mach, Electric Operated	7.485	98.812	14.883	1.580.309
8461402000	Gear Cutting,gear Grinding/gear Finishing Mach, Not Electric Operated	0	6.618	0	112.421
8461501000	Sawing/cutting-off Machines, Electrically Operated	154.983	937.771	784.389	5.101.227
8461502000	Sawing/cutting-off Machines, Not Electrically Operated	11.675	64.297	27.407	171.519
8461901000	Oth Mach-tool For Planing/shaping/slotti By Cermets, Electrically Operated	58.437	196.311	227.312	1.482.244
8461909000	Oth Mach-tool For Planing/shaping/slotti By Cermets, Not Electrically Operated	2.883	17.948	11.023	60.453
8462101000	Forging/die-stamping Machines (including Pres) & Hammers, Electric	1.104.389	3.018.634	4.237.035	18.292.894

**I.3. IMPOR MENURUT KOMODITI / IMPORT BY HS COMMODITY**  
**\*\*\* MEI / MAY 2008 \*\*\***

H S	Uraian Komoditi Commodity description	Berat bersih / Net weight (Kg)		Nilai / Value C.I.F ( U S \$ )	
		Bulan ini	Kumulatif	Bulan ini	Kumulatif
		Current month	Cum. Jan. to date	Current month	Cum. Jan. to date
8462102000	Forging/die-stamping Machines (includ Pres)&hammers,not Electric	28	208.534	5.235	1.559.924
8462210000	Bend,fold,straighthen/flattening Machine (includ Pres),numeric Control	107.486	289.019	375.497	1.305.890
8462291000	Bend,fold,straighthen/flattening Machine (includ Pres),not Nmrc Control,elect	239.839	1.302.109	1.283.311	8.344.415
8462292000	Bend,fold,straighthen/flattening Machine (incl Pres), Not Nmrc Control,not Elect	43.120	153.067	152.989	642.667
8462310000	Shearing Machine (incl Press),oth Than Combine Punching Mach,numeric Control	47.692	97.723	119.663	270.572
8462391000	Shearing Machine (incl Press),oth Than Bine Punching Mach,not Nmrc Cntrl,elect	462.250	2.410.984	1.140.405	10.613.744
8462392000	Shearing Mach (incl Press),oth Than Bine Punch Mach, Not Nmrc Control,not Elect	20.670	112.832	101.363	363.546
8462410000	Punching/notching Mach,incl Comb Punch & Shearing Mach,numeric Control	6.250	87.137	58.000	1.402.712
8462491000	Punching/notching Mach,incl Comb Punch & Shearing Mach,not Numeric Cntrl,elect	104.746	922.184	863.233	6.475.540
8462492000	Punching/notching Mach,incl Comb Punch & Shear Mach,not Numric Cntrl,not Elect	8.503	22.623	23.264	82.008
8462910000	Hydraulic Presses	344.256	1.844.338	1.295.608	6.237.141
8462991000	Mach For Manufac Of Boxes,cans & Similar Contain Of Tin Plate, Electrc.	48.191	230.321	601.580	1.962.238
8462992000	Mach For Manufac Of Boxes,cans Contain Tin Plate,not Elect. Operated	136	136	8.013	8.013
8462995000	Oth Machine For Working Metal By Forging,hamming,electric Operated	321.238	2.118.101	1.712.262	9.267.805
8462996000	Oth Machine For Working Metal By Forging,hamming,not Electric Operated	14.915	97.152	55.635	362.407
8463101000	Draw-benches For Bars,tube,profile,wire, Or The Like, Electrically Operated	167.311	733.699	1.338.314	5.933.307
8463102000	Draw-benches For Bars,tube,profile,wire, Or The Like, Not Electrically Operated	2.840	24.168	59.520	108.472
8463201000	Thread Rolling Machines, Electrically Operated	19.474	242.427	112.824	665.073
8463202000	Thread Rolling Machines,not Electrically Operated	0	10.261	0	32.562
8463301000	Machines For Working Wire,electrically Operated	225.501	641.164	1.550.770	9.685.013
8463302000	Machines For Working Wire, Not Electrically Operated	0	1.096	0	9.444
8463901000	Oth Mach Tool For Work Metal/cerments, Without Remove Material,elect Operated	102.131	413.936	866.236	8.215.778
8463902000	Oth Mach Tool For Work Metal/cerments, Without Remove Material,not Elect Operat	51	17.065	5.782	1.048.505
8464101000	Sawing Mach For Working Stone,ceramics Electrically Operated	55.740	80.615	177.163	232.210
8464102000	Sawing Mach For Working Stone,ceramics Not Electrically Operated	13.751	48.115	50.109	184.967
8464201000	Grinding/polishing Machines, Electrically Operated	37.177	353.481	120.161	1.219.071
8464202000	Grinding/polishing Machines, Not Electrically Operated	534	858	4.956	6.389
8464901000	Oth Mach Tool For Work Stone,ceramics/ Like Mineral Material,elect Operated	145.707	1.099.857	716.591	3.659.325
8464902000	Oth Mach Tool For Work Stone,ceramics/ Like Mineral Material,not Elect Operate	23.279	169.893	110.326	341.175
8465100000	Mach, Can Carryout Different Type Opera- Tion Without Tool Charge For Such Operat	281.572	499.086	1.447.891	2.993.292
8465911000	Sawing Machines For Scoring Pcb/ Pwb's Electrically Operated	2.665	43.173	7.465	143.878
8465912000	Other Sawing Mach For Scoring Pcb/ Pwb's, Electrically Operated	196.160	848.102	803.889	3.039.168
8465919000	Other Sawing Mach For Scoring Pcb/ Pwb's, Not Electrically Operated	57.981	201.314	276.577	1.456.219
8465921000	Mach Tools For Routing Pcb/pwb's Substrates,shank Dmtr <=3.175 Mm	14.661	23.970	3.915	619.321
8465922000	Oth Planing,milling/moulding (by Cutting) Mach,electrically Operated	103.294	687.210	553.946	2.587.410
8465929000	Oth Planing,milling/moulding (by Cutting)machines,not Electric Operated	598.892	734.086	531.214	1.468.243
8465931000	Grinding, Sanding/polishing Machines, Electrically Operated	113.283	551.870	1.256.531	3.852.262
8465932000	Grinding, Sanding/polishing Machines, Not Electrically Operated	9.851	29.071	88.415	164.478
8465941000	Bending/assembling Machines, Electrically Operated	21.311	185.056	203.662	2.871.019
8465942000	Bending/assembling Machines, Not Electrically Operated	0	5.006	0	12.668
8465951000	Drilling Mach For Manufac Pcb/pwb's ,with A Spindle Speed > 50.000 Rpm	9.800	58.068	49.000	1.297.538
8465953000	Other Drilling/morticing Machines, Electrically Operated	65.966	443.591	124.376	1.055.483
8465959000	Other Drilling/morticing Machines, Not Electrically Operated	79.762	433.824	190.688	3.513.247
8465961000	Splitting, Slicing/paring Machines, Electrically Operated	156.952	527.070	523.033	2.268.817
8465962000	Splitting, Slicing/paring Machines, Not Electrically Operated	0	26.663	0	136.582
8465993000	Lathes, Electrically Operated	19.386	304.607	279.825	2.963.150
8465994000	Lathes, Not Electrically Operated	2.809	8.964	5.025	35.631
8465995000	Oth Mach For Deburring Surfaces Of Pcb/ Pwb's, For Scoring Laminati Presses	26.868	75.381	59.503	159.590
8465996000	Other Mach-tools For Nailing,stapling, Glueing/otherwise Assemb,electric	316.145	767.609	886.603	3.219.086
8465999000	Other Mach-tools For Nailing,stapling, Glueing/otherwise Assemb,not Electric	177.146	992.309	1.940.428	6.995.184
8466101000	Tool Hold.self-open Dieheads For 8456.90 8460.31,8465.91,8465.92,8465.95,8465.9	4.052	24.564	153.715	1.113.988
8466109000	Other Tool Holders & Self-opening Dieheads	57.159	343.217	675.943	3.912.952
8466201000	Work Holders For Sub 8456.99, 8460.31, 8465.91, 8465.92, 8465.95, 8465.99	6.387	71.704	86.880	949.314
8466209000	Work Holders For Other Machine	20.832	108.809	551.418	3.168.432
8466301000	Dividing Head,special Attach For 8456.90 8460.31,8465.91,8465.92,8465.95&8465.9	2.390	19.402	7.374	175.413
8466309000	Dividing Heads & Other Special Attachments For Oth Machine-tools	16.115	148.314	122.870	1.924.008
8466910000	Parts&acces Suitable For Machine Of Heading 84.64	102.190	460.282	358.822	1.694.461
8466921000	Parts&acces Suitable For Mach Subhead 8465.92.10, 8465.95.10, 8465.99.50	1.426	45.046	8.769	168.457
8466929000	Parts & Acces Suitable For Mach Of Other Subheading 84.65	55.353	305.817	1.099.206	5.106.961
8466932000	Parts&acces Suitable For Mach Subhead 8456.90.10,8456.90.20,8460.31.10	1.770	11.651	20.361	248.443
8466939000	Parts&acces Suitable For Mach Of Other Headings 84.56 To 84.61	124.641	386.830	2.868.371	7.162.876
8466940000	Parts & Acces Suitable For Machine Other Headings 84.62 Or 84.63	248.161	987.268	1.417.889	8.253.982
8467110000	Tool For Work In The Hand,pneumatic, Rotary Type (incl Rotary Percussion)	21.666	83.855	567.048	2.218.961
8467190000	Tool For Working In The Hand,pneumatic, In Other Type	31.950	111.994	239.447	877.682
8467210000	Drills Of All Kinds With Self Contained Electric Motor	217.164	610.619	450.024	1.543.876
8467220000	Saws With Self Contained Electric Motor	28.631	155.852	58.830	439.922
8467290000	Oth Tool For Working In The Hand, With Self-contained Electric Motor	753.950	2.861.158	1.441.952	5.386.754
8467810000	Chain Saws	21.846	172.422	72.811	610.308
8467890000	Oth Tool For Working In The Hand	72.648	534.035	1.028.753	5.860.967
8467911000	Part Of Chain Saw,of Elect-mechanic For Work In Hand,self-cont. Electric Motor	7.454	35.148	21.833	83.752
8467919000	Part Of Other Chain Saw	185.857	637.269	311.133	1.120.913
8467920000	Parts Of Pneumatic Tools	32.223	69.431	171.769	494.733
8467991000	Part Of Tool Of Subhead 8467.21, 8467.22 Or 8467.29	36.211	118.153	79.397	275.535
8467999000	Part Of Tool Of Of Oth Heading 8467	57.073	363.888	191.038	2.892.723
8468100000	Hand-held Blow Pipes	1	2.236	725	26.603
8468201000	Hand-operated Gas Welding, Brazing/ Cutting Appliances For Metal	7.129	133.225	38.207	629.013
8468209000	Other Gas-operated Machinery & Apparatus	35.504	327.020	304.134	3.184.886
8468800000	Other Machinery And Apparatus For Soldering, Brazing/welding	29.402	259.198	98.671	1.140.018
8468901100	Parts Of Goods Of Subheading 8468.10	37	2.286	3.022	120.017
8468901200	Parts Of Goods Of Subheading 8468.20.10	16.566	67.222	143.310	590.847
8468909000	Parts Of Other Heading 8468	41.296	239.278	311.224	2.392.470



I.3. IMPOR MENURUT KOMODITI / IMPORT BY HS COMMODITY  
 \*\*\* MEI / MAY 2008 \*\*\*

H S	Uraian Komoditi Commodity description	Berat bersih / Net weight (Kg)		Nilai / Value C.I.F ( U S \$ )	
		Bulan ini	Kumulatif	Bulan ini	Kumulatif
		Current month	Cum. Jan. to date	Current month	Cum. Jan. to date
8469001000	Word-processing Machines	0	2.870	0	103.411
8469009010	Automatic Typewriters	0	13.750	0	78.114
8469009090	Other Typewrites	28.705	387.692	100.792	1.694.590
8470100000	Electronic Calculators, Cpble Of Operati Without An Extrl Source Electric Power	99.342	351.311	257.233	1.062.799
8470210000	Electronic Calculating Machines Incorporating A Printing Device	4.726	11.540	8.520	66.951
8470290000	Other Electronic Calculating Machines	14.492	78.675	54.546	1.519.525
8470300000	Other Calculating Machines	54.978	356.956	116.855	1.141.768
8470500000	Cash Registers	29.343	112.053	559.358	2.065.989
8470901000	Postage-franking Machines	0	363	0	12.250
8470902000	Accounting Machines	1	1.307	35	2.876
8470909000	Machines For Pocket-size Data Record, Reproduc,display Mach With Calculat	4.669	33.888	20.810	344.248
8471301000	Handheld Computer Incl Palmtop & Pdas	3.414	823.372	228.189	24.407.647
8471302000	Laptop Incl Notebooks	656.423	2.898.827	29.707.829	122.781.897
8471309000	Oth Portable Digital Automatic Data Proc Mach,weigh Not More Than 10 Kg	87.266	299.996	1.350.602	5.812.598
8471411000	Personal Computers Excl 8471.30 With At Least A Cpu And An Input/output	67.634	401.916	2.235.659	7.865.110
8471419000	Oth Automatic Data Processing Machines With At Least A Cpu And An Input/output	125.251	784.248	6.425.078	20.963.926
8471491000	Personal Computers Excl 8471.30 Presented In Form Of Systems	167.537	895.648	6.426.741	30.230.761
8471499000	Oth Automatic Data Processing Machines Presented In Form Of Systems	82.905	585.216	2.980.927	13.011.363
8471501000	Processing Units For Personal Computer Other Of Subhd 8471.41 Or 8471.49	133.509	827.814	3.620.382	19.817.347
8471509000	Oth Processing Units Other Of Subhd 8471.41 Or 8471.49	220.490	1.024.190	16.384.873	78.993.756
8471603000	Computer Keyboards	137.351	777.290	462.747	2.507.584
8471604000	X-y-coordinate Input Devices,including Mouse,light Pens,joystick,track Balls	116.873	643.596	418.696	2.427.112
8471605000	Plotters Whether Input/output Units Of Heading 84.71or Of Heading 90.17	4.555	6.237	11.164	57.497
8471609000	Other Input/output Units,whether/ Not Contain Storg Units,the Same Housing	627.896	2.592.963	4.867.774	17.789.111
8471701000	Floppy Disk Drives	30.188	161.541	111.470	2.530.127
8471702000	Hard Disk Drives	249.621	1.106.235	2.921.521	15.498.032
8471703000	Tape Drives	2.221	23.078	245.958	2.195.312
8471704000	Optical Disk Drives,including Cd-rom Drives,dvd Drives & Cd-r Drives	346.900	1.537.755	18.388.381	79.715.679
8471705000	Proprietary Fmat Strge Device Includ Me- Dia Therefor F Automat. Dt Proc.mach	63.108	140.985	1.597.799	11.631.540
8471709100	Backup Management Systems	2.785	21.250	381.941	993.290
8471709900	Other Storage Units Of Automatic Data Processing Machine	46.650	467.092	1.916.527	10.383.184
8471801000	Control And Adaptor Units	135.705	1.002.964	908.184	4.854.008
8471807000	Sound Card And Video Card	41.533	241.123	218.322	1.287.296
8471809000	Other Units Of Automatic Data Processing Machines	150.534	755.487	4.133.064	19.609.845
8471901000	Bar Code Readers	9.012	106.260	145.165	934.461
8471902000	Optical Character Readers,document/ Image Scanners	27.474	170.563	1.389.137	3.766.917
8471909000	Other Units Automatic Data Processing Machines	125.772	598.735	1.494.472	8.837.417
8472101000	Duplicating Machines, Electrically Operated	87	4.164	4.207	34.093
8472102000	Duplicating Machines, Not Electrically Operated	581	758	4.106	8.431
8472301000	Machin For Sorting/folding Mail/for Inserting Mail In Envelopes,electric	621	2.001	9.198	65.733
8472302000	Machin For Sorting/folding Mail/for Inserting Mail In Envelopes,not Elect.	1	19	44	444
8472901000	Automatic Teller Machines	55.083	366.519	699.996	6.033.763
8472902000	Electronic Fingerprint Identification System	4.057	16.626	55.591	204.486
8472903000	Other Office Machines,electrically Operated	44.804	215.041	730.460	2.551.224
8472909000	Other Office Machines,not Electrically Operated	27.581	145.351	65.537	912.724
8473101000	Printed Circuit Assemblies For Word- Processing	732	25.581	15.564	788.965
8473109000	Other Parts & Access Of The Mach Of Heading 84.69	11.183	101.982	688.123	3.810.497
8473210000	Parts & Access Electronic Calculating Mach Sub 8470.10, 8470.21/8470.29	945	16.355	28.702	310.082
8473290000	Parts & Access Of Other Machines Of Heading 84.70	1.031	136.413	4.373	1.052.084
8473301000	Assembled Printed Circuit Boards For Machines Of Heading 84.71	1.009.304	3.837.042	7.458.214	26.651.197
8473309000	Parts & Access Of other Machines Of Heading 84.71	1.096.384	9.962.213	73.152.315	443.782.016
8473401100	Parts Including Printed Circuit Assemb For Machines Of Heading 84.72	127	1.205	8.906	78.098
8473401900	Other Parts&accessories Of The Mach Of Heading 84.72,for Electric Operate	2.045	16.559	119.517	652.615
8473402000	Other Parts&accessories Of The Mach Heading 84.72,for Non Electric Operate	0	2.149	0	46.155
8473501100	Parts&accessories Suitable For Use With Mach Of Heading 84.71,electric	59.658	172.894	4.084.096	10.154.304
8473501900	Parts&accessories Suitable For Use With Mach Head 84.69 & 84.72,electric	963	238.034	33.663	583.228
8473502000	Part&aces Suitable For Use With Mach Of Heading 84.69-84.72,non-electric	2.582	57.527	33.388	246.537
8474101000	Sorting,screening,separating/washing Machines, Electrically Operated	75.774	761.208	474.762	5.863.912
8474102000	Sorting,screening,separating/washing Machines, Not Electrically Operated	0	70.463	0	362.576
8474201100	Crushing/grinding Machines For Stone Electrically Operated	793.519	3.641.184	1.158.571	4.848.741
8474201900	Crushing/grinding Mach For Earth,ores Oth Mineral Substances,electric Operat	361.108	1.075.245	1.412.516	8.188.872
8474202100	Crushing/grinding Mach For Stone Not Electrically Operated	72.584	99.923	78.720	130.215
8474202900	Crushing/grinding Mach For Earth,ores Oth Mineral Substances,not Electric	28.323	235.097	9.872	482.426
8474311000	Concrete/mortar Mixers, Electrically Operated	124.048	393.156	485.745	2.460.115
8474312000	Concrete/mortar Mixers, Not Electrically Operated	326	97.772	1.334	185.930
8474321000	Mach For Mixing Mineral Substances With Bitumen,electrically Operated	246.470	1.521.356	482.358	3.369.112
8474322000	Mach For Mixing Mineral Substances With Bitumen,not Electrically Operated	0	19.394	0	448.016
8474391000	Other Mixing/kneading Machines Electrically Operated	115.916	341.663	1.039.358	2.737.771
8474392000	Other Mixing/kneading Machines Not Electrically Operated	15.700	16.088	108.000	113.522
8474801000	Mach For Agglomerating,shaping/mauld Solid Mineral Fuels,electric Operat	73.731	1.013.747	783.877	7.768.156
8474802000	Mach For Agglomerating,shaping/mould Solid Mineral Fuels,not Elect. Operat	5.014	75.639	28.990	161.029
8474901000	Parts Of Mach For Heading 8474.10 To 8474.80 Of Electric Operated Machines	2.404.109	6.978.785	17.004.742	48.345.504
8474902000	Parts Of Mach For Heading 8474.10 To 8474.80 Of Not Electric Operat Mach	284.047	966.201	1.665.358	5.814.209
8475101000	Mach For Assembl Electric/electronic Lamps Tubes/valves,electric Operat	8.781	37.883	293.479	950.008
8475102000	Mach For Assembl Electric/electronic Lamps Tubes/valves,not Elect. Operated	1	2.002	2.463	13.247
8475210000	Machines For Making Optical Fibres And Preforms Thereof	3.304	3.304	3.733	3.733
8475290000	Other Machines For Manufacturing/ Hot Working Glass/glassware	123.475	271.857	1.165.945	3.598.972
8475901000	Parts Of Machine For Heading 8475.10 To 8475.29 Of Electric Operated Machin	29.807	145.196	589.962	2.917.877
8475902000	Parts Of Machine For Heading 8475.10 To 8475.29 Of Not Elect. Operated Mach	0	33.264	0	420.628
8476290000	Other Automatic Beverage-vending Machines	14.748	33.525	505.546	626.925
8476810000	Other Automatic Goods-vending Mach, Incorporating Heating/refrigerating	0	9.778	0	22.132

**I.3. IMPOR MENURUT KOMODITI / IMPORT BY HS COMMODITY**  
**\*\*\* MEI / MAY 2008 \*\*\***

H S	Uraian Komoditi Commodity description	Berat bersih / Net weight (Kg)		Nilai / Value C.I.F ( U S \$ )	
		Bulan ini	Kumulatif	Bulan ini	Kumulatif
		Current month	Cum. Jan. to date	Current month	Cum. Jan. to date
8476890000	Other Automatic Goods-vending Machines	3.711	30.773	76.122	222.710
8476901000	Parts Of Automatic Goods-vend Mach Incorpor Heating/refriger,elect.operat	75	1.645	9.532	46.673
8476909000	Parts Of Automatic Goods-vending Mach	295.589	1.667.527	2.541.484	13.200.832
8477101000	Injection-moulding Machines For Moulding Rubber	867.270	3.485.370	4.392.122	19.327.468
8477103100	P.v.c. Injection Moulding Machine	711.214	2.624.973	2.307.136	8.603.220
8477103900	Other Injection-moulding Machines For Moulding Plastics	14.846	640.074	149.125	4.775.398
8477201000	Extruders For Extruding Rubber	14.906	438.586	915.882	6.146.960
8477202000	Extruders For Extruding Plastics	178.751	1.457.290	1.340.584	13.957.055
8477300000	Blow Moulding Machines	206.064	749.964	5.872.790	16.725.818
8477401000	Vacuum Moulding & Other Thermo Forming For Moulding/forming Rubber	87.636	273.194	826.846	2.822.050
8477402000	Vacuum Moulding & Other Thermo Forming For Moulding/forming Plastics	143.685	600.486	858.073	8.855.797
8477510000	Mach For Mould/retread Pneumt Tyres, For Moulding/othwise Forming Inner Tub	145.278	440.253	1.239.267	3.578.905
8477591000	Other Machine For Moulding/otherwise- Forming For Rubber	63.286	117.405	1.917.996	2.371.775
8477592000	Other Machine For Moulding/otherwise- Forming For Plastics	21.407	37.371	16.800	747.764
8477801000	Other Machinery For Rubber, Electrically Operated	564.719	3.527.228	5.764.473	37.896.859
8477802000	Other Mach For Rubber,not Electrically Operated	134.153	1.174.179	1.488.837	24.399.651
8477803100	Lamination Presses For The Manufactr Of Pcb/pwbs	25.940	57.789	157.656	428.199
8477803900	Other Machinery For Plastics, Electrically Operated	12.347	171.977	75.722	1.500.160
8477804000	Other Machinery For Plastics, Not Electrically Operated	4.837	157.281	25.600	2.055.544
8477901000	Parts Of Electrically Operatd Mach For Working Rubber/products From Rubber	143.481	1.072.712	2.589.031	12.664.237
8477902000	Part Of Nonelectric Opratd Mach For Working Rubb/fr The Manuf Product Rubb	138.173	538.150	4.671.459	11.913.049
8477903200	Pars Of Lamination Presses Fr The Manuf Of Pcb/pwbs	29	3.915	14.215	183.558
8477903900	Oth Parts Not In 8477.90.31-32	38.819	73.281	673.300	1.211.632
8477904000	Part Of Non Elect.mach Fr Workig Plast /manuf Of Prodct Frm Plastic Material	60.984	223.803	429.576	2.027.863
8478101000	Machinery For Preparing/making Up Tobacco, Electrically Operated	237.387	1.234.952	11.983.912	49.424.324
8478102000	Machinery For Preparing/making Up Tobacco, Not Electrically Operated	708	12.488	1.990	700.389
8478901000	Part Of Cigar/cigarette Electrically Operated Mach	52.169	150.484	1.281.788	6.193.107
8478902000	Part Of Cigar/cigarette,non Electrically Operated Mach	5.232	32.384	65.803	798.291
8479101000	Machinery Fr Public Works,building/the Like Electrically Operated	228.856	1.071.623	679.218	3.811.393
8479102000	Machinery Fr Public Works,building/the Like Not Electrically Operated	4.637	253.451	77.043	452.418
8479201100	Machinery For Making Palm Oil Electrically Operated	1.531.843	2.816.013	10.035.601	18.934.644
8479201900	Machinery For Preparing Palm Oil Electrically Operated	865.460	1.096.428	24.269.358	26.459.609
8479202100	Machinery For Making Palm Oil Not Electrically Operated	0	177.719	0	1.283.691
8479202900	Machinery Forpreparing Palm Oil Not Electrically Operated	10.703	155.726	36.425	702.738
8479301000	Presses For The Manufacture Of Particle Board Electrically Operated	273.788	776.162	2.426.643	4.833.454
8479302000	Presses For The Manufacture Of Particle Board Not Electrically Opertd	58.276	60.929	433.820	448.338
8479401000	Rope/cable Making Mach, Electrically Operated	67.344	977.524	339.546	4.913.906
8479402000	Rope/cable Making Mach, Not Electrically Operated	5	377	2.180	2.498
8479500000	Industrial Robots, Not Elsewhere Specified/included	10.946	124.365	840.738	5.785.283
8479600000	Evaporative Air Coolers	80.127	257.004	543.753	1.878.807
8479811000	Oth Mach&mechanical Appliance For Treating Metal,electrically Operated	89.495	480.878	757.205	6.249.963
8479812000	Oth Mach&mechanical Appliance For Treating Mtl,nonelectrically Operated	150	20.385	36.881	642.825
8479821000	Mixing,kneading,crush,grind,screen, & Otherwise Machine,electrically Operated	331.616	1.270.801	5.086.689	28.637.140
8479822000	Mixing,kneading,crush,grind,screen, & Otherwise Machine,not Elect Operated	40.778	124.256	378.798	1.286.672
8479892000	Chemical Vapour Deposition App For Flat Panel Display Production	99.592	173.701	660.586	3.448.621
8479893000	Oth Apparatus, Electrically Operated	300.539	4.026.545	3.255.164	23.540.194
8479894000	Oth Apparatus,nonelectrically Operated	83.892	599.491	1.289.394	11.996.174
8479902000	Part Of Goods Of Subheading 8479.89.20	15.663	791.423	1.250.151	5.039.613
8479903000	Part Of Oth Electrically Operated Machines	372.936	1.752.918	4.412.632	18.988.002
8479904000	Part Of Nonelectrically Operated Machines	29.954	232.779	1.173.849	11.758.305
8480100000	Moulding Boxes For Metal Foundry	20.171	181.088	218.449	2.215.583
8480200000	Mould Bases	173.554	988.236	1.501.285	10.346.740
8480301000	Moulding Patterns, Of Copper	28	3.398	251	70.542
8480309000	Moulding Patterns, Of Other Material	305.141	1.348.844	1.948.968	10.488.143
8480410000	Moulds For Metal/metal Carbides Injection/compression Types	46.887	164.823	1.609.212	4.976.534
8480490000	Moulds For Metal/metal Carbides Not Injection/compression Types	114.140	546.204	1.545.234	7.109.987
8480500000	Moulds For Glass	20.784	78.077	320.511	1.428.853
8480600000	Moulds For Mineral Materials	404.000	1.246.360	812.418	4.818.382
8480710000	Moulds For Rubber,plastics, Injection/ Compression Type	382.302	2.042.967	6.070.233	37.451.424
8480790000	Mould For Rubber,plastics, Not Injection , Compression Type	171.698	1.480.200	2.610.029	12.784.267
8481101100	Pres-reduce Valve,iron/steel,manual Operate Sluice,5 Cm <=int Dia <40cm	135.364	407.156	2.056.689	5.543.207
8481101900	Pres-reduce Valve,iron/steel,automatic Operate Sluice,5 Cm<=int Dia <40cm	277.830	1.067.710	1.365.005	6.306.225
8481102000	Pressure-reducing Valves Of Copper/ Copper Alloys	113.337	209.595	254.010	1.259.004
8481109000	Pressure-reducing Valves Not Of Iron/ Steel,not Of Oth Metal,not Of Plastics	290.897	1.272.763	3.112.318	13.637.876
8481201000	Valve For Pneumatic Tran,manual Operate Sluice, 5 Cm<=Internal Diameter<40cm	35.674	59.147	85.508	348.675
8481209000	Valves Not Of Iron/steel, Not Of Oth Metal,not Of Plastics	249.305	828.105	1.963.908	8.764.030
8481301000	Cast Iron Valve Of Swing Check-valve Type,40 <=Inlets Internal Diamtr<600 Mm	46.828	361.518	288.812	1.526.815
8481302000	Check (nonreturn) Valve,copper/copper Alloy, Internal Diameter < 25 Mm	917	22.659	1.863	42.350
8481309000	Other Check (nonreturn) Valve	272.296	1.401.706	2.197.913	14.485.210
8481401000	Safety/relief Valves Of Iron/steel	175.442	556.384	1.445.218	5.330.170
8481409000	Oth Safety/relief Valves	196.020	996.473	2.347.691	12.395.921
8481801100	Valves Fr Inner Tube Of Copper/copper Alloys	209.028	1.041.910	1.957.094	8.079.445
8481801200	Valves For Inner Tubes Of Oth Materials	9.044	49.799	42.757	264.620
8481801300	Valves For Tubeless Tyres Of Copper/ Copper Alloys	120	172	475	979
8481801400	Valves For Tubeless Tyres Of Oth Materials	7.178	23.523	57.750	231.224
8481802100	Lpg Cylinder Valves Having Inlet & Outlet Internal Diameters<=2.5cm	52.873	318.792	465.715	2.394.711
8481802200	Lpg Cylinder Valves Having Inlet & Outlet Internal Diameters>2.5cm	7	124.677	974	517.354
8481803000	Cocks/valves,whether/not Fitted With Piezo Electric Igniters For Gas Stove	146.924	906.065	819.031	4.997.985
8481804100	Soda Water Bottle Valve;gas Operat, Of Plastic, 1 Cm < Internal Dia <= 2,5cm	5.357	19.663	6.432	59.070
8481804900	Oth Soda Water Bottle Valves;gas Operate Beer Dispensing Units	18.964	144.790	79.259	1.610.070
8481805100	Mixing Tapes And Valves,of Plastic, 1 Cm < Internal Diameter <= 2,5cm	37.455	245.038	40.434	226.452

**I.3. IMPOR MENURUT KOMODITI / IMPORT BY HS COMMODITY**  
**\*\*\* MEI / MAY 2008 \*\*\***

H S	Uraian Komoditi Commodity description	Berat bersih / Net weight (Kg)		Nilai / Value C.I.F ( U S \$ )	
		Bulan ini	Kumulatif	Bulan ini	Kumulatif
		Current month	Cum. Jan. to date	Current month	Cum. Jan. to date
8481805900	Others Mixing Tapes And Valves	98.808	1.049.559	130.304	1.149.239
8481806100	Water Pipeline Valve,manual Operate Sluice,5cm<inlet/outlet Int Diamtr>=40cm	6.674	92.168	60.409	176.825
8481806200	Cast Iron Gate Valve,inlet Diamtr>=4cm & Cast Iron Butterfly Valve,inlet Dia>=8cm	46.763	149.839	224.526	1.260.765
8481806300	Cast Iron Gate Valve,inlet Diamtr<4cm & Cast Iron Butterfly Valve,inlet Dia <8cm	78.986	372.320	372.611	1.977.002
8481806400	Hog Nipple Waterer,of Plastics,1 Cm <= Internal Diameter < 2,5 Cm	0	468	0	3.249
8481806500	Other Hog Nipple Waterers	675	1.815	2.442	7.340
8481806600	Nipple Joint Valves,of Plastics, 1 Cm<= Internal Diameter < 2,5 Cm	0	472	0	628
8481806700	Other Nipple Joint Valves	42.692	175.169	192.509	612.311
8481807100	Ball Valves,of Plastics, 1 Cm <=internal Diameter < 2,5 Cm	41.491	338.743	723.851	4.603.193
8481807200	Other Ball Valves	305.797	2.143.669	1.605.413	13.798.198
8481807300	Gate Valve,manual Operate,of Iron/steel, 5cm<=inlet/outlet Internal Diamtr<40cm	251.451	1.225.320	916.047	3.807.808
8481807400	Gate Valve,manual Operate,of Iron/steel, Inlet/outlet Internal Diamtr < 40cm	60.465	147.896	661.591	1.692.388
8481807500	Manifold Valves Of Plastics, 1 Cm <= Internal Diameter < 2,5 Cm	585	1.609	2.000	13.058
8481807600	Other Manifold Valves	88.117	363.994	697.172	3.331.419
8481808100	Pneumatic Control Valve,of Plastics, 1 Cm <=internal Diameter < 2,5 Cm	2	834	104	25.589
8481808200	Other Pneumatic Controlled Valve	14.111	70.243	264.314	1.402.260
8481808300	Oth Valve Of Plastic,inlet Diamtr>=1cm, Outlet Diamtr <= 2,5 Cm	59.878	178.223	103.835	256.968
8481808400	Oth Valve Of Plastic,inlet Diamtr>=1cm, Outlet Diamtr > 2,5 Cm	13.908	28.744	32.893	97.048
8481808500	Oth Valve Of Plastic,with Other Size Of Inlet/outlet Diameter	49.761	166.861	299.075	1.024.653
8481808600	Other Valve Of Stainless Steel/nickle, Manual Operate,weighting < 3 Kg	94.483	353.542	311.370	1.632.229
8481809100	Ball Valves	16.051	127.156	219.602	3.206.296
8481809900	Other Valves And Similar Appliances For Pipes	755.781	4.192.865	9.277.696	49.005.476
8481901000	Parts Of Housing For Sluice/ Gate Valves	7.883	33.921	122.438	558.723
8481902100	Bodies, For Water Taps	795	5.896	25.382	66.453
8481902300	Others Bodies For Taps, Cocks, Valves, And Similar Appliances	8.236	39.919	67.135	312.930
8481902900	Others Parts For Taps, Cocks, Valves, & Similar Appliance Of Int. Dimtr =< 25mm	53.804	326.231	976.547	3.846.677
8481903000	Valve Bodies/stems Of Inner Tube/ Tubeless Tyres Valves	53.197	202.457	560.041	2.164.858
8481904000	Valve Cores Of Inner Tube Valves/ Tubeless Tyres Valves	0	60	0	96
8481909000	Others Parts For Taps, Cocks, Valves, And Similar Appliances	205.303	1.235.553	3.301.033	17.454.530
8482100000	Ball Bearings	1.039.329	6.029.057	10.336.616	53.254.026
8482200000	Tapered Roller Bearings,including Cone&tapered Roller Assemblies	323.447	1.218.720	4.486.316	11.850.901
8482300000	Spherical Roller Bearings	273.335	1.078.334	1.223.577	4.543.511
8482400000	Needle Roller Bearings	20.532	318.208	682.710	5.292.829
8482500000	Oth Cylindrical Roller Bearings	47.510	295.709	794.937	4.484.295
8482800000	Oth,including Combined Ball/roller Bearings	1.132.596	5.177.349	6.841.970	30.286.248
8482910000	Balls, Needles And Rollers	199.087	687.810	3.049.001	10.648.681
8482990000	Other Parts Of Ball And Roller Bearings	501.339	1.893.497	4.174.020	16.367.448
8483101000	Transmission Shafts For Earth Moving Machinery	92.646	600.986	2.879.525	7.778.655
8483102100	Transmissi Shafts For Engines/ Vehicle Head 87.01exc 8701.10/8701.90	13.143	52.059	101.481	632.043
8483102200	Transmission Shafts For Engines Of Vehicles Of Subhead 8701.10/8701.90	1.195	1.554	6.478	15.219
8483102300	Transmission Shafts For Engines Of Vehicles Of Heading 87.11	315.963	1.493.702	4.396.275	21.711.476
8483102400	Transmission Shafts For Engines Of Oth Vehicles Of Chapter 87	1.299.466	5.709.667	10.854.253	49.883.851
8483103100	Transmission Shafts For Marine Propul- Sion Engines Of An Output<=22.38 Kw	0	3.526	0	9.869
8483103900	Transmission Shafts For Marine Propul- Sion Engines Of An Output>22.38 Kw	46.488	303.641	832.163	3.673.358
8483109000	Oth Transmission Shafts	955.019	4.240.369	13.125.713	44.115.473
8483201000	Bearing Housing Incorporating For Earth Moving Machinery	61.279	285.862	201.968	847.464
8483209000	Bearing Housing Incorporating Not For Earth Moving Machinery&motor Vehicle	265.195	1.208.372	964.400	4.004.373
8483301000	Bearing Housing Not Incorporating For Earth Moving Machinery	66.824	300.682	548.583	2.420.193
8483309000	Bearing Housing Not Incorporat Not For Earth Moving Machinery&motor Vehicle	653.510	2.842.748	3.086.205	14.082.689
8483401100	Gear&gearing For Engines Of Vehicles Of Head 87.01exc Subhead 8701.10/90	17.719	90.584	231.809	964.764
8483401300	Gear&gearing For Engines Of Vehicles Of Heading 87.11	260.427	1.179.477	2.719.572	14.146.099
8483401400	Gear&gearing For Engines Of Oth Vehicles Of Chapter 87	558.363	2.336.374	6.473.636	29.074.452
8483402100	Gear&gearing For Marine Propulsion Engines Of An Output<=22.38 Kw	7.932	94.038	65.148	1.391.199
8483402900	Gear&gearing For Marine Propulsion Engines Of An Output>22.38 Kw	563.652	2.474.201	5.441.024	22.086.732
8483403000	Gear&gearing For The Engines Of Earth Moving Machinery	109.106	610.193	1.253.939	7.551.481
8483409000	Gears And Gearing For Oth Engines	678.164	4.330.466	7.186.572	38.405.416
8483500000	Flywheels&pulleys,including Pulley Blocks	570.785	1.970.426	3.837.814	16.653.348
8483600000	Clutches&shaft Couplings(including Universal Joint)	460.263	2.487.333	5.300.195	31.892.951
8483901100	Parts Of 8783.10 For Pedestrian Controll Tractors Of Subheading 8701.10	121.062	178.223	159.593	633.351
8483901300	Parts Of 8783.10 For Oth Tractors Of Heading 87.01	3.043	5.077	6.527	29.956
8483901400	Parts Of 8783.10 For Goods Of Heading 87.11	94.049	286.839	721.968	2.531.361
8483901500	Parts Of 8783.10 For Oth Goods Of Chapter 87	75.595	952.237	616.170	7.520.938
8483901900	Parts Of 8783.10 For Oth	27.087	333.510	165.033	2.859.244
8483909100	Oth Toothed Wheels For Pedestrian Controlled Tractors Of Subhead8701.10	129	502	3.865	7.721
8483909300	Oth Toothed Wheels For Oth Tractors Of Heading 87.01	16	128	1.738	4.552
8483909400	Oth Toothed Wheels For Goods Of Heading 87.11	89.406	385.970	1.172.979	4.471.746
8483909500	Oth Toothed Wheels For Oth Goods Of Chapter 87	113.276	633.663	2.027.097	10.957.580
8483909900	Oth Toothed Wheels For Others	174.371	947.222	1.320.998	7.296.550
8484100000	Gaskets&similar Joint Metal Sheeting Comb With Oth Material/2 More Lays	285.486	1.484.512	3.167.474	16.514.141
8484200000	Mechanical Seal	114.915	461.272	1.171.600	6.054.262
8484900000	Sets/assortments Of Gaskets&similar Joints	178.888	908.350	2.369.402	14.909.321
8486101000	Apparatus For Rapid Heating Of Semiconductor Wafers	611	637	14.697	20.228
8486102000	Spin Dryers For Semiconductor Wafer Processing	170	210	1.862	2.223
8486103000	Machines For Produc Semiconductor Wafer By Removal Of Material,laser/photon	0	3	0	915
8486105000	Grinding, Polishing,lapping Machines For Proces. Of Semiconductor Wafers	9.029	14.220	57.814	345.870
8486106000	Apparatus For Growing/pulling Monocrystal Semiconductor Boules	1.538	45.352	3.395	3.780.550
8486109000	Oth Machines&apparatus For The Manufact Of Boules/wafers	955	45.885	28.153	4.864.194
8486201100	Chemical Vapour Deposition App. For Semiconductor Production	0	331	0	76.000
8486201200	Epitaxial Deposition Mach., Spinners For Coating Photograph Emulsi On Semiconduct	0	68.879	0	407.718
8486201300	Physical Deposition App. By Sputtering On Semicond Wafer, For Semicond Product	0	172	0	2.336
8486201900	Other Film Formation Equipment	0	151	0	49.598

**I.3. IMPOR MENURUT KOMODITI / IMPORT BY HS COMMODITY**  
**\*\*\* MEI / MAY 2008 \*\*\***

H S	Uraian Komoditi Commodity description	Berat bersih / Net weight (Kg)		Nilai / Value C.I.F ( U S \$ )	
		Bulan ini	Kumulatif	Bulan ini	Kumulatif
		Current month	Cum. Jan. to date	Current month	Cum. Jan. to date
8486202100	Ion Implanters For Doping Semiconductor Materials	0	153	0	1.064
8486202900	Other Doping Equipment	0	20	0	240
8486203100	Deflash Mach, Spraying Appliance For Etching,stripping,cleaning Semicon Wafer	805	2.403	50.000	152.471
8486203300	App For Wet Etching, Developing, Stripping,cleaning Semiconductor Wafers	6.460	8.514	976.420	1.181.416
8486203900	Other Etching And Stripping Equipment	12	162	365	3.052
8486204900	Other Lithography Equipment	185	563	3.143	9.628
8486205100	Dicing Machines For Scribing/scoring Semiconductor Wafers	0	373	0	6.204
8486205900	Other Equipment For Developing Exposed Wafers	449	11.208	40.425	124.756
8486209100	Lasercutters For Cut Contact. Tracks In Semiconductor Production By Laser Beam	0	13.749	0	74.420
8486209200	Mach. For Bend, Fold And Straightening Semiconductor Leads	0	6.199	0	261.347
8486209300	Resistance Heated Furnaces, Ovens For The Manufact Of Semicon Device/on Wafer	500	745	4.000	21.159
8486209400	Inductance/dielectric Furnace, Oven For The Manufact Of Semicon Device/on Wafer	0	11.043	0	904.996
8486209900	Other Mach. & Apprts For The Mnfact Of Semicon. Devices/of Elect Integ. Circuit	10	2.293	792	105.453
8486301000	App. For Dry Etch Pattern On Flat Panel Display Substrates	0	209	0	4.816
8486302000	App. For Wet Etch, Develop, Stripping Or Cleaning Flat Panel Displays	0	1.143	0	8.365
8486303000	Chemical Vapour Deposition App.to Prod Spinners For Coat,physic Depo.flat Panel	0	21	0	299
8486309000	Othetr Mach. And App. For The Manufact Of Flat Panel Displays	2.786	5.806	13.442	61.210
8486401000	Focused Ion Beam Milling Mach To Prodc, Repair Mask,recticle For Pattern S-device	6	17.136	260	81.260
8486402000	Die Attach App, Auto-tape/wire Bonders, Auto-mach.trans/handle/storage,wafer Box	4.733	17.599	61.365	1.917.311
8486403000	Moulds For Manufact. Of Semiconductor Devices	4.569	17.558	226.756	757.145
8486404000	Optical Stereoscopic Microscopes With Equip. Design To Handle Of S-wafer/rticle	80	193	2.600	23.513
8486405000	Photomicrographic Microscope With Equip Design To Handle Of S-wafer/recticle	0	323	0	94.295
8486406000	Electron Beam Microscopes With Equip Design To Handle Of S-wafer/recticle	0	15	0	2.788
8486409000	Other Machines And Apparatus Specified In Note 9(c) To This Chapter	0	26	0	3.863
8486901100	Parts And Accessories Of App For Rapid Heating Of Semiconductor Wafer	749	2.775	9.573	37.095
8486901200	Parts & Accessories Of Spin Dryers For Semiconductor Wafer Prosesing	0	13	0	373
8486901300	Parts&accessories Of Mach. For Prod.semi Con Wafers By Removal/laser/photon	770	7.690	18.006	97.749
8486901400	Tool Holders&self-open Diehead, Of Mach For Sawing S-boul To Slice/wafer To Chip	168	1.363	20.153	24.766
8486901500	Oth Parts, Access.of Mach. For Sawing M-crystal S-boule To Slice/wafer To Chip	5.413	10.645	103.452	154.603
8486901600	Parts & Access.of Grind, Polish, Lap Mach For Processing Of Semicon. Wafers	0	86	0	4.730
8486901900	Oth Parts, Access.of Mach. And App. For The Manufact. Of Boules/wafers	0	583	0	3.776
8486902200	Parts & Access. Of Epitaxial Depo. Mach, Spinner For Coat Photo. Emuls On S-wafer	815	5.175	122.842	914.056
8486902300	Parts & Access. Of Ion Implanter For Doping Of App For Physical Depo, Sputter	53	356	88	9.901
8486902500	Oth Parts & Access. Of Spray For Etch, Strip,clean,dev S-wafer,dry-etch Pattern	858	4.796	26.040	96.399
8486902600	Tool Holder/self-open Diehead,of Dicing Mach Laser Cutters,fold,strighn S-lead	0	2.532	0	3.661
8486902700	Other Part And Accessories Of Dicing Mach Laser Cutters,fold,strighn S-lead	3	1.193	10.873	84.204
8486902800	Part & Access Of Resist Heated, Induct, Dielectric Furnaces/oven Mnfact S-wafer	0	2.800	0	12.000
8486902900	Oth Part & Acces Of Mach & App.for Mnfct Of S-devices/of Elect. Integ-circuits	0	218	0	12.575
8486903200	Tool Holder/self-open Dieheads,of App. Wet Etch Patterns On Flat Panel Display	0	894	0	9.222
8486903300	Oth. Part&access Of App For Wet Etching Develop, Strip/clean Flat Panel Display	0	795	0	39.452
8486903900	Oth Part & Access Of Mach And Apparatus For The Manufact. Of Flat Panel Displays	0	417	0	28.680
8486904100	Part & Acces Of Focused Ion Beam Milling Mach To Produce, Repair Mask, Reticle	0	4	0	34
8486904200	Part&accs Of Die Attach App, Auto-tape /wire Bonder, Encapsul Equip For Assembl	44.827	52.084	317.520	481.762
8486904300	Part&accs Of Auto-mach Transport, Handl Storage Of S-conductors, Wafer	0	3	0	46
8486904400	Part&acc Of Optic Stereoscop Microscope With Equip To Hndle/tran Of S-wafer/rtcl	23	23	122	122
8486904500	Part & Acces Of Electron Beam Microscope With Equip To Hndle/tran Of S-wafer/rtcl	1	1	198	198
8486904600	Part & Acces Of Pattern Generating App Used To Prod Masks/rtcl From Photoresist	0	540	0	39.150
8486904900	Part And Acces Of Other Mach & App Specified In Note 9(c) To This Chapter	307	3.581	7.860	66.388
8487100000	Ships/boats Propellers And Blades	402.664	1.126.301	2.990.648	9.274.155
8487900010	Oil Seal Rings	245.407	766.547	3.070.599	7.305.719
8487900090	Oth Mach. Parts, Not Cont. Electric Con- Nector,insulator,coil, Oth Elec.features	257.392	1.251.512	3.945.199	19.576.601
8501101100	Stepper Dc Motors Of An Output =<37.5w	78.534	395.343	1.992.694	8.800.674
8501101200	Spindle Dc Motors Of An Output =<37.5w	35.106	125.309	1.374.444	5.042.672
8501101900	Others Dc Motors Of An Output =<37.5w	188.803	901.499	2.297.981	11.418.317
8501109100	Stepper Universal (ac/dc) Motors Of An Output =<37.5w	608	3.910	7.503	72.009
8501109200	Spindle Universal (ac/dc) Motors Of An Output =<37.5w	13.610	44.673	379.621	2.949.967
8501109900	Others Universal (ac/dc) Motors Of An Output =<37.5w	523.771	2.574.497	3.715.297	16.593.416
8501201100	Universal (ac/dc) Motors Of An Output >746 W And < 1 Kw	12.642	28.791	21.215	166.614
8501201900	Universal (ac/dc) Motors Of An Output >37.5 W And <= 746 W	284.067	1.440.872	445.820	1.742.034
8501202000	Universal (ac/dc) Motors Of An Output>1 Kw	11.495	106.635	45.658	503.433
8501311000	Dc Motors An Output =< 750 W	144.025	1.955.282	468.014	10.596.825
8501312000	Dc Generators An Output =< 750 W	256.921	1.861.338	742.330	6.700.993
8501320000	Dc Motors/dc Generator An Output > 750w And <= 75 Kw	553.937	2.815.741	1.069.235	4.472.386
8501330000	Dc Motors/dc Generator An Output >75 Kw And <= 375 Kw	394.703	1.251.923	313.072	1.646.496
8501340000	Dc Motors/dc Generator An Output > 375kw	25.334	98.175	43.618	638.446
8501401000	Oth Ac Motors, Single-phase Of An Output <=1kw	198.262	1.185.237	726.548	3.103.029
8501402000	Oth Ac Motors, Single-phase Of An Output >1kw	185.305	336.825	171.418	704.844
8501510000	Oth Ac Motors, Multi-phase Of An Output <=750 W	164.261	722.623	842.409	3.182.926
8501521000	Oth Ac Motors, Multi-phase Of An Output > 750w And <=1kw	234.467	753.255	413.250	1.934.179
8501522000	Oth Ac Motors, Multi-phase Of An Output > 1 Kw And <= 37.5 Kw	562.293	2.394.190	1.280.010	6.330.737
8501523000	Oth Ac Motors, Multi-phase Of An Output > 37.5 Kw And <= 750 Kw	182.701	710.318	905.516	3.062.625
8501530000	Oth Ac Motors,multi-phase Of An Output >75kw	143.464	828.969	869.595	7.401.542
8501611000	Ac Generator Of An Output <=12.5 Kva	518.273	2.555.237	824.579	3.893.367
8501612000	Ac Generator Of An Output > 12.5 Kva & <=75kva	234.486	914.221	483.979	1.355.479
8501621000	Ac Generator Of An Output > 75 Kva & <= 150 Kva	10.978	96.900	21.992	164.576
8501629000	Ac Generator Of An Output > 150 Kva & <= 375 Kva	38.240	184.443	88.769	437.558
8501630000	Ac Generator Of An Output > 375 Kva & <=750kva	47.188	1.285.513	61.729	18.704.319
8501640000	Ac Generator Of An Output > 750 Kva	221.247	416.973	471.266	11.509.178
8502110000	Generat Sets With Compression Ignition Inter Combust Piston Output <=75 Kva	825.172	3.572.418	2.392.505	11.334.795
8502121000	Generating Sets With Spark-ignit Intern Combust Pist Output >75kva & <=125kva	44.786	260.997	372.270	1.006.724
8502129000	Generating Sets With Spark-ignit Intern Combust Pist Output >125kva & <=375kva	310.562	1.483.017	1.284.859	7.340.402

I.3. IMPOR MENURUT KOMODITI / IMPORT BY HS COMMODITY  
 \*\*\* MEI / MAY 2008 \*\*\*

H S	Uraian Komoditi Commodity description	Berat bersih / Net weight (Kg)		Nilai / Value C.I.F ( U S \$ )	
		Bulan ini	Kumulatif	Bulan ini	Kumulatif
		Current month	Cum. Jan. to date	Current month	Cum. Jan. to date
8502131000	Generating Sets With Spark-ignit Intern Combust Pist Output > 12500 Kva	258.848	568.514	12.008.227	15.176.775
8502139000	Generating Sets With Spark-ignit Intern Combust Pist Output >375kva & <=12500 Kva	767.547	4.385.110	8.900.859	64.138.464
8502201000	Generating Sets With Spark-ignit Intern Combust Pist Output <=75 Kva	593.027	2.803.987	936.274	4.672.664
8502202000	Generating Sets With Spark-ignit Intern Combust Pist Output >75kva & <=100kva	1.097	42.525	22.410	84.985
8502203000	Generat Sets With Spark-ignition Intrn Combust Piston Outp>100kva & <=10000kva	293.823	1.594.365	8.138.655	21.353.161
8502204100	Generating Sets With Spark-ignit Intern Combust Piston Output >12500 Kva	31.610	40.050	227.644	361.091
8502204900	Generating Sets With Spark-ignit Intern Combust Piston Outputs>10000kva & <=12500kva	280.195	1.644.847	267.521	3.271.936
8502311000	Oth Generating Sets Wind-powered Of An Output <=10,000 Kva	0	49.084	0	2.919.235
8502319000	Oth Generating Sets Wind-powered Of An Output >10,000 Kva	68	68	475	475
8502391000	Oth Generating Sets Not Wind-powered Of An Output <=10 Kva	102.458	687.830	152.348	983.415
8502392000	Oth Generating Sets Not Wind-powered Of An 10 Kva<output<=10,000 Kva	87.865	286.002	182.504	1.591.178
8502393100	Oth Generating Sets Not Wind-powered Of An Output > 12,5000 Kva	0	148.512	0	1.170.190
8502393900	Oth Generating Sets Not Wind-powered Of An Output > 10,000 Kva & <=12,500 Kva	41.531	1.018.192	78.188	17.507.417
8502400000	Electric Rotary Converters	4.031	43.235	93.683	532.491
8503001100	Stators For Ceiling Fans For Generators Of An Output <= 10000 Kw	47.798	138.403	173.189	1.188.291
8503001200	Parts Of Motors For Generators Of An Output <=1.5 Kw & >75kw	5.757	112.055	39.678	504.835
8503001300	Parts Of Motors For Generators Of An Output >1.5 Kw & <=75kw	100.132	400.734	812.811	3.694.975
8503009000	Parts Of Motors For Generators Of An Output >75 Kw & <= 10000 Kw	880.601	4.221.890	11.436.074	57.015.171
8504100000	Ballasts, For Discharge Lamps/tubes	330.869	1.724.502	1.065.950	6.760.810
8504211000	Step-voltage Regulators;instrument Tranformer With A Power Handl Cap<=5kva	30.681	74.999	195.105	658.797
8504219100	Liquid Dielect Transformer With Handling Cap>5kva & <=10kva, Side Voltage>=66 Kv	21.229	32.494	37.967	197.925
8504219900	Liquid Dielect Transformer With Handling Cap>5kva & <=10kva, Side Voltage <66 Kv	120.577	206.276	1.398.602	3.286.389
8504221100	Step-voltage Regulator, Side Voltage >=66kv & Handling Cap>650kva & <=10000kva	0	39.912	0	97.167
8504221900	Step-voltage Regulator Of A High Side Voltage Of <66,000 Volts	45.705	275.975	436.707	1.882.934
8504229100	Liquid Dielect Transformer, Side Voltage >=66 Kv, Handl Cap >650 Kva & <=10000kva	0	24.198	0	215.797
8504229900	Liquid Dielect Transformer, Side Voltage < 66 Kv, Handl Cap >650 Kva & <=10000kva	1.256	513.024	18.685	2.930.492
8504231000	Liquid Dielectric Transformers, Power Handl Cap > 10000kva & <= 15000kva	0	153.823	0	1.123.199
8504232100	Liquid Dielectric Transformers, Power Handl Cap > 15000kva & <= 20000kva	0	752.919	0	754.267
8504232900	Liquid Dielectric Transformers, Power Handl Cap > 20000kva	85.175	316.724	954.280	1.981.565
8504311000	Instrum. Potential Transformer, Power Handling Capacity <= 1 Kva	87.171	449.515	590.992	3.000.723
8504312000	Instrum. Current Tranformer With Power Handling Capacity <= 1 Kva	98.643	294.725	455.717	3.186.247
8504313000	Flyback Transformer, Power Handling Capacity < 1 Kva	77.320	286.741	488.060	1.989.074
8504314000	Intermediate Frequency Transformer, Power Handling Capacity <= 1 Kva	54.511	628.081	395.485	3.115.221
8504315000	Step Up/down Transformer,slide Regulator Handling Capacity <= 1 Kva	299.780	1.340.522	1.349.490	6.192.674
8504319000	Oth Transformer Having Power Handling Capacity <= 1kva	306.977	1.238.068	2.347.320	11.386.423
8504321100	Matching Transformers, Power Handling Capacity > 1 Kva And <= 5 Kva	7.837	68.513	68.906	725.119
8504321900	Oth Instrument Transformator, Power Handling Capacity > 1 Kva And <= 5 Kva	2.058	161.901	12.186	725.068
8504322000	Instrmt Used With Toys,scale Models Or Similar Recreational Models	0	62	0	10.387
8504323000	Oth Transformer, High Frequency, Power Handling Capacity > 1 Kva And <= 5 Kva	233	5.612	6.421	52.909
8504324100	Matching Transformers, Power Handling Capacity > 5 Kva And <= 10 Kva	0	631	0	13.194
8504324900	Oth Instrument Transformator, Power Capacity > 5 Kva And <= 10 Kva	439	20.096	8.823	43.276
8504325100	Matching Transformers, Power Handling Capacity > 10 Kva And <= 16 Kva	0	730	0	8.333
8504325900	Oth Instrument Transformator, Power Capacity > 10 Kva And <= 16 Kva	12.477	85.562	65.708	392.742
8504331100	Matching Transform.side Voltage >= 66kv & Power Cap. > 16 Kva And <= 500 Kva	0	104	0	1.457
8504331900	Oth Instrum Transform.side Voltage>=66kv & Power Cap. > 16 Kva And <= 500 Kva	196	34.567	17.593	71.120
8504339100	Matching Transform. Side Voltage < 66kv & Power Cap. > 16 Kva And <= 500 Kva	0	474	0	8.529
8504339900	Oth Instrum Transform. Side Voltage<66kv & Power Cap. > 16 Kva And <= 500 Kva	6.981	223.527	81.272	1.999.024
8504341100	Matching Transform.side Voltage >=66kv & Power Cap >10000 Kva & <=15000 Kva	10.935	31.990	9.552	185.652
8504341200	Oth Instrum Transform.side Voltage>=66kv Power Cap >10000 Kva & <=15000 Kva	0	110.039	0	1.664.855
8504341300	Matching Transform.side Voltage < 66kv & Power Cap >10000 Kva & <=15000 Kva	0	2.450	0	50.544
8504341400	Oth Instrum Transform. Side Voltage<66kv Power Cap >10000 Kva & <=15000 Kva	15.500	162.860	138.700	2.877.399
8504342100	Matching Transform. Having A Power Handling Capacity >15000 Kva	0	1.079	0	13.934
8504342900	Oth Instrument Transform. With Power Handling Capacity >15000 Kva	107.149	409.400	362.593	2.696.585
8504401100	Uninterrupted Power Supplies (ups)	480.091	3.775.640	3.119.962	18.516.442
8504401900	Oth Static Converter For Automatic Data Processing Machines	78.343	572.903	1.283.675	10.191.287
8504402000	Battery Chargers Having A Rating>100 Kva	28.689	424.451	360.214	1.775.739
8504403000	Other Rectifiers	51.538	259.475	1.311.300	4.326.462
8504404000	Inverters	16.943	74.214	159.647	956.546
8504409000	Other Static Converter	352.264	1.494.419	5.551.191	17.266.059
8504501000	Inductors For Power Supply For Automatic Data Process Mach&unit Thr,telecom App	37.902	396.881	388.643	4.852.279
8504502000	Chip Type Fixed Inductors	12.158	26.942	322.455	809.126
8504509100	Other Inductors, With Power Handling Capacity > 2500 Kva And <= 10000 Kva	21.287	69.555	845.943	3.089.067
8504509200	Other Inductors Having A Power Handling Capacity > 10000 Kva	978	5.316	23.713	125.720
8504901000	Parts Of Goods Of Subheading 8504.10	8.007	157.226	73.796	2.150.030
8504902000	Parts Of Printed Circuit Assmb Good Sub 8504.40.11,8504.40.19,8504.50.11	3.102	35.736	27.324	1.806.320
8504903100	Radiator Panel,flat Tube Radiator Assemb For Distrib&power Transformer	8.730	107.040	67.657	287.909
8504903900	Oth Part Of Electrical Transformers Of A Capacity <= 10,000 Kva	6.299	1.421.627	76.154	4.468.891
8504904100	Radiator Panel,flat Tube Radiator Assemb For Distrib&power Transformer >10000 Kva	10.665	26.970	23.828	131.314
8504904900	Oth Part Of Electrical Transformers Of A Capacity > 10,000 Kva	92.964	274.641	127.742	539.858
8504905000	Other, For Inductors Of Capacity <= 2500 Kva	65	2.819	14.953	43.547
8504906000	Other, For Inductors Of Capacity > 2500 Kva	360	7.953	21.140	301.584
8504909000	Parts Of Goods Of Heading 8504 Oth Than Subheading 8504.10.	432.873	1.781.069	2.567.724	11.273.420
8505110000	Permanent Magnet Of Metal	122.687	638.072	757.087	6.186.952
8505190000	Permanent Magnet Not Of Metal	377.866	2.351.246	4.426.374	23.496.145
8505200000	Electro Magnetic Couplings, Clutches And Brakes	91.660	376.094	402.632	2.626.126
8505901000	Electro Magnetic/permanent Magnet Chucks,clamps&similar Holdg Devices	14.056	646.832	122.873	6.498.968
8505902000	Parts Of Goods Of Subheading 8505.20	24.011	26.993	21.582	121.080
8505909000	Oth Non-permanent Magnet	135.306	808.937	2.873.690	11.862.283
8506101000	Manganese Dioxide Having External Volume <=300 Cm Of Primary Cell/batteries	133.447	381.859	251.575	1.541.246
8506109000	Manganese Dioxide Having External Volume > 300 Cm Of Primary Cell/batteries	77.145	585.748	579.675	4.593.855
8506300000	Mercuric Oxide Of Primary Cell/batteries	0	229	0	7.288

I.3. IMPOR MENURUT KOMODITI / IMPORT BY HS COMMODITY  
 \*\*\* MEI / MAY 2008 \*\*\*

H S	Uraian Komoditi Commodity description	Berat bersih / Net weight (Kg)		Nilai / Value C.I.F ( U S \$ )	
		Bulan ini	Kumulatif	Bulan ini	Kumulatif
		Current month	Cum. Jan. to date	Current month	Cum. Jan. to date
8506500000	Lithium Of Primary Cell/batteries	15.526	105.627	139.436	1.149.370
8506600000	Air-zinc Of Primary Cell/batteries	38	2.546	160	53.864
8506801000	Zinc Carbon, Having An External Volume <=300 Cm Of Primary Cell/batteries	0	16.036	0	82.820
8506802000	Zinc Carbon, Having An External Volume > 300 Cm Of Primary Cell/batteries	3.392	6.264	19.301	53.752
8506809000	Other Primary Cell/batteries	498.529	2.043.133	6.044.914	34.983.558
8506900000	Parts Of Primary Cells/batteries	168.717	819.222	3.371.164	13.940.899
8507101000	Lead-acid, For Starting Piston Engine Of A Kind Used For Aircraft	8.689	166.067	39.526	798.461
8507109000	Lead-acid, For Starting Piston Engine Of A Kind Used Not For Aircraft	1.048.482	3.575.128	5.156.868	13.010.785
8507201000	Oth Lead-acid Accumulator Of A Kind Used For Aircraft	51	6.512	312	567.926
8507209000	Oth Lead-acid Accumulator Of A Kind Used Not For Aircraft	283.316	1.059.626	880.809	3.291.081
8507300000	Nickel-cadmium Of Electric Accumulators Including Separator Therefor	24.381	93.228	151.078	809.979
8507400000	Nickel-iron Of Electric Accumulators Including Separator Therefor	16	1.059	100	16.426
8507801100	Lithium Ion Accumulators Of A Kind Used For Laptop (incl. Notebook, Subnotebook)	527	1.795	16.662	114.510
8507801900	Other Lithium Ion Accumulators	1.501	220.562	36.697	315.982
8507802000	Oth Accumulator Of A Kind Used For Aircraft	0	16.007	0	342.180
8507809000	Other Accumulator	228.065	1.154.611	1.412.241	6.326.567
8507901100	Plate Of Goods Of Subheading 85.07.90 8507.10	1	276	221	10.371
8507901200	Plate Of A Kind Used For Aircraft	0	7	0	8.924
8507901900	Plates For Other Accumulators	60.230	140.327	242.090	771.975
8507909100	Other Parts Of A Kind Used For Aircraft	0	471	0	21.866
8507909200	Battery Separators In Sheets, Rolls/cut To Size Of Materials Oth Than Pvc	66.267	389.401	307.579	1.838.134
8507909300	Part Of Goods Of Subheading 8507.10.90	23.566	121.107	97.884	473.174
8507909900	Part Of Good Of Heading 8507.10 Oth Than Subheading 8504.10.90	26.334	127.026	401.197	1.132.307
8508110000	Vacuum Cleaner With Self-contained Elect A Power < 1,500 W & A Dust Bag < 20 L	74.348	205.830	522.498	1.554.205
8508190000	Oth Vacuum Cleaners With Self-contained Electric	222.782	348.627	2.173.978	2.757.076
8508600000	Other Vacuum Cleaners	70.542	291.053	678.861	2.264.596
8508700010	Part Of Vacuum Cleaner For Domestic Use	14.751	28.196	81.414	196.472
8508700090	Part Of Vacuum Cleaner Other Than Domestic Use	2.787	34.129	38.960	364.670
8509400000	Food Grinder&mixer,fruit/vegetable Juice Extract With Self-contained Elect Motor	377.473	1.534.567	1.383.711	4.953.066
8509801000	Floor Polishers With Self-contained Electric Motor	6.085	42.431	24.234	236.825
8509809000	Oth Electro-mechanic Domestic Appliances With Self-contained Electric Motor	80.582	262.105	687.508	1.398.713
8509901000	Part Of Goods Of Subheading 8509.80.10	17.897	31.930	213.416	535.261
8509902000	Part Of Goods Of Subheading 8509.40.10 Or 8509.80.90	159.488	1.389.091	271.070	2.124.564
8510100000	Shavers, With Self-contained Electric Motor	10.315	48.351	66.239	262.949
8510200000	Hair Clippers, With Self-contained Electric Motor	3.361	39.061	14.176	83.480
8510300000	Hair-removing Appliances, With Self-contained Electric Motor	170	2.143	547	16.641
8510900000	Parts Of Shavers, With Self-contained Electric Motor	28.136	163.531	603.752	3.276.901
8511101000	Sparking Plugs Suitable For Aircraft Engines	371	16.781	11.086	494.264
8511109000	Other Sparking Plugs	116.879	649.063	823.520	3.217.600
8511200000	Ignition Magnetos, Magneto-dynamos, Magnetic Flywheels	40.261	214.598	352.796	1.944.146
8511302000	Unassembled Distributors/ignition Coil Excluding Those For Aircraft Engines	3.513	18.339	83.981	320.252
8511309000	Other Distributors; Ignition Coils	253.593	1.049.647	2.801.765	13.240.263
8511401000	Starter Motors & Dual Purpose Starter- Generators For Aircraft Engines	605	2.171	24.715	507.316
8511402000	Other Unassembled Starter Motors	23.702	201.938	757.580	4.622.738
8511403000	Starter Motors For Vehicles Of Heading 87.01 To 87.05	243.285	780.844	1.550.620	6.160.174
8511409000	Other Starter Motor	399.514	1.217.809	3.358.643	13.565.534
8511501000	Other Generator Suitable For Aircraft Engines	1.746	10.649	411.661	631.076
8511502000	Other Unassembled Alternators	997	21.947	3.729	40.101
8511503000	Oth Alternators For Vehicles Of Heading 87.01 To 87.05	320.952	1.374.001	2.627.981	12.482.733
8511509000	Other Generators	118.885	895.646	1.183.644	7.849.284
8511800000	Other Equipment Of Electrical Ignition Or Internal Combustion Engines	57.854	241.877	877.077	4.418.050
8511900010	Parts Of Goods For Aircraft Engines	266	15.216	11.412	210.492
8511900091	Contact Points	10.987	74.645	182.361	4.232.270
8511900099	Other Parts Of Electrical Ignition/ Internal Combustion Engines	413.775	2.121.323	4.829.279	27.443.323
8512100000	Lighting/visual Signalling Equipment Of A Kind Used On Bicycles	74.924	304.939	134.655	1.067.886
8512201000	Lighting/visual Signalling Equipment For Motor Cars, Assembled	497.284	2.207.828	6.714.582	30.917.622
8512202000	Unassembled Lighting/visual Signaling Equipment	15.177	113.693	118.926	905.278
8512209000	Other Lighting/visual Signalling Equipment	109.819	579.626	2.037.726	10.119.447
8512301000	Horns And Serenes, Assembled	113.392	393.289	272.285	1.854.953
8512302000	Unassembled Sound Signalling Equipment	1.587	9.031	5.392	38.401
8512309000	Other Sound Signalling Equipment :	74.783	301.060	553.454	1.845.813
8512400000	Windscreen Wiper, Defroster & Demisters	56.811	479.430	357.536	3.399.352
8512901000	Parts Of Goods Of Subheading 8512.10	22.049	173.494	60.040	1.824.680
8512902000	Parts Of Goods Of Subheading 8512.20 8512.30,/8512.40	240.476	921.060	2.546.593	12.228.466
8513101000	Miners Helmet Lamps	7.061	13.460	236.475	634.053
8513102000	Quarrymens Lamps	0	3.116	0	10.853
8513109000	Other Portable Electric Lamps	321.075	1.337.209	815.714	3.131.351
8513903000	Parts Of Reflectors For Flashlights; Plastic Switch	12.077	92.008	25.959	178.379
8513909000	Oth Part Of Portable Elect Lamp Designed To Fuct By Their Own Source Of Energy	64.320	427.388	459.654	1.124.190
8514100000	Resistance Heated Furnaces And Ovens	86.559	206.411	1.153.735	3.663.734
8514202000	Oth Furnace/oven Function By Induction Manufact. Of Pcb/printed Wiring Board	5	38.160	1.053	1.137.416
8514209000	Oth Furnaces/oven Function By Induction Or Dielectric Loss	258.726	733.565	1.384.839	7.573.995
8514302000	Oth Elect Furnace/oven For The Manufact Of Pcb/printed Wiring Board	1.337	5.508	31.061	93.985
8514309000	Other Furnaces And Ovens	235.794	809.730	1.051.261	3.307.930
8514400000	Oth Equipment For The Heat Treatment Of Materials By Induction/dielectric Loss	12.378	350.125	192.348	1.386.305
8514902000	Part Of Industrial/laboratory Electric Furnaces/oven For Manufact.of Pcb/pwb	6.513	64.315	68.155	678.552
8514909000	Other Parts Of Furnaces And Ovens	126.426	428.111	887.376	3.009.027
8515110000	Soldering Irons And Guns	21.017	126.782	121.910	676.557
8515191000	Mach And App For Soldering Component On Pcb/printed Wiring Boards	19.547	115.340	50.459	1.459.045
8515199000	Other Brazing/soldering Machines And Apparatus	32.268	184.638	447.823	2.161.727
8515210000	Mach And App For Resistance Welding Of Metal Fully/partly Automatic	91.800	264.803	210.661	978.676

**I.3. IMPOR MENURUT KOMODITI / IMPORT BY HS COMMODITY**  
**\*\*\* MEI / MAY 2008 \*\*\***

H S	Uraian Komoditi Commodity description	Berat bersih / Net weight (Kg)		Nilai / Value C.I.F ( U S \$ )	
		Bulan ini	Kumulatif	Bulan ini	Kumulatif
		Current month	Cum. Jan. to date	Current month	Cum. Jan. to date
8515290000	Mach And App For Resistance Welding Of Metal Non-automatic	78.727	673.549	495.153	2.954.512
8515310000	Mach And App For Arc Welding Of Metal Fully/partly Automatic	130.507	714.610	1.142.423	5.396.909
8515391000	Ac Arc Welders, Transformer Type Non- Automatic	76.879	561.295	950.791	2.515.551
8515399000	Mach And App For Arc Welding Of Metal Non-automatic	283.182	755.936	1.798.157	4.687.149
8515801000	Electric Mach & App For Hot Spraying Of Metals/sintered Metal	24.632	147.408	112.225	926.330
8515809000	Electric Mach & App Not For Hot Spraying Of Metals/sintered Metal	63.645	291.433	849.376	2.582.768
8515901000	Parts Of Ac Arc Welder, Transformer Type	1.409	112.764	99.515	2.622.188
8515902000	Parts Of Mach & App For Soldering Component On Pcb/printed Wiring Boards	6.555	18.384	129.981	408.366
8515909000	Other Parts In Heading 8515	283.009	862.058	2.788.562	8.393.337
8516101000	Electric Instantaneous/storage Water Heaters	238.454	702.205	1.206.577	3.234.954
8516103000	Electric Immersion Water Heaters	7.929	45.240	13.870	126.150
8516210000	Storage Heating Radiators	0	14	0	844
8516290000	Oth Electric Space Heating App/electric Soil Heating Apparatus	12.798	37.014	312.537	671.148
8516310000	Hair Dryers	29.324	148.306	135.456	433.335
8516320000	Other Hair-dressing Apparatus	45.340	206.285	85.559	392.949
8516330000	Hand-drying Apparatus	2.363	16.108	18.664	144.239
8516401000	Electric Smoothing Irons Of Kind Design To Use Steam From The Indust Boilers	377	8.874	1.335	73.591
8516409000	Other Electric Smoothing Irons	221.356	689.680	701.082	1.988.264
8516500000	Microwave Ovens	75.110	363.609	271.274	1.222.855
8516601000	Rice Cookers	1.683.925	4.843.337	5.983.926	16.674.828
8516609000	Cooking Plates,boiling Rings,grillers & Roasters	195.873	707.596	586.952	1.999.723
8516710000	Coffee/tea Makers	21.429	76.349	84.497	373.727
8516720000	Toasters	85.361	246.957	276.571	748.971
8516791000	Kettles	21.853	54.076	52.978	135.107
8516799000	Other Electro-thermic Appliances	129.777	736.202	459.400	2.299.030
8516801000	Elect Heating Resistor For Type-founding /type-setting Mach; For Indust. Furnaces	3.900	18.625	23.160	174.656
8516802000	Sealed Hotplates For Domestic Appliances	317	2.494	4.701	75.549
8516803000	Other Electric Heating Resistors For Domestic Appliances	26.297	40.251	113.549	231.780
8516809000	Other Electric Heating Resistors Not For Domestic Appliances	59.986	267.127	460.242	1.672.764
8516902000	Parts Of Goods Of Sub 8516.33,816.50, 8516.60, 8516.71/8516.79.10	390.390	1.307.316	616.310	2.100.240
8516903000	Parts Of Goods Of Sub 8516.10	61.606	332.921	164.142	625.501
8516909000	Other Parts Of Goods Of Sub 8516	1.167.921	6.483.867	5.465.529	32.265.554
8517110000	Line Telephone Sets With Cordless Handsets	14.477	307.861	787.253	15.575.799
8517120000	Telephones For Cellular Networks/for Other Wireless Networks	419.625	2.516.478	57.549.709	314.836.260
8517180000	Other Telephone Sets	194.470	584.492	6.416.540	22.086.296
8517610010	Set Top Boxes Which Have A Communication Functions Of Base Station	319.872	1.403.466	5.175.015	56.476.400
8517610020	Base Station For Radio-broadcasting	0	14	0	49
8517610090	Other Base Stations	155.070	1.407.377	15.552.882	70.544.782
8517621000	Radio Transmitters/receivers For Simult. Interpretation At Multilingual Conference	1.707	2.536	413.464	1.022.471
8517622100	Control & Adaptor Units, Incl. Gateways, Bridges And Routers	15.872	166.191	110.251	1.259.795
8517622900	Oth Unit Of Automatic Data Process Mach Other Than Those Of Heading 84.71	2.776	4.359	255.259	613.596
8517623000	Telephonic/telegraphic Switching App	23.685	100.726	197.869	10.762.246
8517624100	Modems Including Cable Modems And Modem Cards	10.341	437.076	1.338.726	41.106.872
8517624200	Concentrators/multiplexers	103.275	329.837	7.466.239	20.452.388
8517624910	Set Top Boxes Which Have A Communi-func Of App For Carrier-current Line System	953	16.322	1.333	253.948
8517624990	Oth App For Carrier-current Line System Or For Digital Line Systems	0	1.354	0	57.155
8517625100	Wireless Lans	0	641	0	5.737
8517625200	Transmission/reception App For Simultane Interpretation At Multilingual Conference	0	94	0	5.128
8517625300	Other Transmission Apparatus For Radio- Telephony/radio-telegraphy	310.947	1.721.722	53.840.710	267.717.028
8517625900	Transmission/reception App.for Simultane Interpretation At Multilingual Conference	9.301	26.436	2.040.511	4.254.451
8517626100	Transmission Apparatus For Radio- Telephony/radio-telegraphy	7.002	16.481	627.075	11.415.513
8517626910	Data Compression Tools	143	617	2.639	11.317
8517626990	Oth Machines For Reception, Conversion & Transmission Of Voice Or Image	0	333	0	19.883
8517629000	Oth Mach For The Reception, Conversion & Transmis/regenerate Of	29.749	901.070	1.344.772	38.242.092
8517691000	Portable Receiver For Call, Alert/page & Paging Alert Devices, Including Pagers	129	701	2.802	11.982
8517692000	Oth App. For Transmission/recept Voices For Radio-telephony/radio-telegraphy	491	6.106	46.558	271.661
8517699000	Oth App. For Transmission/recept Voices	90.445	288.384	6.621.790	26.131.223
8517701000	Parts Of Control And Adaptor Units Incl. Gateways, Bridges, Routers	33.487	63.247	830.907	6.183.152
8517702100	Parts Of Cellular Telephones	19.866	572.522	152.702	3.510.927
8517702900	Oth Parts Of Transmission App, Oth Than Radio-broadcasting/television Trans App	57.763	283.950	2.813.519	13.017.764
8517703100	Other Printed Circuit Boards, Assembled For Line Telephony/line Telegraphy	2.689	59.977	157.856	2.808.619
8517703200	Other Printed Circuit Boards, Assembled For Radio-telephony/radio-telegraphy	27.524	216.359	244.788	4.715.729
8517703900	Other Printed Circuit Boards, Assembled For Other	639.925	976.134	32.170.653	52.549.868
8517704000	Antennae Of A Kind Used With Apparatus For Radio-telephony/radio-telegraphy	147.233	726.308	4.016.265	21.264.813
8517709100	Oth Parts For Line Telephony Or Line Telegraphy	68.234	275.509	3.084.123	12.608.644
8517709200	Other Parts For Radio-telephony Or Radio-telegraphy	6.033	96.102	51.618	1.758.863
8517709900	Other Parts In Subheading 85.17.70	899.158	4.178.067	71.524.385	329.894.830
8518101100	Microphones Having A Frequency Range Of 300 Hz To 3.4 Khz	55	43.663	8.011	260.923
8518101900	Oth Microphones,whether/not With Their Stands	83.634	290.664	161.441	772.792
8518109000	Other Microphones	99.788	830.567	774.040	4.727.716
8518210000	Single Loudspeakers, Mounted In Their Enclosures	393.463	1.646.604	1.318.534	4.790.439
8518220000	Multiple Loudspeaker,mounted In The Same Enclosures	428.090	2.864.967	1.302.252	8.324.296
8518291000	Box Assembly Speakers	9.483	120.333	37.926	355.124
8518292000	Loudspeakers,without Housing, Having A Freq 300 Hz To 3.4 Khz	3.419	23.470	14.199	80.664
8518299000	Other Loudspeakers	535.697	3.197.269	2.949.541	14.433.135
8518301000	Headphones	27.887	118.842	113.973	445.157
8518302000	Earphones	28.998	259.691	89.387	1.187.501
8518303100	Handsets For Telephonic Apparatus	3.807	10.558	5.568	48.361
8518303900	Other Headphones And Earphones, Combined Microphone/speaker Sets	4.052	37.875	29.641	160.086
8518304000	Line Telephone Handsets	0	7.199	0	171.198
8518309000	Sets Consisting Of A Microphone And One Or More Loudspeakers	404.046	927.070	2.373.405	6.678.162

**I.3. IMPOR MENURUT KOMODITI / IMPORT BY HS COMMODITY**  
**\*\*\* MEI / MAY 2008 \*\*\***

H S	Uraian Komoditi Commodity description	Berat bersih / Net weight (Kg)		Nilai / Value C.I.F ( U S \$ )	
		Bulan ini	Kumulatif	Bulan ini	Kumulatif
		Current month	Cum. Jan. to date	Current month	Cum. Jan. to date
8518401000	Audio-frequency Electric Amplifiers, Having 6/more Inputs Signal Lines	1.501	12.355	14.730	127.571
8518402000	Audio-frequency Electric Amplifier Used As Repeaters In Line Telephony	4	25	155	3.905
8518403000	Audio-frequency Electric Amplifier Used As Repeater In Telephony Not Line Tlpny	0	193	0	4.588
8518409000	Other Amplifier Listrik Audio-frekuensi	176.124	624.599	971.408	2.064.282
8518500000	Other Electric Sound Amplifier Sets	217.353	856.963	923.742	3.165.262
8518901000	Parts Of Subhead 8518.10.11,8518.29.20 8518.30.40, 8518.40.20,nc Print Circuit	662.411	2.862.939	3.783.978	14.736.042
8518902000	Parts Of Goods Of Subheadings 8518.40.10	50.331	122.735	372.337	1.187.251
8518909000	Parts Of Goods Of Subheadings 8518.50.10 8518.50.20	689.782	4.188.207	6.247.953	27.017.426
8519200000	App Operated By Coins, Banknotes, Bank Card, Token/by Other Mean Of Payment	9.206	36.015	50.152	195.396
8519300000	Turntables (record-decks)	200	277	3.174	3.855
8519500000	Telephone Answering Machines	0	2.900	0	3.759
8519811000	Pocket Size Cassette Recorders, The Dimensions Of Which < 170 X 100 X 45 Mm3	0	4.127	0	26.285
8519812000	Cassette Recorders,with Amplifiers/loud- Speakers, Operate With Ext. Source-power	42.176	50.323	51.878	465.209
8519813000	Compact Disc Players	26.107	239.936	189.823	921.091
8519815000	Dictating Mach Not Capable Of Operating Without An External Source Of Power	158	159	17.560	17.645
8519816000	Magnetic Tape Recorder Incorp Sound Reproducing App, Digital Audio Type	16.965	52.593	148.887	291.091
8519817000	Other Sound Reproducing App, Cassette Type	613	45.509	6.873	111.375
8519819000	Other Apparatus Using Magnetic, Optical Or Semi-conductor	12.611	132.305	42.124	1.274.395
8519891100	Cinematographic Sound Reproducers For Film Of A Width Of Less Than 16 Mm	0	30	0	300
8519892000	Record-players With/without Loudspeakers	614	28.529	2.186	62.456
8519899000	Other Apparatus Not Using Magnetic, Optical/semiconductor	460.939	1.509.423	921.337	3.499.517
8521100000	Magnetic Tape-type Of Video Recording/ Reproducing Apparatus With Video Tuner	18.766	71.935	66.440	2.798.549
8521901100	Laser Disc Player For Used In Cinemato- Graphy, Television/broadcasting	0	523	0	49.790
8521901900	Other Laser Disc Players	9.766	41.689	84.049	506.336
8521909100	Oth Video Recording For Used In Cinemato Graphy, Television/broadcasting	89.463	311.251	163.374	650.033
8521909900	Oth Video Recording/reproducing App, Whether/not Incorp. A Video Tuner.	520.444	2.783.875	6.867.567	31.915.954
8522100010	Pick-up Cartridges For Special Used In Cinematography, Television/broadcasting	2.850	254.377	97.038	2.299.960
8522100090	Other Pick-up Cartridges	51.054	201.995	1.823.476	5.206.356
8522901000	Pcb Assemblies For Tv, Broadcasting Cinematograph Sound Recorder/reproducer	5.721	424.147	268.073	6.215.981
8522902000	Printed Circuit Boards Assemblies For Telephone Answering Machines	612	32.091	122.300	2.526.231
8522904000	Audio/video Tapedecks And Compact Disc Mechanisms	6.607	62.645	172.640	1.440.518
8522905000	Audio/video Reproduction Heads, Magnetic Type, Magnetic Erasing Heads And Rods	8.471	23.464	149.670	549.197
8522909100	Oth Parts, Accessories Of Cinematography Sound Recorders/reproducers	44.071	106.798	927.154	5.126.192
8522909200	Other Parts Of Telephone Answering Machines	0	4.705	0	287.596
8522909300	Other Parts And Accessories For Goods Of Subheading 8519.81/heading 85.21	71.908	447.189	3.703.518	21.866.245
8522909900	Other Parts And Accessories For Goods Of Subheading 85.19 Other Than 85.19.81	1.533.038	6.790.540	97.186.325	414.434.985
8523211000	Cards Incorporating A Magnetic Stripe Unrecorded	36.336	51.845	83.292	620.891
8523212000	Cards Incorporating A Magnetic Stripe Recorded	41	14.283	2.833	85.903
8523291100	Magnetic Tapes, Of A Width < 4mm For Computer Tapes, Unrecorded	0	13.989	0	31.611
8523291200	Magnetic Tapes, Of A Width < 4mm For Video Tapes, Recorded	0	456	0	1.931
8523291910	Other Magnetic Tapes, Of A Width < 4mm Unrecorded	13.743	67.390	61.115	177.318
8523291990	Other Magnetic Tapes, Of A Width < 4mm Recorded	4	673	1.389	25.149
8523292100	Magnetic Tapes, Of A Width >= 4mm, And < 6.5 Mm For Computer Tapes,	4.593	31.131	10.030	88.224
8523292200	Magnetic Tapes, Of A Width >= 4mm, And < 6.5 Mm For Computer Tapes, Recorded	10.493	16.993	24.857	40.899
8523292910	Other Magnetic Tapes, Of A Width >= 4mm, And < 6.5 Mm, Unrecorded	1.980	17.892	76.780	381.575
8523292990	Other Magnetic Tapes, Of A Width >= 4mm, And < 6.5 Mm, Recorded	0	161	0	5.278
8523293100	Magnetic Tapes, Of A Width >=6.5 Mm For Computer Tape,in	245	1.356	15.118	61.274
8523293200	Magnetic Tapes, Of A Width >=6.5 Mm For Other Computer Tapes, Unrecorded	0	9	0	786
8523293300	Magnetic Tapes, Of A Width >=6.5 Mm For Oth, In Pancake/in Jumbo	1	37	241	2.082
8523293910	Oth Magnetic Tapes, Of A Width >=6.5 Mm, Unrecorded	38.538	356.586	142.282	1.431.750
8523293990	Oth Magnetic Tapes, Of A Width >=6.5 Mm, Recorded	0	481	0	10.676
8523294100	Magnetic Discs For Reproducing Phenomena Other Than Sound/image	0	190	0	3.795
8523294200	Magnetic Discs For Reproducing Represent Of Instruction, Data, Sound, Image	9.329	27.970	103.151	229.588
8523294300	Other Magnetic Discs, Unrecorded	82	152	252	5.396
8523294400	Other Magnetic Discs, Recorded	29.772	31.762	148.958	151.112
8523299100	Magnetic Media For Computer Use , Unrecorded	0	1.147	0	1.726
8523299300	Magnetic Media For Reproducing Represent Of Instruction, Data, Sound, Image	0	9	0	2.861
8523299900	Other Magnetic Discs	44.310	138.860	267.594	1.001.707
8523401100	Discs For Laser Reading Systems For Computer Use, Unrecorded	144.465	534.439	6.558.209	21.967.331
8523401200	Discs For Laser Reading Systems For Reproducing Phenomena Not Sound/image	14.466	126.289	500.748	4.244.388
8523401300	Discs For Laser Reading Systems For Reproducing Sound Only	1	48	907	2.070
8523401400	Discs For Laser Reading System For Repro Represent Of Instruct,data,sound,image	1.526	10.614	126.072	956.860
8523401900	Other Discs For Laser Reading Systems	39	3.461	4.129	515.630
8523409100	Optical Media For Computer Use, Unrecorded	255	8.545	126.144	405.295
8523409200	Optical Media For Reproducing Phenomena Not Sound/image	155	478	58.203	675.550
8523409400	Optical Media For Reproducing, Represent Of Instruction, Data, Sound, Image	94	1.739	3.702.282	7.805.037
8523409910	Other Optical Media, Unrecorded	63	237	905	227.979
8523409990	Other Optical Media, Recorded	3.693	32.000	273.827	1.540.440
8523511000	Solid-state Non-volatile Storage Devices Suitable For Computer Use, Unrecorded	526	1.207	41.268	73.761
8523513000	Solid-state Non-volatile Storage Devices Represent. Of Instruct,data,sound,images	957	3.733	2.812	228.616
8523519010	Solid-state Non-volatile Storage Devices Unrecorde	0	266	0	375
8523519090	Solid-state Non-volatile Storage Devices Recorded	223	2.416	92.464	103.917
8523520000	Smart Cards	118.467	556.706	9.850.110	44.913.295
8523591000	Proximity Cards And Tags	3.364	7.994	28.799	106.028
8523592000	Other Semiconductor Media, Suitable For Computer Use, Unrecorded	1.068	4.583	2.473	132.814
8523593000	Other Semiconductor Media, Suitable Reproducing, Phenomena Not Sound/image	40	53	3.714	8.839
8523594000	Oth Semiconductor Media, Suitable Repro ,represent Of Instruct,data,sound,image	0	1.433	0	41.074
8523599090	Other Semiconductor Media, Recorded	57	347	100	4.449
8523801000	Oth Disc,tapes, Solid-state Non-volatile Storage For Computer Use, Unrecorded	255	6.122	281.536	3.131.621
8523802000	Oth Disc,tapes, Solid-state Non-volatile Storage For Repro, Pheno Not Sound/image	0	169	0	3.899
8523803000	Oth Disc,tape,solid-state Non-vlft For Repro,represent Of Instruct,data,sound	7.462	12.940	15.906	29.529



I.3. IMPOR MENURUT KOMODITI / IMPORT BY HS COMMODITY  
 \*\*\* MEI / MAY 2008 \*\*\*

H S	Uraian Komoditi Commodity description	Berat bersih / Net weight (Kg)		Nilai / Value C.I.F ( U S \$ )	
		Bulan ini	Kumulatif	Bulan ini	Kumulatif
		Current month	Cum. Jan. to date	Current month	Cum. Jan. to date
8523804000	Gramophone Records	0	910	0	66.897
8523809010	Oth Discs,tapes,solid-state Non-volatile Storage Unrecorded	0	5.014	0	5.931
8523809090	Oth Discs,tapes,solid-state Non-volatile Storage Recorded	378	5.588	5.938	154.539
8525500010	Transmission Apparatus For Radio-broadcasting	60.284	101.439	92.104	3.511.456
8525500020	Transmission Apparatus For Television	12.195	60.496	1.452.166	2.757.211
8525500090	Other Transmission Apparatus For Other	12.674	47.798	107.337	1.165.841
8525600000	Transmission Apparatus Incorporating Reception Apparatus	305	9.750	15.616	1.852.913
8525801000	Web Cameras	8.773	74.922	31.327	263.976
8525802011	Digital Still Image Video Cameras	9.887	96.023	69.989	1.835.588
8525802019	Other Digital Camera	14.710	86.629	376.571	2.147.044
8525802020	Video Camera Recorders	11.519	97.798	175.847	1.502.154
8525809000	Television Camera	50.677	183.392	424.573	7.701.071
8526101000	Radar App, Ground Base,/of A Kind For Incorp In Civil Aircraft/seagoing Vessel	10.693	59.361	188.683	1.802.889
8526109000	Other Radar Apparatus	1.845	88.930	95.640	1.922.702
8526911000	Radio Navigational Aid App, For Incorp In Civil Aircraft/seagoing Vessel	764	19.040	34.929	543.987
8526919000	Other Radio Navigational Aid Apparatus	114.536	466.219	440.637	3.630.009
8526920000	Radio Remote Control Apparatus	42.212	190.846	1.442.388	7.150.915
8527120000	Pocket-size Radio Cassette-players	36.430	136.274	53.011	222.267
8527131000	Oth App Combined With Sound, Recording Or Reproducing Apparatus, Portable	52.575	175.164	149.252	561.324
8527139000	Oth App Combined With Sound, Recording Or Reproducing Apparatus, Not Portable	13.528	105.392	38.003	253.445
8527191100	Reception App Capable Of Plan, Manage, Monitor Electromagnet Spectrum Portable	0	18.572	0	15.092
8527191900	Reception App Capable Of Plan, Manage, Monitor Electromagnet Spect Not Portable	550	2.563	20.710	61.779
8527199100	Oth Radio-broadcast Receiver Can Operate Without Extern Source Of Power, Portable	0	13.233	0	23.160
8527199900	Oth Radio-broadcast Receiver Can Operate Without Ext Source Of Power,not Portable	18.763	53.255	42.868	155.024
8527210000	Radio-broadcast Receiver,use Ext Source Power Combined With Sound Record App	25.726	180.096	486.351	2.646.392
8527290000	Radio-broadcast Receivers,not Capable Of Operate Without Extern Source Of Power	33.159	178.301	974.406	4.551.944
8527911000	Oth Recept App For Radio-broadcast,combi -ned With Sound Record App. Portable	1.446	44.988	12.343	79.528
8527919000	Oth Recept App For Radio-broadcast,combi -ned With Sound Record App. Not	162.381	392.405	727.364	2.521.154
8527921000	Oth Recept App For Radio-broadcast, Not Combined With Sound Record App.	1.576	1.576	24.715	24.715
8527929000	Oth Recept App For Radio-broadcast, Not Combi With Sound Record App Not	19.247	67.430	208.031	969.214
8527991000	Other Reception App For Radio-broadcast, Portable	38.270	113.197	44.218	120.746
8527999000	Other Reception App For Radio-broadcast, Not Portable	4.573	92.846	10.734	694.438
8528411000	Colors Cathode-ray Tube Monitor For Used In Auto Data Proc. System, Hd 84.71	972.173	6.112.490	1.401.136	7.012.245
8528412000	B/w Of Cathode-ray Tube Monitor For Used In Auto Data Proc. System, Hd 84.71	113	84.708	274	239.865
8528491000	Oth Color Cathode-ray Tube Monitor Used In Auto Data Process System Head. 84.71	18.200	50.498	215.042	1.382.390
8528492000	Oth B/w/monoch Color Cathode-ray Tube Monitor In Auto Data Proc System,hd 8471	3.128	17.350	71.274	817.741
8528511000	Projection Type Flat Panel Display Unit For Auto Data Process System Hd 84.71	20.329	97.263	748.368	1.928.334
8528512000	Oth Color Monitor Use In An Auto Data Process System Head. 84.71	711.005	4.695.469	23.267.462	174.084.368
8528513000	Other B/w/monochrome Monitor Used In Automatic Data Process System Hd 84.71	857	93.606	21.492	863.837
8528591000	Oth Colors Monitors Use In An Auto Data	69.086	265.922	451.223	2.195.843
8528592000	Other B/w/monochrome Monitors	2.927	25.301	62.871	119.902
8528611000	Flat Panel Display Types Used In Auto- Data Processing System Head. 84.71	417	886	220	58.411
8528619000	Oth Projector For Used In An Automatic Data Process System Head. 84.71	1.127	35.132	78.528	988.641
8528690000	Other Projectors	128.227	186.095	188.236	421.341
8528711000	Recept App For Tv, Not Design To Incorp Video Display,with Communication Funct	10.513	30.985	77.534	293.035
8528719000	Other Recept. App For Tv, Not Design To Incorporation A Video Display	18.178	89.476	41.907	199.184
8528721000	Other Color Receivers, Battery Operated	0	406	0	732
8528729000	Other Color Receivers, Not Battery Operated	150.474	857.902	1.412.109	7.084.279
8528731000	Other B/w Receivers, Mains Operated/ Battery Operated	0	170	0	220
8528739000	Other B/w Receiver, Not Battery Operated	30.502	60.432	63.115	163.437
8529102000	Parabolic Aerial Reflector Dishes For Direct Broadcast,multi-media System&part	655.771	2.180.971	1.822.427	8.907.168
8529103000	Telescopic, Rabbit & Dipole Antennae For Television/radio Receivers	135.677	480.516	641.034	2.517.987
8529104000	Aerial Filters And Separators	51.264	196.488	162.188	1.244.231
8529106000	Feed Horn (wave Guide)	16.217	133.146	75.544	733.630
8529109200	Other Aerial/reflector With Transmission Apparatus For Radio-broadcasting/tv	45.098	126.359	650.386	1.779.334
8529109900	Aerials&reflect.s Of All Kinds Not For Radio-telephony/radio-telegraphy	688.348	2.779.077	62.878.705	173.625.017
8529902000	Parts Of Decoders Suitable For Use With The App Of Headings 85.25 To 85.28.	57.530	239.901	562.643	2.047.206
8529904000	Parts Of Digital Cameras/video Camera Recorders With App Of Hd 85.25 To 85.28	72.820	115.369	3.004.966	9.408.241
8529905100	Other Pcb, Assembled For Goods Of Subheading 8525.50/8525.60	11.815	39.416	82.991	612.144
8529905200	Other Pcb, Assembled For Goods Of Subhd 8527.(13;19;21,29, 91 Atau.99)	114.204	659.755	509.808	2.780.194
8529905300	Other Pcb, Assembled For Flat Panel Display Of Heading 85.28	29.837	151.311	650.553	3.126.719
8529905400	Other Pcb, Assembled For Tv Receivers Of Heading 85.28	109.409	440.758	245.721	2.098.626
8529905500	Other Pcb, Assembled For Goods Of Heading 85.28	1.758	13.081	218.464	280.369
8529905900	Other Pcb	188.121	849.463	2.913.431	19.429.203
8529909100	Parts Of Tv Receivers Suitable For With The Apparatus Of Hd 85.25 To 85.28	2.139.121	11.801.477	20.213.238	63.334.059
8529909400	Parts Of Flat Panel Display For Use With The Apparatus Of Hd 85.25 To 85.28	6.595	27.912	386.897	701.025
8529909900	Other Parts Suitable For Use With The Apparatus Of Hd 85.25 To 85.28	578.920	3.047.783	22.821.524	104.247.655
8530100000	Elect. Signall, Safety/traffic Control Equip For Railways/tramways	231	43.404	18.625	965.249
8530800000	Elect. Signall, Safety/traffic Control Equip For Road,inland Waterway,park Fasc	3.926	37.550	168.090	480.635
8530900000	Part Of Electrical Signall, Safety/ Traffic Control Equipment	557	131.473	23.234	1.853.813
8531101000	Burglar Alarms	937	23.639	11.263	202.935
8531102000	Fire Alarms	31.881	258.716	183.900	1.357.493
8531103000	Smoke Alarms	1.352	14.282	34.313	135.504
8531109000	Other Alarms And Similar Apparatus	66.853	235.991	776.201	4.627.590
8531200000	Indicator Panel Incorp Liquid Crystal Devices (lcd)/light Emitting Diode (led)	101.739	702.811	5.273.567	36.195.369
8531801100	Door Bells, Buzzers And Dings	8.132	33.259	34.871	158.715
8531801900	Other Electric Bells	14.799	106.139	634.825	3.712.633
8531802000	Flat Panel Displays(including Electro Luminescence, Plasma And Other Technolog	403.526	1.792.342	9.478.835	62.660.645
8531809010	Telegraphic Apparatus For Ships Engine Rooms	4	32.950	222	935.374
8531809090	Other Electric Sound/visual Signalling Apparatus	14.609	106.704	318.403	1.898.303
8531901000	Parts Incl, Printed Circuit Assemblies Of Subheading 8531.20/8531.80.20	205	2.865	7.930	84.021

I.3. IMPOR MENURUT KOMODITI / IMPORT BY HS COMMODITY  
 \*\*\* MEI / MAY 2008 \*\*\*

H S	Uraian Komoditi Commodity description	Berat bersih / Net weight (Kg)		Nilai / Value C.I.F ( U S \$ )	
		Bulan ini	Kumulatif	Bulan ini	Kumulatif
		Current month	Cum. Jan. to date	Current month	Cum. Jan. to date
8531902000	Parts Of Door Bells/other Door Sound Signaling Apparatus	0	15.448	0	528.627
8531909000	Other Parts Of Electric Sound/visual Signaling Apparatus	13.047	69.335	217.254	1.379.591
8532100000	Fixed Capacitor Design For Use In 50/60 Hz Circuit, Reactive Power >0.5 Kvar	138.034	861.147	2.536.624	14.597.806
8532210000	Tantalum Fixed Capacitors	13.884	173.602	1.364.326	8.059.395
8532220000	Aluminium Electrolytic Fixed Capacitors	206.829	1.277.596	2.217.675	21.013.163
8532230000	Ceramic Dielectric, single Layer Of Fixed Capacitor	20.414	206.033	678.459	5.324.046
8532240000	Ceramic Dielectric, Multilayer	20.067	205.608	567.493	7.853.552
8532250000	Dielectric Of Paper/plastics Of Fixed Capacitor	22.754	200.788	421.004	3.122.809
8532290000	Other Fixed Capacitors	148.750	863.217	2.128.724	16.539.823
8532300000	Variable/adjustable(pre-set)capacitors	74.113	349.413	2.215.222	10.285.431
8532900000	Parts Of Other Fixed Capacitors	426.205	2.286.854	9.701.945	43.012.117
8533101000	Fixed Carbon Resistors, Composition/film Types Surface Mounted	1.076.577	1.390.518	517.945	6.747.798
8533109000	Fixed Carbon Resistors, Composition/film Types Not Surface Mounted	16.928	111.056	1.237.931	4.533.910
8533210000	Oth Fixed Resistors For A Power Handling Capacity <= 20w	5.889	96.674	283.364	3.460.034
8533290000	Oth Fixed Resistors For A Power Handling Capacity > 20w	125.665	723.410	5.199.751	34.620.224
8533310000	Wirewound Variable Resistors, Rheostats, For A Power Handling Capacity <= 20w	139	25.824	3.251	410.734
8533390000	Wirewound Variable Resistors, Rheostats, For A Power Handling Capacity > 20w	4.238	28.123	65.556	536.765
8533400000	Other Variable Resistors, Including Rheostats And Potentiometers	25.866	134.142	331.764	1.720.126
8533900000	Parts Of Lectrical Resistors	142.879	703.285	1.988.438	13.873.420
8534001000	Printed Circuits, Single-sided	39.650	438.759	892.306	6.383.589
8534002000	Printed Circuits, Double-sided	38.876	124.058	1.181.146	3.440.164
8534003000	Printed Circuits, Multi-layer	19.663	376.776	351.486	13.224.160
8534009000	Oth Printed Circuits	517.448	2.338.357	13.122.100	57.976.996
8535100000	Fuses For Voltage >1000volts	22.922	154.401	272.009	1.164.961
8535211000	Automatic Circuit Breakers For A Volt < 72.5 Kv, Moulded Case Type	6.619	14.888	90.427	272.834
8535219000	Automatic Circuit Breakers For A Volt < 72.5 Kv, Other Than Moulded Case Type	80.961	482.363	2.432.246	10.454.326
8535290000	Automatic Circuit Breakers For A Volt >= 72.5 Kv, Moulded Case Type	5.621	56.467	111.595	736.155
8535301000	Isolating Switches, Make-&-break Switch Suitable For A Volt > 1 Kv & < 40 Kv	40.489	115.873	301.823	1.211.459
8535302000	Isolating Switches, Make-&-break Switch For Voltage >= 66 Kv	4	27.002	162	282.829
8535309000	Isolating Switches, Make-&-break Switch For Voltage >= 40 Kv And < 66 Kv	45.176	313.846	1.419.821	6.497.025
8535400000	Lightning Arresters, Voltage Limiters And Surge Suppressors	187.281	330.697	1.306.150	2.747.016
8535901000	Bushing And Tap Changer Assemblies For Electricity Distrib/power Transformers	125.752	415.662	1.376.953	6.482.000
8535909000	Oth Elect App. For Switch/protec. Elect Circuits,for Make Connect Elect Circuits	133.242	827.284	1.420.797	15.060.593
8536101000	Thermal Fuses; Glass Type Fuses For Voltage <= 1000volts	30.196	512.075	305.137	3.836.880
8536109000	Other Fuses For Voltage <= 1000 Volts	126.142	537.332	878.270	3.416.666
8536201000	Automatic Circuit Breakers Moulded Case Type For Voltage <=1000volts	6.833	74.420	124.791	737.179
8536202000	Auto-circuit Breaker For Incorp Into Elec-thermic For Voltage <=1000volts	66	1.126	787	42.270
8536209000	Other Automatic Circuit Breakers For Voltage <=1000volts	102.381	418.790	1.332.859	4.323.646
8536300000	Oth Apparatus For Protecting Electrical Circuits	77.219	681.591	760.083	6.649.682
8536410000	Relay For A Voltage <= 60 Volts Circuits	67.559	428.327	1.304.561	8.044.280
8536490000	Relay For A Voltage > 60 Volts And <= 1000 Volts	170.268	580.914	2.298.604	8.456.272
8536502000	Over Current, Residual Current Automatic Switches For Voltage <= 1000 Volts	16.717	61.765	298.777	2.446.181
8536503100	High Inrush Switch, Commutator For Stove Ranges, Microphone Switch, Domestic	17.135	71.893	50.993	360.651
8536503900	High Inrush Switch, Commutator For Stove Range,microphone Switch,not Domestic	229.005	569.652	1.520.998	4.762.476
8536504000	Miniature Switches For Rice Cooker/oven Toasters	37	3.816	39	8.849
8536505000	Electronic Acswitch Consist Of Optical Couple Input,output Circuits,elect Switc	4.418	41.719	155.611	2.251.514
8536506100	Make, Break Switches For Domestic Use With Rated Current Carry Cap < 16 Amps	552	13.099	13.246	67.450
8536506900	Make, Break Switch Not For Domestic Use With Rated Current Carry Cap < 16 Amps	7.551	44.231	52.848	560.975
8536509100	Starters For Elect Motor,fuses,switch, Fuse, Suitable For Use In Electric Fans	11.368	248.989	305.284	4.390.862
8536509910	Smoke Switches	219	27.481	8.340	404.102
8536509990	Oth Electronic Acswitches For Voltage < 1000 V & Acurrent <= 11 Amps	379.355	1.996.665	6.423.714	27.122.022
8536611000	Lamp-holders Of A Kind For Compact Lamp Or Halogen Lamps	25.136	92.478	34.992	244.650
8536619000	Lamp-holders Oth Than Compact Lamps/ Halogen Lamps	226.624	808.079	321.737	1.460.871
8536691100	Telephone Plugs For Domestic Use, Rate Current Carrying Capacity < 16 Amps	29.983	68.038	327.940	837.996
8536691900	Telephone Plugs Not For Domestic Use, Rate Current Carrying Capacity < 16 Amps	2.408	82.534	37.282	426.736
8536692100	Av Sockets,cathode Ray Tube Sockets For Tv,radio Receiv, Cap<16amp,domestic	2.172	4.193	3.383	6.381
8536692900	Av Sockets,cathode Ray Tube Sockets For Tv,radio Recv,cap<16amp,not Domestic	54.039	320.773	457.882	2.510.204
8536693100	Sockets,plug For Co-axial Cable,printed Circts, Domestic Use, Radio Equip,<16amps	404	2.086	12.592	34.235
8536693900	Sockets,plug For Co-axial Cable,printed Circts,not Domest Use,radio Equip,<16amp	21.644	75.847	144.525	559.796
8536699100	Other Plug And Sockets, Domestic Use, Radio Equip., Acapacity < 16 Amps	630	4.588	21.167	94.835
8536699900	Other Plug & Sockets, Not Domestic Use, Radio Equip., Acapacity < 16 Amps	164.044	664.410	917.027	4.789.059
8536700000	Connectors For Optical Fibres, Optical Fibres Bundles/cables	22.035	99.500	357.834	3.391.631
8536901100	Connection, Contact Elements For Wires And Cables; Wafer Probers	26.736	247.810	529.559	3.552.024
8536901900	Other Connection, Contact Elements For Wires And Cables; Wafer Probers	22.189	1.068.438	581.253	20.154.039
8536902100	Junction Boxes For Domestic Use, Cap. <16 Amps, For Use Elect Fan/radio	16.768	26.066	35.589	196.443
8536902900	Junction Boxes Not For Domestic Use, Cap. <16 Amps, For Use Elect Fan/radio	200.239	1.463.874	2.800.727	16.762.931
8536903100	Cable Connectors Consist Of A Jack Plug, Domestic Use,<16amp, For Elect Fan/radio	26.377	185.402	342.462	2.238.055
8536903900	Cable Connectors Consist Of A Jack Plug, Not Domestic,<16amp, For Elect Fan/radio	346.117	1.904.893	6.215.561	31.015.925
8536909100	Oth Cable Connect Consist Of Jack Plug, Cap. <16 Amps, For Use Elect Fan/radio	106.864	625.056	1.859.908	18.259.391
8536909910	Connector & Socket Cable For Ic,printed Circuit	107.526	1.262.985	1.954.150	10.106.832
8536909990	Other Connector And Socket Cable	488.872	2.274.373	7.977.730	36.934.945
8537101000	Switchboards&control Panels For Voltage <= 1000 Volt	121.120	337.901	2.317.765	9.453.956
8537102000	Distribution Boards For Use With Goods Of Hd.84.71,85.17,85.25 < 1000 Volt	11.367	133.914	257.609	2.777.616
8537103000	Programmable Logic Controllers For Auto- Mach For Trans. For Voltage <=1000volt	10.755	50.742	106.469	467.799
8537109000	Oth Board For Elect Control For Voltage <= 1000volt	104.836	879.336	2.406.192	17.603.466
8537201100	Switchboards Incorp. Elect Instrum For Break, Connect/protect Elect Circt>66 Kv	203.872	418.527	1.878.619	3.762.317
8537201900	Switchboards Incorp. Elect Instrum For Break,connect/protec E-circt<1000v&>66kv	6.426	656.409	310.427	6.221.054
8537202100	Control Panel Incorp. Elect Instrum For Break,connect/protect E-circuit > 66 Kv	876	137.756	45.106	1.589.349
8537202900	Other Control Panels For A Voltage >1,000 Volts	23.124	500.031	505.451	4.006.387
8537209000	Oth Board For Electric Control For A Voltage > 1000 Volt	454.708	2.548.187	3.701.039	17.926.245
8538101100	Parts Of Programmable Logic Controllers For Auto Mach For Trans. For <=1000v	348	59.195	10.653	1.713.469

I.3. IMPOR MENURUT KOMODITI / IMPORT BY HS COMMODITY  
 \*\*\* MEI / MAY 2008 \*\*\*

H S	Uraian Komoditi Commodity description	Berat bersih / Net weight (Kg)		Nilai / Value C.I.F ( U S \$ )	
		Bulan ini	Kumulatif	Bulan ini	Kumulatif
		Current month	Cum. Jan. to date	Current month	Cum. Jan. to date
8538101200	Board,panel,console,desk,cabinets Of Use In Radio Equipment, Voltage <= 1000v	76	1.550	1.612	43.204
8538101900	Oth Board,panel,console,desk,cabinets Of Used In Radio Equipment, Voltage<=1000v	75.832	519.113	1.933.465	9.366.407
8538102100	Parts Of Programmable Logic Control For Auto-mach For Trans. For Voltage>1000 V	6	48.164	2.594	3.865.709
8538102200	Board,panel,console,desk,cabinets Of A Used In Radio Equip, Voltage>1000 V	0	40	0	432
8538102900	Board,panel,console,desk,cabinets Of Used In Radio Equip, Voltage>1000 V	115.010	558.071	1.981.241	8.735.588
8538901100	Oth Board,panel,console,desk,cabinets Connect For Wires, Wafer Prober<=1000 V	51.293	374.622	843.026	5.521.360
8538901200	Parts Of Goods Of Subhd 8536.50.50, 8536.69.30,8536.90.10 For Voltage<=1000v	10.815	90.044	190.100	1.240.359
8538901300	Parts Of Goods Of Subheading 8537.10.20 For Voltage <=1000 Volt	0	136	0	33.827
8538901900	Other Parts Of Boards,panels Consoles, For Voltage <=1000 Volt	110.546	469.474	1.034.975	4.377.466
8538902100	Parts/printed Circuit Ass. Of Telephone Plug Connec For Wires,wafer Prober>1000v	5.667	12.465	89.388	178.990
8538902900	Other Parts Of Boards,panels Consoles, For Voltage > 1000 Volt	518.526	2.415.929	12.603.170	63.776.799
8539101000	Sealed Beam Lamp Units For Motor Vehicles Of Chapter 87	75.872	320.881	380.798	1.559.679
8539109000	Other Sealed Beam Lamp Units	68.080	141.364	626.950	1.891.257
8539212000	Tungsten Halogen For Used In Medical Equipment	0	837	0	1.412
8539213000	Tungsten Halogen For Used For Vehicles	49.959	346.691	429.690	2.754.848
8539214000	Other Reflector Lamp Bulbs Of Tungsten Halogen	7.822	36.950	80.588	290.969
8539219000	Oth Tungsten Halogen	39.204	211.238	231.742	1.620.377
8539222000	Other Filament Lamps, Infra Red, Power <200 & Voltage>100v In Medical Equip	147	201	462	1.125
8539223000	Other Reflector Lamp Bulbs Of A Power <=200w & For Voltage > 100 Volt	620	3.043	11.029	44.150
8539229000	Other Filament Lamps, Infra Red, Power <=200 W& Voltage>100v	84.005	195.775	269.562	599.071
8539291000	Other Filament Lamps, Excluding Uv Or Infra-red Lamps, In Medical Equipment	63	23.840	1.970	106.562
8539292000	Other Filament Lamps, Excluding Uv Or Infra-red Lamps, For Motor Vehicles	134.896	428.745	1.427.919	6.800.923
8539293000	Other Reflector Lamp Bulbs	8.642	42.618	61.973	326.286
8539294000	Flashlight Bulbs; Miniature Indicator Bulbs, Rated Up To 2.25 V	723	12.614	2.045	52.612
8539295000	Other Filament Lamps, Capacity > 200w & <=300w, Voltage>100volts	405	2.308	2.293	108.991
8539296000	Other Filament Lamps, Capacity < 200w & <=300w, Voltage <= 100volts	6.183	27.478	24.904	169.587
8539299000	Other Filament Lamps, Excl Ultra-violet Or Infra-red Lamps	270.481	826.792	710.742	2.982.899
8539311000	Tubes For Compact Fluorescent Lamps	45.564	184.192	582.991	2.300.121
8539319010	Tube Lamps	148.416	712.260	446.384	2.038.016
8539319020	Compact Fluorescent Lamps	12.745	70.019	276.771	856.006
8539319090	Other Fluorescent, Hot Cathode	1.506.328	5.344.264	8.552.233	28.821.537
8539320000	Mercury/sodium Vapour Lamps; Metal Halide Lamps	31.392	179.913	490.674	2.470.440
8539391000	Tubes For Compact Fluorescent Lamps, Cold Cathode Types	55.545	372.526	96.803	548.696
8539392000	Discharge Lamps For Decorative And Publicity Purposes	4.946	7.434	10.570	14.165
8539393000	Other Fluorescent Cold Cathode Types	0	8.054	0	217.293
8539394000	Electric Lamps For Mtr Vehicle/cycles	19.786	72.814	120.428	332.177
8539399000	Discharge Lamps, Other Than Uv Lamps	99.149	352.408	224.295	1.613.920
8539410000	Arc Lamps	1.058	2.396	14.337	32.443
8539490000	Ultra-violet/infra-red Lamps	5.102	58.299	117.298	981.629
8539901000	Part Of Alumi End Caps For Fluorescent Lamps Alum. Screw Caps For Incand Lamps	292.466	2.087.734	1.167.191	8.111.734
8539902000	Oth Parts,for Lamps Of Vehicles Of All Kinds	6.134	27.333	24.859	96.128
8539909000	Oth Part Of Elect Filament/discharge Lamps Including Sealed Beam Lamp Unit	457.822	1.726.950	5.265.382	17.708.518
8540110000	Color Cathode-ray Television Picture Tube Incl Video Monitor Cathode-ray Tube	4.622.697	37.297.676	8.713.959	72.502.018
8540120000	B/w Cathode-ray Tv Picture Tubes, Incl Video Monitor Cathode-ray Tubes	102.367	173.605	192.155	363.384
8540200000	Tv Camera Tubes; Image Converters And Intensifiers; Other Photo-cathode Tubes	44.317	81.367	279.540	629.799
8540401000	Data/graphic Display Tubes Color For Use With Articles Of Heading 85.25	0	23.007	0	165.853
8540409000	Data/graphic Display Tube Color Not For Use With Articles Of Heading 85.25	1.640	9.631	35.125	234.657
8540500000	Data/graphic Display Tubes, Black And White/other Monochrome	5.571	38.518	37.420	282.382
8540600000	Other Cathode-ray Tubes	98	56.989	16.079	211.274
8540710000	Magnetrons Of Microwave Tubes	40	16.564	386	191.228
8540790000	Travelling Wave Tube, Carcinotrons Excl Grid-controlled Tubes Of Microwave Tubes	51	19.761	28.102	199.999
8540810000	Receiver/amplifier Valves And Tubes	0	1.288	0	21.425
8540890000	Other Valves And Tubes	8.746	27.645	52.284	301.066
8540910000	Parts Of Cathode-ray Tubes	481.217	1.986.770	2.363.020	11.597.982
8540991000	Parts Of Microwave Tubes	23.216	142.483	989.916	4.090.602
8540999000	Other Parts Of Thermionic, Cold Cathode Or Photo Cathode Valves And Tubes	911	84.922	76.709	1.257.935
8541100000	Diodes, Other Than Photosensitive/light Emitting Diodes	130.530	1.009.090	3.677.120	24.546.238
8541210000	Transistor With A Dissipation Rate Of < 1 W	13.681	80.031	619.922	3.295.189
8541290000	Transistor With A Dissipation Rate Of >= 1 W	51.191	880.119	3.514.306	24.341.665
8541300000	Thyristors,diacs And Triacs, Other Than Photosesintive Devices	3.274	110.430	871.008	6.010.191
8541401000	Light Emitting Diodes	41.833	268.239	1.206.501	11.435.962
8541402000	Photocells, Including Photodiodes/photo- Transistors	15.082	98.017	354.775	2.087.292
8541409000	Oth Photosensitive Semiconductor Device, Including Photovoltaic Cells	60.469	275.502	7.969.682	63.969.967
8541500000	Other Semiconductor Devices	36.905	415.404	1.892.299	11.750.668
8541600000	Mounted Piezo-electric Crystals	10.783	100.834	672.908	4.629.124
8541900000	Parts Of Diodes,transistors & Similar Semiconductor Devices	31.074	139.951	901.404	4.861.420
8542310000	Processors,controller, Converter, Logic Circuit, Amplifier, Clock Timing Circuit	405.499	2.230.584	10.062.767	85.721.749
8542320000	Memories Of Elect Integrated Circuits	2.122	27.400	692.881	3.110.779
8542330000	Amplifiers Of Elect Integrated Circuits	80.689	236.815	263.730	1.568.110
8542390000	Other Electronic Integrated Circuits	194.149	1.794.553	46.260.963	256.547.950
8542900000	Parts Of Electronic Integrated Circuits	288.945	2.295.142	35.951.366	260.676.323
8543100000	Particle Accelerators	6.158	141.007	653.483	4.820.450
8543200000	Signal Generators	74	2.371	25.394	471.118
8543302000	Wet Processing Equip. For The Applic. By Immersion Of Chemical/elec.chemical	0	1.139	0	15.003
8543309000	Oth Machines & App For Electroplating, Electrolysis/electrophoresis	229.576	424.292	7.811.695	14.534.876
8543701000	Electric Fence Energisers	6.261	6.278	58.253	58.397
8543702000	Remote Control Apparatus, Other Than Radio Remote Control Apparatus	84.060	311.638	417.425	2.504.333
8543703000	Electrical Machines With Translation Or Dictionary Functions	14.593	83.685	628.875	4.101.874
8543704000	Equip For The Removal Of Dust Particles Or Elimination Of Electrostatic Charge	114	246	1.342	7.232
8543705000	Integrated Receiver/decoder Ird For Direct Broadcast Multimedia Systems	272.705	1.535.383	1.271.458	9.266.233
8543709010	Electrical Mine Detonators	1.250	3.531	59.808	244.833

**I.3. IMPOR MENURUT KOMODITI / IMPORT BY HS COMMODITY**  
**\*\*\* MEI / MAY 2008 \*\*\***

H S	Uraian Komoditi Commodity description	Berat bersih / Net weight (Kg)		Nilai / Value C.I.F ( U S \$ )	
		Bulan ini	Kumulatif	Bulan ini	Kumulatif
		Current month	Cum. Jan. to date	Current month	Cum. Jan. to date
8543709090	Other Electrical Detonators	187.870	884.417	861.382	3.624.131
8543901000	Parts Of Goods Of Subheading 8543.10/ 8543.20	4.198	17.391	193.920	421.262
8543902000	Parts Of Goods Of Subheading 8543.30.20	7	6.469	44	46.428
8543903000	Parts Of Goods Of Subheading 8543.70.30	0	7	0	329
8543904000	Parts Of Goods Of Subheading 8543.70.40	0	3.000	0	41.229
8543905000	Parts Of Goods Of Subheading 8543.70.50	14.809	135.321	41.268	938.811
8543909000	Other Parts Of Goods Of Heading 8543	43.182	303.403	2.014.713	5.341.163
8544110010	Winding Wire Of Copper, Laquered/ Enamelled	512.193	2.182.282	3.188.530	19.968.483
8544110020	Winding Wire Of Copper, Cover With Paper Textile Material/pvc	161.914	1.159.484	1.452.903	10.121.087
8544110030	Winding Wire Of Copper, Laquer/enamelled & Cover With Paper, Textile Material/pvc	123.198	1.294.983	591.106	6.391.455
8544110040	Winding Wire Of Copper, Rect Cross-sect. And Without Connectors	76.660	334.639	739.438	3.152.004
8544110090	Other Winding Wire Of Copper	263.336	1.407.795	3.502.619	11.154.437
8544191000	Winding Wire Not Of Copper, Laquered/ Enamelled	52	9.844	2.626	45.192
8544192000	Winding Wire Not Of Copper Of Manganese Resistance Wire	6.952	31.294	76.082	292.958
8544199000	Other Winding Wire Not Of Copper	463.901	3.196.883	5.357.239	22.328.072
8544201000	Insulated Cables Fitted With Connectors, For A Voltage <=66.000volts	391.851	2.218.986	1.686.500	11.942.050
8544202000	Insulated Cable Not Fitted With Connector For A Voltage <=66.000volts	1.375.273	5.412.831	4.543.138	22.512.937
8544203000	Insulated Cables Fitted With Connectors For A Voltage >66.000volts	2.144	23.735	60.305	184.042
8544204000	Insulated Cables Not Fitted With Connectors For A Voltage >66.000volts	49.736	187.976	85.320	770.200
8544301000	Wiring Harnesses For Motor Vehicles	188.814	992.407	1.884.606	10.653.441
8544309000	Oth Ignition Wiring Sets,oth Wiring Set For Used In Vehicles, Aircraft/ships	649.896	2.804.578	5.115.138	25.182.264
8544421100	Telephone, Telegraph, Radio Relay Cable Submarine, For Communication, <= 80 V	54.475	63.761	800.256	840.289
8544421900	Other Fitted With Connectors For Telecom -munication, Voltage <= 80 V	57.900	698.468	1.039.143	4.385.272
8544422000	Fitted With Connectors For Telecom -munication Voltage > 80 V & <= 1000 V	48.718	219.760	358.888	2.142.055
8544423000	Battery Cables For Voltage <= 1000 V	5.712	35.511	38.483	404.342
8544429000	Oth Fitted With Connector, For Voltage <= 1000 Volts	904.521	2.605.257	5.028.409	17.842.737
8544491100	Telephone,telegraph,radio Relay Cable Submarine, Not For Communication, <=80 V	12.140	15.829	161.370	276.139
8544491900	Other Fitted With Connectors Not For Tel Munication, Voltage <= 80 V	227.142	915.719	2.556.547	9.718.596
8544492100	Shielded Wire For Mnfact. of Auto-wiring Harnesses, Not For Communication, <=80 V	6.984	176.665	131.525	1.226.848
8544492900	Oth Fitted With Connectors, <= 80 V, Not For Used For Telecomunications	361.082	1.278.747	3.571.325	12.758.160
8544493100	Telephone,telegraph,radio Relay Cable Submarine, For Communic., >80v & <=1000v	6.374	26.757	46.617	209.238
8544493900	Oth Fitted With Connectors For Telecom Munication, Voltage > 80 V And < 1000 V	220.447	1.301.780	639.928	4.387.928
8544494000	Other Fitted With Connectors, > 80 V & <= 1000 V Of A Kind Not Used For Telecom	151.587	758.712	2.195.980	9.762.233
8544601000	Other Electric Conductors, Volt > 1 Kv And <= 36 Kv	416.150	671.465	3.122.901	4.647.839
8544602100	Plastic Insulated Elec.cable Having Cross Sec<=400mm For 36kv<voltage=66kv	6.379	24.155	3.628	187.689
8544602900	Plastic Insulated Elec.cable Having Cross Sec>400mm For 36kv<voltage=66kv	102.315	876.592	632.785	4.648.717
8544603000	Other Electric Conductors, For A Voltage > 66 Kv	12.506	1.542.195	1.252.548	28.742.011
8544701000	Optical Fibre Cables Teleph,telegraph, Radio Relay Cables,submarine	22.337	1.669.201	72.485	12.028.833
8544709000	Other Optical Fibre Cables	198.458	738.019	2.226.855	10.057.841
8545110000	Electroda Of A Kind Used For Furnaces	1.443.428	6.083.809	4.657.077	19.725.282
8545190000	Electroda Of A Kind Used Not For Furnace	9.956	293.440	110.351	1.775.024
8545200000	Carbon Brushes For Electrical Purpose	39.231	218.149	451.171	2.832.002
8545900010	Battery Carbons	279.812	1.408.735	617.637	3.630.807
8545900090	Lamp Carbon, Oth Articles Of Graphite/ Oth Carbon, With/without Metal	58.229	168.996	123.034	770.668
8546100000	Electrical Insulators Of Any Material Of Glass	14.791	154.034	49.873	396.485
8546200010	Ceramic Bushing For Tranformator	20.137	297.758	198.007	1.491.369
8546200090	Oth Elect Insulators Of Any Material Of Ceramics	347.964	1.678.294	391.799	2.474.638
8546900000	Oth Elect Insulators Not Of Glass And Of Ceramics	100.302	961.209	769.613	6.270.362
8547100000	Insulating Fitting Of Ceramics	19.615	56.480	84.681	1.224.496
8547200000	Insulating Fitting Of Plastics	301.485	1.337.184	3.990.367	12.062.457
8547901000	Elect Conduit, Joints Therefor, Of Base Metal Lined With Insulating Materials	37.473	311.177	324.494	1.657.076
8547909000	Oth Insulating Fittings For Elect Mach, Appliances/equipment, Being Fittings	40.200	988.366	520.545	4.414.218
8548101100	Lead Acid Scrap Of Primary Cells/battery /elect Accumulators Used In Aircraft	0	20.210	0	77.581
8548101900	Other Lead Acid Scrap Storage Batteries, Drain/undrained	0	71.281	0	317.013
8548103100	Waste,scrap Copper Of Prim.cell/battery , Elect Accumulators Of Used In Aircraft	0	139	0	4.485
8548103900	Other Waste, Scrap Containing Mainly Copper	0	765.960	0	436.450
8548109000	Other Waste, Scrap Of Primary Cells, Primary	772	169.126	628	315.670
8548901000	Image Sensors Contact Type Copmrising A Photo-conductive Sensor Element	4.120	20.829	84.282	688.859
8548902000	Printed Circuit Assemblies Incl Such Assemblies For External Connections	1.889	195.777	120.354	811.084
8548909000	Other Electrical Parts Of Mach And App , Nes	6.266	76.032	280.448	4.521.655
8601100000	Rail Locomotives Powered From An External Source Of Electricity	3.995	1.165.531	60.451	21.958.693
8601200000	Rail Locomotives Powered By Electric Accumulators	0	800	0	10.672
8602100000	Diesel-electric Locomotives	0	655	0	37.795
8602900000	Locomotive Tenders	0	9.554	0	25.484
8603100000	Self-propelled Railway, tramway Coach, van Truck Powered From Ext. Source Of Elect	63	15.827	530	452.188
8603900000	Self-propelled Railway, tramway Coach, van Truck Not Power From Ext Source Of Elect	0	1.433	0	98.145
8604000000	Railway/tramway Maintenance/service Vehicles, Whether/ not Self-propelled	3.836	118.263	57.238	490.385
8605000000	Railway/tramway Passenger Coach, not Self Propelled, luggage Van, post Office Coach	10.263	20.619	10.821	25.002
8606100000	Tank Wagons And The Like	306	1.494	5.936	17.060
8606910000	Railway/tramway Goods Vans & Wagon Not Self-propelled Covered And Closed	0	18.775	0	127.328
8606920000	Railway/tramway Goods Vans&wagon Not Self Prope Open,removable Height<=60cm	1	1	643	643
8606990000	Railway/tramway Goods Vans&wagon Not Self Prope Open,removable Height > 60cm	0	37.556	0	486.064
8607110000	Driving Bogies And Bissel-bogies	9	18.722	247	489.495
8607120000	Other Bogies And Bissel-bogies	3.728	578.909	14.808	2.900.908
8607190000	Oth, Including Parts Axles & Wheels	63.102	1.320.483	2.170.349	7.188.186
8607210000	Air Brakes And Parts Thereof	3.180	21.227	236.406	1.009.602
8607290000	Brakes And Parts Thereof Other Than Air Brakes	2.924	71.760	43.681	246.472
8607300000	Hooks & Oth Coupling Devices, Buffers, And Parts Thereof	32	2.971	4.930	55.390
8607910000	Other Parts Of Locomotives	6.665	12.187	22.812	217.850
8607990000	Other Part Of Trolling Stone	7.496	135.736	955.550	2.873.655
8608002000	Electromechanic Equip Of Railway/tramway Track Fixtures,fitting, Mechanic Signal	131	1.143	372	21.692

**I.3. IMPOR MENURUT KOMODITI / IMPORT BY HS COMMODITY**  
**\*\*\* MEI / MAY 2008 \*\*\***

H S	Uraian Komoditi Commodity description	Berat bersih / Net weight (Kg)		Nilai / Value C.I.F ( U S \$ )	
		Bulan ini	Kumulatif	Bulan ini	Kumulatif
		Current month	Cum. Jan. to date	Current month	Cum. Jan. to date
8608009000	Non-electromech Equip Of Railway/tramway Track Fixtures,fitting, Mechanic Signal	1.639	78.078	45.573	1.407.468
8609001000	Containers Of Metal Design & Equip For Carriage By One/more Modes Of Transport	31.595	130.940	499.321	967.320
8609002000	Containers Of Wood Design & Equip For Carriage By One/more Modes Of Transport	1	1	51	51
8609009000	Other Containers Design & Equip For Carriage By One/more Modes Of Transport	53.539	398.531	587.495	1.913.643
8701101100	Pedestrian Controlled Tractors, Power <=22.5 Kw For Agricultural Use	36.201	75.075	61.606	340.782
8701101900	Pedestrian Controlled Tractors, Power <=22.5 Kw Oth Than For Agricultural Use	0	29	0	292
8701102100	Pedestrian Controlled Tractors, Power > 22.5 Kw For Agricultural Use	38.355	75.931	106.511	126.500
8701102900	Pedestrian Controlled Tractors, Power > 22.5 Kw Oth Than For Agricultural Use	0	51.564	0	108.000
8701201000	Road Tractors For Semi-trailers, Ckd	0	3.360	0	20.414
8701209000	Road Tractors For Semi-trailers, Not Ckd	109.286	1.152.504	1.127.848	9.683.507
8701301000	Track-laying Tractors Of A Cylinder Cap <= 1100 Cc	51	153	9.107	10.371
8701302000	Track-laying Tractors Of A Cylinder Cap > 1100 Cc	64.862	91.099	597.531	756.867
8701901100	Agriculture Tractors Of A Cylinder Cap <= 1100 Cc	114.858	406.244	671.050	2.270.794
8701901900	Agriculture Tractors Of A Cylinder Cap <= 1100 Cc	460.777	1.410.073	2.333.501	7.888.713
8701909100	Other Tractors Of A Cylinder Capacity <= 1100 Cc	2.791	2.835	15.000	15.430
8701909900	Other Tractors Of A Cylinder Capacity > 1100 Cc	30.500	147.284	220.201	960.940
8702101100	Motor Vehicles For The Transport >=10 P, A Gross Vehicle Weight < 6 T, Ckd,diesel	0	18.861	0	173.592
8702101400	Motor Vehicles For The Transport >=10 P, Vehicle Weight >= 24 T, Ckd, Diesel	3.493	3.493	74.643	74.643
8702102100	Motor Vehicles For The Transport >=10 P, Vehicle Weight < 6 T, Not Ckd, Diesel	50.770	190.672	514.536	1.963.582
8702102200	Motor Vehicles For The Transport >=10 P, Vhcl Weight >=6t & <18t, Not Ckd, Diesel	0	7.300	0	15.782
8702901910	Motor Vhcl For The Transport In Airport, Weight>=5t<=24t,not Ckd, Nondiesel,>=30p	0	3.412	0	40.095
8702909990	Other Motor Vehicle, Non Diesel,>= 10 P Vhcl Weight > 24 T, Not Ckd	12.000	45.360	102.000	534.217
8703101000	Golf Cars, Including Golf Buggies	2.596	194.773	18.845	554.805
8703109000	Vehicles Specially Designed For Travel On Snow And Similar Vehicles	0	1.250	0	1.000
8703211000	Go-karts, Cylinder Capacity <= 1,000 Cc Internal Combust Recipro Piston Engine	0	90.862	0	965.901
8703212190	Other Motor Cars, <= 1,000 Cc, Ckd Internal Combust Recipro Piston Engine	6.000	7.625	178.906	183.206
8703212990	Other Motor Cars, <= 1,000 Cc, Not Ckd Internal Combust Recipro Piston Engine	0	47.712	0	518.897
8703219000	Other Vehicles, <= 1,000 Cc, Not Ckd Internal Combust Recipro Piston Engine	0	129.550	0	426.562
8703221110	Sedan/station Wagons, 1,000-1500 Cc,ckd Internal Combust Recipro Piston Engine	0	34.370	0	355.219
8703221910	Sedan/station Wagon,1,000-1500cc,not Ckd Internal Combust Recipro Piston Engine	1.608.838	8.463.134	16.081.152	79.876.302
8703221990	Oth Motor Cars, 1,000-1500 Cc, Not Ckd Internal Combust Recipro Piston Engine	1.632.300	10.313.167	13.775.512	83.074.767
8703229000	Other Vehicles, 1,000-1500 Cc, Not Ckd Internal Combust Recipro Piston Engine	0	10.929	0	191.884
8703231000	Ambulances, 1500-3000 Cc Intern Combust Reciprocating Piston Engine	0	27.720	0	273.128
8703232000	Hearses, 1500-3000 Cc Internal Combust Reciprocating Piston Engine	0	3.048	0	48.779
8703233000	Prisons Vans, 1500-3000 Cc Internal Combust Reciprocating Piston Engine	0	5.690	0	91.838
8703234110	Sedan/station Wagons, 1500-1800 Cc, Ckd Internal Combust Recipro Piston Engine	0	32.120	0	345.148
8703234210	Sedan/station Wagons, 1800-2000 Cc, Ckd Internal Combust Recipro Piston Engine	0	694.043	0	3.961.699
8703234310	Sedan/station Wagons, 2000-2500 Cc, Ckd Internal Combust Recipro Piston Engine	0	19.640	0	225.333
8703234390	Other Motor Cars, 2000-2500 Cc, Ckd Internal Combust Recipro Piston Engine	0	1.549	0	20.289
8703235110	Sedan/station Wagons, 1500-1800 Cc, Not Internal Combust Recipro Piston Engine	1.190.578	5.255.168	14.296.282	61.389.384
8703235190	Other Motor Cars, 1500-1800 Cc, Not Ckd Internal Combust Recipro Piston Engine	61.408	585.026	542.204	4.350.947
8703235210	Sedan/station Wagon, 1800-2000 Cc, Not Internal Combust Recipro Piston Engine	141.794	341.323	1.740.060	4.101.981
8703235291	Oth Motor Car,1800-2000 Cc, (4x2) System ,not Ckd,int Combust Recipro Pist Engine	104.249	565.015	723.142	2.666.846
8703235292	Oth Motor Car,1800-2000 Cc, (4x4) System ,not Ckd,int Combust Recipro Pist Engine	2.940	13.802	30.290	112.916
8703235310	Sedan/station Wagon,2000-2500cc,not Ckd Internal Combust Recipro Piston Engine	1.098.986	5.382.291	15.130.702	66.943.514
8703235391	Oth Motor Car,2000-2500cc, (4x2) System ,not Ckd,int Combust Recipro Pist Engine	1.450.833	6.461.311	12.076.752	58.496.789
8703235392	Oth Motor Car,2000-2500cc, (4x4) System ,not Ckd,int Combust Recipro Pist Engine	9.637	46.394	147.005	519.238
8703235410	Sedan/station Wagon,2500-3000cc,not Ckd Internal Combust Recipro Piston Engine	114.342	228.919	2.209.053	4.099.510
8703235491	Oth Motor Car,2500-3000cc, (4x2) System ,not Ckd,int Combust Recipro Pist Engine	9.787	41.907	104.004	422.682
8703235492	Oth Motor Car,2500-3000cc, (4x4) System ,not Ckd,int Combust Recipro Pist Engine	110.373	367.236	1.744.900	6.263.693
8703239410	Oth Vehicle, 2500-3000 Cc, (4x2) System, Not Ckd,int Combust Recipro Pist Engine	18.000	18.000	100.000	100.000
8703239420	Oth Vehicle, 2500-3000 Cc, (4x4) System, Not Ckd,int Combust Recipro Pist Engine	0	10.754	0	108.699
8703241000	Ambulances, Cylinder Capacity > 3000 Cc Internal Combust Recipro Piston Engine	0	3.550	0	190.205
8703245010	Sedan/station Wagons, > 3000 Cc,not Ckd Internal Combust Recipro Piston Engine	134.959	773.709	2.947.856	13.519.195
8703245091	Oth Motor Cars, > 3000 Cc, (4x2) System ,not Ckd,int Combust Recipro Pist Engine	5.930	14.909	73.976	243.739
8703245092	Oth Motor Cars, > 3000 Cc, (4x4) System ,not Ckd,int Combust Recipro Pist Engine	242.072	818.966	3.194.924	10.780.085
8703249000	Other Vehicle, > 3000 Cc, Not Ckd Internal Combust Recipro Piston Engine	0	5.579	0	530.225
8703325900	Other Motor Cars, 1500-2000 Cc, Not Ckd, Diesel	927.000	3.833.670	8.671.055	35.468.214
8703329900	Other Vehicles, 2000-2500 Cc, Not Ckd, Diesel	134.819	255.421	1.061.382	1.958.464
8703335100	Other Motor Cars, 2500-3000 Cc, Not Ckd, Diesel	2.192	16.427	23.800	214.366
8703335200	Other Motor Cars, > 3000 Cc, Not Ckd, Diesel	39.815	161.925	905.640	2.802.090
8703339000	Other Vehicles, > 2500 Cc, Not Ckd, Diesel	4.815	4.815	64.130	64.130
8703909000	Other Vehicles, Not Ckd	0	133.290	0	1.261.084
8704102100	Damper Designed For Off Highway, >24 T, Ckd	1.763.766	3.706.722	23.443.002	57.614.055
8704102200	Damper Designed For Off Highway, > 24 T Not Ckd	1.661.189	11.442.700	18.640.486	117.905.847
8704211900	Other Vans, <= 5 T, Ckd, Diesel	5.263	68.460	20.736	525.938
8704212900	Other Vans, <= 5 T, Not Ckd, Diesel	2.645.310	14.428.225	20.104.497	105.273.780
8704222919	Other Vans, 6-10 T, Not Ckd, Diesel	0	3.302	0	15.753
8704224300	Tanker Vehicles, 10-20 T, Not Ckd,diesel	0	47.524	0	298.965
8704224900	Other Vans, 10-20 T, Not Ckd, Diesel	0	20.884	0	149.420
8704232900	Other Vans, 20-24 T, Not Ckd, Diesel	28.956	51.343	498.954	565.145
8704233900	Other Vans, > 24 T, Ckd, Diesel	26.627	26.627	211.542	211.542
8704234300	Tanker Vehicles, > 24 T, Not Ckd, Diesel	0	94.289	0	103.871
8704234900	Other Vans, > 24 T, Not Ckd, Diesel	1.756.268	5.518.076	14.392.356	44.309.637
8704312900	Other Vans, <= 5 T, Not Ckd, Internal Combustion Piston Engine	678.760	4.945.998	3.790.785	27.247.135
8704909000	Motor Vehicles For The Transport Of Good , Not Ckd	0	1.472	0	47.000
8705100000	Crane Lorries	86.610	460.165	209.263	1.182.796
8705200000	Mobile Drilling Derricks	236.943	236.943	3.550.248	3.550.248
8705300000	Fire Fighting Vehicles	0	41.151	0	688.935
8705400000	Concrete-mixer Lorries	45.005	131.581	1.397.182	1.967.208
8705905000	Street Clean Vhcl, Incl Cesspit Emptier Mobile Clinic;spray Lorries Of All Kinds	0	4.990	0	134.449

**I.3. IMPOR MENURUT KOMODITI / IMPORT BY HS COMMODITY**  
**\*\*\* MEI / MAY 2008 \*\*\***

H S	Uraian Komoditi Commodity description	Berat bersih / Net weight (Kg)		Nilai / Value C.I.F ( U S \$ )	
		Bulan ini	Kumulatif	Bulan ini	Kumulatif
		Current month	Cum. Jan. to date	Current month	Cum. Jan. to date
8705909000	Other Special Purpose Motor Vehicles	157.358	657.968	2.551.904	11.235.851
8706001100	Chasis Fitted With Engines For Agri. Tractors Of Subhd 8701.10/8701.90	0	563	0	7.816
8706001900	Oth Chasis Fitted With Engines For Vhcls Of Heading 8701	0	1.716	0	21.012
8706002000	Chasis Fitted With Engines For Vehicles Of Heading 8702	0	14.108	0	84.755
8706004000	Chasis Fitted With Engines For Vehicles Of Heading 8704	12.481	20.129	62.844	91.295
8706005000	Chasis Fitted With Engines For Vehicles Of Heading 8705	0	11.004	0	99.529
8707100000	Bodies For The Vehicles Of Heading 8703	24.241	410.961	116.700	3.660.149
8707901000	Bodies For The Vehicles Of Heading 8701	34	6.437	229	12.229
8707903000	Bodies For The Vehicles Of Heading 8705	0	306	0	6.004
8707909000	Bodies For The Vehicles Of Heading 8702, 8704	69.911	242.496	887.900	3.469.226
8708101000	Bumper & Parts For Vehicles Heading 8701	4.128	36.430	55.592	257.196
8708109000	Bumper & Parts For Vehicles Heading 8702 ;8703;8704; 8705	208.001	1.003.955	1.588.489	7.769.014
8708211000	Safety Seat Belt For Vehicles 8701	103	33.249	2.885	350.407
8708219000	Safety Seat Belt For Vehicles 8702; 8703 ; 8704; 8705	95.445	448.408	848.112	4.173.383
8708291100	Component Of Door Trim Assembly For Hd 8701	1.626	2.548	36.053	54.622
8708291200	Component Of Door Trim Assembly For Hd 8703	85.803	497.991	774.652	4.237.986
8708291300	Component Of Door Trim Assembly For Hd 8705/subheading 8704.10	101.787	266.646	545.260	1.557.832
8708291900	Component Of Door Trim Assembly For Hd 8702 & 8704 (exclding 8704.10)	182.524	797.634	907.401	3.293.025
8708292000	Parts Of Safety Seat Belts Of Heading 8701-8705	121.794	566.915	1.029.290	4.611.368
8708299100	Oth Part, Access Of Bodies For Agricul. Tractors Of Subhead 8701.10/8701.90	12	861	416	32.556
8708299200	Oth Part, Access Of Bodies For Agricul. Vehicles Of Heading 8701	166	531	6.230	19.095
8708299300	Oth Part, Access Of Bodies For Agricul. Of Heading 8703	585.542	3.742.363	5.002.438	35.203.599
8708299900	Oth Part, Access Of Bodies For Agricul. Of Heading 8702; 8704; 8705	806.159	2.133.971	2.426.829	11.091.134
8708301000	Brakes,servo-brakes; Parts Thereof For Vehicles Of Heading 87.01	1.246	3.922	43.544	94.680
8708302000	Brakes,servo-brakes; Parts Thereof For Vehicles Of Heading 87.03	237.098	1.117.704	3.639.935	17.435.452
8708309000	Brakes,servo-brakes; Parts Thereof For Vehicles Of Heading 8702; 8704; 8705	594.415	3.377.489	3.839.761	15.342.810
8708401100	Gear Boxes, Unassembled For Vehicles Of Heading 87.03	4.532	63.625	29.399	315.603
8708401200	Gear Boxes, Unassembled For Vehicles Of Subheading 8704.10/heading 8705	9.408	27.959	204.341	617.380
8708401900	Gear Boxes, Unassembled For Vehicles Of Head 8701-8702 & 8704 (exc 8704.10)	488.443	2.852.307	3.083.962	18.311.975
8708402100	Gear Boxes, Assembled For Agri Tractors Of Subheading 8701.10/8701.90	0	416	0	5.670
8708402200	Gear Boxes, Assembled For Oth Vehicle Of Heading 87.01	0	2.430	0	12.928
8708402300	Gear Boxes, Assembled For Vehicle Of Hd 87.03	328.915	692.280	1.305.195	4.582.042
8708402400	Gear Boxes, Assembled For Vehicle Of Subheading 8704.10/heading 8705	13.277	27.279	24.164	71.591
8708402900	Gear Boxes, Assembled For Vehicles Of Heading 8702 & 8704 (exclding 8704.10)	285.407	7.826.735	935.694	14.699.249
8708409000	Parts Of Gear Boxes	24.179	675.389	136.337	2.396.323
8708501100	Drive-axles With Differential, Unassabl For Vehicles Of Heading 87.03	396.182	3.660.069	3.253.078	35.385.242
8708501200	Drive-axles With Differential, Unassabl For Vhcl Of Subhead 8704.10/head 8705	12.507	31.647	73.386	276.312
8708501900	Drive-axles With Differential, Unassabl For Vhcl Hd 8701-8702&8704(exc 8704.10)	278.239	1.340.323	1.636.510	7.173.969
8708502100	Drive-axles With Differential, Assabled For Agri Tractor Of Subhd 870110,870190	0	525	0	12.965
8708502200	Drive-axles With Differential, Assabled For Other Vehicles Of Heading 87.01	52	223	2.601	8.257
8708502300	Drive-axles With Differential, Assabled For Vehicles Of Heading 87.03	290.387	1.553.640	2.210.698	12.650.148
8708502400	Drive-axles With Differential, Assabled For Vhcl Of Subhd 8704.10/hd 87.05	89.457	389.115	780.077	2.945.668
8708502900	Drive-axles With Differential, Assabled For Vhcl Of Hd 8702,8704 (exc 8704.10)	556.788	1.901.396	3.509.210	12.788.567
8708509000	Parts Of Drive-axles With Differential, Non-driving, Axles	31.306	215.810	708.749	2.198.634
8708701100	Wheel Centre Discs And Caps For Agri Tractors Of Subheading 8701.10/8701.90	5.613	20.399	20.709	80.409
8708701200	Wheel Centre Disc & Cap For Oth Vehicle Of Heading 87.01	7.713	32.623	34.267	52.808
8708701300	Wheel Centre Disc & Cap For Oth Vehicle Of Heading 87.03	557.103	2.434.380	1.243.447	8.696.914
8708701400	Wheel Centre Disc & Cap For Oth Vehicle Of Subheading 8704.10/heading 87.05	152.053	847.979	495.041	1.768.622
8708701900	Wheel Centre Disc & Cap For Oth Vehicle Of Heading 8702 & 8704 (exc 8704.10)	1.206.405	4.341.290	1.507.049	5.472.948
8708709100	Other Road Wheel For Agri Tractors Of Subheading 8701.10/8701.90	35	9.421	313	146.001
8708709200	Other Road Wheel For Oth Vehicles Of Hd 87.01	20	20	55	55
8708709300	Other Road Wheel For Vehicles Of Head 87.03	107.375	258.600	390.940	1.330.793
8708709400	Other Road Wheel For Vehicles Of Subhd 8704.10/heading 87.05	47.184	191.263	225.401	1.002.118
8708709900	Other Road Wheel For Vehicles Of Head 8702 & 8704 (exclding 8704.10)	565.195	1.404.342	564.009	2.554.555
8708801100	Suspension Systems For Agri Tractors Of Subheading 8701.10/8701.90	34	1.740	611	21.604
8708801200	Suspension Systems For Oth Vehicles Of Heading 87.01	108	611	4.364	13.963
8708801300	Suspension Systems For Vehicles Of Head 87.03	25.638	138.603	171.620	693.413
8708801400	Suspension Systems For Vehicle Of Sebhd 8704.10/heading 87.05	14.900	85.857	138.210	1.026.186
8708801900	Suspension Systems For Vehicle Of Sebhd 8702 & 8704 (exclding 8704.10)	164.529	926.343	503.301	2.103.454
8708809000	Parts Of Suspension Systems (incl Shock -absorbers)	381.772	1.668.462	2.196.464	11.709.205
8708911100	Radiators Systems For Agri Tractors Of Subheading 8701.10/8701.90	14	25.272	151	283.301
8708911200	Radiators For Other Vehicles Of Heading 87.01	117	451	6.947	17.104
8708911300	Radiators For Vehicles Of Heading 87.03	35.552	472.522	358.446	2.308.780
8708911400	Radiators For Vehicles Of Subhd 8704.10 Or Heading 87.05	19.441	89.278	229.771	885.889
8708911900	Radiators For Vehicles Of Heading 87.02, 8704 (exclding 8704.10)	193.321	463.663	501.188	1.937.802
8708919000	Parts Of Radiator	122.239	824.504	1.530.248	8.666.778
8708921000	Silencers (mufflers),exhaust Pipe; Parts For Vehicles Of Heading 87.01	1.156	4.131	2.374	5.575
8708922000	Silencers (mufflers),exhaust Pipe; Parts For Vehicles Of Heading 87.03	371.689	1.717.863	3.620.544	18.048.765
8708923000	Silencers (mufflers),exhaust Pipe; Parts For Vhcl Of Subhd 8704.10/head 87.05	48	758	2.109	17.450
8708929000	Silencers (mufflers),exhaust Pipe; Parts For Vhcl Of Hd 8702,8704 (exc 8704.10)	111.333	492.183	920.583	2.912.489
8708931000	Clutches And Parts Thereof For Agri Tractors Of Subhd 8701.10/8701.90	381	17.914	4.419	112.106
8708932000	Clutches, Parts Thereof For Oth Vehicle Of Heading 87.01	108	183	1.036	1.694
8708933000	Clutches, Parts Thereof For Oth Vehicle Of Heading 87.03	266.954	1.181.377	2.573.146	11.830.480
8708934000	Clutches, Parts Thereof For Vehicles Of Subheading 8704.10/heading 87.05	2.602	11.418	38.784	187.456
8708939000	Clutches, Parts Thereof For Vehicles Of Heading 8702 & 8704 (exclding 8704.10)	364.696	3.083.063	1.942.621	20.921.768
8708941000	Steering Wheels With Airbag Assemblies	4.469	23.364	47.096	242.092
8708949100	Oth Steering Wheels, Columns,boxes For Agri. Tractors Of Subhd 8701.10,8701.90	0	35	0	1.087
8708949200	Oth Steering Wheels, Columns,boxes For Other Vehicles Of Heading 87.01	57.756	129.960	504.480	1.149.822
8708949300	Oth Steering Wheels, Columns,boxes For Vehicles Of Subheading 87.03	453.747	2.563.151	5.575.750	31.160.454
8708949900	Oth Steering Wheels, Columns,boxes For For Vehicles Of Head 8702, 8704, 8705	117.111	505.619	874.824	4.459.434
8708951000	Safety Airbags With Inflator System	58.696	279.769	1.210.895	5.412.798

**I.3. IMPOR MENURUT KOMODITI / IMPORT BY HS COMMODITY**  
**\*\*\* MEI / MAY 2008 \*\*\***

H S	Uraian Komoditi Commodity description	Berat bersih / Net weight (Kg)		Nilai / Value C.I.F ( U S \$ )	
		Bulan ini	Kumulatif	Bulan ini	Kumulatif
		Current month	Cum. Jan. to date	Current month	Cum. Jan. to date
8708959000	Parts Of Safety Airbags With Inflator System	5.394	7.745	41.858	71.580
8708991100	Unassembled Fuel Tank;engine Bracket For Vehicles Of Heading 87.01	4.618	298.090	87.904	1.434.372
8708991200	Unassembled Fuel Tank;engine Bracket For Vehicles Of Heading 87.03	111.587	656.416	985.067	5.772.494
8708991900	Unassembled Fuel Tank;engine Bracket For Vehicles Of Head 87.02; 87.04; 8705	52.050	364.666	428.138	2.335.172
8708999100	Other Parts And Accesories For Agri Tractors Of Subhd 8701.10/8701.90	104.487	712.688	540.369	4.850.997
8708999200	Other Parts,acces For Other Vehicles Of Heading 87.01	335.462	379.182	162.412	577.909
8708999300	Other Parts,acces For Other Vehicles Of Heading 87.03	1.444.210	6.193.398	9.626.518	56.168.650
8708999900	Other Parts,acces For Other Vehicles Of Heading 87.02, 8704, 8705	9.178.151	85.636.885	64.092.058	705.777.462
8709100000	Electrical Vehicles	25.029	42.950	65.239	168.136
8709190000	Non Elect Work Truck,self-propelled,not Fitted With Lift/handl Equip,in Factory	18.637	86.501	93.617	993.770
8709900000	Part Of Work Trucks,self-propelled, Not Fitted With Lift/handl Equip, In Factory	46.770	99.958	259.508	753.146
8710000000	Tanks, Other Armoured Fighting Vehicles, Motorised, With Weapons/not, & Parts	8.100	15.442	318.500	397.532
8711101100	Motorcycle,incl Moped,scooters, Recipro Int Combust Piston Engine < 50 Cc, Ckd	0	3.904	0	5.498
8711101900	Other Motorcycles, Reciprocating Internal Piston Engine < 50 Cc, Ckd	0	97.347	0	146.359
8711109100	Motorcycle,incl Moped,scooters, Recipro Int Combust Piston Engine <50 Cc,not Ckd	35	10.322	622	18.624
8711109900	Other Motorcycles, Recipro Int Piston Engine < 50 Cc, Not Ckd	0	39.206	0	515.878
8711201090	Motocross Motorcycles, With Recipro Int Combust Pist Engine, 50-250 Cc, Not Ckd	19.661	21.136	78.686	134.647
8711202100	Motorcycles, Scooters, With Recipro Int Combust Piston Engine, 50 -125 Cc, Ckd	1.185	118.303	1.735	408.625
8711203000	Other Motorcycles, Recipro Int Piston Engine, 50 -250 Cc, Ckd	0	4.000	0	25.924
8711204100	Motorcycles, Scooters, With Recipro Int Combust Piston Engine, 50-125 Cc,not Ckd	113.154	129.007	647.694	1.202.519
8711204200	Motorcycles, Scooters, With Recipro Int Combust Piston Engine, 125-150cc,not Ckd	43.030	115.693	439.202	1.296.417
8711204300	Motorcycles, Scooters, With Recipro Int Combust Piston Engine, 150-200cc,not Ckd	76.150	922.122	662.228	7.188.206
8711204400	Motorcycles, Scooters, With Recipro Int Combust Piston Engine, 200-250cc,not Ckd	75.453	143.583	1.184.907	2.368.909
8711209000	Other Motorcycles, Recipro Int Piston Engine, 50 -250 Cc, Not Ckd	15.180	28.832	166.878	281.429
8711301090	Motocross Motorcycles, With Recipro Int Combust Pist Engine, 250-500 Cc, Not Ckd	2.940	11.433	10.000	44.828
8711309000	Other Motorcycles, Recipro Int Piston Engine, 250 -500 Cc, Not Ckd	0	371	0	13.274
8711401090	Motocross Motorcycles, With Recipro Int Combust Pist Engine, 500-800 Cc, Not Ckd	229	14.982	20.249	153.298
8711409000	Other Motorcycles, Recipro Int Piston Engine, 500 -800 Cc, Not Ckd	1.167	6.156	20.670	142.559
8711509000	Other Motorcycles, Recipro Int Piston Engine, > 800 Cc, Not Ckd	34.866	90.588	646.976	2.473.697
8711904000	Side Cars	0	20	0	1.646
8711909000	Other Motorcycles, Not Ckd	0	4.607	0	62.384
8712001000	Racing Bicycles	619	2.648	2.824	11.234
8712002000	Bicycles Designed To Be Ridden By Children	3.135.364	9.351.383	2.183.336	6.599.206
8712003000	Other Bicycles	243.954	1.415.489	224.970	1.156.235
8712009000	Other Cycles	583.802	2.760.841	614.142	4.074.794
8713100000	Carriages For Disabled Persons, Not Mechanically Propelled	4.503	84.045	12.395	229.272
8713900000	Carriages For Disabled Persons, Mechanically Propelled	40.945	214.208	96.374	428.365
8714110000	Saddles Of Motorcycles (incl. Mopeds)	293.444	3.259.768	1.509.010	21.304.839
8714190010	Clutch Assembly Of Motorcycles (incl. Mopeds)	286.015	1.524.533	2.815.463	11.607.780
8714190020	Gear Assembly Of Motorcycles (incl. Mopeds)	485.220	2.066.848	1.911.090	7.514.974
8714190030	Spokes/nipples Of Motorcycles (incl. Mopeds)	5.841.575	26.330.555	36.824.889	164.606.326
8714190040	Oth Part & Acces, For Motorcycles Of Subheading, 8711.10, 8711.20/8711.90	2.336	2.604.285	2.817	23.991.983
8714190090	Oth Part & Acces, For Motorcycles Of Subheading, 8711.30, 8711.40/8711.50	3.054.957	12.694.272	8.085.249	48.335.054
8714201100	Castors Of A Dia (incl. Tyres) 76-100 Mm That The Wheel Width > 30 Mm	0	10	0	131
8714201200	Castors Of A Dia (incl. Tyres) 101-250 Mm That The Wheel Width > 30 Mm	0	1.766	0	3.270
8714201900	Castors Of A Dia (incl. Tyres) > 250 Mm That The Wheel Width > 30 Mm	2.018	12.114	14.760	43.792
8714209000	Other Parts Of Carriages For Disabled Persons	16.240	55.166	29.969	249.629
8714910000	Frames & Forks For Bicycles Of Subhead 8712.00.20	132.564	1.257.454	233.916	3.932.231
8714919000	Oth Parts Of Forks	453.907	2.610.800	1.377.360	6.226.997
8714921000	Wheel Rims And Spokes For Bicycles Of Subheading 8712.00.20	18.078	196.097	18.064	264.926
8714929000	Other Wheel Rims And Spokes	752.240	2.551.852	4.325.218	12.101.199
8714931000	Hubs,(exlc Coaster Brake Hub, Hub Brake, Free/sprocket-wheel), Bicycle 8712.00.20	26.469	76.997	47.350	145.647
8714939000	Oth Hub, (exlc Coaster Braking Hub, Hub Brake, Free/sprocket-wheel)	279.554	1.164.344	665.553	2.645.248
8714941000	Brakes,(incl Coast Brake Hub,hub Brake) For Bicycles Of Subheading 8712.00.20	74.305	294.864	65.998	276.254
8714949000	Oth Brakes, (incl Coaster Braking Hubs, Hub Brakes)	418.026	1.816.056	1.486.623	6.820.946
8714951000	Saddles For Bicycles Of Subhd 8712.00.20	38.809	159.379	30.288	131.446
8714959000	Other Saddles	257.654	954.142	295.722	1.343.013
8714961000	Pedals And Crank-gear,& Parts Thrf For Bicycles Of Subheading 8712.00.20	1.883	89.516	2.264	46.412
8714969000	Other Pedals And Crank-gear,& Parts Thrf	204.653	1.403.864	342.313	1.995.873
8714991000	Parts & Accessories Of Bicycle Of Subhd 8712.00.20	34.446	89.008	22.581	77.935
8714999000	Parts & Accessories Of Vehicle Of Head 87.11 To 87.13. (exc. 8712.00.20)	2.434.842	11.356.692	9.651.633	46.721.770
8715000000	Baby Carriages, Trailers, Semi-trailers, Oth Vhcl, Not Mechanically Propel.& Part	88.321	586.803	226.487	1.061.897
8716100000	Trailers & Semi-trailers Of The Caravan Type, For Housing/camping	0	50	0	907
8716200000	Self-loading/self-unloading Trailers & Semi-trailers For Agricultural Purposes	0	2.917	0	4.480
8716310000	Tanker Trailers,tanker Semi-trailers For The Transport Of Goods	4.069	545.101	9.226	284.160
8716394000	Agricultural Trailers And Semi-trailers	56	113.973	854	263.263
8716399000	Other Trailers And Semi-trailers For The Transport Of Goods	0	22.062	0	17.902
8716400000	Other Trailers And Semi-trailers	358.086	501.703	3.125.051	3.315.948
8716801000	Cart,wagon,sack Truck,hand Trolleys & Similar Hand-propelled Vhcl Used In Fact	32.071	289.617	56.374	608.690
8716802000	Wheelbarrows A Kind Used In Factory/ Workshops	95.346	394.728	72.109	267.156
8716809000	Oth Vehicles, Not Mechanically Propelled	71.433	358.423	160.520	591.145
8716901100	Wheels For Trailers And Semi-trailers	155.029	743.854	225.888	1.239.612
8716901300	Other Parts For Goods Of Subheading 8716.20	23.159	77.719	39.525	139.654
8716901900	Other Parts For Trailers, Semi-trailers	390.177	2.021.950	1.336.652	6.441.919
8716909100	Parts For Goods Of Subhead 8716.80.10 Or 8716.80.20	64.727	160.903	104.545	274.265
8716909900	Other Parts For Other Vehicles	167.447	726.057	373.155	1.763.017
8801000000	Balloon,dirigibles,glider, Hang Gliders And Other Non-powered Aircraft.	425	4.692	60.000	85.075
8802110000	Helicopters Of An Unladen Weight <= 2,000 Kg	2.057	9.228	55.602	11.917.539
8802120000	Helicopters Of An Unladen Weight > 2,000 Kg	0	18.238	0	36.733.894
8802201000	Aeroplanes Of An Unladen Weight <= 2,000 Kg	15.000	15.000	1.005.000	1.005.000
8802209000	Other Aircraft Of An Unladen Weight, <= 2,000 Kg	0	2.120	0	2.057.155

**I.3. IMPOR MENURUT KOMODITI / IMPORT BY HS COMMODITY**  
**\*\*\* MEI / MAY 2008 \*\*\***

H S	Uraian Komoditi Commodity description	Berat bersih / Net weight (Kg)		Nilai / Value C.I.F ( U S \$ )	
		Bulan ini	Kumulatif	Bulan ini	Kumulatif
		Current month	Cum. Jan. to date	Current month	Cum. Jan. to date
8802301000	Aeroplane Of An Unladen Weight >2,000 Kg And <= 15,000 Kg	17.863	102.220	28.556.024	80.980.564
8802309000	Other Aircraft Of An Unladen Weight > 2,000 Kg And <= 15,000 Kg	0	3.000	0	211.914
8802401000	Aeroplanes Of An Unladen Weight > 15,000 Kg	0	1.198.995	0	367.747.659
8802409000	Other Aircraft Of An Unladen Weight > 15,000 Kg	0	7	0	133.413
8803100000	Propellers, Rotors, Parts Thereof Of Heading 88.01/88.02.	1.060	12.054	187.227	1.875.322
8803200000	Under-carriages, Parts Thereof Heading 88.01/88.02.	0	5.098	0	48.609
8803300000	Other Parts Of Aeroplanes/helicopters Heading 88.01/88.02.	9.585	93.370	4.274.117	20.994.369
8803901000	Parts Of Telecommunication Satellites	2.441	3.907	245.946	861.484
8803909000	Other Parts Of Goods Of Heading 88.01 Or 88.02	14.771	20.907	8.464.643	12.171.371
8804000000	Parachutes (incl Dirigible Parachutes, Paragliders)&rotocutes,parts,acces Thrf	4.342	5.433	1.197.292	1.222.739
8805100000	Aircraft Launching Gear, Part Thereof, Deck Arrestor/similar Gear, Part Thereof	181	410	530	4.742
8805291000	Ground Flying Trainers	0	28.980	0	9.521.722
8805299000	Parts Of Ground Flying Trainers	1.300	4.141	24.292	90.409
8901101000	Cruise Ships,excursion Boats,ferry- Boats Of Gross Tonnage <= 26 Ton	170	1.130	2.512	91.047
8901102000	Cruise Ships,excursion Boats,ferry- Boats Of Gross Tonnage>26 But<=250ton	2.762	2.060.916	696.091	1.559.997
8901103000	Cruise Ships,excursion Boats,ferry- Boats Of Gross Weight>250 But<=500ton	0	1.841.622	0	541.378
8901105000	Cruise Ships,excurs Boats,ferry-boats Of Gross Tonnage>4000but<=5000	791	791	7.861	7.861
8901205000	Tankers Of Gross Tonnage > 4000 But <= 5000 Ton	8.169.600	14.140.600	8.925.984	20.505.438
8901206000	Tankers Of Gross Tonnage > 5000 Ton	22.459	142.149.147	3.946.643	123.845.714
8901901100	Other Vessels, Not Motorised Of Gross Tonnage <= 26 Ton	3.250	681.212	41.009	5.633.999
8901901200	Other Vessels, Not Motorised Of Gross Tonnage > 26 But <= 250 Ton	737.000	737.000	834.834	834.834
8901901400	Other Vessels, Not Motorised Of Gross Tonnage > 500 Ton	23.340.724	37.373.222	21.735.658	31.131.556
8901902200	Other Vessels, Motorised Of Gross Tonnage > 26 But <= 250 Ton	62.000	662.510	525.000	8.201.719
8901902300	Other Vessels, Motorised Of Gross Tonnage > 250 But <= 500 Ton	499.000	777.000	101.251	501.251
8901902400	Other Vessels, Motorised Of Gross Tonnage > 500 But <= 4000 Ton	4.548.000	9.526.000	8.918.711	15.105.425
8901902600	Other Vessels, Motorised Of Gross Tonnage > 5000 Ton	15.934.000	27.640.000	13.293.432	18.793.432
8902001100	Fishing Vessels Of Gross Tonnage <= 26 Ton	1.131	11.596	19.591	258.808
8902001400	Fishing Vessels Of Gross Tonnage > 100 But <= 250 Ton	116.000	116.000	770.000	770.000
8902009600	Factory Ships&oth Vessels For Proc/ Preserv Fishery Of Gro Ton > 4000 Ton	0	1.838	0	4.826
8903100000	Yachts&oth Vessels For Pleasure/sports Rowing Boats&canoes, Inflatable	11.055	135.997	6.126	356.821
8903910000	Sailboats, With/without Auxiliary Motor, Not Inflatable	411	11.769	3.345	152.607
8903920000	Motorboats, Other Than Outboard Motor, Not Inflatable	0	9.495	0	184.375
8903990000	Other Vessels For Pleasure/sports; Canoes, Not Inflatable	6.947	64.850	102.313	1.440.754
8904001100	Tugs Of Gross Tonnage <= 26 Ton	0	460	0	918
8904001900	Tugs Of Gro Tonnage >26 Ton, Of A Power <= 4000 Hp	119.800	3.759.400	7.967.145	30.598.461
8904002100	Tugs Of Gro Tonnage <26 Ton, Of A Power <= 4000 Hp	0	54.001	0	800.180
8905100000	Dredgers	387.000	1.975.189	280.400	2.848.402
8905200000	Floating/submersible Drilling/ Production Platforms	0	4.333	0	25.000
8905901000	Floating Docks Of A Gro Ton > 100 Tons	34.840	35.035	279.977	281.479
8905909000	Oth Vessels W/navigability Of Which Is Subsidiary To Their Main Function	1.035.439	25.724.964	496.692	8.213.718
8906901000	Lifeboats Oth Than Rowing Boats, Oth Vessels Of Displacement <= 30 Tons	0	36.881	0	194.752
8906909000	Lifeboats Oth Than Rowing Boats, Oth Vessels Of Displacement > 30 Tons	62.464	718.586	394.021	1.980.980
8907100000	Floating Structures, Inflatable Rafts	21.774	164.994	176.829	866.918
8907901000	Buoys	32.157	131.176	176.849	530.302
8907909000	Other Floating Structures	276.795	1.954.568	1.961.915	5.925.776
8908000000	Articles Of Headings 89.01-89.06 Imported For Breaking Up	48.480	49.664	132.000	165.016
9001101000	Optical Fibres,optical Fibre Bundles& Cables For Telecom.&oth Electrical Use	6.398	46.717	763.733	4.167.091
9001109000	Optical Fibres, Optical Fibre Bundles&cables For Other.&oth Purpose	7.780	72.758	1.312.088	5.566.572
9001200000	Sheets&plates Of Polarising Material	8.407	29.505	1.536.803	4.757.985
9001300000	Contact Lenses	84.561	340.255	6.896.520	25.688.951
9001400000	Spectacle Lenses Of Glass	18.526	71.724	16.827	766.369
9001500000	Spectacle Lenses Of Other Materials	7.834	114.138	269.659	1.561.168
9001901000	Lenses & Optic Elements For Photograp Or Cinematographic Cameras	656	2.059	1.680	16.031
9001909010	Lenses & Prisms For Lighthouses/beacons	0	67	0	511
9001909090	Oth Elements Of Glass Not Optically Worked	5.233	26.044	71.525	463.081
9002111000	Objective Lenses For Cinematographic Projector	8.327	35.296	5.737.094	7.060.579
9002119000	Objective Lenses For Cameras & Other Projector	2.190	18.748	36.477	235.690
9002190000	Objective Lenses For Oth Instruments & Apparatus	63	2.350	778	53.497
9002201000	Filters For Cinematographic Projectors	0	15	0	618
9002202000	Filters For Cinematographic Cameras, Photographic Cameras & Oth Projectors	12	1.391	1.007	6.382
9002203000	Filters For Telescopes/microscopes	9	108	374	1.791
9002209000	Filters For Oth Instruments&apparatus	1.070	20.431	36.055	644.901
9002901000	Lenses&prisms For Lighthouses/beacons	1.266	2.006	7.183	13.418
9002903000	Lenses&prisms For Cinematographic Cam. Photographic Cameras&oth Projectors	1	11.608	11	22.243
9002904000	Lenses&prisms For Medical&surgical Instruments	0	820	0	4.987
9002909000	Lenses&prisms For Oth Instruments	413	3.905	17.720	561.542
9003110000	Frames&mountings For Spectacles, Goggles Of Plastics	8.998	44.845	45.206	270.712
9003190000	Frames&mountings For Spectacles, Goggles Of Other Materials	1.755	24.943	29.462	358.873
9003900000	Parts Of Frames&mountings For Spectacles, Goggles&the Like	35.812	86.043	111.560	489.047
9004100000	Sunglasses	114.872	338.880	404.768	1.517.974
9004901000	Corrective Spectacles	5.625	60.589	144.446	574.477
9004902000	Corrective Goggles	91	91	1.264	1.264
9004905000	Protective Goggles	570	2.429	11.137	65.347
9004909000	Other Spectacles & Goggles	109.383	416.681	339.674	1.147.222
9005100000	Binoculars	1.291	6.138	967	113.382
9005809000	Monoculars & Oth Optical Telescopes	446	141.318	2.434	1.712.678
9005901000	Parts&accessories (incl Mountings) For Astron.cal Instr.ex.instrum.f Rad.astr	2.658	3.895	193.716	238.670
9005909000	Parts&accessories (include Mountings) For Oth Optical Telescopes	0	9.061	0	104.082
9006101000	Laser Photo Plotters	478	2.192	21.222	331.728
9006109000	Oth Cameras Of A Kind Used For Preparing Printing Plates/cylinders	2.284	31.707	33.642	431.300
9006300000	Cameras Specially Design For Under Water Use For Aerial Survey, Medical,or	1.300	4.911	5.525.925	5.530.201



**I.3. IMPOR MENURUT KOMODITI / IMPORT BY HS COMMODITY**  
**\*\*\* MEI / MAY 2008 \*\*\***

H S	Uraian Komoditi Commodity description	Berat bersih / Net weight (Kg)		Nilai / Value C.I.F ( U S \$ )	
		Bulan ini	Kumulatif	Bulan ini	Kumulatif
		Current month	Cum. Jan. to date	Current month	Cum. Jan. to date
9006400000	Instant Print Cameras	2.022	10.191	9.235	68.772
9006510000	Oth Cameras With A Slr, For Roll Film Of A Width <= 35 Mm	0	46.140	0	139.744
9006520090	Other Cameras For Roll Film Of A Width > 35 Mm	1	13	718	1.048
9006530010	Cameras Of A Kind Used For Rec. Doc On Microfilm, Microfiche	2	2	128	128
9006530090	Cameras Of Oth. A Kind Used For Rec. Doc On Microfilm, Microfiche	1.991	18.391	11.334	91.546
9006591000	Lasers Photo Plotters/Imagesetters With Raster Image Processor	0	1.986	0	496
9006599010	Camr.of A Kind Used For Recording Doc. On Mic.film, Microfiche/oth Microforms	60	60	870	870
9006599090	Other Camera For Recording Document On Mic.film, Microfiche/oth Microforms	1.508	20.071	7.476	204.603
9006610000	Discharge Lamp ("electronic") Flashlight	981	4.103	2.449	11.288
9006690000	Oth Photographic Flashlight Apparatus & Flashbulbs	8.680	20.883	27.375	140.241
9006911000	Parts & Accessories For Laser Photo Plotters Of Subhd 9006.10.10	997	3.828	48.990	159.420
9006913000	Parts & Accessories For Cameras Of Subhead. 9006.40.00 To 9006.53.00	0	2	0	149
9006919000	Other Parts & Accessories For Cameras	5.657	36.276	32.892	204.349
9006991000	Parts & Accessories For Photographic Flash-light Apparatus	6.755	7.579	16.925	31.385
9006999000	Parts & Accessories Not For Photograp Flash-light Apparatus	5.204	19.265	865.842	3.318.998
9007110000	Cinematographic Cameras For Film Of Width <16 Mm/for Double-8 Mm Film	0	2.397	0	18.886
9007190000	Other Cinematographic Cameras	3.929	16.775	62.351	241.868
9007201000	Projectors For Film Of <16 Mm In Width	18.819	41.737	33.967	112.348
9007209000	Projectors Whether/not Incomp. Sound Recording/reproducing Apparatus	20.618	215.322	223.280	967.730
9007910000	Parts And Accessories For Cameras	3.643	34.497	364.601	4.925.852
9007920000	Parts And Accessories For Projectors	783	6.277	10.952	43.495
9008100000	Slide Projectors, Oth Than Cinematographic	684	30.118	27.169	773.082
9008200000	Microfilm, Microfiche/oth M. Readers, Whether/not Capable Of Prod. Copies	1.760	6.998	74.533	355.956
9008300000	Other Image Projectors	34.897	100.666	396.953	702.983
9008401000	Photogr.enlargers&reducers (oth Than C.graphic) Use In The Print Industry	0	302	0	864
9008409000	Other Photographic Enlargers And Reducers (other Than Cinematographic)	219	13.898	19.566	35.682
9008901000	Parts And Accessories Of The Goods Of Subheading 9008.20.00	45.650	307.625	3.145.699	23.700.125
9008909000	Parts And Accessories Of Other Image Projectors	4.759	27.637	5.772	547.923
9010100000	Apparatus And Equipment For Automatically Developing X-ray Film	39.703	306.741	581.125	12.860.106
9010509000	Oth App&equip For P.grap (including Cinematographic); Negatoscopes	45.734	50.039	81.364	99.058
9010600000	Projection Screens Of 300 Inches Or More	42.967	220.897	99.702	487.746
9010901000	Parts&acc. For Projection Screens,/ For Articals Of Subheading 9010.10	16.760	20.391	28.178	37.538
9010903000	Parts&acc.of App For The Projection/ Drawing Of Circuit Patt. Of Pcb/pwbs	18	7.301	29	9.752
9010909000	Parts & Acc.of Oth Apparatus&equip For Photographics Laboratories	5.297	104.315	139.304	724.481
9011100000	Stereoscopic Microscopes	1.799	2.927	12.764	158.344
9011200000	Other Microscopes, For Photomicrograp Cinephotomicrography/microproject	58	5.701	19.112	771.534
9011800000	Other Microscopes	4.948	74.259	388.671	1.029.773
9011900000	Parts And Accessories Of Stereoscopic Microscope	386	11.968	41.248	129.890
9012100000	Microscopes Oth Than Optical Microscope Diffraction Apparatus	139	3.633	22.510	321.119
9012900000	Parts And Accessories For Microscope	141	30.474	5.368	40.183
9013100000	Telescopic Sights For Fitting To Arms Periscopes; Telescopes Design To Form	4	16.736	9.600	672.606
9013200000	Lasers, Other Than Laser Diodes	1.309	4.752	43.254	353.706
9013801000	Optical Error Verifications&repair App.for Pcb/pwbs&pcas	2.830	7.839	48.831	188.818
9013802000	Liquid Crystal Devices	8.282	18.768	332.202	936.294
9013809000	Other Devices, Appliances&instruments Of Other Optical Appliances	5.073	29.883	587.021	2.474.196
9013901000	Parts & Accessories Of Goods Of Subheading 9013.20.00	0	3	0	1.096
9013909000	Parts&accessories Of Other Goods Of Subheading 90.13	259	629	24.874	65.720
9014100000	Direction Finding Compasses	18.483	40.944	54.091	167.581
9014200000	Instrum.&appl.for Aeronautical/space Navigation (other Than Compasses)	0	126	0	52.898
9014801000	Navig'nal Instrum.&appl.used On Ships ,work With An Automatic Data Processor	2.089	4.901	166.250	442.567
9014809000	Other Navigational Instruments&appliances	11.605	42.813	297.413	4.145.706
9014901000	Parts&acc.of Ships Navig'nal Instrum Work With An Automatic Data Process.	56	403	1.270	8.429
9014909000	Parts&accessories Of Oth Navigational Instruments&appliances	1.603	12.180	170.710	2.081.116
9015101000	Rangefinders Used In Photography& Cinematography	0	12	0	162
9015109000	Other Rangefinders	7.783	23.007	633.467	911.362
9015200000	Theodolites And Tachymeters (tacheometers)	4.281	10.600	43.762	320.002
9015300000	Levels [measuring Higher Of Ground]	5.481	42.696	21.094	75.100
9015400000	Photogrammetrical Surveying Instruments & Appliances	356.823	379.456	1.491.799	1.710.811
9015801000	Radio Sonde And Radio Wind Apparatus	7.837	15.073	25.085	141.914
9015809000	Other Instruments&appliances For Surveying	130.165	290.190	4.398.098	12.150.756
9015900000	Parts&accessories Of Surveying Instruments And Appliances	35.566	266.529	2.168.765	13.583.553
9016001000	Balances Of A Sens'vity Of 5cg/better, W/without Their Weights, Electronic	7.594	47.427	86.211	2.031.413
9016009000	Balances Of A Sens'vity Of 5cg/better, W/without Their Weights,not Electronic	79.801	140.613	331.616	737.135
9017101000	Plotters Whether I/o Units Of Hd 84.71 Or Drawing/drafting Of Head 90.17	2.238	18.723	67.984	547.353
9017109000	Other Drafting Tables & Machines, Whether/not Automatic	1.031	18.166	33.648	123.216
9017201000	Rulers	44.523	126.105	87.447	262.867
9017203000	App.for The Project/drawing Of Circ. Patt.on Sens'zed Subs's For Mfc.of Pcb	239	1.280	3.606	19.617
9017205000	Plotters Whether I/o Units Of H 84.71/ Drawing/drafting Machines Of H 90.17	0	574	0	36.978
9017209000	Other Drawing, Marking-out/ Mathematical Calculating Instruments	57.187	123.380	73.014	237.134
9017300000	Micrometers, Callipers And Gauges	21.758	193.347	516.256	4.558.231
9017800000	Other Instruments Micrometers Callipers&gauges	186.889	929.953	448.388	2.357.882
9017902000	Parts&acc.of App.for The Project/drwg Of Circ.patt.on Sens.subs'tes For Pcb	27	97	552	8.943
9017909000	Parts And Accessories Of Other Instruments	2.679	39.826	38.523	232.916
9018110000	Electro-cardiographs	3.283	15.217	104.358	439.572
9018120000	Ultrasonic Scanning Apparatus	1.718	13.630	372.514	1.067.937
9018130000	Magnetic Resonance Imaging Apparatus	60	36.741	16.972	2.024.839
9018190000	Other Electro-diagnostic Apparatus	85.475	342.175	1.221.655	8.780.652
9018200000	Ultra-violet/infra-red Ray Apparatus	10.087	28.745	293.730	1.158.052
9018311000	Disposable Syringes	64.004	534.326	537.975	3.589.595
9018319000	Other Syringes, With/without Needles	38.144	198.058	556.939	2.498.132
9018320000	Tubular Metal Needles And Needles For Sutures	37.173	173.402	574.142	1.797.758

**I.3. IMPOR MENURUT KOMODITI / IMPORT BY HS COMMODITY**  
**\*\*\* MEI / MAY 2008 \*\*\***

H S	Uraian Komoditi Commodity description	Berat bersih / Net weight (Kg)		Nilai / Value C.I.F ( U S \$ )	
		Bulan ini	Kumulatif	Bulan ini	Kumulatif
		Current month	Cum. Jan. to date	Current month	Cum. Jan. to date
9018391000	Oth. Catheters	6.299	86.155	73.117	1.171.132
9018392000	Oth.tubular Metal Needles And Needles For Sutures	2.826	15.203	32.481	141.766
9018399000	Other Instruments And Appliances, Used In Dental Science	473.961	2.612.302	2.711.222	11.357.235
9018410000	Dental Drill Eng.,whether/not Comb. On A Single Bs With Oth Dental Equip.	542	2.623	11.421	22.271
9018490000	Oth.dental Drill Eng.,whether/not Comb. On A Single Bs With Oth Dental Equip.	3.112	33.509	11.474	231.043
9018500000	Other Ophthalmic Instruments&appliances	105	9.882	12.815	147.687
9018902000	Intravenous Administration Set (adult)	4.272	9.665	164.903	421.152
9018903000	Electronic Instruments And Appliances	3.195	10.811	35.852	875.020
9018909000	Other Instruments&appliances In Medical	411.226	1.797.015	4.993.727	22.347.782
9019101000	Electr. Mechano-therapy Appl.massage Apparatus	142.315	838.315	972.392	4.710.721
9019109000	Oth. Electr. Mechano-therapy Appl. Massage App.	28.152	151.235	251.801	1.040.706
9019200000	Ozone Therapy,oxygen Therapy, Aerosol Therapy, Artificial Respiration/other	6.202	35.309	250.760	696.604
9020000000	Oth Breathing Appl.&gas Masks, Excl. Protec.masks Having Neith. Mech'l Part	23.790	104.721	171.547	1.654.880
9021100000	Orthopaedic/fracture Appliances	35.247	80.208	117.239	332.945
9021210000	Artificial Teeth	1.126	4.146	3.789	12.084
9021290000	Other Artificial Teeth	739	2.414	2.016	72.072
9021310000	Artificial Joints	0	862	0	5.572
9021390000	Other Artificial Joints	1	265	22	10.384
9021400000	Hearing Aids, Excluding Parts And Accessories	0	260	0	525
9021500000	Pacemakers For Stimulating Heart Muscles.excluding Parts&accessories	0	345	0	25.349
9021900000	Oth Appl.which Are Worn/carried/implan In The Body,to Comp'ate For A Defect	28.087	61.026	8.306.855	32.271.547
9022120000	Computed Tomography Apparatus	0	25.311	0	1.377.337
9022130000	Oth. Computed Tomography Apparatus For Dental Use	24	4.048	58	117.772
9022140000	Oth. Computed Tomography Apparatus For Medical, Surgical/veterinary Uses	12.138	75.917	871.419	3.401.229
9022191000	X-ray App For The Physical Inspection Of Solder Joints On Pcb/pwb Assemblies	119	15.567	65.000	166.367
9022199000	X-ray Apparatus For Other Uses	18.170	84.491	1.087.455	3.352.962
9022210000	Alpha,beta/gamma Radiations App For Medic.surgical,dental/veterinary Uses	7.357	44.154	165.426	1.165.233
9022290000	Alpha, Beta/gamma Radiations Apparatus For Other Uses	53.132	152.322	8.238.196	13.526.844
9022300000	X-ray Tubes For Medical, Surgical,/ Veterinary Uses	363	1.894	150.568	577.864
9022901000	Parts&acc.of X-ray App F The Physical Inspec.of Solder Joints On Pcas	1.882	2.874	17.367	27.468
9022909000	Parts & Accessories For Other X-ray, Alpha,beta/gamma Radiations Apparatus	10.183	47.580	192.306	2.358.531
9023000000	Instrum. App.&models,for Demonstra'nal Purp.(exam. In Education/exhibitions)	14.562	96.163	934.688	5.251.788
9024101000	Machines And Appliances For Testing Metals, Electrically Operated	2.094	58.294	82.697	1.427.891
9024109000	Machines And Appliances For Testing Metals, Non-electrically Operated	7.752	33.423	236.978	599.183
9024801000	Machines & Appliances For Testing Other Material, Electrically Operated	9.685	40.464	430.988	2.493.114
9024809000	Machines & Appliances For Testing Other Material, Non-electrically Operated	15.672	51.742	211.098	1.331.810
9024901000	Parts&acc. For Elec. Operated Machines And Appliances For Testing Materials	2.948	8.946	75.470	448.501
9024902000	Parts&acc.for Non-elect'ly Operated Machines&appl. For Testing Materials	327	1.931	21.372	115.373
9025110000	Thermometers&pyrometers Not Combined With Oth Instruments, Liquid Filled	47.859	93.285	1.008.595	1.224.539
9025191000	Thermometers&pyrometers Not Combined With Oth Instruments, Electrical	12.946	76.854	145.505	1.311.221
9025192000	Thermometers&pyrometers Not Combined With Oth Instruments, Non Electrical	6.273	37.411	180.393	752.662
9025801000	Temperature Gauges For Motor Vehicles	1.517	6.778	26.311	110.127
9025802000	Oth. Temperature Gauges For Motor Vehic. Electrical	10.535	84.282	494.350	1.482.771
9025803000	Oth. Temperature Gauges For Motor Vehic. Non Electrical	7.383	36.115	69.380	377.974
9025901000	Parts And Accessories For Electrically Operated Instruments	4.145	31.225	41.517	178.950
9025902000	Parts & Accessories For Non- Electrically Operated Instruments	7.054	16.695	25.237	421.083
9026101000	Level Gauges For Motor Vehicles Electrically Operated	8.722	27.859	201.621	679.042
9026102000	Level Gauges For Motor Vehicles Not Electrically Operated	10.718	35.920	142.705	605.768
9026103000	Oth Measur/checking The Flow/level Of Liquids Instrum.,elec.oprt	25.718	220.249	866.704	5.533.500
9026109000	Oth Measur/checking The Flow/level Of Liquids Instrum.,not Elec.op	18.580	88.384	412.476	1.509.965
9026201000	Presure Gauges For Motor Vehicles, Electrically Operated	3.379	27.737	45.878	553.837
9026202000	Pressure Gauges For Motor Vehicles, Not Electrically Operated	1.655	16.241	17.634	137.697
9026203000	Other Measuring/checking Pressure Instruments, Electrically Operated	306.010	488.898	1.492.369	5.772.326
9026204000	Other Measuring/checking Pressure Instruments, Not Electrically Operated	12.085	143.660	250.335	1.597.508
9026801000	Oth Instruments/app. For Measuring , Electrically Operated	16.760	75.188	426.545	2.646.288
9026802000	Oth Instruments/app. For Measuring ,not Electrically Operated	10.879	209.153	141.968	1.237.690
9026901000	Parts&acc. For Electrically Operated Instruments And Apparatus	14.107	111.914	632.266	7.221.475
9026902000	Parts&acc.for Nn-electrically Operated Instruments And Apparatus	26.500	80.151	451.387	1.828.330
9027101000	Gas/smoke Analysis Apparatus, Electrically Operated	7.292	137.667	248.758	2.444.334
9027102000	Gas/smoke Analysis Apparatus Not Electrically Operated	223	5.556	25.955	142.621
9027201000	Chromatographs&elektrophoresis Instrum , Electrically Operated	110	9.947	20.631	702.196
9027202000	Chromatographs&elektrophoresis Instrum , Not Electrically Operated	117	503	7.664	37.578
9027301000	Spectrometers,sp.photometers&sp.graphs Use Optic Radiat,elect'ly Operated	5.611	17.757	222.055	1.750.339
9027302000	Spectrometers,sp.photometers&sp.graphs Use Optic Radiat,nt-elect'ly Operated	631	1.922	17.864	280.286
9027501000	Oth Instrum.&app.using Optic Radiat'ns (uv, Visible, Ir), Elect'ly Operated	16.165	43.489	1.033.306	4.928.102
9027502000	Oth Instrum.&app.using Optic Radiat'ns (uv,visible,ir),not-elect'ly Operated	250	807	40.180	57.287
9027801000	Exposure Meters	503	1.331	141.044	249.751
9027802000	Coagulometers	1.832	25.029	199.643	1.338.684
9027803000	Other Instruments And Apparatus Electrically Operated	8.755	83.354	500.248	5.590.003
9027804000	Other Instruments And Apparatus Not Electrically Operated	937	26.889	171.744	1.371.884
9027901000	Parts&acc.includg Pca Of H 90.27,oth For Gas/smoke Analysis App.&microtomes	1.425	12.143	103.680	576.693
9027909100	Parts&acc. Of Gas/smoke Analysis App. And Microtomes, Electrically Operated	4.553	19.933	93.332	533.714
9027909900	Parts&acc. Of Gas/smoke Analysis App.& Microtomes,not-electrically Operated	36.749	198.376	460.705	3.131.220
9028101000	Gas Meters Of A Kind Mounted In Gas Containers	24.226	72.043	42.515	330.396
9028109000	Other Gas Meters Of Kind Mounted In Gas Containers	8.528	89.173	100.701	778.322
9028201000	Totalizing Water Meters	61.977	257.335	126.965	862.517
9028209000	Other Liquid Meters	26.207	155.753	93.811	882.919
9028301000	Kilowatt Hour Meters	20.724	143.421	322.137	2.307.733
9028309000	Other Electricity Meters	27.294	204.410	208.755	1.459.274
9028901000	Water Meter Housings/bodies	1	111.710	268	680.579
9028909000	Oth Parts&accessories Of Gas, Liquid/ Electricity Supply/production Meters	49.513	1.114.582	446.121	11.244.853

I.3. IMPOR MENURUT KOMODITI / IMPORT BY HS COMMODITY  
 \*\*\* MEI / MAY 2008 \*\*\*

H S	Uraian Komoditi Commodity description	Berat bersih / Net weight (Kg)		Nilai / Value C.I.F ( U S \$ )	
		Bulan ini	Kumulatif	Bulan ini	Kumulatif
		Current month	Cum. Jan. to date	Current month	Cum. Jan. to date
9029102000	Taximeters	189	2.883	698	20.062
9029109000	Mileometers, Pedometers And The Like	8.540	60.019	102.647	890.255
9029201000	Speedometer For Motor Vehicles	88.104	450.116	853.432	4.341.921
9029202000	Tachometers For Motor Vehicles	39.046	140.284	394.512	1.654.957
9029209000	Oth Speed Indicators&tachometers; Stroboscopes	50.717	224.565	1.751.401	6.096.009
9029901000	Parts&acc.of Goods Of Sub H 9029.10 /of Stroboscopes Of Subheading 9029.20	43.744	260.557	791.478	4.119.829
9029902000	Parts And Accessories Of Goods Of Subheading 9029.20	115.697	459.128	2.641.531	10.149.735
9030100000	Instruments & Apparatus For Measuring/ Detecting Ionising Radiations	655	26.312	58.961	1.216.673
9030200000	Cathode-ray Oscilloscopes & Cathode-ray Oscillographs	828	19.863	28.533	518.367
9030310000	Multimeters Without A Recording Device	5.044	42.493	125.834	290.682
9030320000	Multimeters With A Recording Device	61	3.687	978	35.154
9030331000	Instruments And Apparatus For Measuring /check Voltage Without A Rec. Device	610	7.898	20.584	304.491
9030332000	Impedance-measuring Instruments And Apparatus Designed To Provide Visual	203	12.630	16.287	2.488.704
9030333000	Ammeters And Voltmeters For Motor Vehicles	5.289	10.076	14.218	112.006
9030339000	Oth Instr&app For Meas'g/check.voltage Curr.resist./power,w/o Record. Device	40.396	166.164	547.312	1.993.702
9030390000	Other Heading 90.30 With A Recording Device	12.909	109.612	602.240	3.875.501
9030400000	Other Instruments And Apparatus, Designed For Telecommunications	226	4.547	132.324	698.479
9030821000	Wafer Probers	3.519	7.601	154.163	663.388
9030829000	Oth Instrum.&app.for Measuring/ Checking Semiconductor Wafers/devices	9.992	35.313	1.051.226	2.898.029
9030841000	Instruments & App., With A Recording For Measure, Check Electrical Quantities	898	3.197	195.719	529.320
9030849000	Oth Instru. And App., With A Recording For Measure, Check Electrical Quantities	115	383	36.743	85.474
9030891000	Instru.&app.s,w/o Recording Device For Goods Other Than Subheading 9030.39	63	306	7.256	120.202
9030899000	Other Instruments & Apparatus, Without Recording Device	5.337	39.079	289.319	1.326.344
9030901000	Parts&accessories Including Pca Of Goods Of Subhead 9030.40&9030.82	2.527	9.582	123.748	467.109
9030902000	Parts&acc. Of Instrum.&app For Measure /check Elect'al Quantities On Pcb&pcas	138	5.535	21.870	759.611
9030903000	Parts&acc.of Optical Instrum.&appl.for Measuring/checking Pcb/pwbs&pcas	79	1.424	14.640	156.807
9030909000	Other Parts&accessories Of Goods Of Head 90.30	7.102	42.809	426.017	2.195.541
9031101000	Machines For Balancing Mechanical Parts, Electrically Operated	9.880	135.396	568.254	4.049.122
9031102000	Machines For Balancing Mechanical Parts, Not Electrically Operated	0	10.674	0	49.634
9031201000	Test Benches, Electrically Operated	36.332	70.849	256.186	5.726.667
9031202000	Test Benches,not Electrically Operated	370	4.686	1.060	97.997
9031410000	Oth Optical Instrum.&appl.for Inspec. S.cond.wafers/devices/p.masks/reticles	1	133	249	2.536
9031491000	Optic' Instrum&appl.for Measur Surface Particulate Contamn. On S.cond. Wafers	0	927	0	49.427
9031492000	Optical Error Verification&repair App. For Pcb/pwbs And Pcas	0	687	0	20.118
9031493000	Optical Instrum.&appl. For Measuring /checking Pcb/pwbs&pcas	20	1.797	2.256	136.107
9031499000	Other Optical Instruments And Appliances For Other Purposes	11.911	73.096	1.035.493	3.504.927
9031801100	Cable Test Equipment, Electrically Operated	14.560	65.580	227.723	1.323.645
9031801900	Cable Test Equipment, Not Electrically Operated	2.479	3.895	194.344	294.965
9031809200	Other Instruments, Appliances&machines Of Head 90.31, Electrically Operated	161.695	628.704	1.810.006	10.674.647
9031809900	Other Instruments, Appl.&machines Of Head 90.31, Not Electrically Operated	16.462	70.618	712.406	3.063.005
9031901100	Parts&acc.incl.pca Of Optical Instrum. &appl.for Inspecting S.cond. Wafers	217	587	6.263	25.146
9031901300	Parts&acc.of Optic. Microscopes Fitted W/equip For Hand&trans.of S.cond Wafer	0	1.656	0	55.247
9031901900	Parts&accessories For Other Electrically Operated Equipment	13.003	63.030	160.078	1.760.781
9031902000	Parts&accessories For Non-electrically Operated Equipment	3.073	15.075	42.873	286.279
9032101000	Thermostats, Electrically Operated	63.634	317.276	589.215	2.368.568
9032102000	Thermostats, Not Electrically Operated	20.211	63.412	45.710	310.012
9032201000	Manostats, Electrically Operated	677	8.026	24.623	193.193
9032202000	Manostats, Not Electrically Operated	763	1.547	13.420	30.752
9032810000	Hydraulic/pneumatic Regulating/ctrling Instruments And Apparatus	4.490	69.654	134.241	1.729.749
9032891000	Instru.&app.fitt.with Anautomatic Data Process.mach. For Control The Propul.	16.495	57.077	2.834.884	3.297.137
9032892000	Automatic Instrum.&app.for Controlling Chem./electro-chem.solutions In Pca/pwb	1.370	70.610	18.486	441.198
9032893100	Automatic Regulating Voltage Units (stabilizers)	198.915	506.410	329.433	928.716
9032893900	Oth Automatic Regulating/controlling Instrum.&app., Electrically Operated	92.613	275.699	1.337.684	3.091.283
9032899000	Oth Automatic Regulating/controlling Instrum.&app.not Electrically Operated	137.984	624.973	2.972.266	16.359.873
9032901000	Parts And Accessories Of Goods Of Subheading 9032.89.10	23	2.367	1.343	32.802
9032902000	Parts And Accessories Of Goods Of Subheading 9032.89.20	0	239	0	40.929
9032903000	Parts And Accessories Of Other Goods, Electrically Operated	15.824	90.880	315.794	1.987.571
9032909000	Parts And Accessories Of Other Goods, Not Electrically Operated	25.587	174.473	267.553	5.641.998
9033001000	Parts&acc. For Machines,appl.,instrum. Of Chapter 90 For Elec'l'y Operated	24.102	150.895	585.444	6.441.583
9033002000	Parts&acc. For Mach.appl.,instrum.of Chap. 90 For Not Electrically Operated	14.758	81.749	328.133	2.497.614
9101110000	Elec'l'y Wrist-watches,whether/not With Astopwatch Fac'ty,wi Mech.display Only	1	372	7	32.988
9101190000	Elec'l'y Wrist-watches,whether/not With Astopwatch Facility,with Oth Display	19	270	41.612	156.229
9101910000	Other Wrist-watches, Electrically Operated	349	930	394	855
9101990000	Other Wrist-watches, Not Electrically Operated	190	380	763	9.077
9102110000	Elec'l'y Wrist-watches Oth Head 91.01, Wh'er/not W Astop.w. Fac't,w/mech.dspl	783	4.719	169.457	611.469
9102120000	Elec'l'y Wrist-watches Oth Head 91.01, W/nw A S.watch Fac'ty,w Op-elec.displ	47	3.051	101	5.510
9102190000	Elec'l'y Wrist-watches Othh91.0,whether /not W/astopwatch Fac't,w/oth Display	70.320	396.309	219.881	1.247.772
9102210000	Oth Wrist-watches Oth H91.01, Whether /nt With A S.watch Fac'ty,w/autom.wndg	19	7.752	4.735	5.229.718
9102290000	Oth Wrist-watches Oth H91.01, Whether/ Nt W/a S.watch Fac'ty,w/n.autom.wndg	66.372	223.310	116.896	844.399
9102911000	Stop-watches, Electrically Operated	674	10.133	1.132	18.600
9102919000	Other Wrist-watches Oth Head 91.01, Electrically Operated	0	3.056	0	27.174
9102990000	Other Wrist-watches Oth Head 91.02, Electrically Operated	55.111	276.448	108.097	472.762
9103100000	Clocks With Watch Movements, Excluding Clocks Ofh91.04.,electrically Operated	0	2.886	0	11.323
9103900000	Clocks With Watch Movements, Excluding Clocks Ofh91.04.,not Elec'l'y Operated	179	305	951	1.499
9104001000	Instrument Panel Clocks & Clocks Of A Similar Type, For Vehicles	2.779	16.745	186.005	945.361
9104002000	Instrument Panel Clocks & Clocks Of A Similar Type, For Aircraft	0	15	0	14.975
9104003000	Instrument Panel Clocks & Clocks Of A Similar Type, For Vessels	0	8	0	106
9104009000	Instrument Panel Clocks & Clocks Of A Similar Type, For Spacecraft	0	28	0	109
9105110000	Alarm Clocks, Electrically Operated	8.158	99.810	8.549	192.547
9105190000	Alarm Clocks,not Electrically Operated	24.971	66.723	55.848	187.140
9105210000	Wall Clocks, Electrically Operated	2.844	64.658	4.326	229.841

**I.3. IMPOR MENURUT KOMODITI / IMPORT BY HS COMMODITY**  
**\*\*\* MEI / MAY 2008 \*\*\***

H S	Uraian Komoditi Commodity description	Berat bersih / Net weight (Kg)		Nilai / Value C.I.F ( U S \$ )	
		Bulan ini	Kumulatif	Bulan ini	Kumulatif
		Current month	Cum. Jan. to date	Current month	Cum. Jan. to date
9105290000	Wall Clocks, Not Electrically Operated	47.198	211.923	118.329	572.763
9105910010	Marine And Similar Chronometers (oth. Than Clocks Of Heading 91.04)	0	1.435	0	3.957
9105910090	Oth. Clocks, Electrically Operated	5.626	31.280	13.425	110.083
9105990010	Oth. Marine And Similar Chronometers (oth. Than Clocks Of Heading 91.04)	0	5	0	574
9105990090	Oth. Clocks, Not Electrically Operated	11.245	18.959	38.640	70.866
9106100000	Time-registers; Time-recorders	9.835	48.464	16.629	394.250
9106900000	Oth Time Record.&intervals Of Time App W/clock/watch Move./with Synchron.mtr	18.944	61.737	117.300	437.910
9107000000	Time Switches With Clock/watch Movement/with Synchronous Motor.	13.908	55.517	185.394	705.347
9108110000	Watch Move., Comp.&assem. With Mech. Display Only, Electrically Operated	3	3	54	54
9108190000	Other Watch Movements, Complete & Assembled, Electrically Operated	3.376	36.346	9.360	108.549
9108200000	Watch Move., Comp.&assem. With Mech. -with Automatic Winding	9	145	1.178	9.617
9108900000	Other Watch Movements, Complete & Assembled, Not Electrically Operated	3	2.139	10	20.774
9109110000	Clock Movements Of Alarm Clocks,compl. And Assembled, Electrically Operated	0	2.720	0	3.763
9109190000	Clock Movements Of Oth Clocks, Compl.& Assembled, Electrically Operated	23.821	60.249	49.456	179.867
9109900000	Clock Movements, Complete And Assembled, Not Electrically Operated	17.406	80.435	41.458	178.321
9110110000	Complete Movements, Unassem./partly Assem.(movement Sets) Of Watches	6.105	12.357	42.819	266.272
9110190000	Rough Movements Of Watches	51	54	900	916
9110900000	Oth. Comp/incomplete Movements,unassem. Or Assembled (movement Sets) Of	549	2.688	10.063	21.192
9111200000	Watch Cases Of Base Metal, Whether Or Not Gold/silver-plated	174	1.724	625	4.408
9111800000	Other Watch Cases	3.215	14.647	70.036	401.954
9111900000	Parts Of Watch Cases	3.131	5.707	6.781	11.740
9112200000	Clock Cases And Cases Of A Similar Type For Other Goods Of This Chapter	0	777	0	2.382
9112900000	Part Of Clock Cases&cases Of A Similar Type For Other Goods Of This Chapter	992	5.419	2.471	13.443
9113200000	Watchstraps,watch Bands& Bracelets ,of Base Metal,wheth/not Gold/s Plated	1.052	4.288	3.025	20.051
9113900000	Other Watchstraps, Watch Bands & Watch Bracelets	10.084	76.583	92.730	606.826
9114100000	Springs, Including Hair-springs Of Clock/watch	19	64	66	185
9114200000	Jewels Of Clock/watch	0	425	0	473
9114300000	Dials Of Clock/watch	532	7.426	1.985	20.878
9114400000	Plates And Bridges Of Clock/watch	620	678	800	1.490
9114900000	Other Parts Of Clock/watch	20.230	113.553	70.752	377.788
9201100000	Upright Pianos	10.609	67.127	94.827	199.320
9201200000	Grand Pianos	11.703	34.323	153.607	302.057
9201900000	Oth Pianos,including Automatic Pianos; Harpsichords&oth Keybrd String.instr.	47.791	167.404	87.564	351.479
9202100000	String Musical Instruments Played W/a Bow	269	16.297	6.257	106.272
9202900000	Other String Musical Instruments Played	16.737	73.177	126.319	495.983
9205100000	Brass-wind Instruments	192	15.279	4.702	71.296
9205901000	Keyboard Pipe Organ; Harmonium & Similar Keyboard Instrum With Free Metal Reeds	483	47.556	1.224	98.307
9205909000	Oth. Keyboard Pipe Organs, Harmoniums With Free Metal Reeds	65.322	192.325	472.344	1.378.507
9206000000	Percussion Musical Instruments(for Exp. Drm.xylophones,cymbals,castanets)	187.044	577.017	700.576	2.056.823
9207100000	Keyboard Instruments, Other Than Accordions	23.464	145.275	249.951	1.504.201
9207900000	Oth Musical Instruments,the Sound Is Produc/must Be Amplified,electrically	35.676	261.395	472.588	2.411.132
9208100000	Musical Boxes	3.809	30.236	44.194	160.110
9208901000	Decoy Calls, Call Horns &other Mouth Blown Sound Signalling Instruments	691	16.422	2.724	50.791
9208909000	Oth Musical Instruments Not Falling Within Any Oth Heading Of This Chapter	7.113	56.468	27.082	161.689
9209300000	Musical Instrument Strings	37.093	142.800	285.096	1.620.180
9209911000	Strung Backs, Keyboards And Metal Frames For Upright Pianos	194.177	1.495.704	855.649	7.630.880
9209919000	Other Parts And Accessories For Pianos	889.268	3.151.627	4.473.457	16.661.756
9209920000	Parts & Accessories For The Musical Instruments Of Heading 92.02	126.061	541.952	1.066.235	4.510.916
9209940000	Parts & Accessories For The Musical Instruments Of Heading 92.07	178.764	427.534	2.242.941	5.667.148
9209990000	Parts & Accessories For Other Musical Instruments	101.601	344.149	3.853.306	10.837.555
9301110000	Artillery Weapons (for Example, Guns, Howitzers & Mortars), Self-propelled	76	91	2.048	2.419
9301190000	Artillery Weapons(for Ex.guns,howitzer & Mortars), Not Self-propelled	0	846	0	1.298.973
9301200000	Rocket Launcers;flame-throwers;grenade Launcers; Torpedo Tub&sim. Projectors	17.000	17.000	384.500	384.500
9301900000	Oth Military Weapons,o Than Revolvers, Pistols & The Arms Of Heading 93.07	0	562	0	372.261
9302000000	Revolvers And Pistols, Other Than Those Of Heading 93.03/93.04.	0	96	0	7.710
9303100000	Muzzle-loading Firearms	0	11	0	3.233
9303209000	Oth Sporting/target-shooting Shotguns, Including Combination Shotgun-rifles	0	128	0	6.829
9304009000	Oth Arms (for Example,spring, Air/gas Guns&pistols),excl.those Of Head 93.07	1.254	2.273	6.246	14.908
9305100000	Parts And Accessories Of Revolvers/ Pistols	1	3	129	131
9305219000	Shotgun Barrels Of Other Shotguns	0	4.370	0	53.812
9305999000	Parts And Accessories Of Other Arms	0	16	0	2.848
9306210000	Cartridges For Shotgun And Air Gun	969	6.490	6.246	22.732
9306290000	Parts Of Cartridges, Gun Pellets	100	3.066	93.126	114.258
9306302000	Cartridges For Riveting/similar Tools Or For Captive-bolt Humane Killers And	37	769	602	29.244
9306309000	Other Cartridges And Parts Thereof Use For Other Arms	551	551	2.355	2.355
9306900000	Other Cartridges, Missiles And Similar Munitions Of War & Parts Thereof	0	4.536	0	2.474.925
9307000000	Swords,cutlasses,bayonets,lances& Similar Arms&parts Thereof &scabbards	7	26	250	4.094
9401100000	Seats Of A Kind Used For Aircraft, Convertible Into Beds	2	490	60	1.199
9401200000	Seats Of A Kind Used For Motor Vehicles, Converti-ble Into Beds	42.501	189.813	236.193	1.272.016
9401300000	Swivel Seats With Variable Height Adjustment	399.808	1.312.271	1.012.371	3.547.867
9401400000	Seats Other Than Garden Seats/ Camping	24.437	86.827	61.688	180.977
9401510010	Seats Of Rattan	1.694	3.257	3.843	8.527
9401510090	Other Seats Of Rattan	122	4.771	402	24.636
9401590000	Other Seats Of Bamboo/rattan	273	88.513	878	51.058
9401610000	Upholstered	272.117	750.903	953.883	2.450.188
9401690000	Other Upholstered	62.015	350.888	222.801	767.395
9401710000	Other Seats, With Metal Frames, Upholstered	454.481	1.602.243	1.046.056	3.842.168
9401790000	Other Seats, With Metal Frames, Not Upholstered	533.896	1.919.503	788.795	3.039.022
9401801000	Baby Walkers	221	20.889	527	47.429
9401809000	Other Seats	105.031	346.919	156.783	754.630
9401901010	Parts Of Aircraft Seats Of Plastics	2.273	9.502	21.688	467.914

**I.3. IMPOR MENURUT KOMODITI / IMPORT BY HS COMMODITY**  
**\*\*\* MEI / MAY 2008 \*\*\***

H S	Uraian Komoditi Commodity description	Berat bersih / Net weight (Kg)		Nilai / Value C.I.F ( U S \$ )	
		Bulan ini	Kumulatif	Bulan ini	Kumulatif
		Current month	Cum. Jan. to date	Current month	Cum. Jan. to date
9401901090	Oth Parts Of Aircraft Seats Of Plastics	8.215	40.230	44.014	1.157.455
9401902000	Parts Of Baby Walkers	803	803	620	620
9401909100	Parts Of Seats Of Goods Of Subheading 9401.20.00/9401.30.00	391.931	1.697.391	2.859.128	11.909.097
9401909910	Oth.of Goods Of Subheading Of Plastic 9401.20/9401.30	69.939	238.665	106.287	402.059
9401909990	Oth.of Goods Of Subheading 9401.20/9401.30	460.942	2.341.754	2.744.276	12.367.470
9402101000	Dentists' Chairs	27.279	137.131	208.905	926.017
9402103000	Barbers' And Hairdressers' Chairs And Parts	38.145	98.080	69.697	217.275
9402109000	Other Dentists, Hairdressers & Barbers Chairs And Part Thereof	68.496	195.201	128.317	578.849
9402901000	Furntr.designed For Medical,surgical /veterinary Surg.purp.&parts Thereof	9.537	152.225	54.455	628.349
9402909000	Oth. Furntr.design For Medical,surgical /veterinary Surg.purp.&parts Thereof	56.528	792.797	530.603	2.168.550
9403100000	Mtl Furniture Of A Kind Used In Office	383.545	1.984.441	396.088	2.031.192
9403200000	Other Metal Furniture	1.047.009	4.278.534	1.690.067	6.657.325
9403300000	Wooden Furniture Of A Kind Used In Offices	1.218.432	5.498.273	1.169.626	5.709.899
9403400000	Wooden Furniture Of A Kind Used In The Kitchen	500.361	1.361.934	503.413	1.352.787
9403500000	Wooden Furniture Of A Kind Used In The Bedroom	711.580	2.447.752	907.177	3.076.038
9403600000	Other Wooden Furniture	1.029.919	3.582.422	1.493.209	5.834.410
9403700000	Furniture Of Plastics	97.904	379.777	171.544	623.306
9403810010	Bedroom, Dining Room/living Room Sets Of Rattan	29	27.029	82	34.297
9403810020	Bedroom, Dining Room/living Room Sets Of Other Materials	15.190	75.046	31.737	140.873
9403810030	Furnt. Of Plas. Of Kind Used In Parks Gardens/vestibules	0	154	0	155
9403810090	Other Furniture Of Bamboo Or Rattan	18.693	77.678	30.774	143.005
9403890010	Bedroom, Dining Room/living Room Sets Of Other Materials	83.805	338.086	108.069	442.374
9403890020	Oth Furniture Of A Kind Used In Parks, Garden/vestibules	0	79.620	0	98.772
9403890030	Fume Cupboards For Use In Medical Lab. Of Cane,osier,bamboo/similar Materials	0	16.703	0	46.596
9403890090	Other Furniture	42.542	326.522	94.901	669.119
9403900000	Parts Of Other Furniture	359.516	2.052.543	1.154.320	3.670.769
9404100000	Mattress Supports	17.463	48.332	64.697	184.515
9404210000	Mattresses Of Cell. Rubber/plastics, Whether/not Covered	104.453	290.351	111.097	259.574
9404291000	Mattress Springs Of Other Materials	36.958	107.103	123.885	350.429
9404299000	Other Mattress Of Other Materials	66.212	154.494	174.725	304.497
9404300000	Sleeping Bags	34	12.456	16	35.528
9404901000	Quilts, Bedspreads And Mattress Protectors	0	25.412	0	85.865
9404909000	Other Articles Of Bedding And Similar Furnishing	193.208	807.474	255.485	1.219.227
9405102000	Surgical Lamps Of Ceiling/wall Lighting Fittings	6.831	8.190	30.420	41.216
9405103000	Spotlights Of Ceiling/wall Lighting Fittings	50.456	237.038	459.340	1.439.104
9405109000	Oth Chandeliers&oth Elec Ceiling/wall Light.fittng.exc.of Apublic Spac.light	555.505	2.272.002	2.243.780	8.374.707
9405201000	Surgical Lamps Of Electric Table,desk, Bedside/floor-standing Lamps	0	10	0	77
9405209010	Elect. Table Of Spotlights	39.569	130.442	46.952	196.784
9405209090	Oth. Elect. Table, Desk	168.985	645.411	425.723	1.961.337
9405300000	Lighting Sets Of A Kind Used For Christmas Trees	23.780	43.049	44.372	82.183
9405401000	Surgical Lamps, Incl. Operat Lights; Pilot Lamp Assem For Elec.-thermic Dom	4	567	10	10.679
9405402000	Searchlights	0	366	0	5.830
9405404000	Oth. Electr. Lamps Of Spotlights	6.324	107.694	77.145	628.921
9405405000	Street Lamps/lanterns	27.019	145.968	71.536	625.188
9405406000	Other Exterior Lighting, Other Than Street Lamps/lanterns	12.863	55.871	232.198	576.687
9405407000	Non-flashing Aerodrome Beacons;lamps For Railwayloc.aircraft,ships Ofbs Mtl	1.217	8.182	41.213	424.933
9405408000	Pilot Lamp Assemblies For Electro Domestic Appliances Of Heading 85.16	333	2.464	564	3.877
9405409010	Fibreoptic Operation Headlights	61	1.658	1.825	21.874
9405409090	Oth Electric Lamps,including Oth Elec Lamps&lighting Fittings Of Wood	120.854	446.468	605.396	3.961.252
9405501100	Non Elect. Lamps&lighting Fittings - Of Brass, For Religius Rites	29	68	39	605
9405501900	Oth. Non Elect. Lamps&lighting Fittings	45	17.783	434	103.548
9405504010	Hurricane Lamps Of Base Metal	7.807	7.977	9.381	9.749
9405504090	Other Hurricane Lamps	9.270	45.073	11.538	56.067
9405509011	Oil Lamps Of Brass, Used For Relig.rites	0	1.515	0	1.523
9405509012	Oil Lamps Of Other Base Metal,or Of Wood	355	556	12.749	12.971
9405509013	Oil Lamps Of Plast, Stone, Ceramic,- Glass	0	6.089	0	8.596
9405509020	Miners Lamps And Quarrymens Lamps	1.099	1.099	1.950	1.950
9405509090	Other Miners Lamps & Quarrymens Lamps	4.007	24.448	80.161	221.819
9405601000	Property Protection Warning Signs, Street Name Plates,road&traffic Signs	1.167	12.823	18.622	129.639
9405609090	Other Property Protection Warning Signs	70.120	146.993	187.661	554.300
9405911000	Parts Of Glass For Surgical Lamps	16	349	732	1.448
9405912000	Parts Of Glass For Spotlights	31	114	66	698
9405914000	Glass Globes And Chimneys For Other Lamps	8.648	14.164	12.365	24.684
9405919000	Parts Of Glass Of Other Lamps	91.214	382.205	395.581	2.294.590
9405921000	Parts Of Plastics For Surgical Lamps	7.887	18.697	34.567	77.700
9405922000	Parts Of Plastics For Spotlights	717	769	2.694	2.810
9405929000	Parts Of Plastics For Other Lamps	267.302	613.496	409.810	998.846
9405991000	Lampshades Of Textile Materials	426	4.309	4.390	9.290
9405999010	Frames For Miners/quarrymens Lamps	0	302	0	1.026
9405999090	Other, For The Miners Lamps, Surgical	203.759	808.582	473.640	1.914.460
9406001000	Greenhouses Fitted With Mechanical/ Thermal Equipment	0	6.868	0	20.017
9406009200	Other Prefabricated Buildings Of Wood	869	5.209	2.928	97.569
9406009400	Other Prefabricated Buildings Of Iron/steel	929.653	3.507.059	2.361.459	10.017.572
9406009900	Other Prefabricated Buildings Of Other Materials	858.017	2.201.108	4.202.000	13.069.762
9503001000	Tricycles, Scooters, Pedal Cars And Similar Wheeled Toys; Dolls Carriages	229.210	1.050.093	511.932	2.342.194
9503002100	Dolls, Whether/not Dressed	90.279	480.000	289.737	1.236.508
9503002200	Garments And Garments Accessories; Footwear And Headgear	113	12.156	10.720	223.363
9503002900	Other Garments And Garm. Accessories; Footwear And Headgear	34.735	128.100	865.057	2.060.543
9503003000	Electric Trains, Includ Tracks, Signals And Other Accessories Therefor	23.286	135.213	80.752	313.336
9503004100	Model Aircraft Assembly Kits	8.686	33.913	15.014	61.348
9503004900	Other Model Aircraft Assembly Kits	195.747	870.406	362.271	1.420.575

**I.3. IMPOR MENURUT KOMODITI / IMPORT BY HS COMMODITY**  
**\*\*\* MEI / MAY 2008 \*\*\***

H S	Uraian Komoditi Commodity description	Berat bersih / Net weight (Kg)		Nilai / Value C.I.F ( U S \$ )	
		Bulan ini	Kumulatif	Bulan ini	Kumulatif
		Current month	Cum. Jan. to date	Current month	Cum. Jan. to date
9503005000	Other Construction Sets&constructional Toys, Of Materials Other Than Plastics	50.507	112.603	240.263	798.598
9503006000	Stuffed Toys Representing Animals/ Non-human Creatures, Puzzles	131.802	291.163	467.175	799.157
9503007100	Toys Of Jigsaw/picture Puzzles	8.070	19.825	32.634	93.504
9503007900	Other Toys Of Jigsaw/picture Puzzles	120.681	581.129	515.534	1.387.604
9503009100	Numerical, Alphabetical/animal Block/cut-outs; Word Builder Sets;	7.626	35.607	28.431	97.337
9503009200	Skipping Ropes	2.132	12.730	1.895	13.491
9503009300	Marbles	68.913	724.788	22.325	138.236
9503009900	Other Of Goods Of Sub Heading 95.03.00.9	1.692.081	6.869.329	3.605.970	15.717.000
9504100000	Video Games Of A Kind Used With A Television Receiver	118.102	737.999	320.355	2.574.334
9504202000	Tables For Billiards Of All Kinds	0	74.828	0	147.330
9504209000	Other Articles And Accessories For Billiards	36.150	205.725	55.562	401.582
9504300000	Oth Games, Operated By Coins, Banknotes Bank Cards, Tokens/by Other Means	163.471	628.998	385.830	1.834.605
9504400000	Playing Cards	278.700	1.105.895	211.892	808.202
9504901000	Bowling Requisites Of All Kind	1.144	2.553	2.581	4.611
9504902000	Darts And Parts And Accesories Of Darts	17.983	130.435	1.833.202	14.474.676
9504903900	Other Tables Designed For Use With Casino Games	196	6.221	241	28.448
9504909100	Tables Designed For Games	57	57	223	223
9504909900	Other Tables Designed For Games	56.825	201.524	475.940	3.857.561
9505100000	Articles For Christmas Festivities	10.469	27.740	58.497	86.615
9505900000	Festive,carnival/oth Entertn.articles Incl Conjuring Tricks & Novelty Jokes	42.466	217.707	125.064	582.217
9506110000	Skis Of Snow-skis	127	8.617	10.429	34.287
9506120000	Ski-fastenings (ski-bindings)	119	119	706	706
9506190000	Other Snow-ski Equipment	27.098	43.660	53.964	401.886
9506210000	Sailboards	99	976	4.153	23.428
9506290000	Other Water-skis, Surf-boards, Sailboards& Oth Water-sport Equipment	4.275	37.203	13.431	189.859
9506310000	Clubs For Golf, Complete	4.030	80.700	8.386	133.602
9506320000	Balls For Golf	2.353	30.829	6.635	58.872
9506390000	Other Golf Equipment	9.777	23.799	29.247	83.473
9506401000	Tables Tennis	18.559	85.080	26.780	149.137
9506409000	Oth Articles & Equip For Table-tennis	12.766	80.311	25.840	175.048
9506510000	Art. & Equip. For Lawn Tennis Rackets Whether/not Strung	9.205	46.489	300.630	695.106
9506590000	Oth. Art.&equip. For Lawn Tennis Rackets	51.299	188.135	125.274	462.544
9506610000	Lawn-tennis Balls	2.878	9.100	7.155	25.927
9506620000	Inflatable Balls	25.958	128.126	126.641	455.341
9506690000	Other Balls, Other Than Golf Balls & Table-tennis Balls	690.305	1.346.062	133.575	487.614
9506700000	Ice Skates And Roller Skates, Incl. Skating Boots With Skates Attached	11.433	43.616	17.061	71.250
9506910000	Artic.&equip. For General Physics Exercise, Gymnastics/athletics	716.054	2.284.269	1.560.776	5.168.491
9506992000	Bows And Arrows For Archery; Crossbows	14	915	30	2.159
9506993000	Nets, Cricket Pads, Shinguards And Similar Articles	6.357	26.701	13.405	83.780
9506995010	Shuttlecocks	10.694	69.215	38.656	331.188
9506995090	Other Articles And Equipment For Sport But Badminton	352	51.422	6.361	109.417
9506999000	Oth Articles&equipment For Oth Sports; Swimming Pools&padding Pools	90.358	245.385	350.132	2.268.916
9507100000	Fishing Rods	40.999	187.645	142.392	768.479
9507200000	Fish-hooks, Whether/not Snelled	77.252	278.390	113.390	481.582
9507300000	Fishing Reels	51.842	249.480	96.479	507.105
9507900000	Other Fishing Rods, Hooks,/reels	13.619	173.230	327.683	1.364.468
9508100000	Travelling Circuses And Travelling Menageries	0	574	0	5.337
9508900000	Roundabouts,swings,shooting Galleries& Oth Fairgrnd Amus.; Trave. Theatres	60.589	528.780	299.801	1.534.302
9601100000	Worked Ivory And Articles Of Ivory	144	1.157	4.823	23.499
9601901000	Worked Mother-of Pearl/tortoise- Shell & Articles Of The Foregoing	3.836	5.658	23.444	85.399
9601909000	Other Worked Mother-of Pearl/tortoise- Shell & Articles Of The Foregoing	413	1.327	1.461	32.226
9602001000	Gelatin Capsules For Pharmaceutical Products	2.929	29.850	59.254	518.652
9602002000	Cigar/cigarette Cases, Tobacco Jars And Household Ornamental Articles	0	33.023	0	345.146
9602009000	Oth Worked Veget/minrl Carving MatrI& Artic.ofthese MatrI;ofwax,stearin,gum	543	130.530	11.310	1.617.338
9603101000	Brushes Consisting Of Twigs/others Vegetable Material Bound Together	30.304	177.470	53.333	519.736
9603102000	Brooms Consisting Of Twigs/others Vegetable Material Bound Together	61.400	278.702	79.745	357.642
9603210000	Tooth Brushes, Including Dental-plate Brushes	132.562	668.982	1.048.372	4.745.185
9603290000	Shaving Brushes, hair Brush, nail Brush, Eyelash O. Toilet Brush For Use On Men	106.489	445.370	162.877	736.287
9603300000	Artists' Brushes, writing Brush&similar Brushes For The Applic. of Cosmetics	25.022	91.382	137.507	543.612
9603400000	Paint,d Istemper, Varnish/similar Brushes ; Paint Pads And Rollers	328.640	1.427.423	379.146	1.794.938
9603500000	Other Brushes Constituting Parts Of Machines, Appliances/vehicles	39.039	194.686	181.753	823.205
9603901000	Prepared Knots And Tufts For Broom/brush Making	7.210	14.087	77.233	154.181
9603902000	Hand-operated Mechanical Floor Sweepers, Not Motorised	34.126	99.817	66.962	247.230
9603904000	Other Brushes	129.175	483.566	134.850	642.860
9603909200	Parts For Goods Of Subheading 9603.90.20	7.141	26.222	18.494	64.582
9603909900	Parts For Goods Of Oth Than Subheading 9603.90.10	141.647	532.959	299.200	1.224.320
9604001000	Hand Sieves And Hand Riddles Of Metal	2.579	13.622	3.296	169.917
9604009000	Hand Sieves And Hand Riddles Of Other Material	2.115	53.295	10.555	190.088
9605001000	Travel Sets For Personal Toilet	1.352	16.568	21.156	68.955
9605009000	Travel Sets For Sewing/shoe/ Clothes Cleaning	10.472	40.157	29.206	147.739
9606100000	Press-fasteners, Snap-fasteners And Press-studs And Parts Therefor	28.507	233.696	519.060	3.093.553
9606210000	Buttons Of Plastics, Not Covered With Textile	162.401	708.579	2.793.682	8.240.830
9606220000	Buttons Of Base Metal, Not Covered With Textil	95.000	345.313	1.260.048	6.555.688
9606290000	Buttons Of Other Material	178.052	1.078.352	1.082.644	4.883.855
9606300000	Button Moulds&other Parts Of Buttons; Button Blanks	23.787	49.102	157.786	544.156
9607110000	Slide Fasteners Fitted With Chain Scoops Of Base Metal	428.120	716.468	1.708.687	4.676.733
9607190000	Other Slide Fasteners	333.298	1.372.720	2.638.565	11.111.876
9607200000	Parts Of Slide Fasteners	301.673	1.348.302	1.816.505	5.601.098
9608101000	Ball Point Pens Of Plastics	119.735	440.188	182.970	865.304
9608109000	Oth. Ball Point Pens Of Plastics	80.464	498.016	217.574	1.187.016
9608200000	Felt Tipped & Other Porous-tipped Pens & Markers	71.342	224.168	209.343	690.844

**I.3. IMPOR MENURUT KOMODITI / IMPORT BY HS COMMODITY**  
**\*\*\* MEI / MAY 2008 \*\*\***

H S	Uraian Komoditi Commodity description	Berat bersih / Net weight (Kg)		Nilai / Value C.I.F ( U S \$ )	
		Bulan ini	Kumulatif	Bulan ini	Kumulatif
		Current month	Cum. Jan. to date	Current month	Cum. Jan. to date
9608310000	Indian Ink Drawing Pens	3.640	9.402	7.472	14.619
9608391000	Fountain Pens	10.919	50.226	21.298	145.354
9608399000	Oth. Indian Ink Drawing Pens	21.242	119.622	151.017	779.358
9608400000	Propelling/sliding Pencils	16.132	72.104	81.380	329.436
9608500000	Sets Of Articles From Two/more Of The Foregoing Subheadings	6.751	22.985	19.145	54.118
9608601000	Refills For Ball Point Pens Of Plastics Comprising The Ball Point&ink Reservoir	7.533	16.854	11.928	82.648
9608609000	Oth. Refills For Ball Point Pens Of Plst Comprising The Ball Point&ink Reservoir	37.227	84.900	156.391	731.561
9608919000	Pen Nibs And Nib Points Of Other Material	26.601	150.205	665.873	3.697.433
9608991000	Duplicating Stylos	2.523	8.507	6.870	39.853
9608999000	Penholders,pencil-holders&similar Holder Parts Of The Foregoing Articles	63.655	233.468	458.026	2.413.013
9609101000	Black Pencils	127.339	556.972	177.230	986.807
9609109000	Crayons & Other Pencils With Leads Encased In A Rigid Sheath	145.110	570.236	224.664	760.424
9609200000	Pencil Leads, Black/colored	62.449	408.525	295.470	1.777.037
9609901000	Slate Pencils For School Slates	863	1.181	2.787	12.485
9609903000	Pencils & Crayons Other Than Those Of Subheading 9609.10.00	66.808	168.468	128.360	293.610
9609909000	Pastels, Drawing Charcoals, Tailors' Chalks	145.190	341.841	326.385	701.611
9610001000	School Slates	0	141	0	934
9610009000	Oth Slates&boards,with Writing/drawing Surf'es,whethr/not Framed For O.school	21.158	66.677	33.625	244.444
9611000000	Date, Seal/numbering Stamps & The Like Hands Operate	15.532	51.168	52.904	206.497
9612101000	Ribbons Of Textile Fabric	10.477	57.162	31.376	162.686
9612109000	Ribbons Of Other Materials	101.115	410.201	641.350	3.262.928
9612200000	Ink-pads	9.294	37.866	26.918	100.120
9613101000	Pocket Lighters, Gas Fuelled, Non-refillable Of Plastics	263.242	1.304.355	328.877	1.303.035
9613109000	Oth. Pocket Lighters, Gas Fuelled, Non-refillable	247.983	1.131.921	194.270	921.396
9613201000	Pocket Lighters, Gas Fuelled, Refillable Of Plastics	88.580	390.616	66.820	469.709
9613209000	Oth. Pocket Lighters, Gas Fuelled, Refillable	295.922	483.599	252.345	560.061
9613801000	Piezo-elect Lighters For Stoves&ranges	209	42.840	323	159.436
9613803000	Cigarette Lighters/table Lighters, Oth Than Of Plastics	4.716	22.022	94.129	488.346
9613809000	Other Lighters	6.278	18.848	30.068	112.355
9613901000	Parts Of Refilled Cartridge/ Other Receptacles	0	31.989	0	100.126
9613909000	Other Parts Of Lighters Other Than Flints And Wicks	35.179	272.762	335.193	2.034.432
9614009000	Oth Smoking Pipes, Cigar.cigaetter Holders And Parts Thereof	1.081	4.986	10.035	37.125
9615111000	Hair Slides And The Like Of Hard Rubbers/plastics	36.480	141.698	78.036	340.889
9615119000	Combs Of Hard Rubbers/plastics	100.174	448.565	180.265	677.681
9615191000	Hair Slides And The Like Of Material Other Than Hard Rubbers/plastics	30.595	91.560	42.595	123.759
9615199000	Combs Of Material Other Than Hard Rubbers/plastics	198.901	1.116.321	235.240	1.388.735
9615901100	Decorative Hair Pins Of Aluminium	3	5.900	142	15.190
9615901200	Decorative Hair Pins Of Iron/steel	0	7.189	0	10.103
9615901900	Oth. Decorative Hair Pins	14.809	68.716	30.687	124.721
9615902000	Parts Of Decorative Hair Pins	0	10	0	22
9615909100	Parts Decorative Hair Pins Of Aluminium	0	5.151	0	6.182
9615909200	Parts Decorative Hair Pins Of Iron/steel	2.746	7.862	5.211	16.898
9615909900	Oth. Parts Of Decorative Hair Pins	75.692	121.404	119.581	193.887
9616101000	Sprays Of Scent And Similar Toilet Sprays	150.449	570.442	942.960	3.140.342
9616102000	Mounts And Heads Of The Sprays	83.466	301.842	278.607	1.279.906
9616200000	Powder-puffs&pads For The Application Of Cosmetics/toilet Preparations	10.636	73.364	177.870	771.695
9617001000	Vacuum Flasks And Other Vacuum Vessels	148.264	683.876	253.966	1.167.539
9617002000	Parts Of Vacuum Flasks & Oth Vacuum Vessels Other Than Glass Inners	2.161	68.389	14.887	35.695
9618000000	Tailor' Dummies & Oth Lay Figs:auto-& Oth Displ.used For Shop Window Dressing	18.881	149.731	92.556	569.283
9701100000	Paintings, Drawings And Pastels	7.479	42.042	75.472	251.266
9701901000	Colleges & Similar Decorative Plaques Of Cut Flower Bud,foli/oth Part Of Plant	6.804	13.129	6.546	48.070
9701909000	Colleges & Similar Decorative Plaques Other Than Of Natural Cork	23.194	75.213	52.554	167.386
9702000000	Original Engravings, Prints And Lithographs	2.012	37.757	1.684	21.251
9703000000	Original Sculptures And Statuary, In Any Material	17.208	107.703	13.293	112.070
9704001000	Postage/revenue Stamps	0	1	0	298
9704009000	Postal Stationary Other Than Postage Or Revenue Stamps	0	196	0	351
9706000000	Antiques Of An Age Exceeding One Hundred Years	0	2.523	0	38.018
9801101000	Sedan Of Head 8703 With Cylinder Cap < 1500 Cc, Incompletely Knocked Down	130.593	1.732.028	1.043.247	4.702.705
9801102000	Oth Vhcl Of Head 8703 With (4x2) System Incompletely Knocked Down, For Person	1.793.667	10.071.760	14.840.558	74.105.098
9801201000	Vhcls Of Head 8704 With Gross Weight <=5 Ton, Incompletely Knocked Down	0	328	0	2.688
9801202000	Vhcls Of Head 8704 With 5 Ton < Gross Weight <= 24 Ton, Incmptly Knocked Down	7.646.431	17.671.367	28.421.429	91.072.548
9801203000	Vhcls Of Head 8704 With Gross Weight >24 Ton,incmptly Knocked Down,for Good	28.943.908	44.922.510	14.883.479	68.255.969
9801302000	Vhcls Of Head 8702 With 5 Tons < Gros Weight <= 24 Ton, Incmptly Knocked Down	3.784.640	5.699.915	1.601.666	8.649.328
9801303000	Vhcls Of Head 8702 With Gross Weight > 24 Tons, Incompletely Knocked Down	0	16	0	855
9802100000	Rotary Internal/spark-ignition Combust Comprsn-ignition Pist Engine, Of Inckd	123.134	1.348.396	1.045.684	6.685.547
9802200000	Gear Boxes, Of Incomplete Knocked Down Vehicles	556.280	2.350.961	5.833.592	23.665.370
9802300000	Drive-axles, Of Incomplete Knocked Down Vehicles	659.346	3.281.166	2.618.227	11.996.408
<b>Total Import</b>		<b>8.763.040.882</b>	<b>43.826.739.188</b>	<b>11.664.174.699</b>	<b>53.038.453.883</b>

**I.4. IMPOR MENURUT NEGARA ASAL / IMPORT BY COUNTRY OF ORIGIN**  
**\*\*\* MEI / MAY 2008 \*\*\***

Country Code	Negara Asal Country of origin	Berat bersih / Net weight (Kg)		Nilai / Value C.I.F ( U S \$ )	
		Bulan ini Current month	Kumulatif Cum. Jan. to date	Bulan ini Current month	Kumulatif Cum. Jan. to date
111	JP Japan	351.688.960	1.573.718.268	1.069.986.132	5.848.035.118
112	HK Hong Kong	38.945.781	213.161.770	224.318.435	1.035.513.395
113	KP Korea, Democratic People's Republic	763	1.142.731	4.700	2.753.287
114	KR Korea, Republic Of	529.718.873	1.803.287.162	799.867.119	2.936.545.365
115	TW Taiwan	114.268.717	565.569.196	257.103.708	1.203.307.543
116	CN China	818.101.945	4.374.762.819	1.189.077.667	5.771.890.686
117	MN Mongolia	120.000	384.000	96.000	297.600
118	MO Macau	360.481	1.768.867	3.033.916	7.490.106
120	PG Papua New Guinea	1.030.660	11.086.041	2.958.785	7.882.632
121	TH Thailand	338.604.780	2.183.869.591	502.752.633	2.590.475.019
122	SG Singapore	1.444.707.605	6.889.325.210	2.136.098.186	9.302.703.795
123	PH Philippines	36.937.027	207.446.030	65.612.244	354.094.398
124	MY Malaysia	1.001.109.548	4.590.517.117	1.058.507.253	4.026.534.204
125	MM Myanmar (form. Burma)	6.510.170	39.448.616	3.218.648	15.029.340
126	KH Cambodia	1.850	74.714	69.051	581.007
127	BN Brunei Darussalam	235.459.846	1.226.538.661	232.903.833	1.003.302.143
128	LA Lao People's Democratic Republic	12	97.747	689	180.199
130	BT Bhutan	149	149	93.284	93.284
131	VN Viet Nam	111.373.767	349.602.849	111.863.681	283.978.660
132	MV Maldives	221	326	11.574	13.079
133	IN India	290.164.571	1.518.544.268	229.568.741	1.171.801.276
134	PK Pakistan	6.118.524	23.206.436	8.590.360	30.398.045
135	BD Bangladesh	2.387.435	9.288.220	2.726.214	11.456.037
136	LK Sri Lanka	6.616.169	32.585.783	4.531.786	20.884.873
137	AF Afghanistan	0	20.315	0	30.781
138	ID Indonesia	984.692	3.312.340	2.615.956	8.686.111
142	IR Iran (islamic Republic Of)	23.357.128	84.358.553	26.221.931	89.570.494
143	SA Saudi Arabia	313.746.997	2.465.658.687	306.987.848	2.083.727.949
144	IL Israel	177.911	415.573	1.176.323	6.893.369
145	KW Kuwait	175.942.835	906.987.001	182.865.735	862.935.746
146	JO Jordan	2.644.702	140.910.113	1.793.238	39.419.982
148	LB Lebanon	3.455.971	4.505.299	1.869.427	2.552.495
149	PN Palestina	0	27	0	2.335
151	YE Yemen	279.204	1.234.787	138.453	683.921
152	OM Oman	177.150	1.257.532	46.059	743.547
153	SY Syria Arab Republic	50.852	132.570	63.871	305.386
154	TR Turkey	166.860.669	430.273.798	160.424.003	372.824.248
155	AE United Arab Emirates	90.757.873	275.178.476	83.454.666	252.168.234
156	QA Qatar	6.098.273	135.708.657	6.120.217	104.486.685
157	BH Bahrain	84.689.753	180.777.845	78.178.577	120.428.364
158	CY Cyprus	5.369	6.721	9.935	13.011
159	OD Oth.west Asia	0	613.852	0	499.456
211	EG Egypt	52.839.502	272.558.600	9.265.079	44.697.540
212	LY Libyan Arab Jamahiriya	0	399.202.700	0	311.711.608
213	MA Morocco	9.226	81.586.540	499.675	11.662.002
214	TN Tunisia	705.665	26.211.831	412.119	4.385.133
215	DZ Algeria	24.000	125.879.027	24.120	109.115.533
216	SD Sudan	88.244.732	242.152.817	69.933.015	194.181.779
217	ER Eritrea	175	175	1.205	1.205
219	NA Namibia	2.291.639	5.121.231	2.474.692	7.892.482
221	ET Ethiopia	662.707	3.238.597	709.126	3.171.820
222	TZ Tanzania, United Republic Of	1.457.205	8.919.813	2.112.834	9.956.415
223	MG Madagascar	48.806	252.233	223.267	1.323.812
224	SO Somalia	8.473	8.485	80.914	81.258
225	KE Kenya	626.138	6.466.360	600.326	5.250.339
226	RE Reunion	410.680	2.095.502	102.933	495.006
227	MZ Mozambique	2.795.729	6.141.829	1.530.930	4.969.319
228	BW Botswana	0	438	0	3.328
230	TG Togo	1.850.923	4.858.987	1.601.662	3.416.590
231	GH Ghana	320.361	807.207	755.312	1.204.506
232	LR Liberia	0	93.191	0	21.110
233	GN Guinea	64.921	292.871	83.453	307.053
234	AO Angola	205	332.205	41.588	347.588
235	CG Congo	0	14.702	0	60.291
236	CM Cameroon	1.955.031	5.158.438	4.825.044	11.907.694
237	NG Nigeria	372.133	127.283.288	572.465	109.141.430
238	SL Sierra Leone	0	89.708	0	64.210
239	GA Gabon	24.566	85.012	86.010	230.833
240	CI Cote D'ivoire	2.138.156	12.889.433	3.895.365	24.634.434
241	SN Senegal	9.331	194.841	6.731	41.892
242	MR Mauritania	0	455.721	0	466.396
243	ML Mali	340.502	1.006.465	547.730	1.324.432
244	BJ Benin	3.574.225	9.908.754	4.350.157	12.046.670
245	BF Burkina Faso	217.044	2.316.549	316.104	3.610.258
247	GM Gambia	222.570	275.960	148.009	159.221
248	VI U.s. Virgin Islands	1.666	145.974	16.471	41.300
249	SC Seychelles	0	6.116	0	205.157



I.4. IMPOR MENURUT NEGARA ASAL / IMPORT BY COUNTRY OF ORIGIN  
 \*\*\* MEI / MAY 2008 \*\*\*

Country Code	Negara Asal Country of origin	Berat bersih / Net weight (Kg)		Nilai / Value C.I.F ( U S \$ )	
		Bulan ini Current month	Kumulatif Cum. Jan. to date	Bulan ini Current month	Kumulatif Cum. Jan. to date
251	UG Uganda	0	730.330	0	1.244.088
252	CF Central African Republic	1.004.508	4.703.855	1.700.184	5.034.568
253	NE Niger	0	33.922	0	32.133
254	TD Chad	39.850	595.640	65.231	823.965
256	SH Saint Helena	16.608	24.123	31.030	59.238
257	ST Sao Tome And Principe	0	174	0	11.121
260	SZ Swaziland	218.745	2.920.025	541.079	4.988.297
261	ZA South Africa	46.152.775	132.056.207	43.833.923	117.637.989
262	ZW Zimbabwe	582.181	3.650.396	1.826.591	5.183.501
263	ZM Zambia	257.400	1.207.503	731.582	4.644.916
264	MW Malawi	107.861	2.180.067	145.584	3.004.951
267	MU Mauritius	1.270.545	4.173.393	1.999.844	6.713.627
268	RW Rwanda	0	103.552	0	90.850
298	VG Virgin Islands (british)	952.547	2.985.049	3.983.191	6.225.331
311	AU Australia	680.157.384	2.567.678.657	408.565.043	1.640.604.102
312	NZ New Zealand	62.280.553	289.360.986	66.340.517	333.257.490
319	GU Guam	0	580	0	1.408
321	NR Nauru	0	8.051	0	465.842
322	NC New Caledonia	10.453	14.956	132.909	154.084
328	IO British Indian Ocean Territory	0	751	0	65.052
331	AS American Samoa	136.300	3.557.937	960.877	5.724.797
332	CK Cook Islands	0	16.000	0	5.600
333	FJ Fiji	1.765	25.364	9.638	32.451
334	KI Kiribati	0	7	0	414
335	MH Marshall Islands	33	33	211	211
336	WS Samoa	459	41.004	4.072	287.410
337	SB Solomon Islands	0	2.090.671	0	819.237
338	TO Tonga	0	3.100	0	17.423
339	TV Tuvalu	20.173	20.182	76.794	76.891
340	CX Christmas Islands	0	45	0	14.700
341	UM United States Minor Outlying Island	0	63	0	480
342	CC Cocos (keeling) Islands	0	3.000	0	5.000
343	TK Tokelau	24	119	432	2.951
391	TL East Timor	0	119.443	0	54.620
411	US United States	558.242.530	2.550.933.696	710.383.827	3.167.813.336
412	CA Canada	234.225.283	1.284.095.093	163.872.864	762.362.431
421	MX Mexico	3.225.883	14.647.179	15.720.058	56.721.004
422	GT Guatemala	20.881	945.236	28.835	422.145
423	HN Honduras	13.455	838.221	16.214	350.954
424	NI Nicaragua	90.052	116.550	84.782	174.369
425	PA Panama	849.250	924.242	423.137	673.057
426	CU Cuba	0	13	0	23.540
427	CB Curacao	0	79.075	0	72.413
428	SR Suriname	0	1	0	309
431	CL Chile	8.579.302	476.403.793	8.442.054	101.853.409
432	VE Venezuela	9.031.864	9.263.364	11.650.739	12.502.848
433	AR Argentina	62.880.197	374.046.668	32.684.442	179.113.477
434	BR Brazil	49.644.038	1.119.915.273	89.193.817	547.121.708
435	CO Colombia	248.797	955.192	477.624	1.925.532
436	BO Bolivia	137.430	465.533	111.420	339.787
437	UY Uruguay	1.338.649	3.010.436	924.556	3.078.532
438	PY Paraguay	653	366.375	9.232	729.790
441	EC Ecuador	761.175	3.121.930	431.989	2.474.058
442	PE Peru	3.954.983	12.721.892	3.937.451	13.311.033
443	GY Guyana	0	20.327	0	20.820
444	TT Trinidad And Tobago	98.950	28.163.595	21.769	11.163.204
445	BS Bahamas	607.268	1.095.168	276.307	454.674
446	JM Jamaica	96.895	209.846	44.087	98.452
447	PR Puerto Rico	278.933	737.431	981.884	5.678.074
448	BZ Belize	0	37.532	0	52.883
449	DO Dominican Republic	422	5.788.974	13.036	2.039.187
450	SV El Salvador	650	357.533	13.762	148.862
451	CR Costa Rica	141.668	739.560	944.380	3.765.557
452	HT Haiti	0	247.483	0	220.171
453	BB Barbados	196.662	240.807	86.057	101.808
454	AG Antigua And Barbuda	5	1.684	42	2.383
455	AI Anguilla	1	1	9	9
458	CV Cape Verde	0	62	0	4.685
460	DM Dominica	0	2.830	0	23.282
461	FK Falkland Islands (malvinas)	213	5.415	8.483	104.666
463	PF French Polynesia	0	30.409	0	15.570
465	GD Grenada	0	40.000	0	28.758
467	AN Netherlands Antilles	10.610	95.854	256.923	412.781
468	NF Norfolk Islands	6.275	128.572	20.204	70.957
469	LC Saint Lucia	203	203	6.958	6.958
511	GB United Kingdom	59.618.376	261.211.451	85.940.446	357.726.605
512	NL Netherlands	28.353.429	179.468.556	50.377.288	248.979.958

**I.4. IMPOR MENURUT NEGARA ASAL / IMPORT BY COUNTRY OF ORIGIN**  
**\*\*\* MEI / MAY 2008 \*\*\***

Country Code	Negara Asal Country of origin	Berat bersih / Net weight (Kg)		Nilai / Value C.I.F ( U S \$ )	
		Bulan ini Current month	Kumulatif Cum. Jan. to date	Bulan ini Current month	Kumulatif Cum. Jan. to date
513	FR France	18.721.162	101.890.955	62.713.039	503.950.109
514	DE Germany	63.818.265	332.893.424	263.379.212	1.283.229.337
515	AT Austria	3.018.329	25.212.852	35.446.861	161.678.149
516	BE Belgium	25.301.957	142.358.664	54.322.633	221.554.838
517	CH Switzerland	7.459.292	37.235.707	56.518.343	233.424.485
518	LU Luxembourg	456.768	1.140.264	1.904.628	3.639.608
520	MC Monaco	1.798	6.259	77.560	338.031
521	DK Denmark	1.358.145	5.114.192	9.998.167	40.611.082
522	NO Norway	10.999.824	64.514.381	12.599.954	79.855.402
523	SE Sweden	14.962.426	83.157.754	102.640.696	438.087.933
524	FI Finland	6.942.060	26.169.893	50.912.039	143.662.285
525	IE Ireland	3.825.241	13.190.527	11.729.925	43.062.838
526	IT Italy	22.161.874	95.357.685	119.113.265	428.262.025
527	ES Spain	12.121.930	38.105.814	31.124.938	110.892.924
528	PT Portugal	278.434	1.119.854	592.308	4.099.214
529	IS Iceland	2.247	8.572.614	52.980	902.944
530	MS Montserrat	0	4	0	180
531	GR Greece	2.383.420	6.582.531	3.365.670	11.950.571
532	VA Vatican City State (holy See)	0	5.449	0	58.540
533	AD Andorra	0	790	0	4.551
534	LI Liechtenstein	198.805	198.901	513.777	517.425
540	CD Democratic Republic Of The Congo	44.313	170.813	34.466	281.091
542	HU Hungary	267.648	1.137.145	1.620.400	13.875.457
543	PL Poland	3.251.804	46.132.634	5.768.920	42.797.471
544	RO Romania	40.954	841.994	450.662	3.830.236
545	BG Bulgaria	380.303	3.002.473	441.679	3.696.495
547	YU Serbia	0	1.285	0	10.095
548	AL Albania	0	200.320	0	509.124
550	AZ Azerbaijan	0	133.000.100	0	99.980.619
551	BY Belarus	36.452.251	119.071.346	23.736.349	68.649.077
552	KZ Kazakhstan	5.499.366	7.913.703	4.941.321	11.382.895
553	KG Kyrgyzstan	120.597	183.432	133.210	222.704
554	MD Moldova, Republic Of	77.659	98.505	641.659	1.085.087
555	TJ Tajikistan	103.761	104.291	189.405	192.605
556	TM Turkmenistan	0	5	0	8
557	UA Ukraine	129.386.558	620.062.704	106.600.603	423.503.508
558	UZ Uzbekistan	1.393.813	3.025.814	2.512.344	5.116.508
559	LT Lithuania	4.501	100.896	32.591	233.199
560	LV Latvia	461	419.895	41.164	514.986
561	EE Estonia	6.093	1.008.973	62.576	1.392.133
562	GE Georgia	133	31.181	19.280	230.818
563	HR Croatia	67.460	842.046	304.234	1.386.086
564	BA Bosnia And Herzegovina	5	393	991	6.021
565	MT Malta	34	9.122	318	110.827
566	SK Slovakia	603.736	1.599.963	2.131.817	5.638.376
567	SI Slovenia	217.188	1.463.238	675.363	4.759.994
568	CZ Czech Republic	2.203.060	6.666.469	5.675.568	23.537.656
569	GS South Georgia And The South Sa	16	4.480	151	6.196
570	MK Rep. Of Macedonia	7	476	369	16.311
572	RU Russia Federation	208.368.494	954.208.421	122.642.642	546.894.206
<b>TOTAL IMPORT</b>		<b>8.763.040.882</b>	<b>43.826.739.188</b>	<b>11.664.174.699</b>	<b>53.038.453.883</b>

I.5. IMPOR MENURUT PROPINSI DAN PELABUHAN BONGKAR  
IMPORT BY PROVINCE AND PORT OF IMPORTATION  
\*\*\* MEI / MAY 2008 \*\*\*

Kode	Pelabuhan Bongkar Port of Importation	Berat bersih / Net weight (Kg)		Nilai / Value C.I.F ( U S \$ )	
		Bulan ini Current month	Kumulatif Cum. Jan. to date	Bulan ini Current month	Kumulatif Cum. Jan. to date
	NANGROE ACEH DARUSSALAM	951.000	191.527.758	263.812	16.317.548
102	IDOLO Ulee Lheue	0	63.140.000	0	2.578.198
104	IDLSW Lhok Seumawe	951.000	106.782.000	263.812	8.770.974
106	IDLAS Langsa, Sumatra	0	50.000	0	15.578
110	IDSIN Sinabang	0	129	0	3.751
111	IDTPK Tapaktuan	0	140	0	3.409
112	IDBAO Bakongan	0	14.172	0	14.671
116	IDAUN Blang Lancang (arun)	0	683.631	0	3.100.526
117	IDKRU Krueng R. Malahayati	0	1.520	0	4.571
118	IDKLS Kuala Langsa	0	734.166	0	1.008.918
119	IDLHK Lhok Nga	0	20.122.000	0	816.952
	SUMATERA UTARA	594.076.959	2.629.478.540	430.427.609	1.590.456.272
141	IDPSU Pangkalan Susu	191.884	191.884	107.209	107.209
142	IDPKR Pangkalan Brandan	0	2.302.200	0	414.396
143	IDTPR Tanjung Pura	0	76.895	0	73.268
144	IDBLW Belawan	540.737.090	2.327.622.933	401.700.683	1.367.304.612
145	IDTJB Tanjung Balai Asahan	3.801.354	18.166.502	2.506.892	13.531.906
159	IDSLG Sibolga	0	25.222.370	0	89.247.475
166	IDMES Medan / Polonia (u)	45.869	137.668	1.448.163	5.626.095
170	IDKTJ Kuala Tanjung	49.300.762	255.758.088	24.664.662	114.151.311
	SUMATERA BARAT	38.047.089	337.607.722	33.582.809	148.586.408
191	IDTBY Padang/tl.bayur	38.047.080	337.607.623	33.580.385	148.520.985
192	IDPDG Padang / Tabin (u)	9	99	2.424	65.423
	RIAU	80.420.848	751.814.841	105.902.427	799.270.129
221	IDBAG Bagan Siapi-api	0	50.420.000	0	437.966
223	IDPAI Panipahan	0	1.280	0	810
224	IDSNB Sinaboi	0	1.920.000	0	34.024
225	IDDUM Dumai	30.254.771	378.928.740	29.506.595	235.049.176
227	IDSEQ Sungai Pakning	0	19.461	0	260.511
228	IDBLS Bengkalis	210.596	1.095.800	102.245	519.315
229	IDTGK Tanjung Kedabu	0	111	0	2.972
230	IDSPA Selat Panjang	53.748	334.620	32.246	116.546
233	IDPEK Pekanbaru (rumbai)	1.877.564	8.822.682	1.134.357	5.941.526
235	IDSUQ Sungai Guntung	1.232.691	2.366.012	1.676.778	4.863.751
242	IDTEM Tembilahan	12.096	195.493	79.062	289.791
243	IDKEN Kuala Enok	0	150.862	0	566.697
244	IDRGA Rengat	0	770.612	0	422.483
261	IDPKU Simpang Tiga (u)	2.983	20.323	306.564	874.495
273	IDPAK Pekan Baru	1.673.448	12.039.230	2.856.291	18.385.430
277	IDBUN Buatan	16.832.398	132.594.650	40.876.563	242.111.928
278	IDPWG Perawang, Sumatra	28.270.553	162.134.965	29.331.726	289.392.708
	JAMBI	5.500.669	54.638.434	12.379.402	62.162.660
291	IDKTK Kuala Tungkal	1.275.335	35.741.797	10.088.761	40.350.166
292	IDMSA Muara Sabak	0	748.917	0	660.702
293	IDDJM Jambi	4.225.334	18.147.720	2.290.641	21.151.792
	SUMATERA SELATAN	35.797.329	136.839.033	22.827.976	72.675.353
326	IDPLA Palembang - Plaju	171	1.422.005	5.318	2.292.713
332	IDSUN Sungsang	0	25.501	0	112.802
334	IDPLM Sm.badaruddin (u)	21.804	98.744	468.413	2.714.457
340	IDMRI Musi River/boom Baru	35.775.354	135.292.783	22.354.245	67.555.381
	BENGGULU	0	3.242.000	0	1.237.194
361	IDBKU Bengkulu	0	3.242.000	0	1.237.194
	LAMPUNG	179.308.240	508.133.418	147.590.065	389.003.602
395	IDPJG Panjang	179.308.240	508.133.418	147.590.065	389.003.602
	BANGKA BELITUNG	1.247.808	39.766.081	1.162.154	17.362.155
321	IDMUO Muntok	58.000	4.960.500	93.635	681.935
322	IDBLI Blinju, Banka	0	171.000	0	187.465
323	IDPGX Pangkal Balam	1.189.808	33.343.548	1.068.519	13.209.714
328	IDTPD Tanjung Pandan	0	960.810	0	2.802.318
330	IDSLI Sungai Liat	0	287.000	0	196.339
333	IDTSE Tanjung Selu	0	12.501	0	9.000
337	IDLUB Lubuk Besar Bangka	0	30.722	0	275.384
	KEPULAUAN RIAU	413.750.494	2.562.120.209	1.013.908.526	5.130.385.247
248	IDTBK Tg Balai Karimun	510.365	3.493.446	1.407.935	7.512.264
249	IDPSS Pulau Sambu	85.482.808	960.904.452	73.074.171	798.605.846
250	IDTAN Tanjung Uban	85.215.110	437.784.842	94.577.308	440.724.096
251	IDTPN Tanjung Pinang	10.682.088	16.546.956	12.514.412	18.137.971

**I.5. IMPOR MENURUT PROPINSI DAN PELABUHAN BONGKAR**  
**IMPORT BY PROVINCE AND PORT OF IMPORTATION**  
**\*\*\* MEI / MAY 2008 \*\*\***

Kode	Pelabuhan Bongkar Port of Importation	Berat bersih / Net weight (Kg)		Nilai / Value C.I.F ( U S \$ )	
		Bulan ini Current month	Kumulatif Cum. Jan. to date	Bulan ini Current month	Kumulatif Cum. Jan. to date
252	IDTER Terempa	0	50.269	0	86.749
254	IDTBT Tanjung Batu, Riau	0	57.810	0	171.417
258	IDBTU Batu Ampar	138.415.886	727.671.573	470.421.150	2.222.063.235
259	IDPBL Pulau Buluh	0	425.000	0	358.047
260	IDDAS Singkep - Dabo	0	65.470	0	75.217
262	IDTNJ Kijang (u)	14.000	52.858	743.410	930.636
263	IDPAS Pasir Panjang	4.636.215	9.498.518	15.812.836	42.704.966
265	IDSKP Sekupang	48.088.225	209.614.688	209.626.089	939.352.121
266	IDNON Nongsa	0	18.968.310	0	1.236.233
267	IDKAB Kabil/panau	40.617.695	176.301.200	104.172.590	476.027.466
268	IDRAN Ranai	0	114	0	4.890
269	IDUNA Udang Natuna	0	158.327	0	8.063.917
271	IDBTH Hang Nadim (u)	88.102	526.376	31.558.625	174.330.176
DKI JAKARTA		2.568.423.370	12.769.597.538	5.218.331.457	25.407.479.891
431	IDTPP Tanjung Priok	2.553.720.585	12.691.602.228	4.529.504.626	21.836.628.794
432	IDKLB Kalibaru	6.161.317	34.364.233	8.061.459	41.507.329
433	IDJKT Jakarta / Pasar Ikan	16.322	56.209	80.545	727.697
434	IDCGK Sukarno Hatta (u)	8.413.615	42.906.954	669.942.321	3.432.572.234
436	IDHLP Hlm. Perdana Kusuma	111.531	667.914	10.742.506	96.043.837
JAWA BARAT		340.133.306	1.406.114.907	343.170.206	1.318.467.006
463	IDCBN Cirebon/pengung	1.030.001	17.884.044	1.095.951	2.280.918
466	IDBDO Husein Sastranegara	877	1.369	1.918.292	1.926.194
467	IDBLG Balongan	330.542.701	1.360.370.428	328.330.837	1.262.158.981
468	IDBND Bandung(ptt/gd Bage)	669.775	2.036.294	585.464	15.328.541
470	IDCRB Cirebon (ptt)	0	1	0	570
471	IDTLN Tanjung Leneng	7.889.952	22.321.772	11.239.662	35.390.789
472	IDTSO Tanjung Sekong	0	3.500.999	0	1.381.013
JAWA TENGAH		746.644.431	4.854.801.590	804.738.195	4.208.704.744
494	IDTES Tanjung Emas	223.108.760	1.065.331.141	245.513.512	1.105.688.584
495	IDCXP Cilacap	523.529.297	3.789.451.321	558.951.576	3.102.301.990
496	IDSRG Achmad Yani (u)	3.573	9.318	181.147	361.479
497	IDSMR Semarang (ptt)	145	541	1.361	1.652
498	IDSOC Jebres/adi Sumarmo	2.656	9.189	90.599	349.617
499	IDSMM Adi Sumarmo (u)	0	80	0	1.422
D I YOGYAKARTA		301	8.729	10.693	277.240
531	IDJOG Adi Sucipto (u)	301	8.725	10.693	277.063
532	IDJOK Yogyakarta (ptt)	0	4	0	177
JAWA TIMUR		2.111.530.130	9.228.043.166	1.983.568.841	7.480.553.442
561	IDTUB Tuban	0	244.011	0	283.800
562	IDGRE Gresik	91.258.422	710.709.355	60.726.182	256.209.356
563	IDTPE Tanjung Perak	1.436.536.943	6.659.575.702	1.239.601.051	5.339.259.374
564	IDPAZ Pasuruan	3.034.068	10.783.314	5.500.710	19.642.973
565	IDPRO Probolinggo	341.321	6.677.210	1.384.522	5.843.876
566	IDPRN Panarukan	579.576.643	1.836.411.158	648.082.648	1.749.775.888
573	IDPAC Pacitan	0	329.069	0	432.290
587	IDSUB Surabaya /juanda (u)	771.884	3.127.724	28.247.173	108.679.913
588	IDSUR Surabaya (ptt)	10.849	185.623	26.555	425.972
BANTEN		847.458.283	4.873.666.049	611.026.159	2.886.748.845
461	IDMRK Merak	585.903.065	2.316.228.258	504.371.246	2.010.982.338
473	IDCGD Cigading	261.555.218	2.557.437.791	106.654.913	875.766.507
B A L I		50.349.417	271.015.589	68.067.448	314.899.364
613	IDBOA Benaololoan	50.118.948	269.920.391	61.035.288	279.563.902
620	IDDPS Ngurah Rai (u)	230.469	1.095.198	7.032.160	35.335.462
NUSA TENGGARA BARAT		5.366.857	39.740.703	14.062.516	100.693.294
655	IDBMU Bima	5.366.857	34.837.523	14.062.516	99.885.874
661	IDAMI Mataram / Selaparang	0	1.600	0	31.657
663	IDBDS Badas Sumbawa	0	4.901.580	0	775.763
NUSA TENGGARA TIMUR		0	1.123.684	0	936.943
681	IDKOE Kupang / El-tari (u)	0	89	0	5.647
693	IDTEN Tenau	0	1.123.595	0	931.296
KALIMATAN BARAT		8.009.671	43.499.831	5.316.419	42.825.539
714	IDPON Pontianak	8.009.671	43.215.210	5.316.419	36.564.115
715	IDKTG Ketapang K. Barat	0	275.000	0	119.625
722	IDPNK Supadio (u)	0	9.621	0	6.141.799

**I.5. IMPOR MENURUT PROPINSI DAN PELABUHAN BONGKAR**  
**IMPORT BY PROVINCE AND PORT OF IMPORTATION**  
**\*\*\* MEI / MAY 2008 \*\*\***

Kode	Pelabuhan Bongkar Port of Importation	Berat bersih / Net weight (Kg)		Nilai / Value C.I.F ( U S \$ )	
		Bulan ini	Kumulatif	Bulan ini	Kumulatif
		Current month	Cum. Jan. to date	Current month	Cum. Jan. to date
	<b>KALIMANTAN TENGAH</b>				
744	IDKUM Kumai	4.882.721	28.610.125	2.394.332	11.712.276
746	IDSMQ Sampit	2.650.000	7.707.400	917.650	2.941.270
		2.232.721	20.902.725	1.476.682	8.771.006
	<b>KALIMANTAN SELATAN</b>				
771	IDBAN Banjarmasin	8.934.300	61.327.474	13.456.147	73.516.213
773	IDKTB Kotabaru	8.934.300	39.168.928	13.456.147	53.078.242
		0	22.158.546	0	20.437.971
	<b>KALIMANTAN TIMUR</b>				
803	IDBPP Balikpapan	514.754.075	2.167.575.923	526.299.616	2.045.272.640
805	IDSRD Samarinda	470.463.606	1.921.110.104	463.408.059	1.710.485.521
806	IDTRD Tanjung Redep	21.339.104	127.812.611	12.361.694	122.844.544
808	IDLIN Lingkas Tarakan	0	10.199.320	0	46.129
809	IDNXX Nunukan	0	6.398.000	0	30.363
810	IDTGR Pasir/tanah Grogot	3.500	38.922.248	14.599	820.706
813	IDTSG Tanjung Sangata	0	229.602	0	1.055.981
814	IDBPN Sepinggian (u)	17.190.446	49.153.165	31.171.395	141.232.316
817	IDBTG Bontang	189.980	906.782	10.711.459	48.448.555
		5.567.439	12.844.091	8.632.410	20.308.525
	<b>SULAWESI UTARA</b>				
834	IDMND Manado	28.335	3.773.060	50.425	2.647.512
835	IDBIT Bitung	607	26.832	19.654	37.331
843	IDMDC Sam Ratulangi (u)	27.540	3.740.460	25.340	2.328.192
844	IDMNA Melangguane (u)	0	5.580	0	276.558
		188	188	5.431	5.431
	<b>SULAWESI TENGAH</b>				
877	IDPAT Pantoloan	0	23.410.094	0	1.017.336
		0	23.410.094	0	1.017.336
	<b>SULAWESI SELATAN</b>				
893	IDUJU Ujungpandang	88.202.759	554.816.341	59.665.762	301.292.863
897	IDMLI Malili, Sulawesi	68.108.125	404.492.706	43.912.126	208.407.964
904	IDUPG Hasanuddin (u)	20.085.924	150.302.027	14.993.307	90.981.190
907	IDSQR Soroako	78	868	1.710	21.100
		8.632	20.740	758.619	1.882.609
	<b>MALUKU</b>				
946	IDAMB Ambon	28.656.109	30.937.602	28.330.917	32.807.598
960	IDBAK Batu Kilat	28.656.109	30.936.142	28.330.917	32.758.802
		0	1.460	0	48.796
	<b>PAPUA</b>				
980	IDTIM Amamapare	90.229.075	252.769.985	217.357.242	580.696.852
		90.229.075	252.769.985	217.357.242	580.696.852
	<b>PAPUA BARAT</b>				
971	IDSOR Sorong	337.306	738.762	283.544	447.717
982	IDSQJ Sorong / Jefman (u)	8.306	8.756	96.779	147.449
997	IDMUB Muara Berau	0	6	0	495
		329.000	730.000	186.765	299.773
	<b>TOTAL IMPORT</b>	<b>8.763.040.882</b>	<b>43.826.739.188</b>	<b>11.664.174.699</b>	<b>53.038.453.883</b>

**K1. IMPOR KAWASAN BERIKAT / BOUNDED ONE IMPORT**  
**MENURUT GOLONGAN BARANG 2 DIJIT HS / BY COMMODITY 2 DIGITS HS**  
**\*\* MEI / MAY 2008 \*\***

HS	Uraian Golongan Barang Group description	Berat Bersih / Net weight (Kg)		Nilai CIF / CIF Value (US\$)	
		Bulan ini Current month	Kumulatif Cum. Jan. to date	Bulan ini Current month	Kumulatif Cum. Jan. to date
03	Fish And Crustaceans	2 918 301	9 466 511	5 295 705	16 649 962
04	Dairy Products, Bird'S Eggs, Natural Honey	0	3 987 490	0	18 389 245
05	Products Of Animal Origin	61 973	153 150	1 086 547	2 040 660
06	Live Trees And Other Plants	0	159	0	572
07	Edible Vegetables And Certain Roots And Tubers	21 246	84 926	13 518	49 712
08	Edible Fruits And Nuts	14 525	35 103	28 851	57 340
09	Coffee, Tea, Mate, And Spices	123 103	385 258	340 265	689 581
10	Cereals	40	48 010	653	58 925
11	Products Of The Milling Industry; Malt, Starches	25	7 127 346	261	2 509 961
12	Oil Seeds, Oleaginous Fruits; Grains,Seed, Fruits	83	1 618 758	404	3 232 332
13	Lac; Gums; Resins, Other Vegetable Saps, Extracts	66 732	320 132	148 696	790 133
14	Vegetable Plaiting Materials; Vegetable Products	3 283	30 503	15 429	40 703
15	Animal-Vegetable Oils/Fats, Their Cleavage Prod.	798 815	10 295 031	1 589 912	10 988 643
16	Preparations Of Meat/Fish/Crustaceans/Molluscs	6 282	61 986	67 091	474 969
17	Sugar And Sugar Confectionery	565 895	3 484 120	528 438	1 732 649
18	Cocoa And Cocoa Preparations	0	24 747	0	420 477
19	Prep.Of Cereals, Flour, Starch, Milk, Cooks' Prod.	166 058	936 238	364 519	1 416 107
20	Prep. Of Vegetables, Fruits, Nuts, Part Of Plants	3 773	1 537 262	15 938	1 776 717
21	Miscellaneous Edible Preparations	10 465	34 846	23 441	281 593
22	Beverages, Spirit, And Vinegar	31 798	540 201	270 548	1 445 660
23	Residues And Waste From The Food Industries	4 878	41 143	9 399	52 291
24	Tobacco And Manufactured Tobacco Substitutes	9 516 218	10 674 428	29 185 668	40 140 376
25	Salts; Sulphur; Earths, Stone; Lime, Cemen	18 349 786	137 126 971	9 593 949	34 928 619
26	Ores, Slag, And Ash	20 669	934 174	85 436	861 217
27	Mineral Fuels/Oils, Prod. Of Their Distillation	14 983 737	71 330 738	18 428 994	70 915 559
28	Inorganic Chemicals	25 660 651	83 042 238	11 299 162	51 484 059
29	Organic Chemicals	10 913 626	63 784 561	18 482 475	106 655 781
30	Pharmaceutical Products	22 166	418 428	64 950	1 115 429
31	Fertilizers	60 378	209 500	114 236	214 259
32	Tanning Or Dyeing Extracts	2 253 050	11 336 843	9 641 814	46 551 531
33	Essential Oils & Resinoids; Perfumery, Cosmetic	44 150	175 792	581 363	7 770 981
34	Soap, Organic Surface-Active Agent, Lubric. Prep.	785 384	5 364 603	2 694 873	18 233 386
35	Albuminoidal Substances; Glues; Enzymes	4 551 964	22 093 297	6 131 768	31 208 101
36	Explosives; Pyrotechnic Prod.; Matches;	60 666	248 798	836 800	3 279 211
37	Photographic And Cinematographic Goods	157 080	1 186 030	3 239 444	10 579 593
38	Miscellaneous Chemical Products	3 916 979	14 854 613	13 153 358	55 611 623
39	Plastics And Articles Thereof	34 703 323	202 737 463	90 171 965	488 261 579
40	Rubber And Articles Thereof	6 245 180	30 656 204	16 948 488	87 569 640
41	Raw Hides, Skins, And Leather	2 023 670	13 046 544	25 060 377	95 892 560
42	Articles Of Leather; Saddlery, Travel Goods	37 684	257 455	516 660	3 202 426
43	Furskins And Artificial Fur; Manufact. Thereof	7 409	20 435	178 019	428 234
44	Wood And Articles Of Wood; Wood Charcoal	8 519 294	39 559 923	5 391 851	22 400 615
45	Cork And Articles Of Cork	894	44 965	45 749	220 573
46	Manufact. Of Straw, Plaiting Materials	41	59 133	2 700	150 997
47	Pulp Of Wood Or Of Fibrous Cellulosic Material	8 369 927	132 805 114	8 668 786	119 490 968
48	Paper & Paperboard; Articles Of Paper Pulp	10 334 715	47 776 380	23 923 631	108 802 585
49	Printed Books, Newspapers, Pictures	83 785	488 071	763 136	6 684 168
50	Silk	139 699	695 352	1 340 989	5 571 053
51	Wool, Fine Or Coarse Animal Hair; Woven Fabrics	440 819	1 478 496	7 185 910	20 981 914
52	Cotton	23 767 610	96 074 840	99 423 390	374 150 931
53	Other Vegetable Textile Fibres; Paper Yarns	569 497	2 474 149	1 651 413	12 172 444
54	Man-Made Filaments	8 071 523	26 958 206	60 913 889	203 664 834
55	Man-Made Staple Fibres	6 718 002	29 863 935	28 870 829	110 469 840
56	Wadding, Felt, And Non-Wovens	2 668 880	6 570 260	7 795 708	30 941 803
57	Carpets And Other Textile Floor Coverings	31 612	1 250 921	190 701	2 000 585
58	Special Woven Fabrics; Tufted Textile Fabrics	1 799 310	7 860 174	21 953 409	79 531 777
59	Impregnated, Coated, Covered Textile Fabrics	1 509 878	5 622 916	16 874 580	50 753 607
60	Knitted Or Crocheted Fabrics	9 350 311	36 330 171	70 827 036	277 523 249
61	Articles Of Apparel, Knitted Or Crocheted	287 553	3 103 238	2 029 611	19 654 637
62	Articles Of Apparel, Not Knitted Or Crocheted	369 906	2 150 622	4 675 290	17 987 255
63	Other Made Up Textile Articles; Worn Clothing	450 100	1 102 444	1 633 078	5 179 105
64	Footwear, Gaiters; Parts Of Such Articles	329 962	1 919 334	3 265 987	17 847 004
65	Headgear And Parts Thereof	39 283	179 366	504 350	1 876 313
66	Umbrellas, Seat-Sticks, Whips, Riding Crops	955	20 404	2 266	191 512
67	Prepared Feathers, Artificial Flowers	26 312	70 229	297 562	660 616
68	Articles Of Stone, Cement, Asbestos, Mica	693 386	5 240 382	1 839 977	11 983 289
69	Ceramic Products	207 963	18 556 178	1 509 123	24 414 848
70	Glass And Glassware	10 324 973	43 193 459	11 417 081	58 362 027
71	Natural And Cultured Pearls, Precious Stones	33 554	133 405	6 504 747	24 728 697
72	Iron And Steel	74 203 487	370 839 201	93 925 792	412 807 514
73	Articles Of Iro And Steel	31 011 054	208 768 444	74 175 350	463 640 523
74	Cooper And Articles Thereof	4 013 715	41 115 332	27 934 529	291 465 508
75	Nickel And Articles Thereof	52 698	445 940	1 136 278	4 596 187
76	Aluminium And Articles Thereof	4 394 707	19 569 529	15 719 485	68 393 202
78	Lead And Articles Thereof	12 162	67 946	268 893	1 052 005
79	Zinc And Articles Thereof	576 539	3 057 035	1 761 557	9 897 085
80	Tin And Articles Thereof	1 183 716	2 053 215	3 583 510	9 921 988
81	Other Base Metal; Cermets; And Articles Thereof	35 898	138 857	602 405	2 714 692
82	Tools, Implements, Cutlery, Spoon & Forks	157 268	2 635 752	2 144 268	20 375 949
83	Miscellaneous Articles Of Base Metal	1 828 064	8 711 297	8 485 788	42 034 922
84	Nuclear Reactors, Boilers, Machinery, Parts	26 507 374	145 533 408	374 397 318	1 989 881 205
85	Electrical Machinery & Equipments	25 707 099	154 737 930	581 644 324	3 076 086 785
86	Railway/Tramway Locomotive, Mechanical Traffic	82 505	714 995	751 236	4 864 488
87	Vehicles Other Than Railway/Tramway, Parts	10 460 290	124 982 744	73 557 606	1 045 123 381
88	Aircraft And Its Components	6 806	52 526	1 677 178	21 084 713
89	Ships, Boat, And Floating Structures	327 113	3 108 832	3 022 769	9 376 967

90	Optical, Photographic, Cinematographic	1 466 341	6 035 999	41 850 125	200 933 053
91	Clocks And Watches And Parts Thereof	8 405	37 985	140 258	705 846
92	Musical Instruments; Parts And Accessories	1 265 649	4 844 200	11 077 623	38 694 170
93	Arms And Ammunition; Parts And Accessories	201	1 200	3 205	16 719
94	Furniture, Bedding, Mattress Support, Cushion	1 401 078	4 805 825	7 790 689	30 057 295
95	Toys, Games And Sports Requisites; Parts	90 909	440 225	3 910 153	24 476 944
96	Miscellaneous Manufactured Articles	860 351	2 940 165	9 985 722	39 453 095
97	Works Of Arts, Collectors' Piece And Antiques	250	11 015	586	110 200
98	Vehicles In-Ckd And Their Components	40 205	7 051 894	189 778	41 661 937
<b>Total Import</b>		<b>419 944 673</b>	<b>2 333 995 593</b>	<b>1 995 448 618</b>	<b>10 675 826 015</b>

<https://www.bps.go.id>

**K.2 IMPOR KAWASAN BERIKAT / BOUNDED ONE IMPORT**  
**MENURUT GOLONGAN BARANG (SITC) / BY SITC COMMODITY GROUP**  
**\*\* MEI / MAY 2008 \*\***

SITC	Uraian Golongan Barang Group description	Berat Bersih / Net weight (Kg)		Nilai CIF / CIF Value (US\$)	
		Bulan ini Current month	Kumulatif Cum. Jan. to date	Bulan ini Current month	Kumulatif Cum. Jan. to date
<b>A. By ommodity 1 digit SITC</b>					
0	Food And Live Animals	3 834 802	20 715 872	6 691 818	43 554 044
1	Beverages And Tobacco	9 547 771	10 891 009	29 454 942	41 119 331
2	Crude Materials, Inedible	58 016 146	379 105 620	75 765 886	393 043 720
3	Mineral Fuels, Lubricants, Etc	14 752 141	70 691 394	18 293 044	70 081 948
4	Animal & Vegetable Oils/Fats	763 089	10 298 162	1 751 420	11 061 895
5	Chemicals	77 793 363	392 789 895	128 696 954	712 718 092
6	Manufactured Goods	179 660 010	961 911 904	570 964 523	2 638 211 996
7	Machinery & Transportation Equipments	62 955 862	436 199 387	1 033 672 898	6 181 910 151
8	Miscellaneous Manufactured Articles	12 620 265	51 362 281	126 942 612	569 289 566
9	Special Commodities & Transaction	1 224	30 069	3 214 521	14 835 272
<b>B. By ommodity 2 digit SITC</b>					
01	Meat And Meat Preparations	3 032	3 239	15 757	18 057
02	Dairy Product And Eggs	213	3 988 137	3 735	18 398 385
03	Fish, Crustaceans, Molluscs And Their Preparations	2 921 551	9 525 258	5 347 039	17 106 874
04	Cereals And Cereal Preparations	103 600	806 305	254 353	1 250 257
05	Fruits And Vegetables	44 070	1 761 749	64 547	1 939 695
06	Sugar, Sugar Preparations, And Honey	565 895	3 485 588	528 438	1 748 869
07	Coffee, Tea, Cocoa, And Spices	123 103	411 132	340 265	1 202 506
08	Feeding Stuff For Animals	4 878	41 143	9 399	52 291
09	Miscellaneous Food Preparations	68 460	693 321	128 285	1 837 110
11	Beverages	31 553	216 581	269 274	978 955
12	Tobacco And Tobacco Manufactured	9 516 218	10 674 428	29 185 668	40 140 376
21	Hides, Skins And Furskins	8 889	154 763	32 678	414 308
22	Oil Seeds, Nuts, And Kernels	0	730	0	8 449
23	Crude Rubber	5 440 282	25 123 950	10 944 448	52 040 968
24	Wood, Lumber, And Cork	3 224 887	8 449 268	1 728 739	7 070 827
25	Pulp And Waste Paper	8 369 927	132 805 114	8 668 786	119 490 968
26	Textile Fibres And Their Waste	20 199 796	85 337 832	40 737 945	167 372 470
27	Crude Fertilizers And Crude Minerals	18 027 025	119 825 250	9 606 334	33 689 367
28	Metalliferous Ores And Metal Scraps	2 613 269	5 286 741	2 795 880	6 860 412
29	Crude Animals And Vegetable Materials, Nes	132 071	2 121 972	1 251 076	6 095 951
32	Coal, Coke, And Briquettes	31	11 972	861	50 488
33	Petroleum And Petroleum Products	14 681 985	70 601 612	17 623 117	69 230 525
34	Gas; Natural And Manufactured	70 125	77 810	669 066	800 935
41	Animal Oils And Fats	935	201 034	59 200	958 263
42	Fixed Vegetable Oils/Fats	594 233	9 627 206	1 299 382	8 749 851
43	Animal Vegetable Oils/Fats	167 921	469 922	392 838	1 353 781
51	Organic Chemicals	11 037 769	63 951 575	17 654 459	103 794 259
52	Inorganic Chemicals	25 657 889	83 035 305	11 293 220	51 452 220
53	Dyeing, Tanning, And Colouring Materials	2 622 099	12 748 570	10 118 176	50 162 793
54	Medical And Pharmaceutical Products	31 817	426 063	1 126 432	4 419 221
55	Essential Oils And Perfumery Materials	482 574	3 368 289	2 173 981	19 163 603
56	Manufactured Fertilizers	33 844	60 328	23 247	47 519
57	Plastics In Primary Forms	27 045 785	166 933 777	56 531 506	331 007 751
58	Plastics In Non-Primary Forms	2 605 904	18 143 464	10 000 628	60 557 059
59	Chemical Materials And Its Products, Nes	8 275 682	44 122 524	19 775 305	92 113 667
61	Leather, Leather Med, Nes	2 016 832	12 940 011	25 081 207	96 574 401
62	Rubber Manufactured, Nes	763 755	5 297 646	5 806 897	34 198 355
63	Wood And Cork Manufactured	5 295 301	31 155 620	3 708 861	15 550 361
64	Paper, Paperboard, And Manufactured Thereof	9 649 073	44 808 264	15 716 242	68 507 644
65	Textile Yarns, Fabrics, And Their Products	35 405 788	131 501 275	278 496 277	1 008 990 485
66	Non Metallic Minerals Manufactured	11 830 098	84 296 545	14 493 238	94 198 656
67	Iron And Steel	94 452 056	529 645 452	131 188 596	707 085 259
68	Non Ferrous Metals	9 134 394	62 035 281	46 745 750	369 244 608
69	Manufactured Of Metal, Nes	11 112 713	60 231 810	49 727 455	243 862 227
71	Power Generating Machine And Equipments	4 047 293	25 148 491	68 510 511	351 356 360
72	Machinery Specialized For Particular Industry	7 141 480	42 225 203	114 449 172	520 792 510
73	Metalworking Machinery	1 006 888	7 666 381	9 947 563	80 795 675
74	General Industrial Machinery And Equipments	14 246 024	67 158 876	105 770 713	588 467 205
75	Office Machinery And Automatic Data Processing	3 554 140	24 795 892	127 434 143	792 967 853
76	Telecommunication And Reproducers Apparatus	5 843 555	28 320 271	239 207 160	940 501 604
77	Electrical Machinery And Apparatus	16 225 666	107 871 174	289 227 135	1 811 701 131
78	Road Vehicles	10 541 685	129 551 373	74 277 157	1 061 717 753
79	Other Transportation Equipments	349 131	3 461 726	4 849 344	33 610 060
81	Sanitary, Plumbing, And Fittings	1 264 197	4 329 283	6 610 511	24 977 757
82	Furniture	285 012	1 525 697	1 759 590	7 460 036
83	Traveling Goods	30 661	193 580	391 016	1 796 910
84	Clothing	906 775	6 885 704	9 413 998	51 548 843
85	Footwear	329 962	1 919 334	3 265 987	17 847 004
87	Professional, Scientific, And Contractor Instruments	1 262 431	4 878 413	14 787 301	82 512 874
88	Photographic Apparatus, Equipments And Optics	353 838	2 385 447	22 326 891	98 029 875
89	Miscellaneous Manufactured Articles	8 187 389	29 244 823	68 387 318	285 116 267
97	Gold; Non Monetary	1 224	30 068	3 214 521	14 834 846
99	Gold Coin And Current Coin	0	1	0	426
<b>C. By ommodity 3 digit SITC</b>					
017	Meat And Edible Meat Offal, Prepared Or Preserved	3 032	3 239	15 757	18 057
022	Milk, Cream, And Milk Products Other Than Butter Or Cheese	0	3 987 490	0	18 389 245
025	Eggs, Birds, And Egg Yolks; Fresh, Dried Or Otherwise Prese	213	647	3 735	9 140
034	Fish, Fresh, Chilled Or Frozen	2 791 826	9 197 795	4 842 735	15 475 600
035	Fish, Dried Salted Or In Brine; Smoked Fish	4 360	9 230	116 640	236 560



036	Crustaceans, Molluscs, And Aquatic Invertebrates	122 115	259 486	336 330	937 802
037	Fish, Crustaceans, Molluscs, And Other Aquatic Invertebrates	3 250	58 747	51 334	456 912
041	Wheat And Meslin, Unmilled	0	47 970	0	58 272
045	Cereals, Unmilled	40	40	653	653
046	Meal And Flour Of Wheat And Flour Of Meslin	0	100	0	1 267
047	Other Cereal Meals And Flours	20	11 031	165	39 290
048	Cereal Preparations And Preparations Of Flours/Starches Of Fr	103 540	747 164	253 535	1 150 775
054	Vegetables, Fresh, Chilled, Frozen Or Simply Preserved	21 126	84 773	12 876	48 584
056	Vegetables, Roots And Tubers, Prepared Or Preserved Nes	8 094	138 326	22 390	341 246
057	Fruit And Nut; Fresh Or Dried	13 880	34 458	26 390	54 879
058	Fruits, Preserved And Preparations	645	1 498 992	2 461	1 487 775
059	Fruit And Vegetable Juices	325	5 200	430	7 211
061	Sugar, Molasses, And Honey	565 895	3 484 120	528 438	1 732 649
062	Sugar Confectionery	0	1 468	0	16 220
071	Coffee And Coffee Substitutes	114 970	117 649	323 681	447 133
072	Cocoa	0	2 317	0	51 287
073	Chocolate And Other Food Preparations Containing Cocoa	0	22 430	0	369 190
074	Tea And Mate	5 499	205 221	11 870	177 112
075	Spices	2 634	63 515	4 714	157 784
081	Feeding Stuff For Animals	4 878	41 143	9 399	52 291
091	Margarine And Shortening	3	238 663	100	1 012 896
098	Edible Products And Preparations	68 457	454 658	128 185	824 214
111	Non-Alcoholic Beverages, Nes	740	2 441	258	5 836
112	Alcoholic Beverages	30 813	214 140	269 016	973 119
121	Tobacco, Unmanufactured And Refused	9 347 608	10 416 942	28 217 787	38 182 757
122	Tobacco, Manufactured	168 610	257 486	967 881	1 957 619
211	Hides And Skins, Raw	8 870	154 281	32 017	406 249
212	Furskins, Raw	19	482	661	8 059
222	Oil Seeds Use For Extraction Ofsoft Fixed Vegetable Oils	0	60	0	720
223	Oil Seeds Use For Extraction Of Other Fixed Vegetable Oils	0	670	0	7 729
231	Natural Rubber Latex;Natural Rubber And Similar Natural Gum	643 448	1 831 762	1 601 442	4 968 332
232	Synthetic Rubber Latex, Synthetic/Reclaimed Rubber	4 796 834	23 292 188	9 343 006	47 072 636
244	Cork,Natural,Raw And Waste	400	28 542	40 578	50 201
245	Fuel Wood And Wood Charcoal	4 875	39 665	3 456	180 541
246	Wood In Chips Or Particles And Waste	19 832	19 866	4 424	4 836
247	Wood In The Rough Or Roughly Squared	1 118 965	2 864 067	242 102	867 382
248	Wood,Simply Worked And Railway Sleeper Of Wood	2 080 815	5 497 128	1 438 179	5 967 867
251	Pulp And Waste Paper	8 369 927	132 805 114	8 668 786	119 490 968
261	Silk	6 934	168 168	161 338	1 363 221
263	Cotton	15 278 257	62 776 784	27 518 434	112 496 451
264	Jute And Other Textile Bast Fibres	360 067	1 319 909	342 163	1 213 322
265	Vegetable Textile Fibres,Raw Or Processed;Waste Of These	59 277	283 532	397 382	1 937 196
266	Synthetic Fibres Suitable For Spinning	3 150 735	14 376 730	6 507 461	27 225 611
267	Other Man-Made Fibres Suitable For Spinning And Waste	1 243 586	5 954 487	4 542 154	18 351 685
268	Wool And Other Animal Hair	97 144	445 281	1 228 596	4 670 887
269	Old Clothing And Other Old Textile Articles; Rags	3 796	12 941	40 417	114 097
272	Fertilizers, Crude	56 063	208 230	112 537	209 836
273	Stone, Sand And Gravel	3 573 621	15 471 222	279 801	1 282 353
274	Sulphur And Unroasted Iron Pyrites	12 464 849	45 675 748	8 461 889	22 317 748
277	Natural Abrasives	1 076 470	7 650 134	378 881	2 690 584
278	Other Crude Minerals	856 022	50 819 916	373 226	7 188 846
281	Iron Ore And Concentrates	14 869	201 223	15 395	58 540
282	Waste And Scrap Metal Of Iron/Steel	2 337 501	3 260 698	2 236 513	3 261 114
283	Copper Ores And Concentrates	0	22 369	0	116 013
284	Nickel Ores And Concentrates	25	3 417	471	17 669
285	Aluminium Ores And Concentrates	2 762	6 933	5 942	31 839
286	0	0	31 288	0	25 704
287	Ores And Concentrates Of Basemetals	2 671	644 610	68 169	699 664
288	Non-Ferrous Base Metal Waste And Scraps	255 441	1 116 183	469 390	2 648 788
289	Ores And Concentrates Of Precious Metals; Waste,Scraps	0	20	0	1 081
291	Crude Animal Materials	61 973	153 150	1 086 547	2 040 660
292	Crude Vegetable Materials	70 098	1 968 822	164 529	4 055 291
321	Coals, Pulverized Or Not	31	1 323	861	2 761
322	Briquettes, Lignite And Peat	0	1	0	21
325	Coke And Semi Coke Of Coal/Lignite/Peat	0	10 648	0	47 706
333	Petroleum Oil, Crude	0	9 386 829	0	8 149 676
334	Petroleum Products, Refined	14 566 229	60 625 621	17 451 448	59 988 453
335	Residual Petroleum Products, And Related Materials	115 756	589 162	171 669	1 092 396
342	Liquefied Propane And Butane	45	778	500	92 836
343	Natural Gas, Liquefied Or Not	0	325	0	7 944
344	Petroleum Gases And Other Gas	900	7 517	1 440	31 979
345	Coal Gas, Water Gas And Similar Gas	69 180	69 190	667 126	668 176
411	Animal Oils And Fats	935	201 034	59 200	958 263
421	Fixed Vegetable Fats And Oils Soft,Crude,Refined Or Fraction	590 900	2 331 543	1 281 817	3 917 460
422	Fixed Vegetable Fats And Oils Solid,Crude,Refined Or Fractio	3 333	7 295 663	17 565	4 832 391
431	Animal And Vegetable Oil; Fat Processed And Their Wax	167 921	469 922	392 838	1 353 781
511	Hydrocarbon And Their Halogenated, Nitrated Derivatives	1 228 804	3 455 269	1 981 527	5 895 722
512	Alcohols,Phenols,Phenol-Alcohols And Their Halogenated	6 989 382	45 715 840	9 549 623	65 940 852
513	Carboxylic Acids,And Their Anhydrides,Halides,Peroxides	839 669	4 897 855	1 523 982	9 450 106
514	Nitrogen-Function Compounds	1 039 306	5 603 605	2 689 154	12 267 601
515	Organo-Inorganic And Heterocyclic Compounds	616 692	2 027 137	1 185 109	4 023 190
516	Other Organic Chemicals	323 916	2 251 869	725 064	6 216 788
522	Inorganic Chemical Elements, Oxides And Halogen Salts	15 204 455	42 096 511	7 325 033	31 168 811
523	Metallicsalts And Peroxysalts	10 297 540	39 995 007	3 806 329	16 234 761
524	Other Inorganic Chemicals;Chemical Compound Of Precious	154 961	937 679	153 421	3 980 445
525	Radioactive And Associated Materials	933	6 108	8 437	68 203
531	Synthetic Organic; Colouring Matter	457 496	1 866 916	1 305 099	5 972 740
532	Dyeing/Tanning Extracts And Synthetic Tanning Materials	13 099	635 478	49 010	1 135 378
533	Pigments, Paints, Varnishes, And Related Materials	2 151 504	10 246 176	8 764 067	43 054 675
541	Medicinal And Pharmaceutical Products	31 817	122 521	1 126 432	3 763 239
542	Medicaments, Including Veterinary Medicaments	0	303 542	0	655 982
551	Essential Oils, Perfumes, And Flavour Materials	35 801	136 477	502 131	1 846 980
553	Perfumery, Cosmetics, And Toilet Preparations	8 349	39 315	79 232	5 924 001
554	Soap,Cleansing And Polishing Preparations	438 424	3 192 497	1 592 618	11 392 622

562	Fertilizers, Manufactured	33 844	60 328	23 247	47 519
571	Polymers Of Ethylene In Primary Forms	9 346 927	55 119 967	15 343 695	88 351 881
572	Polimers Of Styrene In Primary Forms	4 008 775	36 657 514	8 276 057	67 454 976
573	Polimers Of Vinyl Chloride In Primary Forms	1 242 907	6 164 004	2 853 596	14 569 783
574	Poliacetals And Polycarbons In Primary Forms	3 005 752	15 965 432	9 127 937	49 003 050
575	Other Plastics In Primary Forms	9 247 510	52 187 172	20 896 637	111 434 099
579	Waste And Scrap Of Plastics	193 914	839 688	33 584	193 962
581	Tubes, Pipes, And Hoses Of Plastics	160 630	718 406	755 694	4 779 079
582	Plates, Sheets, And Film Of Plastics	2 375 375	17 201 542	8 885 291	54 637 704
583	Monofilament And Rod Of Plastics	69 899	223 516	359 643	1 140 276
591	Disinfectants, Insecticides, And Fungicides Put In Forms	427 539	2 222 972	2 934 421	12 378 576
592	Starches, Inulin, And Wheat Gluten Buminoidal Substances;	4 526 252	29 111 656	5 996 418	33 316 278
593	Explosive And Pyrotechnic Products	20 362	105 616	715 911	2 910 819
597	Additive For Mineral Oils	328 224	2 163 460	1 078 522	6 734 425
598	Miscellaneous Chemical Products	2 973 305	10 518 820	9 050 033	36 773 569
611	Leathers	2 014 800	12 892 263	25 028 360	95 486 311
612	Manufactures And Composition Leathers	2 032	47 722	52 847	1 087 643
613	Furskins, Tanned Or Dressed	0	26	0	447
621	Materials Of Rubber	338 558	2 057 878	2 093 831	11 907 059
625	Rubber Tyre,Tyre Cases,Tyre Treads,Inner Tubes, And Tyre Fl	21 601	209 626	114 708	663 683
629	Articles Of Rubbers	403 596	3 030 142	3 598 358	21 627 613
633	Cork Manufactures	494	16 423	5 171	170 372
634	Veneers,Plywood,Improved/Reconstituted Wood Worked	4 858 472	29 694 591	2 392 623	11 467 883
635	Wood Manufactures	436 335	1 444 606	1 311 067	3 912 106
641	Papers And Paperboards	5 994 332	31 306 314	7 204 322	37 661 168
642	Paper And Paperboard Cut To Size/Shape And Article Of Pap	3 654 741	13 501 950	8 511 920	30 846 476
651	Textile Yarns	4 063 002	14 184 422	23 808 887	81 986 738
652	Cotton Fabrics, Woven	8 114 821	31 687 260	70 059 901	256 060 520
653	Fabrics, Woven, Of Man-Made Fibres	6 906 908	25 275 056	59 058 959	205 401 092
654	Textile Fabrics, Woven, Other Than Of Cotton Or Man-Made Fi	656 668	2 468 371	7 890 390	28 189 891
655	Knitted Or Crocheted Fabrics	9 350 311	36 330 171	70 827 036	277 523 249
656	Tulle,Lace,Embroidery,Ribbons,Trimmings And Other Small W	1 435 889	6 344 510	19 112 352	68 223 888
657	Special Yarns,Textile Fabrics	4 331 949	12 503 180	25 855 943	83 973 336
658	Made-Up Articles, Wholly/Chiefly Of Textile Materials	448 445	1 100 814	1 612 025	5 141 851
659	Floor Coverings	97 795	1 607 491	270 784	2 489 920
661	Lime,Cement And Fabricated Construction Materials	879 218	20 088 264	366 613	4 319 317
662	Clay And Refractory Construction Materials	194 310	15 374 519	538 636	11 344 784
663	Mineral Manufactures	451 054	4 685 122	2 622 481	20 342 424
664	Glass	10 265 461	42 732 733	10 489 450	53 863 581
665	Glassware	37 354	272 995	433 050	1 481 715
666	Pottery	22	1 128 597	200	2 324 794
667	Pearl, Precious And Semi Precious Stones	2 679	14 315	42 808	522 041
671	Pig Iron,Spiegeleisen,Sponge Iron, And Ferro-Alloys	297 147	1 492 106	610 264	2 797 921
672	Ingots And Other Iron/Steel In Primary Forms	4 467 902	16 110 917	8 461 512	27 566 865
673	Flat Rolled Products, Not Clad	30 769 331	127 591 783	34 837 107	126 819 751
674	Flat Rolled Products, Clad Or Plated	2 635 358	59 744 340	4 354 160	61 671 730
675	Flat Rolled Products And Alloy Steels	21 147 871	78 696 415	26 758 544	96 979 881
676	Iron/Steel Bars, Rods, Angels, Shaped And Sections	11 892 118	76 671 918	14 497 272	74 990 197
677	Rail/Railway And Tractor Construction Of Iron/Steel Materials	10 693	257 955	69 809	986 807
678	Wire Of Iron/Steel	1 082 192	8 927 552	2 662 732	20 244 668
679	Tubes, Pipes, Hollow Profile, Pipe Fitting Of Iron/Steel	22 149 444	160 152 466	38 937 196	295 027 439
681	Silver, Platinum, And Other Metal Of The Platinum Groups	4 078	42 500	1 143 452	4 476 728
682	Copper	3 653 635	39 934 436	25 579 433	283 080 269
683	Nickel	49 782	424 326	1 068 864	4 409 547
684	Aluminium	3 681 257	16 666 767	13 411 438	56 771 302
685	Lead	7 998	60 666	257 926	974 331
686	Zinc	537 494	2 822 266	1 586 895	9 168 953
687	Tin	1 178 266	2 027 916	3 536 734	9 485 142
689	Miscellaneous Non-Ferrous Basemetals Employed In Metallur	21 884	56 404	161 008	878 336
691	Structures And Parts Of Iron/Steel Or Aluminium	4 097 240	20 476 291	8 574 862	45 346 987
692	Metal Containers For Storage And Transportations	1 005 688	5 242 742	2 782 270	13 601 412
693	Wire Products And Fencing Grills	1 458 193	5 006 761	7 529 558	19 463 770
694	Nails, Screws, Nuts, Bolts, Rivets Of Iron/Steel Or Copper	1 011 815	6 129 914	10 507 455	46 308 659
695	Tools For Used In The Hand Or In Machines	136 009	2 512 776	1 882 090	17 372 125
696	Cutlery	20 331	120 840	259 250	2 983 032
697	Household Equipment Of Base Metals	127 005	965 995	1 564 684	8 133 807
699	Manufactures Of Base Metals	3 256 432	19 776 491	16 627 286	90 652 435
711	Steam And Other Vapour Generating Boilers And Parts	78 349	896 326	1 608 840	13 473 369
712	Steam Or Other Generating Boilers And Parts	69 162	762 945	121 900	2 519 403
713	Internal Combustion Piston Engines And Parts	1 428 245	9 171 948	19 913 154	120 724 311
714	Engines And Motors, Non-Electric And Parts	246 206	2 400 071	19 882 232	56 465 877
716	Rotating Electric Plants And Parts	1 713 599	9 861 648	22 864 658	142 069 291
718	Other Power Generating Machines And Parts	511 732	2 055 553	4 119 727	16 104 109
721	Agricultural Machinery And Parts	105 110	429 480	1 020 552	3 980 956
722	Tractors	15 230	46 191	15 814	345 948
723	Civil Engineering And Contractor Plants And Equipments/Parts	2 417 020	17 129 108	15 490 177	123 528 543
724	Textile/Leather Machinery And Parts	1 098 691	7 791 615	21 422 888	90 618 664
725	Papermill/Pulpmill Machinery And Paper Cutting Machines	515 411	7 052 841	23 682 033	148 628 119
726	Printing/Book Binding Machinery And Parts	143 306	893 620	3 789 369	18 360 744
727	Food Processing Machines And Parts	1 190 370	1 567 059	29 574 041	35 024 710
728	Other Machines And Equipment Specialized For Particular Ind	1 656 342	7 315 289	19 454 298	100 304 826
731	Machine Tools By Removing Metal	217 071	2 302 188	1 372 239	25 738 764
733	Machine Tool For Working Metals	59 839	1 144 406	850 686	11 155 340
735	Parts Of Machine Tools	243 871	856 590	1 936 415	9 228 460
737	Metalworking Machinery And Parts	486 107	3 363 197	5 788 223	34 673 111
741	Heating And Cooling Equipments And Parts	1 932 276	8 436 494	10 336 458	78 541 153
742	Pumps For Liquid And Parts	1 405 247	6 983 466	7 598 010	52 900 809
743	Pumps, Compressors, Fans, Blowers, Centrifuges, And Parts	2 293 735	11 723 418	16 219 607	84 901 564
744	Mechanical Handling Equipments And Parts	4 606 718	18 109 693	21 044 776	123 311 674
745	Other Non-Electical Machinery, Tools, And Mechanical Appar	499 807	2 266 136	6 837 348	28 056 733
746	Ball Or Roller Bearings	359 876	3 101 427	7 723 058	32 703 360
747	Taps, Cocks, And Valves For Pipes	927 570	4 017 099	9 106 446	50 285 423
748	Transmission Shafts And Cranks	966 271	7 036 803	10 843 245	65 598 809
749	Non-Electric Parts And Accessories Of Machinerics	1 254 524	5 484 340	16 061 765	72 167 680

751	Office Machines	1 707	113 317	67 590	2 664 403
752	Automatic Data Processing Machines And Their Units	1 951 970	13 113 015	42 835 608	294 428 313
759	Parts And Accessories For Machine Of Heading 751 Or 752	1 600 463	11 569 560	84 530 945	495 875 137
761	Television Receivers	131 687	281 089	324 169	1 882 184
762	Radio Broadcast Receivers	304	21 535	3 911	214 104
763	Sound Recorders Or Reproducers	86 451	543 517	5 171 336	29 503 750
764	Telecommunication Equipments And Parts	5 625 113	27 474 130	233 707 744	908 901 566
771	Electric Power Machinery And Parts	755 944	6 414 304	8 563 099	53 328 842
772	Electrical Apparatus For Making And Breaking Electrical Circu	3 855 933	19 074 699	60 670 491	365 261 283
773	Equipment For Distributing Electricity	3 314 619	16 155 367	30 911 006	143 696 357
774	Electrical Apparatus For Medical Purposes And Radiological	2 300	27 021	123 382	796 988
775	Household Type, Electrical/Non-Electrical Equipments	1 158 292	6 574 950	6 788 575	38 068 520
776	Thermionic, Cold Cathode, And Photo Cathode Valves/Tubes	3 895 182	37 898 685	111 292 123	785 025 269
778	Electrical Machinery And Apparatus	3 243 396	21 726 148	70 878 459	425 523 872
781	Passenger Motor Cars	604 660	20 090 089	7 399 078	174 911 010
782	Motor Vehicle For The Transportation Of Goods	0	10 997 831	0	75 173 189
783	Road Motor Vehicles	0	501 258	0	2 468 057
784	Parts And Accessories Of The Motor Vehicles	5 772 489	73 477 241	36 604 998	651 189 236
785	Motorcycles, Scooters, And Other Cycles Motorized/Non Mot	3 667 367	22 645 078	26 404 903	151 977 138
786	Trailers And Other Vehicles, Not Motorized	497 169	1 839 876	3 868 178	5 999 123
791	Railway Vehicles And Associated Equipments	15 212	300 517	149 397	3 152 888
792	Aircraft And Associated Equipments And Parts	6 806	52 377	1 677 178	21 080 205
793	Ships, Boats, And Floating Structures	327 113	3 108 832	3 022 769	9 376 967
811	Prefabricated Buildings	983 262	2 661 800	5 049 112	16 463 255
812	Sanitary, Plumbing, Heating, And Lighting Fixtures/Fittings	160 605	1 121 579	768 897	2 784 827
813	Lighting Fixtures And Fittings	120 330	545 904	792 502	5 729 675
821	Furnitures And Parts	285 012	1 525 697	1 759 590	7 460 036
831	Travel Goods	30 661	193 580	391 016	1 796 910
841	Men'S Coats/Jackets, Not Knitted	6 330	267 399	66 837	1 220 793
842	Women'S Coats/Jacket, Not Knitted	24 992	354 088	199 846	2 712 215
843	Men'S Coats/Jackets, Knitted	6 583	62 536	87 052	633 779
844	Women'S Coats/Jackets, Knitted	2 314	324 994	35 472	999 587
845	Articles Of Apparel	211 078	2 693 399	1 467 279	16 626 816
846	Clothing Accessories Of Textiles Fabrics	406 162	1 551 444	4 848 415	15 448 702
848	Articles Of Apparel And Clothing Accessories Of Other Than T	249 316	1 631 844	2 709 097	13 906 951
851	Footwears	329 962	1 919 334	3 265 987	17 847 004
871	Optical Instrument And Apparatus	13 244	204 396	582 719	3 188 010
872	Medical Instruments And Appliances	365 286	1 613 479	3 091 188	14 962 418
873	Meters And Counters	14 534	1 193 003	229 633	12 619 767
874	Measuring, Checking, Analysing, And Controlling Instrument A	869 367	1 867 535	10 883 761	51 742 679
881	Photographic Apparatus And Equipments	68 245	630 203	4 902 272	45 342 883
882	Photographic And Cinematographic Supplies	157 080	1 182 745	3 239 444	10 551 598
883	Cinematograph Film, Exposed And Developed	0	3 285	0	27 995
884	Optical Goods	120 108	531 229	14 044 917	41 401 553
885	Watches And Clocks	8 405	37 985	140 258	705 846
891	Arms And Ammunitions	201	2 338	3 205	73 088
892	Printed Matter	703 303	3 104 409	8 893 458	46 565 514
893	Article Of Plastics	4 899 232	16 536 986	22 124 047	89 913 780
894	Baby Carriages, Toys, Games, And Sporting Goods	90 909	440 238	3 910 153	24 477 019
895	Office And Stationery Supplies	192 092	879 999	792 168	4 598 145
896	Works Of Art, Collectors Pieces And Antiques	250	11 015	586	110 200
897	Jewellery, Goldsmith, Silversmith Wares, And Other Articles	25 563	46 256	2 098 893	4 886 307
898	Musical Instrument And Parts/Accessories	1 329 589	5 077 275	12 103 801	43 313 955
899	Other Miscellaneous Manufactured Articles	946 250	3 146 307	18 461 007	71 178 259
971	Gold, Non-Monetary	1 224	30 068	3 214 521	14 834 846
999	Gold Coin And Current Coin	0	1	0	426
<b>Total Import</b>		<b>419 944 673</b>	<b>2 333 995 593</b>	<b>1 995 448 618</b>	<b>10 675 826 015</b>

**K.3 IMPOR KAWASAN BERIKAT / BOUNDED ONE IMPORT**  
**MENURUT NEGARA ASAL / BY COUNTRY OF ORIGIN**  
**\*\* MEI / MAY 2008 \*\***

Kode Code	Negara Asal Country of Origin	Berat Bersih / Net weight (Kg)		Nilai CIF / CIF Value (US\$)	
		Bulan ini	Kumulatif	Bulan ini	Kumulatif
		Current month	Cum. Jan. to date	Current month	Cum. Jan. to date
JP 111	Japan	61 230 566	386 369 995	304 513 429	2 353 004 777
HK 112	Hong Kong	20 194 346	152 509 491	178 185 893	735 089 765
KP 113	Korea, Democratic People'S Republic	0	210	0	6 220
KR 114	Korea, Republic Of	29 522 550	163 644 947	176 783 717	923 732 587
TW 115	Taiwan	12 462 203	54 311 995	79 946 059	368 174 653
CN 116	China	43 646 510	195 458 276	177 650 206	856 191 519
MO 118	Macau	336 931	1 060 894	2 840 497	6 491 089
PG 120	Papua New Guinea	0	6	0	4 000
TH 121	Thailand	8 876 369	110 644 558	43 605 916	454 571 866
SG 122	Singapore	125 152 674	633 469 090	593 605 916	2 969 758 339
PH 123	Philippines	466 582	10 048 598	18 836 605	137 554 205
MY 124	Malaysia	33 350 512	194 852 066	101 974 543	423 650 454
MM 125	Myanmar (Form. Burma)	45 496	180 365	302 478	960 345
KH 126	Cambodia	745	64 751	3 771	107 562
BN 127	Brunei Darussalam	4	38 843	34	133 512
BT 130	Bhutan	149	149	93 284	93 284
VN 131	Viet Nam	1 347 269	17 022 809	7 932 992	50 120 211
MV 132	Maldives	221	325	11 574	13 075
IN 133	India	5 051 033	27 536 114	12 604 520	78 470 328
PK 134	Pakistan	2 067 528	4 325 799	3 686 923	9 035 410
BD 135	Bangladesh	219 472	273 970	206 596	239 741
LK 136	Sri Lanka	65 916	357 705	414 953	2 724 364
IR 142	Iran (Islamic Republic Of)	19 823	85 807	48 194	148 634
SA 143	Saudi Arabia	463 259	1 222 259	1 061 003	2 692 701
IL 144	Israel	21 977	30 076	216 055	1 117 656
KW 145	Kuwait	353 905	585 716	526 183	948 095
JO 146	Jordan	138 552	489 554	210 574	494 878
LB 148	Lebanon	0	18 501	0	12 816
PN 149	Palestina	0	27	0	2 335
YE 151	Yemen	0	7 013	0	70 816
OM 152	Oman	0	2 412	0	10 238
TR 154	Turkey	909 419	1 627 516	4 152 809	8 344 545
AE 155	United Arab Emirates	452 391	2 261 010	2 037 121	27 009 972
QA 156	Qatar	26 000	252 083	46 155	443 519
BH 157	Bahrain	43 323	516 425	90 111	1 030 452
EG 211	Egypt	33 875	384 388	21 680	276 972
MA 213	Morocco	1 142	2 170	30 644	36 429
TN 214	Tunisia	110 334	147 234	14 570	190 577
SD 216	Sudan	1 665	3 172	3 968	199 480
NA 219	Namibia	0	26	0	303
ET 221	Ethiopia	978	2 385	86 555	308 289
TZ 222	Tanzania, United Republic Of	0	290 171	0	443 906
SO 224	Somalia	8 473	8 473	80 914	80 914
KE 225	Kenya	104	271 536	12 600	544 522
CM 236	Cameroon	33 456	215 934	35 265	434 986
NG 237	Nigeria	0	1 141	0	12 049
SL 238	Sierra Leone	0	2 657	0	25 280
GA 239	Gabon	24 566	82 636	86 010	216 976
CI 240	Cote D'Ivoire	0	337 383	0	504 972
SN 241	Senegal	0	943	0	12 501
MR 242	Mauritania	0	246 241	0	389 726
VI 248	U.S. Virgin Islands	1 663	1 967	16 213	18 698
NE 253	Niger	0	26	0	5 692
SH 256	Saint Helena	16 607	17 195	31 027	33 551
SZ 260	Swaziland	6 966	88 515	42 549	344 306
ZA 261	South Africa	521 487	2 291 013	1 494 990	6 150 563
ZW 262	Zimbabwe	0	6 902	0	23 800
ZM 263	Zambia	0	393 402	0	3 156 934
MU 267	Mauritius	1 060 551	3 878 625	1 893 086	6 341 763
VG 298	Virgin Islands (British)	500 000	1 227 442	3 800 000	5 485 242
AU 311	Australia	5 135 777	48 832 999	12 424 521	101 171 724
NZ 312	New Zealand	1 760 118	9 535 914	620 502	16 389 557
GU 319	Guam	0	580	0	1 408
NC 322	New Caledonia	10 450	10 646	132 902	139 044
IO 328	British Indian Ocean Territory	0	751	0	65 052
AS 331	American Samoa	0	4 641	0	215 942
FJ 333	Fiji	330	955	953	2 781
WS 336	Samoa	459	41 004	4 072	287 410
SB 337	Solomon Islands	0	11	0	47 100
TV 339	Tuvalu	20 173	20 173	76 794	76 794
CX 340	Christmas Islands	0	45	0	14 700
UM 341	United States Minor Outlying Island	0	63	0	480
CC 342	Cocos (Keeling) Islands	0	3 000	0	5 000
TK 343	Tokelau	0	95	0	2 519
US 411	United States	22 775 544	84 611 897	89 669 364	345 361 303
CA 412	Canada	1 847 252	2 537 664	3 463 634	9 478 048
MX 421	Mexico	256 049	522 816	181 030	1 477 162
GT 422	Guatemala	487	9 517	2 099	10 656
HN 423	Honduras	0	512	0	6 404
CB 427	Curacao	0	79 075	0	72 413
SR 428	Suriname	0	1	0	309
CL 431	Chile	55 625	10 396 436	59 050	7 826 292
VE 432	Venezuela	210	1 265	1 300	19 583
AR 433	Argentina	217 362	1 483 654	732 458	3 860 684
BR 434	Brazil	3 327 470	8 097 074	11 067 038	28 468 925
CO 435	Colombia	21 530	21 684	62 308	72 247

UY	437	Uruguay	24 710	649 458	29 490	1 577 804
PY	438	Paraguay	0	365 293	0	711 037
PE	442	Peru	0	26 247	0	89 334
GY	443	Guyana	0	20 327	0	20 820
PR	447	Puerto Rico	18 098	23 636	17 706	1 333 714
DO	449	Dominican Republic	79	299	1 772	13 663
CR	451	Costa Rica	0	5 137	0	72 518
AG	454	Antigua And Barbuda	0	1 665	0	2 136
DM	460	Dominica	0	2 800	0	21 983
FK	461	Falkland Islands (Malvinas)	0	5 202	0	96 183
AN	467	Netherlands Antilles	0	41 844	0	101 203
LC	469	Saint Lucia	203	203	6 958	6 958
GB	511	United Kingdom	2 736 293	11 454 274	11 271 460	43 491 635
NL	512	Netherlands	1 607 909	5 254 499	10 871 645	40 050 745
FR	513	France	1 665 778	8 525 036	6 933 234	38 678 139
DE	514	Germany	4 630 680	30 275 923	35 078 304	189 016 442
AT	515	Austria	719 737	14 130 500	19 177 313	99 722 440
BE	516	Belgium	501 576	3 614 966	4 465 469	26 449 110
CH	517	Switzerland	2 194 111	5 653 806	14 106 339	36 294 041
LU	518	Luxembourg	446 985	466 206	1 654 488	1 724 105
MC	520	Monaco	0	209	0	4 380
DK	521	Denmark	96 041	308 750	676 754	3 617 079
NO	522	Norway	101 443	1 253 470	1 985 063	30 343 362
SE	523	Sweden	1 411 192	29 157 588	8 618 943	46 975 548
FI	524	Finland	424 391	2 683 099	9 379 939	27 420 798
IE	525	Ireland	47 567	146 997	284 731	1 381 913
IT	526	Italy	1 330 865	5 395 378	8 322 217	42 033 314
ES	527	Spain	89 807	1 800 237	845 053	10 630 245
PT	528	Portugal	3 057	23 980	72 090	413 045
IS	529	Iceland	233	8 562 633	45 028	827 044
GR	531	Greece	1 220 484	1 917 422	2 494 062	4 831 724
VA	532	Vatican City State (Holy See)	0	5 449	0	58 540
LI	534	Liechtenstein	805	894	50 000	51 718
HU	542	Hungary	35 397	143 435	310 984	807 206
PL	543	Poland	16 982	451 771	372 780	1 256 021
RO	544	Romania	20 196	130 844	206 109	584 311
BG	545	Bulgaria	26 376	143 612	69 319	370 266
AL	548	Albania	0	315	0	7 197
KG	553	Kyrgyzstan	0	2 112	0	4 747
MD	554	Moldova, Republic Of	64 798	82 893	601 916	885 883
TJ	555	Tajikistan	0	530	0	3 200
UA	557	Ukraine	15 012 229	61 377 619	17 040 319	59 830 608
LV	560	Latvia	461	869	41 164	74 428
EE	561	Estonia	126	233	8 781	18 354
GE	562	Georgia	60	60	17 648	17 648
HR	563	Croatia	6 604	74 894	111 177	220 790
MT	565	Malta	0	2 152	0	2 720
SK	566	Slovakia	42 625	131 457	367 261	1 028 500
SI	567	Slovenia	18 400	19 936	100 907	120 100
CZ	568	Czech Republic	1 682	78 358	95 649	1 734 352
GS	569	South Georgia And The South Sa	0	4 464	0	6 045
RU	572	Russia Federation	1 180 265	4 193 208	1 980 339	8 024 988
<b>Total Import</b>			<b>419 944 673</b>	<b>2 333 995 593</b>	<b>1 995 448 618</b>	<b>10 675 826 015</b>

**K 4. IMPOR KAWASAN BERIKAT / BOUNDED ONE IMPORT**  
**MENURUT PROVINSI DAN PELABUHAN IMPOR / BY PROVINCE AND PORT OF IMPORTATION**  
**\*\* MEI / MAY 2008 \*\***

Kode Code	Pro insi / Pelabuhan Impor Pro in e / Port of importation	Berat Bersih / Net weight (Kg)		Nilai CIF / CIF Value (US\$)	
		Bulan ini	Kumulatif	Bulan ini	Kumulatif
		Current month	Cum. Jan. to date	Current month	Cum. Jan. to date
	<b>Nangroe Aceh Darussalam</b>	<b>0</b>	<b>5 938</b>	<b>0</b>	<b>86 024</b>
110	IDSIN Sinabang	0	129	0	3 751
111	IDTPK Tapaktuan	0	140	0	3 409
116	IDAUN Blang Lancang (Arun)	0	5 669	0	78 864
	<b>Sumatera Utara</b>	<b>26 737 777</b>	<b>52 502 813</b>	<b>86 649 969</b>	<b>130 571 533</b>
143	IDTPR Tanjung Pura	0	1 620	0	35 618
144	IDBLW Belawan	26 712 517	52 454 194	86 265 853	129 797 597
166	IDMES Medan / Polonia (U)	25 260	43 726	384 116	732 220
170	IDKTJ Kuala Tanjung	0	3 273	0	6 098
	<b>Riau</b>	<b>25 845 378</b>	<b>145 236 578</b>	<b>59 591 575</b>	<b>278 057 206</b>
225	IDDUM Dumai	8 881 430	21 181 194	17 700 101	35 996 570
228	IDBLS Bengkalis	0	24 038	0	18 968
229	IDTGT Tanjung Kedabu	0	111	0	2 972
235	IDSUQ Sungai Guntung	1 232 691	2 359 513	1 676 778	4 861 472
242	IDTEM Tembilahan	12 096	195 493	79 062	289 791
243	IDKEN Kuala Enok	0	150 862	0	566 697
244	IDRGA Rengat	0	770 612	0	422 483
261	IDPKU Simpang Tiga (U)	0	1 396	0	68 658
277	IDBUN Buatan	15 719 161	120 553 359	40 135 634	235 829 595
	<b>Jambi</b>	<b>0</b>	<b>3 370 686</b>	<b>0</b>	<b>3 237 841</b>
291	IDKTK Kuala Tungkal	0	3 370 686	0	3 237 841
	<b>Sumatera Selatan</b>	<b>0</b>	<b>25 501</b>	<b>0</b>	<b>112 802</b>
332	IDSUN Sungsang	0	25 501	0	112 802
	<b>Lampung</b>	<b>0</b>	<b>6 170 342</b>	<b>0</b>	<b>4 549 506</b>
395	IDPJG Panjang	0	6 170 342	0	4 549 506
	<b>Bangka Belitung</b>	<b>0</b>	<b>12 573</b>	<b>0</b>	<b>31 581</b>
328	IDTPD Tanjung Pandan	0	12 573	0	31 581
	<b>Kepulauan Riau</b>	<b>156 867 324</b>	<b>738 311 853</b>	<b>745 786 379</b>	<b>3 463 176 815</b>
248	IDTBK Tg Balai Karimun	0	5	0	228
250	IDTAN Tanjung Uban	0	2 300	0	42 685
251	IDTPN Tanjung Pinang	1 767 003	5 140 509	2 125 433	6 116 980
252	IDTER Terempa	0	50 269	0	86 749
258	IDBTU Batu Ampar	90 433 519	420 247 353	399 419 203	1 893 881 738
262	IDTNJ Kijang (U)	13 803	29 947	733 517	837 556
263	IDPAS Pasir Panjang	4 636 215	9 130 251	15 812 836	42 352 773
265	IDSKP Sekupang	28 229 861	165 158 117	197 569 299	904 248 133
267	IDKAB Kabil/Panau	31 698 912	138 030 140	98 584 399	441 459 523
271	IDBTH Hang Nadim (U)	88 011	522 962	31 541 692	174 150 450
	<b>DKI Jakarta</b>	<b>173 399 668</b>	<b>1 203 051 656</b>	<b>964 581 617</b>	<b>6 277 798 598</b>
431	IDTPP Tanjung Priok	170 048 274	1 184 534 092	763 776 058	4 979 016 303
433	IDJKT Jakarta / Pasar Ikan	130	130	1 615	1 615
434	IDCGK Sukarno Hatta (U)	3 347 858	18 506 860	200 698 082	1 298 257 763
436	IDHLP Hlm. Perdana Kusuma	3 406	10 574	105 862	522 917
	<b>Jawa Barat</b>	<b>1 240</b>	<b>33 781</b>	<b>1 952 474</b>	<b>15 787 329</b>
463	IDCBN Cirebon/Penggung	1	44	951	4 138
466	IDBDO Husein Sastranegara	847	849	1 905 392	1 910 547
467	IDBLG Balongan	0	286	0	6 131
468	IDBND Bandung(Ptt/Gd Bage)	392	32 601	46 131	13 865 943
470	IDCRB Cirebon (Ptt)	0	1	0	570
	<b>Jawa Tengah</b>	<b>12 092 248</b>	<b>55 204 936</b>	<b>48 267 890</b>	<b>201 631 131</b>
494	IDTES Tanjung Emas	12 087 912	55 193 791	48 173 801	201 338 230
496	IDSRG Achmad Yani (U)	3 039	6 497	63 648	150 860
497	IDSMR Semarang (Ptt)	145	541	1 361	1 652
498	IDSOC Jebres/Adi Sumarmo	1 152	4 027	29 080	138 967
499	IDSMM Adi Sumarmo (U)	0	80	0	1 422
	<b>DI Yogyakarta</b>	<b>15</b>	<b>2 304</b>	<b>4</b>	<b>34 784</b>
531	IDJOG Adi Sucipto (U)	15	2 300	4	34 607
532	IDJOK Yogyakarta (Ptt)	0	4	0	177
	<b>Jawa Timur</b>	<b>22 040 503</b>	<b>122 744 896</b>	<b>80 748 614</b>	<b>274 128 150</b>
563	IDTPE Tanjung Perak	18 479 911	110 060 547	62 398 637	224 452 362
564	IDPAZ Pasuruan	3 034 068	10 783 314	5 500 710	19 642 973
565	IDPRO Probolinggo	341 321	1 361 932	1 384 522	5 425 364
587	IDSUB Surabaya /Juanda (U)	185 203	539 103	11 464 745	24 607 451
	<b>Banten</b>	<b>2 704 218</b>	<b>6 806 145</b>	<b>3 557 184</b>	<b>10 031 505</b>
461	IDMRK Merak	2 704 218	6 806 145	3 557 184	10 031 505
	<b>B a l i</b>	<b>33 303</b>	<b>148 175</b>	<b>2 234 576</b>	<b>14 077 653</b>
613	IDBOA Bena/Loloan	6 695	13 493	8 827	125 491
620	IDDPS Ngurah Rai (U)	26 608	134 682	2 225 749	13 952 162
	<b>Nusa Tenggara Barat</b>	<b>1 156</b>	<b>1 156</b>	<b>13 245</b>	<b>13 245</b>
655	IDBMU Bima	1 156	1 156	13 245	13 245

	<b>Kalimantan Selatan</b>	<b>0</b>	<b>21</b>	<b>0</b>	<b>480</b>
771	IDBAN Banjarmasin	0	21	0	480
	<b>Kalimantan Timur</b>	<b>221 843</b>	<b>323 012</b>	<b>2 065 091</b>	<b>2 211 223</b>
803	IDBPP Balikpapan	221 843	221 843	2 065 091	2 065 091
805	IDSRD Samarinda	0	101 169	0	146 132
	<b>Irian Jaya Barat</b>	<b>0</b>	<b>6</b>	<b>0</b>	<b>495</b>
982	IDSQ Sorong / Jefman (U)	0	6	0	495
	<b>Papua</b>	<b>0</b>	<b>43 221</b>	<b>0</b>	<b>288 114</b>
980	IDTIM Amamapare	0	43 221	0	288 114
	<b>Total Import</b>	<b>419 944 673</b>	<b>2 333 995 593</b>	<b>1 995 448 618</b>	<b>10 675 826 015</b>

<https://www.bps.go.id>