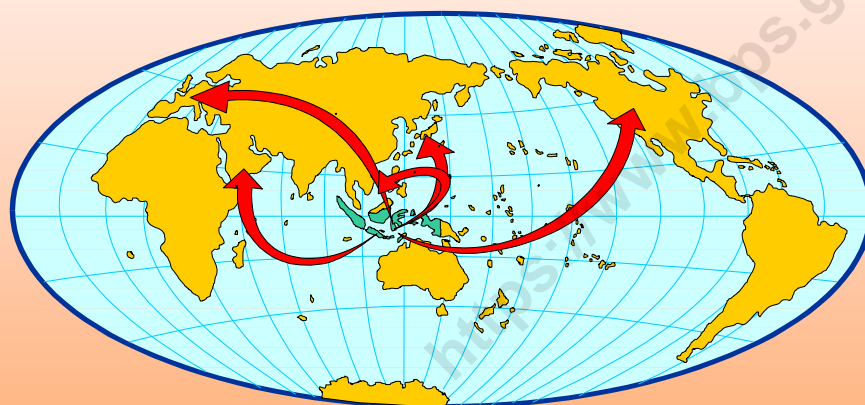




Katalog BPS : 8202.

BULETIN
STATISTIK PERDAGANGAN LUAR NEGERI
FOREIGN TRADE STATISTICAL BULLETIN

EKSPOR/EXPORTS



Menurut kelompok komoditi dan negara
MEI 2010



BADAN PUSAT STATISTIK, JAKARTA - INDONESIA

Buletin Statistik Perdagangan Luar Negeri
Foreign Trade Statistical Bulletin

EKSPOR /EXPORTS

ISSN : 0216-5775

No. Publikasi / *Publication Number* : 06110.1006

Katalog BPS / *BPS Catalogue*: 8202002

Ukuran Buku / *Book Size* : 21 Cm X 29 Cm

Jumlah Halaman / *Total Pages* : 121 Halaman / *Pages*

Naskah / *Manuscript* :

Bagian Statistik Ekspor

Export Statistics Division

Gambar Kulit / *Cover Design* :

Bagian Statistik Ekspor

Export Statistics Division

Diterbitkan oleh / *Published by* :

Badan Pusat Statistik, Jakarta - Indonesia

CBS, Indonesia

Dicetak oleh / *Printed by* :

CV Sari Intan Perdana

Boleh dikutip dengan menyebut sumbernya

May be cited with reference to the source

KATA PENGANTAR

Buletin Statistik Perdagangan Luar Negeri Ekspor yang diterbitkan secara bulanan memuat data ekspor menurut sektor, Perkembangan ekspor komoditi pertanian, Perkembangan ekspor komoditi industri, Perkembangan ekspor komoditi pertambangan dan Perkembangan ekspor Indonesia menurut komoditi dan negara tujuan secara kumulatif dari Januari sampai bulan berjalan.

Buletin ini juga menyajikan ulasan singkat tentang perbandingan, pertumbuhan dan peranan serta data pokok yang cukup menonjol atau yang mengalami perubahan yang signifikan. Diharapkan dengan adanya informasi semacam ini, para pengguna data ekspor dapat melihat dan mengikuti perkembangan ekspor secara garis besar.

Kepada para pengguna data, saran dan kritik yang bersifat konstruktif demi penyempurnaan publikasi ini, sangat diharapkan. Dengan demikian usaha BPS untuk meningkatkan pelayanan dan pemasyarakatan statistik (khususnya data Statistik Ekspor) dapat dilaksanakan secara baik dan berkesinambungan.

Jakarta, Agustus 2010

BADAN PUSAT STATISTIK

KEPALA,

DR. Rusman Heriawan

NIP. 340003999

ISI / CONTENT

Halaman / Page

Kata Pengantar / <i>Preface</i>	iii
Isi / <i>Content</i>	iv
Ringkasan / <i>Highlight</i>	v - xiv

Jilid / Volume

Tabel 1. Ringkasan Perkembangan Ekspor Indonesia	1
Tabel 2. Perkembangan Ekspor Komoditi Pertanian	1
Tabel 3. Perkembangan Ekspor Komoditi Industri	2
Tabel 4. Perkembangan Ekspor Komoditi Pertambangan	4
Tabel 5. Perkembangan Ekspor Indonesia Menurut Komoditi dan Negara Tujuan	5

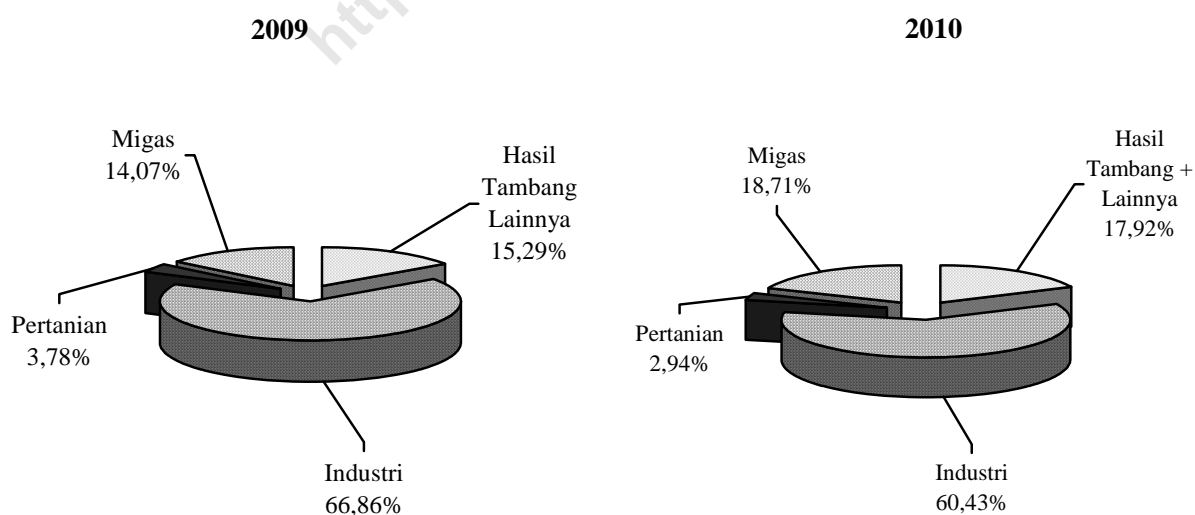
RINGKASAN

Ekspor Indonesia pada periode Januari - Mei 2010 mencapai nilai US\$ 60 191,1 juta dengan volume 197 662,6 ribu ton, yang terdiri dari US\$ 11 262,6 juta hasil ekspor minyak dan gas bumi dan US\$ 48 928,5 juta hasil ekspor komoditi non migas.

Dibandingkan periode yang sama tahun 2009, nilai ekspor naik US\$ 19 499,2 juta, karena adanya peningkatan ekspor non migas senilai US\$ 13 958,8 juta dan dari kelompok migas juga mengalami peningkatan sebesar US\$ 5 540,4 juta atau

naik 96,82 persen dibanding periode yang sama tahun sebelumnya. Dengan demikian, diperlihatkan bahwa penerimaan dari sektor migas masih bisa diharapkan, karena perkembangan harga di pasaran internasional menunjukkan perkembangan yang fluktuatif. Bulan Mei 2010 harga minyak mentah Indonesia US\$ 77,02 per barelnya, naik sebesar US\$ 19,16 per barel dibandingkan bulan Mei 2009.

Grafik 1 : PERBANDINGAN NILAI EKSPOR INDONESIA PADA JANUARI - MEI 2009 & 2010

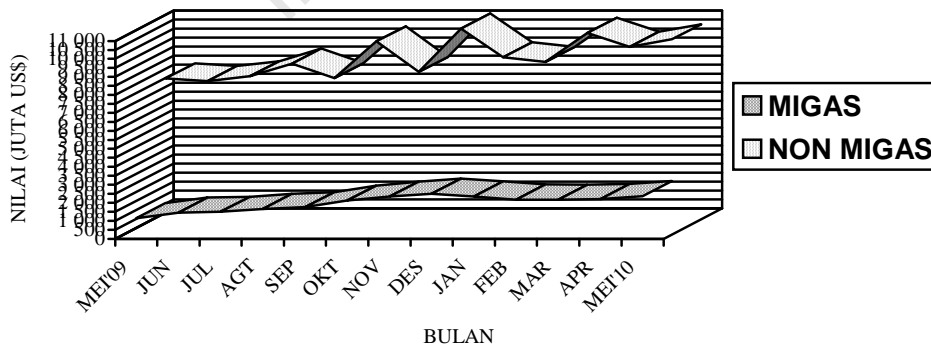


Pada Grafik 1 ditampilkan perbandingan nilai ekspor selama Periode Januari - Mei 2009 dan 2010. Sedangkan trend perkembangannya dari bulan Mei 2009 sampai dengan Mei 2010 disajikan pada Grafik 2, 3, dan 4. Nilai ekspor kelompok migas pada Januari - Mei 2009 senilai US\$ 5 722,2 juta yang terdiri dari minyak mentah, hasil minyak dan gas masing-masing senilai US\$ 2 611,5 juta, US\$ 683,4 juta, dan US\$ 2 427,3 juta. Sedangkan pada Januari - Mei 2010 nilai

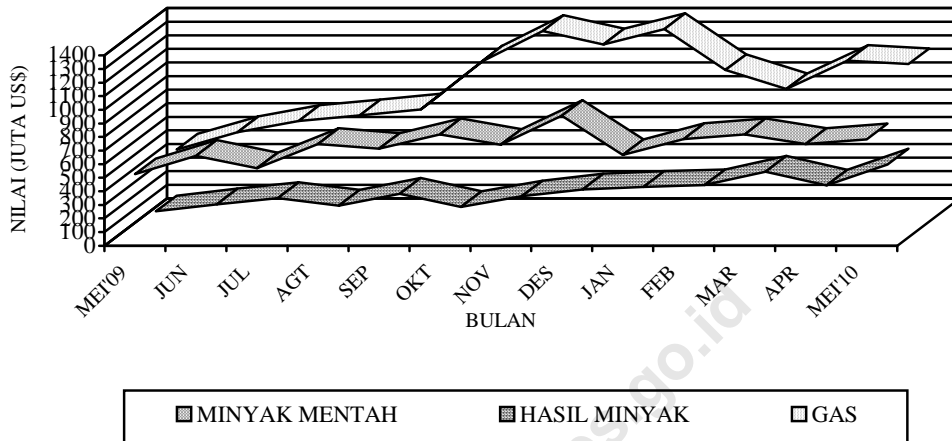
untuk kelompok migas masing-masing sebesar US\$ 3 804,8 juta, US\$ 1 882,4 juta dan US\$ 5 575,4 juta.

Nilai ekspor untuk kelompok non migas yang terdiri dari hasil pertanian, industri serta hasil tambang dan lainnya pada bulan Januari - Mei 2009 masing-masing US\$ 1 538,9 juta, US\$ 27 208,3 juta, dan US\$ 6 222,4 juta. Sementara itu pada periode Januari - Mei 2010 masing-masing mencapai US\$ 1 772,1 juta, US\$ 36 371,8 juta, dan US\$ 10 784,5 juta.

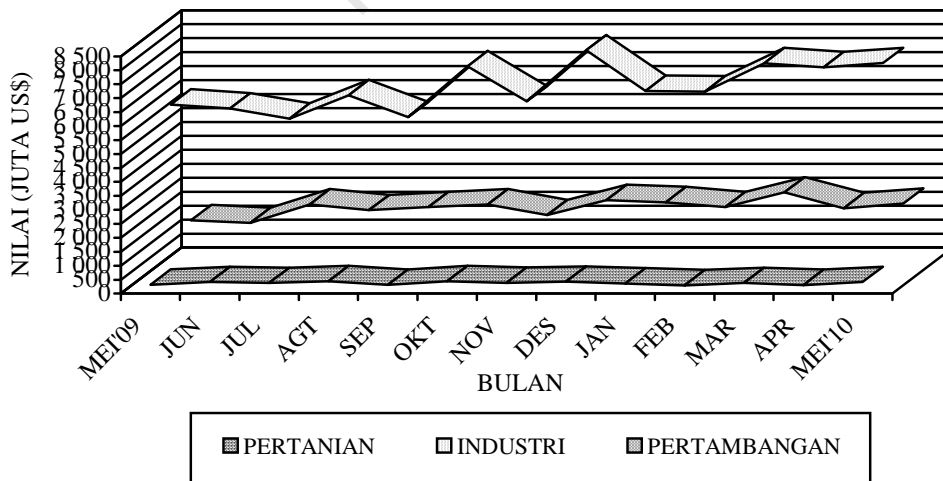
Grafik 2 : PERKEMBANGAN NILAI EKSPOR MIGAS DAN NON MIGAS SELAMA MEI 2009 SAMPAI DENGAN MEI 2010



**Grafik 3 : PERKEMBANGAN NILAI EKSPOR KOMODITI MIGAS
SELAMA MEI 2009 SAMPAI DENGAN MEI 2010**



**Grafik 4 : PERKEMBANGAN NILAI EKSPOR KOMODITI NON MIGAS
SELAMA MEI 2009 SAMPAI DENGAN MEI 2010**



**Tabel A. RINGKASAN EKSPOR NON MIGAS INDONESIA
(JUTA US\$)**

Tahun dan Bulan	Hasil sektor pertanian	Hasil sektor industri	Hasil sektor tambang	Total
[1]	[2]	[3]	[4]	[6]
2008				
Mei	404,2	8 041,7	1 238,9	9 684,7
Juni	459,2	8 162,3	1 201,9	9 823,5
Juli	450,2	7 707,8	1 487,2	9 645,3
Agustus	417,3	7 647,9	1 445,3	9 510,5
September	423,0	8 118,6	1 280,1	9 821,7
Oktober	358,4	7 038,7	1 507,3	8 904,4
November	359,8	6 631,2	1 229,2	8 220,1
Desember	376,7	5 773,7	1 339,2	7 489,6
2009				
Januari	261,6	4 977,6	1 015,3	6 254,6
Februari	339,5	5 022,4	748,0	6 109,8
Maret	307,8	5 373,4	1 651,9	7 333,2
April	307,7	5 614,4	1 278,0	7 200,0
Mei	322,3	6 220,5	1 529,2	8 072,1
Juni	413,2	6 081,5	1 434,7	7 929,3
Juli	379,0	5 720,3	2 096,0	8 195,3
Agustus	443,4	6 556,2	1 890,6	8 890,1
September	316,7	5 773,0	2 003,2	8 092,9
Oktober	443,8	7 591,8	2 095,5	10 131,2
November	388,9	6 340,4	1 708,6	8 220,1
Desember	428,9	8 164,3	2 252,1	10 845,2
2010				
Januari	364,7	6 712,2	2 174,2	9 251,0
Februari	297,8	6 690,5	2 002,8	8 991,2
Maret	381,7	7 702,4	2 521,7	10 605,8
April	309,5	7 559,6	1 961,5	9 830,6
Mei	418,4	7 707,1	2 124,3	10 249,9

Dipandang dari negara tujuan ekspor (Tabel B), pada bulan Mei 2010 kelompok migas yang ditujukan ke kawasan Asia Timur dan Asia Selatan & Tenggara masing-masing sebesar US\$ 1 475,8 juta dan sebesar US\$ 741,0 juta memperlihatkan peningkatan dibanding tahun 2009. Negara yang memperlihatkan peningkatan ekspor kelompok migas adalah Jepang dengan persentase peningkatan sebesar 55,18 persen, Singapura dengan persentase

peningkatan sebesar 579,69 persen dan Malaysia dengan persentase peningkatan sebesar 82,49 persen, sedangkan China, Thailand dan Philipina memperlihatkan penurunan dibanding tahun 2009, dengan persentase penurunan sebesar 48,45 persen, 15,72 persen dan 44,20 persen. Dari Tabel B juga terlihat bahwa ekspor komoditi migas pada bulan Mei 2010 menunjukkan peningkatan menjadi US\$ 2 369,3 juta.

Tabel B : Perkembangan Ekspor Migas & Non Migas Indonesia Menurut Negara Tujuan, Mei 2009 & Mei 2010 (Juta US\$)

Kawasan Negara Ekspor	Migas			Non Migas		
	Mei 2009	Mei 2010	Perubahan (%)	Mei 2009	Mei 2010	Perubahan (%)
• Asia Timur	801,9	1 475,8	84,04	2 385,9	3 551,3	48,85
- Jepang	504,6	783,0	55,18	909,8	1 406,8	54,62
- China	226,1	116,5	-48,45	733,5	1 015,3	38,41
• Asia Selatan & Tenggara	221,8	741,0	234,12	2 553,7	2 927,3	14,63
- Muangthai	53,8	45,3	-15,72	184,9	296,5	60,32
- Singapura	71,7	487,2	579,69	731,4	712,4	-2,60
- Philipina	0,2	0,1	-44,20	158,3	306,1	93,32
- Malaysia	87,2	159,1	82,49	474,2	584,4	23,26
• Asia Barat	0,2	0,0	-100,00	390,5	448,0	14,73
• Afrika	0,0	0,0	-	246,9	282,0	14,22
• Australia & Oseania	82,2	137,4	67,11	173,0	193,2	11,70
• Amerika Utara	30,5	14,9	-51,07	889,4	1 112,8	25,11
- Amerika Serikat	30,5	14,9	-51,07	847,8	1 054,8	24,41
• Amerika Tengah & Selatan	0,0	0,0	-	150,8	265,4	76,06
• Eropa Barat	0,0	0,2	282,85	1 137,4	1 316,9	15,78
• Eropa Timur	0,0	0,0	-100,00	144,6	152,9	5,77
Total Ekspor	1 136,7	2 369,3	108,44	8 072,1	10 249,9	26,98

Pada kelompok non migas nilai ekspor juga mengalami peningkatan hingga mencapai US\$ 10 249,9 juta. Peningkatan terbesar terjadi ke negara Jepang sebesar 54,62 persen.

Pada tabel 1 disajikan ekspor menurut sektor. Disini terlihat bahwa perolehan devisa terbesar pada periode Januari - Mei 2010 berasal dari sektor industri dengan nilai US\$ 36 371,8 juta atau sekitar 60,43 persen dari total ekspor, sedangkan pada periode Januari - Mei 2009 juga berasal dari sektor industri dengan nilai US\$ 27 208,3 juta atau sekitar 66,86 persen dari total ekspor. Dibandingkan periode yang sama tahun sebelumnya, sektor industri mengalami peningkatan 33,68 persen.

Pada tabel 2 disajikan perkembangan ekspor komoditi hasil pertanian, selama periode Januari - Mei 2010, komoditi andalan sektor pertanian antara lain biji coklat dengan nilai US\$ 448,5 juta (25,31 persen); ikan dan lain-lain dengan nilai US\$ 323,5 juta (18,26 persen); udang segar/beku dengan nilai US\$ 319,4 juta (18,02 persen); kopi dengan nilai US\$ 218,2 juta (12,31 persen); rempah-rempah dengan nilai US\$ 106,4 juta (6,01 persen); teh dengan nilai US\$ 63,1 juta (3,56 persen); buah-buahan dengan nilai US\$ 59,2 juta (3,34 persen); bahan nabati lainnya dengan nilai US\$ 49,7

juta (2,80 persen); tembakau dengan nilai US\$ 34,0 juta (1,92 persen); sayur-sayuran dengan nilai US\$ 23,8 juta (1,34 persen).

Pada tabel 3 disajikan perkembangan ekspor komoditi hasil industri, selama periode Januari - Mei 2010, komoditi andalan sektor industri antara lain minyak nabati dengan nilai US\$ 4 508,6 juta (12,40 persen); tekstil dengan nilai US\$ 4 359,0 juta (11,98 persen); alat listrik, ukur, fotografi, dll dengan nilai US\$ 4 137,5 juta (11,38 persen); barang dari logam tidak mulia dengan nilai US\$ 3 943,6 juta (10,84 persen); karet alam olahan dengan nilai US\$ 3 528,0 juta (9,70 persen); kertas dan barang dari kertas dengan nilai US\$ 1 698,0 juta (4,67 persen); bahan kimia dengan nilai US\$ 1 395,8 juta (3,84 persen); makanan olahan dengan nilai US\$ 1 385,2 juta (3,81 persen); kayu olahan dengan nilai US\$ 1 195,2 juta (3,29 persen); meubel dan bagian-bagiannya dengan nilai US\$ 928,7 juta (2,55 persen).

Pada tabel 4 disajikan perkembangan ekspor komoditi hasil pertambangan, selama periode Januari - Mei 2010, komoditi andalan sektor pertambangan antara lain batu bara dengan nilai US\$ 7 552,1 juta (70,03 persen) dan biji tembaga dengan nilai US\$ 2 729,0 juta (25,30 persen). Ekspor batu bara mengalami peningkatan 70,46

persen dibanding periode yang sama tahun sebelumnya, sedangkan biji tembaga mengalami peningkatan 74,27 persen.

Perkembangan ekspor Indonesia menurut komoditi dan negara tujuan yang disajikan pada Tabel 5, memperlihatkan bahwa ekspor selama ini lebih banyak bertumpu pada 15 komoditi utama, (ringkasan disajikan pada Tabel C yang diurut menurut nilai ekspor). Lima belas komoditi tersebut pada periode Januari - Mei 2010 menyumbang sekitar 65,68 persen dari ekspor non migas.

Batu bara mempunyai nilai US\$ 7 552,1 juta, naik US\$ 3 121,6 juta dari tahun lalu, komoditi ini menyumbang sekitar 15,43 persen ekspor non migas nasional pada periode Januari - Mei 2010. Nilai ekspor barang dari minyak kelapa sawit selama periode Januari - Mei 2010 naik US\$ 406,8 juta menjadi US\$ 3 822,0 juta.

Pada periode Januari - Mei 2010 nilai ekspor biji tembaga sebesar US\$ 2 729,0 juta, yang naik dibanding tahun lalu sebesar US\$ 1 163,0 juta atau naik sekitar 74,27 persen. Komoditi crumb rubber diekspor dengan nilai US\$ 2 599,8 juta atau 5,31 persen, pakaian jadi diekspor dengan nilai US\$ 2 501,5 juta atau sekitar 5,11 persen dari perolehan devisa non migas.

Selama periode Januari - Mei 2010, alat listrik nilai ekspornya mencapai US\$ 2 362,6 juta, sedangkan tahun sebelumnya senilai US\$ 1 613,8 juta, atau terjadi peningkatan sekitar US\$ 748,8 juta (46,40 persen). Kertas dan barang dari kertas nilai ekspornya naik US\$ 387,1 juta (29,53 persen) menjadi US\$ 1 698,0 juta.

Perolehan devisa dari audio visual pada periode Januari - Mei 2010 diekspor dengan nilai US\$ 1 555,8 juta atau sekitar 3,18 persen dari kelompok non migas. Tembaga pada periode Januari - Mei 2010 diekspor dengan nilai US\$ 1 347,5 juta, sedangkan tahun sebelumnya US\$ 703,5 juta.

Textil lainnya nilai ekspornya naik US\$ 409,0 juta menjadi US\$ 1 306,3 juta. Sedangkan nilai ekspor bahan kimia organik dalam periode Januari - Mei 2010 naik 109,03 persen menjadi US\$ 1 099,9 juta. Besi/baja nilai ekspornya naik US\$ 85,7 juta menjadi US\$ 996,9 juta. Alas kaki (kulit, karet dan kanvas) nilai ekspornya naik US\$ 172,4 juta menjadi US\$ 922,5 juta. Damar tiruan, bahan plastik nilai ekspornya naik US\$ 157,0 juta menjadi US\$ 838,1 juta. Meubel dan bagian-bagiannya dari bahan lainnya nilai ekspornya naik US\$ 218,8 juta menjadi US\$ 802,5 juta.

**Tabel C : Ekspor Utama Barang Bukan Migas
Periode Januari - Mei, 2009 dan 2010**

HS	Nilai FOB (Juta US\$)		Perubahan		% Peran 2010 (Terhadap Non Migas)
	2009	2010	Absolut	Persen	
Batu Bara	4 430,5	7 552,1	3 121,6	70,46	15,43
Minyak kelapa sawit	3 415,2	3 822,0	406,8	11,91	7,81
Biji Tembaga	1 565,9	2 729,0	1 163,0	74,27	5,58
Crumb Rubber	1 018,8	2 599,8	1 581,0	155,18	5,31
Pakaian Jadi	2 302,6	2 501,5	199,0	8,64	5,11
Alat Listrik	1 613,8	2 362,6	748,8	46,40	4,83
Kertas dan barang dari Kertas	1 310,9	1 698,0	387,1	29,53	3,47
Audio Visual	1 240,4	1 555,8	315,4	25,43	3,18
Tembaga	703,5	1 347,5	644,0	91,55	2,75
Textil lainnya	897,3	1 306,3	409,0	45,59	2,67
Bahan Kimia Organik	526,2	1 099,9	573,7	109,03	2,25
Besi/baja	911,2	996,9	85,7	9,40	2,04
Alas Kaki (Kulit,Karet dan Kanvas)	750,1	922,5	172,4	22,99	1,89
Damar Tiruan, Bahan Plastik	681,1	838,1	157,0	23,05	1,71
Meubel dan bagian- bagiannya dari bahan lainnya	583,7	802,5	218,8	37,49	1,64
Total Komoditi Utama	21 951,1	32 134,4	10 183,3	46,39	65,68

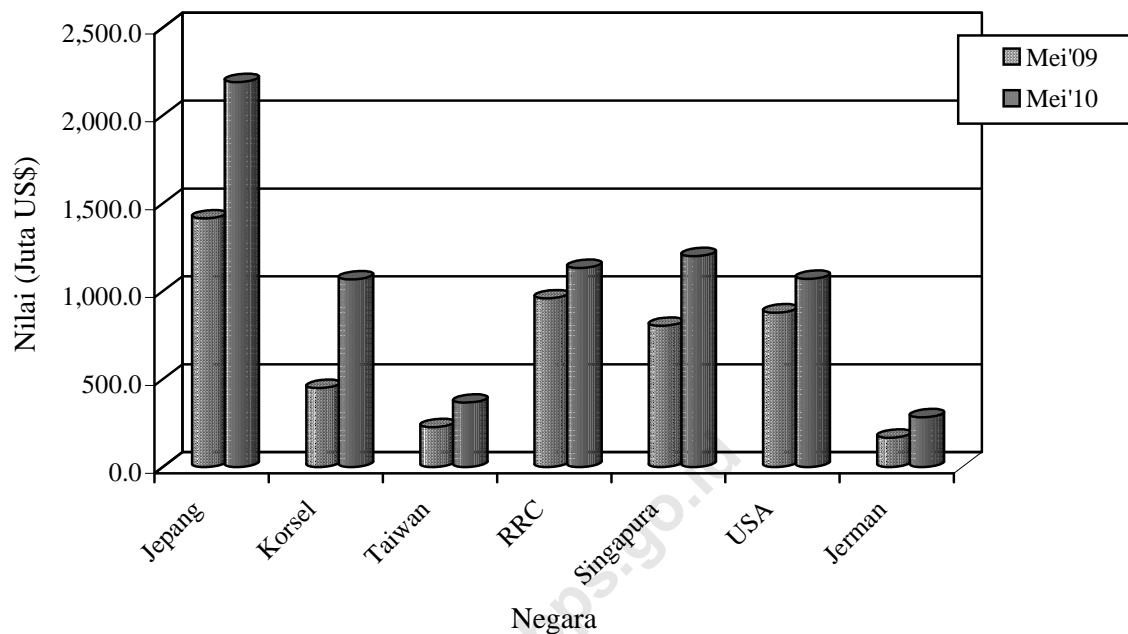
Nilai ekspor periode Januari - Mei 2010, menurut negara kelompok ekonomi, ke kelompok negara APEC adalah yang terbesar yaitu mencapai 74,27 persen dari total ekspor yaitu US\$ 44 702,2 juta, diantaranya US\$ 13 697,3 juta ke ASEAN dan US\$ 5 955,3 juta ke NAFTA. Sementara nilai ekspor ke Uni Eropa sebesar 10,64 persen (US\$ 6 403,7 juta) dan ke Timur Tengah sebesar 3,17 persen (US\$ 1 909,7 juta). Ditinjau dari perkembangannya, nilai ekspor ke negara-negara APEC naik 57,14 persen dibanding keadaan tahun 2009 yang terdiri dari peningkatan ekspor menuju Jepang sebesar 56,61 persen, menuju ASEAN sebesar 69,82 persen, menuju NAFTA sebesar 33,87 persen dan ke Korea Selatan naik sebesar 111,06 persen

Nilai ekspor periode Januari - Mei 2010, menuju tujuh negara tujuan utama yaitu Jepang, Korea Selatan, Taiwan, RR China, Singapura, Amerika dan Jerman

mencapai sebesar US\$ 35 130,6 juta atau sekitar 58,49 persen dari total ekspor. Dibandingkan periode tahun sebelumnya nilai ini naik US\$ 12 965,2 juta atau sekitar 58,37 persen.

Selain tujuh negara tujuan utama di atas, negara tujuan yang membeli produk nasional di atas US\$ 100 juta pada bulan Mei 2010 antara lain Hongkong, Malaysia dan Australia masing-masing dengan nilai US\$ 271,5 juta, US\$ 743,5 juta dan US\$ 292,2 juta. Sedangkan dari kawasan Eropa antara lain ke Belanda dan Inggris masing-masing dengan nilai US\$ 290,6 juta dan US\$ 130,9 juta.

Grafik 5: EKSPOR INDONESIA MENURUT NEGARA TUJUAN UTAMA BULAN MEI 2009 & 2010



Perbandingan nilai ekspor bulan Mei 2009 dan 2010 ke beberapa negara tertentu disajikan pada Grafik 5.

TABEL 1. RINGKASAN PERKEMBANGAN EKSPOR INDONESIA

JENIS BARANG	BERAT BERSIH (RIBU TON)		PERUB	NILAI FOB (JUTA US \$)		PERUB
	JAN-MEI 2009	JAN-MEI 2010	%	JAN-MEI 2009	JAN-MEI 2010	%
	(1)	(2)	(3)	(4)	(5)	(6)
Total Ekspor	122,388.4	197,662.6	61.50	40,691.9	60,191.1	47.92
MIGAS	17,561.8	21,274.5	21.14	5,722.2	11,262.6	96.82
MINYAK MENTAH	7,791.5	6,758.8	-13.25	2,611.5	3,804.8	45.69
HASIL MINYAK	1,894.9	3,428.0	80.91	683.4	1,882.4	175.42
GAS ALAM	7,875.4	11,087.7	40.79	2,427.3	5,575.4	129.70
NON MIGAS	104,826.5	176,388.0	68.27	34,969.7	48,928.5	39.92
HASIL PERTANIAN	972.4	1,128.2	16.02	1,538.9	1,772.1	15.15
HASIL INDUSTRI	21,764.8	22,237.5	2.17	27,208.3	36,371.8	33.68
HASIL TAMBANG	82,088.4	153,021.5	86.41	6,218.1	10,781.0	73.38
LAINNYA	1.0	0.8	-13.22	4.3	3.5	-18.01

TABEL 2. PERKEMBANGAN EKSPOR KOMODITI HASIL PERTANIAN

JENIS BARANG	BERAT BERSIH (TON)		PERUB	NILAI FOB (RIBU US \$)		PERUB
	JAN-MEI 2009	JAN-MEI 2010	%	JAN-MEI 2009	JAN-MEI 2010	%
	(1)	(2)	(3)	(4)	(5)	(6)
TOTAL PERTANIAN	972,398	1,128,217	16.02	1,538,921	1,772,116	15.15
KARET ALAM	5,239	4,459	-14.89	5,221	9,791	87.54
KOPI	158,207	118,999	-24.78	278,189	218,206	-21.56
KAYU BULAT	123	0	-100.00	20	0	-100.00
UDANG SEGAR/BEKU	51,241	44,009	-14.11	330,675	319,385	-3.41
TEH	35,202	31,695	-9.96	54,555	63,149	15.75
REMPAH-REMPAH	43,493	40,025	-29.60	86,966	106,433	22.38
-LADA HITAM	14,778	10,403	-29.60	30,468	30,176	-0.96
-LADA PUTIH	4,547	4,200	-7.64	17,181	20,436	18.94
-KAYU MANIS DAN BUNGANYA	10,531	11,928	13.27	8,528	12,039	41.16
-BIJI PALA & BUNGANYA DAN KAPULAC	8,078	8,370	3.60	22,516	33,881	50.48
-PANILI	53	92	74.96	608	1,192	96.07
-LAINNYA	5,505	5,032	-8.60	7,665	8,710	13.64
TEBAKAU	16,942	13,499	-20.32	48,019	33,971	-29.26
BIJI COKLAT	129,666	159,237	22.81	293,367	448,492	52.88
IKAN DAN LAIN-LAIN	167,043	243,945	-10.27	250,467	323,521	29.17
-IKAN TONGKOL/TUNA	28,338	25,427	-10.27	60,392	67,810	12.28
-UBUR-UBUR	1,973	3,596	82.26	3,747	5,320	41.98
-KEPITING, KERANG-KERANGAN	18,593	26,885	44.59	51,862	73,723	42.15
-BEKICOT	1,150	913	-20.58	3,041	2,434	-19.97
-IKAN LAINNYA	116,989	187,124	59.95	131,426	174,234	32.57
BIJI-BIJIAN	41,980	85,242	255.19	6,702	10,660	59.06
-BIJI BUNGA	16	56	255.19	1,013	854	-15.69
-BIJI KAPAS	416	887	113.08	95	212	123.80
-BIJI LAINNYA	41,548	84,299	102.90	5,594	9,594	71.50
BULU BEBEK	65	134	106.25	49	117	140.66
DAMAR DAN GETAH DAMAR	15,951	17,152	7.53	13,334	17,761	33.20
KOPAL DAN LAIN-LAIN	11,473	10,941	-4.63	8,098	8,477	4.68
SAYUR-SAYURAN	26,448	36,110	36.53	13,779	23,818	72.86
BUAH-BUAHAN	101,129	105,672	4.49	49,050	59,216	20.73
KULIT KERANG DAN LAIN-LAIN	2,058	6,762	228.66	831	4,217	407.26
TANAMAN OBAT	4,700	4,476	-4.77	4,644	4,936	6.28

TABEL 2. PERKEMBANGAN EKSOR KOMODITI HASIL PERTANIAN

JENIS BARANG	BERAT BERSIH (TON)		PERUB	NILAI FOB (RIBU US \$)		PERUB
	JAN-MEI 2009	JAN-MEI 2010	%	JAN-MEI 2009	JAN-MEI 2010	%
	(1)	(2)	(3)	(4)	(5)	(6)
BAHAN NABATI LAINNYA	44,960	85,006	21.44	32,479	49,676	52.95
-GANGGANG LAUT	34,096	41,407	21.44	31,722	47,428	49.51
-LAINNYA	10,864	43,599	301.30	757	2,248	197.16
HASIL PERTANIAN LAINNYA	116,479	120,853	63.12	62,476	70,289	12.51
-MUTIARA	1	2	63.12	6,140	11,988	95.24
-LAINNYA	116,478	120,851	3.75	56,336	58,301	3.49

TABEL 3. PERKEMBANGAN EKSPOR KOMODITI HASIL INDUSTRI

JENIS BARANG	BERAT BERSIH (TON)		PERUB	NILAI FOB (RIBU US \$)		PERUB
	JAN-MEI 2009	JAN-MEI 2010	%	JAN-MEI 2009	JAN-MEI 2010	%
	(1)	(2)	(3)	(4)	(5)	(6)
TOTAL INDUSTRI	21,764,795	22,237,465	2.17	27,208,323	36,371,764	33.68
KAYU OLAHAN	894,124	1,548,128	73.14	842,440	1,195,198	41.87
-KAYU LAPIS	540,063	792,347	46.71	430,031	684,123	59.09
-KAYU GERGAJIAN	15,118	13,313	-11.94	16,685	12,882	-22.79
-KAYU OLAHAN LAIN	338,943	742,468	119.05	395,723	498,193	25.89
BARANG DARI LOGAM TIDAK MULIA	1,127,986	1,221,625	8.30	2,474,386	3,943,577	59.38
-TIMAH	43,161	35,367	-18.06	476,234	548,977	15.27
-ALUMINIUM	106,816	127,375	19.25	193,353	322,019	66.54
-NIKEL	18,520	52,725	184.69	122,085	632,232	417.86
-BESI/BAJA	808,072	745,595	-7.73	911,247	996,949	9.40
-TEMBAGA	131,089	128,922	-1.65	703,496	1,347,514	91.55
-SENG	1,532	1,395	-8.89	1,484	1,641	10.61
-LOGAM TIDAK MULIA LAIN	18,797	130,245	592.90	66,486	94,244	41.75
TEKSTIL	696,803	801,443	15.02	3,669,428	4,358,978	18.79
-PAKAIAN JADI	150,984	169,218	12.08	2,302,562	2,501,540	8.64
-KAIN TENUN	86,705	100,099	15.45	469,573	551,108	17.36
-TEKSTIL LAINNYA	459,114	532,126	15.90	897,293	1,306,329	45.59
KARET ALAM OLAHAN	959,461	1,142,674	19.10	1,649,534	3,528,043	113.88
-BARANG DARI KARET	166,371	227,842	36.95	563,080	800,077	42.09
-SHEET	32,406	21,612	-33.31	47,386	65,288	37.78
-CRUMB RUBBER	746,701	872,226	16.81	1,018,818	2,599,824	155.18
-CREPE	13,983	20,994	50.14	20,249	62,854	210.41
MAKANAN TERNAK	1,256,154	1,297,765	3.31	94,849	111,987	18.07
-BUNGKIL KELAPA	50,615	112,509	122.28	7,585	11,008	45.13
-DEDAK/BEKATUL	130,373	142,741	9.49	16,649	24,573	47.60
-LAINNYA	1,075,166	1,042,515	-3.04	70,615	76,406	8.20
MINYAK ATSIRI DAN LAINNYA	27,605	34,867	26.31	130,741	172,769	32.15
-MINYAK ATSIRI LAINNYA	1,466	1,858	26.73	31,632	45,872	45.02
-WANGI-WANGIAN DARI MINYAK ATSIR	26,139	33,009	26.28	99,109	126,897	28.04
ROTAN OLAHAN	10,373	13,606	31.16	10,371	13,122	26.52
MINYAK NABATI	7,098,477	6,008,657	-15.35	3,974,904	4,508,580	13.43
-MINYAK KELAPA SAWIT	6,153,062	5,201,530	-15.46	3,415,236	3,821,986	11.91
-MINYAK BIJI KELAPA SAWIT	670,300	538,543	-19.66	391,851	464,487	18.54
-MINYAK NABATI LAIN	275,115	268,584	-2.37	167,817	222,107	32.35
ASAM BERLEMAK	360,742	346,706	-3.89	195,122	294,440	50.90
-STEARIN	60,661	83,600	37.82	37,995	76,395	101.07
-ASAM BERLEMAK LAIN	300,081	263,106	-12.32	157,127	218,045	38.77

TABEL 3. PERKEMBANGAN EKSPOR KOMODITI HASIL INDUSTRI

JENIS BARANG	BERAT BERSIH (TON)		PERUB	NILAI FOB (RIBU US \$)		PERUB
	JAN-MEI 2009	JAN-MEI 2010	%	JAN-MEI 2009	JAN-MEI 2010	%
	(1)	(2)	(3)	(4)	(5)	(6)
ALAT LISTRIK, UKUR, FOGRAFI, DLL	224,339	275,881	22.98	3,027,312	4,137,454	36.67
-ALAT LISTRIK	167,948	211,514	25.94	1,613,786	2,362,575	46.40
-DIODE TRANSISTOR	449	360	-19.80	37,574	86,015	128.92
-AUDIO VISUAL	51,573	60,002	16.34	1,240,390	1,555,788	25.43
-FOTOGRAFI DAN OPTIK	1,292	1,176	-8.94	73,591	72,207	-1.88
-ALAT UKUR	371	182	-51.01	12,260	7,114	-41.97
-LONCENG, ARLOJI DAN BAGIANNYA	2,705	2,646	-2.18	49,712	53,756	8.13
MAKANAN OLAHAN	538,487	668,838	24.21	1,090,770	1,385,165	26.99
-COKLAT OLAHAN	38,146	42,119	10.41	124,389	160,149	28.75
-GULA TETES	31,234	86,240	176.11	3,085	13,004	321.46
-KERUPUK UDANG	3,056	3,016	-1.31	5,146	5,290	2.80
-BUAH/SAYURAN OLAHAN	165,147	150,622	-8.80	113,206	105,287	-6.99
-MINUMAN OLAHAN	42,643	52,329	22.71	25,561	29,530	15.52
-ROKOK DAN TEMBAKAU OLAHAN	31,865	43,480	36.45	195,969	276,898	41.30
-DAGING TERNAK	1,709	1,763	3.18	7,187	8,115	12.92
-DAGING UNGGAS	0	182	1,300,664.29	1	109	8,991.25
-IKAN OLAHAN	75,111	92,155	22.69	308,543	342,599	11.04
-BERAS GILING	708	120	-83.12	439	136	-69.07
-KOPI OLAHAN	57	20	-65.02	171	53	-68.98
-TEH OLAHAN	3,453	3,669	6.24	9,567	13,065	36.56
-GULA PASIR	273	209	-23.19	223	382	71.04
-GULA LAINNYA	6,078	6,584	8.33	4,079	4,935	20.97
-MAKANAN OLAHAN LAINNYA	139,006	186,329	34.04	293,203	425,613	45.16
SEMEN	1,473,274	935,980	-36.47	58,131	34,477	-40.69
BARANG ANYAMAN	6,207	6,027	-2.90	17,939	19,440	8.37
-DARI ROTAN	1,428	1,667	16.77	5,093	6,218	22.08
-DARI BAHAN LAINNYA	4,780	4,360	-8.78	12,846	13,223	2.93
MEUBEL DAN BAGIAN-BAGIANNYA	276,310	351,547	27.23	697,402	928,718	33.17
-DARI ROTAN	47,673	43,914	-7.88	113,747	126,253	10.99
-DARI BAHAN LAINNYA	228,637	307,632	34.55	583,655	802,465	37.49
BAHAN KIMIA	1,398,888	1,839,741	31.51	688,753	1,395,755	102.65
-AN ORGANIK	579,703	545,149	-5.96	137,253	160,906	17.23
-ORGANIK	761,692	1,113,953	46.25	526,198	1,099,888	109.03
-LAINNYA	57,492	180,639	214.20	25,302	134,961	433.40
PUPUK	133,100	144,614	8.65	53,338	44,667	-16.26
PRODUK PHARMASI	4,641	6,886	48.37	79,180	122,287	54.44
KULIT DAN BARANG DARI KULIT	3,579	5,282	47.58	66,017	78,518	18.93
KACA DAN BARANG DARI KACA	277,639	334,500	20.48	135,995	168,383	23.82
KERTAS DAN BARANG DARI KERTAS	1,733,493	1,870,514	7.90	1,310,856	1,697,961	29.53
INDUSTRI LAINNYA	3,263,114	3,382,185	3.65	6,940,854	8,232,246	18.61
-GLISEROL DAN LARUTAN ALKALI	20,357	13,960	-31.43	3,306	2,692	-18.58
-MARGARIN DAN LEMAK LAINNYA	146,867	135,191	-7.95	103,784	119,386	15.03
-SABUN MANDI DAN CUCI	222,685	244,778	9.92	211,398	247,405	17.03
-BAHAN CELUP ORGANIK SINTETIK	8,092	9,683	19.65	37,728	43,147	14.36
-PREPARAT PEMBASMI KUMAN, DLL	25,209	31,172	23.65	77,206	94,930	22.96
-DAMAR TIRUAN, BAHAN PLASTIK	513,475	493,832	-3.83	681,063	838,080	23.05
-BAHAN KERTAS	961,620	923,881	-3.92	321,516	541,266	68.35
-ALAS KAKI (KULIT, KARET DAN KANVA)	51,263	64,747	26.30	750,062	922,500	22.99
-PRODUK KERAMIK	161,102	176,019	9.26	88,016	134,608	52.94
-EMAS BATANGAN	12	14	21.33	341,071	489,963	43.65
-PESAWAT UDARA DAN BAGIANNYA	1,335	1,023	-23.40	49,174	52,409	6.58
-KAPAL LAUT DAN SEJENISNYA	189,142	107,551	-43.14	596,669	535,263	-10.29
-PERLENGKAPAN OLAHRAGA DAN MAI	9,204	11,436	24.25	84,732	117,633	38.83

TABEL 3. PERKEMBANGAN EKSPOR KOMODITI HASIL INDUSTRI

JENIS BARANG	BERAT BERSIH (TON)		PERUB	NILAI FOB (RIBU US \$)		PERUB
	JAN-MEI 2009	JAN-MEI 2010	%	JAN-MEI 2009	JAN-MEI 2010	%
(1)	(2)	(3)	(4)	(5)	(6)	(7)
-PENA DAN PENSIL	3,597	5,021	39.61	28,989	35,981	24.12
-BATU SEMI PERMATA	4	0	-99.21	245	4	-98.24
-KOPER, TAS, DOMPET PLASTIK/TEKST	2,992	4,274	42.85	20,250	26,549	31.11
-BARANG DARI LOGAM MULIA	142	138	-2.97	146,194	90,175	-38.32
-PETI KEMAS	426	635	49.13	1,982	3,122	57.52
-KOMPUTER DAN BAGIANNYA	16,359	12,860	-21.39	390,756	364,922	-6.61
-KENDARAAN BERMOTOR RODA 2 DAN	2,809	2,287	-18.59	22,257	17,905	-19.55
-KENDARAAN BERMOTOR RODA 4 DAN	41,529	48,075	15.76	299,625	360,015	20.16
-SUKU CADANG MESIN	20,905	34,916	67.02	325,683	333,351	2.35
-SUKU CADANG KENDARAAN	47,413	77,154	62.73	320,456	541,832	69.08
-UBI KAYU OLAHAN	9,107	25,360	178.46	1,307	4,495	243.77
-INDUSTRI LAINNYA	807,467	958,178	18.66	2,037,384	2,314,613	13.61

TABEL 4. PERKEMBANGAN EKSPOR KOMODITI HASIL PERTAMBANGAN

JENIS BARANG	BERAT BERSIH (TON)		PERUB	NILAI FOB (RIBU US \$)		PERUB
	JAN-MEI 2009	JAN-MEI 2010	%	JAN-MEI 2009	JAN-MEI 2010	%
(1)	(2)	(3)	(4)	(5)	(6)	(7)
TOTAL PERTAMBANGAN	82,088,369	153,021,499	86.41	6,218,082	10,781,033	73.38
BIJI TEMBAGA	912,434	1,146,383	25.64	1,565,947	2,728,984	74.27
BIJI NIKEL	2,727,591	6,493,482	138.07	72,089	194,792	170.21
BAUKSIT	4,504,050	10,282,559	128.3	70,132	172,446	145.89
BIJI TIMAH/TIN	3	0	-100.0	60	0	-100.00
BATU BARA	70,153,469	129,528,331	84.64	4,430,494	7,552,051	70.46
GRANIT	1,216,749	608,229	-50.01	11,617	4,569	-60.67
PASIR ALAM	33	1	-97.0	9	0	-97.40
HASIL TAMBANG LAIN	2,574,041	4,962,513	92.79	67,733	128,191	89.26

TABEL 5. PERKEMBANGAN EKSPOR INDONESIA MENURUT KOMODITI DAN NEGARA TUJUAN

JENIS BARANG	BERAT BERSIH (KG)		PERUB %	NILAI FOB (US \$)		PERUB %
	JAN-MEI 2009	JAN-MEI 2010		JAN-MEI 2009	JAN-MEI 2010	
(1)	(2)	(3)	(4)	(5)	(6)	(7)
MINYAK MENTAH	7,791,513,522	6,758,813,047	-13.25	2,611,477,364	3,804,784,820	45.69
JAPAN	1,432,941,958	1,573,890,268	9.84	480,331,482	898,060,170	86.97
KOREA, REPUBLIC OF	1,010,056,253	1,606,048,888	59.01	308,809,631	884,816,107	186.52
TAIWAN	255,255,933	83,568,337	-67.26	76,683,805	44,745,888	-41.65
CHINA	1,395,240,497	336,115,440	-75.91	472,723,163	195,118,368	-58.72
THAILAND	462,595,000	562,306,162	21.55	171,902,010	322,037,311	87.34
SINGAPORE	680,682,630	495,000,240	-27.28	222,690,028	278,822,406	25.21
PHILIPPINES	0	26,969,288	-	0	14,579,481	-
MALAYSIA	330,018,230	372,038,357	12.73	107,833,783	202,703,568	87.98
AUSTRALIA	1,467,580,585	1,037,173,881	-29.33	518,086,312	582,755,948	12.48
NEW ZEALAND	172,606,597	13,483,565	-92.19	64,208,563	7,945,715	-87.63
UNITED STATES	503,449,334	652,218,621	29.55	165,258,133	373,199,858	125.83
CHILE	81,086,505	0	-100.00	22,950,454	0	-100.00
HASIL MINYAK	1,894,883,600	3,428,039,125	80.91	683,448,080	1,882,363,613	175.42
JAPAN	557,474,454	604,609,945	8.46	178,811,562	295,231,706	65.11
KOREA, REPUBLIC OF	323,930,120	449,848,616	38.87	129,777,451	266,518,984	105.37
TAIWAN	3,306,585	3,520,294	6.46	1,116,251	708,644	-36.52
CHINA	204,989,113	712,504,782	247.58	72,408,549	319,896,247	341.79
THAILAND	10,496,364	573,880	-94.53	4,865,105	619,425	-87.27
SINGAPORE	344,825,059	879,589,020	155.08	131,181,962	539,909,230	311.57
PHILIPPINES	1,355,113	35,614,332	2,528.14	976,697	23,187,041	2,274.03
MALAYSIA	297,834,256	547,235,476	83.74	106,223,323	296,799,246	179.41
MYANMAR (FORM. BURMA)	40,648	41,258	1.50	59,727	59,953	0.38
CAMBODIA	0	78,229	-	0	115,729	-
VIET NAM	190,936	0	-100.00	169,257	0	-100.00
INDIA	147,047,683	31,324,060	-78.70	55,365,167	21,904,610	-60.44
PAKISTAN	308,501	303,712	-1.55	419,977	393,312	-6.35
BANGLADESH	348,510	32,702,849	9,283.62	214,463	27,811,536	12,867.99
YEMEN	1,000,000	27,290	-97.27	502,800	53,546	-89.35
SYRIA ARAB REPUBLIC	0	15,340	-	0	20,260	-
UNITED ARAB EMIRATES	266,503	239,221	-10.24	331,257	301,897	-8.86
QATAR	200,000	0	-100.00	132,000	0	-100.00
TANZANIA, UNITED REPUBLIC OF	0	4,015	-	0	4,929	-
KENYA	0	97,054,800	-	0	63,686,874	-
NIGERIA	0	16,603	-	0	19,927	-
SOUTH AFRICA	0	13,804	-	0	37,990	-
AUSTRALIA	62,057	120,902	94.82	82,245	178,721	117.30
NEW ZEALAND	90,809	92,249	1.59	113,617	120,099	5.71
FIJI	29	0	-100.00	99	0	-100.00
EAST TIMOR	765,202	10,094,322	1,219.17	345,974	5,586,967	1,514.85
UNITED STATES	0	11,967,999	-	0	10,291,146	-
UNITED KINGDOM	10	0	-100.00	50	0	-100.00
NETHERLANDS	16,000	8,645,000	53,931.25	10,000	7,377,944	73,679.44
GERMANY, FED. REP. OF	95,130	950,132	898.77	47,565	689,852	1,350.34
BELGIUM	0	600,000	-	0	573,000	-
FINLAND	13,600	235,395	1,630.85	15,436	248,106	1,507.32
UKRAINE	16,660	15,600	-6.36	18,659	16,692	-10.54
RUSSIA FEDERATION	210,258	0	-100.00	258,887	0	-100.00
GAS ALAM	7,875,428,773	11,087,692,915	40.79	2,427,306,937	5,575,446,792	129.70
JAPAN	5,629,834,589	5,328,843,391	-5.35	1,649,097,883	2,374,901,137	44.01
KOREA, REPUBLIC OF	1,105,523,517	1,657,284,969	49.91	376,713,214	1,035,128,597	174.78
TAIWAN	0	738,264,538	-	0	464,517,258	-
CHINA	1,065,728,182	6,148,646	-99.42	382,782,864	7,157,620	-98.13
THAILAND	12,831,317	31,125,361	142.57	5,193,681	26,871,585	417.39
SINGAPORE	0	2,339,589,031	-	0	1,508,287,706	-
MALAYSIA	30	980,370,271	3,267,900,803.33	1,303	151,045,981	11,592,070.45
INDIA	61,470,338	6,002,908	-90.23	13,477,600	7,473,746	-44.55
EAST TIMOR	40,800	63,800	56.37	40,392	63,162	56.37
KARET ALAM	5,239,062	4,458,821	-14.89	5,220,566	9,790,780	87.54
JAPAN	72,004	90,000	24.99	396,380	549,000	38.50
HONG KONG	500	0	-100.00	1,500	0	-100.00
KOREA, REPUBLIC OF	117,708	55,108	-53.18	186,097	149,445	-19.70
TAIWAN	0	383	-	0	400	-
CHINA	3,735,069	1,252,294	-66.47	3,347,555	2,098,892	-37.30
SINGAPORE	199,410	186,950	-6.25	93,966	310,978	230.95
MALAYSIA	0	156,120	-	0	332,563	-
VIET NAM	0	100,800	-	0	299,376	-
INDIA	0	161,280	-	0	511,661	-
PAKISTAN	0	241,920	-	0	784,627	-
IRAN (ISLAMIC REPUBLIC OF)	20,160	0	-100.00	32,256	0	-100.00
TURKEY	280,000	773,269	176.17	272,900	1,584,826	480.74
UNITED ARAB EMIRATES	0	443,520	-	0	1,250,162	-
UNITED STATES	214,200	84,013	-60.78	289,170	159,605	-44.81
BRAZIL	600,000	463,190	-22.80	600,000	923,204	53.87
GERMANY, FED. REP. OF	11	107,554	977,663.64	742	166,665	22,361.59

TABEL 5. PERKEMBANGAN EKSPOR INDONESIA MENURUT KOMODITI DAN NEGARA TUJUAN

JENIS BARANG	BERAT BERSIH (KG)		PERUB	NILAI FOB (US \$)		PERUB
	JAN-MEI 2009	JAN-MEI 2010	%	JAN-MEI 2009	JAN-MEI 2010	%
(1)	(2)	(3)	(4)	(5)	(6)	(7)
BELGIUM	0	150,980	-	0	317,913	-
ITALY	0	170,490	-	0	306,211	-
SPAIN	0	20,950	-	0	45,252	-
KOPI	158,207,209	118,998,749	-24.78	278,188,549	218,206,450	-21.56
JAPAN	21,488,643	22,495,487	4.69	42,435,808	40,212,391	-5.24
HONG KONG	458,336	106,199	-76.83	795,117	202,697	-74.51
KOREA, REPUBLIC OF	738,013	2,627,663	256.05	1,269,248	3,753,785	195.75
TAIWAN	1,894,854	2,045,249	7.94	4,374,665	5,305,023	21.27
CHINA	489,059	288,379	-41.03	745,953	603,526	-19.09
MACAU	18,000	0	-100.00	29,580	0	-100.00
SINGAPORE	3,292,058	2,364,793	-28.17	6,479,416	3,408,977	-47.39
PHILIPPINES	1,223,100	680,099	-44.40	1,558,516	915,815	-41.24
MALAYSIA	4,983,357	8,859,413	77.78	7,321,339	11,101,315	51.63
VIET NAM	0	3,450	-	0	5,779	-
INDIA	528,300	324,301	-38.61	782,470	468,562	-40.12
IRAN (ISLAMIC REPUBLIC OF)	808,800	373,200	-53.86	1,222,427	570,800	-53.31
SAUDI ARABIA	21,000	5,999	-71.43	48,334	18,125	-62.50
ISRAEL	19,200	19,200	0.00	27,456	64,800	136.01
JORDAN	19,200	0	-100.00	51,470	0	-100.00
OMAN	120,000	0	-100.00	205,200	0	-100.00
UNITED ARAB EMIRATES	159,900	272,266	70.27	314,291	519,627	65.33
EGYPT	4,070,200	4,988,350	22.56	6,886,392	7,489,992	8.77
MOROCCO	2,419,199	1,762,798	-27.13	3,784,538	2,421,455	-36.02
ALGERIA	12,160,435	2,164,200	-82.20	17,468,498	2,687,574	-84.61
SOUTH AFRICA	1,751,400	511,798	-70.78	2,538,032	668,660	-73.65
AUSTRALIA	1,643,874	1,112,040	-32.35	3,229,797	3,295,737	2.04
NEW ZEALAND	166,096	226,633	36.45	518,097	796,507	53.74
EAST TIMOR	0	150	-	0	24	-
UNITED STATES	24,216,023	16,819,191	-30.55	64,828,308	52,443,153	-19.10
CANADA	1,305,299	963,900	-26.15	4,117,283	3,465,626	-15.83
MEXICO	510,000	1,318,880	158.60	1,265,472	2,694,682	112.94
ARGENTINA	19,020	0	-100.00	24,673	0	-100.00
BRAZIL	0	2	-	0	12	-
ECUADOR	2,049,600	2,227,200	8.67	3,097,124	2,838,384	-8.35
COSTA RICA	0	37,200	-	0	67,332	-
UNITED KINGDOM	3,690,648	6,571,740	78.06	5,645,698	10,197,384	80.62
NETHERLANDS	1,021,113	517,257	-49.34	2,090,820	1,076,537	-48.51
FRANCE	1,624,000	922,200	-43.21	2,340,204	1,305,019	-44.23
GERMANY, FED. REP. OF	28,471,615	15,943,800	-44.00	38,643,997	24,309,467	-37.09
BELGIUM	9,915,355	2,220,897	-77.60	14,925,422	5,230,432	-64.96
SWITZERLAND	204,000	911,599	346.86	303,126	1,229,223	305.52
DENMARK	166,800	247,700	48.50	316,668	562,600	77.66
NORWAY	54,000	92,400	71.11	152,640	303,370	98.75
SWEDEN	365,999	256,497	-29.92	510,224	553,719	8.52
FINLAND	0	38,400	-	0	72,192	-
IRELAND	126,000	105,600	-16.19	390,600	364,260	-6.74
ITALY	9,855,239	8,267,880	-16.11	14,848,945	12,294,205	-17.20
SPAIN	3,817,485	1,310,440	-65.67	5,085,480	1,708,773	-66.40
PORTUGAL	555,600	580,500	4.48	862,924	791,313	-8.30
GREECE	884,400	241,200	-72.73	1,141,400	331,255	-70.98
POLAND	172,800	0	-100.00	278,650	0	-100.00
ROMANIA	1,871,611	555,600	-70.31	2,652,792	782,274	-70.51
BULGARIA	1,086,000	1,083,600	-0.22	1,596,197	1,520,827	-4.72
ARMENIA	0	111,600	-	0	159,402	-
UKRAINE	0	53,999	-	0	119,912	-
LATVIA	34,500	74,400	115.65	108,120	172,050	59.13
ESTONIA	135,600	459,600	238.94	179,028	585,848	227.24
GEORGIA	3,229,498	3,387,600	4.90	4,723,241	4,555,879	-3.54
MALTA	199,980	0	-100.00	214,038	0	-100.00
SLOVENIA	19,200	19,200	0.00	52,800	63,360	20.00
CZECH REPUBLIC	147,000	693,000	371.43	200,107	890,505	345.01
RUSSIA FEDERATION	3,985,800	1,734,000	-56.50	5,505,924	3,006,284	-45.40
KAYU BULAT	123,217	0	-100.00	19,640	0	-100.00
JAPAN	1	0	-100.00	1	0	-100.00
HONG KONG	1	0	-100.00	6	0	-100.00
KOREA, REPUBLIC OF	2	0	-100.00	5	0	-100.00
SINGAPORE	4	0	-100.00	35	0	-100.00
MALAYSIA	123,208	0	-100.00	19,588	0	-100.00
UNITED ARAB EMIRATES	1	0	-100.00	5	0	-100.00
UDANG SEGAR/BEKU	51,241,202	44,009,310	-14.11	330,675,183	319,384,739	-3.41
JAPAN	14,968,778	12,969,838	-13.35	121,851,424	122,733,626	0.72
HONG KONG	1,619,874	1,791,550	10.60	6,060,648	9,081,023	49.84
KOREA, REPUBLIC OF	323,949	172,712	-46.69	1,622,189	1,031,161	-36.43
TAIWAN	717,296	960,699	33.93	1,861,605	2,700,675	45.07
CHINA	1,105,478	234,169	-78.82	5,164,475	1,160,832	-77.52

TABEL 5. PERKEMBANGAN EKSPOR INDONESIA MENURUT KOMODITI DAN NEGARA TUJUAN

JENIS BARANG	BERAT BERSIH (KG)		PERUB	NILAI FOB (US \$)		PERUB
	JAN-MEI 2009	JAN-MEI 2010	%	JAN-MEI 2009	JAN-MEI 2010	%
	(1)	(2)	(3)	(4)	(5)	(6)
MACAU	4,565	735	-83.90	4,742	735	-84.50
THAILAND	22,550	1,637,393	7,161.17	184,622	843,892	357.09
SINGAPORE	1,214,285	827,869	-31.82	2,789,727	2,040,543	-26.86
PHILIPPINES	13,850	23,195	67.47	22,334	92,772	315.38
MALAYSIA	1,352,764	1,298,095	-4.04	1,462,590	1,664,895	13.83
BRUNEI DARUSSALAM	47	26,458	56,193.62	1,240	36,641	2,854.92
VIET NAM	464,505	416,618	-10.31	2,795,394	3,291,763	17.76
INDIA	12,420	0	-100.00	122,318	0	-100.00
SRI LANKA	400	0	-100.00	1,325	0	-100.00
IRAN (ISLAMIC REPUBLIC OF)	2,245	0	-100.00	1,618	0	-100.00
SAUDI ARABIA	0	8	-	0	50	-
ISRAEL	2,762	0	-100.00	15,783	0	-100.00
KUWAIT	1,053	0	-100.00	1,447	0	-100.00
JORDAN	325	0	-100.00	807	0	-100.00
LEBANON	22,720	10,225	-55.00	81,240	34,553	-57.47
SYRIA ARAB REPUBLIC	183	0	-100.00	85	0	-100.00
TURKEY	15,312	44,759	192.31	108,037	186,228	72.37
UNITED ARAB EMIRATES	40,554	98,565	143.05	363,047	374,721	3.22
CYPRUS	47,071	0	-100.00	126,144	0	-100.00
EGYPT	247,364	72,066	-70.87	1,601,284	869,024	-45.73
MOROCCO	8,720	0	-100.00	37,496	0	-100.00
REUNION	92,401	24,660	-73.31	731,913	155,074	-78.81
SOUTH AFRICA	1,233	0	-100.00	2,852	0	-100.00
MAURITIUS	41,484	16,601	-59.98	301,070	114,064	-62.11
AUSTRALIA	192,375	121,315	-36.94	1,548,449	1,185,774	-23.42
NEW ZEALAND	12,681	15,694	23.76	62,271	71,109	14.19
EAST TIMOR	0	7,216	-	0	1,566	-
UNITED STATES	20,978,601	17,218,340	-17.92	138,061,875	131,138,121	-5.01
CANADA	144,089	140,477	-2.51	744,992	947,036	27.12
SURINAME	33	0	-100.00	161	0	-100.00
PERU	600	0	-100.00	1,546	0	-100.00
TRINIDAD AND TOBAGO	0	43,706	-	0	138,926	-
PUERTO RICO	626,559	429,086	-31.52	3,794,297	2,953,782	-22.15
UNITED KINGDOM	2,125,308	1,924,896	-9.43	13,273,175	14,366,317	8.24
NETHERLANDS	920,091	470,534	-48.86	4,311,333	2,672,425	-38.01
FRANCE	825,523	892,613	8.13	4,971,116	6,595,551	32.68
GERMANY, FED. REP. OF	311,924	151,205	-51.53	2,056,303	1,218,849	-40.73
AUSTRIA	2,708	18	-99.34	4,566	225	-95.07
BELGIUM	1,590,280	1,107,210	-30.38	10,316,960	7,846,634	-23.94
SWITZERLAND	106,477	50,202	-52.85	704,063	303,521	-56.89
DENMARK	47,705	117,127	145.52	268,153	498,834	86.03
NORWAY	1,517	0	-100.00	3,949	0	-100.00
SWEDEN	42,236	45,503	7.74	354,670	417,607	17.75
FINLAND	662	0	-100.00	1,615	0	-100.00
IRELAND	942	0	-100.00	2,358	0	-100.00
ITALY	831,841	455,285	-45.27	2,325,299	1,255,589	-46.00
SPAIN	20,667	53,261	157.71	106,402	321,926	202.56
PORTUGAL	77,495	19,200	-75.22	304,144	66,961	-77.98
GREECE	10,924	14,000	28.16	27,506	43,400	57.78
HUNGARY	478	166	-65.27	658	886	34.65
POLAND	2,264	158	-93.02	4,472	2,817	-37.01
ROMANIA	594	0	-100.00	1,236	0	-100.00
ALBANIA	0	7,211	-	0	17,220	-
UKRAINE	657	13,361	1,933.64	1,299	106,284	8,081.99
LITHUANIA	371	0	-100.00	543	0	-100.00
ESTONIA	153	0	-100.00	145	0	-100.00
CZECH REPUBLIC	421	0	-100.00	3,019	0	-100.00
RUSSIA FEDERATION	20,838	85,311	309.40	101,152	801,107	691.98
TEH	35,201,991	31,695,434	-9.96	54,555,316	63,149,105	15.75
JAPAN	618,231	576,684	-6.72	1,239,225	1,361,604	9.88
HONG KONG	41,015	46,178	12.59	24,608	24,629	0.09
KOREA, REPUBLIC OF	0	10,128	-	0	24,405	-
TAIWAN	146,378	251,981	72.14	220,204	338,116	53.55
CHINA	89,680	860,984	860.06	147,474	1,484,096	906.34
PAPUA NEW GUINEA	10,080	22,080	119.05	21,192	56,187	165.13
THAILAND	1,200	2,000	66.67	1,624	3,995	146.00
SINGAPORE	241,297	263,457	9.18	358,691	529,286	47.56
MALAYSIA	3,034,526	3,338,089	10.00	4,157,876	5,596,209	34.59
BRUNEI DARUSSALAM	625	0	-100.00	405	0	-100.00
INDIA	884,359	1,053,223	19.09	1,399,570	2,230,645	59.38
PAKISTAN	5,469,873	4,455,466	-18.55	9,725,914	10,617,917	9.17
SRI LANKA	68,440	122,360	78.78	145,673	293,672	101.60
AFGHANISTAN	124,893	127,691	2.24	142,333	271,407	90.68
IRAN (ISLAMIC REPUBLIC OF)	9,600	44,000	358.33	21,590	125,131	479.58
SAUDI ARABIA	149,095	389,407	161.18	260,756	519,082	99.07
ISRAEL	210,640	65,480	-68.91	329,609	140,148	-57.48
TURKEY	108,000	258,980	139.80	181,888	539,961	196.86

TABEL 5. PERKEMBANGAN EKSPOR INDONESIA MENURUT KOMODITI DAN NEGARA TUJUAN

JENIS BARANG	BERAT BERSIH (KG)		PERUB	NILAI FOB (US \$)		PERUB
	JAN-MEI 2009	JAN-MEI 2010	%	JAN-MEI 2009	JAN-MEI 2010	%
	(1)	(2)	(3)	(4)	(5)	(6)
UNITED ARAB EMIRATES	2,084,410	1,684,303	-19.20	3,028,295	3,089,697	2.03
EGYPT	239,020	590,240	146.94	392,009	1,357,623	246.32
SOMALIA	18,575	0	-100.00	11,713	0	-100.00
KENYA	66,000	0	-100.00	110,990	0	-100.00
DJIBOUTI	70,469	118,499	68.16	63,458	122,363	92.83
SOUTH AFRICA	72,000	24,000	-66.67	152,005	63,805	-58.02
AUSTRALIA	177,953	220,265	23.78	337,968	462,907	36.97
NEW ZEALAND	179,564	322,154	79.41	204,747	511,733	149.93
FIJI	43,000	77,000	79.07	64,655	168,410	160.47
SAMOA	3,418	8,750	156.00	6,000	15,375	156.25
EAST TIMOR	0	3,896	-	0	628	-
UNITED STATES	3,217,744	2,562,400	-20.37	4,695,173	5,109,350	8.82
CANADA	172,968	378,293	118.71	232,191	668,821	188.05
SURINAME	434	2,077	378.57	2,067	7,205	248.57
CHILE	227,040	231,200	1.83	392,574	488,602	24.46
PUERTO RICO	540	540	0.00	864	1,382	59.95
UNITED KINGDOM	3,813,884	2,621,955	-31.25	6,095,649	5,424,692	-11.01
NETHERLANDS	1,613,999	1,121,417	-30.52	2,478,683	2,333,288	-5.87
GERMANY, FED. REP. OF	3,329,892	2,143,506	-35.63	4,253,355	3,448,921	-18.91
BELGIUM	22,152	152	-99.31	18,330	456	-97.51
SWITZERLAND	0	97,000	-	0	152,170	-
DENMARK	9,400	9,560	1.70	14,720	22,867	55.35
SPAIN	0	18,107	-	0	29,802	-
POLAND	1,244,660	1,087,672	-12.61	2,036,324	2,223,053	9.17
BULGARIA	0	900	-	0	14,519	-
KAZAKHSTAN	47,040	48,540	3.19	70,291	126,882	80.51
KYRGYZSTAN	96,500	97,920	1.47	162,868	244,800	50.31
UKRAINE	683,818	380,198	-44.40	1,000,653	680,788	-31.97
UZBEKISTAN	21,000	27,030	28.71	31,080	38,555	24.05
LITHUANIA	0	13,260	-	0	34,611	-
LATVIA	35,676	38,979	9.26	61,820	74,899	21.16
RUSSIA FEDERATION	6,502,903	5,877,433	-9.62	10,258,202	12,074,411	17.70
-LADA HITAM	14,778,074	10,403,064	-29.60	30,468,142	30,175,718	-0.96
JAPAN	159,828	292,718	83.15	565,119	1,250,484	121.28
HONG KONG	43,448	40,694	-6.34	94,776	124,065	30.90
KOREA, REPUBLIC OF	105,000	30,000	-71.43	265,400	107,715	-59.41
TAIWAN	185,000	0	-100.00	378,485	0	-100.00
CHINA	0	19,559	-	0	94,280	-
SINGAPORE	307,955	63,664	-79.33	569,255	138,861	-75.61
PHILIPPINES	86,638	124,655	43.88	27,489	48,063	74.84
MALAYSIA	53,518	188,500	252.22	107,625	462,207	329.46
VIET NAM	1,631,575	1,340,216	-17.86	3,693,939	3,954,478	7.05
INDIA	2,827,000	1,180,000	-58.26	6,095,472	2,675,595	-56.11
TURKEY	181,998	0	-100.00	319,974	0	-100.00
AUSTRALIA	150,000	182,000	21.33	363,410	604,120	66.24
UNITED STATES	8,153,364	5,972,446	-26.75	15,946,783	17,797,294	11.60
CANADA	75,000	50,000	-33.33	148,884	150,180	0.87
JAMAICA	0	25,000	-	0	88,344	-
DOMINICAN REPUBLIC	0	4,436	-	0	12,775	-
NETHERLANDS	163,501	148,719	-9.04	331,772	517,030	55.84
FRANCE	85,950	76,860	-10.58	196,819	212,282	7.86
GERMANY, FED. REP. OF	150,000	0	-100.00	446,776	0	-100.00
BELGIUM	15,000	25,475	69.83	51,975	90,275	73.69
ITALY	31,000	77,000	148.39	68,564	253,745	270.08
SPAIN	0	30,000	-	0	92,600	-
PORTUGAL	15,000	0	-100.00	38,565	0	-100.00
BULGARIA	32,299	31,122	-3.64	50,810	63,700	25.37
RUSSIA FEDERATION	325,000	500,000	53.85	706,250	1,437,625	103.56
-LADA PUTIH	4,547,345	4,199,731	-7.64	17,181,035	20,435,687	18.94
JAPAN	270,000	303,000	12.22	1,114,720	1,449,900	30.07
HONG KONG	16,000	0	-100.00	55,680	0	-100.00
KOREA, REPUBLIC OF	12,494	17,000	36.07	43,350	85,700	97.69
TAIWAN	129,000	66,000	-48.84	443,805	342,050	-22.93
CHINA	0	30,440	-	0	146,728	-
SINGAPORE	925,020	645,646	-30.20	3,281,793	3,086,538	-5.95
PHILIPPINES	9,337	7,413	-20.61	27,210	24,267	-10.82
MALAYSIA	179,202	212,698	18.69	695,224	1,101,996	58.51
VIET NAM	498,500	400,000	-19.76	1,943,189	1,979,085	1.85
INDIA	121,500	129,390	6.49	430,113	480,068	11.61
PAKISTAN	1,352	0	-100.00	2,002	0	-100.00
AUSTRALIA	51,000	68,000	33.33	207,640	341,820	64.62
UNITED STATES	816,497	1,196,000	46.48	3,236,837	5,947,859	83.76
CANADA	34,068	0	-100.00	137,450	0	-100.00
DOMINICAN REPUBLIC	0	6,131	-	0	24,934	-
UNITED KINGDOM	16,000	30,000	87.50	62,440	141,750	127.02
NETHERLANDS	618,379	540,074	-12.66	2,404,907	2,687,531	11.75

TABEL 5. PERKEMBANGAN EKSPOR INDONESIA MENURUT KOMODITI DAN NEGARA TUJUAN

JENIS BARANG	BERAT BERSIH (KG)		PERUB	NILAI FOB (US \$)		PERUB
	JAN-MEI 2009	JAN-MEI 2010	%	JAN-MEI 2009	JAN-MEI 2010	%
(1)	(2)	(3)	(4)	(5)	(6)	(7)
FRANCE	75,000	64,000	-14.67	272,850	307,600	12.74
GERMANY, FED. REP. OF	711,996	412,999	-41.99	2,575,730	1,993,030	-22.62
BELGIUM	32,000	55,940	74.81	112,625	242,581	115.39
ITALY	30,000	15,000	-50.00	133,470	52,250	-60.85
-KAYU MANIS DAN BUNGANYA	10,530,651	11,928,263	13.27	8,528,366	12,038,531	41.16
JAPAN	0	2,250	-	0	5,919	-
HONG KONG	0	30,080	-	0	6,016	-
KOREA, REPUBLIC OF	134,640	92,156	-31.55	99,547	76,286	-23.37
TAIWAN	468	0	-100.00	113	0	-100.00
CHINA	95,800	146,773	53.21	56,750	84,054	48.11
THAILAND	486,501	605,312	24.42	418,298	719,244	71.95
SINGAPORE	155,157	206,019	32.78	112,643	180,729	60.44
PHILIPPINES	141	0	-100.00	443	0	-100.00
MALAYSIA	435,429	585,284	34.42	379,613	497,718	31.11
VIET NAM	36,000	381,979	961.05	21,600	347,576	1,509.15
MALDIVES	785	363	-53.76	1,666	991	-40.52
INDIA	115,000	185,521	61.32	89,392	195,696	118.92
PAKISTAN	0	48,000	-	0	8,640	-
BANGLADESH	0	47,625	-	0	20,165	-
IRAQ	0	8,010	-	0	8,010	-
IRAN (ISLAMIC REPUBLIC OF)	10,000	0	-100.00	6,000	0	-100.00
ISRAEL	32,584	51,195	57.12	29,398	50,063	70.29
JORDAN	15,799	4,896	-69.01	10,057	5,034	-49.95
LEBANON	13,000	0	-100.00	11,800	0	-100.00
SYRIA ARAB REPUBLIC	45,433	141,338	211.09	34,864	102,814	194.90
TURKEY	172,585	110,500	-35.97	89,907	73,945	-17.75
UNITED ARAB EMIRATES	343,742	411,321	19.66	171,504	258,017	50.44
EGYPT	70,639	102,303	44.83	62,122	90,091	45.02
LIBYAN ARAB JAMAHIRIYA	19,999	47,000	135.01	20,587	41,332	100.77
MOROCCO	0	850	-	0	3,395	-
TUNISIA	0	17,000	-	0	20,740	-
ALGERIA	221,469	237,274	7.14	171,731	214,621	24.98
SOUTH AFRICA	10,000	0	-100.00	5,450	0	-100.00
MAURITIUS	22,998	16,000	-30.43	19,900	17,120	-13.97
AUSTRALIA	12,918	23,699	83.46	13,775	30,765	123.34
NEW ZEALAND	0	124	-	0	1,030	-
UNITED STATES	5,292,205	5,708,737	7.87	4,551,882	5,906,591	29.76
CANADA	99,630	41,211	-58.64	89,473	49,596	-44.57
MEXICO	68,000	35,780	-47.38	35,903	34,410	-4.16
PANAMA	35,000	0	-100.00	34,575	0	-100.00
SURINAME	358	151	-57.82	1,880	578	-69.26
VENEZUELA	101,900	126,999	24.63	95,116	139,620	46.79
ARGENTINA	4,162	0	-100.00	2,980	0	-100.00
BRAZIL	280,163	172,476	-38.44	197,109	187,705	-4.77
COLOMBIA	0	20,500	-	0	15,768	-
DOMINICAN REPUBLIC	701,731	505,999	-27.89	486,045	462,046	-4.94
UNITED KINGDOM	10,625	8,000	-24.71	5,534	15,660	182.98
NETHERLANDS	329,271	363,878	10.51	203,871	496,061	143.32
FRANCE	348,749	155,619	-55.38	317,301	176,541	-44.36
GERMANY, FED. REP. OF	189,874	604,489	218.36	155,754	639,519	310.60
BELGIUM	48,717	61,026	25.27	33,170	62,947	89.77
NORWAY	18,000	0	-100.00	14,985	0	-100.00
SWEDEN	9,163	3,410	-62.79	12,075	4,756	-60.61
FINLAND	0	24,999	-	0	24,177	-
ITALY	25,933	0	-100.00	33,291	0	-100.00
SPAIN	44,000	32,472	-26.20	30,125	34,125	13.28
PORTUGAL	92,314	134,000	45.16	122,720	232,336	89.32
GREECE	174,095	179,498	3.10	144,972	218,142	50.47
POLAND	108,000	72,000	-33.33	67,140	73,196	9.02
ROMANIA	1,000	0	-100.00	1,450	0	-100.00
BULGARIA	10,499	9,000	-14.28	7,125	11,700	64.21
UKRAINE	17,584	0	-100.00	9,204	0	-100.00
LITHUANIA	828	0	-100.00	790	0	-100.00
CROATIA	14,764	0	-100.00	11,781	0	-100.00
SLOVENIA	0	12,000	-	0	10,475	-
RUSSIA FEDERATION	52,999	153,147	188.96	34,955	182,571	422.30
-BIJI PALA & BUNGANYA DAN K.	8,078,363	8,369,549	3.60	22,516,109	33,881,128	50.48
JAPAN	264,793	193,623	-26.88	1,912,549	1,810,856	-5.32
HONG KONG	20,655	1,930	-90.66	98,449	39,560	-59.82
KOREA, REPUBLIC OF	114,155	198,803	74.15	185,114	487,134	163.15
TAIWAN	51,458	7,966	-84.52	41,887	20,178	-51.83
CHINA	38,035	43,339	13.95	36,700	67,207	83.13
THAILAND	59,631	71,293	19.56	319,273	478,137	49.76
SINGAPORE	289,267	309,811	7.10	1,672,885	2,393,545	43.08
PHILIPPINES	37,517	38,761	3.32	95,844	147,147	53.53
MALAYSIA	251,751	454,422	80.50	308,634	850,423	175.54

TABEL 5. PERKEMBANGAN EKSPOR INDONESIA MENURUT KOMODITI DAN NEGARA TUJUAN

JENIS BARANG	BERAT BERSIH (KG)		PERUB	NILAI FOB (US \$)		PERUB
	JAN-MEI 2009	JAN-MEI 2010	%	JAN-MEI 2009	JAN-MEI 2010	%
(1)	(2)	(3)	(4)	(5)	(6)	(7)
CAMBODIA	0	180	-	0	80	-
VIET NAM	4,118,296	3,107,302	-24.55	6,222,273	5,888,785	-5.36
INDIA	336,821	292,566	-13.14	972,146	1,768,959	81.96
PAKISTAN	71,023	138,709	95.30	409,478	781,697	90.90
BANGLADESH	76,565	129,320	68.90	488,436	569,081	16.51
SAUDI ARABIA	8,319	30,615	268.01	4,160	18,850	353.13
ISRAEL	0	25,731	-	0	59,844	-
KUWAIT	1,555	0	-100.00	5,450	0	-100.00
JORDAN	5,916	2,638	-55.41	7,357	2,713	-63.12
LEBANON	13,499	0	-100.00	58,675	0	-100.00
SYRIA ARAB REPUBLIC	0	29,640	-	0	103,312	-
UNITED ARAB EMIRATES	17,613	236,497	1,242.74	46,368	266,754	475.30
EGYPT	0	21,875	-	0	26,231	-
MOROCCO	44,857	38,121	-15.02	211,633	235,688	11.37
GHANA	14,999	15,999	6.67	81,750	37,300	-54.37
NIGERIA	17,500	35,999	105.71	87,500	78,951	-9.77
BENIN	18,000	10,000	-44.44	14,400	8,000	-44.44
SOUTH AFRICA	0	14,003	-	0	106,414	-
AUSTRALIA	112,287	47,065	-58.09	455,169	268,264	-41.06
EAST TIMOR	0	2,409	-	0	421	-
UNITED STATES	436,712	535,514	22.62	1,576,813	2,485,158	57.61
CANADA	46,284	44,673	-3.48	144,577	186,475	28.98
MEXICO	15,057	3,334	-77.86	21,556	5,950	-72.40
ARGENTINA	140,957	50,578	-64.12	321,773	218,865	-31.98
BRAZIL	37,151	27,891	-24.93	65,745	52,700	-19.84
DOMINICAN REPUBLIC	26,767	28,430	6.21	71,944	105,395	46.50
UNITED KINGDOM	4,953	0	-100.00	9,602	0	-100.00
NETHERLANDS	564,850	737,840	30.63	2,448,169	4,995,423	104.05
FRANCE	28,399	90,992	220.41	224,934	977,462	334.56
GERMANY, FED. REP. OF	315,274	538,578	70.83	1,557,717	3,133,507	101.16
BELGIUM	208,674	318,482	52.62	1,058,403	1,918,178	81.23
ITALY	85,975	296,530	244.90	558,648	2,344,815	319.73
SPAIN	85,299	84,000	-1.52	389,632	386,100	-0.91
PORTUGAL	14,500	0	-100.00	53,938	0	-100.00
BULGARIA	0	3,867	-	0	8,741	-
UKRAINE	0	21,400	-	0	57,762	-
RUSSIA FEDERATION	82,999	88,823	7.02	276,528	489,066	76.86
-PANILI	52,861	92,485	74.96	607,865	1,191,837	96.07
JAPAN	100	5	-95.00	3,435	250	-92.72
HONG KONG	25	0	-100.00	622	0	-100.00
TAIWAN	49	719	1,367.35	105	38,355	36,428.57
CHINA	1,801	13,250	635.70	26,245	158,394	503.52
SINGAPORE	638	403	-36.83	3,760	10,104	168.72
MALAYSIA	1,227	254	-79.30	1,569	2,893	84.38
TURKEY	183	0	-100.00	5,576	0	-100.00
AUSTRALIA	703	521	-25.89	15,029	11,528	-23.29
NEW ZEALAND	0	128	-	0	7,296	-
UNITED STATES	27,284	65,132	138.72	328,011	917,313	179.66
DOMINICA	150	380	153.33	3,473	12,230	252.15
UNITED KINGDOM	600	565	-5.83	13,962	12,886	-7.71
NETHERLANDS	20,000	11,028	-44.86	204,000	17,404	-91.47
GERMANY, FED. REP. OF	101	100	-0.99	2,078	3,184	53.22
-LAINNYA	5,505,294	5,032,043	-8.60	7,664,794	8,710,160	13.64
JAPAN	210,360	132,580	-36.97	407,747	293,346	-28.06
HONG KONG	15,646	12,723	-18.68	88,026	113,632	29.09
KOREA, REPUBLIC OF	2,012	2,905	44.38	6,729	10,077	49.75
TAIWAN	139,938	184,017	31.50	254,234	171,437	-32.57
CHINA	24,224	0	-100.00	8,546	0	-100.00
THAILAND	19,763	20,532	3.89	95,046	109,022	14.70
SINGAPORE	459,932	385,041	-16.28	227,195	250,588	10.30
PHILIPPINES	122	640	424.59	384	6,413	1,570.05
MALAYSIA	494,066	626,579	26.82	655,133	649,356	-0.88
BRUNEI DARUSSALAM	5,840	5	-99.91	7,683	14	-99.82
VIET NAM	855,970	356,895	-58.31	971,040	853,483	-12.11
INDIA	1,457,056	1,562,441	7.23	1,569,705	3,289,938	109.59
PAKISTAN	27,270	123,391	352.48	40,028	184,978	362.12
BANGLADESH	566,200	196,500	-65.29	252,660	143,554	-43.18
IRAN (ISLAMIC REPUBLIC OF)	0	24,010	-	0	31,213	-
SAUDI ARABIA	362,794	309,087	-14.80	728,143	997,699	37.02
ISRAEL	36,350	0	-100.00	13,965	0	-100.00
KUWAIT	6,492	0	-100.00	22,753	0	-100.00
JORDAN	32,683	20,454	-37.42	10,859	9,629	-11.33
LEBANON	0	87,000	-	0	24,550	-
SYRIA ARAB REPUBLIC	84,564	179,820	112.64	32,148	88,659	175.78
UNITED ARAB EMIRATES	84,453	207,977	146.26	83,061	76,734	-7.62
QATAR	0	1,083	-	0	439	-

TABEL 5. PERKEMBANGAN EKSPOR INDONESIA MENURUT KOMODITI DAN NEGARA TUJUAN

JENIS BARANG	BERAT BERSIH (KG)		PERUB	NILAI FOB (US \$)		PERUB
	JAN-MEI 2009	JAN-MEI 2010	%	JAN-MEI 2009	JAN-MEI 2010	%
	(1)	(2)	(3)	(4)	(5)	(6)
EGYPT	23,832	140,000	487.45	20,466	49,675	142.72
MOROCCO	18,767	2,476	-86.81	34,750	9,884	-71.56
BENIN	0	10,723	-	0	5,852	-
SOUTH AFRICA	0	16,573	-	0	10,096	-
AUSTRALIA	46,547	61,130	31.33	116,111	150,164	29.33
NEW ZEALAND	1,899	4,190	120.64	10,308	28,213	173.70
EAST TIMOR	340	1,453	327.35	126	477	278.57
UNITED STATES	177,973	215,839	21.28	722,276	746,822	3.40
CANADA	141	26,041	18,368.79	464	39,315	8,373.06
MEXICO	3,185	0	-100.00	3,930	0	-100.00
ARGENTINA	1,140	820	-28.07	2,897	3,165	9.25
BRAZIL	23,785	18,918	-20.46	131,227	170,703	30.08
UNITED KINGDOM	2,671	19,000	611.34	5,074	2,225	-56.15
NETHERLANDS	156,960	40,710	-74.06	200,926	74,800	-62.77
FRANCE	123,653	13,004	-89.48	863,364	29,259	-96.61
GERMANY, FED. REP. OF	22,630	25,828	14.13	61,317	82,408	34.40
BELGIUM	4,805	0	-100.00	6,151	0	-100.00
SWITZERLAND	94	0	-100.00	678	0	-100.00
ITALY	1,023	113	-88.95	3,852	416	-89.20
UKRAINE	10,114	0	-100.00	5,792	0	-100.00
RUSSIA FEDERATION	0	1,545	-	0	1,925	-
TEBAKAU	16,941,824	13,499,331	-20.32	48,019,438	33,971,096	-29.26
JAPAN	30,000	84,756	182.52	60,000	515,040	758.40
KOREA, REPUBLIC OF	97,200	21,557	-77.82	68,040	15,988	-76.50
TAIWAN	207,000	49,400	-76.14	4,910	3,490	-28.92
CHINA	22,000	63,371	188.05	454,740	1,007,572	121.57
SINGAPORE	252,140	156,722	-37.84	1,146,324	250,586	-78.14
PHILIPPINES	678,189	110,880	-83.65	1,238,316	252,648	-79.60
MALAYSIA	2,149,705	596,368	-72.26	9,245,538	569,637	-93.84
CAMBODIA	57,600	0	-100.00	8,064	0	-100.00
VIET NAM	9,999	157,145	1,471.61	10,250	258,029	2,417.36
BANGLADESH	0	19,200	-	0	13,440	-
SRI LANKA	128,006	75,394	-41.10	2,166,387	1,233,887	-43.04
UNITED ARAB EMIRATES	0	54,000	-	0	43,659	-
EGYPT	1,896,466	1,879,835	-0.88	4,107,908	4,726,789	15.07
MOROCCO	71,280	126,400	77.33	74,844	202,464	170.51
TUNISIA	119,800	200,000	66.94	322,670	301,500	-6.56
ALGERIA	90,000	273,000	203.33	72,000	358,268	397.59
KENYA	0	86,759	-	0	38,892	-
CAMEROON	34,560	17,280	-50.00	13,133	6,566	-50.00
SENEGAL	40,014	36,000	-10.03	62,022	25,200	-59.37
MAURITANIA	20,000	93,460	367.30	75,600	192,939	155.21
GAMBIA	10,000	0	-100.00	24,800	0	-100.00
SOUTH AFRICA	456,771	216,818	-52.53	1,617,152	264,620	-83.64
AUSTRALIA	185,245	178,194	-3.81	404,190	306,268	-24.23
EAST TIMOR	0	100	-	0	33	-
UNITED STATES	1,778,868	1,664,484	-6.43	3,097,091	2,271,677	-26.65
HONDURAS	18,030	5,083	-71.81	135,054	169,646	25.61
NICARAGUA	124,997	82,991	-33.61	894,673	798,441	-10.76
CHILE	57,600	180,480	213.33	20,160	63,168	213.33
BRAZIL	0	724	-	0	3,582	-
PARAGUAY	80,000	584,200	630.25	101,600	795,600	683.07
PUERTO RICO	0	144,000	-	0	305,648	-
DOMINICAN REPUBLIC	73,764	214,756	191.14	749,879	1,455,069	94.04
EL SALVADOR	9,000	0	-100.00	71,211	0	-100.00
UNITED KINGDOM	39,600	0	-100.00	134,640	0	-100.00
NETHERLANDS	1,064,025	891,326	-16.23	3,094,465	2,072,733	-33.02
FRANCE	567,415	93,343	-83.55	1,449,076	12,480	-99.14
GERMANY, FED. REP. OF	610,413	739,482	21.14	3,507,424	1,960,792	-44.10
AUSTRIA	0	18,000	-	0	12,600	-
BELGIUM	3,443,458	2,310,583	-32.90	8,920,111	9,711,429	8.87
SWITZERLAND	1,530	18,000	1,076.47	18,321	84,980	363.84
DENMARK	177,715	28,094	-84.19	565,170	111,863	-80.21
SWEDEN	0	40,319	-	0	5,242	-
IRELAND	257,400	217,800	-15.38	846,450	848,232	0.21
ITALY	663,255	100,000	-84.92	1,706,420	220,000	-87.11
SPAIN	58,935	147,494	150.27	491,072	560,968	14.23
GREECE	83,000	0	-100.00	21,000	0	-100.00
POLAND	80,000	79,200	-1.00	136,000	359,568	164.39
BULGARIA	0	39,599	-	0	184,536	-
ARMENIA	0	18,779	-	0	45,495	-
UKRAINE	135,519	0	-100.00	215,774	0	-100.00
UZBEKISTAN	0	19,200	-	0	12,480	-
LITHUANIA	40,149	0	-100.00	35,331	0	-100.00
LATVIA	0	19,800	-	0	7,920	-
RUSSIA FEDERATION	1,021,176	1,344,955	31.71	631,628	1,309,432	107.31

TABEL 5. PERKEMBANGAN EKSPOR INDONESIA MENURUT KOMODITI DAN NEGARA TUJUAN

JENIS BARANG	BERAT BERSIH (KG)		PERUB	NILAI FOB (US \$)		PERUB
	JAN-MEI 2009	JAN-MEI 2010	%	JAN-MEI 2009	JAN-MEI 2010	%
(1)	(2)	(3)	(4)	(5)	(6)	(7)
BIJI COKLAT	129,666,010	159,236,817	22.81	293,367,173	448,492,153	52.88
JAPAN	100,000	105,000	5.00	215,000	331,054	53.98
KOREA, REPUBLIC OF	0	230	-	0	1,078	-
CHINA	4,568,583	6,806,624	48.99	9,877,504	19,734,165	99.79
THAILAND	2,856,462	2,483,500	-13.06	6,411,303	7,323,856	14.23
SINGAPORE	19,068,898	18,459,226	-3.20	43,132,002	54,380,068	26.08
MALAYSIA	59,466,093	81,339,167	36.78	135,767,661	225,852,446	66.35
INDIA	1,000,000	2,560,510	156.05	2,078,460	6,948,982	234.33
SRI LANKA	0	105,000	-	0	349,150	-
SUDAN	75,000	0	-100.00	180,450	0	-100.00
AUSTRALIA	0	29	-	0	189	-
SAMOA	3,600	0	-100.00	9,720	0	-100.00
UNITED STATES	34,596,437	34,045,309	-1.59	77,647,703	95,396,013	22.86
CANADA	0	1,000,000	-	0	3,118,026	-
MEXICO	0	599,997	-	0	1,682,112	-
BRAZIL	5,967,323	6,200,000	3.90	13,189,394	17,055,967	29.32
COSTA RICA	16,000	0	-100.00	14,310	0	-100.00
NETHERLANDS	1,074,489	262,501	-75.57	2,468,381	796,589	-67.73
GERMANY, FED. REP. OF	648,125	4,559,624	603.51	1,842,260	13,122,372	612.30
BELGIUM	0	610,000	-	0	2,098,884	-
SWITZERLAND	200,000	0	-100.00	473,800	0	-100.00
ITALY	25,000	0	-100.00	59,225	0	-100.00
SPAIN	0	100,000	-	0	300,122	-
CZECH REPUBLIC	0	100	-	0	1,080	-
-IKAN TONGKOL/TUNA	28,338,002	25,426,882	-10.27	60,391,785	67,810,250	12.28
JAPAN	8,248,383	11,525,791	39.73	32,003,997	39,641,891	23.87
HONG KONG	580,556	89,712	-84.55	938,068	175,615	-81.28
KOREA, REPUBLIC OF	370,988	229,566	-38.12	508,100	574,020	12.97
TAIWAN	1,546,161	1,405,847	-9.07	2,168,126	985,413	-54.55
CHINA	2,430,730	645,318	-73.45	1,312,226	701,624	-46.53
THAILAND	7,389,418	4,948,420	-33.03	5,562,964	3,927,682	-29.40
SINGAPORE	699,407	548,726	-21.54	1,498,946	1,674,269	11.70
PHILIPPINES	35,885	143,622	300.23	30,940	129,263	317.79
MALAYSIA	306,711	146,325	-52.29	317,786	302,879	-4.69
VIET NAM	2,237,607	897,465	-59.89	2,892,844	2,271,045	-21.49
SRI LANKA	62,032	223,425	260.18	57,484	299,512	421.04
IRAN (ISLAMIC REPUBLIC OF)	190,322	159,034	-16.44	216,073	161,148	-25.42
SAUDI ARABIA	0	241,344	-	0	695,200	-
ISRAEL	155,329	176,019	13.32	190,305	387,734	103.74
KUWAIT	1,799	30,992	1,622.73	6,610	98,890	1,396.07
JORDAN	700	106,472	15,110.29	8,190	318,760	3,792.06
LEBANON	12,981	13,044	0.49	36,708	185,350	404.93
YEMEN	0	585,992	-	0	1,917,960	-
UNITED ARAB EMIRATES	38,956	107,878	176.92	140,377	375,343	167.38
QATAR	0	480	-	0	2,400	-
BAHRAIN	0	600	-	0	6,000	-
EGYPT	790,000	453,000	-42.66	655,774	318,215	-51.47
LIBYAN ARAB JAMAHIRIYA	315,000	0	-100.00	1,248,930	0	-100.00
TUNISIA	210,125	0	-100.00	216,575	0	-100.00
SOUTH AFRICA	7	0	-100.00	10	0	-100.00
MAURITIUS	12,025	0	-100.00	15,031	0	-100.00
AUSTRALIA	60,686	63,945	5.37	120,068	365,420	204.34
NEW ZEALAND	50,943	14,901	-70.75	86,028	32,782	-61.89
EAST TIMOR	3,588	0	-100.00	6,341	0	-100.00
UNITED STATES	2,157,958	1,869,309	-13.38	9,108,531	9,149,596	0.45
CANADA	15,449	0	-100.00	33,300	0	-100.00
MEXICO	0	290,045	-	0	1,596,113	-
PANAMA	28,000	0	-100.00	20,200	0	-100.00
PERU	51,405	0	-100.00	75,016	0	-100.00
PUERTO RICO	14,257	0	-100.00	77,421	0	-100.00
DOMINICAN REPUBLIC	22,803	0	-100.00	25,083	0	-100.00
UNITED KINGDOM	1,311	27,073	1,965.06	8,452	139,387	1,549.16
NETHERLANDS	43,848	15,196	-65.34	74,207	45,584	-38.57
FRANCE	8,857	178,318	1,913.30	30,011	439,172	1,363.37
GERMANY, FED. REP. OF	20,000	0	-100.00	30,000	0	-100.00
AUSTRIA	24,220	0	-100.00	24,220	0	-100.00
BELGIUM	71,519	52,240	-26.96	335,045	227,516	-32.09
SWITZERLAND	1,210	0	-100.00	5,738	0	-100.00
FINLAND	15,119	15,120	0.01	44,460	45,360	2.02
ITALY	19,999	69,436	247.20	27,000	244,316	804.87
SPAIN	0	75,000	-	0	136,875	-
UKRAINE	318	1,000	214.47	1,620	5,900	264.20
RUSSIA FEDERATION	91,390	76,227	-16.59	232,980	232,016	-0.41
-UBUR-UBUR	1,973,135	3,596,252	82.26	3,746,621	5,319,625	41.98
JAPAN	616,447	478,212	-22.42	1,254,806	1,240,073	-1.17
HONG KONG	70,345	60,666	-13.76	227,700	186,565	-18.07

TABEL 5. PERKEMBANGAN EKSPOR INDONESIA MENURUT KOMODITI DAN NEGARA TUJUAN

JENIS BARANG	BERAT BERSIH (KG)		PERUB	NILAI FOB (US \$)		PERUB
	JAN-MEI 2009	JAN-MEI 2010	%	JAN-MEI 2009	JAN-MEI 2010	%
	(1)	(2)	(3)	(4)	(5)	(6)
KOREA, REPUBLIC OF	337,797	362,033	7.17	570,902	520,597	-8.81
TAIWAN	338,268	302,490	-10.58	505,524	461,463	-8.72
CHINA	51,041	50	-99.90	77,153	165	-99.79
MACAU	0	98	-	0	1,470	-
THAILAND	575	111	-80.70	2,158	997	-53.80
SINGAPORE	11,694	19,441	66.25	31,109	52,875	69.97
MALAYSIA	39,530	44,210	11.84	38,355	43,964	14.62
VIET NAM	100,220	1,731,675	1,627.87	127,434	1,318,032	934.29
INDIA	0	145	-	0	10	-
IRAN (ISLAMIC REPUBLIC OF)	9	48	433.33	90	251	178.89
ISRAEL	568	976	71.83	330	475	43.94
KUWAIT	0	98	-	0	28	-
JORDAN	0	52	-	0	111	-
SYRIA ARAB REPUBLIC	0	74	-	0	114	-
TURKEY	0	1,019	-	0	3,092	-
UNITED ARAB EMIRATES	792	1,521	92.05	1,445	3,453	138.96
SOUTH AFRICA	59,661	111,215	86.41	199,853	342,037	71.14
MAURITIUS	120	0	-100.00	602	0	-100.00
AUSTRALIA	3,749	4,452	18.75	14,592	18,930	29.73
NEW ZEALAND	180	407	126.11	283	1,072	278.80
UNITED STATES	99,722	186,418	86.94	226,489	528,417	133.31
CANADA	140,295	153,932	9.72	346,419	325,225	-6.12
MEXICO	0	9,600	-	0	30,000	-
ARGENTINA	43	45	4.65	400	375	-6.25
BRAZIL	0	120	-	0	272	-
UNITED KINGDOM	14,442	20,387	41.16	8,523	43,653	412.18
NETHERLANDS	9,746	12,780	31.13	8,827	25,632	190.38
FRANCE	20,360	40,765	100.22	14,064	44,123	213.73
GERMANY, FED. REP. OF	20,855	26,946	29.21	19,349	70,324	263.45
AUSTRIA	716	223	-68.85	2,257	353	-84.36
BELGIUM	24,599	1,193	-95.15	49,346	679	-98.62
SWITZERLAND	218	2,189	904.13	632	2,196	247.47
DENMARK	99	514	419.19	239	685	186.61
NORWAY	0	675	-	0	2,107	-
SWEDEN	249	602	141.77	432	955	121.06
FINLAND	31	160	416.13	84	343	308.33
IRELAND	0	957	-	0	2,447	-
ITALY	7,293	3,350	-54.07	14,512	11,028	-24.01
SPAIN	0	856	-	0	2,985	-
GREECE	610	3,615	492.62	600	7,459	1,143.17
HUNGARY	0	182	-	0	292	-
POLAND	807	2,833	251.05	762	4,432	481.63
ROMANIA	0	34	-	0	287	-
BULGARIA	0	166	-	0	476	-
UKRAINE	0	317	-	0	587	-
LITHUANIA	0	3,945	-	0	13,620	-
CROATIA	0	208	-	0	111	-
CZECH REPUBLIC	1,320	1,598	21.06	920	2,273	147.07
REP. OF MACEDONIA	0	4	-	0	22	-
RUSSIA FEDERATION	734	2,645	260.35	430	2,493	479.77
-KEPITING, KERANG-KERANGAN	18,593,173	26,884,564	44.59	51,861,803	73,723,430	42.15
JAPAN	493,692	812,771	64.63	1,987,049	3,373,096	69.75
HONG KONG	681,448	1,688,049	147.72	1,846,329	3,969,772	115.01
KOREA, REPUBLIC OF	914,629	1,154,377	26.21	2,766,968	2,953,871	6.75
TAIWAN	2,107,620	2,670,318	26.70	3,680,798	3,240,176	-11.97
CHINA	3,179,320	2,845,956	-10.49	2,247,835	2,392,195	6.42
MACAU	7,488	6,574	-12.21	7,792	7,266	-6.75
THAILAND	473,074	2,821,680	496.46	323,807	1,907,428	489.06
SINGAPORE	1,140,829	1,326,398	16.27	3,102,135	2,932,511	-5.47
PHILIPPINES	6,631	47,260	612.71	29,898	181,471	506.97
MALAYSIA	1,309,194	1,562,061	19.31	1,669,263	1,470,375	-11.91
VIET NAM	1,053,159	3,405,114	223.32	808,639	3,222,669	298.53
INDIA	104,341	102,072	-2.17	101,158	132,187	30.67
SRI LANKA	76,000	0	-100.00	8,000	0	-100.00
IRAN (ISLAMIC REPUBLIC OF)	0	28	-	0	288	-
SAUDI ARABIA	0	2	-	0	2	-
ISRAEL	0	306	-	0	70	-
KUWAIT	0	11	-	0	300	-
LEBANON	20,007	78,230	291.01	64,724	208,613	222.31
TURKEY	77,914	106,469	36.65	145,016	178,931	23.39
UNITED ARAB EMIRATES	0	60	-	0	2,214	-
CYPRUS	128,093	56,452	-55.93	352,175	143,651	-59.21
EGYPT	51,465	0	-100.00	78,838	0	-100.00
TUNISIA	0	25,050	-	0	52,508	-
SOUTH AFRICA	9,083	7	-99.92	12,070	100	-99.17
MAURITIUS	120,332	151,780	26.13	255,458	352,578	38.02
AUSTRALIA	166,848	150,762	-9.64	612,365	679,806	11.01

TABEL 5. PERKEMBANGAN EKSPOR INDONESIA MENURUT KOMODITI DAN NEGARA TUJUAN

JENIS BARANG	BERAT BERSIH (KG)		PERUB	NILAI FOB (US \$)		PERUB
	JAN-MEI 2009	JAN-MEI 2010	%	JAN-MEI 2009	JAN-MEI 2010	%
(1)	(2)	(3)	(4)	(5)	(6)	(7)
AMERICAN SAMOA	0	290	-	0	234	-
UNITED STATES	2,720,365	2,799,851	2.92	21,513,196	32,161,990	49.50
CANADA	132,269	110,088	-16.77	415,255	630,715	51.89
MEXICO	207,701	35,671	-82.83	384,354	52,037	-86.46
PANAMA	60,217	0	-100.00	206,174	0	-100.00
URUGUAY	27,976	26,000	-7.06	12,589	26,000	106.53
PUERTO RICO	392,035	161,683	-58.76	1,385,769	532,587	-61.57
DOMINICAN REPUBLIC	0	9,834	-	0	34,754	-
MARTINIQUE	0	35,592	-	0	91,118	-
GUADELOUPE	0	60,146	-	0	116,084	-
UNITED KINGDOM	16,471	18,145	10.16	153,100	172,077	12.40
NETHERLANDS	56,480	69,047	22.25	387,213	255,980	-33.89
FRANCE	19,421	129,417	566.38	40,511	315,659	679.19
GERMANY, FED. REP. OF	63,472	72,627	14.42	166,520	308,808	85.45
AUSTRIA	0	2,122	-	0	7,885	-
BELGIUM	60,578	73,650	21.58	227,741	341,572	49.98
SWITZERLAND	4,796	2,440	-49.12	12,829	10,751	-16.20
DENMARK	0	1,360	-	0	4,615	-
NORWAY	0	1,016	-	0	568	-
SWEDEN	0	1,375	-	0	633	-
ITALY	2,350,529	3,638,413	54.79	5,934,159	9,393,685	58.30
SPAIN	48,110	116,828	142.84	109,970	336,172	205.69
PORTUGAL	210,573	218,629	3.83	486,599	470,127	-3.39
GREECE	0	81,930	-	0	260,127	-
HUNGARY	0	8	-	0	43	-
POLAND	0	1,365	-	0	1,366	-
ALBANIA	15,680	58,637	273.96	66,055	168,380	154.91
UKRAINE	0	2,828	-	0	22,500	-
CROATIA	52,564	76,675	45.87	170,040	182,282	7.20
MALTA	32,769	0	-100.00	89,412	0	-100.00
RUSSIA FEDERATION	0	67,110	-	0	422,603	-
-BEKICOT	1,149,532	912,941	-20.58	3,041,479	2,434,044	-19.97
JAPAN	0	85	-	0	340	-
HONG KONG	311,124	186,435	-40.08	1,573,875	1,156,980	-26.49
KOREA, REPUBLIC OF	24,810	14,975	-39.64	67,780	48,923	-27.82
TAIWAN	499,080	357,608	-28.35	584,877	451,166	-22.86
CHINA	3,500	38	-98.91	3,500	38	-98.91
MACAU	1,140	0	-100.00	1,140	0	-100.00
THAILAND	0	73,424	-	0	48,178	-
SINGAPORE	75,406	86,747	15.04	185,578	204,843	10.38
MALAYSIA	33,609	29,591	-11.96	22,525	23,457	4.14
VIET NAM	0	22	-	0	19	-
TURKEY	0	140	-	0	222	-
UNITED ARAB EMIRATES	0	30	-	0	83	-
SOUTH AFRICA	54,932	30,780	-43.97	165,850	96,750	-41.66
AUSTRALIA	42	0	-100.00	127	0	-100.00
UNITED STATES	14,225	20,917	47.04	44,677	63,385	41.87
CANADA	84,666	53,086	-37.30	230,700	144,806	-37.23
UNITED KINGDOM	0	647	-	0	1,643	-
NETHERLANDS	0	15	-	0	6	-
FRANCE	46,998	47,249	0.53	160,850	169,394	5.31
GERMANY, FED. REP. OF	0	40	-	0	120	-
BELGIUM	0	10,763	-	0	22,705	-
NORWAY	0	106	-	0	304	-
GREECE	0	96	-	0	192	-
HUNGARY	0	63	-	0	234	-
POLAND	0	32	-	0	88	-
UKRAINE	0	2	-	0	51	-
RUSSIA FEDERATION	0	50	-	0	117	-
-IKAN LAINNYA	116,988,685	187,124,122	59.95	131,425,768	174,233,557	32.57
JAPAN	7,152,835	7,241,585	1.24	19,268,556	15,023,546	-22.03
HONG KONG	4,785,247	5,350,121	11.80	19,071,305	28,354,298	48.68
KOREA, REPUBLIC OF	4,051,395	5,429,799	34.02	6,189,033	5,247,484	-15.21
TAIWAN	3,523,909	7,420,993	110.59	5,491,974	8,025,490	46.13
CHINA	41,865,297	46,341,176	10.69	16,036,886	17,712,703	10.45
MACAU	1,762	1,513	-14.13	3,023	7,858	159.94
THAILAND	11,841,617	63,810,170	438.86	7,116,396	25,952,158	264.68
SINGAPORE	11,843,058	12,357,429	4.34	16,777,364	16,366,563	-2.45
PHILIPPINES	611,529	189,398	-69.03	1,038,081	1,189,357	14.57
MALAYSIA	13,850,123	15,540,952	12.21	13,464,258	15,398,913	14.37
CAMBODIA	461	167	-63.77	3,132	2,250	-28.16
BRUNEI DARUSSALAM	15,408	31,717	105.85	38,531	89,031	131.06
VIET NAM	8,384,286	12,183,703	45.32	6,525,186	12,523,819	91.93
INDIA	0	30,435	-	0	142,875	-
PAKISTAN	286	11,999	4,095.45	1,266	71,546	5,551.34
BANGLADESH	15,610	0	-100.00	4,671	0	-100.00

TABEL 5. PERKEMBANGAN EKSPOR INDONESIA MENURUT KOMODITI DAN NEGARA TUJUAN

JENIS BARANG	BERAT BERSIH (KG)		PERUB	NILAI FOB (US \$)		PERUB
	JAN-MEI 2009	JAN-MEI 2010	%	JAN-MEI 2009	JAN-MEI 2010	%
	(1)	(2)	(3)	(4)	(5)	(6)
SRI LANKA	145,122	492,769	239.55	346,950	739,118	113.03
IRAN (ISLAMIC REPUBLIC OF)	147,379	478,843	224.91	154,942	766,866	394.94
SAUDI ARABIA	123,122	93,312	-24.21	93,246	137,012	46.94
ISRAEL	244,151	285,121	16.78	584,657	760,863	30.14
KUWAIT	1,301	11,353	772.64	6,959	9,592	37.84
JORDAN	3,195	3,348	4.79	8,613	8,390	-2.59
LEBANON	1,432	1,198	-16.34	781	4,066	420.61
SYRIA ARAB REPUBLIC	8,073	7,206	-10.74	15,151	18,167	19.91
TURKEY	266	2,270	753.38	2,483	5,150	107.41
UNITED ARAB EMIRATES	71,227	266,987	274.84	153,576	581,199	278.44
QATAR	112	132	17.86	1,529	12,026	686.53
BAHRAIN	45	76	68.89	457	1,039	127.35
CYPRUS	584	1,550	165.41	1,516	3,797	150.46
EGYPT	909,476	383,399	-57.84	676,669	260,911	-61.44
MOROCCO	160	0	-100.00	320	0	-100.00
TUNISIA	482,392	184,079	-61.84	510,766	221,705	-56.59
ALGERIA	72,726	90,661	24.66	86,065	217,086	152.23
NAMIBIA	147,268	150,641	2.29	155,318	195,950	26.16
KENYA	40	0	-100.00	683	0	-100.00
REUNION	12,000	36,000	200.00	48,000	164,280	242.25
MOZAMBIQUE	379,399	683,576	80.17	480,372	968,567	101.63
TOGO	0	15,500	-	0	21,380	-
GHANA	172,500	139,500	-19.13	176,600	190,760	8.02
ANGOLA	138,098	54,000	-60.90	141,000	129,600	-8.09
CONGO	0	181,210	-	0	403,008	-
SIERRA LEONE	21,000	0	-100.00	19,000	0	-100.00
BENIN	0	15,500	-	0	21,380	-
GAMBIA	0	180,000	-	0	432,000	-
SOUTH AFRICA	7,990	81,958	925.76	12,795	118,915	829.39
MAURITIUS	284,393	189,844	-33.25	451,083	353,799	-21.57
AUSTRALIA	645,829	625,010	-3.22	1,405,178	1,351,742	-3.80
NEW ZEALAND	41,979	52,243	24.45	88,040	84,617	-3.89
GUAM	17,999	54,000	200.02	41,130	70,740	71.99
AMERICAN SAMOA	174,579	95,834	-45.11	160,778	65,352	-59.35
FIJI	71,283	18,595	-73.91	72,802	20,053	-72.46
KIRIBATI	0	1,501	-	0	3,220	-
SAMOA	259,610	110,415	-57.47	257,566	118,648	-53.93
SOLOMON ISLANDS	0	18,594	-	0	19,693	-
EAST TIMOR	0	17,966	-	0	23,386	-
UNITED STATES	1,763,382	2,013,559	14.19	6,111,566	10,143,920	65.98
CANADA	57,118	65,487	14.65	252,059	132,033	-47.62
MEXICO	350,790	32,737	-90.67	1,830,096	225,199	-87.69
GUATEMALA	32,290	80,276	148.61	48,222	124,085	157.32
PANAMA	189,669	49,593	-73.85	245,671	64,600	-73.70
SURINAME	24,080	216,000	797.01	6,598	145,336	2,102.73
VENEZUELA	152	130	-14.47	719	337	-53.13
ARGENTINA	1,010	170	-83.17	4,136	2,147	-48.09
BRAZIL	295	321	8.81	198	259	30.81
COLOMBIA	0	25,081	-	0	43,071	-
URUGUAY	81,726	26,000	-68.19	79,092	28,080	-64.50
PARAGUAY	0	40	-	0	1,327	-
PERU	25,522	582	-97.72	33,966	1,375	-95.95
TRINIDAD AND TOBAGO	81,000	130,000	60.49	92,100	128,280	39.28
PUERTO RICO	151,593	95,418	-37.06	755,913	415,267	-45.06
DOMINICAN REPUBLIC	134,116	48,480	-63.85	355,760	188,891	-46.90
EL SALVADOR	0	25,999	-	0	15,730	-
FRENCH POLYNESIA	84,000	87,729	4.44	57,120	43,195	-24.38
MARTINIQUE	0	31,700	-	0	90,774	-
GUADELOUPE	0	14,529	-	0	26,248	-
UNITED KINGDOM	220,112	168,879	-23.28	512,900	417,552	-18.59
NETHERLANDS	328,121	214,601	-34.60	675,443	422,376	-37.47
FRANCE	196,073	282,199	43.93	475,130	730,429	53.73
GERMANY, FED. REP. OF	86,620	33,000	-61.90	742,673	227,722	-69.34
AUSTRIA	17,355	6,131	-64.67	57,265	33,299	-41.85
BELGIUM	135,263	280,067	107.05	362,763	445,011	22.67
SWITZERLAND	9,544	4,359	-54.33	63,503	31,485	-50.42
DENMARK	12,834	16,596	29.31	32,081	52,649	64.11
NORWAY	3,729	3,533	-5.26	4,337	8,122	87.27
SWEDEN	5,246	5,208	-0.72	61,247	55,756	-8.97
FINLAND	88	155	76.14	166	365	119.88
IRELAND	505	1,869	270.10	1,280	6,610	416.41
ITALY	174,741	226,017	29.34	520,141	681,402	31.00
SPAIN	16,142	146,901	810.05	62,184	252,972	306.81
PORTUGAL	2,077	99,414	4,686.42	5,261	193,619	3,580.27
MONTSERRAT	0	11,265	-	0	12,081	-
GREECE	17,549	54,030	207.88	32,913	128,976	291.87
DEMOCRATIC REPUBLIC OF THE	62,000	343,188	453.53	78,000	758,062	871.87
HUNGARY	1,705	2,114	23.99	4,042	6,974	72.54

TABEL 5. PERKEMBANGAN EKSPOR INDONESIA MENURUT KOMODITI DAN NEGARA TUJUAN

JENIS BARANG	BERAT BERSIH (KG)		PERUB	NILAI FOB (US \$)		PERUB
	JAN-MEI 2009	JAN-MEI 2010	%	JAN-MEI 2009	JAN-MEI 2010	%
	(1)	(2)	(3)	(4)	(5)	(6)
POLAND	14,457	11,483	-20.57	98,530	116,134	17.87
ROMANIA	2,591	1,027	-60.36	1,910	3,658	91.52
BULGARIA	0	171	-	0	575	-
YUGOSLAVIA	301	0	-100.00	166	0	-100.00
ARMENIA	0	13	-	0	96	-
KAZAKHSTAN	0	15	-	0	219	-
UKRAINE	26,923	127,339	372.97	6,551	100,358	1,431.95
LITHUANIA	382	215	-43.72	647	344	-46.83
CROATIA	0	74	-	0	40	-
MALTA	380	10	-97.37	1,596	282	-82.33
SLOVAKIA	770	0	-100.00	4,540	0	-100.00
SLOVENIA	0	32	-	0	198	-
CZECH REPUBLIC	9,912	11,062	11.60	79,407	142,940	80.01
REP. OF MACEDONIA	0	118	-	0	623	-
RUSSIA FEDERATION	138,969	1,163,858	737.49	483,189	2,970,506	514.77
-BIJI BUNGA	15,687	55,718	255.19	1,013,042	854,063	-15.69
SINGAPORE	38	9,295	24,360.53	101,076	155,077	53.43
MALAYSIA	2,664	740	-72.22	1,714	456	-73.40
VIET NAM	0	6,020	-	0	1,250	-
INDIA	12,640	39,257	210.58	10,112	64,952	542.33
AUSTRALIA	0	23	-	0	47	-
EAST TIMOR	0	20	-	0	18	-
UNITED KINGDOM	45	14	-68.89	181,379	44,756	-75.32
NETHERLANDS	245	210	-14.29	661,677	563,762	-14.80
FRANCE	45	134	197.78	12,400	8,373	-32.48
DENMARK	10	5	-50.00	44,684	15,372	-65.60
-BIJI KAPAS	416,420	887,300	113.08	94,762	212,082	123.80
JAPAN	100,000	250,000	150.00	14,410	52,885	267.00
TAIWAN	316,420	620,300	96.04	80,352	152,666	90.00
MALAYSIA	0	17,000	-	0	6,531	-
-BIJI LAINNYA	41,547,926	84,298,963	102.90	5,594,316	9,594,023	71.50
JAPAN	9,218,805	9,484,203	2.88	442,080	621,407	40.56
HONG KONG	386,961	415,673	7.42	449,693	478,254	6.35
KOREA, REPUBLIC OF	110,463	531,867	381.49	95,512	372,760	290.28
TAIWAN	28,865	859,969	2,879.28	26,786	694,302	2,492.03
CHINA	705,827	597,248	-15.38	888,330	1,041,507	17.24
THAILAND	2,302,284	129,142	-94.39	511,507	434,430	-15.07
SINGAPORE	255,669	312,512	22.23	230,518	202,796	-12.03
PHILIPPINES	78,799	180,655	129.26	102,190	219,499	114.79
MALAYSIA	550,744	609,467	10.66	594,169	786,208	32.32
BRUNEI DARUSSALAM	4,479	85	-98.10	11,919	7,137	-40.12
VIET NAM	1,281	532,305	41,453.86	119,472	769,655	544.21
INDIA	37,788	154,983	310.14	261,739	549,894	110.09
PAKISTAN	867	16,340	1,784.66	1,363	12,974	851.87
SAUDI ARABIA	1,530	4,500	194.12	1,877	3,913	108.47
TURKEY	0	71,712	-	0	38,007	-
CAMEROON	1,641	1,964	19.68	42,337	85,519	102.00
NIGERIA	279	186	-33.33	67,500	100	-99.85
COTE D'IVOIRE	360	190	-47.22	93,750	5,400	-94.24
AUSTRALIA	31,509	28,673	-9.00	73,292	73,616	0.44
EAST TIMOR	43,732	81,730	86.89	35,802	59,313	65.67
UNITED STATES	18,450	34,048	84.54	2,768	9,322	236.78
COLOMBIA	2,400	0	-100.00	240,000	0	-100.00
UNITED KINGDOM	7,200	0	-100.00	20,757	0	-100.00
NETHERLANDS	2,934	4,212	43.56	9,145	5,313	-41.90
FRANCE	490	0	-100.00	354	0	-100.00
GERMANY, FED. REP. OF	1	0	-100.00	4	0	-100.00
ITALY	27,754,478	70,247,299	153.10	1,248,952	3,122,697	150.03
DEMOCRATIC REPUBLIC OF THE	90	0	-100.00	22,500	0	-100.00
BULU BEBEK	64,936	133,933	106.25	48,504	116,729	140.66
TAIWAN	64,936	48,061	-25.99	48,504	35,150	-27.53
VIET NAM	0	85,872	-	0	81,579	-
DAMAR DAN GETAH DAMAR	15,950,755	17,152,085	7.53	13,333,875	17,760,830	33.20
JAPAN	92,400	403,200	336.36	77,520	423,360	446.13
KOREA, REPUBLIC OF	730,600	748,799	2.49	589,440	784,416	33.08
TAIWAN	1,151,689	1,648,796	43.16	925,532	1,661,299	79.50
CHINA	480,000	345,600	-28.00	422,400	334,080	-20.91
THAILAND	115,200	172,938	50.12	92,160	179,354	94.61
SINGAPORE	9,862	38,400	289.37	23,370	59,904	156.33
PHILIPPINES	134,400	211,200	57.14	109,440	213,246	94.85
MALAYSIA	73,400	235,500	220.84	62,927	308,011	389.47
VIET NAM	0	19,200	-	0	21,120	-
INDIA	5,055,302	5,402,857	6.88	4,190,863	5,623,982	34.20

TABEL 5. PERKEMBANGAN EKSPOR INDONESIA MENURUT KOMODITI DAN NEGARA TUJUAN

JENIS BARANG	BERAT BERSIH (KG)		PERUB	NILAI FOB (US \$)		PERUB
	JAN-MEI 2009	JAN-MEI 2010	%	JAN-MEI 2009	JAN-MEI 2010	%
	(1)	(2)	(3)	(4)	(5)	(6)
PAKISTAN	2,340,320	747,100	-68.08	1,870,560	759,953	-59.37
BANGLADESH	768,000	288,000	-62.50	622,080	274,560	-55.86
SRI LANKA	0	19,200	-	0	32,640	-
IRAN (ISLAMIC REPUBLIC OF)	0	38,400	-	0	42,240	-
JORDAN	64,000	15,600	-75.63	60,130	23,851	-60.33
SYRIA ARAB REPUBLIC	0	16,000	-	0	25,229	-
TURKEY	211,200	479,999	127.27	170,880	476,059	178.59
UNITED ARAB EMIRATES	20,782	19,200	-7.61	19,120	23,232	21.51
NIGERIA	115,200	0	-100.00	92,160	0	-100.00
AUSTRALIA	0	19,220	-	0	23,268	-
NEW ZEALAND	38,400	43,200	12.50	30,720	42,096	37.03
UNITED STATES	0	465,280	-	0	522,208	-
MEXICO	40,000	79,200	98.00	47,000	135,480	188.26
VENEZUELA	0	19,200	-	0	17,280	-
COLOMBIA	38,400	0	-100.00	30,720	0	-100.00
ECUADOR	38,400	19,200	-50.00	30,720	23,232	-24.38
NETHERLANDS	919,200	1,209,600	31.59	856,704	1,132,896	32.24
FRANCE	192,000	691,998	260.42	153,600	736,000	379.17
GERMANY, FED. REP. OF	1,725,600	1,028,800	-40.38	1,566,141	1,115,287	-28.79
BELGIUM	365,600	863,999	136.32	303,480	863,808	184.63
FINLAND	115,200	76,800	-33.33	92,160	90,624	-1.67
ITALY	750,800	787,200	4.85	599,040	781,864	30.52
SPAIN	307,200	441,600	43.75	247,680	439,200	77.33
PORTUGAL	0	326,400	-	0	337,920	-
GREECE	0	57,600	-	0	63,360	-
POLAND	38,400	172,799	350.00	30,720	169,771	452.64
ROMANIA	19,200	0	-100.00	16,608	0	-100.00
KOPAL DAN LAIN-LAIN	11,472,973	10,941,216	-4.63	8,098,146	8,477,166	4.68
JAPAN	196,000	913	-99.53	362,423	1,846	-99.49
HONG KONG	58,975	15,002	-74.56	79,424	60,955	-23.25
KOREA, REPUBLIC OF	37,000	34,998	-5.41	88,681	53,442	-39.74
TAIWAN	101,837	220,428	116.45	140,336	143,444	2.21
CHINA	250,108	454,378	81.67	702,417	668,033	-4.90
THAILAND	81,207	168,395	107.37	153,055	226,363	47.90
SINGAPORE	617,259	622,783	0.89	1,037,570	1,070,336	3.16
PHILIPPINES	35,084	172,187	390.78	49,830	49,354	-0.96
MALAYSIA	248,574	820,142	229.94	351,314	492,147	40.09
NEPAL	36,000	0	-100.00	5,200	0	-100.00
VIET NAM	162,184	286,499	76.65	184,883	305,249	65.10
INDIA	6,190,809	4,625,221	-25.29	2,628,530	2,361,284	-10.17
PAKISTAN	762,309	565,676	-25.79	440,299	366,432	-16.78
BANGLADESH	1,105,700	1,115,480	0.88	385,372	452,778	17.49
SRI LANKA	338,896	350,305	3.37	101,768	129,588	27.34
IRAQ	0	50,000	-	0	24,000	-
SAUDI ARABIA	312,862	276,944	-11.48	188,726	192,607	2.06
ISRAEL	15,000	0	-100.00	17,921	0	-100.00
YEMEN	19,979	19,980	0.01	14,484	9,990	-31.03
SYRIA ARAB REPUBLIC	33,279	119,193	258.16	45,136	72,781	61.25
UNITED ARAB EMIRATES	254,739	237,561	-6.74	214,327	112,719	-47.41
BAHRAIN	200	0	-100.00	10,000	0	-100.00
EGYPT	91,600	183,456	100.28	165,760	285,264	72.09
LIBYAN ARAB JAMAHIRIYA	20,000	37,650	88.25	14,100	35,768	153.67
TUNISIA	21,000	19,999	-4.77	8,925	26,197	193.52
SUDAN	78,999	21,000	-73.42	45,870	9,450	-79.40
REUNION	0	216	-	0	256	-
SEYCHELLES	0	2,004	-	0	1,000	-
NIGER	20,800	0	-100.00	14,560	0	-100.00
DJIBOUTI	0	20,000	-	0	9,500	-
SOUTH AFRICA	0	15,043	-	0	8,218	-
AUSTRALIA	0	267	-	0	2,491	-
NEW ZEALAND	0	550	-	0	3,575	-
NEW CALEDONIA	29	21	-27.59	24	27	12.50
VANUATU	166	0	-100.00	232	0	-100.00
EAST TIMOR	0	65	-	0	94	-
UNITED STATES	15,043	54,860	264.69	11,930	58,972	394.32
CANADA	18	58,500	324,900.00	23	104,250	453,160.87
MEXICO	59	288	388.14	810	1,716	111.85
BRAZIL	0	1,000	-	0	6,500	-
FRENCH POLYNESIA	1,381	524	-62.06	1,188	808	-31.99
GUADELOUPE	0	1,038	-	0	2,551	-
UNITED KINGDOM	31,400	10,000	-68.15	96,984	119,300	23.01
NETHERLANDS	16,217	381	-97.65	20,080	236	-98.82
FRANCE	8,781	82,424	838.66	16,609	184,896	1,013.23
GERMANY, FED. REP. OF	239,678	66,110	-72.42	200,076	220,149	10.03
BELGIUM	5,116	10,595	107.10	5,228	15,153	189.84
SWITZERLAND	0	50	-	0	2,200	-
SWEDEN	427	0	-100.00	692	0	-100.00

TABEL 5. PERKEMBANGAN EKSPOR INDONESIA MENURUT KOMODITI DAN NEGARA TUJUAN

JENIS BARANG	BERAT BERSIH (KG)		PERUB %	NILAI FOB (US \$)		PERUB %
	JAN-MEI 2009	JAN-MEI 2010		JAN-MEI 2009	JAN-MEI 2010	
(1)	(2)	(3)	(4)	(5)	(6)	(7)
ITALY	60,617	135,561	123.64	287,939	538,474	87.01
SPAIN	3,641	4,367	19.94	5,420	9,850	81.73
PORTUGAL	0	1,002	-	0	6,353	-
ANDORRA	0	32,100	-	0	9,389	-
HUNGARY	0	2,387	-	0	1,169	-
POLAND	0	48	-	0	1,224	-
BULGARIA	0	16,125	-	0	11,288	-
UKRAINE	0	7,500	-	0	7,500	-
SAYUR-SAYURAN	26,447,997	36,109,514	36.53	13,779,274	23,818,474	72.86
JAPAN	1,622,893	2,630,236	62.07	2,306,388	3,953,266	71.41
HONG KONG	254,283	75,274	-70.40	87,991	116,938	32.90
KOREA, REPUBLIC OF	302,210	46,519	-84.61	984,007	62,148	-93.68
TAIWAN	1,987,235	638,913	-67.85	326,980	366,539	12.10
CHINA	136,141	655,786	381.70	51,314	692,210	1,248.97
THAILAND	504,028	1,983,452	293.52	520,481	2,140,821	311.32
SINGAPORE	8,418,217	8,631,230	2.53	4,055,047	5,017,561	23.74
PHILIPPINES	2,746,598	4,549,236	65.63	1,049,699	2,791,022	165.89
MALAYSIA	9,405,302	7,094,095	-24.57	3,082,717	2,503,075	-18.80
BRUNEI DARUSSALAM	31,866	17,914	-43.78	97,066	60,826	-37.34
VIET NAM	0	1,838,624	-	0	1,168,778	-
MALDIVES	0	63	-	0	277	-
INDIA	185	4,168,098	2,252,925.95	20,210	2,935,657	14,425.76
PAKISTAN	0	1,758,020	-	0	567,840	-
SAUDI ARABIA	35,225	39,750	12.85	18,404	19,578	6.38
UNITED ARAB EMIRATES	14,815	624,774	4,117.17	24,020	233,262	871.12
QATAR	14,827	798	-94.62	25,135	593	-97.64
BAHRAIN	25,493	0	-100.00	41,411	0	-100.00
MADAGASCAR	751	0	-100.00	1,143	0	-100.00
NIGERIA	0	9,000	-	0	7,164	-
SOUTH AFRICA	0	556	-	0	2,248	-
AUSTRALIA	2,043	0	-100.00	4,891	0	-100.00
GUAM	0	124	-	0	1,484	-
EAST TIMOR	9,558	224,118	2,244.82	6,161	33,600	445.37
UNITED STATES	359,914	277,070	-23.02	508,534	358,392	-29.52
NETHERLANDS	82,395	280,228	240.10	97,662	298,907	206.06
FRANCE	518	570	10.04	518	570	10.04
GERMANY, FED. REP. OF	0	94,031	-	0	93,418	-
DENMARK	0	6	-	0	6	-
SWEDEN	0	17,399	-	0	10,063	-
PORTUGAL	0	7,130	-	0	1,170	-
RUSSIA FEDERATION	493,500	446,500	-9.52	469,495	381,061	-18.84
BUAH-BUAHAN	101,128,731	105,671,823	4.49	49,049,648	59,216,457	20.73
JAPAN	3,593	27,843	674.92	12,574	30,282	140.83
HONG KONG	3,440,218	5,690,165	65.40	2,294,402	4,540,173	97.88
KOREA, REPUBLIC OF	94,296	25,239	-73.23	39,658	18,347	-53.74
TAIWAN	15,573	57,176	267.15	6,790	22,547	232.06
CHINA	2,226,739	4,885,708	119.41	1,232,653	4,054,136	228.90
MACAU	0	450	-	0	925	-
THAILAND	346	18,445	5,230.92	1,416	6,635	368.57
SINGAPORE	13,259,580	17,700,371	33.49	5,251,062	9,659,098	83.95
PHILIPPINES	0	9	-	0	16	-
MALAYSIA	2,570,935	1,802,797	-29.88	814,712	720,294	-11.59
BRUNEI DARUSSALAM	4,205	17,578	318.03	11,474	60,225	424.88
NEPAL	6,161,036	8,148,257	32.25	2,611,469	3,622,644	38.72
VIET NAM	332,932	315,963	-5.10	219,379	150,461	-31.42
INDIA	32,119,278	25,242,740	-21.41	14,978,634	11,084,404	-26.00
PAKISTAN	34,646,855	35,673,681	2.96	18,168,831	20,848,449	14.75
BANGLADESH	5,327,210	4,672,155	-12.30	2,746,470	3,373,297	22.82
SRI LANKA	18,000	144,000	700.00	10,800	82,800	666.67
SAUDI ARABIA	132,978	240,354	80.75	57,976	205,657	254.73
KUWAIT	6,210	12,972	108.89	6,412	23,323	263.74
OMAN	9,577	5,542	-42.13	5,747	3,327	-42.11
TURKEY	15,266	0	-100.00	4,756	0	-100.00
UNITED ARAB EMIRATES	563,806	786,434	39.49	319,574	455,915	42.66
QATAR	17,945	57,488	220.36	14,541	46,320	218.55
BAHRAIN	2,035	20,373	901.13	1,109	21,497	1,838.41
SOUTH AFRICA	0	77	-	0	282	-
MAURITIUS	0	2	-	0	29	-
AUSTRALIA	1,199	139	-88.41	3,268	492	-84.94
FIJI	163	0	-100.00	575	0	-100.00
EAST TIMOR	0	250	-	0	123	-
UNITED STATES	20,596	20,996	1.94	37,461	21,275	-43.21
CANADA	345	0	-100.00	1,108	0	-100.00
UNITED KINGDOM	0	40	-	0	190	-
NETHERLANDS	108,085	51,097	-52.73	167,758	108,641	-35.24
FRANCE	16,631	38,068	128.90	16,925	37,318	120.49

TABEL 5. PERKEMBANGAN EKSPOR INDONESIA MENURUT KOMODITI DAN NEGARA TUJUAN

JENIS BARANG	BERAT BERSIH (KG)		PERUB	NILAI FOB (US \$)		PERUB
	JAN-MEI 2009	JAN-MEI 2010	%	JAN-MEI 2009	JAN-MEI 2010	%
(1)	(2)	(3)	(4)	(5)	(6)	(7)
GERMANY, FED. REP. OF	1,535	1,196	-22.08	4,498	3,117	-30.70
BELGIUM	9,850	2,260	-77.06	5,910	2,260	-61.76
SWITZERLAND	266	240	-9.77	266	240	-9.77
DENMARK	500	9,328	1,765.60	500	9,328	1,765.60
ITALY	948	2,390	152.11	940	2,390	154.26
KULIT KERANG DAN LAIN-LAIN	2,057,537	6,762,258	228.66	831,362	4,217,186	407.26
JAPAN	258,794	437,752	69.15	130,289	255,170	95.85
HONG KONG	18,171	18,544	2.05	5,957	13,606	128.40
KOREA, REPUBLIC OF	1,880	21,846	1,062.02	1,880	225,367	11,887.61
TAIWAN	0	90	-	0	510	-
CHINA	1,648,534	5,363,437	225.35	557,254	2,094,762	275.91
THAILAND	9,015	29,354	225.61	43,250	76,120	76.00
SINGAPORE	0	3,580	-	0	21,619	-
MALAYSIA	0	4,116	-	0	18,429	-
VIET NAM	92,132	270,323	193.41	43,446	247,223	469.04
INDIA	8,975	88,516	886.25	3,019	39,635	1,212.85
IRAN (ISLAMIC REPUBLIC OF)	0	3,083	-	0	2,377	-
ISRAEL	0	4,113	-	0	18,632	-
KUWAIT	0	653	-	0	820	-
JORDAN	0	669	-	0	1,565	-
LEBANON	0	345	-	0	842	-
SYRIA ARAB REPUBLIC	0	411	-	0	628	-
TURKEY	0	2,706	-	0	6,179	-
UNITED ARAB EMIRATES	0	989	-	0	2,286	-
CYPRUS	0	984	-	0	482	-
SOUTH AFRICA	0	9,364	-	0	14,540	-
AUSTRALIA	878	5	-99.43	576	20	-96.53
COOK ISLANDS	406	230	-43.35	1,967	4,030	104.88
UNITED STATES	7,182	265,907	3,602.41	10,952	588,586	5,274.23
CANADA	1,249	27,479	2,100.08	558	75,327	13,399.46
MEXICO	0	1,115	-	0	5,341	-
PANAMA	0	2,165	-	0	11,781	-
VENEZUELA	0	106	-	0	275	-
BRAZIL	24	853	3,454.17	27	1,503	5,466.67
PERU	0	286	-	0	799	-
GUADELOUPE	135	0	-100.00	236	0	-100.00
UNITED KINGDOM	257	36,742	14,196.50	2,676	98,219	3,570.37
NETHERLANDS	0	22,799	-	0	107,389	-
FRANCE	0	27,594	-	0	68,331	-
GERMANY, FED. REP. OF	7,976	42,029	426.94	5,315	65,164	1,126.04
AUSTRIA	0	3,691	-	0	5,432	-
BELGIUM	0	3,874	-	0	4,626	-
SWITZERLAND	0	1,199	-	0	2,741	-
DENMARK	0	1,359	-	0	2,642	-
NORWAY	0	1,390	-	0	6,834	-
SWEDEN	0	3,401	-	0	4,392	-
IRELAND	0	311	-	0	1,094	-
ITALY	1,895	34,982	1,746.02	23,913	54,905	129.60
SPAIN	34	7,040	20,605.88	47	28,870	61,325.53
PORTUGAL	0	947	-	0	2,925	-
GREECE	0	2,219	-	0	5,260	-
HUNGARY	0	1,184	-	0	2,980	-
POLAND	0	3,297	-	0	12,557	-
ROMANIA	0	578	-	0	470	-
UKRAINE	0	784	-	0	1,487	-
LITHUANIA	0	110	-	0	177	-
CZECH REPUBLIC	0	318	-	0	2,160	-
REP. OF MACEDONIA	0	27	-	0	143	-
RUSSIA FEDERATION	0	7,362	-	0	9,934	-
TANAMAN OBAT	4,700,228	4,475,975	-4.77	4,644,050	4,935,545	6.28
JAPAN	13,690	681,612	4,878.90	116,277	197,162	69.56
HONG KONG	61,118	34,724	-43.19	35,045	17,491	-50.09
KOREA, REPUBLIC OF	83,996	6,040	-92.81	89,735	9,144	-89.81
TAIWAN	1,142,517	1,200,148	5.04	405,202	781,324	92.82
CHINA	378,394	757,871	100.29	156,804	684,855	336.76
MACAU	24	1,265	5,170.83	1,243	10,225	722.61
SINGAPORE	810,186	729,723	-9.93	738,786	773,532	4.70
MALAYSIA	221,589	94,431	-57.38	84,331	53,469	-36.60
LAO PEOPLE'S DEMOCRATIC RE	0	500	-	0	3,500	-
VIET NAM	67,244	29,405	-56.27	43,150	79,885	85.13
INDIA	325,738	222,884	-31.58	405,382	312,457	-22.92
PAKISTAN	12,335	14,410	16.82	25,381	5,764	-77.29
SAUDI ARABIA	465,869	234,510	-49.66	1,175,663	1,162,870	-1.09
KUWAIT	2,661	1,122	-57.84	12,327	74,523	504.55
JORDAN	90	0	-100.00	2,650	0	-100.00
YEMEN	16,220	150	-99.08	6,700	3,000	-55.22

TABEL 5. PERKEMBANGAN EKSPOR INDONESIA MENURUT KOMODITI DAN NEGARA TUJUAN

JENIS BARANG	BERAT BERSIH (KG)		PERUB	NILAI FOB (US \$)		PERUB
	JAN-MEI 2009	JAN-MEI 2010	%	JAN-MEI 2009	JAN-MEI 2010	%
	(1)	(2)	(3)	(4)	(5)	(6)
UNITED ARAB EMIRATES	528,730	197,197	-62.70	492,008	238,269	-51.57
QATAR	618	545	-11.81	1,843	7,625	313.73
EGYPT	19,000	0	-100.00	2,800	0	-100.00
LIBYAN ARAB JAMAHIRIYA	180,170	99,560	-44.74	64,880	41,624	-35.84
MOROCCO	0	5,094	-	0	17,113	-
TUNISIA	18,000	0	-100.00	8,100	0	-100.00
SUDAN	109,000	55,000	-49.54	31,410	17,332	-44.82
BENIN	55,500	0	-100.00	11,100	0	-100.00
MAURITIUS	0	443	-	0	86	-
AUSTRALIA	2,263	0	-100.00	2,870	0	-100.00
EAST TIMOR	0	52	-	0	33	-
UNITED STATES	41,720	0	-100.00	57,800	0	-100.00
CANADA	100	0	-100.00	200	0	-100.00
NETHERLANDS	1,439	0	-100.00	20,341	0	-100.00
FRANCE	11,939	5,019	-57.96	235,781	168,702	-28.45
GERMANY, FED. REP. OF	119,760	53,696	-55.16	362,669	138,414	-61.83
BELGIUM	580	0	-100.00	2,320	0	-100.00
NORWAY	0	8	-	0	20	-
ITALY	0	10,133	-	0	20,118	-
UKRAINE	0	14,000	-	0	7,000	-
RUSSIA FEDERATION	9,738	26,433	171.44	51,252	110,008	114.64
-GANGGANG LAUT	34,095,844	41,407,172	21.44	31,721,985	47,427,825	49.51
JAPAN	37,990	113,000	197.45	71,257	185,769	160.70
HONG KONG	357,889	1,969,658	450.35	164,413	573,362	248.73
KOREA, REPUBLIC OF	1,702,692	834,020	-51.02	1,582,016	1,067,830	-32.50
TAIWAN	172,615	79,052	-54.20	69,780	28,807	-58.72
CHINA	20,394,528	21,322,411	4.55	14,723,465	21,328,578	44.86
THAILAND	51,650	38,000	-26.43	29,185	101,350	247.27
SINGAPORE	1,686	2,420	43.53	41,989	4,839	-88.48
PHILIPPINES	2,100,335	5,906,675	181.23	2,346,978	7,744,638	229.98
MALAYSIA	226,435	212,875	-5.99	378,074	171,037	-54.76
VIET NAM	2,513,525	5,027,471	100.02	1,435,128	3,323,974	131.62
INDIA	13,800	0	-100.00	5,865	0	-100.00
MOROCCO	25,000	22,000	-12.00	11,500	13,200	14.78
TUNISIA	40,000	0	-100.00	42,400	0	-100.00
SOUTH AFRICA	0	5,000	-	0	37,000	-
AUSTRALIA	21,000	102,000	385.71	115,500	336,300	191.17
UNITED STATES	1,243,600	922,758	-25.80	1,579,805	2,337,566	47.97
CANADA	24,000	0	-100.00	9,600	0	-100.00
MEXICO	81,000	0	-100.00	200,850	0	-100.00
CHILE	586,732	1,324,920	125.81	1,120,718	2,348,685	109.57
VENEZUELA	40,000	0	-100.00	28,000	0	-100.00
ARGENTINA	200,000	350,000	75.00	99,000	237,000	139.39
BRAZIL	1,039,999	436,161	-58.06	1,491,250	619,601	-58.45
UNITED KINGDOM	366,400	448,600	22.43	2,335,140	2,468,257	5.70
FRANCE	1,605,809	919,000	-42.77	1,500,675	973,874	-35.10
GERMANY, FED. REP. OF	63,002	147,042	133.39	186,918	928,201	396.58
BELGIUM	124,000	226,000	82.26	489,800	1,014,050	107.03
DENMARK	147,700	525,999	256.13	89,740	542,715	504.76
ITALY	20,000	10,000	-50.00	223,867	72,706	-67.52
SPAIN	831,277	420,110	-49.46	846,362	810,986	-4.18
LITHUANIA	42,000	21,000	-50.00	326,550	12,600	-96.14
RUSSIA FEDERATION	21,180	21,000	-0.85	176,160	144,900	-17.75
-LAINNYA	10,864,464	43,598,917	301.30	756,643	2,248,430	197.16
JAPAN	21,545	68,272	216.88	23,828	55,778	134.09
HONG KONG	53	12	-77.36	247	50	-79.76
TAIWAN	743,564	650,428	-12.53	309,574	329,805	6.54
PAPUA NEW GUINEA	151	0	-100.00	124	0	-100.00
THAILAND	9,785,551	35,977,030	267.65	208,283	1,493,008	616.82
SINGAPORE	3,866	20,196	422.40	2,645	21,325	706.24
PHILIPPINES	1,528	0	-100.00	2,252	0	-100.00
MALAYSIA	99,147	140,905	42.12	17,022	19,770	16.14
VIET NAM	0	430	-	0	6,450	-
MALDIVES	144	1,998	1,287.50	337	1,300	285.76
INDIA	12,778	34,272	168.21	25,057	23,178	-7.50
SAUDI ARABIA	4,475	1,600	-64.25	1,180	17,500	1,383.05
LEBANON	4,374	0	-100.00	1,000	0	-100.00
UNITED ARAB EMIRATES	26	0	-100.00	74	0	-100.00
QATAR	11,287	0	-100.00	4,900	0	-100.00
BAHRAIN	0	43,168	-	0	1,433	-
CYPRUS	196	0	-100.00	548	0	-100.00
MOROCCO	1,596	0	-100.00	1,322	0	-100.00
TUNISIA	10,889	5,795	-46.78	6,710	4,190	-37.56
REUNION	559	0	-100.00	2,373	0	-100.00
SEYCHELLES	838	0	-100.00	957	0	-100.00
SOUTH AFRICA	775	0	-100.00	714	0	-100.00

TABEL 5. PERKEMBANGAN EKSPOR INDONESIA MENURUT KOMODITI DAN NEGARA TUJUAN

JENIS BARANG	BERAT BERSIH (KG)		PERUB	NILAI FOB (US \$)		PERUB
	JAN-MEI 2009	JAN-MEI 2010	%	JAN-MEI 2009	JAN-MEI 2010	%
(1)	(2)	(3)	(4)	(5)	(6)	(7)
AUSTRALIA	34,089	1,615	-95.26	21,664	1,401	-93.53
UNITED STATES	3,373	61	-98.19	2,923	52	-98.22
CANADA	1,864	49	-97.37	6,071	95	-98.44
NICARAGUA	658	0	-100.00	1,340	0	-100.00
ARGENTINA	0	29	-	0	30	-
JAMAICA	1,768	0	-100.00	2,340	0	-100.00
FRENCH GUIANA	171	0	-100.00	578	0	-100.00
UNITED KINGDOM	2,347	0	-100.00	8,892	0	-100.00
NETHERLANDS	4,289	0	-100.00	8,638	0	-100.00
FRANCE	8,603	8,347	-2.98	18,651	1,103	-94.09
GERMANY, FED. REP. OF	21,317	200	-99.06	20,214	192	-99.05
BELGIUM	5,252	2,765	-47.35	4,833	7,250	50.01
SWITZERLAND	599	0	-100.00	3,946	0	-100.00
DENMARK	218	0	-100.00	398	0	-100.00
ITALY	11,081	6,626,332	59,699.04	13,367	245,261	1,734.82
SPAIN	15,177	0	-100.00	16,988	0	-100.00
PORTUGAL	0	15,240	-	0	18,979	-
GREECE	627	0	-100.00	2,479	0	-100.00
LITHUANIA	882	0	-100.00	2,622	0	-100.00
CROATIA	45,773	0	-100.00	6,923	0	-100.00
SLOVAKIA	0	173	-	0	280	-
SLOVENIA	2,787	0	-100.00	3,594	0	-100.00
RUSSIA FEDERATION	247	0	-100.00	1,035	0	-100.00
-MUTIARA	1,410	2,300	63.12	6,140,201	11,988,355	95.24
JAPAN	461	966	109.54	2,172,824	5,740,921	164.21
HONG KONG	750	1,215	62.00	2,224,717	4,704,395	111.46
KOREA, REPUBLIC OF	0	17	-	0	157,816	-
SINGAPORE	1	0	-100.00	1,322	0	-100.00
UNITED ARAB EMIRATES	1	0	-100.00	9,520	0	-100.00
AUSTRALIA	188	99	-47.34	1,692,039	1,382,785	-18.28
NEW ZEALAND	0	1	-	0	1,439	-
UNITED STATES	4	0	-100.00	39,727	0	-100.00
NETHERLANDS	5	0	-100.00	52	0	-100.00
FRANCE	0	2	-	0	999	-
-LAINNYA	116,477,564	120,851,040	3.75	56,335,801	58,300,790	3.49
JAPAN	9,614,800	10,737,039	11.67	5,702,766	5,280,865	-7.40
HONG KONG	1,340,489	735,712	-45.12	602,050	849,836	41.16
KOREA, REPUBLIC OF	1,047,662	3,045,561	190.70	642,830	1,267,048	97.10
TAIWAN	2,821,049	999,416	-64.57	1,118,488	775,297	-30.68
CHINA	1,547,287	1,629,437	5.31	1,022,165	1,562,326	52.84
MACAU	168	0	-100.00	367	0	-100.00
THAILAND	10,490,223	41,264,979	293.37	965,893	2,650,147	174.37
SINGAPORE	11,090,835	12,333,801	11.21	17,565,203	22,114,097	25.90
PHILIPPINES	34,208,019	7,006,805	-79.52	6,108,876	2,389,573	-60.88
MALAYSIA	21,592,966	25,140,071	16.43	5,746,840	7,033,118	22.38
MYANMAR (FORM. BURMA)	70,000	72,038	2.91	39,908	67,325	68.70
BRUNEI DARUSSALAM	2,107	1,871	-11.20	4,374	21,301	386.99
VIET NAM	1,962,532	1,027,358	-47.65	2,504,581	1,271,788	-49.22
INDIA	1,728,029	350,184	-79.74	2,488,682	656,787	-73.61
PAKISTAN	10,882,697	8,612,320	-20.86	1,678,097	1,329,725	-20.76
BANGLADESH	0	282	-	0	2,622	-
SRI LANKA	248,712	6,544	-97.37	296,456	17,685	-94.03
IRAN (ISLAMIC REPUBLIC OF)	92	18,000	19,465.22	394	19,825	4,931.73
SAUDI ARABIA	56,527	129,260	128.67	219,776	196,768	-10.47
ISRAEL	52,528	725	-98.62	35,987	6,469	-82.02
KUWAIT	86,072	130,597	51.73	31,202	42,727	36.94
JORDAN	5,620	219	-96.10	11,283	5,069	-55.07
YEMEN	3,700	300	-91.89	3,250	1,900	-41.54
OMAN	65	0	-100.00	588	0	-100.00
SYRIA ARAB REPUBLIC	0	85	-	0	3,720	-
TURKEY	16,119	254,808	1,480.79	18,051	191,408	960.37
UNITED ARAB EMIRATES	60,363	9,912	-83.58	73,701	50,350	-31.68
QATAR	71	20,190	28,336.62	618	4,195	578.80
BAHRAIN	10	200	1,900.00	10	10,000	99,900.00
EGYPT	208	699	236.06	450	686	52.44
MOROCCO	17,706	0	-100.00	31,516	0	-100.00
TUNISIA	34,000	2,442	-92.82	34,222	3,000	-91.23
TANZANIA, UNITED REPUBLIC OF	30,000	0	-100.00	18,167	0	-100.00
KENYA	80	0	-100.00	100	0	-100.00
REUNION	106	0	-100.00	175	0	-100.00
MOZAMBIQUE	30,050	18,000	-40.10	26,990	23,310	-13.63
TOGO	105,000	0	-100.00	77,700	0	-100.00
GHANA	17,500	0	-100.00	13,125	0	-100.00
LIBERIA	161,998	0	-100.00	107,368	0	-100.00
GUINEA	105,000	0	-100.00	77,175	0	-100.00
NIGERIA	0	60,060	-	0	51,910	-

TABEL 5. PERKEMBANGAN EKSPOR INDONESIA MENURUT KOMODITI DAN NEGARA TUJUAN

JENIS BARANG	BERAT BERSIH (KG)		PERUB	NILAI FOB (US \$)		PERUB
	JAN-MEI 2009	JAN-MEI 2010	%	JAN-MEI 2009	JAN-MEI 2010	%
	(1)	(2)	(3)	(4)	(5)	(6)
COTE D'IVOIRE	0	18,000	-	0	15,048	-
SENEGAL	20	45	125.00	500	150	-70.00
BENIN	0	5,099	-	0	2,783	-
SOUTH AFRICA	59	53,764	91,025.42	733	59,530	8,021.42
MAURITIUS	9,000	8,850	-1.67	1,580	1,717	8.67
AUSTRALIA	43,822	43,057	-1.75	273,448	263,041	-3.81
NEW ZEALAND	2,785	35,059	1,158.85	4,100	38,692	843.71
VANUATU	0	1,725	-	0	1,933	-
EAST TIMOR	164,188	1,075	-99.35	108,384	471	-99.57
UNITED STATES	1,461,645	437,519	-70.07	2,390,381	1,420,201	-40.59
CANADA	146,269	249,582	70.63	162,859	293,290	80.09
MEXICO	84,076	151,599	80.31	49,448	139,255	181.62
GUATEMALA	0	30,000	-	0	25,500	-
HONDURAS	0	18,000	-	0	16,259	-
NICARAGUA	521,999	720,000	37.93	356,874	658,275	84.46
CHILE	0	17,100	-	0	15,652	-
VENEZUELA	198,000	449,999	127.27	142,247	465,863	227.50
ARGENTINA	863	20,112	2,230.48	2,300	18,706	713.30
BRAZIL	741,600	944,272	27.33	461,478	817,949	77.25
COLOMBIA	20,000	18,000	-10.00	25,220	17,455	-30.79
URUGUAY	0	18,000	-	0	16,145	-
ECUADOR	0	63,000	-	0	58,045	-
GUYANA	1,890	0	-100.00	2,675	0	-100.00
JAMAICA	0	44,000	-	0	45,658	-
DOMINICAN REPUBLIC	90,000	299,999	233.33	105,580	287,175	172.00
EL SALVADOR	0	30,000	-	0	26,550	-
COSTA RICA	18,000	0	-100.00	10,615	0	-100.00
FRENCH POLYNESIA	27	0	-100.00	393	0	-100.00
GRENADA	0	1,985	-	0	1,155	-
NETHERLANDS ANTILLES	0	450	-	0	4,626	-
UNITED KINGDOM	17,092	3,746	-78.08	30,681	33,305	8.55
NETHERLANDS	375,917	246,371	-34.46	1,304,541	977,270	-25.09
FRANCE	25,025	96,282	284.74	49,287	107,611	118.34
GERMANY, FED. REP. OF	48,262	86,199	78.61	89,498	153,550	71.57
AUSTRIA	8	0	-100.00	2,000	0	-100.00
BELGIUM	441	3,715	742.40	2,416	3,399	40.69
SWITZERLAND	1,850	75	-95.95	3,785	5,720	51.12
DENMARK	155,207	147,999	-4.64	1,081,402	1,338,540	23.78
NORWAY	0	101	-	0	328	-
SWEDEN	3	32	966.67	600	1,208	101.33
ITALY	108,484	47,888	-55.86	229,859	159,773	-30.49
SPAIN	11,903	89,786	654.31	13,861	341,620	2,364.61
PORTUGAL	0	101	-	0	124	-
GREECE	9	56	522.22	62	2,037	3,185.48
HUNGARY	7	502	7,071.43	16	638	3,887.50
POLAND	42,418	210,354	395.91	24,776	192,713	677.82
BULGARIA	7,625	23,545	208.79	5,025	19,217	282.43
ESTONIA	2,686,999	2,537,999	-5.55	2,083,070	2,136,375	2.56
CROATIA	60,000	3,735	-93.78	37,136	4,440	-88.04
BOSNIA AND HERZEGOVINA	0	20	-	0	128	-
SLOVENIA	1,131	40,000	3,436.69	1,651	34,486	1,988.79
CZECH REPUBLIC	430	925	115.12	7,500	17,333	131.11
RUSSIA FEDERATION	120	22,403	18,569.17	396	158,974	40,044.95
-KAYU LAPIS	540,063,002	792,346,824	46.71	430,031,478	684,123,299	59.09
JAPAN	229,047,247	250,555,780	9.39	184,659,088	227,481,004	23.19
HONG KONG	3,710,839	4,809,329	29.60	2,315,787	3,495,007	50.92
KOREA, REPUBLIC OF	32,785,385	44,247,421	34.96	24,905,264	37,648,993	51.17
TAIWAN	48,928,256	74,960,185	53.20	26,582,102	49,442,400	86.00
CHINA	30,737,924	38,240,435	24.41	18,039,471	25,580,724	41.80
THAILAND	2,732,633	3,899,141	42.69	1,821,602	2,514,230	38.02
SINGAPORE	10,390,596	14,215,242	36.81	7,153,035	11,273,522	57.60
PHILIPPINES	50,715	143,311	182.58	50,807	144,762	184.93
MALAYSIA	4,537,399	12,590,536	177.48	2,704,722	8,611,982	218.41
VIET NAM	667,509	1,799,347	169.56	411,534	976,953	137.39
MALDIVES	41,355	0	-100.00	23,668	0	-100.00
INDIA	633,392	6,357,822	903.77	538,510	5,205,876	866.72
PAKISTAN	586	0	-100.00	542	0	-100.00
IRAN (ISLAMIC REPUBLIC OF)	55,334	0	-100.00	53,696	0	-100.00
SAUDI ARABIA	21,518,616	107,544,601	399.77	15,915,807	80,328,182	404.71
KUWAIT	5,281,601	6,203,992	17.46	4,537,195	6,013,711	32.54
JORDAN	17,601,716	19,059,176	8.28	13,681,256	16,133,980	17.93
LEBANON	2,964,103	2,632,966	-11.17	2,407,708	2,233,991	-7.22
YEMEN	0	3,493,042	-	0	1,765,566	-
OMAN	6,391,097	10,786,839	68.78	5,291,607	10,086,871	90.62
SYRIA ARAB REPUBLIC	627,543	960,784	53.10	547,803	1,034,773	88.90
TURKEY	103,497	501,956	385.00	110,904	568,542	412.64
UNITED ARAB EMIRATES	14,670,701	46,705,327	218.36	11,079,175	39,892,466	260.07

TABEL 5. PERKEMBANGAN EKSPOR INDONESIA MENURUT KOMODITI DAN NEGARA TUJUAN

JENIS BARANG	BERAT BERSIH (KG)		PERUB	NILAI FOB (US \$)		PERUB
	JAN-MEI 2009	JAN-MEI 2010	%	JAN-MEI 2009	JAN-MEI 2010	%
(1)	(2)	(3)	(4)	(5)	(6)	(7)
QATAR	5,494,163	8,623,319	56.95	4,331,649	7,504,523	73.25
BAHRAIN	537,708	1,098,373	104.27	373,767	808,177	116.22
EGYPT	17,870,790	9,977,976	-44.17	12,485,474	7,995,996	-35.96
LIBYAN ARAB JAMAHIRIYA	3,133,388	2,048,783	-34.61	2,718,803	1,613,441	-40.66
MOROCCO	514,260	86,405	-83.20	445,116	92,742	-79.16
ALGERIA	9,446,645	7,990,708	-15.41	7,180,792	7,408,839	3.18
SUDAN	22,000	0	-100.00	14,441	0	-100.00
KENYA	40,668	0	-100.00	36,794	0	-100.00
REUNION	19,472	11,254	-42.20	24,270	9,566	-60.59
COTE D'IVOIRE	18,379	0	-100.00	15,424	0	-100.00
SOUTH AFRICA	272,102	420,215	54.43	309,082	463,055	49.82
MAURITIUS	22,139	12,149	-45.12	16,048	15,531	-3.22
AUSTRALIA	4,108,869	9,471,025	130.50	5,028,762	11,470,184	128.09
NEW ZEALAND	132,913	279,205	110.07	136,506	318,207	133.11
NEW CALEDONIA	34,440	32,729	-4.97	57,505	38,084	-33.77
VANUATU	38,906	0	-100.00	28,174	0	-100.00
EAST TIMOR	24,000	472,833	1,870.14	24,000	507,120	2,013.00
UNITED STATES	24,013,508	44,694,376	86.12	18,986,655	43,432,895	128.75
CANADA	863,598	1,990,809	130.52	1,545,949	3,663,132	136.95
MEXICO	1,599,271	2,755,821	72.32	1,212,963	2,283,150	88.23
TRINIDAD AND TOBAGO	49,349	0	-100.00	46,473	0	-100.00
PUERTO RICO	112,684	38,681	-65.67	144,426	42,865	-70.32
ANTIGUA AND BARBUDA	12,400	0	-100.00	15,872	0	-100.00
FRENCH POLYNESIA	39,604	22,421	-43.39	35,771	27,094	-24.26
MARTINIQUE	17,499	0	-100.00	18,970	0	-100.00
GUADELOUPE	20,996	0	-100.00	21,170	0	-100.00
UNITED KINGDOM	3,857,869	6,259,050	62.24	4,779,067	6,763,563	41.52
NETHERLANDS	7,274,972	4,794,595	-34.09	9,307,053	7,073,062	-24.00
FRANCE	2,111,528	3,556,237	68.42	2,810,131	4,193,972	49.24
GERMANY, FED. REP. OF	11,762,548	17,139,564	45.71	19,294,303	26,278,757	36.20
BELGIUM	9,050,682	17,153,122	89.52	8,571,307	15,638,114	82.45
LUXEMBOURG	0	3,022	-	0	8,991	-
DENMARK	634,530	229,873	-63.77	984,422	309,217	-68.59
NORWAY	63,175	25,397	-59.80	79,073	35,985	-54.49
SWEDEN	28,162	118,851	322.03	35,681	132,522	271.41
IRELAND	44,329	0	-100.00	113,415	0	-100.00
ITALY	1,726,900	1,849,405	7.09	2,980,943	2,831,986	-5.00
SPAIN	15,448	43,217	179.76	21,667	46,572	114.94
PORTUGAL	0	23,144	-	0	21,779	-
GREECE	116,161	322,760	177.86	163,866	542,814	231.25
POLAND	1,199,233	931,509	-22.32	2,338,032	1,824,771	-21.95
ROMANIA	69,950	7,859	-88.76	111,309	14,155	-87.28
AZERBAIJAN	0	5,238	-	0	25,770	-
UKRAINE	22,000	19,071	-13.31	12,817	11,034	-13.91
LATVIA	0	17,292	-	0	14,284	-
MALTA	20,496	0	-100.00	26,437	0	-100.00
SLOVAKIA	0	61,378	-	0	128,778	-
CZECH REPUBLIC	126,006	31,778	-74.78	311,248	57,015	-81.68
RUSSIA FEDERATION	1,218	20,148	1,554.19	4,568	42,022	819.92
-KAYU GERGAJIAN	15,117,788	13,312,920	-11.94	16,685,139	12,882,072	-22.79
JAPAN	5,677,953	3,245,452	-42.84	7,441,316	5,039,060	-32.28
HONG KONG	458,415	521,080	13.67	304,006	357,620	17.64
KOREA, REPUBLIC OF	1,450,460	983,379	-32.20	1,113,041	866,997	-22.11
TAIWAN	168,728	88,802	-47.37	131,700	79,223	-39.85
CHINA	1,400,388	2,709,577	93.49	1,155,858	1,555,442	34.57
SINGAPORE	330,548	247,781	-25.04	282,406	171,868	-39.14
MALAYSIA	1,948,182	1,908,027	-2.06	1,040,094	894,729	-13.98
VIET NAM	285,874	485,138	69.70	249,436	309,082	23.91
MALDIVES	0	554	-	0	468	-
INDIA	0	1,343	-	0	1,878	-
KUWAIT	0	93,883	-	0	108,028	-
TURKEY	0	16,242	-	0	5,039	-
REUNION	1,177	0	-100.00	1,890	0	-100.00
SEYCHELLES	3,783	0	-100.00	4,223	0	-100.00
SOUTH AFRICA	63,197	59,140	-6.42	80,905	60,353	-25.40
MAURITIUS	18,683	1,007	-94.61	28,626	2,104	-92.65
AUSTRALIA	475,735	200,468	-57.86	802,470	292,565	-63.54
NEW ZEALAND	51,059	77,563	51.91	23,698	41,580	75.46
NEW CALEDONIA	2,626	0	-100.00	4,970	0	-100.00
VANUATU	93	0	-100.00	512	0	-100.00
UNITED STATES	1,032,925	1,382,849	33.88	508,074	739,651	45.58
CANADA	2,970	0	-100.00	2,722	0	-100.00
FRENCH POLYNESIA	4,678	0	-100.00	10,445	0	-100.00
UNITED KINGDOM	150,466	232,309	54.39	326,662	446,516	36.69
NETHERLANDS	993,548	599,018	-39.71	2,242,107	1,392,901	-37.88
FRANCE	131,160	65,592	-49.99	217,303	70,203	-67.69
GERMANY, FED. REP. OF	113,628	68,963	-39.31	195,182	79,439	-59.30

TABEL 5. PERKEMBANGAN EKSPOR INDONESIA MENURUT KOMODITI DAN NEGARA TUJUAN

JENIS BARANG	BERAT BERSIH (KG)		PERUB	NILAI FOB (US \$)		PERUB
	JAN-MEI 2009	JAN-MEI 2010	%	JAN-MEI 2009	JAN-MEI 2010	%
	(1)	(2)	(3)	(4)	(5)	(6)
BELGIUM	52,120	79,538	52.61	56,471	48,469	-14.17
SWITZERLAND	27	1,365	4,955.56	389	2,458	531.88
LUXEMBOURG	0	15,000	-	0	8,807	-
IRELAND	6,674	0	-100.00	29,146	0	-100.00
ITALY	97,378	72,288	-25.77	178,602	94,710	-46.97
SPAIN	25,634	1,039	-95.95	56,112	4,100	-92.69
POLAND	155,723	151,356	-2.80	182,327	201,323	10.42
ROMANIA	0	3,797	-	0	6,855	-
BULGARIA	920	0	-100.00	1,264	0	-100.00
CZECH REPUBLIC	13,036	370	-97.16	13,182	604	-95.42
-KAYU OLAHAN LAIN	338,943,030	742,468,370	119.05	395,723,227	498,193,105	25.89
JAPAN	26,052,050	22,740,192	-12.71	45,391,084	44,365,857	-2.26
HONG KONG	3,954,835	5,733,832	44.98	5,057,635	6,409,169	26.72
KOREA, REPUBLIC OF	15,915,435	53,821,573	238.17	17,151,115	20,850,166	21.57
TAIWAN	8,278,888	23,814,723	187.66	6,785,542	9,593,749	41.39
CHINA	69,481,992	373,592,064	437.68	21,532,656	61,534,044	185.77
MACAU	94	2,421	2,475.53	350	8,408	2,302.29
PAPUA NEW GUINEA	822	1,817	121.05	717	2,193	205.86
THAILAND	286,572	571,892	99.56	317,891	866,631	172.62
SINGAPORE	6,420,623	7,194,138	12.05	6,264,420	8,234,462	31.45
PHILIPPINES	1,495,744	1,375,991	-8.01	321,472	594,736	85.00
MALAYSIA	7,245,474	4,674,412	-35.49	3,745,362	4,117,951	9.95
CAMBODIA	104,053	170,192	63.56	150,236	245,544	63.44
BRUNEI DARUSSALAM	147,137	169,112	14.94	146,898	205,598	39.96
LAO PEOPLE'S DEMOCRATIC RE	291	500	71.82	7,857	14,345	82.58
BHUTAN	0	29	-	0	709	-
VIET NAM	10,128,852	13,412,462	32.42	2,816,674	6,662,253	136.53
MALDIVES	390,405	259,402	-33.56	713,420	550,977	-22.77
INDIA	7,289,813	20,673,942	183.60	2,887,478	8,440,344	192.31
PAKISTAN	200,176	21,601	-89.21	106,974	48,296	-54.85
BANGLADESH	12,186	11,292	-7.34	11,379	7,812	-31.35
SRI LANKA	92,350	107,136	16.01	58,269	200,778	244.57
IRAQ	175,378	208,122	18.67	153,037	119,701	-21.78
IRAN (ISLAMIC REPUBLIC OF)	681,671	1,023,390	50.13	721,715	1,166,724	61.66
SAUDI ARABIA	1,026,902	5,489,567	434.58	574,811	3,110,329	441.10
ISRAEL	157,199	156,781	-0.27	407,823	387,181	-5.06
KUWAIT	866,289	549,750	-36.54	271,285	226,879	-16.37
JORDAN	1,680,425	278,599	-83.42	670,661	301,579	-55.03
LEBANON	132,227	158,910	20.18	345,198	243,948	-29.33
YEMEN	2,843,088	163,920	-94.23	696,491	40,940	-94.12
OMAN	15,506	142,018	815.89	21,037	94,897	351.10
SYRIA ARAB REPUBLIC	8,990,362	7,744,331	-13.86	2,491,288	1,864,054	-25.18
TURKEY	1,295,795	1,554,993	20.00	1,974,305	2,552,951	29.31
UNITED ARAB EMIRATES	2,305,798	4,652,650	101.78	1,382,842	3,579,835	158.88
QATAR	46,139	147,630	219.97	44,265	108,745	145.67
BAHRAIN	441,511	96,200	-78.21	278,207	115,327	-58.55
CYPRUS	153,629	82,589	-46.24	368,616	155,750	-57.75
EGYPT	12,649,147	9,445,773	-25.32	3,092,809	2,803,706	-9.35
LIBYAN ARAB JAMAHIRIYA	686	63,223	9,116.18	4,500	45,320	907.11
MOROCCO	38,105	40,402	6.03	66,423	33,422	-49.68
TUNISIA	121,596	54,808	-54.93	306,381	136,792	-55.35
ALGERIA	51,130	40,920	-19.97	50,236	44,889	-10.64
SUDAN	6,127	49,183	702.73	8,695	13,311	53.09
ERITREA	0	39,937	-	0	73,025	-
NAMIBIA	6,093	781	-87.18	9,071	1,152	-87.30
ETHIOPIA	17	16,756	98,464.71	28	13,645	48,632.14
TANZANIA, UNITED REPUBLIC OF	1,424	16,980	1,092.42	2,384	15,479	549.29
MADAGASCAR	12,561	2,989	-76.20	39,753	16,561	-58.34
SOMALIA	11,841	81,370	587.19	19,144	149,082	678.74
KENYA	77,391	12,762	-83.51	119,786	25,520	-78.70
REUNION	247,702	369,550	49.19	381,272	580,348	52.21
MOZAMBIQUE	4,370	1,691	-61.30	1,940	3,034	56.39
EQUATORIAL GUINEA	0	35	-	0	399	-
GHANA	11	0	-100.00	300	0	-100.00
ANGOLA	984	57,437	5,737.09	1,198	92,601	7,629.63
CONGO	192	0	-100.00	1,248	0	-100.00
CAMEROON	0	1,224	-	0	3,427	-
NIGERIA	52,611	18,174	-65.46	184,557	56,892	-69.17
SIERRA LEONE	454	0	-100.00	1,440	0	-100.00
GABON	150	3,050	1,933.33	2,215	8,121	266.64
COTE D'IVOIRE	238	2,651	1,013.87	753	5,341	609.30
SENEGAL	22,564	1,874	-91.69	22,549	4,011	-82.21
GAMBIA	0	19,389	-	0	2,867	-
U.S. VIRGIN ISLANDS	356	1,596	348.31	703	8,782	1,149.22
SEYCHELLES	243,167	110,216	-54.67	467,601	532,727	13.93
DJIBOUTI	2,582	59,604	2,208.44	17,001	95,532	461.92
SOUTH AFRICA	4,668,957	5,626,554	20.51	6,347,970	8,202,935	29.22

TABEL 5. PERKEMBANGAN EKSPOR INDONESIA MENURUT KOMODITI DAN NEGARA TUJUAN

JENIS BARANG	BERAT BERSIH (KG)		PERUB	NILAI FOB (US \$)		PERUB
	JAN-MEI 2009	JAN-MEI 2010	%	JAN-MEI 2009	JAN-MEI 2010	%
	(1)	(2)	(3)	(4)	(5)	(6)
MAURITIUS	143,979	93,519	-35.05	287,825	194,919	-32.28
VIRGIN ISLANDS (BRITISH)	1,985	987	-50.28	1,970	4,154	110.86
AUSTRALIA	28,324,985	34,704,083	22.52	41,635,422	52,612,555	26.36
NEW ZEALAND	2,781,023	2,208,809	-20.58	3,344,154	2,813,186	-15.88
MICRONESIA, FEDERATED STAT	4,319	0	-100.00	4,219	0	-100.00
GUAM	50,478	16,858	-66.60	80,723	77,065	-4.53
PALAU	1,082	3,959	265.90	4,583	11,172	143.77
NEW CALEDONIA	417,394	412,293	-1.22	653,197	679,395	4.01
NORTHERN MARIANA ISLANDS	899	698	-22.36	7,513	1,620	-78.44
SAINT VINCENT AND THE GREN/	713	569	-20.20	791	2,341	195.95
VANUATU	37,746	5,167	-86.31	35,069	7,764	-77.86
WALLIS AND FUTUNA ISLANDS	1,549	1,773	14.46	2,838	2,693	-5.11
AMERICAN SAMOA	0	7,153	-	0	17,949	-
COOK ISLANDS	8,451	1,618	-80.85	25,197	21,731	-13.76
FIJI	2,699	25,843	857.50	13,937	155,597	1,016.43
SAMOA	0	361	-	0	526	-
TONGA	10	0	-100.00	23	0	-100.00
EAST TIMOR	69,529	54,111	-22.17	53,086	72,878	37.28
UNITED STATES	20,148,124	19,010,375	-5.65	52,537,589	47,012,122	-10.52
CANADA	1,312,265	4,069,712	210.13	3,022,379	8,819,112	191.79
MEXICO	330,381	1,006,208	204.56	703,504	2,941,838	318.17
GUATEMALA	4,832	6,007	24.32	19,908	23,153	16.30
HONDURAS	6,184	0	-100.00	13,058	0	-100.00
NICARAGUA	2,737	1,103	-59.70	5,571	2,410	-56.74
PANAMA	15,705	13,561	-13.65	26,370	17,063	-35.29
SURINAME	0	493	-	0	1,107	-
CHILE	98,157	171,669	74.89	225,670	465,338	106.20
VENEZUELA	50,078	57,070	13.96	115,418	114,865	-0.48
ARGENTINA	84,333	124,371	47.48	145,728	160,197	9.93
BRAZIL	139,650	121,416	-13.06	298,328	293,366	-1.66
COLOMBIA	41,396	83,164	100.90	66,038	141,712	114.59
URUGUAY	8,632	25,265	192.69	25,804	40,494	56.93
PERU	2,283	620	-72.84	5,859	3,870	-33.95
TRINIDAD AND TOBAGO	4,007	1,886	-52.93	9,440	9,235	-2.17
BAHAMAS	6,832	41,440	506.56	15,616	90,652	480.51
JAMAICA	38,589	101,336	162.60	93,573	295,420	215.71
PUERTO RICO	40,868	71,285	74.43	101,181	199,094	96.77
BELIZE	250	5,370	2,048.00	500	3,737	647.40
DOMINICAN REPUBLIC	73,251	61,162	-16.50	224,261	97,607	-56.48
COSTA RICA	29,011	12,814	-55.83	66,300	53,264	-19.66
HAITI	6,258	400	-93.61	13,405	3,324	-75.20
BARBADOS	86,984	10	-99.99	71,734	882	-98.77
ANTIGUA AND BARBUDA	444	0	-100.00	809	0	-100.00
ANGUILLA	13,895	2,868	-79.36	35,175	9,847	-72.01
ARUBA	4,141	9,103	119.83	8,990	8,992	0.02
BERMUDA	15,080	2,239	-85.15	74,994	24,554	-67.26
CAYMAN ISLANDS	0	1,054	-	0	1,268	-
DOMINICA	0	2,052	-	0	3,576	-
FRENCH GUIANA	16,486	4,316	-73.82	39,616	3,227	-91.85
FRENCH POLYNESIA	62,857	243,800	287.86	158,524	341,298	115.30
GRENADA	326	0	-100.00	1,591	0	-100.00
MARTINIQUE	45,541	43,203	-5.13	69,153	92,373	33.58
NETHERLANDS ANTILLES	158,555	122,090	-23.00	586,377	464,507	-20.78
SAINT LUCIA	0	1,749	-	0	8,468	-
TURKS AND CAICOS ISLANDS	0	100	-	0	128	-
GUADELOUPE	15,939	47,984	201.05	23,326	116,931	401.29
SAINT KITTS AND NEVIS	5	554	10,980.00	130	1,245	857.69
UNITED KINGDOM	9,721,657	11,834,441	21.73	20,508,438	25,024,014	22.02
NETHERLANDS	24,839,657	26,405,329	6.30	37,608,380	39,311,724	4.53
FRANCE	8,163,404	8,676,820	6.29	14,806,426	15,191,404	2.60
GERMANY, FED. REP. OF	17,163,508	24,949,908	45.37	29,331,380	41,639,053	41.96
AUSTRIA	143,932	143,370	-0.39	324,807	453,198	39.53
BELGIUM	7,266,338	8,054,889	10.85	11,177,044	12,725,044	13.85
SWITZERLAND	118,080	10,218,318	8,553.72	540,689	1,256,567	132.40
LUXEMBOURG	0	6,744	-	0	19,916	-
DENMARK	1,702,289	2,793,452	64.10	2,616,842	4,211,446	60.94
NORWAY	1,110,162	487,248	-56.11	2,082,266	969,255	-53.45
SWEDEN	557,874	714,413	28.06	1,815,124	2,518,444	38.75
FINLAND	319,207	307,924	-3.53	793,238	705,930	-11.01
IRELAND	447,743	501,343	11.97	1,082,103	1,209,183	11.74
ITALY	4,851,771	5,049,133	4.07	10,501,757	13,070,009	24.46
SPAIN	2,769,673	2,485,767	-10.25	7,254,711	5,963,759	-17.79
PORTUGAL	965,179	1,487,560	54.12	2,142,512	2,455,573	14.61
ICELAND	0	37,404	-	0	86,174	-
GREECE	680,701	952,724	39.96	2,125,994	1,154,684	-45.69
DEMOCRATIC REPUBLIC OF THE	845	0	-100.00	2,688	0	-100.00
HUNGARY	80,995	74,111	-8.50	131,928	222,426	68.60
POLAND	4,853,701	5,027,310	3.58	6,762,131	7,052,484	4.29

TABEL 5. PERKEMBANGAN EKSPOR INDONESIA MENURUT KOMODITI DAN NEGARA TUJUAN

JENIS BARANG	BERAT BERSIH (KG)		PERUB	NILAI FOB (US \$)		PERUB
	JAN-MEI 2009	JAN-MEI 2010	%	JAN-MEI 2009	JAN-MEI 2010	%
(1)	(2)	(3)	(4)	(5)	(6)	(7)
ROMANIA	9,920	53,681	441.14	21,447	85,728	299.72
BULGARIA	228,567	177,211	-22.47	358,239	306,594	-14.42
YUGOSLAVIA	3,463	18,386	430.93	6,457	25,809	299.71
ALBANIA	69,792	12,965	-81.42	111,770	26,221	-76.54
ARMENIA	0	9,510	-	0	8,141	-
AZERBAIJAN	5,681	126,541	2,127.44	23,703	242,598	923.49
KAZAKHSTAN	19,037	58,770	208.71	48,762	138,221	183.46
UKRAINE	227,924	384,649	68.76	456,123	627,652	37.61
LITHUANIA	132,085	19,397	-85.31	187,495	57,982	-69.08
LATVIA	5,705	75,465	1,222.79	14,172	209,271	1,376.65
ESTONIA	158,547	60,893	-61.59	349,713	116,207	-66.77
GEORGIA	24,040	48,602	102.17	42,882	88,175	105.62
CROATIA	204,110	239,851	17.51	475,808	551,764	15.96
MALTA	14,033	13,726	-2.19	95,234	25,666	-73.05
SLOVAKIA	6,478	29,921	361.89	30,807	54,814	77.93
SLOVENIA	121,091	118,239	-2.36	385,560	288,363	-25.21
CZECH REPUBLIC	178,601	149,446	-16.32	477,423	318,142	-33.36
REP. OF MACEDONIA	2,147	1,000	-53.42	2,694	2,622	-2.67
RUSSIA FEDERATION	534,009	719,157	34.67	1,051,047	1,245,244	18.48
-TIMAH	43,160,600	35,367,220	-18.06	476,233,875	548,977,217	15.27
JAPAN	282,105	2,324,325	723.92	3,208,763	32,857,964	924.01
HONG KONG	49,893	637,933	1,178.60	376,563	9,096,504	2,315.67
KOREA, REPUBLIC OF	385,644	751,760	94.94	4,102,479	11,769,904	186.90
TAIWAN	451,942	1,177,560	160.56	5,176,599	19,574,109	278.13
CHINA	1,717,737	988,628	-42.45	18,699,270	14,790,652	-20.90
THAILAND	163,535	22,980	-85.95	1,717,118	350,762	-79.57
SINGAPORE	35,177,398	24,685,971	-29.82	390,577,458	382,335,701	-2.11
PHILIPPINES	44,832	34,306	-23.48	680,753	719,248	5.65
MALAYSIA	4,629,080	2,243,084	-51.54	49,487,844	36,055,615	-27.14
VIET NAM	78	0	-100.00	565	0	-100.00
INDIA	42,115	127,112	201.82	421,148	2,038,847	384.12
PAKISTAN	0	25,338	-	0	456,089	-
BANGLADESH	2,000	0	-100.00	23,130	0	-100.00
TURKEY	0	224,860	-	0	3,665,493	-
UNITED ARAB EMIRATES	100,000	0	-100.00	1,330,000	0	-100.00
AUSTRALIA	43,916	55,952	27.41	173,518	423,200	143.89
EAST TIMOR	0	677	-	0	275	-
UNITED STATES	67,825	513,161	656.60	210,167	8,477,163	3,933.54
CANADA	0	10,771	-	0	181,962	-
UNITED KINGDOM	0	2,672	-	0	46,092	-
NETHERLANDS	0	1,237,717	-	0	21,097,342	-
GERMANY, FED. REP. OF	2,500	277,394	10,995.76	48,500	4,627,480	9,441.20
ITALY	0	25,019	-	0	412,815	-
-ALUMINIUM	106,815,505	127,375,306	19.25	193,352,957	322,019,459	66.54
JAPAN	69,082,228	67,846,102	-1.79	97,849,310	149,233,269	52.51
HONG KONG	598,804	667,556	11.48	964,866	1,717,183	77.97
KOREA, REPUBLIC OF	6,947,786	5,305,500	-23.64	9,330,752	8,250,862	-11.57
TAIWAN	819,988	1,232,816	50.35	2,968,252	3,807,464	28.27
CHINA	5,016,765	830,428	-83.45	8,340,433	1,302,039	-84.39
PAPUA NEW GUINEA	711,873	514,942	-27.66	1,747,111	1,612,979	-7.68
THAILAND	2,128,140	4,112,225	93.23	6,197,406	13,010,712	109.94
SINGAPORE	3,012,425	4,086,655	35.66	10,465,543	12,709,781	21.44
PHILIPPINES	3,121,478	4,028,233	29.05	10,504,945	13,540,099	28.89
MALAYSIA	3,796,765	2,880,604	-24.13	10,094,203	9,219,153	-8.67
MYANMAR (FORM. BURMA)	21,258	82,663	288.86	53,098	249,716	370.29
BRUNEI DARUSSALAM	123,914	165,633	33.67	460,390	464,004	0.78
VIET NAM	1,055,448	580,136	-45.03	2,091,884	1,709,281	-18.29
MALDIVES	1,326	7,765	485.60	4,414	73,681	1,569.26
INDIA	340,844	1,112,492	226.39	953,231	4,049,801	324.85
PAKISTAN	65,924	50,937	-22.73	238,096	267,681	12.43
BANGLADESH	204,617	61,696	-69.85	489,520	216,114	-55.85
SRI LANKA	21,574	55,197	155.85	56,933	195,602	243.57
IRAN (ISLAMIC REPUBLIC OF)	19,201	25,675	33.72	84,118	75,242	-10.55
SAUDI ARABIA	69,667	134,026	92.38	366,862	624,175	70.14
KUWAIT	3,876	1,881	-51.47	9,066	18,100	99.65
JORDAN	0	18,145	-	0	48,307	-
LEBANON	11,869	2,266	-80.91	39,180	18,490	-52.81
YEMEN	0	4,124	-	0	13,719	-
OMAN	0	4,735	-	0	17,656	-
TURKEY	9,516	269,261	2,729.56	32,838	931,640	2,737.08
UNITED ARAB EMIRATES	23,358	74,819	220.31	144,323	306,115	112.10
BAHRAIN	783	0	-100.00	4,974	0	-100.00
CYPRUS	1,762	1,276	-27.58	12,284	3,260	-73.46
LIBYAN ARAB JAMAHIRIYA	5,788	26	-99.55	9,486	65	-99.31
TUNISIA	0	713	-	0	2,109	-
ETHIOPIA	445,695	0	-100.00	1,160,963	0	-100.00

TABEL 5. PERKEMBANGAN EKSPOR INDONESIA MENURUT KOMODITI DAN NEGARA TUJUAN

JENIS BARANG	BERAT BERSIH (KG)		PERUB	NILAI FOB (US \$)		PERUB
	JAN-MEI 2009	JAN-MEI 2010	%	JAN-MEI 2009	JAN-MEI 2010	%
(1)	(2)	(3)	(4)	(5)	(6)	(7)
TANZANIA, UNITED REPUBLIC OF	0	12,210	-	0	23,583	-
MADAGASCAR	58,085	38,202	-34.23	185,994	100,216	-46.12
KENYA	0	255	-	0	4,516	-
REUNION	12,298	16,580	34.82	40,634	48,483	19.32
TOGO	0	219	-	0	222	-
ANGOLA	112	669	497.32	1,385	720	-48.01
NIGERIA	44,361	4,917	-88.92	125,255	4,374	-96.51
SENEGAL	4,690	530	-88.70	26,702	4,973	-81.38
BENIN	0	7	-	0	25	-
SEYCHELLES	309	5,286	1,610.68	1,883	21,142	1,022.78
SOUTH AFRICA	51,599	101,092	95.92	321,022	640,834	99.62
MAURITIUS	276,326	345,187	24.92	864,932	839,334	-2.96
VIRGIN ISLANDS (BRITISH)	0	12,153	-	0	34,322	-
AUSTRALIA	2,418,646	3,446,908	42.51	6,527,515	11,189,144	71.42
NEW ZEALAND	415,584	370,469	-10.86	902,168	1,070,130	18.62
PALAU	0	57	-	0	163	-
NEW CALEDONIA	152,431	178,488	17.09	473,237	530,834	12.17
VANUATU	5,413	781	-85.57	4,381	1,297	-70.39
FIJI	161,046	12,845	-92.02	179,726	38,117	-78.79
EAST TIMOR	223,844	465,571	107.99	273,824	237,691	-13.20
UNITED STATES	3,072,256	25,020,257	714.39	10,012,154	71,034,948	609.49
CANADA	697,976	1,234,064	76.81	1,685,112	3,895,822	131.19
MEXICO	0	3,241	-	0	23,270	-
GUATEMALA	115	147	27.83	499	876	75.55
PANAMA	0	1,430	-	0	7,149	-
VENEZUELA	23	0	-100.00	34	0	-100.00
ARGENTINA	76	1,682	2,113.16	92	1,790	1,845.65
BRAZIL	81,375	184,948	127.28	392,260	1,115,069	184.27
COLOMBIA	0	20,802	-	0	61,110	-
URUGUAY	1	0	-100.00	3	0	-100.00
PERU	16,604	0	-100.00	33,355	0	-100.00
JAMAICA	308	12,400	3,925.97	367	24,010	6,442.23
PUERTO RICO	0	79,646	-	0	220,636	-
COSTA RICA	0	166	-	0	664	-
ARUBA	0	76	-	0	36	-
FRENCH POLYNESIA	1,516	19,865	1,210.36	1,332	55,696	4,081.38
MARTINIQUE	0	6,650	-	0	21,213	-
NETHERLANDS ANTILLES	1,400	0	-100.00	1,097	0	-100.00
GUADELOUPE	145	10,248	6,967.59	174	35,908	20,536.78
UNITED KINGDOM	372,859	371,864	-0.27	1,867,367	1,942,910	4.05
NETHERLANDS	131,229	34,214	-73.93	967,988	316,941	-67.26
FRANCE	131,521	269,417	104.85	938,316	1,737,804	85.20
GERMANY, FED. REP. OF	523,305	402,084	-23.16	1,459,673	1,138,573	-22.00
AUSTRIA	2,887	224	-92.24	7,616	7,500	-1.52
BELGIUM	99,504	336,722	238.40	441,485	1,141,081	158.46
SWITZERLAND	1,497	21	-98.60	8,460	176	-97.92
DENMARK	17,242	84	-99.51	24,877	139	-99.44
NORWAY	16,296	6,375	-60.88	89,710	21,318	-76.24
SWEDEN	7,585	1,179	-84.46	59,225	8,770	-85.19
FINLAND	4,272	0	-100.00	28,053	0	-100.00
ITALY	68,709	112,632	63.93	274,291	374,079	36.38
SPAIN	35,358	44,869	26.90	207,078	252,004	21.70
PORTUGAL	1,343	4,647	246.02	1,860	21,934	1,079.25
GREECE	2,650	11,645	339.43	12,053	12,940	7.36
HUNGARY	435	93	-78.62	3,150	62	-98.03
POLAND	3,814	1,718	-54.96	104,407	12,036	-88.47
ROMANIA	0	4,563	-	0	27,042	-
BULGARIA	2,512	0	-100.00	15,282	0	-100.00
UKRAINE	6,208	0	-100.00	35,466	0	-100.00
CROATIA	3,150	0	-100.00	19,470	0	-100.00
MALTA	2,165	23	-98.94	3,098	41	-98.68
SLOVAKIA	20	0	-100.00	202	0	-100.00
SLOVENIA	775	5,721	638.19	2,963	24,030	711.00
CZECH REPUBLIC	0	636	-	0	3,463	-
RUSSIA FEDERATION	20,958	0	-100.00	51,249	0	-100.00
-NIKEL	18,520,294	52,724,997	184.69	122,085,062	632,231,861	417.86
JAPAN	18,352,543	52,443,363	185.76	121,404,349	630,792,521	419.58
HONG KONG	0	943	-	0	5,881	-
KOREA, REPUBLIC OF	119,731	160,288	33.87	301,691	676,020	124.08
CHINA	8,572	1,544	-81.99	136,008	11,384	-91.63
THAILAND	0	4	-	0	2,461	-
SINGAPORE	411	5,085	1,137.23	12,025	99,847	730.33
MALAYSIA	298	453	52.01	16,125	22,616	40.25
VIET NAM	20,130	0	-100.00	105,867	0	-100.00
INDIA	8,656	0	-100.00	25,140	0	-100.00
EGYPT	32	1,014	3,068.75	168	32,700	19,364.29
AUSTRALIA	0	3,615	-	0	4,650	-

TABEL 5. PERKEMBANGAN EKSPOR INDONESIA MENURUT KOMODITI DAN NEGARA TUJUAN

JENIS BARANG	BERAT BERSIH (KG)		PERUB	NILAI FOB (US \$)		PERUB
	JAN-MEI 2009	JAN-MEI 2010	%	JAN-MEI 2009	JAN-MEI 2010	%
(1)	(2)	(3)	(4)	(5)	(6)	(7)
EAST TIMOR	0	5,150	-	0	29,383	-
UNITED STATES	76	16,678	21,844.74	7,897	124,104	1,471.53
UNITED KINGDOM	9,820	30,065	206.16	75,636	220,672	191.76
AUSTRIA	25	0	-100.00	156	0	-100.00
SWEDEN	0	56,795	-	0	209,622	-
-BESI/BAJA	808,072,181	745,594,708	-7.73	911,247,348	996,948,656	9.40
JAPAN	23,857,853	44,166,544	85.12	53,031,698	84,750,771	59.81
HONG KONG	834,681	1,945,749	133.11	1,498,034	3,537,237	136.13
KOREA, REPUBLIC OF	30,436,969	24,288,779	-20.20	53,201,123	55,605,268	4.52
TAIWAN	2,974,199	9,633,735	223.91	4,338,217	17,509,572	303.61
CHINA	145,589,013	38,615,963	-73.48	59,289,038	59,030,285	-0.44
PAPUA NEW GUINEA	1,245,063	2,874,144	130.84	2,454,988	5,102,887	107.86
THAILAND	11,140,112	15,855,306	42.33	23,251,726	28,268,603	21.58
SINGAPORE	131,132,706	181,981,394	38.78	153,983,798	185,380,493	20.39
PHILIPPINES	15,021,922	6,918,749	-53.94	13,619,280	8,947,556	-34.30
MALAYSIA	74,702,176	73,519,923	-1.58	67,734,481	60,741,389	-10.32
MYANMAR (FORM. BURMA)	3,568,153	78,839,836	2,109.54	3,159,269	45,667,386	1,345.50
CAMBODIA	53	0	-100.00	556	0	-100.00
BRUNEI DARUSSALAM	3,160,046	673,435	-78.69	2,143,795	492,207	-77.04
VIET NAM	82,659,149	32,056,620	-61.22	53,391,413	27,925,154	-47.70
MALDIVES	29,189	138,419	374.22	108,144	136,458	26.18
INDIA	33,202,001	13,193,618	-60.26	23,966,626	13,231,371	-44.79
PAKISTAN	11,903,740	10,081,578	-15.31	10,156,442	8,064,738	-20.59
BANGLADESH	6,416,980	5,164,301	-19.52	4,001,646	6,225,224	55.57
SRI LANKA	2,809,740	4,045,899	44.00	1,878,857	2,738,846	45.77
IRAQ	48,532	6,685	-86.23	38,167	34,547	-9.48
IRAN (ISLAMIC REPUBLIC OF)	27,586,714	26,742,206	-3.06	55,391,000	26,385,886	-52.36
SAUDI ARABIA	6,844,748	7,551,898	10.33	10,058,141	10,282,082	2.23
ISRAEL	4,294	24,929	480.55	89,872	41,641	-53.67
KUWAIT	6,866,812	311,244	-95.47	7,102,778	660,307	-90.70
JORDAN	442,114	62,166	-85.94	363,434	75,034	-79.35
LEBANON	24,809	25,226	1.68	122,925	129,239	5.14
YEMEN	985,413	1,902,084	93.02	1,642,437	3,882,803	136.40
OMAN	6,421,998	2,245,177	-65.04	10,143,207	1,709,181	-83.15
SYRIA ARAB REPUBLIC	3,893,985	91,350	-97.65	9,444,038	226,093	-97.61
TURKEY	331,560	1,939,069	484.83	600,000	4,001,773	566.96
UNITED ARAB EMIRATES	16,502,840	7,560,760	-54.19	12,909,233	9,363,560	-27.47
QATAR	4,859,017	508,627	-89.53	8,047,287	468,844	-94.17
BAHRAIN	23,141	229,450	891.53	32,496	156,343	381.11
CYPRUS	103,992	3,069	-97.05	68,639	22,644	-67.01
EGYPT	3,488,630	76,009	-97.82	4,483,265	1,405,471	-68.65
LIBYAN ARAB JAMAHIRIYA	50,457	33,914	-32.79	37,104	30,911	-16.69
MOROCCO	726	0	-100.00	1,187	0	-100.00
TUNISIA	189,833	0	-100.00	146,920	0	-100.00
ALGERIA	1,945,968	736,538	-62.15	4,216,768	2,740,454	-35.01
SUDAN	300,684	15,136	-94.97	137,298	42,948	-68.72
NAMIBIA	322	0	-100.00	746	0	-100.00
TANZANIA, UNITED REPUBLIC OF	148	914,153	617,570.95	499	189,881	37,952.30
MADAGASCAR	992,344	1,970,681	98.59	718,967	1,785,962	148.41
KENYA	380,260	37,353	-90.18	240,452	685,022	184.89
REUNION	13,437	14,417	7.29	20,936	57,409	174.21
MOZAMBIQUE	17,095	10,049	-41.22	17,951	28,545	59.02
TOGO	0	811	-	0	821	-
GHANA	116,433	528,352	353.78	95,798	960,942	903.09
LIBERIA	49,310	2,540	-94.85	31,010	1,250	-95.97
ANGOLA	2,358,465	16,509,512	600.01	9,706,286	45,456,293	368.32
CAMEROON	15,116	13,704	-9.34	36,410	199,789	448.72
NIGERIA	246,136	571,755	132.29	353,531	1,386,154	292.09
GABON	150	15,703	10,368.67	1,960	35,315	1,701.79
COTE D'IVOIRE	7,548	249,844	3,210.07	9,417	1,006,620	10,589.39
SENEGAL	4,448	6,902	55.17	4,243	3,220	-24.11
MAURITANIA	227,315	284,562	25.18	938,756	773,120	-17.64
BENIN	172,131	11,545	-93.29	247,176	25,230	-89.79
BURKINA FASO	3,644	0	-100.00	11,022	0	-100.00
GUINEA BISSAU	0	56	-	0	284	-
GAMBIA	0	723	-	0	107	-
U.S. VIRGIN ISLANDS	0	1	-	0	15	-
SEYCHELLES	12,466	4,017	-67.78	33,950	17,819	-47.51
UGANDA	3,614	2	-99.94	11,991	72	-99.40
DJIBOUTI	128	444	246.88	200	2,185	992.50
SOUTH AFRICA	902,242	426,102	-52.77	2,239,343	1,225,941	-45.25
MAURITIUS	1,967,632	2,933,979	49.11	3,070,882	3,487,733	13.57
VIRGIN ISLANDS (BRITISH)	2,567	0	-100.00	973	0	-100.00
AUSTRALIA	33,674,247	50,346,434	49.51	54,086,661	41,083,362	-24.04
NEW ZEALAND	2,951,902	4,550,921	54.17	3,134,556	4,555,689	45.34
MICRONESIA, FEDERATED STAT	6,520	0	-100.00	20,921	0	-100.00
GUAM	89	59	-33.71	573	437	-23.73

TABEL 5. PERKEMBANGAN EKSPOR INDONESIA MENURUT KOMODITI DAN NEGARA TUJUAN

JENIS BARANG	BERAT BERSIH (KG)		PERUB	NILAI FOB (US \$)		PERUB
	JAN-MEI 2009	JAN-MEI 2010	%	JAN-MEI 2009	JAN-MEI 2010	%
	(1)	(2)	(3)	(4)	(5)	(6)
PALAU	3	87	2,800.00	60	248	313.33
NEW CALEDONIA	32,395	137,692	325.04	38,675	136,857	253.86
SAINT VINCENT AND THE GREN/	0	9	-	0	57	-
VANUATU	6,550	2,235	-65.88	18,656	5,448	-70.80
WALLIS AND FUTUNA ISLANDS	49	1,459	2,877.55	92	2,433	2,544.57
COOK ISLANDS	13	119	815.38	63	2,084	3,207.94
FIJI	177,026	76,838	-56.60	328,383	117,359	-64.26
SOLOMON ISLANDS	0	40,121	-	0	41,511	-
TONGA	5	256	5,020.00	10	504	4,940.00
EAST TIMOR	4,519,094	4,702,015	4.05	3,940,469	4,425,989	12.32
UNITED STATES	20,913,654	22,884,261	9.42	60,466,320	52,368,588	-13.39
CANADA	1,630,707	2,989,365	83.32	2,840,010	5,030,762	77.14
MEXICO	4,960,078	203,119	-95.90	12,928,259	1,080,417	-91.64
GUATEMALA	61,663	109,333	77.31	174,037	281,453	61.72
NICARAGUA	8	383	4,687.50	17	838	4,829.41
PANAMA	141	1	-99.29	599	3	-99.50
CHILE	160,296	110,563	-31.03	251,970	202,766	-19.53
VENEZUELA	509,658	538	-99.89	1,177,294	968	-99.92
ARGENTINA	37,246	120,583	223.75	481,392	889,648	84.81
BRAZIL	176,440	836,927	374.34	425,801	4,668,297	996.36
COLOMBIA	644,627	280,740	-56.45	4,243,831	927,543	-78.14
BOLIVIA	0	108	-	0	1,414	-
URUGUAY	0	93	-	0	411	-
PARAGUAY	0	36,169	-	0	74,744	-
ECUADOR	1,691	256,313	15,057.48	4,527	459,480	10,049.77
PERU	128,466	334,376	160.28	239,169	678,838	183.83
TRINIDAD AND TOBAGO	99,419	0	-100.00	294,156	0	-100.00
BAHAMAS	0	70	-	0	327	-
JAMAICA	823	650	-21.02	688	1,918	178.78
PUERTO RICO	117	47,656	40,631.62	786	116,993	14,784.61
DOMINICAN REPUBLIC	397	380	-4.28	1,177	305	-74.09
COSTA RICA	3,246	728	-77.57	3,579	683	-80.92
HAITI	53	0	-100.00	118	0	-100.00
BARBADOS	23,324	20,953	-10.17	17,509	19,500	11.37
ANGUILLA	67	0	-100.00	86	0	-100.00
ARUBA	0	13,707	-	0	8,923	-
BERMUDA	506	88	-82.61	1,952	1,014	-48.05
DOMINICA	0	1,730	-	0	3,013	-
FRENCH GUIANA	5,009	167	-96.67	15,537	110	-99.29
FRENCH POLYNESIA	6,608	2,783	-57.88	10,314	7,193	-30.26
MARTINIQUE	900	2,194	143.78	1,130	4,851	329.29
NETHERLANDS ANTILLES	7,969	58	-99.27	7,383	597	-91.91
GUADELOUPE	4,577	1,270	-72.25	4,705	3,415	-27.42
UNITED KINGDOM	6,920,927	3,303,994	-52.26	7,591,496	12,172,512	60.34
NETHERLANDS	33,264,706	5,340,496	-83.95	22,671,412	23,680,306	4.45
FRANCE	212,220	298,373	40.60	731,937	982,379	34.22
GERMANY, FED. REP. OF	4,680,833	2,523,598	-46.09	5,950,357	7,200,310	21.01
AUSTRIA	211,859	14,982	-92.93	222,667	44,308	-80.10
BELGIUM	2,075,839	2,462,738	18.64	7,959,038	5,820,222	-26.87
SWITZERLAND	17,198,210	16,190,803	-5.86	38,740,548	77,707,087	100.58
LUXEMBOURG	0	137,757	-	0	363,186	-
DENMARK	24,715	1,721,699	6,866.21	61,036	3,695,228	5,954.18
NORWAY	1,304	9,130	600.15	6,196	27,197	338.94
SWEDEN	45,573	333,280	631.31	119,399	701,292	487.35
FINLAND	3,354	18,672	456.71	46,608	72,505	55.56
IRELAND	588,438	1	-100.00	410,431	31	-99.99
ITALY	1,555,686	1,699,774	9.26	2,739,718	3,917,984	43.01
SPAIN	264,516	2,321,912	777.80	672,138	5,514,406	720.43
PORTUGAL	11,699	741,860	6,241.23	79,001	1,393,927	1,664.44
GREECE	21,492	46,602	116.83	145,097	163,144	12.44
DEMOCRATIC REPUBLIC OF THE	0	19,800	-	0	16,500	-
HUNGARY	1,781	4,844	171.98	3,024	44,977	1,387.33
POLAND	149,880	316,362	111.08	444,694	802,236	80.40
ROMANIA	690	830	20.29	1,898	1,524	-19.70
BULGARIA	171	5,263	2,977.78	146	42,342	28,901.37
YUGOSLAVIA	213	0	-100.00	473	0	-100.00
AZERBAIJAN	0	4	-	0	354	-
KAZAKHSTAN	564,178	0	-100.00	2,359,913	0	-100.00
UKRAINE	77,680	1,587	-97.96	162,178	4,785	-97.05
LITHUANIA	2,051	0	-100.00	6,092	0	-100.00
LATVIA	44	53	20.45	196	288	46.94
ESTONIA	0	264,813	-	0	616,452	-
GEORGIA	0	48,231	-	0	41,301	-
CROATIA	2,555	2,358	-7.71	3,813	6,354	66.64
MALTA	86	143	66.28	413	315	-23.73
SLOVAKIA	23,293	4,420	-81.02	58,936	52,598	-10.75
SLOVENIA	20,597	5,785	-71.91	104,090	22,080	-78.79
CZECH REPUBLIC	165,221	76,742	-53.55	410,769	348,287	-15.21

TABEL 5. PERKEMBANGAN EKSPOR INDONESIA MENURUT KOMODITI DAN NEGARA TUJUAN

JENIS BARANG	BERAT BERSIH (KG)		PERUB	NILAI FOB (US \$)		PERUB
	JAN-MEI 2009	JAN-MEI 2010	%	JAN-MEI 2009	JAN-MEI 2010	%
(1)	(2)	(3)	(4)	(5)	(6)	(7)
REP. OF MACEDONIA	4,979	0	-100.00	6,243	0	-100.00
RUSSIA FEDERATION	138,845	997,515	618.44	298,100	1,940,314	550.89
-TEMBAGA	131,088,858	128,922,211	-1.65	703,496,344	1,347,514,236	91.55
JAPAN	1,757,737	1,997,161	13.62	163,642,594	314,829,669	92.39
HONG KONG	2,794,270	3,900,876	39.60	10,506,736	25,571,359	143.38
KOREA, REPUBLIC OF	5,078,657	1,690,052	-66.72	72,275,356	139,554,467	93.09
TAIWAN	3,640,555	9,041,492	148.35	14,543,836	61,721,520	324.38
CHINA	41,578,140	22,467,749	-45.96	147,076,603	125,866,955	-14.42
PAPUA NEW GUINEA	0	9	-	0	60	-
THAILAND	18,558,581	29,979,182	61.54	70,525,036	217,011,474	207.71
SINGAPORE	15,795,488	4,399,347	-72.15	58,161,852	34,356,757	-40.93
PHILIPPINES	2,604,290	5,335,087	104.86	12,640,072	39,340,660	211.24
MALAYSIA	33,091,702	41,953,328	26.78	129,340,679	332,614,197	157.16
BRUNEI DARUSSALAM	14	1,268	8,957.14	52	10,072	19,269.23
LAO PEOPLE'S DEMOCRATIC RE	45	0	-100.00	993	0	-100.00
NEPAL	0	39,947	-	0	273,237	-
VIET NAM	4,027,175	4,934,078	22.52	16,504,567	35,563,426	115.48
MALDIVES	2,057	2,466	19.88	19,257	3,446	-82.11
INDIA	504,952	706,131	39.84	2,022,559	5,230,838	158.62
PAKISTAN	696,409	1,296,089	86.11	2,135,541	9,152,300	328.57
BANGLADESH	152,440	280,860	84.24	621,167	1,942,083	212.65
SRI LANKA	0	1	-	0	22	-
IRAN (ISLAMIC REPUBLIC OF)	0	1,104	-	0	18,363	-
SAUDI ARABIA	5,227	0	-100.00	83,575	0	-100.00
ISRAEL	0	78	-	0	472	-
KUWAIT	2,117	1,215	-42.61	9,587	1,815	-81.07
YEMEN	40,494	0	-100.00	134,386	0	-100.00
OMAN	412	662	60.68	3,329	2,912	-12.53
TURKEY	0	5,040	-	0	34,524	-
UNITED ARAB EMIRATES	1,016	166	-83.66	7,785	6,632	-14.81
BAHRAIN	59	0	-100.00	656	0	-100.00
ALGERIA	255	0	-100.00	2,772	0	-100.00
SUDAN	18	0	-100.00	550	0	-100.00
ETHIOPIA	6,540	458	-93.00	31,341	570	-98.18
MADAGASCAR	57,246	0	-100.00	32,802	0	-100.00
REUNION	0	25	-	0	129	-
ANGOLA	41	0	-100.00	513	0	-100.00
SEYCHELLES	112	397	254.46	370	4,060	997.30
UGANDA	0	7,550	-	0	725	-
SAO TOME AND PRINCIPE	0	586	-	0	2,900	-
SOUTH AFRICA	481	712	48.02	456	1,159	154.17
MAURITIUS	387	0	-100.00	407	0	-100.00
VIRGIN ISLANDS (BRITISH)	11	27	145.45	73	164	124.66
AUSTRALIA	11,193	80,061	615.28	115,908	545,516	370.65
NEW ZEALAND	218,997	92,000	-57.99	118,656	58,880	-50.38
PALAU	1	0	-100.00	19	0	-100.00
VANUATU	168	109	-35.12	186	466	150.54
FIJI	28	428	1,428.57	707	2,396	238.90
TUVALU	437	0	-100.00	655	0	-100.00
EAST TIMOR	25	2,719	10,776.00	48	3,096	6,350.00
UNITED STATES	331,111	538,610	62.67	1,861,965	2,734,774	46.88
CANADA	39,013	22,741	-41.71	208,769	224,227	7.40
MEXICO	0	319	-	0	649	-
CHILE	0	25	-	0	43	-
BRAZIL	26,673	65,122	144.15	369,219	543,601	47.23
ANGUILLA	0	1,697	-	0	5,375	-
UNITED KINGDOM	4,887	6,509	33.19	52,454	21,180	-59.62
NETHERLANDS	10,555	50,924	382.46	88,088	150,544	70.90
FRANCE	1,508	4,025	166.91	62,697	22,577	-63.99
GERMANY, FED. REP. OF	33,146	7,037	-78.77	104,313	7,096	-93.20
AUSTRIA	124	1,453	1,071.77	1,299	4,494	245.96
BELGIUM	9,330	2,170	-76.74	160,361	44,316	-72.36
SWITZERLAND	16	10	-37.50	50	74	48.00
DENMARK	36	0	-100.00	96	0	-100.00
NORWAY	0	22	-	0	311	-
SWEDEN	229	409	78.60	240	1,316	448.33
ITALY	3,336	458	-86.27	13,598	3,532	-74.03
SPAIN	338	732	116.57	966	810	-16.15
PORTUGAL	43	0	-100.00	1,224	0	-100.00
GREECE	8	28	250.00	84	80	-4.76
BULGARIA	14	0	-100.00	12	0	-100.00
GEORGIA	0	26	-	0	79	-
SLOVAKIA	339	0	-100.00	3,505	0	-100.00
CZECH REPUBLIC	375	1,432	281.87	5,723	21,829	281.43
RUSSIA FEDERATION	0	2	-	0	8	-
-SENG	1,531,576	1,395,486	-8.89	1,483,850	1,641,305	10.61

TABEL 5. PERKEMBANGAN EKSPOR INDONESIA MENURUT KOMODITI DAN NEGARA TUJUAN

JENIS BARANG	BERAT BERSIH (KG)		PERUB	NILAI FOB (US \$)		PERUB
	JAN-MEI 2009	JAN-MEI 2010	%	JAN-MEI 2009	JAN-MEI 2010	%
(1)	(2)	(3)	(4)	(5)	(6)	(7)
JAPAN	582,553	181,682	-68.81	654,020	384,362	-41.23
HONG KONG	0	47	-	0	250	-
TAIWAN	186,672	752,202	302.95	93,251	413,788	343.74
CHINA	190,105	50,056	-73.67	136,201	153,694	12.84
PAPUA NEW GUINEA	0	217	-	0	1,417	-
THAILAND	0	20,000	-	0	15,560	-
SINGAPORE	188,593	31,506	-83.29	172,048	318,163	84.93
PHILIPPINES	28,949	43,786	51.25	58,160	81,547	40.21
MALAYSIA	0	9,157	-	0	16,497	-
VIET NAM	1,516	857	-43.47	3,991	6,762	69.43
INDIA	19,000	0	-100.00	16,430	0	-100.00
TANZANIA, UNITED REPUBLIC OF	428	0	-100.00	4,252	0	-100.00
KENYA	0	132	-	0	150	-
NIGERIA	20,000	0	-100.00	20,000	0	-100.00
BENIN	0	1,088	-	0	3,950	-
GAMBIA	251	0	-100.00	235	0	-100.00
EAST TIMOR	313,363	251,607	-19.71	324,982	186,937	-42.48
UNITED STATES	0	51,938	-	0	57,630	-
GUATEMALA	135	0	-100.00	188	0	-100.00
UNITED KINGDOM	0	88	-	0	200	-
NETHERLANDS	9	232	2,477.78	56	230	310.71
ITALY	2	0	-100.00	36	0	-100.00
PORTUGAL	0	891	-	0	168	-
-LOGAM TIDAK MULIA LAIN	18,796,939	130,244,750	592.90	66,486,494	94,243,816	41.75
JAPAN	2,328,996	3,696,408	58.71	10,857,143	10,568,146	-2.66
HONG KONG	294,916	436,469	48.00	1,067,734	1,408,185	31.89
KOREA, REPUBLIC OF	139,097	294,939	112.04	330,530	720,970	118.13
TAIWAN	69,069	76,971	11.44	215,805	226,400	4.91
CHINA	596,653	39,433,928	6,509.19	1,013,977	3,429,500	238.22
MONGOLIA	0	20,000	-	0	25,820	-
MACAU	2	0	-100.00	2	0	-100.00
PAPUA NEW GUINEA	408,309	637,019	56.01	1,403,864	1,647,621	17.36
THAILAND	1,109,879	1,785,408	60.87	6,916,962	12,317,899	78.08
SINGAPORE	5,163,697	3,917,549	-24.13	11,355,688	9,927,646	-12.58
PHILIPPINES	957,922	621,769	-35.09	2,266,460	1,919,864	-15.29
MALAYSIA	1,221,837	70,402,115	5,661.99	4,207,153	15,208,355	261.49
MYANMAR (FORM. BURMA)	0	196	-	0	2,149	-
CAMBODIA	7,442	1,657	-77.73	18,769	3,704	-80.27
BRUNEI DARUSSALAM	38,601	25,958	-32.75	181,801	74,359	-59.10
LAO PEOPLE'S DEMOCRATIC RE	5,472	18	-99.67	17,962	2,944	-83.61
VIET NAM	787,044	1,426,845	81.29	4,796,107	8,688,646	81.16
MALDIVES	14,243	11,325	-20.49	38,097	22,661	-40.52
INDIA	221,916	358,530	61.56	579,443	1,968,333	239.69
PAKISTAN	79,460	84,866	6.80	245,028	523,080	113.48
BANGLADESH	12,428	19,391	56.03	17,074	184,894	982.90
SRI LANKA	78,077	33,813	-56.69	118,238	65,240	-44.82
AFGHANISTAN	210	0	-100.00	688	0	-100.00
IRAQ	0	28	-	0	3,500	-
IRAN (ISLAMIC REPUBLIC OF)	45,896	89,287	94.54	138,034	237,503	72.06
SAUDI ARABIA	69,365	156,183	125.16	99,282	274,965	176.95
ISRAEL	654	22,179	3,291.28	440	31,973	7,166.59
KUWAIT	6,480	25,323	290.79	14,223	52,242	267.31
JORDAN	27,811	10,574	-61.98	55,104	16,704	-69.69
LEBANON	36,647	18,165	-50.43	194,619	40,615	-79.13
YEMEN	20,000	2,002	-89.99	22,680	4,050	-82.14
OMAN	24,385	85,064	248.84	39,549	95,644	141.84
SYRIA ARAB REPUBLIC	57,822	101,378	75.33	76,002	124,054	63.22
TURKEY	1,868	18,321	880.78	48,489	120,508	148.53
UNITED ARAB EMIRATES	510,900	697,060	36.44	1,132,854	895,725	-20.93
QATAR	23,282	27,601	18.55	81,709	49,273	-39.70
BAHRAIN	60,003	16,439	-72.60	85,358	9,873	-88.43
CYPRUS	13,022	23,316	79.05	34,717	95,139	174.04
EGYPT	481	1,326	175.68	35,849	146,459	308.54
LIBYAN ARAB JAMAHIRIYA	69,945	42,659	-39.01	85,265	49,252	-42.24
MOROCCO	139	6,038	4,243.88	928	39,482	4,154.53
ALGERIA	1,140	0	-100.00	12,329	0	-100.00
SUDAN	1	0	-100.00	60	0	-100.00
ETHIOPIA	0	9,307	-	0	1,940	-
TANZANIA, UNITED REPUBLIC OF	13,471	11,526	-14.44	39,480	36,472	-7.62
MADAGASCAR	915	21,255	2,222.95	181	24,849	13,628.73
KENYA	105,343	47,821	-54.60	479,046	107,656	-77.53
REUNION	7,173	9,115	27.07	7,703	10,882	41.27
MOZAMBIQUE	8,402	0	-100.00	78,124	0	-100.00
BOTSWANA	6	0	-100.00	23	0	-100.00
TOGO	0	49	-	0	50	-
GHANA	198	0	-100.00	68,398	0	-100.00
LIBERIA	3,425	628	-81.66	107,718	10,532	-90.22

TABEL 5. PERKEMBANGAN EKSPOR INDONESIA MENURUT KOMODITI DAN NEGARA TUJUAN

JENIS BARANG	BERAT BERSIH (KG)		PERUB	NILAI FOB (US \$)		PERUB
	JAN-MEI 2009	JAN-MEI 2010	%	JAN-MEI 2009	JAN-MEI 2010	%
	(1)	(2)	(3)	(4)	(5)	(6)
GUINEA	81	0	-100.00	76	0	-100.00
ANGOLA	1,549	14,201	816.79	9,119	20,296	122.57
CONGO	0	64	-	0	84	-
CAMEROON	0	38	-	0	111	-
NIGERIA	121,570	19,986	-83.56	171,137	139,799	-18.31
COTE D'IVOIRE	22	678	2,981.82	70	2,519	3,498.57
SENEGAL	0	515	-	0	5,518	-
GAMBIA	12,415	635	-94.89	34,779	94	-99.73
SEYCHELLES	4	281	6,925.00	11	4,382	39,736.36
SOUTH AFRICA	193,054	143,262	-25.79	766,126	870,399	13.61
COMOROS	0	1,383	-	0	3,473	-
MAURITIUS	2,267	1,695	-25.23	12,371	4,346	-64.87
AUSTRALIA	361,768	635,213	75.59	2,988,771	3,663,114	22.56
NEW ZEALAND	27,006	68,644	154.18	127,657	272,198	113.23
GUAM	11,300	8,731	-22.73	20,679	14,819	-28.34
PALAU	7	109	1,457.14	138	308	123.19
NEW CALEDONIA	51,490	62,799	21.96	163,655	179,054	9.41
VANUATU	8,299	766	-90.77	28,381	1,180	-95.84
COOK ISLANDS	66	0	-100.00	98	0	-100.00
FIJI	9,659	4,231	-56.20	46,780	16,845	-63.99
SAMOA	875	0	-100.00	3,724	0	-100.00
EAST TIMOR	516,585	467,542	-9.49	441,664	519,995	17.74
UNITED STATES	436,179	922,313	111.45	3,852,702	7,818,834	102.94
CANADA	66,633	55,407	-16.85	311,531	379,009	21.66
MEXICO	1,228	8,586	599.19	15,270	35,546	132.78
GUATEMALA	227	0	-100.00	313	0	-100.00
HONDURAS	96	0	-100.00	336	0	-100.00
PANAMA	40,827	105,748	159.01	195,438	469,287	140.12
SURINAME	1	274	27,300.00	334	811	142.81
CHILE	4,663	27,307	485.61	58,945	192,946	227.33
VENEZUELA	1,170	7,339	527.26	4,912	10,382	111.36
ARGENTINA	31,097	26,335	-15.31	818,865	339,068	-58.59
BRAZIL	49,038	23,160	-52.77	747,787	348,216	-53.43
COLOMBIA	1,365	2,997	119.56	14,762	40,440	173.95
URUGUAY	215	2,818	1,210.70	738	2,247	204.47
ECUADOR	313	444	41.85	4,980	8,519	71.06
PERU	358	0	-100.00	425	0	-100.00
TRINIDAD AND TOBAGO	17,936	12,547	-30.05	41,733	30,115	-27.84
BAHAMAS	0	291	-	0	227	-
JAMAICA	81	14,197	17,427.16	1,981	30,844	1,456.99
PUERTO RICO	173	215	24.28	521	3,262	526.10
DOMINICAN REPUBLIC	0	376	-	0	1,431	-
COSTA RICA	640	255	-60.16	515	186	-63.88
BARBADOS	10,165	1,265	-87.56	25,833	7,790	-69.84
ANGUILLA	359	0	-100.00	1,278	0	-100.00
ARUBA	750	0	-100.00	657	0	-100.00
BERMUDA	646	143	-77.86	4,285	793	-81.49
FRENCH GUIANA	894	949	6.15	1,003	944	-5.88
FRENCH POLYNESIA	10,202	17,045	67.08	22,580	39,342	74.23
GRENADA	0	6,784	-	0	13,064	-
MARTINIQUE	972	0	-100.00	1,454	0	-100.00
NETHERLANDS ANTILLES	859	10,049	1,069.85	3,026	7,644	152.61
SAINT LUCIA	7,963	0	-100.00	24,924	0	-100.00
GUADELOUPE	0	43	-	0	108	-
UNITED KINGDOM	71,248	169,043	137.26	432,956	770,761	78.02
NETHERLANDS	101,014	107,695	6.61	920,536	583,264	-36.64
FRANCE	170,230	106,636	-37.36	347,098	210,206	-39.44
GERMANY, FED. REP. OF	1,125,110	1,791,878	59.26	2,903,963	4,137,099	42.46
AUSTRIA	2,082	1,529	-26.56	6,091	7,025	15.33
BELGIUM	51,417	49,253	-4.21	86,889	76,789	-11.62
SWITZERLAND	16,943	10,993	-35.12	277,141	147,458	-46.79
LUXEMBOURG	60	0	-100.00	216	0	-100.00
DENMARK	38,383	69,316	80.59	60,217	90,711	50.64
NORWAY	1,105	2,954	167.33	40,356	11,938	-70.42
SWEDEN	54,857	31,633	-42.34	491,769	62,592	-87.27
FINLAND	2,735	213	-92.21	52,906	746	-98.59
IRELAND	7,055	5,133	-27.24	11,307	10,735	-5.06
ITALY	291,842	196,389	-32.71	666,388	459,838	-31.00
SPAIN	157,990	194,672	23.22	408,935	510,937	24.94
PORTUGAL	4,085	13,397	227.96	4,000	21,261	431.53
GREECE	5,710	6,462	13.17	24,756	25,742	3.98
HUNGARY	989	229	-76.85	4,050	567	-86.00
POLAND	4,306	10,145	135.60	33,367	17,561	-47.37
ROMANIA	52	0	-100.00	1,015	0	-100.00
BULGARIA	5,885	1,523	-74.12	23,060	2,792	-87.89
YUGOSLAVIA	265	0	-100.00	512	0	-100.00
ALBANIA	500	0	-100.00	477	0	-100.00
AZERBAIJAN	0	2	-	0	194	-

TABEL 5. PERKEMBANGAN EKSPOR INDONESIA MENURUT KOMODITI DAN NEGARA TUJUAN

JENIS BARANG	BERAT BERSIH (KG)		PERUB	NILAI FOB (US \$)		PERUB
	JAN-MEI 2009	JAN-MEI 2010	%	JAN-MEI 2009	JAN-MEI 2010	%
	(1)	(2)	(3)	(4)	(5)	(6)
UKRAINE	4,455	155	-96.52	51,978	31,000	-40.36
LITHUANIA	115	0	-100.00	1,925	0	-100.00
ESTONIA	16,345	22,522	37.79	31,087	45,078	45.01
CROATIA	9,371	414	-95.58	28,428	1,367	-95.19
MALTA	1,441	5,880	308.05	1,832	8,605	369.71
SLOVAKIA	92	0	-100.00	2,290	0	-100.00
SLOVENIA	2,888	17,822	517.11	5,667	41,645	634.87
CZECH REPUBLIC	1,098	733	-33.24	1,567	2,496	59.29
RUSSIA FEDERATION	160	22,651	14,056.88	4,662	50,062	973.83
-PAKAIAN JADI	150,983,589	169,218,489	12.08	2,302,561,605	2,501,540,301	8.64
JAPAN	4,297,904	4,835,311	12.50	60,866,481	70,439,130	15.73
HONG KONG	332,128	332,123	0.00	5,797,884	8,143,088	40.45
KOREA, DEMOCRATIC PEOPLE'S	908	0	-100.00	11,397	0	-100.00
KOREA, REPUBLIC OF	1,176,393	1,903,051	61.77	14,640,803	22,765,632	55.49
TAIWAN	98,685	179,778	82.17	1,798,790	3,405,258	89.31
CHINA	323,767	496,828	53.45	6,781,086	8,126,728	19.84
MONGOLIA	71	13	-81.69	2,658	507	-80.93
MACAU	114	1,891	1,558.77	1,428	18,213	1,175.42
PAPUA NEW GUINEA	95,305	185,181	94.30	394,633	517,645	31.17
THAILAND	473,081	494,444	4.52	4,605,138	5,919,307	28.54
SINGAPORE	1,671,338	1,453,687	-13.02	18,138,837	17,992,801	-0.81
PHILIPPINES	315,217	248,187	-21.26	3,188,148	2,422,660	-24.01
MALAYSIA	4,834,876	4,007,033	-17.12	37,498,164	30,609,275	-18.37
MYANMAR (FORM. BURMA)	3,236	16,048	395.92	34,378	73,900	114.96
CAMBODIA	945	62,737	6,538.84	4,146	127,267	2,969.63
BRUNEI DARUSSALAM	51,238	127,992	149.80	418,120	895,560	114.19
LAO PEOPLE'S DEMOCRATIC RE	16,196	12,406	-23.40	61,202	50,472	-17.53
NEPAL	60,095	28,018	-53.38	498,440	337,298	-32.33
VIET NAM	226,247	39,482	-82.55	1,920,723	805,128	-58.08
MALDIVES	20,729	15,958	-23.02	64,481	195,133	202.62
INDIA	95,774	189,258	97.61	957,438	974,908	1.82
PAKISTAN	377,290	140,359	-62.80	2,985,724	1,058,169	-64.56
BANGLADESH	35,960	7,315	-79.66	219,440	25,559	-88.35
SRI LANKA	621,059	513,322	-17.35	3,446,816	2,533,109	-26.51
AFGHANISTAN	0	10,813	-	0	166,782	-
IRAQ	10,155	9,772	-3.77	43,000	558,600	1,199.07
IRAN (ISLAMIC REPUBLIC OF)	112,520	205,972	83.05	525,884	1,264,126	140.38
SAUDI ARABIA	3,120,183	2,589,656	-17.00	28,903,552	26,768,659	-7.39
ISRAEL	33,752	40,182	19.05	641,580	695,663	8.43
KUWAIT	302,118	213,167	-29.44	2,527,664	2,623,315	3.78
JORDAN	45,593	12,836	-71.85	359,340	65,820	-81.68
LEBANON	8,933	7,001	-21.63	188,692	225,862	19.70
YEMEN	271,838	194,731	-28.37	1,943,405	1,459,992	-24.87
OMAN	1,892	8,208	333.83	20,985	83,179	296.37
SYRIA ARAB REPUBLIC	22,644	0	-100.00	287,400	0	-100.00
TURKEY	122,409	245,375	100.46	2,591,606	6,251,035	141.20
UNITED ARAB EMIRATES	4,602,115	4,955,952	7.69	56,080,463	52,967,248	-5.55
QATAR	2,085	17,017	716.16	39,951	207,750	420.01
BAHRAIN	34,774	43,049	23.80	219,911	168,047	-23.58
CYPRUS	10,738	1,755	-83.66	171,444	13,666	-92.03
EGYPT	638,307	924,661	44.86	8,134,868	11,428,653	40.49
LIBYAN ARAB JAMAHIRIYA	243,695	70,888	-70.91	1,170,412	553,713	-52.69
MOROCCO	2,108	3,229	53.18	56,356	81,256	44.18
TUNISIA	7,223	1,275	-82.35	35,244	3,769	-89.31
ALGERIA	101,269	57,320	-43.40	811,416	121,505	-85.03
SUDAN	1,304,007	1,345,170	3.16	11,529,271	11,154,007	-3.25
NAMIBIA	95	1,847	1,844.21	260	15,860	6,000.00
ETHIOPIA	28,648	71,535	149.70	252,480	701,348	177.78
TANZANIA, UNITED REPUBLIC OI	669,738	562,142	-16.07	350,892	288,673	-17.73
MADAGASCAR	30,194	34,228	13.36	21,039	23,507	11.73
SOMALIA	25,326	1,561	-93.84	86,159	14,034	-83.71
KENYA	306,803	103,022	-66.42	738,570	462,271	-37.41
REUNION	31,757	10,814	-65.95	139,246	129,617	-6.92
MOZAMBIQUE	110,371	63,877	-42.13	89,184	90,784	1.79
BOTSWANA	0	3	-	0	1	-
TOGO	3,306,706	1,294,889	-60.84	7,792,954	3,276,631	-57.95
GHANA	79,995	225,653	182.08	96,666	391,255	304.75
LIBERIA	46,623	62,435	33.91	246,480	72,551	-70.57
GUINEA	710,862	501,174	-29.50	1,579,304	2,591,526	64.09
ANGOLA	464,823	201,960	-56.55	27,452	18,099	-34.07
CONGO	169,717	190,030	11.97	282,282	190,997	-32.34
CAMEROON	195,315	84,396	-56.79	1,156,597	118,771	-89.73
NIGERIA	152,046	1,114,504	633.00	291,606	4,594,790	1,475.68
SIERRA LEONE	42	0	-100.00	126	0	-100.00
GABON	38,451	35,595	-7.43	20,264	15,438	-23.82
COTE D'IVOIRE	217,991	159,608	-26.78	202,975	140,511	-30.77
SENEGAL	761,026	409,613	-46.18	676,380	339,483	-49.81

TABEL 5. PERKEMBANGAN EKSPOR INDONESIA MENURUT KOMODITI DAN NEGARA TUJUAN

JENIS BARANG	BERAT BERSIH (KG)		PERUB	NILAI FOB (US \$)		PERUB
	JAN-MEI 2009	JAN-MEI 2010	%	JAN-MEI 2009	JAN-MEI 2010	%
	(1)	(2)	(3)	(4)	(5)	(6)
MAURITANIA	32,285	6,371	-80.27	265,690	21,000	-92.10
MALI	0	19,358	-	0	28,000	-
BENIN	573,510	1,124,338	96.05	1,995,726	3,753,888	88.10
BURKINA FASO	0	8,640	-	0	92,800	-
GAMBIA	145,569	66,774	-54.13	585,424	688,542	17.61
U.S. VIRGIN ISLANDS	0	145	-	0	3,958	-
SEYCHELLES	6,883	5,654	-17.86	30,295	31,015	2.38
UGANDA	63,785	139,592	118.85	229,817	257,437	12.02
CENTRAL AFRICAN REPUBLIC	0	1,416	-	0	23,509	-
NIGER	229,373	14,501	-93.68	1,610,164	93,349	-94.20
DJIBOUTI	16,399	19,216	17.18	33,615	192,079	471.41
SAINT HELENA	400	0	-100.00	4,864	0	-100.00
SAO TOME AND PRINCIPE	1,776	3,788	113.29	630	1,185	88.10
SWAZILAND	0	2,849	-	0	5,716	-
SOUTH AFRICA	685,165	433,510	-36.73	7,204,387	5,153,940	-28.46
MALAWI	14,868	12,362	-16.85	14,850	6,412	-56.82
COMOROS	0	520	-	0	1,446	-
MAURITIUS	51,878	80,029	54.26	347,957	476,931	37.07
VIRGIN ISLANDS (BRITISH)	835	0	-100.00	2,934	0	-100.00
AUSTRALIA	871,253	1,002,753	15.09	16,780,532	20,311,036	21.04
NEW ZEALAND	72,192	73,770	2.19	1,598,339	1,236,737	-22.62
GUAM	3,296	4,911	49.00	12,515	30,829	146.34
PALAU	322	0	-100.00	6,371	0	-100.00
NAURU	0	359	-	0	6,936	-
NEW CALEDONIA	26,348	33,049	25.43	237,471	406,075	71.00
NIUE	0	94	-	0	3,566	-
SAINT VINCENT AND THE GREN/	0	12	-	0	64	-
VANUATU	11,498	12,780	11.15	11,964	54,994	359.66
WALLIS AND FUTUNA ISLANDS	3,121	4,070	30.41	5,470	5,280	-3.47
AMERICAN SAMOA	6,184	12	-99.81	77,842	454	-99.42
COOK ISLANDS	594	2,765	365.49	5,985	46,224	672.33
FIJI	32,153	28,891	-10.15	221,362	295,228	33.37
KIRIBATI	0	1,865	-	0	31,335	-
TONGA	16,860	3,929	-76.70	26,257	43,212	64.57
CHRISTMAS ISLANDS	0	31	-	0	1,561	-
UNITED STATES MINOR OUTLYIN	5,636	0	-100.00	37,688	0	-100.00
EAST TIMOR	85,592	310,312	262.55	123,767	301,327	143.46
UNITED STATES	81,065,432	100,637,786	24.14	1,317,241,898	1,548,034,398	17.52
CANADA	2,371,860	2,860,523	20.60	50,067,512	49,944,264	-0.25
MEXICO	849,378	1,024,615	20.63	15,489,727	16,147,471	4.25
GUATEMALA	1,607	0	-100.00	20,314	0	-100.00
HONDURAS	1,993	80	-95.99	95,102	1,124	-98.82
NICARAGUA	0	12	-	0	28	-
PANAMA	562,256	295,618	-47.42	6,882,302	4,532,845	-34.14
SURINAME	9,288	59,933	545.27	40,337	206,001	410.70
CHILE	180,393	196,654	9.01	2,767,773	3,115,154	12.55
VENEZUELA	27,235	56,483	107.39	224,214	259,966	15.95
ARGENTINA	134,702	131,629	-2.28	3,210,387	2,629,217	-18.10
BRAZIL	483,512	654,273	35.32	5,010,994	5,332,698	6.42
COLOMBIA	7,171	14,520	102.48	134,156	145,268	8.28
BOLIVIA	291	80	-72.51	13,120	3,697	-71.82
URUGUAY	15,335	12,043	-21.47	360,384	283,616	-21.30
PARAGUAY	4,529	1,887	-58.34	114,926	50,747	-55.84
ECUADOR	5,704	6,229	9.20	110,794	133,603	20.59
PERU	6,966	10,899	56.46	181,726	280,375	54.28
GUYANA	3,008	2,139	-28.89	3,195	6,056	89.55
TRINIDAD AND TOBAGO	0	127	-	0	567	-
BAHAMAS	0	2,066	-	0	8,838	-
JAMAICA	354	1,694	378.53	5,771	7,416	28.50
PUERTO RICO	158,854	116,180	-26.86	1,526,493	1,278,957	-16.22
BELIZE	5,741	2,448	-57.36	34,221	7,033	-79.45
DOMINICAN REPUBLIC	3,987	399	-89.99	28,623	7,055	-75.35
EL SALVADOR	92	0	-100.00	1,108	0	-100.00
COSTA RICA	7,641	12,298	60.95	75,950	140,019	84.36
HAITI	40	0	-100.00	78	0	-100.00
BARBADOS	487	299	-38.60	16,780	7,149	-57.40
ANTIGUA AND BARBUDA	17	147	764.71	628	3,173	405.25
ARUBA	3,058	0	-100.00	22,256	0	-100.00
BERMUDA	3,439	2,942	-14.45	11,870	27,415	130.96
FRENCH GUIANA	110	25	-77.27	304	17	-94.41
FRENCH POLYNESIA	20,600	23,128	12.27	174,958	231,891	32.54
MARTINIQUE	983	9,681	884.84	15,367	55,296	259.84
NETHERLANDS ANTILLES	117,215	25,916	-77.89	1,044,146	388,059	-62.83
SAINT LUCIA	1,545	23	-98.51	8,964	840	-90.63
SAN MARINO	0	8,936	-	0	200,282	-
GAUDELOUPE	1,764	7,735	338.49	9,899	49,414	399.18
SAINT KITTS AND NEVIS	973	10,013	929.09	21,359	27,770	30.02
UNITED KINGDOM	6,992,357	6,651,301	-4.88	130,033,670	124,731,792	-4.08

TABEL 5. PERKEMBANGAN EKSPOR INDONESIA MENURUT KOMODITI DAN NEGARA TUJUAN

JENIS BARANG	BERAT BERSIH (KG)		PERUB %	NILAI FOB (US \$)		PERUB %
	JAN-MEI 2009	JAN-MEI 2010		JAN-MEI 2009	JAN-MEI 2010	
(1)	(2)	(3)	(4)	(5)	(6)	(7)
NETHERLANDS	2,724,385	3,099,741	13.78	52,824,604	49,593,812	-6.12
FRANCE	2,396,471	2,568,218	7.17	42,574,906	43,260,437	1.61
GERMANY, FED. REP. OF	8,739,373	8,001,748	-8.44	183,496,630	167,774,147	-8.57
AUSTRIA	76,207	60,501	-20.61	2,675,482	2,055,002	-23.19
BELGIUM	2,309,317	1,967,124	-14.82	54,431,879	44,863,983	-17.58
SWITZERLAND	204,055	350,916	71.97	4,238,131	4,775,827	12.69
LUXEMBOURG	471	72	-84.71	7,040	1,086	-84.57
GIBRALTAR	21	0	-100.00	321	0	-100.00
MONACO	0	1,944	-	0	35,215	-
DENMARK	77,130	95,272	23.52	1,499,865	1,810,186	20.69
NORWAY	96,850	515,157	431.91	2,058,555	1,913,948	-7.02
SWEDEN	267,973	472,476	76.31	4,740,129	4,369,826	-7.81
FINLAND	22,633	19,844	-12.32	271,189	381,030	40.50
IRELAND	260,991	465,001	78.17	4,470,837	6,793,588	51.95
ITALY	1,242,607	1,324,823	6.62	32,111,224	29,426,756	-8.36
SPAIN	1,891,896	1,627,982	-13.95	31,531,711	26,235,552	-16.80
PORTUGAL	48,342	36,618	-24.25	586,161	302,709	-48.36
ICELAND	0	77	-	0	5,290	-
GREECE	87,832	82,782	-5.75	1,809,567	1,296,375	-28.36
ANDORRA	0	9,675	-	0	223,520	-
DEMOCRATIC REPUBLIC OF THE HUNGARY	69,137	12,018	-82.62	188,666	4,070	-97.84
HUNGARY	11,301	12,264	8.52	224,131	178,909	-20.18
POLAND	88,080	143,562	62.99	1,577,527	2,118,391	34.29
ROMANIA	19,904	8,212	-58.74	322,140	137,466	-57.33
BULGARIA	3,820	1,065	-72.12	115,533	23,299	-79.83
YUGOSLAVIA	7,434	2,358	-68.28	156,355	53,650	-65.69
ALBANIA	3	0	-100.00	62	0	-100.00
BELARUS	0	108	-	0	5,184	-
KAZAKHSTAN	8,415	7,106	-15.56	218,219	195,982	-10.19
UKRAINE	215,569	247,118	14.64	3,987,181	4,076,203	2.23
LITHUANIA	72	0	-100.00	216	0	-100.00
LATVIA	34	32,403	95,202.94	159	405,488	254,923.90
ESTONIA	1,921	19,737	927.43	30,118	216,972	620.41
CROATIA	18,959	9,264	-51.14	143,688	90,819	-36.79
BOSNIA AND HERZEGOVINA	216	35	-83.80	3,920	1,325	-66.20
MALTA	9,672	6,282	-35.05	84,399	64,760	-23.27
SLOVAKIA	71,091	5,716	-91.96	715,301	85,692	-88.02
SLOVENIA	10,039	11,128	10.85	303,700	263,560	-13.22
CZECH REPUBLIC	54,234	40,007	-26.23	1,680,054	1,332,591	-20.68
REP. OF MACEDONIA	0	37	-	0	4,186	-
RUSSIA FEDERATION	465,999	323,334	-30.61	12,339,068	7,502,348	-39.20
-KAIN TENUN	86,704,746	100,099,348	15.45	469,573,207	551,108,483	17.36
JAPAN	11,868,827	13,068,742	10.11	48,416,674	56,451,194	16.59
HONG KONG	1,413,298	872,272	-38.28	9,231,961	7,235,418	-21.63
KOREA, REPUBLIC OF	2,180,748	3,268,579	49.88	7,715,171	10,070,666	30.53
TAIWAN	2,905,951	2,589,974	-10.87	13,605,796	10,426,658	-23.37
CHINA	1,985,929	2,778,298	39.90	12,379,748	17,484,360	41.23
MACAU	52,366	67,649	29.18	306,201	368,486	20.34
PAPUA NEW GUINEA	198,488	110,435	-44.36	1,227,678	673,707	-45.12
THAILAND	2,477,585	4,096,243	65.33	20,097,389	21,791,985	8.43
SINGAPORE	1,201,540	1,450,106	20.69	8,781,228	13,006,755	48.12
PHILIPPINES	1,320,628	1,744,640	32.11	5,626,682	6,623,865	17.72
MALAYSIA	6,497,024	8,375,396	28.91	29,449,664	32,801,918	11.38
MYANMAR (FORM. BURMA)	340,816	310,911	-8.77	2,619,775	2,294,781	-12.41
CAMBODIA	359,713	337,202	-6.26	2,158,670	1,726,839	-20.00
BRUNEI DARUSSALAM	37,079	66,955	80.57	259,687	553,567	113.17
LAO PEOPLE'S DEMOCRATIC RE	93,736	82,859	-11.60	383,269	372,575	-2.79
NEPAL	13,754	12,596	-8.42	54,600	14,279	-73.85
VIET NAM	2,714,690	2,718,178	0.13	13,285,483	15,773,031	18.72
MALDIVES	18,666	17,924	-3.98	82,363	85,507	3.82
INDIA	450,438	715,588	58.86	2,985,090	11,775,222	294.47
PAKISTAN	243,244	297,117	22.15	1,420,723	1,178,459	-17.05
BANGLADESH	2,459,110	2,570,864	4.54	11,372,888	12,027,978	5.76
SRI LANKA	1,633,242	1,612,051	-1.30	10,637,618	15,174,328	42.65
AFGHANISTAN	149,414	50,560	-66.16	1,118,719	263,459	-76.45
IRAQ	2,907	10,208	251.15	14,915	44,439	197.95
IRAN (ISLAMIC REPUBLIC OF)	380,107	303,417	-20.18	2,871,790	1,345,081	-53.16
SAUDI ARABIA	5,476,038	4,762,481	-13.03	38,758,221	32,361,536	-16.50
ISRAEL	27,795	2,586	-90.70	126,899	50,242	-60.41
KUWAIT	355,434	426,742	20.06	2,759,142	3,378,735	22.46
JORDAN	341,856	355,931	4.12	2,221,980	2,521,871	13.50
LEBANON	138,488	97,435	-29.64	773,867	731,027	-5.54
YEMEN	310,796	231,853	-25.40	1,704,819	1,249,242	-26.72
OMAN	183,177	168,656	-7.93	1,200,631	1,015,596	-15.41
SYRIA ARAB REPUBLIC	730,966	712,572	-2.52	4,809,593	4,150,147	-13.71
TURKEY	8,568,379	12,379,764	44.48	39,500,511	66,660,200	68.76
UNITED ARAB EMIRATES	7,595,257	7,841,054	3.24	60,382,089	71,114,823	17.77

TABEL 5. PERKEMBANGAN EKSPOR INDONESIA MENURUT KOMODITI DAN NEGARA TUJUAN

JENIS BARANG	BERAT BERSIH (KG)		PERUB	NILAI FOB (US \$)		PERUB
	JAN-MEI 2009	JAN-MEI 2010	%	JAN-MEI 2009	JAN-MEI 2010	%
	(1)	(2)	(3)	(4)	(5)	(6)
QATAR	43,616	11,243	-74.22	345,238	79,126	-77.08
BAHRAIN	48,278	44,077	-8.70	335,761	343,012	2.16
CYPRUS	30,725	5,110	-83.37	214,717	51,602	-75.97
EGYPT	745,692	932,655	25.07	4,391,161	5,961,229	35.76
LIBYAN ARAB JAMAHIRIYA	187,891	201,241	7.11	1,141,614	1,361,055	19.22
MOROCCO	299,561	176,657	-41.03	1,622,600	1,115,722	-31.24
TUNISIA	10,864	23,789	118.97	43,291	115,405	166.58
ALGERIA	10,564	42,998	307.02	9,521	200,966	2,010.77
SUDAN	225,182	124,714	-44.62	1,329,875	761,843	-42.71
LESOTHO	380,588	113,645	-70.14	1,182,544	410,089	-65.32
ETHIOPIA	6,653	87,668	1,217.72	41,372	411,630	894.95
TANZANIA, UNITED REPUBLIC OF	1,522	0	-100.00	1,968	0	-100.00
MADAGASCAR	2,214	2,321	4.83	8,128	19,834	144.02
SOMALIA	0	7,517	-	0	61,250	-
KENYA	238,290	298,396	25.22	1,231,676	1,872,971	52.07
REUNION	1,687	641	-62.00	7,036	6,971	-0.92
MOZAMBIQUE	9,999	0	-100.00	57,865	0	-100.00
TOGO	62,511	148,048	136.84	428,916	901,232	110.12
GHANA	86,711	70,942	-18.19	504,314	345,281	-31.53
GUINEA	0	6,876	-	0	22,496	-
CONGO	0	800	-	0	939	-
NIGERIA	6,773	33,832	399.51	78,762	61,454	-21.98
GABON	1,733	0	-100.00	875	0	-100.00
COTE D'IVOIRE	53,955	44,876	-16.83	153,502	175,585	14.39
SENEGAL	5,342	6,184	15.76	5,175	5,265	1.74
BENIN	17,146	8,061	-52.99	118,605	54,570	-53.99
BURKINA FASO	32,306	0	-100.00	83,109	0	-100.00
GUINEA BISSAU	0	21	-	0	109	-
GAMBIA	4,078	0	-100.00	17,909	0	-100.00
SEYCHELLES	45	0	-100.00	410	0	-100.00
UGANDA	13,545	8,727	-35.57	101,650	72,992	-28.19
CENTRAL AFRICAN REPUBLIC	0	12,415	-	0	40,068	-
DJIBOUTI	21,537	0	-100.00	98,753	0	-100.00
SAO TOME AND PRINCIPE	1,057	0	-100.00	375	0	-100.00
SWAZILAND	0	1,169	-	0	1,510	-
SOUTH AFRICA	915,312	919,877	0.50	4,810,527	8,079,310	67.95
ZIMBABWE	62,357	115,183	84.72	190,072	1,039,152	446.71
MAURITIUS	141,247	287,774	103.74	856,740	2,597,926	203.23
AUSTRALIA	1,026,952	1,430,084	39.26	3,594,124	5,038,661	40.19
NEW ZEALAND	132,906	118,428	-10.89	885,844	783,696	-11.53
GUAM	205	18	-91.22	389	84	-78.41
PALAU	3,295	1,982	-39.85	6,775	5,593	-17.45
NEW CALEDONIA	133	88	-33.83	198	949	379.29
VANUATU	303	0	-100.00	633	0	-100.00
AMERICAN SAMOA	5,774	1,939	-66.42	38,740	17,760	-54.16
FIJI	58,860	77,565	31.78	353,131	457,152	29.46
EAST TIMOR	2,850	16,796	489.33	4,456	12,953	190.69
UNITED STATES	2,180,040	3,433,002	57.47	15,656,758	21,000,279	34.13
CANADA	359,697	311,322	-13.45	2,289,562	2,079,922	-9.16
MEXICO	776,652	885,727	14.04	3,883,468	4,616,188	18.87
GUATEMALA	41,859	24,412	-41.68	358,549	210,916	-41.18
HONDURAS	31,293	21,907	-29.99	216,927	142,811	-34.17
NICARAGUA	15,918	0	-100.00	63,404	0	-100.00
PANAMA	189,399	132,289	-30.15	1,283,612	779,933	-39.24
SURINAME	9,172	3,485	-62.00	36,810	14,114	-61.66
CHILE	152,286	147,914	-2.87	524,310	598,026	14.06
VENEZUELA	85,763	22,731	-73.50	443,745	124,405	-71.96
ARGENTINA	27,120	108,275	299.24	153,818	500,530	225.40
BRAZIL	852,847	503,138	-41.00	4,701,128	3,241,137	-31.06
COLOMBIA	246,516	154,548	-37.31	1,385,505	840,244	-39.35
URUGUAY	37,108	13,288	-64.19	128,079	56,262	-56.07
PARAGUAY	0	7,711	-	0	48,443	-
ECUADOR	53,222	47,058	-11.58	350,433	295,605	-15.65
PERU	77,619	201,384	159.45	490,669	1,286,843	162.26
GUYANA	0	7,781	-	0	10,120	-
JAMAICA	18,162	0	-100.00	104,283	0	-100.00
PUERTO RICO	50	0	-100.00	498	0	-100.00
DOMINICAN REPUBLIC	86,687	33,470	-61.39	492,990	179,120	-63.67
EL SALVADOR	21,666	24,145	11.44	71,419	102,952	44.15
COSTA RICA	34	7	-79.41	103	62	-39.81
HAITI	48,902	0	-100.00	80,146	0	-100.00
BARBADOS	0	1	-	0	8	-
ANTIGUA AND BARBUDA	30	0	-100.00	15	0	-100.00
ANGUILLA	0	1,105	-	0	3,500	-
FRENCH GUIANA	1,022	0	-100.00	3,375	0	-100.00
FRENCH POLYNESIA	1,144	1,470	28.50	19,689	40,330	104.84
MARTINIQUE	0	595	-	0	630	-
NETHERLANDS ANTILLES	1,829	75	-95.90	11,930	492	-95.88

TABEL 5. PERKEMBANGAN EKSPOR INDONESIA MENURUT KOMODITI DAN NEGARA TUJUAN

JENIS BARANG	BERAT BERSIH (KG)		PERUB %	NILAI FOB (US \$)		PERUB %
	JAN-MEI 2009	JAN-MEI 2010		JAN-MEI 2009	JAN-MEI 2010	
(1)	(2)	(3)	(4)	(5)	(6)	(7)
SAINT LUCIA	10	0	-100.00	62	0	-100.00
GUADELOUPE	9	0	-100.00	15	0	-100.00
UNITED KINGDOM	911,229	907,466	-0.41	4,849,637	4,927,038	1.60
NETHERLANDS	1,398,552	1,378,521	-1.43	6,006,641	5,872,469	-2.23
FRANCE	391,235	344,843	-11.86	3,294,388	2,535,070	-23.05
GERMANY, FED. REP. OF	1,058,666	1,525,566	44.10	5,764,848	6,903,144	19.75
AUSTRIA	1,068	312	-70.79	23,187	5,400	-76.71
BELGIUM	2,267,456	1,867,228	-17.65	7,981,663	6,940,945	-13.04
SWITZERLAND	2,642	2,391	-9.50	33,074	6,827	-79.36
LUXEMBOURG	2	0	-100.00	25	0	-100.00
DENMARK	61,615	92,070	49.43	407,076	686,843	68.73
NORWAY	0	50	-	0	482	-
SWEDEN	16,795	13,301	-20.80	97,759	87,278	-10.72
FINLAND	180,226	146,477	-18.73	1,225,576	856,613	-30.11
ITALY	2,153,559	5,110,068	137.28	7,845,028	17,858,820	127.65
SPAIN	1,061,848	1,278,329	20.39	5,218,042	5,038,675	-3.44
PORTUGAL	153,963	279,160	81.32	468,654	1,105,152	135.81
GREECE	201,278	206,482	2.59	1,142,283	1,020,631	-10.65
DEMOCRATIC REPUBLIC OF THE HUNGARY	1,254	0	-100.00	720	0	-100.00
HUNGARY	159,524	112,169	-29.69	1,043,756	656,098	-37.14
POLAND	294,650	293,320	-0.45	2,037,186	1,902,573	-6.61
ROMANIA	43,484	10,821	-75.11	287,108	75,674	-73.64
BULGARIA	665,326	257,551	-61.29	2,808,407	1,179,674	-57.99
YUGOSLAVIA	1,025	0	-100.00	741	0	-100.00
BELARUS	4,344	3,163	-27.19	38,015	32,292	-15.05
KAZAKHSTAN	179	0	-100.00	4,221	0	-100.00
KYRGYZSTAN	665	0	-100.00	6,227	0	-100.00
UKRAINE	63,893	98,489	54.15	505,852	787,537	55.69
UZBEKISTAN	29,188	0	-100.00	105,675	0	-100.00
LITHUANIA	52,914	31,234	-40.97	308,000	220,967	-28.26
ESTONIA	7,606	0	-100.00	24,895	0	-100.00
CROATIA	46,770	66,628	42.46	173,712	279,011	60.62
MALTA	316	0	-100.00	1,983	0	-100.00
SLOVAKIA	4,449	0	-100.00	36,068	0	-100.00
SLOVENIA	470,319	49,673	-89.44	2,060,056	476,872	-76.85
CZECH REPUBLIC	25,676	7,919	-69.16	133,185	57,394	-56.91
RUSSIA FEDERATION	29,229	37,082	26.87	248,332	136,714	-44.95
-TEKSTIL LAINNYA	459,114,280	532,125,563	15.90	897,292,864	1,306,329,048	45.59
JAPAN	24,001,444	34,666,633	44.44	73,526,518	107,709,816	46.49
HONG KONG	5,380,858	8,920,099	65.77	17,864,048	30,307,943	69.66
KOREA, DEMOCRATIC PEOPLE'S	327,115	76,987	-76.46	674,670	256,742	-61.95
KOREA, REPUBLIC OF	43,292,867	55,457,136	28.10	94,992,617	153,039,448	61.11
TAIWAN	10,793,744	13,190,362	22.20	21,364,547	30,131,324	41.03
CHINA	28,147,498	43,457,779	54.39	51,455,351	81,169,858	57.75
MACAU	14,967	70	-99.53	218,523	1,012	-99.54
PAPUA NEW GUINEA	51,110	69,260	35.51	110,640	127,231	15.00
THAILAND	7,891,571	12,553,029	59.07	16,323,860	31,179,375	91.00
SINGAPORE	2,607,457	2,359,351	-9.52	8,905,803	11,164,057	25.36
PHILIPPINES	6,563,747	6,679,202	1.76	13,080,199	15,801,118	20.80
MALAYSIA	9,060,800	8,737,146	-3.57	20,466,179	24,632,452	20.36
MYANMAR (FORM. BURMA)	56,420	5,514	-90.23	362,990	38,944	-89.27
CAMBODIA	316,787	321,228	1.40	1,548,938	2,061,275	33.08
BRUNEI DARUSSALAM	72,881	114,698	57.38	231,814	311,500	34.37
LAO PEOPLE'S DEMOCRATIC RE	128,236	201,833	57.39	490,700	826,176	68.37
NEPAL	390	45,456	11,555.38	2,500	110,605	4,324.20
VIET NAM	15,330,293	17,043,851	11.18	20,165,953	30,982,872	53.64
MALDIVES	53,477	8,468	-84.17	153,313	67,071	-56.25
INDIA	16,981,476	16,023,113	-5.64	32,557,801	43,749,204	34.37
PAKISTAN	12,224,496	9,294,110	-23.97	19,226,002	22,914,284	19.18
BANGLADESH	8,027,282	7,520,746	-6.31	17,188,864	23,730,077	38.05
SRI LANKA	4,435,252	4,949,744	11.60	11,339,117	14,525,896	28.10
AFGHANISTAN	50,649	73	-99.86	163,797	100	-99.94
IRAN (ISLAMIC REPUBLIC OF)	2,250,220	4,370,086	94.21	3,654,997	10,800,794	195.51
SAUDI ARABIA	1,006,791	1,753,270	74.14	3,894,749	6,492,428	66.70
ISRAEL	4,158,199	7,970,816	91.69	6,688,647	17,193,166	157.05
KUWAIT	56,783	49,302	-13.17	458,397	397,449	-13.30
JORDAN	214,158	141,010	-34.16	457,199	357,618	-21.78
LEBANON	125,796	173,762	38.13	263,881	519,559	96.89
YEMEN	357,801	337,172	-5.77	1,330,150	1,318,965	-0.84
OMAN	18,090	38,945	115.28	11,596	67,499	482.09
SYRIA ARAB REPUBLIC	3,940,220	1,067,534	-72.91	6,116,621	2,403,081	-60.71
TURKEY	43,412,184	46,031,952	6.03	67,517,904	107,843,814	59.73
UNITED ARAB EMIRATES	1,584,680	1,525,927	-3.71	6,463,271	7,298,817	12.93
QATAR	24,897	5,496	-77.93	44,440	22,404	-49.59
BAHRAIN	3,761	22,572	500.16	34,466	71,133	106.39
CYPRUS	10,213	227	-97.78	54,208	1,312	-97.58
EGYPT	19,682,046	10,909,835	-44.57	30,647,251	21,292,026	-30.53

TABEL 5. PERKEMBANGAN EKSPOR INDONESIA MENURUT KOMODITI DAN NEGARA TUJUAN

JENIS BARANG	BERAT BERSIH (KG)		PERUB %	NILAI FOB (US \$)		PERUB %
	JAN-MEI 2009	JAN-MEI 2010		JAN-MEI 2009	JAN-MEI 2010	
(1)	(2)	(3)	(4)	(5)	(6)	(7)
LIBYAN ARAB JAMAHIRIYA	609	104,953	17,133.66	894	183,464	20,421.70
MOROCCO	1,099,188	595,236	-45.85	1,531,567	1,597,775	4.32
TUNISIA	413,493	431,171	4.28	792,126	1,231,046	55.41
ALGERIA	1,064,454	925,468	-13.06	2,559,323	1,914,588	-25.19
SUDAN	20,860	138,954	566.13	54,224	366,976	576.78
NAMIBIA	705	545	-22.70	734	545	-25.75
ETHIOPIA	699,585	616,993	-11.81	1,561,999	1,869,714	19.70
TANZANIA, UNITED REPUBLIC OF	12,435	1,070	-91.40	14,894	4,545	-69.48
MADAGASCAR	161,595	33,099	-79.52	290,048	96,508	-66.73
SOMALIA	0	28,407	-	0	174,428	-
KENYA	1,012,703	822,460	-18.79	1,895,593	2,841,609	49.91
REUNION	21,940	17,023	-22.41	63,076	61,739	-2.12
MOZAMBIQUE	21,273	1,058	-95.03	71,996	1,903	-97.36
BOTSWANA	8,900	0	-100.00	23,318	0	-100.00
TOGO	93,070	55,288	-40.60	513,681	268,820	-47.67
GHANA	285,312	232,169	-18.63	1,120,936	977,453	-12.80
LIBERIA	445	560	25.84	451	250	-44.57
GUINEA	18,552	43,474	134.34	43,734	77,320	76.80
ANGOLA	9,993	12,500	25.09	9,648	19,212	99.13
CONGO	0	7	-	0	8	-
CAMEROON	521	89,220	17,024.76	2,061	162,731	7,795.73
NIGERIA	145,465	62,173	-57.26	650,532	164,663	-74.69
SIERRA LEONE	14,601	2,949	-79.80	75,360	7,238	-90.40
GABON	2,830	4,919	73.82	4,109	2,966	-27.82
COTE D'IVOIRE	83,858	60,175	-28.24	233,700	301,953	29.21
SENEGAL	134,240	102,266	-23.82	353,367	313,601	-11.25
MAURITANIA	182,424	285,619	56.57	628,862	650,302	3.41
MALI	13,526	22	-99.84	72,160	29	-99.96
BENIN	31,606	32,885	4.05	178,941	246,819	37.93
BURKINA FASO	16,224	0	-100.00	48,688	0	-100.00
GAMBIA	21,445	2,090	-90.25	38,994	309	-99.21
SEYCHELLES	3,552	12,275	245.58	14,123	38,947	175.77
UGANDA	16	4,553	28,356.25	83	6,020	7,153.01
NIGER	26,900	22,790	-15.28	201,000	304,590	51.54
DJIBOUTI	45,028	841,130	1,768.02	37,845	896,305	2,268.36
SAO TOME AND PRINCIPE	3,946	3,428	-13.13	1,400	1,000	-28.57
SWAZILAND	10,339	14,723	42.40	22,382	27,824	24.31
SOUTH AFRICA	1,621,582	1,593,156	-1.75	4,313,848	4,577,977	6.12
ZIMBABWE	10,174	16,287	60.08	17,041	21,435	25.78
ZAMBIA	18,370	18,579	1.14	37,554	40,354	7.46
MALAWI	95	40	-57.89	250	10	-96.00
MAURITIUS	519,173	558,011	7.48	1,025,407	1,555,126	51.66
RWANDA	0	7,322	-	0	3,050	-
VIRGIN ISLANDS (BRITISH)	1,435	1,082	-24.60	5,726	6,589	15.07
AUSTRALIA	5,561,219	6,126,945	10.17	11,390,680	14,635,688	28.49
NEW ZEALAND	933,932	645,243	-30.91	2,326,924	2,069,653	-11.06
GUAM	3,508	8,851	152.31	14,523	23,101	59.06
NEW CALEDONIA	16,798	14,216	-15.37	66,462	83,974	26.35
SAINT VINCENT AND THE GRENADINES	0	138	-	0	380	-
VANUATU	30,756	12,892	-58.08	103,816	15,916	-84.67
WALLIS AND FUTUNA ISLANDS	3,244	7,379	127.47	6,419	13,297	107.15
AMERICAN SAMOA	0	54	-	0	5,890	-
COOK ISLANDS	4,663	6,209	33.15	29,544	28,342	-4.07
FIJI	28,184	11,764	-58.26	121,127	94,605	-21.90
KIRIBATI	234	1,559	566.24	495	3,218	550.10
SAMOA	1,598	0	-100.00	6,796	0	-100.00
SOLOMON ISLANDS	6,000	0	-100.00	5,199	0	-100.00
TONGA	0	1,906	-	0	5,497	-
TUVALU	792	0	-100.00	1,698	0	-100.00
EAST TIMOR	86,580	221,891	156.28	137,526	198,927	44.65
UNITED STATES	32,624,880	41,666,994	27.72	58,666,909	95,380,428	62.58
CANADA	2,615,799	3,670,028	40.30	4,778,921	8,799,841	84.14
MEXICO	7,621,950	6,346,585	-16.73	13,505,128	14,076,562	4.23
GUATEMALA	516,354	144,415	-72.03	1,271,163	388,977	-69.40
HONDURAS	156,824	294,156	87.57	308,983	707,732	129.05
NICARAGUA	59	865	1,366.10	121	7,669	6,238.02
PANAMA	5,401	4,013	-25.70	22,835	16,726	-26.75
SURINAME	108,169	86,238	-20.27	145,807	146,639	0.57
CHILE	1,223,681	1,516,013	23.89	2,646,748	4,086,680	54.40
VENEZUELA	1,999,475	2,748,347	37.45	4,607,240	6,971,309	51.31
ARGENTINA	5,191,418	7,086,409	36.50	9,903,717	17,351,763	75.20
BRAZIL	53,358,612	47,638,834	-10.72	93,050,101	116,814,592	25.54
COLOMBIA	4,418,146	5,826,665	31.88	7,033,296	14,010,486	99.20
BOLIVIA	0	11	-	0	1	-
URUGUAY	122,002	360,051	195.12	330,217	1,196,619	262.37
PARAGUAY	21,102	0	-100.00	53,005	0	-100.00
ECUADOR	187,005	675,114	261.01	303,500	1,444,706	376.02
PERU	587,058	510,003	-13.13	1,094,241	1,450,128	32.52

TABEL 5. PERKEMBANGAN EKSPOR INDONESIA MENURUT KOMODITI DAN NEGARA TUJUAN

JENIS BARANG	BERAT BERSIH (KG)		PERUB %	NILAI FOB (US \$)		PERUB %
	JAN-MEI 2009	JAN-MEI 2010		JAN-MEI 2009	JAN-MEI 2010	
(1)	(2)	(3)	(4)	(5)	(6)	(7)
GUYANA	0	86,221	-	0	164,569	-
TRINIDAD AND TOBAGO	84	167	98.81	102	110	7.84
BAHAMAS	1,572	7,398	370.61	9,117	24,370	167.30
JAMAICA	67,104	111,332	65.91	131,021	225,111	71.81
PUERTO RICO	1,497	636	-57.52	6,745	4,251	-36.98
BELIZE	37	1,672	4,418.92	218	1,164	433.94
DOMINICAN REPUBLIC	118,821	57,207	-51.85	281,047	117,335	-58.25
EL SALVADOR	201,077	330,203	64.22	392,158	756,266	92.85
COSTA RICA	34,572	17,539	-49.27	88,653	91,462	3.17
HAITI	81,206	20,884	-74.28	151,130	31,878	-78.91
BARBADOS	1	35	3,400.00	10	462	4,520.00
ANTIGUA AND BARBUDA	0	134	-	0	2,868	-
ANGUILLA	828	0	-100.00	3,379	0	-100.00
ARUBA	0	249	-	0	115	-
BERMUDA	523	942	80.11	1,690	5,074	200.24
CAYMAN ISLANDS	0	116	-	0	126	-
FRENCH GUIANA	25,208	1,850	-92.66	39,485	1,622	-95.89
FRENCH POLYNESIA	55,441	58,567	5.64	122,761	207,874	69.33
MARTINIQUE	13,912	7,523	-45.92	37,598	12,131	-67.73
NETHERLANDS ANTILLES	24,397	54,866	124.89	46,483	134,773	189.94
NORFOLK ISLANDS	256	0	-100.00	471	0	-100.00
SAINT LUCIA	0	19	-	0	700	-
TURKS AND CAICOS ISLANDS	0	4	-	0	29	-
GUADELOUPE	15,493	16,960	9.47	54,886	34,821	-36.56
SAINT KITTS AND NEVIS	227	34	-85.02	4,302	736	-82.89
UNITED KINGDOM	5,230,979	7,302,558	39.60	8,573,119	15,961,680	86.18
NETHERLANDS	1,494,938	3,141,795	110.16	3,847,697	6,633,293	72.40
FRANCE	1,031,437	717,366	-30.45	2,500,415	1,894,587	-24.23
GERMANY, FED. REP. OF	10,653,395	11,112,608	4.31	22,478,527	27,398,554	21.89
AUSTRIA	20,082	22,763	13.35	169,213	174,230	2.96
BELGIUM	11,220,046	14,956,997	33.31	15,709,818	28,734,183	82.91
SWITZERLAND	7,020	48,432	589.91	39,393	216,078	448.52
LUXEMBOURG	1	0	-100.00	2	0	-100.00
DENMARK	260,393	338,880	30.14	936,062	745,338	-20.38
NORWAY	135,053	132,067	-2.21	1,054,292	911,073	-13.58
SWEDEN	485,613	740,779	52.55	2,634,605	3,287,732	24.79
FINLAND	822,752	1,174,374	42.74	1,939,410	2,420,660	24.81
IRELAND	169,101	112,997	-33.18	148,579	239,709	61.33
ITALY	13,446,351	21,863,498	62.60	22,972,826	45,470,375	97.93
SPAIN	6,955,677	8,870,627	27.53	13,598,583	19,314,900	42.04
PORTUGAL	3,069,014	4,390,702	43.07	6,807,174	12,244,670	79.88
GREECE	1,560,597	1,124,197	-27.96	3,688,035	2,846,039	-22.83
DEMOCRATIC REPUBLIC OF THE	29,613	68,392	130.95	74,310	200,449	169.75
HUNGARY	655,406	845,280	28.97	908,832	1,430,987	57.45
POLAND	1,249,718	1,805,440	44.47	2,193,463	4,257,934	94.12
ROMANIA	287,652	391,708	36.17	1,091,239	792,764	-27.35
BULGARIA	101,784	129,785	27.51	109,723	274,863	150.51
YUGOSLAVIA	591	164	-72.25	3,242	680	-79.03
ALBANIA	247	205	-17.00	430	2,014	368.37
AZERBAIJAN	0	483	-	0	2,600	-
KAZAKHSTAN	2	119	5,850.00	37	324	775.68
KYRGYZSTAN	95,475	89,435	-6.33	307,287	263,020	-14.41
UKRAINE	43,755	133,507	205.12	79,327	290,135	265.75
UZBEKISTAN	1,010	30,677	2,937.33	2,875	88,570	2,980.70
LITHUANIA	95,331	296,660	211.19	179,496	579,371	222.78
LATVIA	75,052	89,291	18.97	189,741	219,289	15.57
ESTONIA	14,013	9,641	-31.20	64,701	15,470	-76.09
GEORGIA	0	874	-	0	2,455	-
CROATIA	29,541	20,458	-30.75	72,539	67,149	-7.43
BOSNIA AND HERZEGOVINA	0	18,000	-	0	21,454	-
MALTA	109	10,577	9,603.67	1,786	28,450	1,492.95
SLOVAKIA	1,244	126	-89.87	7,586	263	-96.53
SLOVENIA	240,571	19,772	-91.78	553,184	80,951	-85.37
CZECH REPUBLIC	186,894	78,381	-58.06	367,180	176,979	-51.80
REP. OF MACEDONIA	0	1	-	0	75	-
RUSSIA FEDERATION	857,006	1,737,678	102.76	2,119,543	5,256,322	147.99
-BARANG DARI KARET	166,370,519	227,841,833	36.95	563,080,345	800,076,974	42.09
JAPAN	26,121,216	28,336,170	8.48	112,593,257	112,263,447	-0.29
HONG KONG	1,557,509	1,570,209	0.82	6,811,804	8,210,497	20.53
KOREA, DEMOCRATIC PEOPLE'S	10,780	0	-100.00	54,978	0	-100.00
KOREA, REPUBLIC OF	1,841,460	2,552,169	38.59	3,345,584	6,409,750	91.59
TAIWAN	1,358,939	2,246,957	65.35	4,144,672	7,260,486	75.18
CHINA	10,751,934	10,936,466	1.72	19,010,737	34,501,228	81.48
MONGOLIA	0	7,195	-	0	24,975	-
PAPUA NEW GUINEA	555,422	959,662	72.78	2,048,037	3,618,839	76.70
THAILAND	2,157,256	3,249,902	50.65	8,169,497	12,640,568	54.73
SINGAPORE	2,055,604	3,203,384	55.84	16,869,184	26,812,742	58.95

TABEL 5. PERKEMBANGAN EKSPOR INDONESIA MENURUT KOMODITI DAN NEGARA TUJUAN

JENIS BARANG	BERAT BERSIH (KG)		PERUB	NILAI FOB (US \$)		PERUB
	JAN-MEI 2009	JAN-MEI 2010	%	JAN-MEI 2009	JAN-MEI 2010	%
	(1)	(2)	(3)	(4)	(5)	(6)
PHILIPPINES	5,608,465	9,340,399	66.54	12,948,703	25,443,551	96.49
MALAYSIA	8,259,424	9,410,125	13.93	19,849,444	27,997,506	41.05
MYANMAR (FORM. BURMA)	209,572	395,627	88.78	666,240	1,335,714	100.49
CAMBODIA	95,904	104,096	8.54	355,119	363,937	2.48
BRUNEI DARUSSALAM	157,523	172,975	9.81	459,627	542,246	17.98
LAO PEOPLE'S DEMOCRATIC RE	16,768	24,537	46.33	62,608	77,117	23.17
NEPAL	0	10,280	-	0	25,120	-
VIET NAM	1,112,906	2,532,485	127.56	3,534,262	6,070,606	71.76
MALDIVES	13,295	150,607	1,032.81	27,113	39,792	46.76
INDIA	408,462	713,183	74.60	1,355,126	2,773,866	104.69
PAKISTAN	1,134,215	1,400,110	23.44	2,259,801	3,787,034	67.58
BANGLADESH	826,623	1,234,474	49.34	1,857,985	2,722,943	46.55
SRI LANKA	659,756	1,108,171	67.97	1,769,364	3,166,599	78.97
AFGHANISTAN	40,387	107,753	166.80	114,902	312,105	171.63
IRAQ	94,621	58,732	-37.93	302,909	219,904	-27.40
IRAN (ISLAMIC REPUBLIC OF)	983,971	1,145,953	16.46	2,893,681	3,287,200	13.60
SAUDI ARABIA	7,755,007	9,740,792	25.61	24,713,930	30,673,767	24.12
ISRAEL	698,004	793,785	13.72	1,953,041	2,389,394	22.34
KUWAIT	153,754	235,487	53.16	462,090	838,692	81.50
JORDAN	351,509	658,448	87.32	967,981	1,928,190	99.20
LEBANON	990,915	851,754	-14.04	3,345,717	3,020,856	-9.71
YEMEN	1,036,333	1,971,870	90.27	3,289,095	6,635,172	101.73
OMAN	186,783	341,569	82.87	577,762	1,084,329	87.68
SYRIA ARAB REPUBLIC	651,095	938,406	44.13	1,650,237	2,184,540	32.38
TURKEY	1,683,788	3,330,857	97.82	4,952,269	10,231,860	106.61
UNITED ARAB EMIRATES	8,181,660	8,093,280	-1.08	24,456,341	25,992,739	6.28
QATAR	216,610	240,439	11.00	780,331	768,898	-1.47
BAHRAIN	24,827	100,138	303.34	89,381	311,508	248.52
CYPRUS	41,778	90,905	117.59	152,611	452,423	196.46
EGYPT	1,572,045	4,072,065	159.03	4,289,393	12,415,045	189.44
LIBYAN ARAB JAMAHIRIYA	910,606	869,524	-4.51	2,931,577	2,852,769	-2.69
MOROCCO	199,558	169,905	-14.86	533,707	480,907	-9.89
TUNISIA	99,354	37,171	-62.59	148,120	129,703	-12.43
ALGERIA	201,413	169,098	-16.04	631,956	340,378	-46.14
SUDAN	107,826	442,955	310.81	374,930	1,215,988	224.32
NAMIBIA	0	4,643	-	0	15,935	-
MADAGASCAR	4	0	-100.00	10	0	-100.00
KENYA	128,020	182,508	42.56	313,882	593,402	89.05
REUNION	13,512	36,441	169.69	57,198	146,510	156.15
BOTSWANA	0	16,583	-	0	64,624	-
TOGO	4,937	355	-92.81	15,112	574	-96.20
GHANA	168,807	261,522	54.92	408,208	732,476	79.44
CONGO	0	136	-	0	222	-
CAMEROON	6,107	0	-100.00	19,156	0	-100.00
NIGERIA	611,838	699,537	14.33	1,872,052	2,386,444	27.48
COTE D'IVOIRE	27,952	31,752	13.59	82,331	115,515	40.31
SENEGAL	37,772	56,660	50.01	127,725	185,990	45.62
BENIN	0	610	-	0	1,946	-
BURKINA FASO	0	4,356	-	0	15,697	-
SEYCHELLES	0	6,009	-	0	21,077	-
UGANDA	45,632	36,219	-20.63	67,586	53,942	-20.19
DJIBOUTI	10,883	0	-100.00	28,590	0	-100.00
SAO TOME AND PRINCIPE	507	0	-100.00	180	0	-100.00
SOUTH AFRICA	1,096,740	2,201,777	100.76	3,096,738	6,651,655	114.80
ZIMBABWE	0	12,925	-	0	59,925	-
MALAWI	0	28,240	-	0	57,750	-
MAURITIUS	148,248	300,943	103.00	444,457	933,253	109.98
AUSTRALIA	4,306,109	10,329,802	139.89	14,487,938	34,085,285	135.27
NEW ZEALAND	880,862	2,407,095	173.27	3,017,733	9,365,883	210.36
GUAM	0	9,446	-	0	30,885	-
NEW CALEDONIA	11,850	10,692	-9.77	42,964	38,255	-10.96
VANUATU	4,565	12,587	175.73	17,036	40,481	137.62
COOK ISLANDS	77	0	-100.00	887	0	-100.00
FIJI	69,096	43,473	-37.08	239,973	144,229	-39.90
SAMOA	4,765	10,199	114.04	14,744	32,711	121.86
SOLOMON ISLANDS	216	1,748	709.26	790	4,424	460.00
TONGA	0	46	-	0	600	-
EAST TIMOR	135,955	506,127	272.28	390,723	1,235,606	216.24
UNITED STATES	30,019,235	51,155,627	70.41	110,421,803	184,591,410	67.17
CANADA	1,579,425	2,094,049	32.58	5,678,296	7,324,953	29.00
MEXICO	659,071	1,147,593	74.12	1,737,019	3,166,894	82.32
GUATEMALA	25,394	136,921	439.19	73,679	412,192	459.44
HONDURAS	66,622	113,589	70.50	217,104	370,563	70.68
PANAMA	248,698	305,186	22.71	769,341	955,635	24.21
SURINAME	32,315	34,588	7.03	76,128	120,495	58.28
CHILE	69,385	193,564	178.97	166,901	538,309	222.53
VENEZUELA	129,260	39,665	-69.31	546,794	176,515	-67.72
ARGENTINA	388,124	683,804	76.18	841,302	1,968,456	133.98

TABEL 5. PERKEMBANGAN EKSPOR INDONESIA MENURUT KOMODITI DAN NEGARA TUJUAN

JENIS BARANG	BERAT BERSIH (KG)		PERUB	NILAI FOB (US \$)		PERUB
	JAN-MEI 2009	JAN-MEI 2010	%	JAN-MEI 2009	JAN-MEI 2010	%
	(1)	(2)	(3)	(4)	(5)	(6)
BRAZIL	628,578	1,401,934	123.03	1,859,737	4,446,063	139.07
COLOMBIA	847,801	1,013,198	19.51	1,815,462	2,197,312	21.03
BOLIVIA	42,864	122,530	185.86	157,300	388,938	147.26
URUGUAY	32,603	127,368	290.66	108,962	322,774	196.23
PARAGUAY	11,190	239,441	2,039.78	40,705	829,307	1,937.36
ECUADOR	73,531	85,079	15.70	254,525	293,725	15.40
PERU	302,376	378,857	25.29	690,154	1,133,904	64.30
TRINIDAD AND TOBAGO	37,698	27,434	-27.23	105,166	89,669	-14.74
JAMAICA	136,042	72,057	-47.03	439,565	223,071	-49.25
PUERTO RICO	249,049	526,136	111.26	711,874	1,793,573	151.95
DOMINICAN REPUBLIC	125,825	136,346	8.36	321,221	427,919	33.22
EL SALVADOR	87,160	101,833	16.83	203,975	299,720	46.94
COSTA RICA	126,981	205,163	61.57	379,840	598,847	57.66
HAITI	4,734	63,682	1,245.20	14,886	222,273	1,393.17
BARBADOS	19,832	44,869	126.25	65,250	150,096	130.03
DOMINICA	20,484	0	-100.00	57,338	0	-100.00
FRENCH POLYNESIA	1	3	200.00	2	11	450.00
MARTINIQUE	0	17	-	0	176	-
NETHERLANDS ANTILLES	147	8	-94.56	105	67	-36.19
GUADELOUPE	0	100	-	0	376	-
UNITED KINGDOM	6,546,480	6,970,558	6.48	19,204,600	22,971,686	19.62
NETHERLANDS	4,176,336	4,538,573	8.67	12,275,151	15,407,797	25.52
FRANCE	1,646,573	1,543,661	-6.25	5,084,987	5,420,858	6.61
GERMANY, FED. REP. OF	7,005,934	8,357,636	19.29	36,284,215	41,355,615	13.98
AUSTRIA	18,840	26,029	38.16	91,835	223,290	143.14
BELGIUM	3,480,877	3,386,446	-2.71	10,644,291	11,310,010	6.25
SWITZERLAND	129,171	61,389	-52.47	635,283	279,782	-55.96
LUXEMBOURG	1,808	374,851	20,632.91	3,965	1,609,962	40,504.34
DENMARK	359,796	533,257	48.21	949,327	1,494,592	57.44
NORWAY	28,645	374,848	1,208.60	127,528	1,252,427	882.08
SWEDEN	373,028	507,887	36.15	1,515,352	2,061,039	36.01
FINLAND	281,992	223,011	-20.92	1,588,375	788,953	-50.33
IRELAND	480,201	194,147	-59.57	1,405,474	610,076	-56.59
ITALY	4,347,869	4,630,897	6.51	13,351,191	15,992,123	19.78
SPAIN	1,149,500	1,429,645	24.37	3,858,053	4,755,419	23.26
PORTUGAL	382,135	464,056	21.44	1,469,096	1,838,099	25.12
ICELAND	10,692	52,582	391.79	39,051	177,740	355.15
GREECE	426,587	507,033	18.86	1,505,693	2,020,588	34.20
DEMOCRATIC REPUBLIC OF THE	0	4,301	-	0	6,124	-
HUNGARY	11,548	517	-95.52	34,035	575	-98.31
POLAND	200,355	419,928	109.59	763,586	1,583,168	107.33
ROMANIA	19,176	130,792	582.06	78,152	374,331	378.98
BULGARIA	22,629	8,988	-60.28	82,072	33,705	-58.93
ALBANIA	12,183	10,719	-12.02	39,276	56,025	42.64
AZERBAIJAN	9,504	4,307	-54.68	39,814	19,732	-50.44
UKRAINE	26,756	203,547	660.75	70,974	654,045	821.53
LITHUANIA	104,397	36,093	-65.43	351,501	143,004	-59.32
LATVIA	66,509	180,805	171.85	203,654	554,463	172.26
ESTONIA	0	459,715	-	0	1,424,898	-
GEORGIA	0	183,749	-	0	651,426	-
CROATIA	49,758	25,617	-48.52	170,245	141,617	-16.82
MALTA	5,551	0	-100.00	12,893	0	-100.00
SLOVAKIA	2,421	11	-99.55	35,191	274	-99.22
SLOVENIA	120,108	85,899	-28.48	435,474	310,637	-28.67
CZECH REPUBLIC	45,519	51,508	13.16	219,029	391,226	78.62
RUSSIA FEDERATION	53,885	75,690	40.47	205,432	248,199	20.82
-SHEET	32,405,979	21,611,874	-33.31	47,386,029	65,287,751	37.78
JAPAN	2,132,085	2,235,584	4.85	3,204,690	6,804,916	112.34
HONG KONG	355,008	36,612	-89.69	476,610	106,105	-77.74
KOREA, REPUBLIC OF	336,306	461,198	37.14	508,618	1,571,676	209.01
TAIWAN	2,112,602	4,576,497	116.63	2,964,214	13,951,040	370.65
CHINA	11,675,299	2,641,095	-77.38	16,200,772	7,582,952	-53.19
SINGAPORE	1,704,605	1,625,435	-4.64	2,351,667	5,021,105	113.51
PHILIPPINES	20,160	0	-100.00	32,760	0	-100.00
MALAYSIA	275,143	289,516	5.22	462,859	913,780	97.42
VIET NAM	1,676,284	0	-100.00	2,004,572	0	-100.00
MALDIVES	0	35	-	0	1,240	-
INDIA	2,619,485	1,370,233	-47.69	3,790,328	4,201,726	10.85
PAKISTAN	60,480	0	-100.00	65,621	0	-100.00
TURKEY	196,546	409,040	108.11	340,345	1,319,800	287.78
UNITED ARAB EMIRATES	36,612	73,222	99.99	52,904	198,172	274.59
ALGERIA	40,320	0	-100.00	47,174	0	-100.00
SOUTH AFRICA	57,600	96,000	66.67	86,256	296,877	244.18
AUSTRALIA	0	3	-	0	392	-
UNITED STATES	4,231,924	3,852,445	-8.97	7,022,208	10,946,709	55.89
CANADA	537,239	20,160	-96.25	916,574	65,923	-92.81
MEXICO	20,160	0	-100.00	59,875	0	-100.00

TABEL 5. PERKEMBANGAN EKSPOR INDONESIA MENURUT KOMODITI DAN NEGARA TUJUAN

JENIS BARANG	BERAT BERSIH (KG)		PERUB	NILAI FOB (US \$)		PERUB
	JAN-MEI 2009	JAN-MEI 2010	%	JAN-MEI 2009	JAN-MEI 2010	%
(1)	(2)	(3)	(4)	(5)	(6)	(7)
CHILE	40,320	40,320	0.00	47,174	157,248	233.34
ARGENTINA	95,238	18,305	-80.78	128,474	64,008	-50.18
BRAZIL	153,596	395,284	157.35	231,180	1,154,525	399.41
COLOMBIA	2,400	0	-100.00	3,480	0	-100.00
UNITED KINGDOM	0	20,160	-	0	65,520	-
NETHERLANDS	294,840	1,169,294	296.59	489,280	3,701,946	656.61
FRANCE	586,856	121,147	-79.36	849,346	352,387	-58.51
GERMANY, FED. REP. OF	453,120	541,600	19.53	811,817	1,738,862	114.19
AUSTRIA	2	0	-100.00	37	0	-100.00
BELGIUM	364,798	40,320	-88.95	565,710	112,090	-80.19
NORWAY	0	19,200	-	0	67,392	-
ITALY	181,800	262,080	44.16	263,508	814,060	208.93
SPAIN	752,574	11	-100.00	1,087,914	62	-99.99
GREECE	58,626	0	-100.00	79,126	0	-100.00
POLAND	325,259	0	-100.00	498,566	0	-100.00
BELARUS	73,224	18,306	-75.00	102,422	48,877	-52.28
UKRAINE	40,320	0	-100.00	122,170	0	-100.00
LITHUANIA	109,836	237,978	116.67	160,727	787,249	389.81
ESTONIA	36,612	40,320	10.13	102,147	119,751	17.23
SLOVENIA	38,400	57,600	50.00	60,672	177,312	192.25
RUSSIA FEDERATION	710,300	942,874	32.74	1,194,232	2,944,049	146.52
-CRUMB RUBBER	746,701,434	872,225,968	16.81	1,018,818,404	2,599,823,739	155.18
JAPAN	105,274,019	116,057,815	10.24	142,813,478	347,069,453	143.02
HONG KONG	564,479	0	-100.00	731,532	0	-100.00
KOREA, DEMOCRATIC PEOPLE'S	294,840	0	-100.00	372,825	0	-100.00
KOREA, REPUBLIC OF	39,544,378	32,460,488	-17.91	53,067,273	96,598,762	82.03
TAIWAN	5,124,907	8,453,734	64.95	6,868,580	25,026,731	264.37
CHINA	230,686,933	143,315,935	-37.87	308,130,501	432,979,702	40.52
SINGAPORE	35,839,434	50,648,404	41.32	46,980,297	146,689,926	212.24
PHILIPPINES	1,935,360	2,963,520	53.13	2,558,909	8,927,019	248.86
MALAYSIA	14,723,208	3,320,518	-77.45	19,522,246	10,102,335	-48.25
VIET NAM	9,751,688	3,088,680	-68.33	12,555,250	8,875,031	-29.31
INDIA	26,752,413	31,226,395	16.72	36,296,598	95,243,892	162.40
PAKISTAN	2,056,316	1,229,756	-40.20	2,569,989	3,652,314	42.11
SRI LANKA	423,360	206,640	-51.19	713,783	645,339	-9.59
IRAN (ISLAMIC REPUBLIC OF)	3,286,074	3,942,539	19.98	4,470,515	11,117,729	148.69
ISRAEL	161,280	1,290,240	700.00	214,362	4,089,622	1,807.81
TURKEY	8,749,436	19,301,552	120.60	12,396,708	58,351,915	370.70
UNITED ARAB EMIRATES	423,360	262,080	-38.10	517,370	723,258	39.80
EGYPT	2,540,160	3,024,000	19.05	3,475,045	9,383,440	170.02
TUNISIA	0	20,160	-	0	42,538	-
ALGERIA	22,680	0	-100.00	31,864	0	-100.00
TANZANIA, UNITED REPUBLIC OF	0	20,160	-	0	46,771	-
KENYA	544,320	685,439	25.93	742,495	2,125,376	186.25
CENTRAL AFRICAN REPUBLIC	0	100,800	-	0	304,950	-
SOUTH AFRICA	9,766,804	12,214,078	25.06	13,845,651	36,332,238	162.41
AUSTRALIA	3,407,039	2,681,279	-21.30	4,366,022	7,955,358	82.21
NEW ZEALAND	161,280	0	-100.00	224,397	0	-100.00
EAST TIMOR	189,000	0	-100.00	239,558	0	-100.00
UNITED STATES	138,831,454	210,100,672	51.34	199,137,232	616,609,563	209.64
CANADA	16,405,550	25,240,302	53.85	23,552,108	75,460,413	220.40
MEXICO	2,850,400	6,246,238	119.14	3,913,235	18,875,727	382.36
PANAMA	100,800	20,160	-80.00	138,096	55,041	-60.14
CHILE	0	1,310,400	-	0	3,876,725	-
VENEZUELA	2,341,409	826,560	-64.70	3,105,424	2,310,726	-25.59
ARGENTINA	8,185,379	9,912,839	21.10	11,278,797	29,449,149	161.10
BRAZIL	7,898,519	43,503,733	450.78	10,673,216	130,941,130	1,126.82
COLOMBIA	3,243,237	3,142,439	-3.11	4,753,976	9,372,018	97.14
ECUADOR	2,358,720	2,701,440	14.53	3,348,488	8,052,325	140.48
PERU	0	584,640	-	0	1,633,204	-
COSTA RICA	483,840	1,008,000	108.33	630,395	2,911,832	361.91
NORFOLK ISLANDS	20,160	0	-100.00	24,696	0	-100.00
UNITED KINGDOM	3,286,078	10,320,378	214.06	4,607,095	31,037,105	573.68
NETHERLANDS	9,025,988	24,007,942	165.99	12,146,608	72,626,148	497.91
FRANCE	5,580,670	19,990,587	258.21	7,577,885	60,435,977	697.53
GERMANY, FED. REP. OF	10,684,795	21,850,915	104.50	14,847,033	64,994,300	337.76
BELGIUM	4,838,398	3,492,720	-27.81	6,248,124	10,305,256	64.93
LUXEMBOURG	1,834,560	1,935,360	5.49	2,398,033	5,642,587	135.30
SWEDEN	141,120	504,000	257.14	203,558	1,587,844	680.04
FINLAND	80,640	3,144,960	3,800.00	103,348	9,750,386	9,334.52
IRELAND	45,360	362,880	700.00	62,000	1,098,740	1,672.16
ITALY	2,401,140	6,510,837	171.16	3,530,086	20,114,100	469.79
SPAIN	7,142,930	13,933,913	95.07	9,957,612	41,889,448	320.68
VATICAN CITY STATE (HOLY SEE)	0	80,640	-	0	231,033	-
HUNGARY	2,444,400	803,879	-67.11	3,177,688	2,327,097	-26.77
POLAND	3,281,040	7,197,115	119.35	4,484,224	21,517,512	379.85
ROMANIA	2,541,420	5,732,999	125.58	3,614,552	17,177,782	375.24

TABEL 5. PERKEMBANGAN EKSPOR INDONESIA MENURUT KOMODITI DAN NEGARA TUJUAN

JENIS BARANG	BERAT BERSIH (KG)		PERUB	NILAI FOB (US \$)		PERUB
	JAN-MEI 2009	JAN-MEI 2010	%	JAN-MEI 2009	JAN-MEI 2010	%
(1)	(2)	(3)	(4)	(5)	(6)	(7)
BULGARIA	952,560	1,723,680	80.95	1,232,813	5,259,129	326.60
UKRAINE	0	100,800	-	0	313,337	-
LITHUANIA	4,878,719	2,136,960	-56.20	6,697,598	6,195,582	-7.50
SLOVENIA	2,419,200	5,539,928	129.00	3,399,965	16,237,668	377.58
RUSSIA FEDERATION	180,180	1,743,840	867.83	269,271	5,251,156	1,850.14
-CREPE	13,983,244	20,993,945	50.14	20,249,102	62,854,266	210.41
JAPAN	308,160	584,635	89.72	449,503	1,754,820	290.39
KOREA, REPUBLIC OF	17,640	0	-100.00	21,263	0	-100.00
TAIWAN	141,120	20,159	-85.71	202,205	47,174	-76.67
CHINA	1,771,196	969,300	-45.27	2,481,180	2,622,763	5.71
THAILAND	0	19,199	-	0	63,197	-
SINGAPORE	136,080	120,960	-11.11	191,672	366,331	91.12
PHILIPPINES	40,320	38,466	-4.60	55,648	127,185	128.55
MALAYSIA	786,140	77,455	-90.15	1,065,927	225,843	-78.81
VIET NAM	2,167,679	221,759	-89.77	3,090,868	639,554	-79.31
INDIA	60,480	141,120	133.33	86,940	419,126	382.09
PAKISTAN	100,800	20,160	-80.00	117,428	66,358	-43.49
ISRAEL	0	60,480	-	0	195,552	-
SYRIA ARAB REPUBLIC	0	40,320	-	0	133,056	-
TURKEY	141,119	20,160	-85.71	183,518	62,879	-65.74
UNITED ARAB EMIRATES	0	443,520	-	0	1,303,351	-
SOUTH AFRICA	20,160	0	-100.00	27,000	0	-100.00
AUSTRALIA	60,480	0	-100.00	85,334	0	-100.00
UNITED STATES	4,532,511	12,790,972	182.20	6,556,216	37,992,238	479.48
CANADA	927,360	1,332,800	43.72	1,375,328	4,410,682	220.70
MEXICO	80,640	221,760	175.00	139,557	708,322	407.55
CHILE	20,159	60,480	200.01	27,653	176,803	539.36
ARGENTINA	241,920	60,480	-75.00	342,947	191,117	-44.27
BRAZIL	70,560	302,400	328.57	102,514	976,298	852.36
UNITED KINGDOM	0	181,440	-	0	577,483	-
FRANCE	161,280	181,440	12.50	245,535	536,256	118.40
GERMANY, FED. REP. OF	0	685,440	-	0	2,009,950	-
BELGIUM	0	60,480	-	0	192,528	-
SWEDEN	80,640	0	-100.00	111,888	0	-100.00
ITALY	1,915,200	1,854,720	-3.16	2,996,228	5,535,272	84.74
SPAIN	181,440	342,720	88.89	262,732	1,069,895	307.22
GREECE	20,160	141,120	600.00	30,018	450,233	1,399.88
-BUNGKIL KELAPA	50,614,739	112,508,647	122.28	7,585,302	11,008,488	45.13
JAPAN	539,800	349,880	-35.18	89,136	61,729	-30.75
KOREA, REPUBLIC OF	23,875,500	68,592,716	187.29	3,478,013	6,821,719	96.14
TAIWAN	835,050	3,338,680	299.82	160,889	142,627	-11.35
CHINA	103,460	12,513,455	11,994.97	28,189	1,007,964	3,475.74
SINGAPORE	802,209	600,013	-25.20	334,499	240,776	-28.02
MALAYSIA	6,302,201	206,318	-96.73	852,262	20,164	-97.63
VIET NAM	6,999,999	0	-100.00	739,500	0	-100.00
INDIA	0	17,635,000	-	0	1,652,975	-
SAUDI ARABIA	4,250	0	-100.00	3,500	0	-100.00
UNITED ARAB EMIRATES	1	0	-100.00	3	0	-100.00
AUSTRALIA	150,070	189,675	26.39	24,957	28,645	14.78
UNITED STATES	76,094	0	-100.00	41,851	0	-100.00
UNITED KINGDOM	57,360	80,000	39.47	13,448	16,560	23.14
NETHERLANDS	10,868,745	9,002,910	-17.17	1,819,055	1,015,329	-44.18
-DEDAK/BEKATUL	130,373,110	142,741,431	9.49	16,648,532	24,572,823	47.60
JAPAN	29,466,149	23,229,860	-21.16	3,737,051	4,067,403	8.84
KOREA, REPUBLIC OF	18,217,000	84,568,070	364.23	2,253,165	13,864,388	515.33
TAIWAN	30,680	56,000	82.53	2,821	4,692	66.32
PAPUA NEW GUINEA	0	14	-	0	35	-
SINGAPORE	19,440	281,000	1,345.47	1,979	35,675	1,702.68
PHILIPPINES	28,325,000	0	-100.00	3,563,964	0	-100.00
VIET NAM	54,314,841	34,488,973	-36.50	7,089,552	6,549,705	-7.61
EAST TIMOR	0	117,499	-	0	50,912	-
PORTUGAL	0	15	-	0	13	-
-LAINNYA	1,075,166,030	1,042,515,401	-3.04	70,615,307	76,406,123	8.20
JAPAN	8,476,268	31,420,194	270.68	2,372,758	4,390,191	85.02
HONG KONG	126	60	-52.38	350	538	53.71
KOREA, REPUBLIC OF	114,619,455	83,856,682	-26.84	9,520,632	5,536,688	-41.85
TAIWAN	288,980	544,470	88.41	137,722	232,820	69.05
CHINA	38,116,021	36,201,460	-5.02	2,190,033	3,229,872	47.48
THAILAND	28,510,477	42,465,472	48.95	2,486,088	2,295,392	-7.67
SINGAPORE	21,435,647	6,523,609	-69.57	1,111,751	989,801	-10.97
PHILIPPINES	35,911,748	20,300	-99.94	1,774,861	23,650	-98.67
MALAYSIA	2,643,855	2,209,980	-16.41	1,741,069	438,764	-74.80
BRUNEI DARUSSALAM	38,995	40,277	3.29	36,019	39,371	9.31
VIET NAM	76,618,909	51,785,137	-32.41	6,230,641	3,557,200	-42.91

TABEL 5. PERKEMBANGAN EKSPOR INDONESIA MENURUT KOMODITI DAN NEGARA TUJUAN

JENIS BARANG	BERAT BERSIH (KG)		PERUB %	NILAI FOB (US \$)		PERUB %
	JAN-MEI 2009	JAN-MEI 2010		JAN-MEI 2009	JAN-MEI 2010	
(1)	(2)	(3)	(4)	(5)	(6)	(7)
INDIA	1,472,741	4,961,842	236.91	273,887	958,099	249.82
PAKISTAN	0	18,544,785	-	0	1,150,332	-
BANGLADESH	315,000	1,335,000	323.81	97,915	678,255	592.70
SRI LANKA	640,500	1,150,748	79.66	725,533	1,008,492	39.00
SAUDI ARABIA	1,120	27,630,745	2,466,930.80	804	2,110,575	262,409.33
TURKEY	0	300,000	-	0	245,750	-
EGYPT	99,700	0	-100.00	79,760	0	-100.00
TANZANIA, UNITED REPUBLIC OF	0	53,998	-	0	57,380	-
GHANA	0	36,600	-	0	24,720	-
NIGERIA	508,600	552,050	8.54	294,197	391,156	32.96
SOUTH AFRICA	9,000,000	36,000,000	300.00	468,860	2,243,500	378.50
AUSTRALIA	58,542,865	9,133,972	-84.40	4,149,244	1,807,097	-56.45
NEW ZEALAND	153,272,618	303,086,079	97.74	7,268,012	20,994,417	188.86
GUAM	150	200	33.33	3,840	5,280	37.50
EAST TIMOR	167	9,024	5,303.59	116	7,936	6,741.38
UNITED STATES	4,460	10,005	124.33	76,643	146,136	90.67
BRAZIL	0	25	-	0	380	-
UNITED KINGDOM	18,000	0	-100.00	702	0	-100.00
NETHERLANDS	414,329,626	314,851,395	-24.01	23,878,306	20,304,866	-14.97
FRANCE	952,000	0	-100.00	185,040	0	-100.00
GERMANY, FED. REP. OF	26,248,002	950,000	-96.38	1,420,024	57,000	-95.99
IRELAND	0	12,500,000	-	0	487,500	-
ITALY	83,100,000	28,041,293	-66.26	4,090,500	1,402,065	-65.72
POLAND	0	28,299,999	-	0	1,590,900	-
-MINYAK ATSIRI LAINNYA	1,466,387	1,858,410	26.73	31,632,170	45,871,827	45.02
JAPAN	27,714	15,082	-45.58	550,665	284,506	-48.33
HONG KONG	8,383	1,549	-81.52	46,561	8,800	-81.10
KOREA, REPUBLIC OF	6,719	410	-93.90	25,958	24,460	-5.77
TAIWAN	275	30,639	11,041.45	8,015	26,324	228.43
CHINA	17,838	42,021	135.57	286,606	607,446	111.94
THAILAND	2,551	2,533	-0.71	44,022	70,992	61.26
SINGAPORE	400,375	447,625	11.80	7,037,113	9,089,539	29.17
PHILIPPINES	2,520	7,681	204.80	38,663	106,614	175.75
MALAYSIA	731	4,009	448.43	24,900	74,141	197.76
VIET NAM	44	0	-100.00	2,703	0	-100.00
MALDIVES	581	13	-97.76	15,073	72	-99.52
INDIA	221,232	253,387	14.53	3,825,342	5,466,853	42.91
PAKISTAN	19,194	472	-97.54	503,270	23,912	-95.25
SRI LANKA	21	265	1,161.90	1,932	27,970	1,347.72
LEBANON	0	65	-	0	480	-
TURKEY	19,440	17,216	-11.44	200,256	204,800	2.27
UNITED ARAB EMIRATES	58,546	9,450	-83.86	1,719,834	398,700	-76.82
BAHRAIN	0	400	-	0	22,830	-
EGYPT	200	200	0.00	7,200	8,200	13.89
SOUTH AFRICA	1,332	2,737	105.48	12,740	34,645	171.94
AUSTRALIA	887	1,136	28.07	11,727	19,266	64.29
NEW ZEALAND	150	524	249.33	2,079	1,300	-37.47
FIJI	0	92	-	0	359	-
EAST TIMOR	0	495	-	0	142	-
UNITED STATES	227,640	397,483	74.61	4,734,075	10,854,966	129.29
CANADA	2,919	6,512	123.09	39,195	112,922	188.10
MEXICO	27,224	16,935	-37.79	268,848	185,570	-30.98
ARGENTINA	0	2,010	-	0	43,940	-
BRAZIL	8,893	9,389	5.58	127,247	149,906	17.81
COLOMBIA	0	2,800	-	0	28,700	-
UNITED KINGDOM	26,589	38,946	46.47	865,467	1,190,776	37.59
NETHERLANDS	133,663	76,422	-42.82	5,041,513	2,229,539	-55.78
FRANCE	119,691	157,098	31.25	2,729,191	4,617,010	69.17
GERMANY, FED. REP. OF	59,375	65,489	10.30	1,919,198	2,407,968	25.47
BELGIUM	0	5,606	-	0	220,280	-
SWITZERLAND	3,847	75,795	1,870.24	94,972	3,062,269	3,124.39
FINLAND	50	0	-100.00	4,800	0	-100.00
IRELAND	1	0	-100.00	125	0	-100.00
ITALY	20,475	21,189	3.49	263,594	241,342	-8.44
SPAIN	47,287	115,935	145.17	1,179,286	3,981,208	237.59
ROMANIA	0	28,800	-	0	43,080	-
-WANGI-WANGIAN DARI MINYAK	26,138,963	33,008,998	26.28	99,109,034	126,896,770	28.04
JAPAN	1,108,261	1,379,409	24.47	5,265,929	6,301,757	19.67
HONG KONG	764,474	821,614	7.47	8,705,193	10,839,594	24.52
KOREA, DEMOCRATIC PEOPLE'S	1,819	3,290	80.87	1,954	4,269	118.47
KOREA, REPUBLIC OF	87,632	103,444	18.04	708,716	987,836	39.38
TAIWAN	1,868,719	1,802,353	-3.55	1,993,071	2,538,952	27.39
CHINA	247,254	620,821	151.09	1,059,869	2,401,674	126.60
MONGOLIA	0	22,759	-	0	49,523	-
MACAU	0	480	-	0	30,875	-
PAPUA NEW GUINEA	214,356	147,180	-31.34	360,078	370,434	2.88

TABEL 5. PERKEMBANGAN EKSPOR INDONESIA MENURUT KOMODITI DAN NEGARA TUJUAN

JENIS BARANG	BERAT BERSIH (KG)		PERUB	NILAI FOB (US \$)		PERUB
	JAN-MEI 2009	JAN-MEI 2010	%	JAN-MEI 2009	JAN-MEI 2010	%
	(1)	(2)	(3)	(4)	(5)	(6)
THAILAND	2,707,260	3,215,213	18.76	15,409,337	18,495,671	20.03
SINGAPORE	1,428,528	1,308,755	-8.38	7,481,624	12,411,437	65.89
PHILIPPINES	2,481,496	4,453,854	79.48	10,197,571	16,676,592	63.53
MALAYSIA	4,030,963	4,474,175	11.00	12,857,234	13,353,063	3.86
MYANMAR (FORM. BURMA)	37,577	41,536	10.54	267,021	424,035	58.80
CAMBODIA	0	24,229	-	0	87,238	-
BRUNEI DARUSSALAM	200,097	265,035	32.45	890,678	1,193,384	33.99
NEPAL	0	15,300	-	0	19,755	-
VIET NAM	481,681	660,169	37.06	4,111,057	5,043,493	22.68
MALDIVES	194,594	315,627	62.20	397,911	558,768	40.43
INDIA	701,934	825,471	17.60	1,889,664	2,180,070	15.37
PAKISTAN	432,524	634,062	46.60	1,765,958	2,558,701	44.89
BANGLADESH	49,364	53,582	8.54	159,932	190,715	19.25
SRI LANKA	36,644	104,792	185.97	108,212	417,201	285.54
AFGHANISTAN	0	36,904	-	0	68,876	-
IRAN (ISLAMIC REPUBLIC OF)	108,755	257,930	137.17	355,428	708,138	99.24
SAUDI ARABIA	449,939	135,998	-69.77	651,207	289,388	-55.56
ISRAEL	0	351	-	0	12,409	-
KUWAIT	3,094	7,473	141.53	27,785	62,567	125.18
JORDAN	32,568	30,426	-6.58	83,842	53,692	-35.96
LEBANON	6,962	9,695	39.26	18,917	39,459	108.59
YEMEN	455,304	510,773	12.18	928,623	1,047,404	12.79
OMAN	3	0	-100.00	44	0	-100.00
SYRIA ARAB REPUBLIC	0	12,471	-	0	70,705	-
TURKEY	47	980	1,985.11	15	30,419	202,693.33
UNITED ARAB EMIRATES	3,545,846	4,995,146	40.87	10,967,045	13,193,069	20.30
QATAR	4,191	1,344	-67.93	36,710	3,735	-89.83
BAHRAIN	239	37	-84.52	3,075	363	-88.20
CYPRUS	8,540	2,283	-73.27	29,151	53,226	82.59
EGYPT	13,170	20,245	53.72	91,791	178,029	93.95
LIBYAN ARAB JAMAHIRIYA	138,087	120,986	-12.38	521,435	418,164	-19.81
MOROCCO	4,262	7,045	65.30	62,584	56,421	-9.85
ALGERIA	10,078	10,078	0.00	28,650	28,650	0.00
SUDAN	16,040	116,316	625.16	50,687	487,411	861.61
ERITREA	0	3,841	-	0	13,619	-
NAMIBIA	25,200	50,400	100.00	42,193	88,271	109.21
ETHIOPIA	19	14,078	73,994.74	10	23,436	234,260.00
TANZANIA, UNITED REPUBLIC OF	238,734	309,620	29.69	471,894	756,127	60.23
MADAGASCAR	47,614	46,238	-2.89	13,632	31,366	130.09
SOMALIA	16,453	0	-100.00	28,641	0	-100.00
KENYA	606,646	472,337	-22.14	1,182,374	890,920	-24.65
REUNION	346	3,685	965.03	771	2,562	232.30
MOZAMBIQUE	0	11,880	-	0	38,775	-
EQUATORIAL GUINEA	11,478	18,449	60.73	20,329	41,397	103.64
TOGO	8,110	8,011	-1.22	46,535	20,700	-55.52
GHANA	183,065	267,907	46.35	1,982,506	829,206	-58.17
LIBERIA	1,346	0	-100.00	1,596	0	-100.00
GUINEA	8,563	2,993	-65.05	2,500	6,738	169.52
ANGOLA	176,400	75,600	-57.14	287,000	132,406	-53.87
CONGO	0	147	-	0	190	-
CAMEROON	0	208	-	0	428	-
NIGERIA	428,012	997,726	133.11	873,683	2,121,918	142.87
SIERRA LEONE	0	13,978	-	0	29,799	-
GABON	26,276	23	-99.91	67,383	68	-99.90
COTE D'IVOIRE	1,980	14,906	652.83	3,575	45,487	1,172.36
SENEGAL	240,115	237,679	-1.01	199,220	217,091	8.97
MALI	0	1,772	-	0	2,205	-
BENIN	220,248	145,997	-33.71	562,386	401,525	-28.60
BURKINA FASO	0	5,341	-	0	7,297	-
GAMBIA	5,983	1,241	-79.26	16,929	3,920	-76.84
SEYCHELLES	6,240	13,333	113.67	21,029	29,723	41.34
UGANDA	103,883	414,399	298.91	197,220	836,758	324.28
DJIBOUTI	130,532	196,668	50.67	243,872	333,829	36.89
SOUTH AFRICA	51,627	35,345	-31.54	256,927	231,713	-9.81
ZIMBABWE	0	14,303	-	0	26,100	-
COMOROS	0	1,617	-	0	3,900	-
MAURITIUS	73,998	93,477	26.32	184,616	263,437	42.69
RWANDA	20,780	0	-100.00	38,460	0	-100.00
AUSTRALIA	46,137	89,653	94.32	243,829	403,952	65.67
NEW ZEALAND	9,335	26,452	183.36	70,918	77,506	9.29
MICRONESIA, FEDERATED STAT	0	2,057	-	0	3,066	-
GUAM	745	416	-44.16	1,410	7,371	422.77
PALAU	259	0	-100.00	5,113	0	-100.00
NEW CALEDONIA	302	1,705	464.57	364	3,310	809.34
NORTHERN MARIANA ISLANDS	4,409	7,585	72.03	11,838	31,157	163.19
VANUATU	6,665	42,405	536.23	9,347	68,048	628.02
WALLIS AND FUTUNA ISLANDS	2,073	3,889	87.60	5,644	12,285	117.66
COOK ISLANDS	249	0	-100.00	285	0	-100.00

TABEL 5. PERKEMBANGAN EKSPOR INDONESIA MENURUT KOMODITI DAN NEGARA TUJUAN

JENIS BARANG	BERAT BERSIH (KG)		PERUB	NILAI FOB (US \$)		PERUB
	JAN-MEI 2009	JAN-MEI 2010	%	JAN-MEI 2009	JAN-MEI 2010	%
(1)	(2)	(3)	(4)	(5)	(6)	(7)
FIJI	60,973	53,803	-11.76	159,585	212,378	33.08
KIRIBATI	4,807	20,891	334.60	18,240	45,748	150.81
SAMOA	10,552	15,149	43.57	18,076	28,968	60.26
SOLOMON ISLANDS	15,752	20,676	31.26	63,615	69,405	9.10
TONGA	26,859	35,642	32.70	35,676	46,618	30.67
TUVALU	0	648	-	0	659	-
EAST TIMOR	652,949	748,349	14.61	977,014	1,034,240	5.86
UNITED STATES	157,304	173,747	10.45	566,118	595,193	5.14
CANADA	2,932	2,409	-17.84	2,176	2,938	35.02
MEXICO	2,082	4,446	113.54	97,867	27,204	-72.20
SURINAME	1,761	11,546	555.65	6,369	25,218	295.95
CHILE	0	520	-	0	527	-
ARGENTINA	224	53	-76.34	2,022	8,315	311.23
BRAZIL	130	72	-44.62	819	145	-82.30
COLOMBIA	18	180	900.00	49	4,371	8,820.41
TRINIDAD AND TOBAGO	2,468	71	-97.12	2,600	192	-92.62
PUERTO RICO	21	0	-100.00	128	0	-100.00
BELIZE	5,359	18,676	248.50	31,238	54,868	75.65
DOMINICAN REPUBLIC	53	0	-100.00	66	0	-100.00
HAITI	0	37,800	-	0	66,885	-
BARBADOS	1,451	4,423	204.82	2,418	6,445	166.54
BERMUDA	26	0	-100.00	77	0	-100.00
FRENCH POLYNESIA	1,802	24	-98.67	4,371	114	-97.39
MARTINIQUE	422	501	18.72	576	768	33.33
NETHERLANDS ANTILLES	0	9,493	-	0	19,106	-
GUADELOUPE	0	743	-	0	1,014	-
UNITED KINGDOM	170,056	162,175	-4.63	691,086	601,433	-12.97
NETHERLANDS	85,527	12,279	-85.64	242,436	57,541	-76.27
FRANCE	123,834	191,289	54.47	1,026,677	1,227,916	19.60
GERMANY, FED. REP. OF	792	4,337	447.60	3,409	25,106	636.46
AUSTRIA	0	502	-	0	4,400	-
BELGIUM	29,673	52,894	78.26	62,391	114,692	83.83
SWITZERLAND	891	376	-57.80	12,241	2,376	-80.59
DENMARK	10	9	-10.00	38	115	202.63
NORWAY	60	1,730	2,783.33	696	10,876	1,462.64
SWEDEN	601	577	-3.99	2,845	1,728	-39.26
ITALY	97,978	99,222	1.27	191,709	195,414	1.93
SPAIN	4,294	356	-91.71	58,461	5,390	-90.78
PORTUGAL	0	22,097	-	0	29,856	-
MONTSERRAT	5,929	0	-100.00	8,415	0	-100.00
GREECE	24,016	24,941	3.85	65,018	120,053	84.65
DEMOCRATIC REPUBLIC OF THE	21,018	10,229	-51.33	30,160	21,596	-28.40
HUNGARY	2	3,635	181,650.00	4	8,843	220,975.00
ROMANIA	274	125	-54.38	7,201	2,975	-58.69
BULGARIA	358	0	-100.00	4,204	0	-100.00
UKRAINE	26,503	8,035	-69.68	88,808	136,792	54.03
LITHUANIA	0	545	-	0	381	-
MALTA	4,956	5,500	10.98	6,768	7,227	6.78
SLOVENIA	331	0	-100.00	490	0	-100.00
CZECH REPUBLIC	136	80	-41.18	4,693	6,784	44.56
RUSSIA FEDERATION	17,655	31,211	76.78	30,157	89,189	195.75
ROTAN OLAHAN	10,373,205	13,605,656	31.16	10,371,008	13,121,694	26.52
JAPAN	26,388	10,454	-60.38	37,495	13,553	-63.85
HONG KONG	323,327	137,603	-57.44	336,390	155,925	-53.65
KOREA, REPUBLIC OF	44,628	33,064	-25.91	14,012	25,644	83.01
TAIWAN	188,886	37,023	-80.40	84,765	42,441	-49.93
CHINA	7,426,262	10,999,493	48.12	6,766,253	10,236,157	51.28
THAILAND	307,792	445,940	44.88	303,682	415,716	36.89
SINGAPORE	934,264	756,031	-19.08	1,089,748	883,476	-18.93
MALAYSIA	297,512	368,011	23.70	338,567	292,021	-13.75
VIET NAM	75	0	-100.00	104	0	-100.00
MALDIVES	25	0	-100.00	60	0	-100.00
INDIA	143,589	127,896	-10.93	140,081	138,602	-1.06
PAKISTAN	29,000	0	-100.00	8,465	0	-100.00
SRI LANKA	11,499	67,922	490.68	19,474	88,901	356.51
IRAN (ISLAMIC REPUBLIC OF)	0	554	-	0	2,499	-
SAUDI ARABIA	131,122	214,550	63.63	47,268	83,497	76.65
KUWAIT	18,771	2,207	-88.24	14,900	2,700	-81.88
JORDAN	49,231	22,474	-54.35	54,193	29,293	-45.95
LEBANON	2,097	0	-100.00	2,750	0	-100.00
SYRIA ARAB REPUBLIC	21,311	17,248	-19.07	20,241	16,535	-18.31
TURKEY	34,757	0	-100.00	54,395	0	-100.00
UNITED ARAB EMIRATES	651	28,700	4,308.60	5,186	10,555	103.53
CYPRUS	5,227	0	-100.00	23,436	0	-100.00
EGYPT	0	55,520	-	0	50,099	-
MOROCCO	6,299	0	-100.00	16,253	0	-100.00
TUNISIA	3,495	0	-100.00	9,520	0	-100.00

TABEL 5. PERKEMBANGAN EKSPOR INDONESIA MENURUT KOMODITI DAN NEGARA TUJUAN

JENIS BARANG	BERAT BERSIH (KG)		PERUB	NILAI FOB (US \$)		PERUB
	JAN-MEI 2009	JAN-MEI 2010	%	JAN-MEI 2009	JAN-MEI 2010	%
	(1)	(2)	(3)	(4)	(5)	(6)
SOUTH AFRICA	35,451	197	-99.44	36,581	897	-97.55
MAURITIUS	100	0	-100.00	6,688	0	-100.00
AUSTRALIA	30,465	1,587	-94.79	96,172	1,686	-98.25
NEW ZEALAND	13,652	6,593	-51.71	31,158	18,213	-41.55
GUAM	86	0	-100.00	933	0	-100.00
VANUATU	0	762	-	0	1,521	-
EAST TIMOR	0	2,085	-	0	6,992	-
UNITED STATES	34,596	59,830	72.94	158,179	160,480	1.45
CANADA	2,309	713	-69.12	7,945	425	-94.65
CHILE	917	1,864	103.27	6,590	1,860	-71.78
ARGENTINA	1,868	1,239	-33.67	3,396	2,200	-35.22
COLOMBIA	1,524	0	-100.00	3,647	0	-100.00
BAHAMAS	0	10,112	-	0	43,186	-
DOMINICAN REPUBLIC	0	11,110	-	0	41,150	-
FRENCH POLYNESIA	111	0	-100.00	289	0	-100.00
GRENADA	0	5,480	-	0	3,189	-
UNITED KINGDOM	7,008	5,839	-16.68	24,552	11,279	-54.06
NETHERLANDS	3,146	2,593	-17.58	24,030	9,174	-61.82
FRANCE	27,642	23,464	-15.11	39,872	29,853	-25.13
GERMANY, FED. REP. OF	116,463	74,905	-35.68	267,612	176,699	-33.97
BELGIUM	3,234	2,657	-17.84	7,989	2,415	-69.77
SWITZERLAND	291	0	-100.00	2,592	0	-100.00
DENMARK	169	0	-100.00	466	0	-100.00
NORWAY	398	3	-99.25	1,754	15	-99.14
SWEDEN	0	44	-	0	327	-
FINLAND	3,913	8,001	104.47	169	7,206	4,163.91
IRELAND	306	0	-100.00	744	0	-100.00
ITALY	7,477	15,352	105.32	42,681	8,230	-80.72
SPAIN	28,607	18,421	-35.61	64,229	33,826	-47.34
PORTUGAL	48	405	743.75	14	1,065	7,507.14
GREECE	171	9	-94.74	1,320	129	-90.23
HUNGARY	7	30	328.57	16	177	1,006.25
UKRAINE	21,384	11,444	-46.48	79,239	12,612	-84.08
MALTA	0	2,750	-	0	6,931	-
SLOVAKIA	5,824	0	-100.00	16,601	0	-100.00
SLOVENIA	0	376	-	0	1,486	-
CZECH REPUBLIC	5,328	4,181	-21.53	5,134	3,646	-28.98
RUSSIA FEDERATION	14,502	8,920	-38.49	53,178	47,211	-11.22
-MINYAK KELAPA SAWIT	6,153,061,614	5,201,529,882	-15.46	3,415,236,099	3,821,985,661	11.91
JAPAN	6,278,114	15,205,444	142.20	5,045,366	12,405,403	145.88
HONG KONG	225,045	33,644	-85.05	155,028	40,372	-73.96
KOREA, REPUBLIC OF	1,924,475	5,649,925	193.58	1,080,161	3,991,146	269.50
TAIWAN	212,849	831,155	290.49	176,737	733,482	315.01
CHINA	987,654,121	608,175,923	-38.42	540,139,929	448,901,984	-16.89
PAPUA NEW GUINEA	1,102,259	377,831	-65.72	1,060,060	422,976	-60.10
THAILAND	5,666,390	165	-100.00	1,036,661	197	-99.98
SINGAPORE	272,872,533	231,103,480	-15.31	143,057,477	165,950,511	16.00
PHILIPPINES	7,026,784	5,260,897	-25.13	8,270,441	5,314,453	-35.74
MALAYSIA	325,463,672	552,124,425	69.64	170,205,985	385,632,746	126.57
MYANMAR (FORM. BURMA)	49,528,513	33,099,081	-33.17	29,414,949	25,793,341	-12.31
CAMBODIA	364,654	203,940	-44.07	297,932	183,938	-38.26
BRUNEI DARUSSALAM	303,078	310,943	2.60	327,272	339,066	3.60
VIET NAM	86,457,303	71,041,346	-17.83	48,887,890	52,974,337	8.36
MALDIVES	385,422	468,552	21.57	355,341	513,335	44.46
INDIA	2,256,718,262	1,587,974,454	-29.63	1,247,530,155	1,162,634,794	-6.81
PAKISTAN	108,943,355	30,742,506	-71.78	68,143,412	22,525,479	-66.94
BANGLADESH	251,966,386	259,788,136	3.10	156,341,083	201,988,763	29.20
SRI LANKA	1,500,000	9,703,622	546.91	690,000	7,099,993	928.98
AFGHANISTAN	3,055,128	12,279,285	301.92	2,563,191	11,344,246	342.58
IRAN (ISLAMIC REPUBLIC OF)	58,781,380	74,204,844	26.24	39,648,973	54,941,973	38.57
SAUDI ARABIA	73,966,663	37,819,283	-48.87	47,574,919	26,631,690	-44.02
ISRAEL	77,760	140,000	80.04	53,849	107,297	99.26
JORDAN	29,581,484	4,750,021	-83.94	16,266,212	3,143,763	-80.67
YEMEN	5,627,423	3,239,892	-42.43	3,603,411	3,002,973	-16.66
OMAN	0	5,598,000	-	0	4,310,460	-
TURKEY	10,479,000	25,939,659	147.54	6,576,140	18,371,025	179.36
UNITED ARAB EMIRATES	23,313,870	24,029,999	3.07	15,399,448	18,864,433	22.50
BAHRAIN	20,120	0	-100.00	14,094	0	-100.00
EGYPT	172,095,255	183,804,376	6.80	105,195,393	142,020,531	35.01
LIBYAN ARAB JAMAHIRIYA	19,710	0	-100.00	20,745	0	-100.00
MOROCCO	0	4,500,000	-	0	3,487,500	-
TUNISIA	16,499,762	25,331,520	53.53	9,909,851	19,128,132	93.02
ALGERIA	19,177,834	27,146,056	41.55	9,837,330	20,718,160	110.61
SUDAN	40,240	2,865,173	7,020.21	31,521	2,288,264	7,159.49
NAMIBIA	0	236,581	-	0	232,184	-
ETHIOPIA	18,461	0	-100.00	15,712	0	-100.00
TANZANIA, UNITED REPUBLIC OF	9,837,023	13,092,237	33.09	4,488,662	10,113,856	125.32

TABEL 5. PERKEMBANGAN EKSPOR INDONESIA MENURUT KOMODITI DAN NEGARA TUJUAN

JENIS BARANG	BERAT BERSIH (KG)		PERUB	NILAI FOB (US \$)		PERUB
	JAN-MEI 2009	JAN-MEI 2010	%	JAN-MEI 2009	JAN-MEI 2010	%
	(1)	(2)	(3)	(4)	(5)	(6)
MADAGASCAR	0	18,540	-	0	16,825	-
SOMALIA	112,212	746,737	565.47	79,467	695,235	774.87
KENYA	418,600	3,222,900	669.92	278,578	2,907,465	943.68
MOZAMBIQUE	0	55,620	-	0	50,913	-
EQUATORIAL GUINEA	54,318	87,986	61.98	53,994	97,925	81.36
TOGO	345,495	1,556,069	350.39	346,296	1,400,003	304.28
GHANA	3,371,237	5,533,035	64.12	2,448,626	5,170,930	111.18
LIBERIA	145,530	109,329	-24.88	103,092	99,599	-3.39
GUINEA	0	16,109,580	-	0	11,746,088	-
ANGOLA	7,935,655	11,417,032	43.87	5,781,274	11,029,839	90.79
CONGO	852,242	1,256,067	47.38	567,657	1,143,731	101.48
CAMEROON	1,895,070	652,531	-65.57	1,379,133	602,603	-56.31
NIGERIA	14,184,310	0	-100.00	8,747,232	0	-100.00
SIERRA LEONE	547,238	1,191,259	117.69	408,148	1,027,935	151.85
GABON	823,820	2,091,502	153.88	703,170	2,187,120	211.04
COTE D'IVOIRE	8,224,424	37,080	-99.55	4,837,701	32,795	-99.32
SENEGAL	584,053	1,230,040	110.60	424,689	1,060,360	149.68
MAURITANIA	3,071,821	392,531	-87.22	1,955,438	365,473	-81.31
MALI	290,016	0	-100.00	211,056	0	-100.00
BENIN	6,975,377	4,932,421	-29.29	5,289,308	4,644,967	-12.18
GUINEA BISSAU	376,081	324,498	-13.72	295,497	301,622	2.07
GAMBIA	8,523,781	9,192,035	7.84	6,212,383	8,378,114	34.86
SEYCHELLES	39,420	0	-100.00	32,719	0	-100.00
DJIBOUTI	971,190	6,791,095	599.26	658,045	6,236,659	847.76
SAO TOME AND PRINCIPE	0	94,868	-	0	98,000	-
SOUTH AFRICA	65,292,512	67,547,296	3.45	34,738,481	49,393,804	42.19
COMOROS	0	238,381	-	0	254,235	-
MAURITIUS	2,018,542	2,350,322	16.44	1,174,067	1,745,113	48.64
AUSTRALIA	64,789	15,648	-75.85	57,639	19,427	-66.30
NEW ZEALAND	84,090	0	-100.00	67,261	0	-100.00
MICRONESIA, FEDERATED STAT	97,431	0	-100.00	99,443	0	-100.00
NORTHERN MARIANA ISLANDS	31,942	0	-100.00	30,461	0	-100.00
VANUATU	59,562	109,492	83.83	55,384	128,544	132.10
AMERICAN SAMOA	44,030	48,685	10.57	45,341	56,241	24.04
FIJI	133,681	118,842	-11.10	137,778	132,743	-3.65
KIRIBATI	30,876	31,295	1.36	28,501	40,855	43.35
MARSHALL ISLANDS	17,722	2,000,000	11,185.41	19,326	1,377,500	7,027.70
SAMOA	234,627	456,092	94.39	241,905	529,954	119.08
SOLOMON ISLANDS	139,422	32,583	-76.63	140,387	36,283	-74.16
TONGA	51,628	116,980	126.58	56,363	136,572	142.31
TUVALU	7,691	999,928	12,901.27	10,632	772,444	7,165.27
EAST TIMOR	1,838,556	2,790,168	51.76	2,012,232	2,994,845	48.83
UNITED STATES	13,382,037	9,231,715	-31.01	7,099,733	6,775,969	-4.56
PANAMA	5,175,268	2,499,999	-51.69	2,214,450	1,732,499	-21.76
SURINAME	43,164	0	-100.00	34,100	0	-100.00
ARGENTINA	0	2,000,000	-	0	1,255,000	-
BRAZIL	33,329,779	46,549,163	39.66	18,657,216	35,191,632	88.62
URUGUAY	373,760	126,160	-66.25	267,612	118,212	-55.83
TRINIDAD AND TOBAGO	0	337,093	-	0	308,641	-
HAITI	4,218,361	240,615	-94.30	2,402,397	230,885	-90.39
UNITED KINGDOM	6,000,000	0	-100.00	3,260,000	0	-100.00
NETHERLANDS	451,936,112	338,342,655	-25.13	238,638,320	242,921,292	1.79
GERMANY, FED. REP. OF	173,958,517	167,969,560	-3.44	86,741,489	117,128,902	35.03
DENMARK	9,749,625	749,904	-92.31	5,924,050	501,686	-91.53
SWEDEN	13,199,520	2,399,928	-81.82	7,473,624	1,430,357	-80.86
ITALY	267,317,096	267,731,729	0.16	128,179,521	190,428,509	48.56
SPAIN	58,977,838	157,068,897	166.32	34,749,393	114,611,100	229.82
PORTUGAL	15,783,848	8,671,508	-45.06	7,433,110	6,402,972	-13.86
GREECE	37,947,131	19,014,573	-49.89	20,622,258	15,013,016	-27.20
DEMOCRATIC REPUBLIC OF THE	8,164,626	7,254,515	-11.15	4,624,180	5,790,860	25.23
HUNGARY	0	9,960	-	0	12,880	-
POLAND	90,000	21,200	-76.44	75,920	16,324	-78.50
ROMANIA	575,800	224,750	-60.97	414,726	214,954	-48.17
KAZAKHSTAN	21,870	37,746	72.59	18,218	35,058	92.44
UKRAINE	129,505,380	90,873,431	-29.83	78,409,601	67,848,342	-13.47
GEORGIA	0	710,917	-	0	550,961	-
CROATIA	43,354	42,390	-2.22	41,852	37,782	-9.72
RUSSIA FEDERATION	6,195,209	78,450,612	1,166.31	4,810,295	60,362,264	1,154.86
-MINYAK BIJI KELAPA SAWIT	670,300,358	538,543,038	-19.66	391,850,522	464,487,124	18.54
JAPAN	109,240	0	-100.00	110,444	0	-100.00
CHINA	158,597,823	88,468,156	-44.22	87,001,980	77,195,433	-11.27
SINGAPORE	4,186,119	2,799,502	-33.12	3,065,501	2,181,181	-28.85
PHILIPPINES	1,960,000	0	-100.00	1,097,600	0	-100.00
MALAYSIA	107,787,526	146,455,309	35.87	63,652,816	128,841,099	102.41
MYANMAR (FORM. BURMA)	1,020,063	600,000	-41.18	725,112	430,800	-40.59
INDIA	84,560,153	72,372,401	-14.41	51,685,883	60,628,402	17.30
PAKISTAN	3,895,152	1,880,000	-51.73	2,690,488	1,579,810	-41.28

TABEL 5. PERKEMBANGAN EKSPOR INDONESIA MENURUT KOMODITI DAN NEGARA TUJUAN

JENIS BARANG	BERAT BERSIH (KG)		PERUB	NILAI FOB (US \$)		PERUB
	JAN-MEI 2009	JAN-MEI 2010	%	JAN-MEI 2009	JAN-MEI 2010	%
(1)	(2)	(3)	(4)	(5)	(6)	(7)
BANGLADESH	3,500,350	4,500,000	28.56	1,830,411	3,713,250	102.86
SRI LANKA	1,000,000	0	-100.00	857,500	0	-100.00
SAUDI ARABIA	800,370	0	-100.00	558,667	0	-100.00
JORDAN	150,570	0	-100.00	118,311	0	-100.00
TURKEY	4,455,000	14,098,323	216.46	2,970,675	12,071,468	306.35
EGYPT	5,799,929	3,022,330	-47.89	3,429,211	2,558,338	-25.40
TUNISIA	700,000	0	-100.00	323,750	0	-100.00
ALGERIA	988,592	0	-100.00	596,236	0	-100.00
MOZAMBIQUE	55,566	0	-100.00	31,537	0	-100.00
CONGO	128,196	0	-100.00	89,756	0	-100.00
NIGERIA	500,000	0	-100.00	398,500	0	-100.00
MAURITANIA	150,000	0	-100.00	76,125	0	-100.00
BENIN	63,560	0	-100.00	34,322	0	-100.00
SOUTH AFRICA	3,997,000	10,868,593	171.92	2,471,510	9,409,018	280.70
MALAWI	332,250	0	-100.00	174,432	0	-100.00
UNITED STATES	39,199,998	3,240,000	-91.73	19,995,000	2,640,600	-86.79
ARGENTINA	0	45,972	-	0	42,205	-
BRAZIL	44,669,997	42,532,676	-4.78	35,456,567	38,712,450	9.18
NETHERLANDS	125,378,685	103,425,361	-17.51	65,349,862	84,736,410	29.67
GERMANY, FED. REP. OF	6,153,039	11,304,424	83.72	3,154,084	9,342,216	196.19
DENMARK	0	749,990	-	0	641,241	-
NORWAY	0	500,000	-	0	462,000	-
SWEDEN	0	1,599,911	-	0	1,406,125	-
ITALY	13,574,784	9,251,562	-31.85	8,301,556	8,186,786	-1.38
SPAIN	8,599,884	5,746,918	-33.17	5,058,717	5,565,790	10.02
PORTUGAL	499,964	969,000	93.81	252,081	744,864	195.49
GREECE	5,044,856	2,112,897	-58.12	4,153,674	1,755,409	-57.74
UKRAINE	31,039,690	1,500,000	-95.17	18,071,350	1,062,500	-94.12
RUSSIA FEDERATION	11,402,002	10,499,713	-7.91	8,066,864	10,579,729	31.15
-MINYAK NABATI LAIN	275,114,960	268,584,207	-2.37	167,817,241	222,106,788	32.35
JAPAN	122,820	120,446	-1.93	110,804	197,617	78.35
HONG KONG	20	8,657	43,185.00	37	31,941	86,227.03
KOREA, REPUBLIC OF	14,536,075	18,779,716	29.19	7,708,734	16,397,462	112.71
TAIWAN	743,046	1,169,992	57.46	471,463	1,026,270	117.68
CHINA	64,174,436	83,223,246	29.68	37,996,351	67,391,680	77.36
THAILAND	195,000	392,739	101.40	125,995	374,311	197.08
SINGAPORE	6,465,501	2,510,156	-61.18	4,040,236	1,901,590	-52.93
PHILIPPINES	98,033	646,500	559.47	73,798	545,956	639.80
MALAYSIA	51,351,072	62,857,680	22.41	32,969,990	50,542,508	53.30
NEPAL	43,740	0	-100.00	39,706	0	-100.00
VIET NAM	5,686,730	139,940	-97.54	747,990	109,273	-85.39
MALDIVES	8,480	1,110	-86.91	11,705	518	-95.57
INDIA	23,755,981	1,412,510	-94.05	9,072,410	822,341	-90.94
PAKISTAN	539,900	54,390	-89.93	330,337	25,089	-92.41
BANGLADESH	978,860	149,960	-84.68	841,631	128,613	-84.72
SRI LANKA	0	999,662	-	0	887,699	-
IRAN (ISLAMIC REPUBLIC OF)	152,000	209,000	37.50	105,800	177,042	67.34
SAUDI ARABIA	0	600	-	0	769	-
ISRAEL	0	250,991	-	0	230,767	-
KUWAIT	0	35,000	-	0	33,068	-
JORDAN	279,270	71,340	-74.45	227,073	81,442	-64.13
LEBANON	18,620	18,620	0.00	15,455	21,087	36.44
SYRIA ARAB REPUBLIC	601,389	746,818	24.18	516,704	765,437	48.14
TURKEY	0	2,780,000	-	0	2,367,555	-
UNITED ARAB EMIRATES	140,025	214,050	52.87	102,700	218,690	112.94
EGYPT	322,955	1,570,718	386.36	284,138	1,442,638	407.72
MOROCCO	420,000	21,000	-95.00	360,930	21,609	-94.01
TUNISIA	980,000	840,956	-14.19	660,000	623,999	-5.45
ALGERIA	2,175,268	1,606,732	-26.14	1,693,381	1,609,179	-4.97
MADAGASCAR	129,000	291,910	126.29	56,438	192,494	241.07
EQUATORIAL GUINEA	131	350	167.18	1,000	3,125	212.50
NIGERIA	0	181,300	-	0	67,980	-
GABON	18,620	0	-100.00	20,907	0	-100.00
COTE D'IVOIRE	0	672	-	0	7,812	-
MAURITANIA	420,000	618,780	47.33	193,200	421,679	118.26
BENIN	148,800	0	-100.00	93,744	0	-100.00
SOUTH AFRICA	1,415,000	345,502	-75.58	771,181	284,611	-63.09
AUSTRALIA	15,269	1,569	-89.72	13,542	6,626	-51.07
NEW ZEALAND	866,960	387,446	-55.31	853,234	389,527	-54.35
NEW CALEDONIA	0	263	-	0	480	-
NORTHERN MARIANA ISLANDS	0	2,241	-	0	6,725	-
VANUATU	0	47	-	0	201	-
TONGA	7,661	0	-100.00	5,974	0	-100.00
EAST TIMOR	737	2,603	253.19	1,395	1,232	-11.68
UNITED STATES	21,632,645	17,134,047	-20.80	14,829,373	12,990,259	-12.40
CANADA	0	1,692	-	0	8,369	-
MEXICO	52,000	0	-100.00	31,639	0	-100.00

TABEL 5. PERKEMBANGAN EKSPOR INDONESIA MENURUT KOMODITI DAN NEGARA TUJUAN

JENIS BARANG	BERAT BERSIH (KG)		PERUB %	NILAI FOB (US \$)		PERUB %
	JAN-MEI 2009	JAN-MEI 2010		JAN-MEI 2009	JAN-MEI 2010	
	(1)	(2)	(3)	(4)	(5)	(6)
VENEZUELA	0	152,000	-	0	137,902	-
ARGENTINA	0	18,126	-	0	15,519	-
UNITED KINGDOM	4,094	3,143	-23.23	20,775	18,460	-11.14
NETHERLANDS	55,511,535	19,636,583	-64.63	34,189,898	15,367,016	-55.05
FRANCE	560	910	62.50	19,712	14,467	-26.61
GERMANY, FED. REP. OF	12	460	3,733.33	1,050	360	-65.71
AUSTRIA	0	5	-	0	20	-
DENMARK	249,984	0	-100.00	150,615	0	-100.00
SWEDEN	799,924	71	-99.99	511,951	297	-99.94
FINLAND	0	16	-	0	194	-
ITALY	0	7,471,047	-	0	5,576,648	-
SPAIN	588,829	518	-99.91	296,226	2,128	-99.28
GREECE	39,082	401,495	927.31	42,258	345,112	716.68
HUNGARY	0	4,861	-	0	4,866	-
ROMANIA	676,531	296,630	-56.15	506,938	264,850	-47.75
BULGARIA	279,774	258,912	-7.46	213,006	243,947	14.53
KAZAKHSTAN	218,133	484,508	122.12	182,920	475,937	160.19
UKRAINE	5,317,633	24,168,230	354.49	4,804,317	22,327,832	364.75
UZBEKISTAN	422,791	398,188	-5.82	381,294	426,799	11.93
LATVIA	69,227	33,511	-51.59	54,909	34,291	-37.55
GEORGIA	85,931	153,087	78.15	75,145	153,558	104.35
CROATIA	0	46,000	-	0	42,111	-
MALTA	12	23	91.67	163	296	81.60
SLOVENIA	96,663	164,500	70.18	61,172	147,759	141.55
CZECH REPUBLIC	6,403	0	-100.00	6,492	0	-100.00
RUSSIA FEDERATION	12,251,798	15,090,432	23.17	10,919,405	14,149,149	29.58
-STEARIN	60,660,506	83,600,170	37.82	37,994,700	76,394,752	101.07
JAPAN	862,055	1,655,366	92.03	633,468	1,602,371	152.95
HONG KONG	52,500	68,500	30.48	31,850	69,405	117.91
KOREA, REPUBLIC OF	4,042,637	12,198,363	201.74	2,577,484	11,244,835	336.27
TAIWAN	6,919,095	9,035,621	30.59	4,531,665	8,291,950	82.98
CHINA	22,756,497	21,533,501	-5.37	13,712,690	19,277,003	40.58
THAILAND	2,755,986	3,633,407	31.84	1,862,664	3,400,158	82.54
SINGAPORE	458,506	271,164	-40.86	328,412	253,664	-22.76
PHILIPPINES	506,699	1,273,366	151.31	319,233	1,165,177	264.99
MALAYSIA	1,111,932	240,000	-78.42	568,373	216,970	-61.83
MYANMAR (FORM. BURMA)	32,000	377,000	1,078.13	17,693	353,421	1,897.52
VIET NAM	1,155,995	1,888,297	63.35	733,710	1,815,451	147.43
INDIA	506,785	1,573,169	210.42	311,600	1,433,758	360.13
PAKISTAN	102,000	0	-100.00	58,980	0	-100.00
BANGLADESH	3,041,000	2,462,000	-19.04	1,775,193	2,172,218	22.37
SRI LANKA	85,450	219,640	157.04	51,378	206,208	301.35
IRAN (ISLAMIC REPUBLIC OF)	349,000	1,414,000	305.16	247,148	1,311,155	430.51
SAUDI ARABIA	0	312,000	-	0	279,996	-
ISRAEL	71,999	0	-100.00	50,400	0	-100.00
JORDAN	5,794	80,000	1,280.74	5,068	80,783	1,493.98
YEMEN	0	17,000	-	0	17,645	-
SYRIA ARAB REPUBLIC	264,963	0	-100.00	155,692	0	-100.00
TURKEY	6,136,969	10,038,866	63.58	4,361,521	9,345,326	114.27
UNITED ARAB EMIRATES	68,000	0	-100.00	42,160	0	-100.00
EGYPT	198,500	418,800	110.98	102,739	409,368	298.45
KENYA	85,585	163,348	90.86	53,985	150,735	179.22
MOZAMBIQUE	0	17,500	-	0	19,075	-
TOGO	0	330,000	-	0	305,640	-
GHANA	34,000	34,000	0.00	19,312	30,770	59.33
NIGERIA	221,000	249,000	12.67	146,135	252,630	72.87
COTE D'IVOIRE	68,000	0	-100.00	38,624	0	-100.00
SENEGAL	0	32,000	-	0	32,000	-
SOUTH AFRICA	238,999	293,434	22.78	149,569	280,296	87.40
AUSTRALIA	25,467	84,485	231.74	20,892	78,678	276.59
NEW ZEALAND	0	17,000	-	0	13,175	-
UNITED STATES	486,391	398,105	-18.15	360,833	375,783	4.14
CANADA	42,000	33,000	-21.43	24,676	32,815	32.98
CHILE	40,849	0	-100.00	25,748	0	-100.00
VENEZUELA	50,500	16,500	-67.33	33,940	16,170	-52.36
ARGENTINA	0	14,000	-	0	12,194	-
BRAZIL	0	35,034	-	0	37,736	-
COLOMBIA	70,000	67,999	-2.86	46,550	70,735	51.95
ECUADOR	17,000	54,000	217.65	10,880	52,290	380.61
PERU	34,000	0	-100.00	19,465	0	-100.00
UNITED KINGDOM	192,000	157,499	-17.97	138,984	133,939	-3.63
NETHERLANDS	6,479,835	10,936,633	68.78	3,727,996	9,714,173	160.57
FRANCE	96,000	24,000	-75.00	65,086	21,769	-66.55
GERMANY, FED. REP. OF	91,000	463,000	408.79	58,788	427,946	627.95
BELGIUM	51,000	0	-100.00	28,050	0	-100.00
ITALY	49,000	41,000	-16.33	33,302	38,515	15.65
SPAIN	407,999	495,999	21.57	251,790	472,599	87.70

TABEL 5. PERKEMBANGAN EKSPOR INDONESIA MENURUT KOMODITI DAN NEGARA TUJUAN

JENIS BARANG	BERAT BERSIH (KG)		PERUB	NILAI FOB (US \$)		PERUB
	JAN-MEI 2009	JAN-MEI 2010	%	JAN-MEI 2009	JAN-MEI 2010	%
	(1)	(2)	(3)	(4)	(5)	(6)
PORTUGAL	99,999	67,999	-32.00	63,304	57,217	-9.62
GREECE	0	83,419	-	0	68,671	-
DEMOCRATIC REPUBLIC OF THE	0	119,000	-	0	111,860	-
POLAND	0	117,999	-	0	117,652	-
BULGARIA	43,520	80,953	86.01	35,904	83,418	132.34
UKRAINE	34,000	86,997	155.87	21,335	83,200	289.97
ESTONIA	0	35,000	-	0	33,902	-
SLOVENIA	0	43,498	-	0	41,050	-
RUSSIA FEDERATION	218,000	297,709	36.56	140,431	281,257	100.28
-ASAM BERLEMAK LAIN	300,081,086	263,105,751	-12.32	157,127,282	218,045,245	38.77
JAPAN	3,736,094	3,795,633	1.59	3,076,994	4,004,717	30.15
HONG KONG	2,880	54,390	1,788.54	3,271	24,476	648.27
KOREA, REPUBLIC OF	26,611,728	3,653,942	-86.27	10,491,537	4,019,068	-61.69
TAIWAN	1,291,836	1,628,200	26.04	908,541	1,689,248	85.93
CHINA	21,477,469	28,252,954	31.55	15,597,114	24,985,406	60.19
THAILAND	2,584,750	2,183,892	-15.51	3,217,230	2,678,109	-16.76
SINGAPORE	10,722,738	21,141,310	97.16	8,247,334	22,158,121	168.67
PHILIPPINES	1,663,642	3,274,467	96.83	1,425,278	2,755,245	93.31
MALAYSIA	9,081,805	5,376,895	-40.79	6,352,691	3,967,011	-37.55
MYANMAR (FORM. BURMA)	2,874,914	181,300	-93.69	885,524	85,211	-90.38
VIET NAM	41,565	56,630	36.24	29,367	14,588	-50.33
INDIA	54,197,345	58,470,591	7.88	23,910,339	36,819,313	53.99
PAKISTAN	10,262,946	4,071,790	-60.33	3,284,568	1,139,132	-65.32
BANGLADESH	1,812,999	1,192,232	-34.24	750,824	541,563	-27.87
SRI LANKA	6,186,610	3,284,030	-46.92	4,290,606	3,040,496	-29.14
IRAN (ISLAMIC REPUBLIC OF)	936,039	291,309	-68.88	889,539	423,259	-52.42
SAUDI ARABIA	180	0	-100.00	200	0	-100.00
JORDAN	40,085	100,800	151.47	38,593	105,926	174.47
LEBANON	0	15,200	-	0	20,552	-
SYRIA ARAB REPUBLIC	0	28,799	-	0	33,941	-
TURKEY	3,703,645	3,347,466	-9.62	2,239,019	2,310,560	3.20
UNITED ARAB EMIRATES	700,330	88,800	-87.32	703,200	121,476	-82.73
EGYPT	3,722,803	5,284,401	41.95	1,216,974	3,586,855	194.74
TUNISIA	705,000	1,249,946	77.30	244,988	834,214	240.51
TANZANIA, UNITED REPUBLIC OF	1,950,000	0	-100.00	797,000	0	-100.00
MADAGASCAR	110,000	144,550	31.41	39,600	72,895	84.08
MOZAMBIQUE	220,000	796,000	261.82	78,540	415,005	428.40
TOGO	283,600	42,000	-85.19	98,478	31,500	-68.01
ANGOLA	0	2,523,000	-	0	1,589,390	-
COTE D'IVOIRE	0	2,876	-	0	4,020	-
SENEGAL	110,000	2,010,000	1,727.27	39,050	1,264,950	3,139.31
MAURITANIA	1,000,000	3,019,943	201.99	320,000	1,840,475	475.15
MALI	0	220,000	-	0	145,475	-
DJIBOUTI	355,200	251,199	-29.28	175,824	187,600	6.70
SOUTH AFRICA	5,553,666	5,043,337	-9.19	2,909,253	3,340,450	14.82
MALAWI	1,748,620	1,331,519	-23.85	645,438	877,327	35.93
AUSTRALIA	480,698	458,851	-4.54	504,984	602,130	19.24
NEW ZEALAND	7,600	10,723	41.09	6,992	9,044	29.35
UNITED STATES	8,886,236	13,316,170	49.85	9,213,717	18,045,480	95.85
CANADA	28,800	0	-100.00	26,179	0	-100.00
MEXICO	211,410	769,850	264.15	188,392	930,306	393.81
GUATEMALA	1,520	0	-100.00	1,550	0	-100.00
ARGENTINA	716,986	349,137	-51.30	593,768	346,126	-41.71
BRAZIL	2,361,020	619,100	-73.78	2,213,688	648,190	-70.72
COLOMBIA	113,830	114,740	0.80	105,308	161,725	53.57
URUGUAY	14,400	0	-100.00	13,997	0	-100.00
ECUADOR	15,200	0	-100.00	13,072	0	-100.00
DOMINICAN REPUBLIC	0	1,891	-	0	2,574	-
UNITED KINGDOM	60,000	300,000	400.00	58,550	353,609	503.94
NETHERLANDS	27,728,237	33,996,006	22.60	19,819,584	38,257,976	93.03
FRANCE	40,410	0	-100.00	79,325	0	-100.00
GERMANY, FED. REP. OF	1,161,076	1,908,738	64.39	1,551,510	1,756,432	13.21
BELGIUM	35,548	131,857	270.93	55,107	136,785	148.22
SWEDEN	9,999,790	0	-100.00	2,989,937	0	-100.00
ITALY	26,918,741	689,720	-97.44	9,957,315	647,417	-93.50
SPAIN	46,050,896	47,936,509	4.09	16,238,703	30,910,442	90.35
GREECE	0	5,058	-	0	6,317	-
BULGARIA	0	24,000	-	0	28,823	-
UKRAINE	1,540,199	24,000	-98.44	567,032	25,798	-95.45
LITHUANIA	0	16,000	-	0	21,962	-
RUSSIA FEDERATION	20,000	24,000	20.00	21,658	26,535	22.52
-ALAT LISTRIK	167,948,281	211,513,731	25.94	1,613,786,324	2,362,575,018	46.40
JAPAN	15,104,521	19,616,808	29.87	226,805,064	357,392,515	57.58
HONG KONG	3,054,738	4,560,964	49.31	49,883,527	91,098,727	82.62
KOREA, REPUBLIC OF	1,534,419	2,852,474	85.90	27,660,391	70,385,912	154.46
TAIWAN	777,171	1,827,174	135.11	13,272,005	28,626,371	115.69

TABEL 5. PERKEMBANGAN EKSPOR INDONESIA MENURUT KOMODITI DAN NEGARA TUJUAN

JENIS BARANG	BERAT BERSIH (KG)		PERUB %	NILAI FOB (US \$)		PERUB %
	JAN-MEI 2009	JAN-MEI 2010		JAN-MEI 2009	JAN-MEI 2010	
(1)	(2)	(3)	(4)	(5)	(6)	(7)
CHINA	1,951,882	3,933,968	101.55	33,249,232	63,470,966	90.89
PAPUA NEW GUINEA	2,705,306	1,637,178	-39.48	4,982,691	3,282,762	-34.12
THAILAND	7,095,300	9,632,074	35.75	44,856,207	81,542,686	81.79
SINGAPORE	12,766,674	22,392,930	75.40	408,900,801	635,811,439	55.49
PHILIPPINES	8,240,167	9,954,904	20.81	53,055,817	57,534,069	8.44
MALAYSIA	11,456,211	13,897,601	21.31	71,213,309	92,902,679	30.46
MYANMAR (FORM. BURMA)	313,352	662,405	111.39	718,743	2,773,572	285.89
CAMBODIA	22,771	32,627	43.28	92,431	100,081	8.28
BRUNEI DARUSSALAM	358,067	914,342	155.36	4,598,503	5,261,674	14.42
LAO PEOPLE'S DEMOCRATIC RE	153	800	422.88	2,190	19,205	776.94
NEPAL	14	1,493	10,564.29	745	20,182	2,608.99
BHUTAN	0	1,135,847	-	0	3,126,038	-
VIET NAM	5,513,138	6,078,607	10.26	29,182,195	28,313,070	-2.98
MALDIVES	48,509	30,937	-36.22	186,578	95,831	-48.64
INDIA	8,431,213	15,642,445	85.53	25,274,093	46,065,683	82.26
PAKISTAN	632,567	858,787	35.76	2,096,543	2,488,992	18.72
BANGLADESH	111,759	80,305	-28.14	484,222	364,534	-24.72
SRI LANKA	767,323	679,657	-11.42	2,146,568	3,078,300	43.41
AFGHANISTAN	169,268	0	-100.00	401,282	0	-100.00
IRAQ	37,343	5,802	-84.46	78,515	39,960	-49.11
IRAN (ISLAMIC REPUBLIC OF)	923,188	507,559	-45.02	9,627,962	3,861,085	-59.90
SAUDI ARABIA	3,359,642	2,397,722	-28.63	9,610,931	6,292,931	-34.52
ISRAEL	88,100	9,253	-89.50	424,218	144,626	-65.91
KUWAIT	414,001	484,559	17.04	1,177,304	1,544,797	31.21
JORDAN	156,460	198,964	27.17	454,681	601,751	32.35
LEBANON	729,592	694,751	-4.78	1,869,831	2,024,741	8.28
YEMEN	486,397	658,434	35.37	1,171,704	2,318,389	97.86
OMAN	428,678	816,476	90.46	1,314,391	3,314,938	152.20
SYRIA ARAB REPUBLIC	41,871	309,591	639.39	116,637	703,140	502.84
TURKEY	1,181,523	424,669	-64.06	2,134,959	1,196,566	-43.95
UNITED ARAB EMIRATES	7,966,814	4,608,949	-42.15	28,483,875	29,963,408	5.19
QATAR	763,934	665,647	-12.87	2,491,438	2,177,071	-12.62
BAHRAIN	169,869	184,905	8.85	351,360	707,089	101.24
CYPRUS	67,644	49,842	-26.32	143,085	156,854	9.62
EGYPT	1,577,129	931,404	-40.94	6,126,734	2,105,627	-65.63
LIBYAN ARAB JAMAHIRIYA	267,472	236,663	-11.52	562,884	1,075,052	90.99
MOROCCO	332,775	300,418	-9.72	1,158,970	1,268,498	9.45
TUNISIA	184,108	185,496	0.75	945,054	775,830	-17.91
ALGERIA	860,225	2,412,821	180.49	4,898,344	10,770,912	119.89
SUDAN	4,946,702	5,523,208	11.65	10,153,091	14,215,564	40.01
ERITREA	50,183	193,877	286.34	89,757	361,374	302.61
ETHIOPIA	402,496	450,054	11.82	1,126,914	1,549,553	37.50
TANZANIA, UNITED REPUBLIC OF	414,131	325,020	-21.52	978,792	896,713	-8.39
MADAGASCAR	964	21,972	2,179.25	5,511	243,275	4,314.35
SOMALIA	0	15,303	-	0	51,672	-
KENYA	542,691	556,839	2.61	1,773,221	1,352,397	-23.73
REUNION	0	78	-	0	72	-
MOZAMBIQUE	128,476	321,074	149.91	284,602	710,982	149.82
BOTSWANA	84	0	-100.00	357	0	-100.00
EQUATORIAL GUINEA	95,164	86,618	-8.98	179,566	164,170	-8.57
TOGO	104,603	124,893	19.40	777,926	378,826	-51.30
GHANA	321,475	532,481	65.64	691,883	1,303,730	88.43
LIBERIA	38,546	30,220	-21.60	89,390	63,846	-28.58
GUINEA	90,963	43,330	-52.37	333,290	29,855	-91.04
ANGOLA	112,473	77,471	-31.12	291,895	361,410	23.82
CONGO	21,790	22,052	1.20	48,171	64,725	34.37
CAMEROON	119,357	48,473	-59.39	229,969	151,038	-34.32
NIGERIA	987,067	653,558	-33.79	2,681,000	2,252,520	-15.98
SIERRA LEONE	16,953	429	-97.47	37,928	2,500	-93.41
GABON	8,627	9,395	8.90	32,124	69,799	117.28
COTE D'IVOIRE	101,201	132,210	30.64	910,175	695,602	-23.57
SENEGAL	114,010	72,927	-36.03	162,780	107,022	-34.25
MAURITANIA	0	195,446	-	0	462,914	-
MALI	0	138,485	-	0	271,402	-
BENIN	258,859	173,595	-32.94	522,663	434,671	-16.84
BURKINA FASO	3,756	0	-100.00	7,660	0	-100.00
GUINEA BISSAU	0	157	-	0	782	-
GAMBIA	1,442	0	-100.00	5,028	0	-100.00
UGANDA	75,632	42,225	-44.17	212,604	174,958	-17.71
NIGER	4,359	0	-100.00	9,363	0	-100.00
DJIBOUTI	478,380	347,466	-27.37	1,155,871	1,169,895	1.21
SAO TOME AND PRINCIPE	704	0	-100.00	250	0	-100.00
SOUTH AFRICA	956,234	1,150,338	20.30	3,193,508	6,080,603	90.41
ZIMBABWE	0	2,435	-	0	23,620	-
ZAMBIA	25	161	544.00	123	2,111	1,616.26
MALAWI	0	2,671	-	0	11,097	-
BURUNDI	46,775	36,314	-22.36	106,277	130,373	22.67
MAURITIUS	42,695	364,601	753.97	119,894	1,063,090	786.69

TABEL 5. PERKEMBANGAN EKSPOR INDONESIA MENURUT KOMODITI DAN NEGARA TUJUAN

JENIS BARANG	BERAT BERSIH (KG)		PERUB	NILAI FOB (US \$)		PERUB
	JAN-MEI 2009	JAN-MEI 2010	%	JAN-MEI 2009	JAN-MEI 2010	%
	(1)	(2)	(3)	(4)	(5)	(6)
AUSTRALIA	4,532,818	3,479,812	-23.23	33,480,679	31,201,873	-6.81
NEW ZEALAND	1,374,397	1,004,860	-26.89	11,750,216	7,534,334	-35.88
NEW CALEDONIA	632	13,034	1,962.34	1,308	63,668	4,767.58
VANUATU	33,983	78,270	130.32	83,399	150,662	80.65
WALLIS AND FUTUNA ISLANDS	0	4,105	-	0	16,659	-
AMERICAN SAMOA	0	710	-	0	4,220	-
COOK ISLANDS	0	5,102	-	0	16,025	-
FIJI	166,620	110,453	-33.71	419,967	274,657	-34.60
KIRIBATI	146	0	-100.00	5,690	0	-100.00
SAMOA	85,747	285,497	232.95	374,557	1,984,363	429.79
SOLOMON ISLANDS	103,267	183,226	77.43	250,358	426,156	70.22
TONGA	10,678	28,476	166.68	24,052	62,680	160.60
EAST TIMOR	835,529	879,103	5.22	1,226,945	1,432,949	16.79
UNITED STATES	14,808,840	18,321,594	23.72	184,160,709	256,260,220	39.15
CANADA	584,378	499,788	-14.48	4,904,839	2,481,685	-49.40
MEXICO	2,219,960	3,259,069	46.81	17,875,595	16,289,564	-8.87
GUATEMALA	307,454	400,326	30.21	362,233	550,461	51.96
NICARAGUA	58,951	14,959	-74.62	204,497	75,513	-63.07
PANAMA	50,854	67,212	32.17	227,985	346,231	51.87
CUBA	0	36,790	-	0	238,158	-
SURINAME	39,384	83,072	110.93	108,713	287,507	164.46
CHILE	691,681	1,042,759	50.76	1,874,983	2,935,961	56.59
VENEZUELA	440,943	370,613	-15.95	4,707,881	2,122,418	-54.92
ARGENTINA	562,726	458,612	-18.50	2,613,466	5,661,149	116.61
BRAZIL	1,797,913	4,001,208	122.55	8,359,010	22,539,835	169.65
COLOMBIA	430,147	705,840	64.09	927,830	1,997,854	115.33
BOLIVIA	239,632	522	-99.78	489,528	35,856	-92.68
URUGUAY	0	95,579	-	0	414,437	-
PARAGUAY	65,390	19,976	-69.45	135,733	64,261	-52.66
ECUADOR	231,102	425,763	84.23	517,434	929,345	79.61
PERU	87,344	121,695	39.33	372,576	572,931	53.78
TRINIDAD AND TOBAGO	84,219	32,197	-61.77	164,197	100,203	-38.97
JAMAICA	52,295	18,284	-65.04	135,954	67,606	-50.27
BELIZE	111	0	-100.00	1,064	0	-100.00
DOMINICAN REPUBLIC	67,355	56,876	-15.56	179,199	143,588	-19.87
COSTA RICA	21,504	55,400	157.63	73,366	303,668	313.91
HAITI	18,277	39,085	113.85	46,035	130,722	183.96
ARUBA	2,155	0	-100.00	9,900	0	-100.00
FRENCH POLYNESIA	5,805	17,489	201.27	31,505	64,709	105.39
GRENADA	15,754	17,100	8.54	31,371	43,465	38.55
NETHERLANDS ANTILLES	28,296	0	-100.00	76,086	0	-100.00
SAINT LUCIA	41,034	21,415	-47.81	84,318	61,961	-26.52
SAN MARINO	9,666	0	-100.00	123,600	0	-100.00
UNITED KINGDOM	10,311,251	12,051,208	16.87	25,723,885	68,080,738	164.66
NETHERLANDS	2,200,325	2,562,629	16.47	20,132,952	18,018,961	-10.50
FRANCE	1,950,092	2,453,781	25.83	73,003,389	87,805,891	20.28
GERMANY, FED. REP. OF	1,574,890	1,284,895	-18.41	23,291,249	27,931,642	19.92
AUSTRIA	22,935	11,986	-47.74	762,935	752,785	-1.33
BELGIUM	800,744	1,241,364	55.03	3,036,649	5,643,045	85.83
SWITZERLAND	205,438	60,231	-70.68	1,351,526	787,634	-41.72
DENMARK	110,175	29,605	-73.13	8,129,512	1,061,596	-86.94
NORWAY	20,536	16,087	-21.66	111,690	74,543	-33.26
SWEDEN	207,100	371,735	79.50	7,130,199	7,511,583	5.35
FINLAND	3,563	3,672	3.06	115,643	84,887	-26.60
IRELAND	19,691	1,117	-94.33	82,941	153,241	84.76
ITALY	1,497,586	1,179,669	-21.23	9,095,158	6,698,451	-26.35
SPAIN	3,265,632	4,551,315	39.37	12,481,418	19,568,531	56.78
PORTUGAL	248,959	261,321	4.97	484,987	896,862	84.92
GREECE	1,778,411	1,500,346	-15.64	4,246,456	4,441,956	4.60
DEMOCRATIC REPUBLIC OF THE	13,878	86,431	522.79	20,854	210,216	908.04
HUNGARY	19,193	146,748	664.59	495,571	3,086,057	522.73
POLAND	618,298	638,686	3.30	24,820,512	22,051,643	-11.16
ROMANIA	43,378	465	-98.93	507,433	122,279	-75.90
BULGARIA	1	78,174	7,817,300.00	173	659,511	381,120.23
ALBANIA	11,940	0	-100.00	45,842	0	-100.00
AZERBAIJAN	114	1	-99.12	18,170	25	-99.86
BELARUS	0	39	-	0	3,910	-
KAZAKHSTAN	195	84	-56.92	4,374	763	-82.56
UKRAINE	60,106	233,980	289.28	209,511	831,426	296.84
LITHUANIA	1	49,363	4,936,200.00	40	141,120	352,700.00
LATVIA	161	0	-100.00	4,141	0	-100.00
ESTONIA	0	23,300	-	0	1,027,064	-
MALTA	0	6,495	-	0	24,117	-
SLOVAKIA	276,627	346,727	25.34	7,259,601	8,094,935	11.51
CZECH REPUBLIC	610,112	1,639,385	168.70	13,967,710	34,358,946	145.99
RUSSIA FEDERATION	391,857	223,393	-42.99	2,417,428	4,912,392	103.21
-DIODE TRANSISTOR	449,314	360,360	-19.80	37,573,814	86,014,585	128.92

TABEL 5. PERKEMBANGAN EKSPOR INDONESIA MENURUT KOMODITI DAN NEGARA TUJUAN

JENIS BARANG	BERAT BERSIH (KG)		PERUB	NILAI FOB (US \$)		PERUB
	JAN-MEI 2009	JAN-MEI 2010	%	JAN-MEI 2009	JAN-MEI 2010	%
	(1)	(2)	(3)	(4)	(5)	(6)
JAPAN	53,653	60,306	12.40	17,428,140	25,824,692	48.18
HONG KONG	24,072	38,461	59.77	7,191,843	26,737,719	271.78
KOREA, REPUBLIC OF	3,982	1,894	-52.44	716,227	857,746	19.76
TAIWAN	2,079	4,487	115.82	580,223	1,094,998	88.72
CHINA	3,562	21,962	516.56	1,627,756	17,971,716	1,004.08
THAILAND	1,757	4,948	181.62	9,316	42,268	353.71
SINGAPORE	209,055	192,178	-8.07	5,419,841	8,712,958	60.76
PHILIPPINES	3,493	3,521	0.80	550,197	1,227,014	123.01
MALAYSIA	51,497	12,979	-74.80	720,506	749,998	4.09
VIET NAM	251	348	38.65	2,553	15,646	512.85
INDIA	5	205	4,000.00	220	6,585	2,893.18
PAKISTAN	1,562	0	-100.00	5,267	0	-100.00
BANGLADESH	4	5,124	128,000.00	40	166,150	415,275.00
SRI LANKA	141	0	-100.00	588	0	-100.00
IRAN (ISLAMIC REPUBLIC OF)	87,572	0	-100.00	1,029,847	0	-100.00
ISRAEL	1	0	-100.00	1,279	0	-100.00
YEMEN	0	40	-	0	127	-
UNITED ARAB EMIRATES	16	14	-12.50	542	908	67.53
TOGO	0	294	-	0	9,329	-
AUSTRALIA	17	1	-94.12	1,052	1	-99.90
SAMOA	0	2,272	-	0	23,600	-
SOLOMON ISLANDS	1	0	-100.00	13	0	-100.00
UNITED STATES	1,560	3,536	126.67	535,491	560,411	4.65
CANADA	4	0	-100.00	15,900	0	-100.00
MEXICO	2,819	0	-100.00	613,848	0	-100.00
CHILE	6	0	-100.00	96	0	-100.00
BRAZIL	10	32	220.00	437	569	30.21
PERU	5	0	-100.00	53	0	-100.00
UNITED KINGDOM	292	1,814	521.23	46,113	225,651	389.34
NETHERLANDS	6	2	-66.67	200	9	-95.50
FRANCE	9	1	-88.89	640	48	-92.50
GERMANY, FED. REP. OF	1,860	4,750	155.38	1,058,276	1,743,457	64.75
BELGIUM	1	4	300.00	2	35	1,650.00
NORWAY	1	0	-100.00	724	0	-100.00
FINLAND	17	0	-100.00	16,530	0	-100.00
IRELAND	0	1	-	0	190	-
PORTUGAL	0	1,070	-	0	23,562	-
GREECE	2	0	-100.00	27	0	-100.00
HUNGARY	0	79	-	0	9,314	-
ROMANIA	0	3	-	0	822	-
KAZAKHSTAN	2	0	-100.00	27	0	-100.00
SLOVAKIA	0	33	-	0	9,060	-
RUSSIA FEDERATION	0	1	-	0	2	-
-AUDIO VISUAL	51,573,003	60,002,055	16.34	1,240,390,156	1,555,787,725	25.43
JAPAN	2,589,172	2,812,904	8.64	84,090,345	79,001,128	-6.05
HONG KONG	1,020,750	1,337,441	31.03	63,845,785	91,443,621	43.23
KOREA, DEMOCRATIC PEOPLE'S	862	0	-100.00	114,938	0	-100.00
KOREA, REPUBLIC OF	1,148,622	1,528,960	33.11	59,689,717	75,308,901	26.17
TAIWAN	141,050	270,575	91.83	2,131,937	4,042,667	89.62
CHINA	733,038	1,150,906	57.00	47,291,614	66,761,108	41.17
MACAU	4,900	0	-100.00	137,073	0	-100.00
PAPUA NEW GUINEA	15,154	15,851	4.60	92,696	48,960	-47.18
THAILAND	2,451,501	3,950,689	61.15	21,479,526	35,333,106	64.50
SINGAPORE	4,269,266	5,334,622	24.95	132,357,817	115,815,258	-12.50
PHILIPPINES	2,584,301	3,498,136	35.36	17,906,920	145,101,718	710.31
MALAYSIA	2,257,282	2,342,334	3.77	31,664,835	40,544,895	28.04
MYANMAR (FORM. BURMA)	91,523	41,605	-54.54	382,431	48,451	-87.33
CAMBODIA	20,225	0	-100.00	136,224	0	-100.00
BRUNEI DARUSSALAM	24,825	18,709	-24.64	51,754	76,874	48.54
NEPAL	16,443	10,037	-38.96	78,479	81,010	3.23
VIET NAM	389,934	789,305	102.42	4,831,374	13,710,403	183.78
MALDIVES	0	805	-	0	5,419	-
INDIA	904,182	1,031,269	14.06	10,601,174	24,307,015	129.29
PAKISTAN	116,044	39,783	-65.72	650,272	247,109	-62.00
BANGLADESH	4,024	25,450	532.46	43,014	349,850	713.34
SRI LANKA	67,622	168,715	149.50	509,657	1,486,828	191.73
IRAQ	16,331	43,765	167.99	495,132	1,294,271	161.40
IRAN (ISLAMIC REPUBLIC OF)	823,301	343,979	-58.22	10,645,820	4,634,712	-56.46
SAUDI ARABIA	966,836	922,920	-4.54	7,801,035	9,282,375	18.99
ISRAEL	219,233	288,856	31.76	5,553,322	5,845,373	5.26
KUWAIT	100,737	77,132	-23.43	2,069,853	1,479,679	-28.51
JORDAN	143,412	37,817	-73.63	1,044,214	890,215	-14.75
LEBANON	27,389	69,261	152.88	396,587	1,589,062	300.68
YEMEN	103,967	40,009	-61.52	256,815	112,407	-56.23
OMAN	51,242	34,050	-33.55	453,911	665,503	46.62
SYRIA ARAB REPUBLIC	129,277	45,512	-64.79	843,204	984,489	16.76
TURKEY	279,565	380,755	36.20	6,487,776	8,244,653	27.08

TABEL 5. PERKEMBANGAN EKSPOR INDONESIA MENURUT KOMODITI DAN NEGARA TUJUAN

JENIS BARANG	BERAT BERSIH (KG)		PERUB	NILAI FOB (US \$)		PERUB
	JAN-MEI 2009	JAN-MEI 2010	%	JAN-MEI 2009	JAN-MEI 2010	%
	(1)	(2)	(3)	(4)	(5)	(6)
UNITED ARAB EMIRATES	2,227,370	2,721,502	22.18	30,301,741	39,023,447	28.78
QATAR	71,734	86,919	21.17	1,484,844	1,798,647	21.13
BAHRAIN	6,067	7,204	18.74	123,532	173,708	40.62
CYPRUS	67	272	305.97	12,122	42,158	247.78
EGYPT	92,122	353,414	283.64	1,633,388	6,138,990	275.84
LIBYAN ARAB JAMAHIRIYA	23,888	12,539	-47.51	498,663	114,251	-77.09
MOROCCO	331,317	100,976	-69.52	3,416,318	976,628	-71.41
TUNISIA	7,517	5,417	-27.94	112,687	66,406	-41.07
ALGERIA	5,775	44,274	666.65	138,500	1,011,683	630.46
SUDAN	17,664	0	-100.00	104,268	0	-100.00
ETHIOPIA	48,915	14,562	-70.23	176,516	41,120	-76.70
TANZANIA, UNITED REPUBLIC OF	31,565	37,755	19.61	264,962	479,977	81.15
SOMALIA	0	189	-	0	2,822	-
KENYA	57,222	95,169	66.32	697,336	1,007,985	44.55
MOZAMBIQUE	9,500	0	-100.00	44,000	0	-100.00
EQUATORIAL GUINEA	38	0	-100.00	2,509	0	-100.00
TOGO	519	2,024	289.98	1,008	2,932	190.87
GHANA	157,155	175,041	11.38	617,822	961,010	55.55
LIBERIA	5	1,257	25,040.00	267	737	176.03
GUINEA	272	0	-100.00	367	0	-100.00
ANGOLA	116,206	4,203	-96.38	779,836	49,644	-93.63
CONGO	0	184	-	0	300	-
CAMEROON	3,888	308	-92.08	555,194	612	-99.89
NIGERIA	1,116,807	592,086	-46.98	6,723,683	2,613,348	-61.13
GABON	592	0	-100.00	300	0	-100.00
COTE D'IVOIRE	0	2,742	-	0	35,206	-
SENEGAL	0	10,342	-	0	136,553	-
MAURITANIA	23,310	11,655	-50.00	58,830	30,631	-47.93
BENIN	1,532	0	-100.00	8,000	0	-100.00
GUINEA BISSAU	0	861	-	0	4,279	-
GAMBIA	558	108	-80.65	545	16	-97.06
SEYCHELLES	0	2,879	-	0	31,727	-
UGANDA	0	8	-	0	526	-
CENTRAL AFRICAN REPUBLIC	0	30	-	0	10,461	-
SAO TOME AND PRINCIPE	914	0	-100.00	811	0	-100.00
SWAZILAND	0	1,161	-	0	1,500	-
SOUTH AFRICA	231,094	258,254	11.75	3,602,664	6,094,794	69.17
COMOROS	0	1,387	-	0	4,172	-
BURUNDI	0	2	-	0	80	-
MAURITIUS	24,123	32,304	33.91	162,151	550,304	239.38
VIRGIN ISLANDS (BRITISH)	4	0	-100.00	26,908	0	-100.00
AUSTRALIA	2,961,392	2,724,257	-8.01	60,645,240	77,249,203	27.38
NEW ZEALAND	248,983	207,925	-16.49	5,500,285	6,928,510	25.97
NEW CALEDONIA	3,292	6,831	107.50	12,975	27,045	108.44
VANUATU	1,913	0	-100.00	9,600	0	-100.00
FIJI	1,063	1,060	-0.28	20,159	7,494	-62.83
TONGA	0	19,821	-	0	9,180	-
EAST TIMOR	371,385	399,664	7.61	1,242,991	916,806	-26.24
UNITED STATES	6,895,433	6,320,697	-8.34	227,617,773	205,008,200	-9.93
CANADA	368,505	503,895	36.74	14,062,549	14,351,071	2.05
MEXICO	696,530	786,006	12.85	20,520,401	21,612,270	5.32
GUATEMALA	2,562	16,281	535.48	17,219	403,457	2,243.09
HONDURAS	4,373	3,364	-23.07	72,739	66,055	-9.19
PANAMA	227,121	347,679	53.08	3,680,382	10,456,366	184.11
CHILE	82,743	123,735	49.54	626,275	3,153,898	403.60
VENEZUELA	7,573	12,875	70.01	214,395	441,251	105.81
ARGENTINA	162,945	488,620	199.87	1,680,283	5,769,107	243.34
BRAZIL	644,532	1,063,238	64.96	10,675,845	17,833,876	67.05
COLOMBIA	42,649	96,033	125.17	809,264	3,876,660	379.04
URUGUAY	1,665	9,730	484.38	35,780	288,433	706.13
PARAGUAY	0	19,842	-	0	507,244	-
ECUADOR	15,588	2,023	-87.02	236,254	14,235	-93.97
PERU	11,798	70,635	498.70	756,512	3,064,668	305.11
JAMAICA	299	0	-100.00	3,228	0	-100.00
PUERTO RICO	8,009	0	-100.00	330,769	0	-100.00
EL SALVADOR	0	87	-	0	13,400	-
COSTA RICA	51	10,951	21,372.55	9,152	205,538	2,145.83
CAPE VERDE	0	2,468	-	0	35,206	-
FRENCH POLYNESIA	2,305	0	-100.00	13,276	0	-100.00
UNITED KINGDOM	1,250,047	930,425	-25.57	30,242,008	25,331,962	-16.24
NETHERLANDS	1,188,385	1,795,299	51.07	60,113,164	39,554,536	-34.20
FRANCE	1,212,242	1,538,256	26.89	27,610,463	38,791,864	40.50
GERMANY, FED. REP. OF	1,832,431	2,846,310	55.33	49,713,005	82,668,335	66.29
AUSTRIA	231,745	227,868	-1.67	4,010,074	5,706,233	42.30
BELGIUM	1,809,880	2,339,361	29.26	21,346,185	53,582,959	151.02
SWITZERLAND	27,234	132,918	388.06	697,663	2,759,500	295.53
MONACO	0	1,081	-	0	156,756	-
DENMARK	50,770	17,767	-65.00	1,110,911	252,188	-77.30

TABEL 5. PERKEMBANGAN EKSPOR INDONESIA MENURUT KOMODITI DAN NEGARA TUJUAN

JENIS BARANG	BERAT BERSIH (KG)		PERUB	NILAI FOB (US \$)		PERUB
	JAN-MEI 2009	JAN-MEI 2010	%	JAN-MEI 2009	JAN-MEI 2010	%
	(1)	(2)	(3)	(4)	(5)	(6)
NORWAY	3,271	9,577	192.79	4,553	17,249	278.85
SWEDEN	540,203	558,920	3.46	9,125,158	10,884,332	19.28
FINLAND	42,251	180,398	326.97	233,109	1,319,741	466.15
IRELAND	58	54	-6.90	1,282	748	-41.65
ITALY	811,559	711,342	-12.35	22,122,748	24,333,051	9.99
SPAIN	594,610	616,981	3.76	14,820,506	18,678,309	26.03
PORTUGAL	237,732	144,639	-39.16	4,010,284	2,787,246	-30.50
GREECE	103,159	109,159	5.82	1,671,444	2,343,215	40.19
DEMOCRATIC REPUBLIC OF THE	37,180	28,331	-23.80	102,240	85,240	-16.63
HUNGARY	348,299	389,509	11.83	7,341,585	12,387,351	68.73
POLAND	659,216	687,109	4.23	31,995,753	30,991,947	-3.14
ROMANIA	90,623	91,237	0.68	1,210,261	915,807	-24.33
BULGARIA	40,724	657	-98.39	282,996	63,627	-77.52
YUGOSLAVIA	14,059	0	-100.00	155,870	0	-100.00
AZERBAIJAN	0	4,229	-	0	153,326	-
KAZAKHSTAN	36,200	44,802	23.76	794,397	1,058,225	33.21
UKRAINE	1,733	6,968	302.08	39,942	443,009	1,009.13
UZBEKISTAN	0	9	-	0	28	-
LATVIA	22,687	51,233	125.83	341,348	599,777	75.71
ESTONIA	0	15,990	-	0	622,829	-
GEORGIA	0	546	-	0	51,080	-
CROATIA	50	1,950	3,800.00	1,091	72,241	6,521.54
SLOVAKIA	366,829	1,161,737	216.70	11,629,254	12,380,528	6.46
SLOVENIA	0	16,062	-	0	74,682	-
CZECH REPUBLIC	772,049	462,601	-40.08	19,306,714	8,753,596	-54.66
RUSSIA FEDERATION	165,318	411,833	149.12	5,877,779	15,583,321	165.12
-FOTOGRAFI DAN OPTIK	1,291,974	1,176,474	-8.94	73,590,679	72,206,730	-1.88
JAPAN	57,202	62,412	9.11	7,392,373	9,057,993	22.53
HONG KONG	108,767	40,614	-62.66	1,247,035	3,193,389	156.08
KOREA, REPUBLIC OF	5,927	7,125	20.21	127,237	178,483	40.28
TAIWAN	243	3,006	1,137.04	12,029	166,898	1,287.46
CHINA	12,884	4,936	-61.69	880,837	474,028	-46.18
PAPUA NEW GUINEA	2	6	200.00	48	82	70.83
THAILAND	18,100	24,483	35.27	383,668	890,307	132.05
SINGAPORE	392,981	259,365	-34.00	42,896,104	41,355,139	-3.59
PHILIPPINES	2,842	14,485	409.68	37,005	88,185	138.31
MALAYSIA	75,307	20,240	-73.12	2,924,821	1,143,085	-60.92
BRUNEI DARUSSALAM	10,094	0	-100.00	20,635	0	-100.00
VIET NAM	5,168	2,047	-60.39	66,051	66,602	0.83
MALDIVES	0	140	-	0	1,058	-
INDIA	42,614	379,482	790.51	867,843	2,320,200	167.35
PAKISTAN	920	1,273	38.37	16,999	67,453	296.81
BANGLADESH	1,606	3,815	137.55	1,860	29,259	1,473.06
SRI LANKA	21	0	-100.00	4,254	0	-100.00
IRAQ	0	116	-	0	14,990	-
IRAN (ISLAMIC REPUBLIC OF)	1	0	-100.00	30	0	-100.00
SAUDI ARABIA	920	3	-99.67	125,040	40	-99.97
ISRAEL	475	365	-23.16	21,113	22,054	4.46
KUWAIT	35	17	-51.43	3,965	342	-91.37
LEBANON	159	61	-61.64	23,565	14,759	-37.37
YEMEN	0	5	-	0	300	-
SYRIA ARAB REPUBLIC	1,144	0	-100.00	4,970	0	-100.00
TURKEY	3,320	3,733	12.44	90,020	67,592	-24.91
UNITED ARAB EMIRATES	4,337	2,191	-49.48	107,429	77,716	-27.66
MOROCCO	567	349	-38.45	14,192	10,557	-25.61
TUNISIA	13	0	-100.00	3,770	0	-100.00
ALGERIA	24	0	-100.00	437	0	-100.00
KENYA	0	40	-	0	1,282	-
REUNION	6,891	0	-100.00	9,370	0	-100.00
GHANA	274	12	-95.62	9,330	208	-97.77
NIGERIA	87	167	91.95	1,313	1,309	-0.30
SWAZILAND	20	0	-100.00	4,984	0	-100.00
SOUTH AFRICA	3,996	2,995	-25.05	121,260	101,845	-16.01
MAURITIUS	656	460	-29.88	12,212	31,721	159.75
AUSTRALIA	7,104	20,405	187.23	60,260	369,507	513.19
NEW ZEALAND	364	422	15.93	600	3,924	554.00
NEW CALEDONIA	400	0	-100.00	585	0	-100.00
SOLOMON ISLANDS	0	542	-	0	1,260	-
EAST TIMOR	218	42,457	19,375.69	1,821	21,244	1,066.61
UNITED STATES	360,324	58,649	-83.72	9,722,401	1,591,465	-83.63
CANADA	919	0	-100.00	76,410	0	-100.00
MEXICO	3,642	7,116	95.39	2,293	314,051	13,596.08
CHILE	1,067	24,301	2,177.51	82,189	283,599	245.06
ARGENTINA	1,110	702	-36.76	23,406	7,808	-66.64
BRAZIL	3,817	3,775	-1.10	41,504	192,497	363.80
COLOMBIA	3,312	6,060	82.97	188,665	480,358	154.61
ECUADOR	1,193	3,578	199.92	93,811	355,570	279.03

TABEL 5. PERKEMBANGAN EKSPOR INDONESIA MENURUT KOMODITI DAN NEGARA TUJUAN

JENIS BARANG	BERAT BERSIH (KG)		PERUB %	NILAI FOB (US \$)		PERUB %
	JAN-MEI 2009	JAN-MEI 2010		JAN-MEI 2009	JAN-MEI 2010	
	(1)	(2)	(3)	(4)	(5)	(6)
PERU	0	28,378	-	0	405,919	-
PUERTO RICO	7,340	0	-100.00	8,000	0	-100.00
DOMINICAN REPUBLIC	160	423	164.38	17,543	29,392	67.54
COSTA RICA	116	1,208	941.38	5,891	32,364	449.38
ANTIGUA AND BARBUDA	840	0	-100.00	1,069	0	-100.00
UNITED KINGDOM	57,720	40,440	-29.94	850,946	854,587	0.43
NETHERLANDS	5,441	3,005	-44.77	332,321	162,589	-51.07
FRANCE	792	1,734	118.94	183,574	133,161	-27.46
GERMANY, FED. REP. OF	45,982	51,756	12.56	2,584,247	3,926,620	51.94
AUSTRIA	2,653	0	-100.00	17,021	0	-100.00
BELGIUM	105	1,615	1,438.10	5,373	1,040	-80.64
SWITZERLAND	4,510	501	-88.89	5,531	3,229	-41.62
DENMARK	1,750	0	-100.00	299,025	0	-100.00
NORWAY	6,249	7,958	27.35	1,314,406	1,631,871	24.15
SWEDEN	258	163	-36.82	7,286	78,250	973.98
FINLAND	36	0	-100.00	10,718	0	-100.00
ITALY	14,487	29,751	105.36	123,383	386,557	213.30
SPAIN	1,220	519	-57.46	47,809	40,400	-15.50
PORTUGAL	29	311	972.41	65	209	221.54
GREECE	0	264	-	0	1,121	-
HUNGARY	39	61	56.41	183	9,066	4,854.10
POLAND	0	4,928	-	0	1,377,458	-
BULGARIA	0	272	-	0	15,959	-
SLOVAKIA	322	99	-69.25	6,621	5,877	-11.24
SLOVENIA	310	235	-24.19	4,228	3,765	-10.95
CZECH REPUBLIC	346	201	-41.91	11,856	13,155	10.96
RUSSIA FEDERATION	202	702	247.52	27,839	95,982	244.78
-ALAT UKUR	370,968	181,736	-51.01	12,259,621	7,114,342	-41.97
JAPAN	604	2,525	318.05	52,898	15,773	-70.18
HONG KONG	3,201	709	-77.85	38,087	23,454	-38.42
KOREA, REPUBLIC OF	0	160	-	0	320	-
TAIWAN	215	458	113.02	8,300	943	-88.64
CHINA	1,829	2,653	45.05	2,023	797,727	39,332.87
PAPUA NEW GUINEA	0	322	-	0	19,068	-
THAILAND	1,070	9,248	764.30	990,982	865,221	-12.69
SINGAPORE	207,804	58,484	-71.86	6,416,889	1,416,872	-77.92
PHILIPPINES	0	341	-	0	36,862	-
MALAYSIA	93,351	3,950	-95.77	233,294	680,914	191.87
BRUNEI DARUSSALAM	9,698	0	-100.00	102,279	0	-100.00
VIET NAM	3,712	10,706	188.42	265,194	521,446	96.63
INDIA	1,578	240	-84.79	266,098	85,634	-67.82
SRI LANKA	0	5	-	0	134	-
IRAN (ISLAMIC REPUBLIC OF)	0	1	-	0	270	-
SAUDI ARABIA	0	15,207	-	0	424,885	-
KUWAIT	567	780	37.57	41,559	12,441	-70.06
UNITED ARAB EMIRATES	5,948	16,537	178.03	496,961	657,833	32.37
QATAR	175	0	-100.00	866	0	-100.00
EGYPT	684	2,004	192.98	12,190	319,290	2,519.28
LIBYAN ARAB JAMAHIRIYA	100	0	-100.00	2,130	0	-100.00
TUNISIA	0	2	-	0	286	-
SUDAN	0	56	-	0	3,454	-
KENYA	45	0	-100.00	1,300	0	-100.00
TOGO	0	11	-	0	21	-
CONGO	1,800	0	-100.00	346,876	0	-100.00
NIGERIA	0	799	-	0	116,000	-
SOUTH AFRICA	29	39	34.48	850	915	7.65
AUSTRALIA	1,318	18,324	1,290.29	41,657	113,500	172.46
NEW ZEALAND	0	2,499	-	0	5,200	-
EAST TIMOR	0	893	-	0	765	-
UNITED STATES	11,536	10,416	-9.71	761,843	239,036	-68.62
CANADA	214	0	-100.00	205,392	0	-100.00
UNITED KINGDOM	1,543	101	-93.45	311,410	22,621	-92.74
NETHERLANDS	95	35	-63.16	3,000	643	-78.57
FRANCE	7,135	8,798	23.31	344,526	460,679	33.71
GERMANY, FED. REP. OF	7,086	8,162	15.18	203,002	206,191	1.57
AUSTRIA	257	0	-100.00	1,216	0	-100.00
BELGIUM	4,789	7,105	48.36	35,955	47,140	31.11
SWITZERLAND	710	0	-100.00	37,087	0	-100.00
DENMARK	48	5	-89.58	51,765	1,484	-97.13
NORWAY	0	50	-	0	3,500	-
SWEDEN	870	0	-100.00	1,060	0	-100.00
ITALY	1,240	80	-93.55	449,908	11,449	-97.46
AZERBAIJAN	0	31	-	0	2,371	-
KAZAKHSTAN	1,717	0	-100.00	533,024	0	-100.00
-LONCENG, ARLOJI DAN BAGIAI	2,705,236	2,646,363	-2.18	49,711,766	53,755,731	8.13
JAPAN	83,385	111,460	33.67	2,029,577	9,297,055	358.08

TABEL 5. PERKEMBANGAN EKSPOR INDONESIA MENURUT KOMODITI DAN NEGARA TUJUAN

JENIS BARANG	BERAT BERSIH (KG)		PERUB	NILAI FOB (US \$)		PERUB
	JAN-MEI 2009	JAN-MEI 2010	%	JAN-MEI 2009	JAN-MEI 2010	%
	(1)	(2)	(3)	(4)	(5)	(6)
HONG KONG	111,277	15,632	-85.95	2,160,428	373,040	-82.73
KOREA, REPUBLIC OF	4,843	152,772	3,054.49	89,491	1,072,346	1,098.27
TAIWAN	233,351	254,222	8.94	1,231,456	1,615,792	31.21
CHINA	21,340	13,301	-37.67	637,492	251,871	-60.49
MACAU	8,237	6,995	-15.08	161,196	105,427	-34.60
PAPUA NEW GUINEA	2,736	7,172	162.13	13,369	20,815	55.70
THAILAND	65,625	173,092	163.76	1,496,676	3,364,196	124.78
SINGAPORE	324,484	400,672	23.48	6,395,244	11,389,146	78.09
PHILIPPINES	194,941	228,429	17.18	3,021,139	2,661,842	-11.89
MALAYSIA	66,035	108,913	64.93	1,877,003	2,793,021	48.80
MYANMAR (FORM. BURMA)	985	0	-100.00	4,458	0	-100.00
CAMBODIA	1,049	207	-80.27	17,260	1,713	-90.08
BRUNEI DARUSSALAM	65,541	183	-99.72	86,867	64,687	-25.53
NEPAL	102	799	683.33	640	9,476	1,380.63
VIET NAM	212,688	145,086	-31.78	2,414,809	1,420,484	-41.18
MALDIVES	7,126	7,563	6.13	80,000	86,260	7.83
INDIA	216,529	19,851	-90.83	1,858,008	431,019	-76.80
PAKISTAN	1,292	958	-25.85	19,247	18,472	-4.03
BANGLADESH	9,758	41	-99.58	42,446	1,365	-96.78
SRI LANKA	5,596	9,610	71.73	20,610	42,936	108.33
IRAN (ISLAMIC REPUBLIC OF)	250	31,488	12,495.20	19,494	1,925,774	9,778.80
SAUDI ARABIA	217	1,038	378.34	4,361	17,569	302.87
ISRAEL	2	4,497	224,750.00	14	76,006	542,800.00
KUWAIT	935	486	-48.02	2,067	11,674	464.78
JORDAN	3,600	0	-100.00	119,060	0	-100.00
LEBANON	2,174	0	-100.00	42,208	0	-100.00
OMAN	0	2,471	-	0	52,007	-
TURKEY	202	124	-38.61	3,888	2,740	-29.53
UNITED ARAB EMIRATES	2,980	4,700	57.72	74,977	85,032	13.41
QATAR	1,273	0	-100.00	70,644	0	-100.00
BAHRAIN	12,096	265	-97.81	188,160	1,165	-99.38
LIBYAN ARAB JAMAHIRIYA	0	45	-	0	2,012	-
MOROCCO	63,594	52,646	-17.22	791,914	535,183	-32.42
TUNISIA	0	264	-	0	6,980	-
ALGERIA	77	0	-100.00	665	0	-100.00
ETHIOPIA	1	0	-100.00	36	0	-100.00
TANZANIA, UNITED REPUBLIC OF	0	1,020	-	0	13,645	-
KENYA	56	209	273.21	569	4,612	710.54
REUNION	0	110	-	0	100	-
MOZAMBIQUE	2,813	33,147	1,078.35	34,877	306,627	779.17
BOTSWANA	12	0	-100.00	53	0	-100.00
TOGO	0	18	-	0	425	-
CAMEROON	119,381	31,614	-73.52	1,565,541	311,872	-80.08
NIGERIA	400	0	-100.00	3,400	0	-100.00
GABON	2,900	2,319	-20.03	33,755	22,140	-34.41
COTE D'IVOIRE	78,672	61,751	-21.51	1,027,560	595,996	-42.00
SENEGAL	64,435	61,950	-3.86	619,398	386,255	-37.64
BENIN	10	40	300.00	169	848	401.78
UGANDA	0	29	-	0	3,291	-
SOUTH AFRICA	42,692	116,242	172.28	400,316	1,062,723	165.47
ZAMBIA	11	0	-100.00	53	0	-100.00
AUSTRALIA	53,656	77,870	45.13	1,245,178	1,286,964	3.36
NEW ZEALAND	1,913	4,779	149.82	43,706	104,078	138.13
FIJI	3,189	4,350	36.41	24,508	42,112	71.83
KIRIBATI	10	0	-100.00	421	0	-100.00
SAMOA	0	2,609	-	0	27,100	-
EAST TIMOR	2,281	2,955	29.55	11,267	6,414	-43.07
UNITED STATES	218,265	188,444	-13.66	7,504,634	3,917,985	-47.79
CANADA	2,091	2,488	18.99	283,390	74,590	-73.68
MEXICO	181	3	-98.34	268	1,154	330.60
CHILE	26,667	13,201	-50.50	386,328	231,299	-40.13
VENEZUELA	5	0	-100.00	101	0	-100.00
ARGENTINA	1,539	13,979	808.32	17,217	240,377	1,296.16
BRAZIL	3,362	9,961	196.28	361,443	223,790	-38.08
COLOMBIA	4	0	-100.00	31	0	-100.00
BOLIVIA	2,469	0	-100.00	69,289	0	-100.00
URUGUAY	0	28,000	-	0	399,322	-
ECUADOR	0	122	-	0	10,746	-
UNITED KINGDOM	87,269	43,590	-50.05	3,699,100	896,466	-75.77
NETHERLANDS	1,947	6,565	237.19	81,028	149,528	84.54
FRANCE	167,967	83,824	-50.09	3,611,322	2,371,758	-34.32
GERMANY, FED. REP. OF	47,855	50,242	4.99	1,180,694	815,780	-30.91
AUSTRIA	897	929	3.57	39,907	8,533	-78.62
BELGIUM	195	205	5.13	16,968	19,866	17.08
SWITZERLAND	90	15	-83.33	4,748	3,815	-19.65
DENMARK	106	1	-99.06	5,719	2	-99.97
SWEDEN	181	1,110	513.26	58,185	44,000	-24.38
FINLAND	43	92	113.95	5,000	1,601	-67.98

TABEL 5. PERKEMBANGAN EKSPOR INDONESIA MENURUT KOMODITI DAN NEGARA TUJUAN

JENIS BARANG	BERAT BERSIH (KG)		PERUB	NILAI FOB (US \$)		PERUB
	JAN-MEI 2009	JAN-MEI 2010	%	JAN-MEI 2009	JAN-MEI 2010	%
	(1)	(2)	(3)	(4)	(5)	(6)
IRELAND	2,768	3,239	17.02	1,091,477	1,959,888	79.56
ITALY	310	113	-63.55	13,147	4,185	-68.17
SPAIN	2,469	2,016	-18.35	44,556	38,626	-13.31
PORTUGAL	27,554	31,884	15.71	799,707	159,205	-80.09
GREECE	460	644	40.00	20,711	13,401	-35.30
HUNGARY	1,813	3,161	74.35	144,922	49,072	-66.14
POLAND	10	116	1,060.00	2,000	1,995	-0.25
ROMANIA	235	257	9.36	6,747	4,748	-29.63
MOLDOVA, REPUBLIC OF	47	0	-100.00	1,793	0	-100.00
LATVIA	4	3,900	97,400.00	128	146,359	114,242.97
CROATIA	0	6	-	0	114	-
SLOVENIA	0	12	-	0	243	-
CZECH REPUBLIC	11,661	1,950	-83.28	275,335	50,210	-81.76
RUSSIA FEDERATION	20	300	1,400.00	196	4,766	2,331.63
-COKLAT OLAHAN	38,146,468	42,119,403	10.41	124,388,615	160,148,614	28.75
JAPAN	358,812	752,667	109.77	1,588,587	3,770,855	137.37
HONG KONG	125,094	70,060	-43.99	512,792	366,009	-28.62
KOREA, DEMOCRATIC PEOPLE'S	2,048	0	-100.00	4,750	0	-100.00
KOREA, REPUBLIC OF	271,038	451,709	66.66	515,540	1,097,350	112.85
TAIWAN	107,711	94,754	-12.03	238,129	258,101	8.39
CHINA	1,187,990	1,920,298	61.64	1,501,236	5,380,623	258.41
MONGOLIA	14,000	0	-100.00	30,800	0	-100.00
PAPUA NEW GUINEA	0	309	-	0	511	-
THAILAND	1,230,600	1,616,170	31.33	2,774,695	4,471,583	61.16
SINGAPORE	368,352	592,637	60.89	871,370	1,768,703	102.98
PHILIPPINES	3,516,688	4,473,081	27.20	4,388,490	11,875,941	170.62
MALAYSIA	1,689,154	2,126,723	25.90	2,627,050	5,961,809	126.94
MYANMAR (FORM. BURMA)	1,475	3,499	137.22	3,631	8,990	147.59
CAMBODIA	0	3,621	-	0	12,747	-
BRUNEI DARUSSALAM	86,150	95,387	10.72	157,623	225,728	43.21
VIET NAM	67,233	176,316	162.25	105,587	371,515	251.86
MALDIVES	84,426	89,989	6.59	176,839	183,026	3.50
INDIA	534,978	854,374	59.70	884,366	2,509,427	183.75
PAKISTAN	237,921	217,400	-8.63	312,890	675,460	115.88
BANGLADESH	23,380	57,887	147.59	72,198	185,515	156.95
SRI LANKA	30,000	149,000	396.67	37,760	421,470	1,016.18
IRAQ	0	7,488	-	0	27,950	-
IRAN (ISLAMIC REPUBLIC OF)	17,000	82,324	384.26	16,915	226,888	1,241.34
SAUDI ARABIA	76,871	249,300	224.31	192,120	725,501	277.63
ISRAEL	10,592	3,007	-71.61	30,400	6,600	-78.29
KUWAIT	138,396	142,945	3.29	346,327	356,821	3.03
JORDAN	0	154	-	0	470	-
LEBANON	985	0	-100.00	2,857	0	-100.00
YEMEN	226,084	120,569	-46.67	379,832	224,434	-40.91
OMAN	17,274	3,775	-78.15	41,145	11,514	-72.02
SYRIA ARAB REPUBLIC	72,999	50,000	-31.51	140,854	168,089	19.34
TURKEY	228,000	114,999	-49.56	265,100	361,464	36.35
UNITED ARAB EMIRATES	1,471,629	2,157,434	46.60	7,054,699	10,421,782	47.73
QATAR	266	320	20.30	1,190	1,840	54.62
BAHRAIN	108,087	97,323	-9.96	293,445	259,156	-11.68
EGYPT	209,800	234,599	11.82	1,050,965	1,320,809	25.68
TUNISIA	0	32,000	-	0	56,640	-
ALGERIA	39,668	51,000	28.57	53,833	76,500	42.11
SUDAN	172	20,039	11,550.58	750	37,998	4,966.40
ETHIOPIA	0	17,000	-	0	17,000	-
TANZANIA, UNITED REPUBLIC OF	0	19,140	-	0	43,046	-
MADAGASCAR	3,039	0	-100.00	4,626	0	-100.00
KENYA	155,876	130,991	-15.96	498,250	521,481	4.66
GHANA	0	122,400	-	0	261,120	-
GUINEA	0	395	-	0	1,013	-
ANGOLA	12,136	0	-100.00	25,032	0	-100.00
CAMEROON	13,999	50,999	264.30	24,780	121,397	389.90
SIERRA LEONE	17,000	17,000	0.00	15,160	8,800	-41.95
MAURITANIA	15,300	0	-100.00	32,640	0	-100.00
MALI	13,812	0	-100.00	27,215	0	-100.00
BENIN	0	43,740	-	0	105,705	-
UGANDA	579	0	-100.00	1,463	0	-100.00
SOUTH AFRICA	941,504	870,466	-7.55	1,836,031	2,868,744	56.25
MAURITIUS	152,143	187,552	23.27	344,218	435,584	26.54
AUSTRALIA	2,109,074	2,196,219	4.13	10,138,420	11,404,182	12.48
NEW ZEALAND	289,370	410,093	41.72	1,119,720	1,756,334	56.85
NEW CALEDONIA	0	2,687	-	0	10,656	-
VANUATU	0	487	-	0	1,034	-
FIJI	19,108	15,358	-19.63	47,579	31,000	-34.85
KIRIBATI	100	0	-100.00	325	0	-100.00
SAMOA	100	3,500	3,400.00	350	14,088	3,925.14
SOLOMON ISLANDS	4,552	8,922	96.00	9,660	21,238	119.86

TABEL 5. PERKEMBANGAN EKSPOR INDONESIA MENURUT KOMODITI DAN NEGARA TUJUAN

JENIS BARANG	BERAT BERSIH (KG)		PERUB	NILAI FOB (US \$)		PERUB
	JAN-MEI 2009	JAN-MEI 2010	%	JAN-MEI 2009	JAN-MEI 2010	%
(1)	(2)	(3)	(4)	(5)	(6)	(7)
TONGA	77,389	23,118	-70.13	72,003	30,470	-57.68
EAST TIMOR	72,913	41,926	-42.50	106,982	63,939	-40.23
UNITED STATES	6,323,011	8,349,474	32.05	36,347,250	43,848,287	20.64
MEXICO	145,000	175,851	21.28	210,750	534,715	153.72
CHILE	70,000	171,998	145.71	115,150	176,244	53.06
VENEZUELA	0	17,000	-	0	22,100	-
ARGENTINA	125,999	71,059	-43.60	169,400	206,859	22.11
BRAZIL	1,230,375	331,692	-73.04	1,194,195	375,826	-68.53
COLOMBIA	0	34,000	-	0	56,100	-
URUGUAY	45,000	721,000	1,502.22	55,688	2,180,050	3,814.76
UNITED KINGDOM	441,200	498,100	12.90	898,954	2,574,838	186.43
NETHERLANDS	2,364,385	880,070	-62.78	10,732,375	5,115,340	-52.34
FRANCE	4,997,736	1,980,000	-60.38	24,972,109	10,899,737	-56.35
GERMANY, FED. REP. OF	735,007	1,745,828	137.53	2,197,357	7,061,285	221.35
BELGIUM	250	505,665	202,166.00	16,400	1,627,415	9,823.26
SWITZERLAND	470	4,300	814.89	34,065	172,925	407.63
FINLAND	0	23,832	-	0	90,025	-
ITALY	140,807	71,000	-49.58	935,516	250,394	-73.23
SPAIN	3,495,520	1,931,071	-44.76	2,603,475	5,532,028	112.49
PORTUGAL	0	25,118	-	0	57,572	-
DEMOCRATIC REPUBLIC OF THE HUNGARY	17,000	17,000	0.00	21,080	8,850	-58.02
HUNGARY	47,100	102,000	116.56	44,370	191,422	331.42
POLAND	0	272,000	-	0	417,685	-
BULGARIA	68,000	68,000	0.00	47,600	83,300	75.00
ARMENIA	3,152	2,206	-30.01	6,776	6,350	-6.29
BELARUS	0	16,600	-	0	42,330	-
KAZAKHSTAN	16,600	33,200	100.00	14,940	80,925	441.67
UKRAINE	49,800	841,996	1,590.76	44,320	1,260,376	2,743.81
UZBEKISTAN	0	25,000	-	0	24,000	-
LITHUANIA	0	17,000	-	0	21,970	-
ESTONIA	777,789	325,000	-58.21	900,673	938,750	4.23
GEORGIA	0	17,000	-	0	37,015	-
CROATIA	0	101,999	-	0	159,970	-
BOSNIA AND HERZEGOVINA	0	13,998	-	0	51,251	-
SLOVAKIA	0	25,000	-	0	52,500	-
RUSSIA FEDERATION	599,400	1,429,196	138.44	1,846,953	4,443,530	140.59
-GULA TETES	31,234,223	86,240,221	176.11	3,085,412	13,003,633	321.46
JAPAN	12,871	242	-98.12	761	24	-96.85
HONG KONG	0	99	-	0	297	-
KOREA, REPUBLIC OF	19,703,581	49,878,430	153.14	1,991,840	7,430,248	273.03
TAIWAN	11,400,000	6,500,000	-42.98	1,014,600	968,500	-4.54
SINGAPORE	45,193	4,143	-90.83	21,149	7,661	-63.78
MALAYSIA	42,353	0	-100.00	13,755	0	-100.00
VIET NAM	0	22,659,250	-	0	3,266,989	-
SAUDI ARABIA	0	5,251	-	0	2,442	-
KENYA	4,488	18,823	319.41	29,298	73,977	152.50
UGANDA	0	19,410	-	0	75,093	-
AUSTRALIA	2,055	1,576,033	76,592.60	11,969	231,818	1,836.82
NEW ZEALAND	22,657	0	-100.00	510	0	-100.00
VANUATU	1,025	1,546	50.83	1,530	2,370	54.90
UNITED KINGDOM	0	506	-	0	1,766	-
GERMANY, FED. REP. OF	0	5,576,470	-	0	942,235	-
FINLAND	0	18	-	0	213	-
-KERUPUK UDANG	3,055,734	3,015,631	-1.31	5,146,134	5,290,464	2.80
JAPAN	41,915	51,868	23.75	95,410	124,226	30.20
HONG KONG	45,398	50,632	11.53	88,525	87,800	-0.82
KOREA, REPUBLIC OF	317,787	373,257	17.46	469,072	585,298	24.78
TAIWAN	9,011	13,842	53.61	9,068	14,610	61.12
CHINA	0	993	-	0	3,179	-
SINGAPORE	68,552	85,588	24.85	102,007	111,185	9.00
MALAYSIA	82,126	182,500	122.22	127,915	250,992	96.22
VIET NAM	0	364	-	0	738	-
INDIA	10,000	0	-100.00	5,000	0	-100.00
SAUDI ARABIA	106,278	95,050	-10.56	112,575	114,919	2.08
JORDAN	0	15,997	-	0	19,302	-
UNITED ARAB EMIRATES	16,315	27,369	67.75	18,965	40,578	113.96
SOUTH AFRICA	0	16	-	0	59	-
AUSTRALIA	26,996	21,705	-19.60	48,455	45,926	-5.22
NEW ZEALAND	303	239	-21.12	1,413	480	-66.03
EAST TIMOR	0	525	-	0	511	-
UNITED STATES	168,041	103,208	-38.58	381,506	332,174	-12.93
CANADA	15,247	9,177	-39.81	28,019	15,056	-46.27
UNITED KINGDOM	322,307	341,997	6.11	460,341	593,220	28.87
NETHERLANDS	1,583,197	1,398,718	-11.65	2,751,538	2,516,492	-8.54
FRANCE	179,788	190,828	6.14	351,249	352,954	0.49
GERMANY, FED. REP. OF	0	3,220	-	0	8,381	-

TABEL 5. PERKEMBANGAN EKSPOR INDONESIA MENURUT KOMODITI DAN NEGARA TUJUAN

JENIS BARANG	BERAT BERSIH (KG)		PERUB	NILAI FOB (US \$)		PERUB
	JAN-MEI 2009	JAN-MEI 2010	%	JAN-MEI 2009	JAN-MEI 2010	%
	(1)	(2)	(3)	(4)	(5)	(6)
BELGIUM	40,802	19,431	-52.38	52,876	22,943	-56.61
NORWAY	0	16,507	-	0	28,711	-
SWEDEN	229	0	-100.00	530	0	-100.00
SPAIN	8,819	12,600	42.87	18,179	20,730	14.03
BULGARIA	12,623	0	-100.00	23,491	0	-100.00
-BUAH/SAYURAN OLAHAN	165,146,723	150,621,601	-8.80	113,205,567	105,287,270	-6.99
JAPAN	6,736,378	6,298,854	-6.49	6,426,741	5,876,864	-8.56
HONG KONG	430,810	504,116	17.02	501,044	536,186	7.01
KOREA, DEMOCRATIC PEOPLE'S	0	4,543	-	0	14,851	-
KOREA, REPUBLIC OF	3,154,846	1,711,297	-45.76	1,603,559	1,342,966	-16.25
TAIWAN	2,155,241	926,936	-56.99	1,169,423	1,457,806	24.66
CHINA	11,547,983	6,704,431	-41.94	2,161,667	1,854,165	-14.23
PAPUA NEW GUINEA	0	1,383	-	0	2,186	-
THAILAND	6,108	66,560	989.72	23,373	92,103	294.06
SINGAPORE	23,659,797	9,981,787	-57.81	21,758,419	8,815,701	-59.48
PHILIPPINES	4,073,993	7,184,718	76.36	1,216,744	2,250,933	85.00
MALAYSIA	35,690,067	33,637,600	-5.75	5,971,327	5,033,518	-15.71
BRUNEI DARUSSALAM	93,839	93,060	-0.83	100,522	198,041	97.01
VIET NAM	35,658	2,047,134	5,641.02	71,224	2,501,127	3,411.64
MALDIVES	11,704	9,445	-19.30	20,887	20,364	-2.50
INDIA	5,129,957	10,178,256	98.41	4,153,237	9,823,708	136.53
PAKISTAN	572,348	788,805	37.82	556,089	469,509	-15.57
BANGLADESH	0	3,797,895	-	0	2,135,166	-
SRI LANKA	0	182,000	-	0	167,570	-
IRAN (ISLAMIC REPUBLIC OF)	69,273	400,969	478.82	59,880	494,805	726.33
SAUDI ARABIA	903,710	713,608	-21.04	1,077,714	769,022	-28.64
ISRAEL	574,221	804,936	40.18	546,596	825,555	51.04
KUWAIT	164,422	140,560	-14.51	223,798	162,481	-27.40
JORDAN	475,583	442,705	-6.91	776,967	839,718	8.08
LEBANON	208,391	135,480	-34.99	824,362	78,228	-90.51
YEMEN	28,840	43,145	49.60	31,076	53,713	72.84
OMAN	16,650	3,314	-80.10	22,365	10,592	-52.64
SYRIA ARAB REPUBLIC	243,977	295,950	21.30	636,476	1,103,725	73.41
TURKEY	489,999	251,150	-48.74	489,257	243,207	-50.29
UNITED ARAB EMIRATES	1,341,084	1,017,258	-24.15	1,297,638	1,192,571	-8.10
QATAR	109,330	138,388	26.58	126,581	164,354	29.84
BAHRAIN	178,145	228,746	28.40	177,481	252,720	42.39
CYPRUS	25,000	0	-100.00	15,000	0	-100.00
EGYPT	333,919	835,039	150.07	285,157	762,911	167.54
LIBYAN ARAB JAMAHIRIYA	161,507	0	-100.00	200,987	0	-100.00
MOROCCO	295,500	0	-100.00	256,615	0	-100.00
TUNISIA	26,000	86,029	230.88	5,000	380,793	7,515.86
ALGERIA	100,000	0	-100.00	60,000	0	-100.00
SUDAN	0	26,000	-	0	24,440	-
MADAGASCAR	13	0	-100.00	21	0	-100.00
MOZAMBIQUE	0	50,000	-	0	47,200	-
GUINEA	0	9,840	-	0	41,000	-
ANGOLA	78,000	0	-100.00	56,670	0	-100.00
NIGERIA	49,000	0	-100.00	76,450	0	-100.00
SIERRA LEONE	0	9,840	-	0	41,000	-
UGANDA	694	0	-100.00	1,670	0	-100.00
SOUTH AFRICA	837,774	460,747	-45.00	705,232	457,325	-35.15
MALAWI	0	5,734	-	0	3,423	-
MAURITIUS	41,391	53,544	29.36	36,056	50,121	39.01
AUSTRALIA	925,349	1,170,937	26.54	1,119,421	1,757,874	57.03
NEW ZEALAND	131,629	168,187	27.77	139,197	153,716	10.43
VANUATU	0	1,474	-	0	708	-
AMERICAN SAMOA	0	11,490	-	0	7,076	-
COOK ISLANDS	0	3,120	-	0	9,800	-
FIJI	841	461	-45.18	1,208	842	-30.30
SAMOA	818	0	-100.00	1,880	0	-100.00
SOLOMON ISLANDS	0	23,238	-	0	4,942	-
TONGA	1,454	0	-100.00	2,170	0	-100.00
EAST TIMOR	21,308	56,547	165.38	12,232	39,131	219.91
UNITED STATES	26,165,023	19,388,430	-25.90	26,675,780	20,149,989	-24.46
CANADA	311,773	334,683	7.35	352,068	520,797	47.93
MEXICO	187,701	427,447	127.73	99,122	303,143	205.83
PANAMA	0	14,414	-	0	14,820	-
SURINAME	1,993	34	-98.29	2,154	105	-95.13
CHILE	814,267	845,525	3.84	605,620	591,830	-2.28
ARGENTINA	1,876,338	3,622,799	93.08	1,429,650	2,849,939	99.35
BRAZIL	585,359	679,746	16.12	462,850	695,200	50.20
COLOMBIA	0	52,884	-	0	46,020	-
BOLIVIA	12,500	0	-100.00	10,625	0	-100.00
URUGUAY	416,500	335,475	-19.45	323,461	324,500	0.32
PARAGUAY	313,000	200,000	-36.10	232,970	187,700	-19.43
PERU	170,789	348,093	103.81	95,075	331,378	248.54

TABEL 5. PERKEMBANGAN EKSPOR INDONESIA MENURUT KOMODITI DAN NEGARA TUJUAN

JENIS BARANG	BERAT BERSIH (KG)		PERUB	NILAI FOB (US \$)		PERUB
	JAN-MEI 2009	JAN-MEI 2010	%	JAN-MEI 2009	JAN-MEI 2010	%
(1)	(2)	(3)	(4)	(5)	(6)	(7)
GUYANA	0	573	-	0	2,049	-
PUERTO RICO	163,248	67,045	-58.93	168,535	75,916	-54.96
DOMINICAN REPUBLIC	12,500	37,500	200.00	10,000	35,535	255.35
COSTA RICA	26,000	64,500	148.08	21,450	63,450	195.80
CAPE VERDE	50,000	0	-100.00	45,908	0	-100.00
MARTINIQUE	58,298	38,598	-33.79	88,207	49,602	-43.77
GUADELOUPE	12,500	0	-100.00	7,250	0	-100.00
UNITED KINGDOM	1,245,178	989,424	-20.54	1,338,357	855,083	-36.11
NETHERLANDS	4,061,329	6,572,650	61.83	3,284,858	3,421,753	4.17
FRANCE	2,508,477	1,614,504	-35.64	2,152,634	1,673,238	-22.27
GERMANY, FED. REP. OF	7,944,263	7,830,732	-1.43	5,889,550	6,009,420	2.04
AUSTRIA	707,718	1,126,486	59.17	523,561	964,756	84.27
BELGIUM	945,371	567,897	-39.93	1,248,183	571,050	-54.25
SWITZERLAND	142,296	341,634	140.09	404,232	796,572	97.06
DENMARK	238,975	45,866	-80.81	282,574	100,108	-64.57
NORWAY	412,322	740,087	79.49	546,498	862,318	57.79
SWEDEN	273,037	314,998	15.37	229,050	234,992	2.59
FINLAND	1,036,241	1,795,179	73.24	997,742	1,405,910	40.91
ITALY	1,778,621	1,759,456	-1.08	1,507,820	1,709,132	13.35
SPAIN	8,937,066	5,326,907	-40.40	7,315,877	5,147,753	-29.64
PORTUGAL	90,750	101,750	12.12	84,335	97,220	15.28
ICELAND	0	40,857	-	0	46,877	-
GREECE	376,606	401,905	6.72	322,343	327,619	1.64
HUNGARY	172,968	24,318	-85.94	141,280	26,321	-81.37
POLAND	394,711	560,297	41.95	321,681	519,920	61.63
ROMANIA	229,164	26,000	-88.65	165,322	5,000	-96.98
BULGARIA	113,000	50,000	-55.75	91,280	48,750	-46.59
ALBANIA	25,500	13,000	-49.02	14,063	2,500	-82.22
BELARUS	0	31,846	-	0	31,937	-
UKRAINE	271,999	258,840	-4.84	209,766	202,101	-3.65
LITHUANIA	32,950	0	-100.00	14,500	0	-100.00
LATVIA	78,000	50,000	-35.90	15,000	44,952	199.68
ESTONIA	34,872	0	-100.00	9,980	0	-100.00
GEORGIA	0	65,000	-	0	50,470	-
CROATIA	38,500	155,232	303.20	16,193	127,020	684.41
SLOVENIA	12,500	127,731	921.85	10,000	67,750	577.50
CZECH REPUBLIC	24,475	0	-100.00	24,965	0	-100.00
RUSSIA FEDERATION	709,494	1,524,003	114.80	413,785	1,129,018	172.85
-MINUMAN OLAHAN	42,643,268	52,329,049	22.71	25,561,479	29,529,843	15.52
JAPAN	9,081,000	7,452,038	-17.94	4,862,909	5,489,652	12.89
HONG KONG	2,331,514	2,932,087	25.76	2,271,494	1,843,461	-18.84
KOREA, REPUBLIC OF	28,752	12,973	-54.88	63,640	39,468	-37.98
TAIWAN	562,346	549,162	-2.34	502,258	465,611	-7.30
CHINA	13,208	325,148	2,361.75	65,229	175,838	169.57
MACAU	0	63,654	-	0	41,385	-
PAPUA NEW GUINEA	478,132	449,036	-6.09	194,642	123,295	-36.66
THAILAND	576,987	386,802	-32.96	374,358	307,431	-17.88
SINGAPORE	7,975,718	8,527,655	6.92	3,708,923	3,962,710	6.84
PHILIPPINES	1,466,067	4,539,061	209.61	932,626	3,962,487	324.87
MALAYSIA	2,054,481	2,084,776	1.47	2,459,434	1,835,663	-25.36
CAMBODIA	84,872	84,872	0.00	62,286	63,655	2.20
BRUNEI DARUSSALAM	968,811	735,218	-24.11	530,307	451,641	-14.83
VIET NAM	1,236,600	7,391,067	497.69	1,751,311	2,975,401	69.90
MALDIVES	54,612	44,649	-18.24	53,394	44,692	-16.30
INDIA	177,628	152	-99.91	98,121	483	-99.51
PAKISTAN	24,098	45	-99.81	8,577	195	-97.73
IRAN (ISLAMIC REPUBLIC OF)	0	1,788	-	0	4,080	-
SAUDI ARABIA	150,813	138,817	-7.95	43,852	109,952	150.73
KUWAIT	0	1	-	0	2	-
JORDAN	9,302	32,795	252.56	10,637	96,066	803.13
LEBANON	0	12,800	-	0	14,000	-
UNITED ARAB EMIRATES	5,405,777	424,682	-92.14	3,958,536	1,237,867	-68.73
QATAR	18,266	36,778	101.35	6,528	14,189	117.36
EGYPT	12,855	16,837	30.98	7,110	10,580	48.80
LIBYAN ARAB JAMAHIRIYA	20,763	0	-100.00	74,258	0	-100.00
TANZANIA, UNITED REPUBLIC OF	12,000	0	-100.00	1,570	0	-100.00
MADAGASCAR	453	0	-100.00	120	0	-100.00
KENYA	14,243	0	-100.00	4,550	0	-100.00
TOGO	0	66	-	0	112	-
GHANA	0	12,800	-	0	14,320	-
GUINEA	18,152	0	-100.00	4,580	0	-100.00
CAMEROON	0	18	-	0	24	-
NIGERIA	0	91	-	0	230	-
SIERRA LEONE	0	19,334	-	0	18,572	-
COTE D'IVOIRE	0	5,674	-	0	10,259	-
SENEGAL	0	116	-	0	104	-
BENIN	17,675	46,817	164.88	14,145	10,448	-26.14

TABEL 5. PERKEMBANGAN EKSPOR INDONESIA MENURUT KOMODITI DAN NEGARA TUJUAN

JENIS BARANG	BERAT BERSIH (KG)		PERUB	NILAI FOB (US \$)		PERUB
	JAN-MEI 2009	JAN-MEI 2010	%	JAN-MEI 2009	JAN-MEI 2010	%
(1)	(2)	(3)	(4)	(5)	(6)	(7)
GAMBIA	909	0	-100.00	2,184	0	-100.00
SEYCHELLES	0	422	-	0	1,926	-
NIGER	0	65,259	-	0	17,508	-
SOUTH AFRICA	0	4,782	-	0	2,745	-
MAURITIUS	21,536	0	-100.00	20,969	0	-100.00
AUSTRALIA	1,988,067	2,431,700	22.31	1,084,660	1,474,653	35.96
NEW ZEALAND	1,733	20,403	1,077.32	6,588	41,500	529.93
GUAM	0	49,300	-	0	6,480	-
NEW CALEDONIA	0	1,952	-	0	2,019	-
NORTHERN MARIANA ISLANDS	1,546	388	-74.90	4,233	1,168	-72.41
VANUATU	781	46,593	5,865.81	670	13,545	1,921.64
AMERICAN SAMOA	67,088	148,209	120.92	41,596	94,952	128.27
COOK ISLANDS	0	18,013	-	0	2,240	-
FIJI	6,282	0	-100.00	2,814	0	-100.00
KIRIBATI	0	1,567	-	0	2,400	-
MARSHALL ISLANDS	0	35,511	-	0	5,048	-
SAMOA	0	5,923	-	0	5,125	-
SOLOMON ISLANDS	190,414	476,819	150.41	68,667	111,178	61.91
TONGA	13,291	39,142	194.50	11,983	6,496	-45.79
EAST TIMOR	7,330,216	11,839,874	61.52	1,952,595	4,000,784	104.90
UNITED STATES	64,777	618,989	855.57	31,803	334,105	950.55
CANADA	506	583	15.22	600	632	5.33
SURINAME	63	0	-100.00	300	0	-100.00
BELIZE	0	1,073	-	0	1,375	-
NETHERLANDS	152,748	46,452	-69.59	254,340	49,173	-80.67
FRANCE	0	1,270	-	0	1,288	-
GERMANY, FED. REP. OF	180	28	-84.44	419	179	-57.28
AUSTRIA	1,226	691	-43.64	2,066	574	-72.22
IRELAND	55	208	278.18	40	149	272.50
PORTUGAL	0	146,089	-	0	28,728	-
MONTSERRAT	6,725	0	-100.00	9,557	0	-100.00
-ROKOK DAN TEMBAKAU OLAH.	31,864,633	43,479,682	36.45	195,968,771	276,898,284	41.30
JAPAN	55,469	56,164	1.25	613,613	623,311	1.58
HONG KONG	19,287	7,642	-60.38	113,893	53,950	-52.63
KOREA, REPUBLIC OF	4,670	3,618	-22.53	28,013	14,041	-49.88
TAIWAN	7,190	9,643	34.12	54,392	73,744	35.58
CHINA	5,850	6	-99.90	30,860	14	-99.95
MACAU	936	165	-82.37	12,641	2,505	-80.18
PAPUA NEW GUINEA	0	1,910	-	0	31,680	-
THAILAND	2,689,287	1,605,791	-40.29	13,705,519	9,563,328	-30.22
SINGAPORE	2,864,038	2,471,372	-13.71	28,191,014	25,171,028	-10.71
PHILIPPINES	432,138	2,046,333	373.54	3,581,885	10,567,628	195.03
MALAYSIA	5,039,677	8,906,053	76.72	43,447,501	80,364,124	84.97
CAMBODIA	11,849,855	13,072,927	10.32	58,726,862	75,611,678	28.75
BRUNEI DARUSSALAM	11,191	24,642	120.19	85,817	215,776	151.44
VIET NAM	755,041	755,508	0.06	6,644,967	8,522,914	28.26
INDIA	8,505	7,634	-10.24	82,253	63,016	-23.39
PAKISTAN	30	0	-100.00	145	0	-100.00
BANGLADESH	0	78,600	-	0	400,728	-
IRAN (ISLAMIC REPUBLIC OF)	0	17,422	-	0	229,007	-
SAUDI ARABIA	117,089	142,414	21.63	1,648,116	2,068,386	25.50
JORDAN	72,700	119	-99.84	306,876	564	-99.82
LEBANON	76,608	128,354	67.55	302,400	520,730	72.20
TURKEY	212,544	1,142,208	437.40	928,116	4,616,190	397.37
UNITED ARAB EMIRATES	121,009	176,923	46.21	698,982	1,038,256	48.54
QATAR	2,485	2,643	6.36	22,240	23,510	5.71
BAHRAIN	1,496	2,230	49.06	17,297	23,932	38.36
EGYPT	241,816	830,598	243.48	518,764	1,949,255	275.75
MOROCCO	71,280	0	-100.00	220,968	0	-100.00
TUNISIA	0	22	-	0	7	-
SUDAN	0	197,996	-	0	504,000	-
KENYA	19,799	0	-100.00	117,426	0	-100.00
NIGERIA	99,000	19,800	-80.00	569,250	122,958	-78.40
SENEGAL	60,023	0	-100.00	93,036	0	-100.00
SOUTH AFRICA	344,935	831,570	141.08	1,794,200	3,129,851	74.44
MAURITIUS	735	352	-52.11	10,800	6,048	-44.00
AUSTRALIA	403,292	479,591	18.92	1,311,288	1,813,359	38.29
NEW ZEALAND	0	19	-	0	71	-
VANUATU	1,746	0	-100.00	10,937	0	-100.00
EAST TIMOR	170,599	229,062	34.27	2,178,420	2,655,263	21.89
UNITED STATES	2,199,933	2,133,833	-3.00	7,732,820	6,754,239	-12.65
CANADA	1,144	1,668	45.80	21,096	29,774	41.14
HONDURAS	0	19,800	-	0	82,368	-
NICARAGUA	25	38,025	152,000.00	25	205,967	823,768.00
PANAMA	0	7,175	-	0	28,700	-
ARGENTINA	617	0	-100.00	6,008	0	-100.00
BRAZIL	218,358	134,263	-38.51	1,212,033	823,298	-32.07

TABEL 5. PERKEMBANGAN EKSPOR INDONESIA MENURUT KOMODITI DAN NEGARA TUJUAN

JENIS BARANG	BERAT BERSIH (KG)		PERUB	NILAI FOB (US \$)		PERUB
	JAN-MEI 2009	JAN-MEI 2010	%	JAN-MEI 2009	JAN-MEI 2010	%
(1)	(2)	(3)	(4)	(5)	(6)	(7)
BOLIVIA	5,178	0	-100.00	59,750	0	-100.00
PARAGUAY	119,782	845,135	605.56	1,732,284	3,841,957	121.79
PERU	0	249	-	0	1,173	-
TRINIDAD AND TOBAGO	0	45,239	-	0	174,086	-
BAHAMAS	0	268	-	0	5,750	-
PUERTO RICO	324,000	35,951	-88.90	675,105	107,853	-84.02
DOMINICAN REPUBLIC	102	29,496	28,817.65	666	110,902	16,551.95
ARUBA	143	120	-16.08	605	564	-6.78
UNITED KINGDOM	115,608	277,952	140.43	657,714	1,189,156	80.80
NETHERLANDS	184,375	1,413,553	666.67	1,323,879	7,573,496	472.07
FRANCE	618,109	272,127	-55.97	2,981,850	1,185,355	-60.25
GERMANY, FED. REP. OF	529,018	1,816,326	243.34	3,158,532	8,694,010	175.25
AUSTRIA	793	418	-47.29	12,900	6,959	-46.05
BELGIUM	953,637	1,269,405	33.11	6,321,472	8,566,633	35.52
SWITZERLAND	7,196	19,755	174.53	17,221	93,063	440.40
DENMARK	122,598	169,928	38.61	1,119,988	1,393,710	24.44
SWEDEN	0	9,600	-	0	60,480	-
IRELAND	0	207,600	-	0	856,116	-
ITALY	53,258	43,895	-17.58	128,344	54,883	-57.24
SPAIN	17,683	126,197	613.66	257,229	656,169	155.09
PORTUGAL	0	4,679	-	0	68,000	-
HUNGARY	38,895	1,232	-96.83	223,296	20,524	-90.81
POLAND	159,998	81,877	-48.83	924,083	323,555	-64.99
ROMANIA	60,498	1,100	-98.18	352,564	17,000	-95.18
BELARUS	40,002	0	-100.00	34,802	0	-100.00
UKRAINE	35,340	0	-100.00	117,217	0	-100.00
UZBEKISTAN	0	39,600	-	0	144,540	-
LITHUANIA	0	31,151	-	0	900,025	-
GEORGIA	0	263	-	0	9,542	-
CZECH REPUBLIC	1,760	1,540	-12.50	13,128	20,726	57.88
RUSSIA FEDERATION	296,263	1,150,931	288.48	815,669	2,916,859	257.60
-DAGING TERNAK	1,708,846	1,763,224	3.18	7,186,942	8,115,438	12.92
JAPAN	717	1,804	151.60	20,718	14,173	-31.59
HONG KONG	118,008	77,987	-33.91	99,648	58,610	-41.18
KOREA, REPUBLIC OF	8,591	39,694	362.04	40,250	125,635	212.14
TAIWAN	0	187	-	0	38	-
CHINA	38,248	64,978	69.89	20,577	215,226	945.95
SINGAPORE	1,602	0	-100.00	5,242	0	-100.00
MALAYSIA	17,510	13,770	-21.36	16,101	11,844	-26.44
VIET NAM	4,800	18,964	295.08	4,800	16,119	235.81
INDIA	0	150	-	0	150	-
UNITED ARAB EMIRATES	0	103	-	0	55	-
EAST TIMOR	0	825	-	0	166	-
CANADA	20,244	19,800	-2.19	114,510	116,790	1.99
UNITED KINGDOM	2,521	0	-100.00	17,042	0	-100.00
NETHERLANDS	17,250	0	-100.00	70,225	0	-100.00
FRANCE	282,789	348,872	23.37	1,362,772	1,925,774	41.31
BELGIUM	1,174,254	1,163,214	-0.94	5,310,773	5,561,538	4.72
SWITZERLAND	22,312	6,687	-70.03	104,284	38,183	-63.39
SPAIN	0	6,189	-	0	31,137	-
-DAGING UNGGAS	14	182,107	1,300,664.29	1,200	109,095	8,991.25
JAPAN	0	2	-	0	220	-
HONG KONG	0	27,000	-	0	13,500	-
CHINA	0	25,000	-	0	30,000	-
PHILIPPINES	0	85	-	0	10	-
VIET NAM	0	129,880	-	0	64,940	-
JORDAN	0	85	-	0	10	-
UNITED ARAB EMIRATES	0	55	-	0	415	-
UNITED STATES	14	0	-100.00	1,200	0	-100.00
-IKAN OLAHAN	75,111,470	92,155,364	22.69	308,543,040	342,599,077	11.04
JAPAN	12,750,609	15,366,634	20.52	58,575,415	64,751,131	10.54
HONG KONG	574,227	569,605	-0.80	4,144,042	5,426,965	30.96
KOREA, REPUBLIC OF	3,942,138	4,518,096	14.61	6,113,402	6,780,829	10.92
TAIWAN	1,487,264	3,682,303	147.59	1,565,856	3,787,214	141.86
CHINA	440,784	659,871	49.70	788,793	1,518,928	92.56
PAPUA NEW GUINEA	0	63,588	-	0	97,543	-
THAILAND	3,477,215	4,057,119	16.68	3,663,190	5,268,781	43.83
SINGAPORE	3,323,739	2,568,228	-22.73	6,230,077	6,074,074	-2.50
PHILIPPINES	98,320	194,475	97.80	79,493	373,064	369.30
MALAYSIA	2,147,516	3,665,894	70.70	3,347,121	6,348,042	89.66
BRUNEI DARUSSALAM	0	16,008	-	0	22,040	-
VIET NAM	268,463	1,018,945	279.55	401,363	2,082,559	418.87
MALDIVES	165	402	143.64	293	1,141	289.42
INDIA	7,326	9	-99.88	2,930	21	-99.28
PAKISTAN	14,920	0	-100.00	23,348	0	-100.00

TABEL 5. PERKEMBANGAN EKSPOR INDONESIA MENURUT KOMODITI DAN NEGARA TUJUAN

JENIS BARANG	BERAT BERSIH (KG)		PERUB	NILAI FOB (US \$)		PERUB
	JAN-MEI 2009	JAN-MEI 2010	%	JAN-MEI 2009	JAN-MEI 2010	%
	(1)	(2)	(3)	(4)	(5)	(6)
SRI LANKA	1,804,178	2,164,039	19.95	1,788,442	2,273,468	27.12
IRAN (ISLAMIC REPUBLIC OF)	0	105,999	-	0	371,640	-
SAUDI ARABIA	1,697,427	1,907,940	12.40	7,064,227	7,291,136	3.21
ISRAEL	61,756	103,860	68.18	220,281	257,482	16.89
KUWAIT	74,431	129,320	73.74	213,805	476,290	122.77
JORDAN	906,587	1,250,031	37.88	2,859,486	3,810,476	33.26
LEBANON	2,404	36,631	1,423.75	6,455	103,687	1,506.31
YEMEN	793,869	363,096	-54.26	2,432,956	976,860	-59.85
SYRIA ARAB REPUBLIC	57,189	45,288	-20.81	140,585	127,500	-9.31
TURKEY	0	135	-	0	872	-
UNITED ARAB EMIRATES	59,942	120,774	101.48	439,306	425,277	-3.19
QATAR	764	47,951	6,176.31	2,172	73,170	3,268.78
CYPRUS	6,311	1,547	-75.49	19,368	3,800	-80.38
EGYPT	62,741	120,454	91.99	286,359	320,998	12.10
LIBYAN ARAB JAMAHIRIYA	1,153,484	1,037,862	-10.02	4,039,147	3,029,123	-25.01
MOROCCO	81,541	15,080	-81.51	121,927	32,860	-73.05
ALGERIA	72,980	52,000	-28.75	187,282	166,600	-11.04
NAMIBIA	0	477,754	-	0	513,786	-
TANZANIA, UNITED REPUBLIC OF	68,944	208,018	201.72	80,920	280,320	246.42
MADAGASCAR	567	15,436	2,622.40	150	27,633	18,322.00
KENYA	0	15,096	-	0	45,000	-
REUNION	35,686	30,976	-13.20	156,213	160,667	2.85
MOZAMBIQUE	93,000	0	-100.00	123,000	0	-100.00
BOTSWANA	15,500	86,078	455.34	20,500	109,730	435.27
EQUATORIAL GUINEA	93,000	212,250	128.23	159,800	502,100	214.21
TOGO	121,560	96,308	-20.77	249,620	159,361	-36.16
GHANA	1,169,254	2,069,735	77.01	1,695,145	3,418,434	101.66
LIBERIA	64,500	64,000	-0.78	104,080	116,200	11.64
ANGOLA	509,384	742,334	45.73	556,808	842,351	51.28
CONGO	82,500	219,000	165.45	180,160	462,865	156.92
CAMEROON	509,872	173,999	-65.87	836,235	405,632	-51.49
NIGERIA	167,499	476,498	184.48	372,416	1,006,399	170.24
GABON	56,244	72,412	28.75	112,370	157,142	39.84
COTE D'IVOIRE	92,898	408,164	339.37	147,948	694,384	369.34
SENEGAL	0	10,639	-	0	22,916	-
MAURITANIA	0	17,500	-	0	42,000	-
MALI	0	35,000	-	0	84,000	-
BENIN	18,000	191,609	964.49	45,360	422,178	830.73
GUINEA BISSAU	0	17,500	-	0	43,820	-
GAMBIA	18,900	35,299	86.77	37,800	84,960	124.76
SOUTH AFRICA	331,470	604,196	82.28	879,186	840,663	-4.38
ZIMBABWE	0	92,999	-	0	159,240	-
MALAWI	123,998	0	-100.00	163,000	0	-100.00
COMOROS	18,000	18,000	0.00	46,080	43,632	-5.31
MAURITIUS	16,162	90,178	457.96	33,918	223,597	559.23
AUSTRALIA	1,038,114	1,008,086	-2.89	6,276,802	6,793,986	8.24
NEW ZEALAND	25,541	76,378	199.04	87,261	126,395	44.85
GUAM	0	27,000	-	0	35,640	-
NEW CALEDONIA	1,065	98	-90.80	3,678	180	-95.11
AMERICAN SAMOA	0	15,096	-	0	56,440	-
SAMOA	90,882	260,100	186.20	96,728	293,034	202.95
SOLOMON ISLANDS	0	31,967	-	0	51,833	-
EAST TIMOR	511,059	283,934	-44.44	693,925	588,450	-15.20
UNITED STATES	23,951,432	25,980,204	8.47	147,469,250	149,267,205	1.22
CANADA	404,341	524,043	29.60	2,150,846	3,184,093	48.04
MEXICO	279,115	183,047	-34.42	876,208	539,511	-38.43
COLOMBIA	0	25,000	-	0	26,150	-
TRINIDAD AND TOBAGO	25,000	442,000	1,668.00	27,214	468,237	1,620.57
BAHAMAS	0	52,818	-	0	100,021	-
PUERTO RICO	251,259	201,210	-19.92	1,579,633	1,437,304	-9.01
DOMINICAN REPUBLIC	48,900	131,427	168.77	54,760	369,034	573.91
HAITI	0	34,884	-	0	50,040	-
MARTINIQUE	40,037	38,097	-4.85	155,327	138,211	-11.02
NETHERLANDS ANTILLES	22,880	0	-100.00	139,620	0	-100.00
GUADELOUPE	0	19,541	-	0	33,601	-
UNITED KINGDOM	944,735	1,436,476	52.05	5,674,467	7,292,907	28.52
NETHERLANDS	2,114,431	1,967,440	-6.95	10,990,925	12,198,933	10.99
FRANCE	547,875	636,814	16.23	1,624,269	1,333,336	-17.91
GERMANY, FED. REP. OF	2,770,626	3,635,404	31.21	7,929,021	9,133,611	15.19
AUSTRIA	823	2,623	218.71	1,231	8,333	576.93
BELGIUM	1,556,380	1,370,256	-11.96	8,035,186	7,612,788	-5.26
SWITZERLAND	0	18,048	-	0	44,800	-
DENMARK	16,221	46,873	188.96	36,805	252,576	586.25
SWEDEN	17,684	19,223	8.70	144,659	114,730	-20.69
IRELAND	83	0	-100.00	252	0	-100.00
ITALY	158,668	361,453	127.80	558,710	1,233,673	120.81
SPAIN	28,627	37,314	30.35	152,168	163,225	7.27
PORTUGAL	40,000	53,938	34.85	144,600	139,570	-3.48

TABEL 5. PERKEMBANGAN EKSPOR INDONESIA MENURUT KOMODITI DAN NEGARA TUJUAN

JENIS BARANG	BERAT BERSIH (KG)		PERUB	NILAI FOB (US \$)		PERUB
	JAN-MEI 2009	JAN-MEI 2010	%	JAN-MEI 2009	JAN-MEI 2010	%
(1)	(2)	(3)	(4)	(5)	(6)	(7)
GREECE	10,069	14,412	43.13	54,001	73,315	35.77
DEMOCRATIC REPUBLIC OF THE	767,403	1,505,721	96.21	1,117,360	2,612,219	133.78
HUNGARY	286	0	-100.00	582	0	-100.00
POLAND	1,283	95,647	7,354.95	2,433	205,615	8,351.09
ROMANIA	0	16,316	-	0	27,805	-
BULGARIA	145,382	117,166	-19.41	504,498	286,353	-43.24
YUGOSLAVIA	0	10,000	-	0	15,000	-
ALBANIA	15,345	123,345	703.81	42,656	333,796	682.53
UKRAINE	612	79,927	12,959.97	1,410	111,445	7,803.90
LITHUANIA	8,471	0	-100.00	113,659	0	-100.00
CROATIA	48,358	75,443	56.01	185,635	175,111	-5.67
SLOVENIA	57,685	31,714	-45.02	115,419	82,666	-28.38
CZECH REPUBLIC	14,187	13,873	-2.21	89,711	82,664	-7.86
RUSSIA FEDERATION	181,383	786,846	333.80	654,301	2,362,660	261.10
-BERAS GILING	708,214	119,561	-83.12	438,828	135,718	-69.07
HONG KONG	207	0	-100.00	313	0	-100.00
KOREA, REPUBLIC OF	25	0	-100.00	30	0	-100.00
TAIWAN	92,400	0	-100.00	64,680	0	-100.00
CHINA	16	0	-100.00	1	0	-100.00
SINGAPORE	74,000	100,500	35.81	48,224	110,270	128.66
MALAYSIA	9,163	18,998	107.33	2,798	25,380	807.08
SAUDI ARABIA	1,278	0	-100.00	810	0	-100.00
SYRIA ARAB REPUBLIC	230,000	0	-100.00	138,000	0	-100.00
TURKEY	300,000	0	-100.00	183,000	0	-100.00
NEW ZEALAND	1,000	0	-100.00	814	0	-100.00
GERMANY, FED. REP. OF	0	63	-	0	68	-
ITALY	125	0	-100.00	158	0	-100.00
-KOPI OLAHAN	56,691	19,828	-65.02	171,166	53,093	-68.98
JAPAN	38	6,000	15,689.47	866	31,400	3,525.87
SINGAPORE	54,000	0	-100.00	166,250	0	-100.00
MALAYSIA	2,605	8,629	231.25	3,882	13,788	255.18
KIRIBATI	0	5,199	-	0	7,905	-
UNITED STATES	48	0	-100.00	168	0	-100.00
-TEH OLAHAN	3,453,303	3,668,724	6.24	9,566,897	13,064,537	36.56
JAPAN	85,104	40,594	-52.30	232,381	167,158	-28.07
HONG KONG	2,561	307	-88.01	5,184	666	-87.15
KOREA, REPUBLIC OF	522	6,688	1,181.23	1,538	3,465	125.29
TAIWAN	227,808	374,300	64.31	524,596	893,958	70.41
CHINA	74,900	1,400	-98.13	72,475	35,000	-51.71
MONGOLIA	9,090	12,129	33.43	47,724	77,954	63.34
THAILAND	24,399	8,970	-63.24	52,321	57,294	9.50
SINGAPORE	214,617	179,968	-16.14	728,628	861,177	18.19
PHILIPPINES	18,233	34,827	91.01	130,829	250,199	91.24
MALAYSIA	456,156	722,141	58.31	1,355,681	2,564,815	89.19
CAMBODIA	479	480	0.21	2,548	3,004	17.90
VIET NAM	105,112	111,699	6.27	498,445	677,967	36.02
INDIA	47,430	0	-100.00	65,348	0	-100.00
PAKISTAN	397,791	297,375	-25.24	752,693	641,836	-14.73
AFGHANISTAN	12,839	58,875	358.56	17,910	84,855	373.79
IRAN (ISLAMIC REPUBLIC OF)	67,100	88,740	32.25	87,346	234,036	167.94
SAUDI ARABIA	17,773	36,097	103.10	106,252	197,463	85.84
TURKEY	10,000	30,000	200.00	12,500	45,600	264.80
UNITED ARAB EMIRATES	27,177	36,285	33.51	37,128	62,490	68.31
QATAR	1,553	0	-100.00	549	0	-100.00
EGYPT	20,000	12,140	-39.30	23,600	37,869	60.46
AUSTRALIA	793,049	867,387	9.37	3,026,742	4,061,148	34.18
NEW ZEALAND	223,877	289,661	29.38	735,976	1,215,621	65.17
AMERICAN SAMOA	0	479	-	0	460	-
EAST TIMOR	8,463	11,735	38.66	12,653	15,567	23.03
UNITED STATES	11,511	4,200	-63.51	37,500	6,060	-83.84
CANADA	438	0	-100.00	1,452	0	-100.00
SURINAME	3,240	0	-100.00	16,884	0	-100.00
CHILE	10,000	0	-100.00	13,500	0	-100.00
BRAZIL	815	0	-100.00	32,330	0	-100.00
UNITED KINGDOM	193,101	87,999	-54.43	345,228	139,220	-59.67
NETHERLANDS	14,077	9,600	-31.80	18,580	14,400	-22.50
FRANCE	0	1,126	-	0	1,142	-
GERMANY, FED. REP. OF	201,610	182,996	-9.23	241,155	297,183	23.23
AUSTRIA	764	314	-58.90	1,475	261	-82.31
SWITZERLAND	20,140	16,020	-20.46	58,531	48,249	-17.57
ITALY	0	274	-	0	372	-
POLAND	92,798	77,998	-15.95	144,214	253,880	76.04
KYRGYZSTAN	0	23,920	-	0	51,428	-
RUSSIA FEDERATION	58,776	42,000	-28.54	125,001	62,740	-49.81

TABEL 5. PERKEMBANGAN EKSPOR INDONESIA MENURUT KOMODITI DAN NEGARA TUJUAN

JENIS BARANG	BERAT BERSIH (KG)		PERUB	NILAI FOB (US \$)		PERUB
	JAN-MEI 2009	JAN-MEI 2010	%	JAN-MEI 2009	JAN-MEI 2010	%
(1)	(2)	(3)	(4)	(5)	(6)	(7)
-GULA PASIR	272,714	209,459	-23.19	223,324	381,979	71.04
HONG KONG	9,487	10,734	13.14	15,802	21,707	37.37
KOREA, REPUBLIC OF	255	482	89.02	753	2,635	249.93
TAIWAN	303	619	104.29	326	696	113.50
SINGAPORE	40,184	17,418	-56.65	17,364	10,766	-38.00
MALAYSIA	116,627	38,829	-66.71	24,245	27,821	14.75
SAUDI ARABIA	5,105	0	-100.00	6,800	0	-100.00
SOUTH AFRICA	0	22	-	0	82	-
AUSTRALIA	13,003	3,566	-72.58	32,982	10,834	-67.15
AMERICAN SAMOA	0	31,770	-	0	71,607	-
EAST TIMOR	0	157	-	0	138	-
UNITED STATES	12,140	43,034	254.48	49,108	162,520	230.94
CANADA	75,610	61,355	-18.85	75,944	69,293	-8.76
NETHERLANDS	0	1,473	-	0	3,880	-
-GULA LAINNYA	6,078,414	6,584,484	8.33	4,079,494	4,934,860	20.97
JAPAN	3,508	0	-100.00	4,842	0	-100.00
HONG KONG	16,302	16,562	1.59	15,531	18,718	20.52
KOREA, REPUBLIC OF	137,180	197,318	43.84	151,252	179,058	18.38
TAIWAN	0	6,690	-	0	13,450	-
CHINA	1,644	0	-100.00	2,137	0	-100.00
PAPUA NEW GUINEA	4,727	0	-100.00	2,805	0	-100.00
THAILAND	28,000	55,200	97.14	29,099	22,973	-21.05
SINGAPORE	434,575	476,861	9.73	424,554	465,812	9.72
PHILIPPINES	23	394,948	1,717,065.22	1,878	592,305	31,439.14
MALAYSIA	174,255	135,978	-21.97	163,882	155,897	-4.87
BRUNEI DARUSSALAM	0	1,037	-	0	3,956	-
VIET NAM	1,468,128	1,100,098	-25.07	715,814	523,651	-26.85
MALDIVES	864	1,039	20.25	1,853	2,309	24.61
INDIA	4,240	229,291	5,307.81	3,477	146,199	4,104.75
PAKISTAN	2,500	2,477	-0.92	1,925	2,676	39.01
BANGLADESH	40,600	0	-100.00	18,035	0	-100.00
SAUDI ARABIA	5,967	0	-100.00	4,780	0	-100.00
ISRAEL	97,384	76,110	-21.85	60,185	59,668	-0.86
JORDAN	203	0	-100.00	1,727	0	-100.00
TURKEY	18,500	0	-100.00	9,946	0	-100.00
UNITED ARAB EMIRATES	0	124	-	0	486	-
KENYA	24,000	0	-100.00	9,840	0	-100.00
TOGO	96,000	0	-100.00	39,920	0	-100.00
BENIN	1,958	0	-100.00	675	0	-100.00
SOUTH AFRICA	105,550	339,850	221.98	44,869	150,590	235.62
AUSTRALIA	75,265	103,001	36.85	59,538	81,197	36.38
NEW ZEALAND	214,247	99,000	-53.79	134,568	67,251	-50.02
VANUATU	0	465	-	0	262	-
COOK ISLANDS	3,435	0	-100.00	4,598	0	-100.00
FIJI	0	24,000	-	0	12,960	-
EAST TIMOR	5,445	23,781	336.75	9,140	41,499	354.04
UNITED STATES	2,193,530	2,923,848	33.29	1,563,437	2,098,491	34.22
CANADA	135,328	117,199	-13.40	80,093	104,800	30.85
GUATEMALA	48,000	0	-100.00	21,292	0	-100.00
SURINAME	0	229	-	0	705	-
UNITED KINGDOM	30,750	35,500	15.45	20,197	23,511	16.41
NETHERLANDS	398,741	33,880	-91.50	281,819	31,159	-88.94
GERMANY, FED. REP. OF	39	50	28.21	156	10	-93.59
BELGIUM	0	16,000	-	0	33,360	-
NORWAY	229,500	173,948	-24.21	141,880	101,907	-28.17
FINLAND	207	0	-100.00	1,840	0	-100.00
ITALY	280	0	-100.00	60	0	-100.00
SPAIN	16,489	0	-100.00	8,700	0	-100.00
PORTUGAL	61,050	0	-100.00	43,150	0	-100.00
-MAKANAN OLAHAN LAINNYA	139,006,166	186,329,231	34.04	293,203,370	425,612,798	45.16
JAPAN	2,107,101	1,938,506	-8.00	8,156,172	6,786,701	-16.79
HONG KONG	3,983,199	4,384,102	10.06	22,978,458	26,442,954	15.08
KOREA, DEMOCRATIC PEOPLE'S	12,042	19,104	58.64	12,711	26,065	105.06
KOREA, REPUBLIC OF	2,226,243	3,321,555	49.20	3,808,928	4,428,685	16.27
TAIWAN	7,730,051	7,513,404	-2.80	11,774,353	12,956,384	10.04
CHINA	1,917,064	3,304,398	72.37	4,100,699	10,241,560	149.75
MONGOLIA	0	37,936	-	0	66,922	-
MACAU	21,847	191	-99.13	153,869	167,322	8.74
PAPUA NEW GUINEA	1,488,380	1,648,812	10.78	3,723,992	4,668,311	25.36
THAILAND	5,731,839	5,194,990	-9.37	12,120,564	12,336,977	1.79
SINGAPORE	5,913,195	5,667,211	-4.16	43,581,881	51,574,199	18.34
PHILIPPINES	17,407,641	34,370,966	97.45	29,483,367	75,584,138	156.36
MALAYSIA	25,917,984	38,352,220	47.98	34,420,207	53,510,569	55.46
MYANMAR (FORM. BURMA)	66,695	100,168	50.19	181,587	218,740	20.46
CAMBODIA	43,243	124,005	186.76	352,605	830,637	135.57
BRUNEI DARUSSALAM	1,293,567	1,569,901	21.36	2,233,088	3,360,332	50.48

TABEL 5. PERKEMBANGAN EKSPOR INDONESIA MENURUT KOMODITI DAN NEGARA TUJUAN

JENIS BARANG	BERAT BERSIH (KG)		PERUB	NILAI FOB (US \$)		PERUB
	JAN-MEI 2009	JAN-MEI 2010	%	JAN-MEI 2009	JAN-MEI 2010	%
	(1)	(2)	(3)	(4)	(5)	(6)
LAO PEOPLE'S DEMOCRATIC RE	6,000	0	-100.00	17,025	0	-100.00
NEPAL	0	10,926	-	0	17,137	-
VIET NAM	4,579,851	6,937,369	51.48	10,756,731	17,744,943	64.97
MALDIVES	406,738	382,002	-6.08	751,661	570,648	-24.08
INDIA	730,811	1,265,464	73.16	1,196,894	1,775,504	48.34
PAKISTAN	417,543	7,638,236	1,729.33	1,172,741	10,349,259	782.48
BANGLADESH	302,595	100,033	-66.94	585,337	240,101	-58.98
SRI LANKA	69,926	147,528	110.98	108,368	231,011	113.17
AFGHANISTAN	77,070	118,639	53.94	315,224	459,819	45.87
IRAQ	20,088	0	-100.00	27,551	0	-100.00
IRAN (ISLAMIC REPUBLIC OF)	33,098	44,895	35.64	94,251	94,898	0.69
SAUDI ARABIA	7,116,360	8,028,740	12.82	19,476,061	22,806,882	17.10
ISRAEL	671,842	505,707	-24.73	877,119	987,069	12.54
KUWAIT	241,928	374,866	54.95	567,107	643,185	13.42
JORDAN	1,172,366	1,012,222	-13.66	2,273,019	2,515,214	10.66
LEBANON	312,206	343,053	9.88	637,756	826,792	29.64
YEMEN	309,423	632,037	104.26	515,596	1,331,048	158.16
OMAN	82,840	85,744	3.51	180,307	214,299	18.85
SYRIA ARAB REPUBLIC	124,939	87,282	-30.14	141,779	196,380	38.51
TURKEY	101,391	428,862	322.98	114,283	681,647	496.46
UNITED ARAB EMIRATES	2,877,301	2,016,527	-29.92	5,598,942	4,630,475	-17.30
QATAR	168,304	135,662	-19.39	309,473	166,783	-46.11
BAHRAIN	236,488	345,691	46.18	401,144	604,598	50.72
CYPRUS	17,848	16,834	-5.68	26,982	27,007	0.09
EGYPT	271,867	320,169	17.77	492,407	626,083	27.15
LIBYAN ARAB JAMAHIRIYA	22,098	74,385	236.61	135,357	185,978	37.40
MOROCCO	128,436	7,526	-94.14	105,054	14,052	-86.62
ALGERIA	4,712	62,372	1,223.68	13,974	70,288	402.99
SUDAN	86	31	-63.95	375	193	-48.53
ERITREA	9,543	9,540	-0.03	39,720	39,750	0.08
NAMIBIA	5,769	1,037	-82.02	4,808	6,489	34.96
ETHIOPIA	2,591	0	-100.00	31,306	0	-100.00
TANZANIA, UNITED REPUBLIC OF	14,610	16,052	9.87	14,345	14,762	2.91
MADAGASCAR	140,871	506,655	259.66	163,806	588,683	259.38
KENYA	230,933	185,284	-19.77	434,848	319,603	-26.50
REUNION	0	4,997	-	0	6,247	-
MOZAMBIQUE	0	9,937	-	0	17,089	-
TOGO	11,478	155,241	1,252.51	72,405	373,173	415.40
GHANA	268,671	203,650	-24.20	479,780	370,765	-22.72
LIBERIA	0	9,600	-	0	40,000	-
GUINEA	70,849	51,886	-26.77	221,838	141,646	-36.15
ANGOLA	135,849	122,453	-9.86	311,540	214,446	-31.17
CONGO	0	17	-	0	20	-
CAMEROON	24,988	17,541	-29.80	45,782	34,154	-25.40
NIGERIA	2,861,509	1,975,522	-30.96	5,776,077	9,483,552	64.19
SIERRA LEONE	7,948	11,808	48.57	33,120	45,080	36.11
GABON	20,982	0	-100.00	17,651	0	-100.00
COTE D'IVOIRE	10,000	93	-99.07	195,782	134	-99.93
SENEGAL	30,449	11,551	-62.06	225,964	42,875	-81.03
MAURITANIA	7,700	0	-100.00	23,954	0	-100.00
MALI	391	25,248	6,357.29	775	229,416	29,502.06
BENIN	56,590	225,828	299.06	106,399	428,016	302.27
GUINEA BISSAU	0	4	-	0	24	-
GAMBIA	22,607	66,480	194.07	90,590	277,000	205.77
SEYCHELLES	28,133	29,049	3.26	59,693	88,775	48.72
UGANDA	9,829	2,916	-70.33	20,018	10,818	-45.96
DJIBOUTI	7,198	6,982	-3.00	29,411	33,909	15.29
SAO TOME AND PRINCIPE	4,995	3,811	-23.70	9,277	5,400	-41.79
SOUTH AFRICA	463,686	1,333,783	187.65	755,716	2,182,185	188.76
MALAWI	0	10,052	-	0	23,599	-
COMOROS	0	1,251	-	0	3,142	-
MAURITIUS	260,338	313,429	20.39	507,431	600,547	18.35
VIRGIN ISLANDS (BRITISH)	0	688	-	0	3,420	-
AUSTRALIA	6,701,270	7,893,805	17.80	12,094,278	18,692,270	54.55
NEW ZEALAND	1,237,580	1,121,031	-9.42	2,310,958	2,386,918	3.29
MICRONESIA, FEDERATED STAT	14,946	12,210	-18.31	33,894	32,127	-5.21
GUAM	4,485	5,715	27.42	42,375	63,192	49.13
NAURU	5,674	18,205	220.85	9,568	39,421	312.01
NEW CALEDONIA	65,482	91,403	39.58	132,380	168,394	27.21
NORTHERN MARIANA ISLANDS	8,027	15,600	94.34	22,041	39,162	77.68
VANUATU	26,277	66,234	152.06	32,638	108,948	233.81
AMERICAN SAMOA	46,733	16,277	-65.17	67,423	28,425	-57.84
COOK ISLANDS	24,457	17,041	-30.32	36,437	34,543	-5.20
FIJI	190,902	341,796	79.04	371,386	652,371	75.66
KIRIBATI	19,229	28,441	47.91	43,063	57,817	34.26
MARSHALL ISLANDS	7,035	7,546	7.26	13,754	20,043	45.72
SAMOA	48,156	68,863	43.00	94,561	146,414	54.84
SOLOMON ISLANDS	272,651	370,677	35.95	453,768	640,875	41.23

TABEL 5. PERKEMBANGAN EKSPOR INDONESIA MENURUT KOMODITI DAN NEGARA TUJUAN

JENIS BARANG	BERAT BERSIH (KG)		PERUB	NILAI FOB (US \$)		PERUB
	JAN-MEI 2009	JAN-MEI 2010	%	JAN-MEI 2009	JAN-MEI 2010	%
(1)	(2)	(3)	(4)	(5)	(6)	(7)
TONGA	226,205	224,778	-0.63	315,960	291,201	-7.84
TUVALU	9,450	4,734	-49.90	18,047	7,364	-59.20
EAST TIMOR	5,055,636	5,570,833	10.19	5,574,966	6,568,151	17.82
UNITED STATES	10,009,121	9,252,036	-7.56	17,994,635	21,308,297	18.41
CANADA	885,509	760,453	-14.12	1,461,611	2,179,867	49.14
MEXICO	415,755	610,892	46.94	826,403	1,096,700	32.71
PANAMA	6,750	4,208	-37.66	12,500	16,940	35.52
CUBA	3,718	0	-100.00	5,473	0	-100.00
SURINAME	50,740	63,801	25.74	101,288	123,844	22.27
CHILE	4,903	21,010	328.51	16,689	133,426	699.48
VENEZUELA	51,000	178,060	249.14	33,150	85,810	158.85
ARGENTINA	13,965	10,000	-28.39	31,315	10,600	-66.15
BRAZIL	381,664	539,687	41.40	157,835	323,932	105.23
COLOMBIA	15,121	15,319	1.31	33,794	70,164	107.62
URUGUAY	5,500	500	-90.91	9,736	6,675	-31.44
GUYANA	3,380	18,290	441.12	4,781	32,842	586.93
TRINIDAD AND TOBAGO	0	17,106	-	0	31,060	-
PUERTO RICO	608,413	763,872	25.55	818,909	1,011,747	23.55
DOMINICAN REPUBLIC	141,000	360,057	155.36	34,390	155,042	350.83
COSTA RICA	24,000	24,000	0.00	17,160	27,600	60.84
HAITI	13,679	0	-100.00	17,480	0	-100.00
BARBADOS	5,559	0	-100.00	14,401	0	-100.00
DOMINICA	34,000	0	-100.00	10,000	0	-100.00
FRENCH POLYNESIA	18,688	32,329	72.99	58,582	86,243	47.22
NETHERLANDS ANTILLES	132	3,035	2,199.24	1,076	6,709	523.51
GUADELOUPE	0	20	-	0	16	-
UNITED KINGDOM	677,898	697,397	2.88	1,892,782	1,956,468	3.36
NETHERLANDS	7,129,226	8,084,532	13.40	7,780,514	10,528,045	35.31
FRANCE	85,423	81,133	-5.02	165,727	176,644	6.59
GERMANY, FED. REP. OF	493,507	619,651	25.56	1,774,602	1,434,217	-19.18
AUSTRIA	61,454	24,046	-60.87	318,219	142,157	-55.33
BELGIUM	199,534	221,767	11.14	671,212	522,705	-22.13
SWITZERLAND	11,573	5,995	-48.20	35,286	9,864	-72.05
DENMARK	300	0	-100.00	44,198	0	-100.00
NORWAY	49,465	23,852	-51.78	98,124	47,132	-51.97
SWEDEN	189,371	264,259	39.55	192,998	328,388	70.15
FINLAND	54,754	1,988,548	3,531.79	74,510	3,104,121	4,066.05
IRELAND	2,249	5,327	136.86	3,263	8,417	157.95
ITALY	95,302	121,846	27.85	505,040	667,382	32.14
SPAIN	1,333,442	697,382	-47.70	1,275,216	1,166,511	-8.52
PORTUGAL	154,484	233,217	50.97	119,717	311,087	159.85
MONTSERAT	3,130	0	-100.00	4,455	0	-100.00
GREECE	5,701	16,197	184.11	9,701	60,751	526.23
DEMOCRATIC REPUBLIC OF THE	12,803	46,323	261.81	19,780	83,946	324.40
POLAND	80,327	63,332	-21.16	251,750	347,802	38.15
ROMANIA	0	40,987	-	0	8,546	-
BULGARIA	31,979	98,860	209.14	62,762	202,338	222.39
ARMENIA	5,002	7,889	57.72	10,753	22,713	111.22
BELARUS	8,928	10,973	22.91	21,452	21,815	1.69
KAZAKHSTAN	17,856	15,000	-15.99	42,904	19,125	-55.42
KYRGYZSTAN	3,744	0	-100.00	8,996	0	-100.00
UKRAINE	81,001	31,536	-61.07	87,813	37,966	-56.76
LITHUANIA	24,744	46,118	86.38	71,996	252,845	251.19
LATVIA	0	4,218	-	0	16,085	-
ESTONIA	37,700	25,000	-33.69	15,080	27,679	83.55
CROATIA	0	35,087	-	0	55,048	-
MALTA	143,416	62,313	-56.55	259,039	113,667	-56.12
SLOVAKIA	0	4,278	-	0	35,021	-
SLOVENIA	0	9,068	-	0	14,984	-
CZECH REPUBLIC	228,416	169,088	-25.97	329,834	297,001	-9.95
RUSSIA FEDERATION	53,892	41,492	-23.01	79,907	70,670	-11.56
SEMEN	1,473,274,094	935,980,480	-36.47	58,130,736	34,476,761	-40.69
JAPAN	3,691	230,387	6,141.86	3,447	23,516	582.22
HONG KONG	896,000	2,016,000	125.00	89,924	202,329	125.00
TAIWAN	6,872,320	8,464,000	23.16	545,435	742,698	36.17
PAPUA NEW GUINEA	0	15,456	-	0	12,072	-
THAILAND	10,902	72,387	563.98	1,000	15,361	1,436.10
SINGAPORE	5,703,794	132,049	-97.68	334,694	12,339	-96.31
PHILIPPINES	67,200	483,195	619.04	6,541	131,126	1,904.68
MALAYSIA	135,705,771	232,747,210	71.51	4,801,628	8,041,736	67.48
MYANMAR (FORM. BURMA)	0	71,518	-	0	8,238	-
BRUNEI DARUSSALAM	2,500,500	2,500,500	0.00	264,653	310,737	17.41
VIET NAM	50,000	1,121,000	2,142.00	4,412	112,744	2,455.39
MALDIVES	3,000,359	2,750,000	-8.34	136,950	151,250	10.44
INDIA	178,872,452	25,050,608	-86.00	5,597,952	733,857	-86.89
BANGLADESH	119,418,181	153,263,693	28.34	3,607,262	3,866,839	7.20
SRI LANKA	347,812,711	94,992,418	-72.69	16,324,029	2,850,250	-82.54

TABEL 5. PERKEMBANGAN EKSPOR INDONESIA MENURUT KOMODITI DAN NEGARA TUJUAN

JENIS BARANG	BERAT BERSIH (KG)		PERUB	NILAI FOB (US \$)		PERUB
	JAN-MEI 2009	JAN-MEI 2010	%	JAN-MEI 2009	JAN-MEI 2010	%
(1)	(2)	(3)	(4)	(5)	(6)	(7)
UNITED ARAB EMIRATES	139,340,463	0	-100.00	4,477,009	0	-100.00
TANZANIA, UNITED REPUBLIC OF	42,022,187	0	-100.00	1,509,017	0	-100.00
MADAGASCAR	96,658,140	0	-100.00	4,185,588	0	-100.00
REUNION	625	0	-100.00	817	0	-100.00
EQUATORIAL GUINEA	21,000,000	20,000,000	-4.76	1,239,000	699,300	-43.56
TOGO	44,000,000	15,000,000	-65.91	1,413,720	524,475	-62.90
GHANA	40,000,000	130,000,000	225.00	1,285,200	4,545,450	253.68
BENIN	0	21,000,000	-	0	734,265	-
COMOROS	3,500,812	0	-100.00	192,545	0	-100.00
MAURITIUS	80,038,599	84,038,191	5.00	3,404,237	3,053,375	-10.31
AUSTRALIA	135,947,348	81,710,763	-39.90	4,760,018	3,360,610	-29.40
NEW ZEALAND	1,460,000	1,000,000	-31.51	224,840	154,000	-31.51
NORTHERN MARIANA ISLANDS	34,830,524	0	-100.00	1,393,221	0	-100.00
VANUATU	0	2,811,996	-	0	152,992	-
EAST TIMOR	23,039,593	39,786,148	72.69	1,724,056	2,966,970	72.09
UNITED STATES	174	8,100,789	4,655,525.86	215	576,492	268,035.81
FRENCH POLYNESIA	10,498,000	8,341,997	-20.54	582,044	466,222	-19.90
NETHERLANDS	15,032	0	-100.00	4,337	0	-100.00
FRANCE	7,047	0	-100.00	5,388	0	-100.00
GERMANY, FED. REP. OF	36	0	-100.00	133	0	-100.00
BELGIUM	70	0	-100.00	5	0	-100.00
DENMARK	0	4,648	-	0	200	-
SPAIN	48	0	-100.00	25	0	-100.00
PORTUGAL	61	274,587	450,042.62	137	25,698	18,657.66
UKRAINE	0	940	-	0	1,620	-
SLOVAKIA	1,093	0	-100.00	11,215	0	-100.00
RUSSIA FEDERATION	361	0	-100.00	42	0	-100.00
-DARI ROTAN	1,427,588	1,666,983	16.77	5,093,163	6,217,611	22.08
JAPAN	125,290	141,164	12.67	625,223	701,796	12.25
HONG KONG	16	41	156.25	152	204	34.21
KOREA, REPUBLIC OF	144,140	208,329	44.53	381,844	499,295	30.76
TAIWAN	26,936	4,651	-82.73	74,714	12,779	-82.90
CHINA	0	21,020	-	0	52,963	-
PAPUA NEW GUINEA	1,127	0	-100.00	923	0	-100.00
THAILAND	182	857	370.88	250	3,537	1,314.80
SINGAPORE	156	1	-99.36	291	1	-99.66
PHILIPPINES	88	0	-100.00	130	0	-100.00
MALAYSIA	4,759	1,806	-62.05	5,513	2,069	-62.47
BHUTAN	0	72	-	0	1,714	-
MALDIVES	769	904	17.56	4,920	13,586	176.14
INDIA	1,104	292	-73.55	1,374	525	-61.79
SAUDI ARABIA	11,107	149	-98.66	42,729	588	-98.62
KUWAIT	0	1,501	-	0	13,009	-
JORDAN	1,710	0	-100.00	1,541	0	-100.00
LEBANON	639	0	-100.00	1,823	0	-100.00
OMAN	35	0	-100.00	921	0	-100.00
TURKEY	3,010	2,755	-8.47	1,751	4,018	129.47
UNITED ARAB EMIRATES	5,018	1,501	-70.09	13,592	13,038	-4.08
EGYPT	19	0	-100.00	132	0	-100.00
NAMIBIA	41	0	-100.00	97	0	-100.00
REUNION	312	0	-100.00	418	0	-100.00
ANGOLA	857	0	-100.00	944	0	-100.00
SEYCHELLES	23,881	367	-98.46	41,607	600	-98.56
UGANDA	9	0	-100.00	46	0	-100.00
SOUTH AFRICA	1,593	6,721	321.91	2,330	27,469	1,078.93
MAURITIUS	119	0	-100.00	153	0	-100.00
VIRGIN ISLANDS (BRITISH)	92	0	-100.00	356	0	-100.00
AUSTRALIA	50,249	49,952	-0.59	113,619	126,297	11.16
NEW ZEALAND	9,989	18,619	86.40	31,318	61,116	95.15
GUAM	0	4	-	0	48	-
NEW CALEDONIA	983	0	-100.00	1,694	0	-100.00
VANUATU	30	342	1,040.00	119	966	711.76
UNITED STATES	177,541	241,199	35.86	1,078,616	1,477,346	36.97
CANADA	5,988	6,373	6.43	26,497	13,338	-49.66
MEXICO	1,601	0	-100.00	14,443	0	-100.00
GUATEMALA	184	416	126.09	396	855	115.91
SURINAME	0	101	-	0	85	-
CHILE	107	45	-57.94	410	272	-33.66
VENEZUELA	4	0	-100.00	18	0	-100.00
ARGENTINA	43	0	-100.00	53	0	-100.00
BRAZIL	579	199	-65.63	2,094	363	-82.66
PUERTO RICO	293	0	-100.00	991	0	-100.00
DOMINICAN REPUBLIC	3,802	0	-100.00	15,103	0	-100.00
COSTA RICA	0	983	-	0	1,608	-
ANGUILLA	222	0	-100.00	620	0	-100.00
FRENCH POLYNESIA	1,588	284	-82.12	2,344	913	-61.05
MARTINIQUE	416	0	-100.00	627	0	-100.00

TABEL 5. PERKEMBANGAN EKSPOR INDONESIA MENURUT KOMODITI DAN NEGARA TUJUAN

JENIS BARANG	BERAT BERSIH (KG)		PERUB	NILAI FOB (US \$)		PERUB
	JAN-MEI 2009	JAN-MEI 2010	%	JAN-MEI 2009	JAN-MEI 2010	%
	(1)	(2)	(3)	(4)	(5)	(6)
GUADELOUPE	341	0	-100.00	330	0	-100.00
UNITED KINGDOM	50,086	53,372	6.56	223,067	180,768	-18.96
NETHERLANDS	468,688	569,309	21.47	1,391,804	1,864,823	33.99
FRANCE	43,887	27,643	-37.01	119,418	71,956	-39.74
GERMANY, FED. REP. OF	65,256	73,835	13.15	224,838	210,040	-6.58
AUSTRIA	66	0	-100.00	114	0	-100.00
BELGIUM	65,224	154,459	136.81	255,490	490,889	92.14
SWITZERLAND	1,052	4,702	346.96	4,985	21,090	323.07
DENMARK	6,337	14,472	128.37	23,354	41,156	76.23
NORWAY	2,463	0	-100.00	4,097	0	-100.00
SWEDEN	5,800	22,990	296.38	36,885	93,632	153.85
FINLAND	7,204	14,100	95.72	42,122	158,322	275.87
IRELAND	730	0	-100.00	941	0	-100.00
ITALY	24,939	5,018	-79.88	74,576	14,462	-80.61
SPAIN	16,969	12,160	-28.34	69,776	24,366	-65.08
PORTUGAL	1,272	83	-93.47	445	420	-5.62
GREECE	11,575	1,913	-83.47	11,730	4,675	-60.14
HUNGARY	3,352	0	-100.00	3,566	0	-100.00
POLAND	3,352	0	-100.00	14,683	0	-100.00
BULGARIA	519	0	-100.00	887	0	-100.00
YUGOSLAVIA	7,319	0	-100.00	5,627	0	-100.00
KAZAKHSTAN	1,839	604	-67.16	7,112	2,394	-66.34
LITHUANIA	53	0	-100.00	170	0	-100.00
LATVIA	669	0	-100.00	2,773	0	-100.00
CROATIA	9,418	0	-100.00	9,397	0	-100.00
SLOVAKIA	10,745	46	-99.57	50,655	76	-99.85
SLOVENIA	606	277	-54.29	2,445	2,426	-0.78
CZECH REPUBLIC	11,002	446	-95.95	18,450	1,205	-93.47
RUSSIA FEDERATION	197	906	359.90	690	4,513	554.06
-DARI BAHAN LAINNYA	4,779,510	4,359,836	-8.78	12,845,877	13,222,686	2.93
JAPAN	414,129	542,099	30.90	2,307,565	1,891,026	-18.05
HONG KONG	6,741	1,047	-84.47	20,016	10,098	-49.55
KOREA, REPUBLIC OF	75,561	85,461	13.10	84,336	154,473	83.16
TAIWAN	373,591	258,182	-30.89	156,964	135,801	-13.48
CHINA	24,718	1,215	-95.08	33,136	2,619	-92.10
MACAU	0	1,548	-	0	4,337	-
PAPUA NEW GUINEA	2,350	1,233	-47.53	1,925	1,335	-30.65
THAILAND	7,504	22,490	199.71	18,504	49,808	169.17
SINGAPORE	32,357	85,986	165.74	50,131	374,532	647.11
PHILIPPINES	1,810	102	-94.36	1,662	219	-86.82
MALAYSIA	376,216	175,510	-53.35	242,402	208,667	-13.92
CAMBODIA	729	1,278	75.31	662	1,417	114.05
BRUNEI DARUSSALAM	608	795	30.76	3,216	980	-69.53
BHUTAN	0	17	-	0	420	-
VIET NAM	0	108	-	0	4,170	-
MALDIVES	21,592	11,525	-46.62	65,114	81,858	25.71
INDIA	2,719	20,228	643.95	6,552	43,951	570.80
PAKISTAN	0	11	-	0	316	-
SRI LANKA	5,596	10,965	95.94	15,211	64,139	321.66
IRAN (ISLAMIC REPUBLIC OF)	12,151	17,786	46.37	24,623	43,418	76.33
SAUDI ARABIA	8,097	13,768	70.04	19,652	18,253	-7.12
ISRAEL	3,531	8,144	130.64	2,362	13,450	469.43
KUWAIT	4,501	853	-81.05	9,342	3,790	-59.43
JORDAN	34,864	1,129	-96.76	54,952	1,546	-97.19
LEBANON	39,442	9,035	-77.09	487,983	13,087	-97.32
OMAN	819	43	-94.75	3,546	100	-97.18
SYRIA ARAB REPUBLIC	203	0	-100.00	234	0	-100.00
TURKEY	23,402	26,850	14.73	32,390	39,274	21.25
UNITED ARAB EMIRATES	16,796	17,845	6.25	62,538	61,791	-1.19
QATAR	120	567	372.50	141	8,725	6,087.94
BAHRAIN	30,000	216	-99.28	1,000	34,441	3,344.10
CYPRUS	31,843	992	-96.88	23,882	2,947	-87.66
EGYPT	1,550	1,348	-13.03	1,464	3,631	148.02
LIBYAN ARAB JAMAHIRIYA	5,868	0	-100.00	23,856	0	-100.00
MOROCCO	946	372	-60.68	1,505	636	-57.74
TUNISIA	3,675	29,078	691.24	41,745	59,110	41.60
ALGERIA	30	0	-100.00	16	0	-100.00
NAMIBIA	731	0	-100.00	590	0	-100.00
ETHIOPIA	47	0	-100.00	75	0	-100.00
TANZANIA, UNITED REPUBLIC OF	408	557	36.52	1,893	2,964	56.58
MADAGASCAR	7,767	776	-90.01	36,392	3,682	-89.88
KENYA	1,846	9	-99.51	5,118	231	-95.49
REUNION	38,150	19,836	-48.01	112,610	45,270	-59.80
MOZAMBIQUE	3,644	165	-95.47	3,866	302	-92.19
ANGOLA	7,760	1,054	-86.42	4,491	1,140	-74.62
CAMEROON	0	225	-	0	629	-
NIGERIA	4	23	475.00	4	36	800.00

TABEL 5. PERKEMBANGAN EKSPOR INDONESIA MENURUT KOMODITI DAN NEGARA TUJUAN

JENIS BARANG	BERAT BERSIH (KG)		PERUB	NILAI FOB (US \$)		PERUB
	JAN-MEI 2009	JAN-MEI 2010	%	JAN-MEI 2009	JAN-MEI 2010	%
	(1)	(2)	(3)	(4)	(5)	(6)
GABON	37	593	1,502.70	2,485	1,615	-35.01
COTE D'IVOIRE	49	915	1,767.35	155	4,863	3,037.42
SENEGAL	3,938	765	-80.57	2,052	499	-75.68
SEYCHELLES	73,046	20,504	-71.93	28,864	36,014	24.77
CENTRAL AFRICAN REPUBLIC	120	0	-100.00	400	0	-100.00
DJIBOUTI	2,315	84	-96.37	5,950	421	-92.92
SOUTH AFRICA	22,522	24,783	10.04	44,798	55,472	23.83
MAURITIUS	8,226	10,106	22.85	15,296	17,057	11.51
VIRGIN ISLANDS (BRITISH)	2,208	0	-100.00	1,142	0	-100.00
AUSTRALIA	298,606	276,642	-7.36	375,034	474,381	26.49
NEW ZEALAND	12,242	12,413	1.40	33,187	27,098	-18.35
GUAM	4,516	891	-80.27	12,982	5,652	-56.46
PALAU	7	128	1,728.57	157	365	132.48
NEW CALEDONIA	25,962	12,557	-51.63	56,320	32,259	-42.72
SAINT VINCENT AND THE GREN/	0	15	-	0	45	-
VANUATU	4,565	1,891	-58.58	5,864	4,135	-29.48
WALLIS AND FUTUNA ISLANDS	177	967	446.33	428	1,964	358.88
AMERICAN SAMOA	11	0	-100.00	194	0	-100.00
COOK ISLANDS	2,705	2,470	-8.69	8,362	16,359	95.64
FIJI	2,467	1,691	-31.46	13,363	12,663	-5.24
SAMOA	1,904	0	-100.00	8,097	0	-100.00
EAST TIMOR	1,695	4,602	171.50	1,744	2,751	57.74
UNITED STATES	552,236	715,501	29.56	3,218,418	4,175,378	29.73
CANADA	78,778	55,769	-29.21	275,477	146,632	-46.77
MEXICO	8,502	28,126	230.82	18,218	122,251	571.05
GUATEMALA	281	267	-4.98	1,221	1,592	30.38
HONDURAS	7,052	0	-100.00	9,981	0	-100.00
NICARAGUA	0	142	-	0	317	-
PANAMA	38	190	400.00	24	342	1,325.00
SURINAME	0	350	-	0	295	-
CHILE	2,211	1,739	-21.35	8,874	6,099	-31.27
VENEZUELA	1,420	12,341	769.08	5,101	36,126	608.21
ARGENTINA	13,872	31,175	124.73	17,856	36,144	102.42
BRAZIL	31,282	64,147	105.06	94,224	138,322	46.80
COLOMBIA	3,273	9,759	198.17	7,816	52,080	566.33
URUGUAY	2,040	4,659	128.38	8,058	15,347	90.46
TRINIDAD AND TOBAGO	4,522	0	-100.00	5,440	0	-100.00
BAHAMAS	40	11,531	28,727.50	38	37,871	99,560.53
JAMAICA	2,833	9,952	251.29	3,872	25,290	553.15
PUERTO RICO	2,610	523	-79.96	10,325	4,412	-57.27
DOMINICAN REPUBLIC	22,346	5,656	-74.69	43,047	11,424	-73.46
COSTA RICA	15,443	7,211	-53.31	8,598	10,538	22.56
HAITI	1,601	0	-100.00	3,524	0	-100.00
BARBADOS	45,873	16	-99.97	37,034	185	-99.50
ANGUILLA	109	0	-100.00	139	0	-100.00
ARUBA	10	0	-100.00	20	0	-100.00
BERMUDA	192	813	323.44	563	841	49.38
CAYMAN ISLANDS	0	3,621	-	0	4,140	-
DOMINICA	0	1,241	-	0	2,163	-
FRENCH GUIANA	2,143	1,777	-17.08	3,180	1,620	-49.06
FRENCH POLYNESIA	21,125	14,927	-29.34	32,431	19,910	-38.61
MARTINIQUE	14,207	7,322	-48.46	25,723	26,143	1.63
NETHERLANDS ANTILLES	2,200	294	-86.64	4,913	681	-86.14
SAINT LUCIA	0	960	-	0	4,663	-
GUADELOUPE	10,394	11,430	9.97	16,324	21,176	29.72
UNITED KINGDOM	112,711	207,551	84.14	338,433	750,071	121.63
NETHERLANDS	184,133	188,000	2.10	326,318	271,426	-16.82
FRANCE	370,611	292,748	-21.01	783,330	695,187	-11.25
GERMANY, FED. REP. OF	240,731	160,982	-33.13	777,074	429,107	-44.78
AUSTRIA	15,078	3,088	-79.52	24,584	13,653	-44.46
BELGIUM	146,511	135,682	-7.39	256,243	162,258	-36.68
SWITZERLAND	8,188	15,500	89.30	33,437	38,593	15.42
LUXEMBOURG	1	0	-100.00	10	0	-100.00
DENMARK	16,981	11,733	-30.91	42,835	51,050	19.18
NORWAY	4,024	556	-86.18	27,277	1,824	-93.31
SWEDEN	28,061	8,354	-70.23	42,758	13,380	-68.71
FINLAND	6,184	3,347	-45.88	18,480	5,854	-68.32
IRELAND	449	2,382	430.51	860	3,260	279.07
ITALY	216,302	206,719	-4.43	621,688	683,061	9.87
SPAIN	201,752	197,382	-2.17	498,028	669,796	34.49
PORTUGAL	11,473	14,658	27.76	31,247	41,343	32.31
GREECE	49,826	44,189	-11.31	135,192	127,816	-5.46
HUNGARY	37,901	10,692	-71.79	125,687	16,052	-87.23
POLAND	56,809	69,133	21.69	119,112	174,112	46.18
ROMANIA	2,334	3,910	67.52	5,607	7,188	28.20
BULGARIA	15,514	4,711	-69.63	18,974	9,859	-48.04
YUGOSLAVIA	1,154	183	-84.14	970	642	-33.81
ALBANIA	3,657	0	-100.00	2,835	0	-100.00

TABEL 5. PERKEMBANGAN EKSPOR INDONESIA MENURUT KOMODITI DAN NEGARA TUJUAN

JENIS BARANG	BERAT BERSIH (KG)		PERUB	NILAI FOB (US \$)		PERUB
	JAN-MEI 2009	JAN-MEI 2010	%	JAN-MEI 2009	JAN-MEI 2010	%
	(1)	(2)	(3)	(4)	(5)	(6)
UKRAINE	600	1,726	187.67	1,131	5,519	387.98
LITHUANIA	212	0	-100.00	622	0	-100.00
LATVIA	70,375	168	-99.76	112,190	1,100	-99.02
ESTONIA	842	1,170	38.95	1,786	4,551	154.82
GEORGIA	0	125	-	0	376	-
CROATIA	14,245	14,595	2.46	31,743	16,984	-46.50
MALTA	144	770	434.72	1,458	1,535	5.28
SLOVAKIA	124	800	545.16	692	1,290	86.42
SLOVENIA	8,840	5,883	-33.45	10,541	10,974	4.11
CZECH REPUBLIC	12,231	4,362	-64.34	6,376	12,833	101.27
RUSSIA FEDERATION	3,145	4,810	52.94	7,380	17,778	140.89
-DARI ROTAN	47,672,977	43,914,432	-7.88	113,746,623	126,252,881	10.99
JAPAN	5,331,439	5,837,217	9.49	17,540,286	19,452,984	10.90
HONG KONG	30,200	53,854	78.32	91,439	743,179	712.76
KOREA, REPUBLIC OF	470,611	680,110	44.52	732,408	1,541,988	110.54
TAIWAN	370,904	557,394	50.28	578,433	895,805	54.87
CHINA	124,767	201,513	61.51	255,662	360,300	40.93
MACAU	205	1,505	634.15	568	36,684	6,358.45
PAPUA NEW GUINEA	364	10,406	2,758.79	12,292	9,467	-22.98
THAILAND	107,564	94,527	-12.12	359,058	258,935	-27.88
SINGAPORE	328,198	407,908	24.29	1,336,489	1,945,999	45.61
PHILIPPINES	39,487	34,274	-13.20	61,344	78,710	28.31
MALAYSIA	1,612,423	1,090,674	-32.36	1,796,366	1,828,815	1.81
MYANMAR (FORM. BURMA)	32	0	-100.00	60	0	-100.00
CAMBODIA	0	36,177	-	0	189,123	-
BRUNEI DARUSSALAM	42,323	22,528	-46.77	50,775	27,028	-46.77
VIET NAM	73,784	168,765	128.73	547,322	1,041,271	90.25
MALDIVES	159,755	73,337	-54.09	501,368	246,072	-50.92
INDIA	79,699	113,958	42.99	236,798	671,005	183.37
PAKISTAN	1,171	3,337	184.97	2,530	4,249	67.94
BANGLADESH	399	0	-100.00	5,207	0	-100.00
SRI LANKA	2,438	4,048	66.04	7,703	6,627	-13.97
IRAQ	3,000	0	-100.00	8,256	0	-100.00
IRAN (ISLAMIC REPUBLIC OF)	12,768	13,321	4.33	65,727	51,656	-21.41
SAUDI ARABIA	120,161	135,077	12.41	219,364	316,744	44.39
ISRAEL	54,958	65,787	19.70	110,690	143,502	29.64
KUWAIT	74,537	40,270	-45.97	92,626	58,664	-36.67
JORDAN	29,904	21,306	-28.75	107,008	59,217	-44.66
LEBANON	332,759	294,459	-11.51	867,544	852,009	-1.79
YEMEN	1,550	0	-100.00	4,000	0	-100.00
OMAN	18,258	27,842	52.49	72,230	18,320	-74.64
SYRIA ARAB REPUBLIC	66,657	28,759	-56.86	135,343	86,547	-36.05
TURKEY	383,972	371,857	-3.16	854,696	981,816	14.87
UNITED ARAB EMIRATES	131,371	129,620	-1.33	404,680	394,849	-2.43
QATAR	42,633	16,150	-62.12	352,539	125,939	-64.28
BAHRAIN	3,914	5,687	45.30	10,797	16,268	50.67
CYPRUS	93,849	34,904	-62.81	408,958	114,106	-72.10
EGYPT	163,504	57,403	-64.89	289,681	201,020	-30.61
LIBYAN ARAB JAMAHIRIYA	2,245	60,517	2,595.63	7,500	65,346	771.28
MOROCCO	159,122	21,140	-86.71	407,843	71,086	-82.57
TUNISIA	24,575	30,360	23.54	59,227	135,781	129.26
ALGERIA	6,429	10,656	65.75	14,438	15,622	8.20
SUDAN	53,300	11,154	-79.07	139,046	57,404	-58.72
NAMIBIA	24,012	11,290	-52.98	78,177	30,858	-60.53
TANZANIA, UNITED REPUBLIC OF	5,394	8,289	53.67	14,003	33,660	140.38
MADAGASCAR	6,668	28,143	322.06	2,926	170,749	5,735.58
KENYA	5,186	5,238	1.00	15,871	33,409	110.50
REUNION	134,470	192,826	43.40	322,872	371,536	15.07
MOZAMBIQUE	63,165	5,994	-90.51	156,030	10,748	-93.11
EQUATORIAL GUINEA	0	5,079	-	0	4,920	-
TOGO	0	132	-	0	252	-
GHANA	0	2,460	-	0	17,384	-
LIBERIA	0	225	-	0	132	-
ANGOLA	17,466	0	-100.00	19,003	0	-100.00
CONGO	44,347	1,339	-96.98	43,699	1,375	-96.85
CAMEROON	615	337	-45.20	6,884	942	-86.32
NIGERIA	803	1,556	93.77	4,200	2,344	-44.19
GABON	0	7,960	-	0	26,866	-
COTE D'IVOIRE	20,770	182	-99.12	25,589	273	-98.93
SENEGAL	0	14,871	-	0	95,622	-
BENIN	664	7,214	986.45	3,470	7,150	106.05
GUINEA BISSAU	0	3,615	-	0	17,952	-
U.S. VIRGIN ISLANDS	452	34	-92.48	960	940	-2.08
SEYCHELLES	23,637	32,304	36.67	61,872	141,050	127.97
UGANDA	2,808	0	-100.00	14,910	0	-100.00
DJIBOUTI	3,540	3,216	-9.15	5,499	13,334	142.48
SWAZILAND	0	4,800	-	0	6,200	-

TABEL 5. PERKEMBANGAN EKSPOR INDONESIA MENURUT KOMODITI DAN NEGARA TUJUAN

JENIS BARANG	BERAT BERSIH (KG)		PERUB	NILAI FOB (US \$)		PERUB
	JAN-MEI 2009	JAN-MEI 2010	%	JAN-MEI 2009	JAN-MEI 2010	%
	(1)	(2)	(3)	(4)	(5)	(6)
SOUTH AFRICA	368,263	530,148	43.96	1,065,363	1,421,716	33.45
ZIMBABWE	0	1,193	-	0	6,935	-
MAURITIUS	41,964	76,985	83.45	83,860	157,333	87.61
VIRGIN ISLANDS (BRITISH)	2,803	12,419	343.06	10,823	49,480	357.17
AUSTRALIA	1,309,346	1,343,735	2.63	2,987,720	3,130,980	4.79
NEW ZEALAND	47,649	82,849	73.87	90,546	110,023	21.51
GUAM	11,291	27,002	139.15	16,256	68,702	322.63
PALAU	11,433	0	-100.00	23,500	0	-100.00
NEW CALEDONIA	63,397	95,462	50.58	105,171	268,763	155.55
NORTHERN MARIANA ISLANDS	0	8,494	-	0	22,363	-
VANUATU	12,151	22,848	88.03	42,066	38,375	-8.77
WALLIS AND FUTUNA ISLANDS	2,756	2,222	-19.38	4,135	4,455	7.74
AMERICAN SAMOA	0	1,452	-	0	9,956	-
COOK ISLANDS	340	825	142.65	500	2,000	300.00
FIJI	9,400	2,015	-78.56	48,085	13,065	-72.83
TONGA	0	8,016	-	0	5,925	-
EAST TIMOR	96,323	287,872	198.86	129,034	284,172	120.23
UNITED STATES	2,813,576	4,214,102	49.78	9,918,732	14,888,163	50.10
CANADA	268,327	485,054	80.77	928,365	1,715,177	84.75
MEXICO	237,080	179,580	-24.25	621,832	443,662	-28.65
GUATEMALA	7,567	5,435	-28.17	27,935	42,995	53.91
HONDURAS	0	8,543	-	0	18,703	-
NICARAGUA	0	2,655	-	0	9,059	-
PANAMA	31,423	24,006	-23.60	98,100	67,702	-30.99
SURINAME	19,756	19,558	-1.00	29,635	42,007	41.75
CHILE	20,771	23,216	11.77	112,052	100,449	-10.36
VENEZUELA	25,995	17,148	-34.03	52,778	43,851	-16.91
ARGENTINA	35,528	13,904	-60.86	117,279	43,353	-63.03
BRAZIL	61,863	101,203	63.59	198,321	336,460	69.65
COLOMBIA	28,859	59,919	107.63	112,255	194,209	73.01
BOLIVIA	59	0	-100.00	491	0	-100.00
URUGUAY	10,093	20,587	103.97	31,589	34,186	8.22
PARAGUAY	2,508	6,645	164.95	9,674	26,366	172.54
ECUADOR	21,161	5,911	-72.07	100,466	24,330	-75.78
PERU	27,427	0	-100.00	77,729	0	-100.00
GUYANA	2,160	0	-100.00	11,484	0	-100.00
TRINIDAD AND TOBAGO	10,868	11,339	4.33	29,314	46,954	60.18
BAHAMAS	0	110	-	0	585	-
JAMAICA	3,241	368	-88.65	3,865	391	-89.88
PUERTO RICO	21,891	3,090	-85.88	65,574	12,848	-80.41
BELIZE	1,967	8,109	312.25	19,639	19,064	-2.93
DOMINICAN REPUBLIC	32,245	10,178	-68.44	129,201	18,444	-85.72
EL SALVADOR	0	2,655	-	0	9,059	-
COSTA RICA	12,996	3,650	-71.91	37,160	2,040	-94.51
BARBADOS	0	3,789	-	0	7,640	-
ANTIGUA AND BARBUDA	3,500	133	-96.20	18,665	25	-99.87
ANGUILLA	3,534	10,161	187.52	14,433	39,541	173.96
ARUBA	17,461	6,584	-62.29	33,122	15,548	-53.06
BERMUDA	3,425	0	-100.00	16,752	0	-100.00
CAPE VERDE	5,607	9,836	75.42	15,923	14,171	-11.00
CAYMAN ISLANDS	709	11,566	1,531.31	12,210	14,355	17.57
DOMINICA	0	1,454	-	0	6,824	-
FRENCH GUIANA	27,495	26,837	-2.39	60,989	67,067	9.97
FRENCH POLYNESIA	81,176	213,725	163.29	186,924	381,780	104.24
GRENADA	0	2,533	-	0	1,474	-
MARTINIQUE	43,674	53,286	22.01	119,219	136,564	14.55
NETHERLANDS ANTILLES	57,979	39,916	-31.15	155,890	152,621	-2.10
NORFOLK ISLANDS	0	2,622	-	0	10,363	-
SAINT LUCIA	1,750	0	-100.00	9,768	0	-100.00
TURKS AND CAICOS ISLANDS	0	2,191	-	0	6,478	-
GUADELOUPE	89,598	132,030	47.36	232,293	364,866	57.07
SAINT KITTS AND NEVIS	0	1,317	-	0	2,954	-
UNITED KINGDOM	10,869,517	5,202,392	-52.14	6,746,769	10,434,232	54.66
NETHERLANDS	2,440,575	2,707,136	10.92	7,480,224	7,163,254	-4.24
FRANCE	1,858,992	1,804,418	-2.94	4,574,804	4,537,838	-0.81
GERMANY, FED. REP. OF	5,970,076	5,409,811	-9.38	18,061,115	15,863,558	-12.17
AUSTRIA	51,392	70,943	38.04	118,433	127,617	7.75
BELGIUM	1,779,958	2,109,486	18.51	5,964,567	7,262,579	21.76
SWITZERLAND	59,598	56,823	-4.66	148,327	171,526	15.64
DENMARK	221,019	240,302	8.72	940,750	973,835	3.52
NORWAY	86,982	294,060	238.07	408,384	1,211,144	196.57
SWEDEN	149,366	436,964	192.55	934,463	1,832,340	96.08
FINLAND	422,480	238,578	-43.53	1,344,615	867,844	-35.46
IRELAND	169,642	40,237	-76.28	297,868	64,376	-78.39
ITALY	2,359,914	2,267,521	-3.92	6,412,855	6,169,922	-3.79
SPAIN	1,466,168	1,257,525	-14.23	4,360,615	3,442,840	-21.05
PORTUGAL	198,520	183,842	-7.39	577,189	477,555	-17.26
ICELAND	2,260	23,673	947.48	6,275	67,575	976.89

TABEL 5. PERKEMBANGAN EKSPOR INDONESIA MENURUT KOMODITI DAN NEGARA TUJUAN

JENIS BARANG	BERAT BERSIH (KG)		PERUB	NILAI FOB (US \$)		PERUB
	JAN-MEI 2009	JAN-MEI 2010	%	JAN-MEI 2009	JAN-MEI 2010	%
(1)	(2)	(3)	(4)	(5)	(6)	(7)
GREECE	839,070	528,075	-37.06	1,985,844	1,386,534	-30.18
DEMOCRATIC REPUBLIC OF THE	3,920	0	-100.00	10,004	0	-100.00
HUNGARY	38,380	24,386	-36.46	151,846	124,330	-18.12
POLAND	517,153	365,994	-29.23	1,525,326	1,054,927	-30.84
ROMANIA	194,484	148,136	-23.83	529,266	422,540	-20.16
BULGARIA	90,832	50,387	-44.53	179,866	85,016	-52.73
YUGOSLAVIA	9,584	4,147	-56.73	34,367	14,458	-57.93
ALBANIA	554	8,950	1,515.52	240	9,707	3,944.58
ARMENIA	2,320	9,200	296.55	10,984	16,456	49.82
KAZAKHSTAN	12,855	8,030	-37.53	48,784	34,045	-30.21
UKRAINE	93,083	225,504	142.26	282,418	687,598	143.47
UZBEKISTAN	0	8,226	-	0	20,912	-
LITHUANIA	24,297	57,000	134.60	84,012	111,796	33.07
LATVIA	47,937	49,199	2.63	201,390	139,512	-30.73
ESTONIA	43,790	42,082	-3.90	155,638	131,416	-15.56
GEORGIA	0	6,299	-	0	10,253	-
CROATIA	88,702	76,752	-13.47	283,408	219,301	-22.62
MALTA	2,062	19,750	857.81	15,627	36,852	135.82
SLOVAKIA	13,688	22,317	63.04	2,000	52,957	2,547.85
SLOVENIA	78,825	54,041	-31.44	221,455	147,568	-33.36
CZECH REPUBLIC	51,913	27,154	-47.69	133,768	74,562	-44.26
RUSSIA FEDERATION	493,458	481,705	-2.38	1,772,144	1,755,702	-0.93
-DARI BAHAN LAINNYA	228,637,014	307,632,328	34.55	583,655,179	802,464,797	37.49
JAPAN	33,698,204	40,717,656	20.83	64,434,711	75,650,318	17.41
HONG KONG	240,321	335,763	39.71	690,246	880,108	27.51
KOREA, DEMOCRATIC PEOPLE'S	0	13,131	-	0	11,673	-
KOREA, REPUBLIC OF	4,114,877	6,010,763	46.07	8,923,629	12,254,865	37.33
TAIWAN	2,726,007	4,052,803	48.67	6,655,837	10,659,260	60.15
CHINA	1,277,317	2,945,226	130.58	2,112,240	5,216,002	146.94
MACAU	85,588	2,320	-97.29	256,962	10,630	-95.86
PAPUA NEW GUINEA	9,463	5,409	-42.84	12,041	17,242	43.19
THAILAND	272,342	202,349	-25.70	406,061	457,949	12.78
SINGAPORE	2,165,196	2,829,526	30.68	5,068,640	6,774,080	33.65
PHILIPPINES	629,010	664,298	5.61	565,580	745,360	31.79
MALAYSIA	8,646,132	8,406,051	-2.78	10,054,278	14,125,357	40.49
CAMBODIA	9,752	4,795	-50.83	13,438	4,738	-64.74
BRUNEI DARUSSALAM	105,923	101,733	-3.96	148,479	111,443	-24.94
LAO PEOPLE'S DEMOCRATIC RE	0	1,466	-	0	10,396	-
VIET NAM	66,201	39,936	-39.67	184,702	152,224	-17.58
MALDIVES	577,716	218,672	-62.15	1,082,081	637,399	-41.10
INDIA	951,116	1,486,300	56.27	1,134,066	1,803,747	59.05
PAKISTAN	4,988	4,701	-5.75	11,415	22,413	96.35
BANGLADESH	48,215	5,249	-89.11	119,043	18,038	-84.85
SRI LANKA	218,315	126,283	-42.16	234,598	223,293	-4.82
IRAQ	0	16,665	-	0	28,456	-
IRAN (ISLAMIC REPUBLIC OF)	86,034	149,089	73.29	210,243	386,489	83.83
SAUDI ARABIA	937,741	845,620	-9.82	1,253,123	1,328,290	6.00
ISRAEL	624,395	681,430	9.13	1,269,331	1,704,521	34.28
KUWAIT	538,617	1,059,481	96.70	818,218	1,403,679	71.55
JORDAN	139,301	62,661	-55.02	275,641	274,183	-0.53
LEBANON	424,231	424,417	0.04	992,116	1,239,641	24.95
YEMEN	171,231	166,010	-3.05	265,599	199,844	-24.76
OMAN	120,787	93,373	-22.70	146,774	154,008	4.93
SYRIA ARAB REPUBLIC	80,840	21,642	-73.23	118,518	88,154	-25.62
TURKEY	763,453	1,287,520	68.64	3,244,697	4,842,375	49.24
UNITED ARAB EMIRATES	15,099,016	10,494,275	-30.50	11,789,339	9,448,733	-19.85
QATAR	80,403	139,019	72.90	173,129	413,077	138.59
BAHRAIN	101,574	153,124	50.75	254,350	409,227	60.89
CYPRUS	158,950	134,123	-15.62	753,542	640,872	-14.95
EGYPT	379,802	356,693	-6.08	507,048	735,094	44.98
LIBYAN ARAB JAMAHIRIYA	471,403	310,698	-34.09	481,065	418,606	-12.98
MOROCCO	378,548	172,741	-54.37	539,120	356,816	-33.82
TUNISIA	62,306	74,233	19.14	345,759	565,529	63.56
ALGERIA	89,896	41,625	-53.70	127,884	64,893	-49.26
SUDAN	70,772	137,868	94.81	77,265	210,376	172.28
ERITREA	0	9,491	-	0	147,390	-
NAMIBIA	160,368	162,456	1.30	154,192	119,494	-22.50
ETHIOPIA	81,803	83,766	2.40	103,608	92,854	-10.38
TANZANIA, UNITED REPUBLIC OF	467,374	486,935	4.19	459,132	443,066	-3.50
MADAGASCAR	19,272	6,747	-64.99	22,413	11,023	-50.82
KENYA	215,909	117,333	-45.66	267,207	104,881	-60.75
REUNION	672,867	686,636	2.05	3,391,831	1,317,859	-61.15
MOZAMBIQUE	66,285	59,991	-9.50	193,736	184,015	-5.02
EQUATORIAL GUINEA	0	4,579	-	0	7,800	-
TOGO	25,106	0	-100.00	16,169	0	-100.00
GHANA	51,838	0	-100.00	94,670	0	-100.00
GUINEA	20,546	0	-100.00	39,778	0	-100.00

TABEL 5. PERKEMBANGAN EKSPOR INDONESIA MENURUT KOMODITI DAN NEGARA TUJUAN

JENIS BARANG	BERAT BERSIH (KG)		PERUB	NILAI FOB (US \$)		PERUB
	JAN-MEI 2009	JAN-MEI 2010	%	JAN-MEI 2009	JAN-MEI 2010	%
	(1)	(2)	(3)	(4)	(5)	(6)
ANGOLA	480,987	341,762	-28.95	543,771	302,039	-44.45
CONGO	24,766	51,562	108.20	54,290	58,917	8.52
CAMEROON	23,661	53	-99.78	12,156	153	-98.74
NIGERIA	54,011	34,108	-36.85	84,112	90,419	7.50
SIERRA LEONE	13,459	0	-100.00	20,930	0	-100.00
GABON	14,397	24,183	67.97	30,359	63,089	107.81
COTE D'IVOIRE	23,536	16,105	-31.57	21,623	132,014	510.53
SENEGAL	4,160	24,389	486.27	2,168	113,216	5,122.14
MAURITANIA	0	3,348	-	0	9,342	-
BENIN	327,051	41,435	-87.33	524,408	73,740	-85.94
U.S. VIRGIN ISLANDS	34,658	22,307	-35.64	87,236	47,943	-45.04
SEYCHELLES	76,732	112,186	46.20	225,135	316,054	40.38
UGANDA	0	18,304	-	0	24,665	-
DJIBOUTI	439,520	119,487	-72.81	293,510	63,326	-78.42
SAO TOME AND PRINCIPE	563	0	-100.00	200	0	-100.00
SWAZILAND	0	580	-	0	750	-
SOUTH AFRICA	1,203,635	1,513,078	25.71	2,506,532	2,784,883	11.11
ZAMBIA	10,525	0	-100.00	10,010	0	-100.00
COMOROS	0	447	-	0	1,122	-
MAURITIUS	297,432	228,935	-23.03	620,867	494,459	-20.36
RWANDA	39,382	24,855	-36.89	49,092	25,327	-48.41
VIRGIN ISLANDS (BRITISH)	23,729	10,903	-54.05	68,902	36,571	-46.92
AUSTRALIA	8,136,803	8,789,348	8.02	15,091,221	18,565,908	23.02
NEW ZEALAND	453,587	925,019	103.93	974,906	1,711,254	75.53
MICRONESIA, FEDERATED STAT	681	0	-100.00	665	0	-100.00
GUAM	10,230	5,466	-46.57	16,556	8,834	-46.64
PALAU	275	0	-100.00	566	0	-100.00
NEW CALEDONIA	233,124	197,463	-15.30	351,465	458,052	30.33
NORTHERN MARIANA ISLANDS	0	17,181	-	0	88,696	-
SAINT VINCENT AND THE GREN/	37,053	17,603	-52.49	29,808	87,111	192.24
VANUATU	42,998	28,802	-33.02	59,128	35,770	-39.50
WALLIS AND FUTUNA ISLANDS	14,951	12,616	-15.62	24,254	21,396	-11.78
AMERICAN SAMOA	2,288	8,947	291.04	15,205	11,255	-25.98
COOK ISLANDS	3,000	9,703	223.43	1,089	24,631	2,161.80
FIJI	138,382	36,141	-73.88	926,689	87,701	-90.54
SAMOA	173	6,634	3,734.68	735	8,496	1,055.92
TONGA	0	4,341	-	0	11,489	-
EAST TIMOR	59,035	468,615	693.79	69,507	510,465	634.41
UNITED STATES	53,736,365	64,465,190	19.97	177,597,763	209,322,312	17.86
CANADA	2,698,901	3,191,773	18.26	8,531,004	9,437,178	10.62
MEXICO	254,097	355,422	39.88	671,899	1,410,889	109.99
GUATEMALA	44,702	65,338	46.16	94,573	141,492	49.61
HONDURAS	20,166	0	-100.00	31,740	0	-100.00
NICARAGUA	369	1,355	267.21	752	2,968	294.68
PANAMA	168,076	47,206	-71.91	278,382	108,639	-60.97
SURINAME	64,870	76,854	18.47	107,868	131,967	22.34
CHILE	24,137	76,409	216.56	34,735	216,387	522.97
VENEZUELA	42,370	17,804	-57.98	106,243	40,203	-62.16
ARGENTINA	299,510	286,898	-4.21	698,643	477,340	-31.68
BRAZIL	100,843	122,607	21.58	255,529	278,928	9.16
COLOMBIA	85,441	110,560	29.40	162,473	205,804	26.67
BOLIVIA	1,342	0	-100.00	10,889	0	-100.00
URUGUAY	29,384	23,357	-20.51	93,822	149,682	59.54
ECUADOR	15,421	14,291	-7.33	29,569	31,230	5.62
PERU	24,526	6,549	-73.30	68,438	20,122	-70.60
TRINIDAD AND TOBAGO	21,017	47,854	127.69	31,494	108,559	244.70
BAHAMAS	17,657	17,018	-3.62	25,397	32,570	28.24
JAMAICA	52,897	104,139	96.87	73,079	332,602	355.13
PUERTO RICO	325,572	395,491	21.48	738,816	946,217	28.07
BELIZE	530	5,001	843.58	5,292	3,480	-34.24
DOMINICAN REPUBLIC	193,689	243,922	25.93	558,296	553,965	-0.78
COSTA RICA	29,669	63,977	115.64	47,540	133,131	180.04
HAITI	16,099	0	-100.00	36,122	0	-100.00
BARBADOS	18,394	0	-100.00	24,101	0	-100.00
ANTIGUA AND BARBUDA	37,970	0	-100.00	54,251	0	-100.00
ANGUILLA	14,069	3,710	-73.63	13,183	8,772	-33.46
ARUBA	48,928	48,988	0.12	98,107	93,568	-4.63
BERMUDA	21,419	13,883	-35.18	56,048	53,357	-4.80
CAYMAN ISLANDS	13,553	0	-100.00	28,170	0	-100.00
DOMINICA	22,706	5,685	-74.96	50,477	11,942	-76.34
FRENCH GUIANA	74,014	51,926	-29.84	132,155	94,429	-28.55
FRENCH POLYNESIA	297,667	172,698	-41.98	441,567	347,736	-21.25
GRENADA	12,673	3,200	-74.75	50,520	4,943	-90.22
MARTINIQUE	176,482	157,745	-10.62	295,426	338,680	14.64
NETHERLANDS ANTILLES	221,006	82,110	-62.85	809,280	214,406	-73.51
SAINT LUCIA	2,227	4,156	86.62	12,927	35,375	173.65
TURKS AND CAICOS ISLANDS	8,397	0	-100.00	24,981	0	-100.00
GUADELOUPE	168,722	260,722	54.53	313,948	546,064	73.93

TABEL 5. PERKEMBANGAN EKSPOR INDONESIA MENURUT KOMODITI DAN NEGARA TUJUAN

JENIS BARANG	BERAT BERSIH (KG)		PERUB	NILAI FOB (US \$)		PERUB
	JAN-MEI 2009	JAN-MEI 2010	%	JAN-MEI 2009	JAN-MEI 2010	%
(1)	(2)	(3)	(4)	(5)	(6)	(7)
UNITED KINGDOM	11,082,864	31,692,235	185.96	31,180,527	89,440,688	186.85
NETHERLANDS	15,941,514	16,248,746	1.93	46,549,211	47,759,848	2.60
FRANCE	12,181,452	46,085,808	278.33	38,665,925	122,151,890	215.92
GERMANY, FED. REP. OF	9,482,293	11,808,324	24.53	28,496,140	33,622,876	17.99
AUSTRIA	292,690	382,814	30.79	825,574	1,391,001	68.49
BELGIUM	8,369,016	9,270,840	10.78	28,560,039	31,432,010	10.06
SWITZERLAND	251,624	574,348	128.26	1,166,711	1,506,873	29.16
DENMARK	1,834,087	2,614,496	42.55	7,785,787	7,976,363	2.45
NORWAY	922,012	647,337	-29.79	2,694,880	2,633,912	-2.26
SWEDEN	1,182,643	1,623,602	37.29	3,984,586	5,540,212	39.04
FINLAND	368,009	448,197	21.79	1,458,152	1,871,773	28.37
IRELAND	826,428	527,102	-36.22	2,195,008	1,503,763	-31.49
ITALY	6,088,523	5,571,046	-8.50	18,973,650	20,032,242	5.58
SPAIN	5,021,168	5,546,235	10.46	12,782,250	14,028,550	9.75
PORTUGAL	720,030	774,890	7.62	1,576,737	1,381,089	-12.41
ICELAND	10,767	12,466	15.78	31,923	32,060	0.43
GREECE	1,448,557	1,016,688	-29.81	3,735,102	3,173,834	-15.03
DEMOCRATIC REPUBLIC OF THE	55,341	132,792	139.95	68,668	166,788	142.89
HUNGARY	64,418	33,071	-48.66	123,794	71,794	-42.01
POLAND	502,779	377,281	-24.96	1,248,211	1,101,344	-11.77
ROMANIA	142,668	60,882	-57.33	244,949	229,381	-6.36
BULGARIA	129,535	34,921	-73.04	243,532	87,199	-64.19
YUGOSLAVIA	14,009	0	-100.00	23,554	0	-100.00
ALBANIA	12,582	21,383	69.95	10,185	44,895	340.80
ARMENIA	0	37,241	-	0	58,838	-
AZERBAIJAN	0	1,028	-	0	10,716	-
BELARUS	0	3,285	-	0	24,070	-
KAZAKHSTAN	186	2,760	1,383.87	450	14,081	3,029.11
UKRAINE	199,002	208,183	4.61	634,040	663,583	4.66
LITHUANIA	48,410	11,132	-77.00	262,463	40,968	-84.39
LATVIA	323,487	213,872	-33.89	718,880	466,917	-35.05
ESTONIA	40,512	45,607	12.58	120,462	123,739	2.72
GEORGIA	21,517	17,491	-18.71	47,840	80,868	69.04
CROATIA	119,698	68,727	-42.58	319,770	271,195	-15.19
MALTA	81,304	89,158	9.66	224,802	221,774	-1.35
SLOVAKIA	61,965	117,467	89.57	206,565	305,142	47.72
SLOVENIA	196,709	222,370	13.05	596,144	532,013	-10.76
CZECH REPUBLIC	227,958	359,367	57.65	669,337	1,124,672	68.03
RUSSIA FEDERATION	333,245	454,721	36.45	1,323,193	2,114,032	59.77
-AN ORGANIK	579,703,422	545,148,604	-5.96	137,253,318	160,905,894	17.23
JAPAN	56,669,487	78,191,242	37.98	16,645,564	25,935,030	55.81
HONG KONG	109,363	538,865	392.73	19,777	212,464	974.30
KOREA, REPUBLIC OF	132,971,046	143,302,984	7.77	24,638,977	42,361,228	71.93
TAIWAN	69,112,889	88,275,643	27.73	17,042,221	28,981,794	70.06
CHINA	31,929,532	51,502,240	61.30	7,820,259	12,313,901	57.46
PAPUA NEW GUINEA	50,000	117,710	135.42	8,100	19,531	141.12
THAILAND	19,208,251	27,004,584	40.59	4,988,748	10,639,546	113.27
SINGAPORE	15,810,229	20,980,489	32.70	5,558,974	4,732,366	-14.87
PHILIPPINES	76,491,062	26,905,112	-64.83	16,519,321	3,869,722	-76.57
MALAYSIA	19,540,387	19,808,291	1.37	5,031,350	5,198,034	3.31
MYANMAR (FORM. BURMA)	430,500	0	-100.00	126,657	0	-100.00
BRUNEI DARUSSALAM	5,800,000	2,000,000	-65.52	1,483,605	506,600	-65.85
VIET NAM	16,001,709	13,992,703	-12.55	4,585,476	6,267,556	36.68
MALDIVES	2,623	0	-100.00	1,230	0	-100.00
INDIA	50,116,134	19,288,897	-61.51	11,126,392	5,273,176	-52.61
PAKISTAN	1,092,275	231,929	-78.77	517,927	244,649	-52.76
BANGLADESH	10,018,697	9,695,890	-3.22	2,104,544	1,502,539	-28.61
SRI LANKA	2,690,399	2,543,196	-5.47	632,194	647,301	2.39
SAUDI ARABIA	0	7,860	-	0	6,681	-
LEBANON	8,500	15,298	79.98	17,475	34,226	95.86
OMAN	200,000	0	-100.00	15,400	0	-100.00
SYRIA ARAB REPUBLIC	4,321	0	-100.00	10,736	0	-100.00
TURKEY	4,400	7,339	66.80	9,781	52,138	433.05
UNITED ARAB EMIRATES	91,811	32,866	-64.20	362,497	6,822	-98.12
QATAR	66	0	-100.00	330	0	-100.00
BAHRAIN	286,800	1,008,180	251.53	226,680	1,209,500	433.57
EGYPT	3,000	20,000	566.67	5,880	10,085	71.51
TUNISIA	0	3,000	-	0	7,140	-
SUDAN	42,900	0	-100.00	9,953	0	-100.00
TANZANIA, UNITED REPUBLIC OF	1,688,000	1,862,000	10.31	164,040	122,464	-25.35
MADAGASCAR	276,399	197,999	-28.36	56,529	63,502	12.34
KENYA	2,543,999	8,473,000	233.06	191,855	550,189	186.77
TOGO	0	384,000	-	0	56,525	-
GHANA	0	24,000	-	0	3,557	-
GUINEA	0	48,000	-	0	7,109	-
CAMEROON	96,000	120,000	25.00	15,973	17,208	7.73
NIGERIA	389,290	1,040,110	167.18	385,283	687,700	78.49

TABEL 5. PERKEMBANGAN EKSPOR INDONESIA MENURUT KOMODITI DAN NEGARA TUJUAN

JENIS BARANG	BERAT BERSIH (KG)		PERUB	NILAI FOB (US \$)		PERUB
	JAN-MEI 2009	JAN-MEI 2010	%	JAN-MEI 2009	JAN-MEI 2010	%
	(1)	(2)	(3)	(4)	(5)	(6)
GABON	0	96,000	-	0	14,108	-
COTE D'IVOIRE	0	504,000	-	0	70,306	-
SOUTH AFRICA	146,156	150,099	2.70	233,005	197,165	-15.38
ZAMBIA	18,000	0	-100.00	4,938	0	-100.00
MAURITIUS	1,445,750	2,147,639	48.55	154,602	234,931	51.96
AUSTRALIA	36,698,612	18,584,305	-49.36	10,137,463	6,095,979	-39.87
NEW ZEALAND	493,177	109,300	-77.84	417,689	29,325	-92.98
NEW CALEDONIA	8	0	-100.00	145	0	-100.00
FIJI	25,000	6,000	-76.00	4,050	1,007	-75.14
EAST TIMOR	30,064	16,559	-44.92	23,029	10,863	-52.83
UNITED STATES	12,269,051	2,076,353	-83.08	2,461,879	687,992	-72.05
CANADA	15,000	269,958	1,699.72	9,675	222,553	2,200.29
MEXICO	11,505,250	252,000	-97.81	2,177,805	228,169	-89.52
PANAMA	1,237,000	0	-100.00	424,291	0	-100.00
SURINAME	0	214	-	0	660	-
ARGENTINA	0	20,000	-	0	9,500	-
BRAZIL	0	400,000	-	0	332,000	-
PERU	0	406	-	0	4,398	-
ANGUILLA	0	22,000	-	0	8,210	-
UNITED KINGDOM	990,820	233,018	-76.48	250,481	127,873	-48.95
NETHERLANDS	1,264	374,013	29,489.64	3,795	172,351	4,441.53
FRANCE	0	153,000	-	0	70,767	-
GERMANY, FED. REP. OF	42,234	81,081	91.98	69,961	27,947	-60.05
AUSTRIA	0	1	-	0	50	-
BELGIUM	108,000	199,620	84.83	51,593	95,801	85.69
SWITZERLAND	0	144,000	-	0	25,672	-
DENMARK	60,000	80,000	33.33	27,400	40,000	45.99
NORWAY	100,000	0	-100.00	44,000	0	-100.00
SWEDEN	20,002	62,223	211.08	9,149	30,992	238.75
FINLAND	5	180,000	3,599,900.00	1,500	73,950	4,830.00
IRELAND	0	20	-	0	9,404	-
ITALY	450,000	244,000	-45.78	204,016	87,068	-57.32
SPAIN	288,000	232,000	-19.44	150,196	106,300	-29.23
PORTUGAL	0	2,154	-	0	2,529	-
DEMOCRATIC REPUBLIC OF THE	0	792,000	-	0	112,001	-
POLAND	44,000	0	-100.00	20,020	0	-100.00
AZERBAIJAN	0	1,230	-	0	124,709	-
KAZAKHSTAN	15,960	31,984	100.40	34,600	71,351	106.22
SLOVAKIA	20,000	0	-100.00	14,308	0	-100.00
RUSSIA FEDERATION	0	60,000	-	0	39,680	-
-ORGANIK	761,692,011	1,113,952,801	46.25	526,198,072	1,099,888,036	109.03
JAPAN	60,202,150	57,275,603	-4.86	47,917,242	60,468,692	26.19
HONG KONG	4,844,166	4,511,323	-6.87	5,375,204	7,360,514	36.93
KOREA, DEMOCRATIC PEOPLE'S	119,676	79,450	-33.61	197,303	132,284	-32.95
KOREA, REPUBLIC OF	15,593,403	36,137,774	131.75	18,443,233	37,046,205	100.87
TAIWAN	31,550,125	57,267,330	81.51	12,195,281	40,303,518	230.48
CHINA	227,538,252	333,630,059	46.63	133,329,963	329,408,610	147.06
MACAU	33	0	-100.00	1,150	0	-100.00
PAPUA NEW GUINEA	2,012	27,756	1,279.52	1,194	61,659	5,064.07
THAILAND	95,069,767	100,878,228	6.11	49,968,815	75,370,881	50.84
SINGAPORE	2,352,833	100,686,454	4,179.37	5,176,177	89,164,796	1,622.60
PHILIPPINES	18,630,294	25,608,546	37.46	12,435,454	24,839,915	99.75
MALAYSIA	122,253,315	126,548,641	3.51	50,925,845	93,339,257	83.28
MYANMAR (FORM. BURMA)	450,959	1,098,687	143.63	294,562	921,324	212.78
CAMBODIA	475,000	125,097	-73.66	752,020	309,993	-58.78
BRUNEI DARUSSALAM	23,058	21,008	-8.89	75,889	66,321	-12.61
VIET NAM	32,214,429	23,944,858	-25.67	21,414,428	21,434,892	0.10
MALDIVES	3,676	3,164	-13.93	7,880	12,058	53.02
INDIA	31,571,749	56,600,224	79.27	24,760,534	62,663,882	153.08
PAKISTAN	5,018,751	2,145,060	-57.26	6,975,450	5,056,530	-27.51
BANGLADESH	1,511,431	1,435,159	-5.05	1,210,466	1,557,964	28.71
SRI LANKA	1,414,456	1,398,520	-1.13	2,264,918	2,428,103	7.20
AFGHANISTAN	0	11,487	-	0	31,378	-
IRAN (ISLAMIC REPUBLIC OF)	2,180,212	6,161,294	182.60	1,954,806	4,077,267	108.58
SAUDI ARABIA	3,395,460	18,526,510	445.63	2,868,799	18,528,340	545.86
ISRAEL	784,658	1,166,028	48.60	986,671	2,101,876	113.03
KUWAIT	17,334	15,902	-8.26	74,521	93,727	25.77
JORDAN	638,020	407,874	-36.07	606,797	301,513	-50.31
LEBANON	52,500	20,000	-61.90	64,778	9,900	-84.72
YEMEN	20,000	63,928	219.64	11,260	159,920	1,320.25
OMAN	0	2,026,471	-	0	1,922,992	-
SYRIA ARAB REPUBLIC	667,531	454,060	-31.98	666,952	463,410	-30.52
TURKEY	2,638,551	5,024,140	90.41	2,969,430	7,843,797	164.15
UNITED ARAB EMIRATES	858,689	4,676,580	444.62	1,040,442	4,406,107	323.48
QATAR	5,874	3,899,084	66,278.69	15,798	3,431,667	21,622.16
EGYPT	3,052,396	2,208,468	-27.65	2,164,935	2,352,294	8.65
LIBYAN ARAB JAMAHIRIYA	15,836	20,151	27.25	23,964	45,749	90.91

TABEL 5. PERKEMBANGAN EKSPOR INDONESIA MENURUT KOMODITI DAN NEGARA TUJUAN

JENIS BARANG	BERAT BERSIH (KG)		PERUB	NILAI FOB (US \$)		PERUB
	JAN-MEI 2009	JAN-MEI 2010	%	JAN-MEI 2009	JAN-MEI 2010	%
	(1)	(2)	(3)	(4)	(5)	(6)
MOROCCO	110,300	275,200	149.50	81,802	405,813	396.09
ALGERIA	333,500	60,000	-82.01	160,880	44,100	-72.59
SUDAN	82,358	405,982	392.95	49,935	213,173	326.90
ETHIOPIA	61,600	0	-100.00	28,156	0	-100.00
TANZANIA, UNITED REPUBLIC OF	319,200	688,799	115.79	139,677	362,632	159.62
MADAGASCAR	134,435	148,253	10.28	240,769	217,710	-9.58
KENYA	66,091	330,492	400.06	196,068	528,352	169.47
REUNION	0	14,000	-	0	13,510	-
MOZAMBIQUE	40,000	44,000	10.00	19,200	24,200	26.04
TOGO	5,114	0	-100.00	4,579	0	-100.00
GHANA	295,350	355,705	20.44	191,513	337,683	76.32
ANGOLA	21,600	2,232,000	10,233.33	8,424	1,352,340	15,953.42
CAMEROON	366,400	169	-99.95	169,096	15,182	-91.02
NIGERIA	5,641,892	7,708,473	36.63	4,712,891	6,237,200	32.34
SIERRA LEONE	36,288	207,245	471.11	55,884	343,399	514.49
COTE D'IVOIRE	130,600	189,022	44.73	1,517,421	1,570,331	3.49
SENEGAL	21,600	64,800	200.00	9,972	32,524	226.15
UGANDA	0	11,219	-	0	95,369	-
DJIBOUTI	222,700	398,800	79.07	168,344	441,846	162.47
SOUTH AFRICA	2,426,091	5,663,661	133.45	2,054,813	5,509,931	168.15
MALAWI	144,000	146,000	1.39	78,500	80,050	1.97
MAURITIUS	781,597	227	-99.97	333,360	3,564	-98.93
AUSTRALIA	6,481,964	16,000,614	146.85	7,739,684	16,448,284	112.52
NEW ZEALAND	1,033,700	1,473,701	42.57	1,322,403	2,281,281	72.51
GUAM	0	15,618	-	0	24,209	-
NEW CALEDONIA	11	99	800.00	207	57	-72.46
AMERICAN SAMOA	20,000	0	-100.00	37,514	0	-100.00
SAMOA	40,101	0	-100.00	17,031	0	-100.00
EAST TIMOR	42,924	99,195	131.09	16,807	173,698	933.49
UNITED STATES	17,381,772	31,164,053	79.29	19,086,857	44,518,489	133.24
CANADA	3,270,975	2,823,784	-13.67	3,522,476	3,081,606	-12.52
MEXICO	890,844	629,501	-29.34	850,729	1,372,167	61.29
GUATEMALA	82,879	43,200	-47.88	37,124	22,067	-40.56
HONDURAS	0	21,600	-	0	10,160	-
NICARAGUA	0	20,000	-	0	10,200	-
PANAMA	4,500	0	-100.00	57,259	0	-100.00
SURINAME	0	25	-	0	78	-
CHILE	227,699	175,200	-23.06	185,434	106,057	-42.81
VENEZUELA	151,200	134,400	-11.11	73,775	240,751	226.33
ARGENTINA	873,724	966,416	10.61	796,451	986,509	23.86
BRAZIL	2,560,061	2,832,054	10.62	3,477,427	5,307,763	52.63
COLOMBIA	544,473	556,737	2.25	721,171	800,131	10.95
URUGUAY	1,500	156,580	10,338.67	384,750	502,918	30.71
PARAGUAY	0	20,000	-	0	11,200	-
ECUADOR	0	54,000	-	0	55,800	-
PERU	400,006	334,815	-16.30	442,062	797,630	80.43
JAMAICA	11,999	0	-100.00	14,091	0	-100.00
DOMINICAN REPUBLIC	103,200	120,486	16.75	120,677	175,127	45.12
EL SALVADOR	0	3,000	-	0	39,505	-
DOMINICA	41,600	0	-100.00	19,067	0	-100.00
UNITED KINGDOM	2,284,989	3,724,363	62.99	2,925,925	5,955,296	103.54
NETHERLANDS	14,883,090	15,809,973	6.23	18,788,597	26,290,239	39.93
FRANCE	1,336,572	1,184,918	-11.35	1,143,557	1,944,139	70.01
GERMANY, FED. REP. OF	6,832,257	7,652,264	12.00	11,711,626	14,177,615	21.06
AUSTRIA	0	14	-	0	1,463	-
BELGIUM	6,796,235	6,480,661	-4.64	15,416,871	16,825,609	9.14
SWITZERLAND	7,011	35,935	412.55	78,942	100,478	27.28
DENMARK	1,346,740	2,586,520	92.06	1,014,659	3,246,991	220.01
NORWAY	61,965	130,315	110.30	34,080	119,592	250.92
SWEDEN	488,000	833,499	70.80	728,196	1,270,497	74.47
FINLAND	837,000	536,050	-35.96	1,284,435	951,369	-25.93
IRELAND	154,224	185,740	20.44	231,336	592,941	156.31
ITALY	1,675,147	2,769,264	65.31	1,804,915	3,885,853	115.29
SPAIN	6,131,084	9,534,892	55.52	5,999,677	11,952,515	99.22
PORTUGAL	277,620	258,729	-6.80	235,402	363,194	54.29
GREECE	92,539	744,721	704.76	103,257	847,111	720.39
DEMOCRATIC REPUBLIC OF THE	86,800	117,600	35.48	137,560	122,940	-10.63
HUNGARY	58,803	102,900	74.99	147,040	255,509	73.77
POLAND	929,498	3,076,997	231.04	1,434,725	5,055,905	252.40
ROMANIA	105,000	291,500	177.62	118,227	476,170	302.76
BULGARIA	78,074	291,542	273.42	54,486	397,529	629.60
BELARUS	39,960	0	-100.00	21,479	0	-100.00
UKRAINE	757,500	2,685,150	254.48	1,039,254	5,146,308	395.19
LITHUANIA	2,678,460	227,500	-91.51	1,961,711	419,483	-78.62
ESTONIA	53,500	0	-100.00	66,324	0	-100.00
CROATIA	52,500	17,000	-67.62	80,063	31,624	-60.50
SLOVENIA	216,000	523,998	142.59	369,077	931,489	152.38
CZECH REPUBLIC	155,000	169,224	9.18	166,559	307,802	84.80

TABEL 5. PERKEMBANGAN EKSPOR INDONESIA MENURUT KOMODITI DAN NEGARA TUJUAN

JENIS BARANG	BERAT BERSIH (KG)		PERUB %	NILAI FOB (US \$)		PERUB %
	JAN-MEI 2009	JAN-MEI 2010		JAN-MEI 2009	JAN-MEI 2010	
(1)	(2)	(3)	(4)	(5)	(6)	(7)
RUSSIA FEDERATION	2,703,999	3,287,489	21.58	2,783,651	5,706,444	105.00
-LAINNYA	57,492,291	180,639,478	214.20	25,301,804	134,960,712	433.40
JAPAN	2,189	4,946	125.95	75,405	8,676	-88.49
HONG KONG	1,875	0	-100.00	7,538	0	-100.00
KOREA, REPUBLIC OF	22,241,131	128,338,003	477.03	8,846,936	98,557,387	1,014.03
TAIWAN	1,077	14,536	1,249.68	4,711	28,549	506.01
CHINA	120,118	24,986,442	20,701.58	126,149	18,068,861	14,223.43
PAPUA NEW GUINEA	0	57	-	0	480	-
THAILAND	214,241	354,656	65.54	245,578	410,599	67.20
SINGAPORE	33,736,064	3,314,149	-90.18	14,532,409	1,503,570	-89.65
PHILIPPINES	861,558	116,458	-86.48	911,056	216,344	-76.25
MALAYSIA	94,296	3,956,055	4,095.36	164,298	1,983,309	1,107.14
BRUNEI DARUSSALAM	17,051	52	-99.70	15,878	198	-98.75
VIET NAM	17,261	5,727	-66.82	37,030	28,624	-22.70
INDIA	1,337	5,247	292.45	1,885	22,850	1,112.20
BANGLADESH	61,962	5,650	-90.88	132,448	26,570	-79.94
SRI LANKA	1,411	1,586	12.40	3,122	4,030	29.08
IRAN (ISLAMIC REPUBLIC OF)	58	0	-100.00	5	0	-100.00
JORDAN	27,153	0	-100.00	35,585	0	-100.00
LEBANON	14,475	0	-100.00	28,053	0	-100.00
YEMEN	29,811	20,981	-29.62	52,181	47,353	-9.25
TURKEY	0	1,000	-	0	1,450	-
UNITED ARAB EMIRATES	5,027	19,419,830	386,210.52	6,456	13,916,258	215,455.42
MAURITIUS	12,112	0	-100.00	23,140	0	-100.00
AUSTRALIA	16,154	64,000	296.19	25,908	112,160	332.92
FIJI	11,893	0	-100.00	20,250	0	-100.00
EAST TIMOR	0	30,022	-	0	23,278	-
UNITED STATES	3,987	7	-99.82	5,762	1	-99.98
UNITED KINGDOM	0	4	-	0	2	-
NETHERLANDS	28	47	67.86	14	127	807.14
GERMANY, FED. REP. OF	22	12	-45.45	7	16	128.57
ITALY	0	11	-	0	20	-
PUPUK	133,100,273	144,614,447	8.65	53,337,670	44,666,889	-16.26
JAPAN	10,639,444	10,533,151	-1.00	1,593,018	1,592,121	-0.06
HONG KONG	699	574	-17.88	1,105	1,244	12.58
KOREA, REPUBLIC OF	7,102,932	183,600	-97.42	2,269,248	31,806	-98.60
TAIWAN	6,866,010	232,938	-96.61	1,903,403	42,968	-97.74
CHINA	6,360,500	0	-100.00	3,795,358	0	-100.00
PAPUA NEW GUINEA	39,999	0	-100.00	23,000	0	-100.00
THAILAND	6,571,371	30,356,718	361.95	1,880,058	9,142,085	386.27
SINGAPORE	1,112,166	381,001	-65.74	366,508	169,906	-53.64
PHILIPPINES	15,873,712	48,858,607	207.80	4,460,707	14,739,136	230.42
MALAYSIA	60,353,817	33,936,869	-43.77	28,895,601	12,984,810	-55.06
MYANMAR (FORM. BURMA)	500,000	79,999	-84.00	272,050	11,480	-95.78
BRUNEI DARUSSALAM	0	699,194	-	0	334,680	-
VIET NAM	11,714,423	10,307,634	-12.01	5,354,096	2,896,784	-45.90
INDIA	650,000	0	-100.00	578,500	0	-100.00
BANGLADESH	43,000	20,000	-53.49	23,586	21,108	-10.51
SRI LANKA	0	20,000	-	0	7,650	-
KUWAIT	22,999	25,000	8.70	11,362	10,000	-11.99
OMAN	173,250	22,000	-87.30	16,800	4,620	-72.50
TURKEY	60,000	408,000	580.00	45,055	204,000	352.78
MADAGASCAR	0	50,429	-	0	14,768	-
KENYA	689,999	920,000	33.33	456,573	384,100	-15.87
SOUTH AFRICA	150,000	0	-100.00	116,637	0	-100.00
AUSTRALIA	3,027,499	6,047,497	99.75	892,656	1,683,076	88.55
NEW ZEALAND	524,999	1,159,998	120.95	139,500	227,372	62.99
EAST TIMOR	80,000	0	-100.00	44,036	0	-100.00
UNITED STATES	171,724	254,975	48.48	62,352	65,267	4.68
CANADA	0	1,000	-	0	4,400	-
BRAZIL	0	100,000	-	0	83,000	-
NETHERLANDS	57,450	15,263	-73.43	35,760	10,508	-70.62
LUXEMBOURG	1,000	0	-100.00	157	0	-100.00
IRELAND	264,000	0	-100.00	72,600	0	-100.00
MALTA	49,280	0	-100.00	27,944	0	-100.00
PRODUK PHARMASI	4,640,894	6,885,629	48.37	79,180,407	122,287,167	54.44
JAPAN	74,478	113,974	53.03	7,741,510	12,175,128	57.27
HONG KONG	84,687	327,556	286.78	1,932,812	1,477,802	-23.54
KOREA, REPUBLIC OF	39,011	519,487	1,231.64	7,108,482	26,532,894	273.26
TAIWAN	6,459	11,508	78.17	509,925	415,804	-18.46
CHINA	26,042	21,793	-16.32	206,007	558,618	171.16
MONGOLIA	34,554	36,143	4.60	149,831	105,399	-29.65
MACAU	28,193	52	-99.82	5,921	1,870	-68.42
PAPUA NEW GUINEA	398	2,840	613.57	39,711	17,252	-56.56
THAILAND	861,555	911,185	5.76	7,618,680	6,892,402	-9.53

TABEL 5. PERKEMBANGAN EKSPOR INDONESIA MENURUT KOMODITI DAN NEGARA TUJUAN

JENIS BARANG	BERAT BERSIH (KG)		PERUB	NILAI FOB (US \$)		PERUB
	JAN-MEI 2009	JAN-MEI 2010	%	JAN-MEI 2009	JAN-MEI 2010	%
	(1)	(2)	(3)	(4)	(5)	(6)
SINGAPORE	203,866	247,782	21.54	2,130,250	2,676,988	25.67
PHILIPPINES	728,303	746,851	2.55	12,844,496	11,175,448	-12.99
MALAYSIA	432,728	476,605	10.14	2,212,498	2,457,262	11.06
MYANMAR (FORM. BURMA)	576,004	326,136	-43.38	2,363,515	2,479,854	4.92
CAMBODIA	104,784	63,725	-39.18	1,233,545	1,479,661	19.95
BRUNEI DARUSSALAM	8,135	942	-88.42	42,456	13,058	-69.24
LAO PEOPLE'S DEMOCRATIC RE	0	10	-	0	10	-
NEPAL	2,701	1,468	-45.65	151,398	117,476	-22.41
VIET NAM	118,430	219,771	85.57	3,718,544	5,082,588	36.68
MALDIVES	30	1,000	3,233.33	3,180	1,400	-55.97
INDIA	4,989	11,013	120.75	9,663,414	19,278,398	99.50
PAKISTAN	41,943	27,256	-35.02	509,502	298,162	-41.48
BANGLADESH	0	463	-	0	20,193	-
SRI LANKA	247,357	837,665	238.65	1,507,742	2,014,917	33.64
AFGHANISTAN	67,065	48,052	-28.35	109,011	354,604	225.29
SAUDI ARABIA	6,470	2,314	-64.23	4,027	970	-75.91
KUWAIT	0	7	-	0	20	-
YEMEN	0	5,239	-	0	60,429	-
SYRIA ARAB REPUBLIC	1,502	798	-46.87	61,599	27,065	-56.06
TURKEY	1,123	0	-100.00	253,000	0	-100.00
UNITED ARAB EMIRATES	5,979	14,053	135.04	32,597	137,891	323.02
QATAR	1,537	2,098	36.50	17,900	143,370	700.95
BAHRAIN	586	60	-89.76	12,788	1,875	-85.34
EGYPT	32,089	0	-100.00	21,887	0	-100.00
LIBYAN ARAB JAMAHIRIYA	162	0	-100.00	16,473	0	-100.00
MOROCCO	0	1,717	-	0	98,600	-
ALGERIA	872	0	-100.00	227,300	0	-100.00
ERITREA	1,131	423	-62.60	68,202	28,950	-57.55
ETHIOPIA	0	5,873	-	0	44,932	-
MADAGASCAR	507	2,292	352.07	30,564	157,950	416.78
KENYA	2,262	5,685	151.33	193,435	321,573	66.24
EQUATORIAL GUINEA	302	0	-100.00	18,252	0	-100.00
TOGO	55,433	61,443	10.84	615,143	725,170	17.89
GHANA	230	0	-100.00	862	0	-100.00
LIBERIA	0	3,674	-	0	434,170	-
GUINEA	0	1,701	-	0	339,790	-
CAMEROON	10,782	2,055	-80.94	654,921	133,326	-79.64
NIGERIA	336,123	790,243	135.11	7,321,042	6,557,116	-10.43
SIERRA LEONE	0	1,947	-	0	362,077	-
COTE D'IVOIRE	21,429	21,197	-1.08	984,356	228,681	-76.77
SENEGAL	3,491	18,275	423.49	35,376	571,281	1,514.88
MAURITANIA	0	1,344	-	0	200,330	-
MALI	280	4,024	1,337.14	16,900	799,122	4,628.53
BENIN	17,012	16,320	-4.07	69,622	573,588	723.86
BURKINA FASO	0	11,098	-	0	2,355,240	-
GUINEA BISSAU	0	175	-	0	36,936	-
GAMBIA	404	361	-10.64	25,439	60,160	136.49
SEYCHELLES	1,884	1,585	-15.87	3,729	7,195	92.95
UGANDA	1,481	7,507	406.89	89,401	517,047	478.35
CENTRAL AFRICAN REPUBLIC	0	31	-	0	1,700	-
CHAD	141	0	-100.00	10,000	0	-100.00
DJIBOUTI	4,469	0	-100.00	24,863	0	-100.00
SOUTH AFRICA	8,469	20,844	146.12	179,491	692,544	285.84
ZIMBABWE	0	348	-	0	19,975	-
ZAMBIA	1,601	0	-100.00	86,520	0	-100.00
COMOROS	0	78	-	0	5,404	-
BURUNDI	0	3,009	-	0	194,830	-
MAURITIUS	447	446	-0.22	10,575	12,194	15.31
AUSTRALIA	215,779	332,228	53.97	3,797,917	4,883,944	28.60
NEW ZEALAND	36,482	54,787	50.18	463,226	623,517	34.60
NORTHERN MARIANA ISLANDS	255	1,275	400.00	752	3,817	407.58
COOK ISLANDS	1,655	0	-100.00	2,216	0	-100.00
FIJI	1,749	2,830	61.81	11,580	24,634	112.73
SAMOA	1,415	0	-100.00	1,008	0	-100.00
EAST TIMOR	8,354	89,931	976.50	16,374	96,127	487.07
UNITED STATES	92,773	131,820	42.09	89,608	184,210	105.57
CANADA	0	1	-	0	773	-
MEXICO	1,663	0	-100.00	224,292	0	-100.00
PANAMA	0	1,839	-	0	212,622	-
SURINAME	4,402	6,050	37.44	20,973	19,773	-5.72
ARGENTINA	0	8	-	0	18,550	-
ECUADOR	0	5,866	-	0	104,357	-
BARBADOS	86	205	138.37	144	288	100.00
CAPE VERDE	0	85	-	0	4,854	-
UNITED KINGDOM	4,072	14,575	257.93	163,370	1,225,731	650.28
NETHERLANDS	3,791	12,111	219.47	496,299	458,186	-7.68
FRANCE	1,169	769	-34.22	133,478	65,502	-50.93
GERMANY, FED. REP. OF	22,099	253,818	1,048.55	285,089	2,764,031	869.53

TABEL 5. PERKEMBANGAN EKSPOR INDONESIA MENURUT KOMODITI DAN NEGARA TUJUAN

JENIS BARANG	BERAT BERSIH (KG)		PERUB %	NILAI FOB (US \$)		PERUB %
	JAN-MEI 2009	JAN-MEI 2010		JAN-MEI 2009	JAN-MEI 2010	
(1)	(2)	(3)	(4)	(5)	(6)	(7)
AUSTRIA	0	68	-	0	124	-
BELGIUM	791	671	-15.17	851	7,621	795.53
SWITZERLAND	26,509	141	-99.47	104,745	200	-99.81
NORWAY	42	0	-100.00	60	0	-100.00
SPAIN	0	10	-	0	20	-
PORTUGAL	0	12,325	-	0	14,570	-
GREECE	0	1,690	-	0	16,036	-
ROMANIA	1,817	572	-68.52	145,323	31,126	-78.58
AZERBAIJAN	0	24	-	0	40	-
TAJIKISTAN	358	0	-100.00	18,370	0	-100.00
UZBEKISTAN	5,431	257	-95.27	310,429	39,750	-87.20
REP. OF MACEDONIA	0	52	-	0	2,975	-
RUSSIA FEDERATION	292	80	-72.60	5,609	5,100	-9.07
KULIT DAN BARANG DARI KULIT	3,578,645	5,281,525	47.58	66,017,365	78,517,727	18.93
JAPAN	97,639	1,224,409	1,154.02	1,639,446	4,864,223	196.70
HONG KONG	1,032,491	1,237,190	19.83	16,520,012	20,119,587	21.79
KOREA, REPUBLIC OF	197,768	160,371	-18.91	1,926,162	2,757,706	43.17
TAIWAN	68,006	48,933	-28.05	901,475	793,913	-11.93
CHINA	438,397	399,183	-8.94	8,249,760	4,999,992	-39.39
MACAU	1,170	1,223	4.53	40,452	49,882	23.31
PAPUA NEW GUINEA	9,259	1,017	-89.02	3,180	1,227	-61.42
THAILAND	223,450	130,694	-41.51	3,448,236	2,307,394	-33.08
SINGAPORE	256,197	275,320	7.46	3,598,812	4,172,286	15.94
PHILIPPINES	10,812	10,889	0.71	85,046	206,232	142.49
MALAYSIA	340,786	228,043	-33.08	5,791,320	3,614,985	-37.58
CAMBODIA	4,119	31,891	674.24	105,596	667,763	532.38
BRUNEI DARUSSALAM	148	173	16.89	1,795	654	-63.57
NEPAL	12	0	-100.00	1,975	0	-100.00
VIET NAM	126,681	172,147	35.89	3,211,536	4,236,693	31.92
MALDIVES	633	563	-11.06	22,187	4,828	-78.24
INDIA	138,520	202,490	46.18	2,494,891	2,469,988	-1.00
PAKISTAN	274	1,046	281.75	8,583	20,813	142.49
SRI LANKA	13,374	15,253	14.05	214,935	289,855	34.86
IRAN (ISLAMIC REPUBLIC OF)	13,216	49,768	276.57	51,791	149,352	188.37
SAUDI ARABIA	468	4,510	863.68	3,556	24,240	581.66
KUWAIT	0	131	-	0	1,382	-
JORDAN	0	1,063	-	0	83	-
LEBANON	36	558	1,450.00	309	1,145	270.55
SYRIA ARAB REPUBLIC	197	208	5.58	1,080	1,200	11.11
TURKEY	8,279	34,362	315.05	37,662	108,237	187.39
UNITED ARAB EMIRATES	1,053	412	-60.87	13,979	17,468	24.96
QATAR	0	4,123	-	0	109,347	-
BAHRAIN	0	9	-	0	2,789	-
CYPRUS	171	0	-100.00	1,763	0	-100.00
NAMIBIA	311	0	-100.00	721	0	-100.00
ETHIOPIA	0	2,125	-	0	60,826	-
TANZANIA, UNITED REPUBLIC OF	4	0	-100.00	68	0	-100.00
MADAGASCAR	406	0	-100.00	1,453	0	-100.00
KENYA	15	1	-93.33	412	6	-98.54
REUNION	54	35	-35.19	3,231	120	-96.29
TOGO	0	53	-	0	100	-
ANGOLA	0	204	-	0	224	-
SENEGAL	3	0	-100.00	10	0	-100.00
SEYCHELLES	161	0	-100.00	448	0	-100.00
SOUTH AFRICA	8	676	8,350.00	168	4,105	2,343.45
MAURITIUS	101	2,230	2,107.92	374	2,451	555.35
AUSTRALIA	40,923	92,389	125.76	577,239	1,440,280	149.51
NEW ZEALAND	4,254	1,533	-63.96	81,682	12,962	-84.13
GUAM	41	30	-26.83	481	603	25.36
NEW CALEDONIA	580	87	-85.00	4,730	515	-89.11
VANUATU	794	0	-100.00	980	0	-100.00
FIJI	823	65	-92.10	15,096	1,325	-91.22
EAST TIMOR	509	5,489	978.39	957	22,295	2,229.68
UNITED STATES	248,869	476,566	91.49	8,823,057	15,078,995	70.90
CANADA	1,621	4,061	150.52	57,103	123,009	115.42
MEXICO	843	2,402	184.93	26,216	112,920	330.73
PANAMA	4	2	-50.00	380	10	-97.37
CHILE	458	264	-42.36	1,590	1,252	-21.26
VENEZUELA	0	242	-	0	5,066	-
BRAZIL	0	111	-	0	8,383	-
COLOMBIA	0	269	-	0	2,886	-
URUGUAY	211	0	-100.00	1,626	0	-100.00
JAMAICA	21	52	147.62	50	156	212.00
PUERTO RICO	31	15	-51.61	460	214	-53.48
DOMINICAN REPUBLIC	884	0	-100.00	1,641	0	-100.00
HAITI	451	0	-100.00	868	0	-100.00
BARBADOS	2	6	200.00	105	70	-33.33

TABEL 5. PERKEMBANGAN EKSPOR INDONESIA MENURUT KOMODITI DAN NEGARA TUJUAN

JENIS BARANG	BERAT BERSIH (KG)		PERUB	NILAI FOB (US \$)		PERUB
	JAN-MEI 2009	JAN-MEI 2010	%	JAN-MEI 2009	JAN-MEI 2010	%
	(1)	(2)	(3)	(4)	(5)	(6)
BERMUDA	0	276	-	0	3,070	-
FRENCH POLYNESIA	141	322	128.37	142	6,159	4,237.32
MARTINIQUE	70	0	-100.00	105	0	-100.00
NETHERLANDS ANTILLES	490	73	-85.10	8,191	3,974	-51.48
UNITED KINGDOM	14,315	9,560	-33.22	199,581	86,165	-56.83
NETHERLANDS	20,198	142,468	605.36	345,277	1,208,627	250.05
FRANCE	15,030	16,744	11.40	217,572	309,923	42.45
GERMANY, FED. REP. OF	71,941	80,179	11.45	2,556,908	2,446,233	-4.33
AUSTRIA	4,839	6,350	31.23	137,929	218,968	58.75
BELGIUM	509	10,471	1,957.17	3,716	21,191	470.26
SWITZERLAND	594	613	3.20	11,702	13,884	18.65
DENMARK	526	9,537	1,713.12	6,700	57,468	757.73
NORWAY	10,626	92	-99.13	168,936	307	-99.82
SWEDEN	466	165	-64.59	17,048	6,829	-59.94
FINLAND	27	8	-70.37	192	40	-79.17
IRELAND	262	6	-97.71	369	398	7.86
ITALY	90,396	102,071	12.92	3,410,199	4,356,085	27.74
SPAIN	57,916	65,730	13.49	885,274	834,489	-5.74
PORTUGAL	982	5,563	466.50	19,138	15,104	-21.08
GREECE	1,143	616	-46.11	6,636	13,277	100.08
HUNGARY	116	165	42.24	190	105	-44.74
POLAND	640	2,917	355.78	31,507	31,635	0.41
ROMANIA	27	0	-100.00	109	0	-100.00
YUGOSLAVIA	1	0	-100.00	10	0	-100.00
ESTONIA	0	110	-	0	616	-
CROATIA	1,821	928	-49.04	12,783	5,789	-54.71
MALTA	0	53	-	0	93	-
SLOVAKIA	7	0	-100.00	337	0	-100.00
SLOVENIA	0	1,600	-	0	5,148	-
CZECH REPUBLIC	24	22	-8.33	129	113	-12.40
KACA DAN BARANG DARI KACA	277,639,306	334,500,091	20.48	135,995,286	168,383,299	23.82
JAPAN	18,236,776	39,562,511	116.94	13,369,581	23,928,384	78.98
HONG KONG	610,584	1,063,385	74.16	442,565	690,701	56.07
KOREA, DEMOCRATIC PEOPLE'S	14,288	0	-100.00	10,319	0	-100.00
KOREA, REPUBLIC OF	23,421,597	24,029,048	2.59	5,867,706	7,718,776	31.55
TAIWAN	3,892,019	27,379,486	603.48	1,784,600	3,993,404	123.77
CHINA	5,796,936	20,103,404	246.79	3,876,013	9,793,027	152.66
MACAU	39	64,914	166,346.15	495	34,943	6,959.19
PAPUA NEW GUINEA	2,821,795	2,876,646	1.94	1,696,019	1,618,516	-4.57
THAILAND	11,256,315	16,310,091	44.90	5,132,011	7,992,014	55.73
SINGAPORE	4,803,813	5,862,722	22.04	4,568,993	4,365,464	-4.45
PHILIPPINES	24,123,018	28,844,003	19.57	8,851,155	11,995,920	35.53
MALAYSIA	30,469,525	28,250,307	-7.28	10,902,226	11,660,734	6.96
MYANMAR (FORM. BURMA)	1,854,318	2,166,908	16.86	508,891	748,341	47.05
CAMBODIA	118,424	419,665	254.37	51,574	220,833	328.19
BRUNEI DARUSSALAM	303,887	256,788	-15.50	112,187	130,071	15.94
NEPAL	11,730	11,049	-5.81	11,520	9,724	-15.59
VIET NAM	18,422,545	23,115,603	25.47	6,759,014	9,802,600	45.03
MALDIVES	35,270	52,332	48.38	38,213	101,896	166.65
INDIA	17,341,547	5,515,497	-68.19	9,011,353	5,330,447	-40.85
PAKISTAN	6,321,244	6,721,939	6.34	4,107,806	4,596,927	11.91
BANGLADESH	1,861,174	1,029,591	-44.68	776,368	691,624	-10.92
SRI LANKA	968,714	1,503,331	55.19	363,094	666,580	83.58
AFGHANISTAN	281,094	675,119	140.18	194,081	524,592	170.30
IRAQ	163,291	489,310	199.66	182,177	337,351	85.18
IRAN (ISLAMIC REPUBLIC OF)	258,062	411,018	59.27	202,737	281,552	38.88
SAUDI ARABIA	2,833,023	1,284,055	-54.68	1,732,745	876,454	-49.42
ISRAEL	404,212	215,272	-46.74	223,905	118,895	-46.90
KUWAIT	1,231,597	286,879	-76.71	511,600	183,987	-64.04
JORDAN	2,595,691	1,259,278	-51.49	1,440,063	822,478	-42.89
LEBANON	131,213	178,811	36.28	70,543	74,133	5.09
PALESTINA	0	17,795	-	0	9,101	-
YEMEN	1,668,376	1,372,369	-17.74	899,576	853,479	-5.12
OMAN	150,465	148,854	-1.07	84,147	80,769	-4.01
SYRIA ARAB REPUBLIC	1,625,534	1,416,405	-12.87	1,391,678	825,958	-40.65
TURKEY	3,712,592	7,429,346	100.11	1,929,217	4,634,589	140.23
UNITED ARAB EMIRATES	4,076,043	4,480,458	9.92	2,509,785	2,951,938	17.62
QATAR	674,274	346,135	-48.67	188,448	275,546	46.22
BAHRAIN	173,363	22,370	-87.10	63,324	10,755	-83.02
CYPRUS	29,260	10,174	-65.23	20,689	8,283	-59.96
EGYPT	7,739,309	8,252,602	6.63	4,254,922	4,276,227	0.50
LIBYAN ARAB JAMAHIRIYA	82,137	784,047	854.56	31,251	198,974	536.70
MOROCCO	78,542	269,080	242.59	59,986	168,585	181.04
TUNISIA	7,559	610,361	7,974.63	21,769	538,124	2,371.97
ALGERIA	2,166,210	3,289,429	51.85	949,183	1,474,769	55.37
SUDAN	660,005	1,066,886	61.65	447,224	545,030	21.87
LESOTHO	13,830	72,838	426.67	11,115	49,324	343.76

TABEL 5. PERKEMBANGAN EKSPOR INDONESIA MENURUT KOMODITI DAN NEGARA TUJUAN

JENIS BARANG	BERAT BERSIH (KG)		PERUB	NILAI FOB (US \$)		PERUB
	JAN-MEI 2009	JAN-MEI 2010	%	JAN-MEI 2009	JAN-MEI 2010	%
	(1)	(2)	(3)	(4)	(5)	(6)
NAMIBIA	21,968	0	-100.00	7,350	0	-100.00
ETHIOPIA	99,920	0	-100.00	55,800	0	-100.00
TANZANIA, UNITED REPUBLIC OF	107,705	126,909	17.83	39,518	56,120	42.01
MADAGASCAR	1,166,645	1,776,889	52.31	367,528	677,663	84.38
SOMALIA	22,010	0	-100.00	16,804	0	-100.00
KENYA	3,563,238	3,355,531	-5.83	831,094	944,551	13.65
REUNION	273,090	192,472	-29.52	183,246	119,950	-34.54
MOZAMBIQUE	11,947	48,453	305.57	5,248	28,918	451.03
BOTSWANA	67	0	-100.00	281	0	-100.00
TOGO	0	50,456	-	0	29,430	-
GHANA	213,840	32,053	-85.01	85,554	10,215	-88.06
LIBERIA	7	0	-100.00	45	0	-100.00
ANGOLA	807,715	250,567	-68.98	387,459	118,130	-69.51
CONGO	35,819	48,853	36.39	10,264	20,396	98.71
CAMEROON	44,152	58,653	32.84	11,783	20,548	74.39
NIGERIA	376,879	375,975	-0.24	150,158	193,018	28.54
GABON	100	68	-32.00	309	194	-37.22
COTE D'IVOIRE	103,340	153,160	48.21	53,794	46,440	-13.67
SENEGAL	172,743	331,997	92.19	147,000	237,093	61.29
BENIN	33,890	53,002	56.39	15,000	22,768	51.79
GUINEA BISSAU	0	14	-	0	70	-
GAMBIA	0	33	-	0	5	-
U.S. VIRGIN ISLANDS	180	0	-100.00	6,035	0	-100.00
SEYCHELLES	16,137	4,808	-70.21	62,775	12,541	-80.02
UGANDA	241	0	-100.00	570	0	-100.00
DJIBOUTI	48,156	0	-100.00	26,530	0	-100.00
SOUTH AFRICA	5,444,765	6,236,158	14.53	2,291,851	3,706,206	61.71
ZIMBABWE	11,778	12,785	8.55	5,964	4,356	-26.96
COMOROS	0	1,525	-	0	3,679	-
MAURITIUS	418,536	456,882	9.16	163,605	207,881	27.06
RWANDA	0	19,643	-	0	17,223	-
VIRGIN ISLANDS (BRITISH)	373	195	-47.72	1,412	798	-43.48
AUSTRALIA	17,565,207	16,250,614	-7.48	11,121,090	9,296,895	-16.40
NEW ZEALAND	6,803,458	5,740,495	-15.62	2,264,321	2,510,330	10.86
GUAM	2,024	2,316	14.43	4,797	8,394	74.98
PALAU	26	90	246.15	521	255	-51.06
NEW CALEDONIA	71,222	62,523	-12.21	40,867	44,793	9.61
SAINT VINCENT AND THE GRENADINES	23,144	23,099	-0.19	8,599	7,404	-13.90
VANUATU	64,798	15,996	-75.31	46,619	11,271	-75.82
WALLIS AND FUTUNA ISLANDS	80	513	541.25	160	1,031	544.38
AMERICAN SAMOA	0	535	-	0	1,689	-
COOK ISLANDS	854	427	-50.00	3,278	1,105	-66.29
FIJI	98,484	25,141	-74.47	40,768	29,653	-27.26
SAMOA	323	8,772	2,615.79	1,374	5,996	336.39
SOLOMON ISLANDS	10,322	0	-100.00	5,976	0	-100.00
TONGA	28	1,333	4,660.71	55	985	1,690.91
EAST TIMOR	305,870	211,682	-30.79	249,882	166,516	-33.36
UNITED STATES	4,670,472	5,483,453	17.41	3,904,893	5,677,102	45.38
CANADA	587,756	495,662	-15.67	312,512	323,147	3.40
MEXICO	1,544,352	1,146,551	-25.76	958,531	635,559	-33.69
GUATEMALA	738,114	501,603	-32.04	262,938	276,493	5.16
HONDURAS	68,216	194,247	184.75	26,040	68,876	164.50
NICARAGUA	545	21,923	3,922.57	1,106	10,791	875.68
PANAMA	1,299,536	1,844,437	41.93	653,553	1,060,627	62.29
CUBA	17,688	43,131	143.84	16,525	20,111	21.70
SURINAME	18,124	60,495	233.78	11,916	41,851	251.22
CHILE	1,483,681	802,589	-45.91	698,664	655,306	-6.21
VENEZUELA	26,001	10,092	-61.19	99,486	47,288	-52.47
ARGENTINA	500,986	1,031,204	105.83	371,682	617,635	66.17
BRAZIL	3,201,620	3,529,861	10.25	971,185	1,419,546	46.17
COLOMBIA	541,779	193,502	-64.28	319,262	140,821	-55.89
BOLIVIA	21,990	0	-100.00	11,574	0	-100.00
URUGUAY	46,711	228,915	390.07	25,631	101,217	294.90
PARAGUAY	64,335	38,313	-40.45	20,838	20,899	0.29
ECUADOR	617,078	1,279,984	107.43	211,822	536,607	153.33
PERU	51,290	530,523	934.36	43,947	222,139	405.47
GUYANA	27,971	92,531	230.81	17,963	33,369	85.77
TRINIDAD AND TOBAGO	1,188,136	291,861	-75.44	444,878	109,624	-75.36
BAHAMAS	0	54	-	0	1,454	-
JAMAICA	64,384	126,406	96.33	25,904	46,743	80.45
PUERTO RICO	558,029	563,818	1.04	313,708	387,398	23.49
DOMINICAN REPUBLIC	326,539	87,099	-73.33	134,984	65,764	-51.28
EL SALVADOR	43,920	0	-100.00	15,839	0	-100.00
COSTA RICA	77,002	22,242	-71.12	40,966	14,105	-65.57
HAITI	738,806	0	-100.00	213,473	0	-100.00
BARBADOS	83,010	85,356	2.83	43,580	62,984	44.53
ANGUILLA	58	912	1,472.41	241	3,374	1,300.00
ARUBA	21,433	631	-97.06	13,931	653	-95.31

TABEL 5. PERKEMBANGAN EKSPOR INDONESIA MENURUT KOMODITI DAN NEGARA TUJUAN

JENIS BARANG	BERAT BERSIH (KG)		PERUB	NILAI FOB (US \$)		PERUB
	JAN-MEI 2009	JAN-MEI 2010	%	JAN-MEI 2009	JAN-MEI 2010	%
(1)	(2)	(3)	(4)	(5)	(6)	(7)
BERMUDA	29	155	434.48	114	117	2.63
CAPE VERDE	34,535	0	-100.00	15,781	0	-100.00
CAYMAN ISLANDS	0	75	-	0	84	-
DOMINICA	0	1,263	-	0	2,198	-
FRENCH GUIANA	3,922	811	-79.32	15,059	808	-94.63
FRENCH POLYNESIA	3,041	3,904	28.38	4,924	6,069	23.25
MARTINIQUE	1,128	554	-50.89	1,901	1,414	-25.62
NETHERLANDS ANTILLES	3,533	6,293	78.12	10,755	53,360	396.14
SAINT LUCIA	46,459	1,148	-97.53	16,777	5,569	-66.81
GUADELOUPE	2,997	1,855	-38.10	5,715	3,606	-36.90
SAINT KITTS AND NEVIS	0	231	-	0	519	-
UNITED KINGDOM	868,090	845,575	-2.59	1,109,477	1,336,279	20.44
NETHERLANDS	807,575	1,007,636	24.77	813,201	834,660	2.64
FRANCE	500,330	384,978	-23.06	1,040,564	630,711	-39.39
GERMANY, FED. REP. OF	717,842	850,390	18.46	1,074,712	1,125,350	4.71
AUSTRIA	5,878	1,265	-78.48	41,732	6,306	-84.89
BELGIUM	91,619	40,104	-56.23	166,495	122,359	-26.51
SWITZERLAND	6,097	17,923	193.96	31,719	145,819	359.72
DENMARK	105,631	80,960	-23.36	51,503	61,281	18.99
NORWAY	23,889	1,424	-94.04	15,368	4,158	-72.94
SWEDEN	29,664	35,589	19.97	37,639	36,332	-3.47
FINLAND	312,766	315,975	1.03	225,197	250,829	11.38
IRELAND	111,517	136,610	22.50	92,457	131,436	42.16
ITALY	494,602	424,096	-14.26	497,981	718,565	44.30
SPAIN	8,614,150	249,151	-97.11	2,132,595	448,451	-78.97
PORTUGAL	106,238	45,929	-56.77	70,521	60,873	-13.68
GREECE	243,513	540,594	122.00	165,503	246,180	48.75
DEMOCRATIC REPUBLIC OF THE HUNGARY	97,133	88,495	-8.89	64,709	39,083	-39.60
HUNGARY	22,635	37,004	63.48	95,003	38,371	-59.61
POLAND	2,014,974	1,828,192	-9.27	1,526,242	1,244,826	-18.44
ROMANIA	431,709	218,229	-49.45	378,802	219,758	-41.99
BULGARIA	488,747	79,821	-83.67	208,918	48,954	-76.57
YUGOSLAVIA	328	0	-100.00	714	0	-100.00
ALBANIA	38,161	75,821	98.69	20,462	49,179	140.34
AZERBAIJAN	3	0	-100.00	15	0	-100.00
BELARUS	7,505	0	-100.00	7,003	0	-100.00
KAZAKHSTAN	62,031	168,586	171.78	87,423	204,614	134.05
UKRAINE	208,212	559,708	168.82	360,155	772,678	114.54
LITHUANIA	19,487	31,726	62.81	26,893	42,811	59.19
LATVIA	620	2	-99.68	3,479	15	-99.57
ESTONIA	1,141	115,848	10,053.20	2,615	166,408	6,263.59
GEORGIA	134,662	112,214	-16.67	42,766	53,891	26.01
CROATIA	136,966	272,972	99.30	108,030	223,512	106.90
BOSNIA AND HERZEGOVINA	205,286	16,725	-91.85	173,938	14,527	-91.65
MALTA	4,301	56,294	1,208.86	9,981	33,436	235.00
SLOVAKIA	0	55	-	0	161	-
SLOVENIA	2,216	714	-67.78	3,793	1,754	-53.76
CZECH REPUBLIC	127,037	442,626	248.42	106,179	365,728	244.44
RUSSIA FEDERATION	489,224	1,234,448	152.33	565,752	1,252,448	121.38
KERTAS DAN BARANG DARI KEI	1,733,492,661	1,870,514,175	7.90	1,310,855,757	1,697,961,303	29.53
JAPAN	175,239,655	198,550,498	13.30	161,842,347	180,202,843	11.34
HONG KONG	37,524,802	47,941,571	27.76	29,799,322	40,045,855	34.39
KOREA, DEMOCRATIC PEOPLE'S	1,850	0	-100.00	4,636	0	-100.00
KOREA, REPUBLIC OF	27,581,967	50,359,291	82.58	22,984,247	47,255,121	105.60
TAIWAN	56,683,527	63,782,040	12.52	28,560,244	46,147,612	61.58
CHINA	95,087,728	118,272,219	24.38	54,056,922	90,387,109	67.21
MONGOLIA	103,520	58,964	-43.04	54,557	69,621	27.61
MACAU	259,558	1,031,385	297.36	137,879	516,979	274.95
PAPUA NEW GUINEA	1,552,644	1,587,939	2.27	1,389,606	1,571,940	13.12
THAILAND	37,342,265	49,250,059	31.89	29,813,475	46,820,423	57.04
SINGAPORE	66,042,869	72,904,548	10.39	43,880,754	56,682,560	29.17
PHILIPPINES	47,043,690	42,894,358	-8.82	30,838,692	37,835,478	22.69
MALAYSIA	160,768,707	184,025,030	14.47	106,279,744	155,791,575	46.59
MYANMAR (FORM. BURMA)	15,746,372	21,385,601	35.81	9,186,945	14,102,218	53.50
CAMBODIA	6,378,324	4,420,771	-30.69	4,459,251	3,963,405	-11.12
BRUNEI DARUSSALAM	437,320	436,700	-0.14	614,705	557,421	-9.32
LAO PEOPLE'S DEMOCRATIC RE	32,289	32,333	0.14	21,004	20,393	-2.91
NEPAL	41,520	210,686	407.43	757,963	212,533	-71.96
VIET NAM	102,905,152	99,119,716	-3.68	67,913,784	86,708,478	27.67
MALDIVES	333,292	256,316	-23.10	370,267	284,016	-23.29
INDIA	32,794,523	24,945,242	-23.93	25,964,381	25,426,670	-2.07
PAKISTAN	39,897,256	41,636,463	4.36	26,069,053	42,932,562	64.69
BANGLADESH	20,391,310	21,733,906	6.58	12,976,815	16,550,662	27.54
SRI LANKA	28,291,865	27,977,678	-1.11	17,521,235	19,460,963	11.07
AFGHANISTAN	32,593	47,841	46.78	181,657	53,523	-70.54
IRAQ	16,166	0	-100.00	12,609	0	-100.00
IRAN (ISLAMIC REPUBLIC OF)	44,466,513	25,591,036	-42.45	33,795,011	21,997,839	-34.91

TABEL 5. PERKEMBANGAN EKSPOR INDONESIA MENURUT KOMODITI DAN NEGARA TUJUAN

JENIS BARANG	BERAT BERSIH (KG)		PERUB %	NILAI FOB (US \$)		PERUB %
	JAN-MEI 2009	JAN-MEI 2010		JAN-MEI 2009	JAN-MEI 2010	
(1)	(2)	(3)	(4)	(5)	(6)	(7)
SAUDI ARABIA	49,595,410	71,094,869	43.35	33,121,660	83,568,376	152.31
ISRAEL	17,937	1,594,195	8,787.75	20,819	1,373,408	6,496.90
KUWAIT	4,044,492	5,473,162	35.32	3,974,827	6,688,054	68.26
JORDAN	14,199,116	16,364,758	15.25	10,487,343	14,854,914	41.65
LEBANON	12,362,152	4,207,027	-65.97	7,019,677	4,220,701	-39.87
YEMEN	10,537,783	6,716,558	-36.26	7,199,423	5,881,798	-18.30
OMAN	5,211,313	4,952,193	-4.97	4,412,983	5,017,206	13.69
SYRIA ARAB REPUBLIC	10,238,986	4,930,307	-51.85	7,350,250	3,854,608	-47.56
TURKEY	33,779,853	22,017,935	-34.82	19,642,501	19,563,266	-0.40
UNITED ARAB EMIRATES	66,546,618	96,082,120	44.38	51,776,671	99,449,267	92.07
QATAR	3,359,416	4,615,131	37.38	3,363,256	5,406,433	60.75
BAHRAIN	3,410,903	3,433,552	0.66	3,103,084	3,618,146	16.60
CYPRUS	3,718,092	3,457,271	-7.01	2,920,931	2,904,853	-0.55
EGYPT	25,387,232	17,066,188	-32.78	18,438,880	16,809,895	-8.83
LIBYAN ARAB JAMAHIRIYA	3,852,047	4,232,450	9.88	3,127,064	4,128,185	32.01
MOROCCO	560,436	147,610	-73.66	455,838	204,124	-55.22
TUNISIA	1,030,140	794,184	-22.91	896,222	700,747	-21.81
ALGERIA	9	234,446	2,604,855.56	88	756,582	859,652.27
SUDAN	11,079,823	8,781,625	-20.74	8,385,131	8,260,669	-1.48
ERITREA	82,625	0	-100.00	77,667	0	-100.00
NAMIBIA	71,747	44	-99.94	102,430	2	-100.00
ETHIOPIA	1,104,035	957,740	-13.25	504,477	543,979	7.83
TANZANIA, UNITED REPUBLIC OF	1,136,638	393,137	-65.41	921,846	436,773	-52.62
MADAGASCAR	782,196	1,056,520	35.07	730,807	1,208,853	65.41
SOMALIA	309,814	135,481	-56.27	323,016	152,646	-52.74
KENYA	5,683,857	4,948,682	-12.93	3,861,263	4,203,446	8.86
REUNION	1,205,086	1,321,192	9.63	1,242,145	1,423,317	14.59
MOZAMBIQUE	693,952	966,021	39.21	644,879	939,132	45.63
EQUATORIAL GUINEA	37,166	0	-100.00	27,009	0	-100.00
TOGO	6,004,173	6,724,530	12.00	5,644,378	6,913,315	22.48
GHANA	6,590,993	4,674,671	-29.07	5,045,095	4,443,005	-11.93
LIBERIA	220,159	216,195	-1.80	205,934	220,061	6.86
GUINEA	773,924	1,366,336	76.55	700,789	1,414,346	101.82
ANGOLA	295,425	1,047,511	254.58	302,959	793,388	161.88
CONGO	1,527,492	1,208,084	-20.91	1,410,819	1,200,573	-14.90
CAMEROON	3,079,261	1,726,875	-43.92	2,265,553	1,786,353	-21.15
NIGERIA	25,566,029	37,099,489	45.11	17,686,268	37,139,347	109.99
SIERRA LEONE	562,905	116,745	-79.26	540,379	101,986	-81.13
GABON	361,230	357,968	-0.90	360,556	436,654	21.11
COTE D'IVOIRE	2,337,476	791,614	-66.13	1,996,538	742,888	-62.79
SENEGAL	1,106,437	1,165,151	5.31	842,490	1,222,456	45.10
MAURITANIA	401,326	148,841	-62.91	386,367	148,608	-61.54
MALI	40,012	0	-100.00	30,612	0	-100.00
BENIN	3,580,651	1,433,105	-59.98	3,246,620	1,477,411	-54.49
BURKINA FASO	53,743	10,170	-81.08	37,247	8,024	-78.46
GAMBIA	127,742	158,957	24.44	90,604	135,745	49.82
SEYCHELLES	21,035	2,435	-88.42	20,723	4,617	-77.72
UGANDA	285,179	234,374	-17.82	297,691	283,246	-4.85
NIGER	4,625	16,368	253.90	6,050	14,082	132.76
DJIBOUTI	7,029,296	12,127,012	72.52	5,623,095	12,172,682	116.48
SAO TOME AND PRINCIPE	18,549	75,416	306.58	13,982	77,239	452.42
SWAZILAND	60	0	-100.00	825	0	-100.00
SOUTH AFRICA	25,343,303	25,550,345	0.82	17,711,791	20,776,324	17.30
ZIMBABWE	50,823	522,495	928.07	25,412	497,275	1,856.85
ZAMBIA	0	35,096	-	0	45,908	-
MALAWI	73,627	12,609	-82.87	64,366	18,835	-70.74
COMOROS	54,087	0	-100.00	51,897	0	-100.00
MAURITIUS	6,056,968	5,779,040	-4.59	3,675,379	4,201,601	14.32
VIRGIN ISLANDS (BRITISH)	88,232	6	-99.99	45,650	28	-99.94
AUSTRALIA	52,104,726	66,100,799	26.86	51,163,035	62,610,487	22.37
NEW ZEALAND	10,096,164	16,874,651	67.14	9,700,552	12,883,607	32.81
MICRONESIA, FEDERATED STATES OF	0	57,981	-	0	52,142	-
GUAM	267,590	153,587	-42.60	285,443	183,778	-35.62
PALAU	752	106	-85.90	11,569	301	-97.40
NEW CALEDONIA	675,404	974,917	44.35	624,260	1,067,607	71.02
VANUATU	55,679	85,885	54.25	67,983	98,443	44.81
WALLIS AND FUTUNA ISLANDS	602	351	-41.69	788	704	-10.66
AMERICAN SAMOA	19,317	76	-99.61	16,827	452	-97.31
COOK ISLANDS	18,730	10,475	-44.07	37,695	24,566	-34.83
FIJI	593,108	1,425,477	140.34	532,175	1,265,862	137.87
KIRIBATI	5,708	2,750	-51.82	12,703	6,400	-49.62
MARSHALL ISLANDS	0	18,983	-	0	15,414	-
SAMOA	17,710	55,172	211.53	19,054	54,186	184.38
SOLOMON ISLANDS	25,853	28,433	9.98	54,371	70,343	29.38
TONGA	19,249	17,384	-9.69	15,359	26,598	73.18
TUVALU	1,031	90	-91.27	1,541	92	-94.03
EAST TIMOR	653,289	776,009	18.78	671,237	952,435	41.89
UNITED STATES	90,426,071	94,563,184	4.58	85,283,788	99,229,848	16.35

TABEL 5. PERKEMBANGAN EKSPOR INDONESIA MENURUT KOMODITI DAN NEGARA TUJUAN

JENIS BARANG	BERAT BERSIH (KG)		PERUB	NILAI FOB (US \$)		PERUB
	JAN-MEI 2009	JAN-MEI 2010	%	JAN-MEI 2009	JAN-MEI 2010	%
	(1)	(2)	(3)	(4)	(5)	(6)
CANADA	16,657,484	31,931,061	91.69	14,867,995	28,170,300	89.47
MEXICO	3,698,663	583,470	-84.22	3,122,267	579,891	-81.43
GUATEMALA	1,758,935	10,130,314	475.93	1,286,166	7,384,953	474.18
HONDURAS	1,149,472	183,311	-84.05	784,858	184,407	-76.50
NICARAGUA	1,007,992	994,664	-1.32	697,841	781,332	11.96
PANAMA	1,962,334	1,054,148	-46.28	1,623,849	902,222	-44.44
CUBA	1,316,462	2,864,238	117.57	1,078,159	2,846,052	163.97
SURINAME	323,966	102,687	-68.30	289,821	105,049	-63.75
CHILE	1,730,967	1,848,812	6.81	1,744,755	2,208,956	26.61
VENEZUELA	2,053,882	2,628,502	27.98	1,665,555	2,112,020	26.81
ARGENTINA	661,553	587,584	-11.18	832,789	816,174	-2.00
BRAZIL	16,714,010	31,057,244	85.82	12,602,647	24,471,059	94.17
COLOMBIA	1,618,529	2,856,027	76.46	1,710,281	2,994,230	75.07
BOLIVIA	399,554	0	-100.00	252,768	0	-100.00
URUGUAY	36,382	699,580	1,822.87	54,634	790,876	1,347.59
PARAGUAY	174,642	476,271	172.71	139,161	367,940	164.40
ECUADOR	4,039,013	4,194,997	3.86	3,397,183	4,338,495	27.71
PERU	3,655,395	6,225,440	70.31	3,547,035	5,599,372	57.86
GUYANA	666,914	74,567	-88.82	417,462	53,564	-87.17
TRINIDAD AND TOBAGO	293,096	618,868	111.15	225,993	495,696	119.34
BAHAMAS	11,407	10	-99.91	12,493	56	-99.55
JAMAICA	526,134	408,716	-22.32	460,026	450,129	-2.15
PUERTO RICO	2,607,589	2,192,557	-15.92	1,968,445	1,757,929	-10.69
BELIZE	0	586	-	0	408	-
DOMINICAN REPUBLIC	1,070,183	1,520,875	42.11	777,498	1,142,467	46.94
EL SALVADOR	1,688,928	954,283	-43.50	1,224,165	791,785	-35.32
COSTA RICA	4,735,689	2,473,316	-47.77	3,277,796	1,935,797	-40.94
HAITI	62,316	139,240	123.44	69,917	142,837	104.30
BARBADOS	35,703	126,224	253.54	35,576	100,472	182.42
ARUBA	0	7,809	-	0	7,871	-
BERMUDA	465	140	-69.89	1,530	1,595	4.25
CAPE VERDE	18,549	0	-100.00	14,084	0	-100.00
CAYMAN ISLANDS	3	68	2,166.67	200	90	-55.00
DOMINICA	290,453	0	-100.00	204,957	0	-100.00
FRENCH GUIANA	123	171,029	138,947.97	340	144,057	42,269.71
FRENCH POLYNESIA	686,065	529,959	-22.75	675,048	492,068	-27.11
MARTINIQUE	199,271	166,642	-16.37	186,685	171,505	-8.13
NETHERLANDS ANTILLES	82,211	38,066	-53.70	76,996	38,314	-50.24
SAINT LUCIA	0	21,727	-	0	21,227	-
GUADELOUPE	132,092	282,939	114.20	108,428	239,129	120.54
SAINT KITTS AND NEVIS	0	391	-	0	878	-
UNITED KINGDOM	19,752,351	8,178,745	-58.59	18,450,918	9,363,055	-49.25
NETHERLANDS	7,615,151	2,984,883	-60.80	7,165,286	5,178,462	-27.73
FRANCE	2,700,659	3,924,409	45.31	3,009,531	5,819,394	93.37
GERMANY, FED. REP. OF	3,978,853	3,260,644	-18.05	6,398,974	6,727,010	5.13
AUSTRIA	71,857	3,436	-95.22	69,050	25,377	-63.25
BELGIUM	25,282,527	16,651,659	-34.14	21,241,205	16,087,698	-24.26
SWITZERLAND	16,315	40,933	150.89	47,333	111,544	135.66
LUXEMBOURG	1	0	-100.00	1	0	-100.00
DENMARK	335,564	281,712	-16.05	769,340	553,246	-28.09
NORWAY	174,873	240,902	37.76	211,959	314,784	48.51
SWEDEN	354,930	306,347	-13.69	721,121	559,890	-22.36
FINLAND	188,402	271,724	44.23	278,753	377,901	35.57
IRELAND	1,070,389	357,257	-66.62	1,326,804	514,519	-61.22
ITALY	34,430,680	13,640,201	-60.38	25,606,539	12,055,093	-52.92
SPAIN	15,279,385	15,125,787	-1.01	14,705,893	14,121,365	-3.97
PORTUGAL	2,122,978	931,758	-56.11	2,122,515	1,013,707	-52.24
GREECE	12,322,009	8,935,432	-27.48	10,225,533	7,111,982	-30.45
LIECHTENSTEIN	62	0	-100.00	3,063	0	-100.00
DEMOCRATIC REPUBLIC OF THE	2,164,854	2,406,330	11.15	2,262,171	2,458,159	8.66
HUNGARY	1,185,662	96,671	-91.85	776,252	93,139	-88.00
POLAND	916,021	421,844	-53.95	797,351	476,697	-40.21
ROMANIA	4,019,135	1,116,101	-72.23	3,425,054	801,736	-76.59
BULGARIA	881,435	222,028	-74.81	597,279	215,082	-63.99
YUGOSLAVIA	616,905	57,318	-90.71	425,765	41,544	-90.24
ALBANIA	903,053	1,946,804	115.58	782,646	1,746,241	123.12
ARMENIA	125,676	25,001	-80.11	107,000	18,304	-82.89
KAZAKHSTAN	62,702	0	-100.00	39,959	0	-100.00
UKRAINE	2,089,760	3,764,083	80.12	1,721,220	3,582,916	108.16
UZBEKISTAN	0	28	-	0	2	-
LITHUANIA	364,124	159,850	-56.10	497,562	225,788	-54.62
LATVIA	79,808	38,261	-52.06	100,160	26,010	-74.03
ESTONIA	176,599	15,152	-91.42	255,211	34,293	-86.56
GEORGIA	1,376,103	2,327,377	69.13	1,246,803	2,033,046	63.06
CROATIA	713,275	353,354	-50.46	601,939	329,734	-45.22
BOSNIA AND HERZEGOVINA	461,913	0	-100.00	258,937	0	-100.00
MALTA	447,828	905,453	102.19	373,613	746,796	99.88
SLOVAKIA	105,281	142	-99.87	98,905	1,950	-98.03

TABEL 5. PERKEMBANGAN EKSPOR INDONESIA MENURUT KOMODITI DAN NEGARA TUJUAN

JENIS BARANG	BERAT BERSIH (KG)		PERUB	NILAI FOB (US \$)		PERUB
	JAN-MEI 2009	JAN-MEI 2010	%	JAN-MEI 2009	JAN-MEI 2010	%
(1)	(2)	(3)	(4)	(5)	(6)	(7)
SLOVENIA	2,576,448	333,296	-87.06	1,650,867	289,483	-82.46
CZECH REPUBLIC	251,853	509	-99.80	172,490	2,263	-98.69
REP. OF MACEDONIA	0	40,885	-	0	31,452	-
RUSSIA FEDERATION	2,538,918	4,827,160	90.13	2,427,611	5,643,998	132.49
-GLISEROL DAN LARUTAN ALKA	20,357,403	13,959,919	-31.43	3,306,050	2,691,650	-18.58
JAPAN	1,442,010	2,238,680	55.25	243,701	425,985	74.80
CHINA	16,278,880	9,992,706	-38.62	2,279,124	1,796,966	-21.16
SINGAPORE	6	861	14,250.00	9	501	5,466.67
PHILIPPINES	241,670	374,563	54.99	114,040	132,803	16.45
MALAYSIA	760,000	0	-100.00	125,000	0	-100.00
INDIA	1,180,930	1,171,110	-0.83	324,474	218,157	-32.77
SAUDI ARABIA	100,000	0	-100.00	38,500	0	-100.00
EGYPT	220,000	0	-100.00	97,000	0	-100.00
ETHIOPIA	20,900	0	-100.00	16,302	0	-100.00
MOZAMBIQUE	44,000	88,000	100.00	28,600	59,400	107.69
CAMEROON	20,000	0	-100.00	8,400	0	-100.00
MALAWI	0	22,000	-	0	12,870	-
NEW ZEALAND	20,000	0	-100.00	9,300	0	-100.00
CANADA	29,007	71,999	148.21	21,600	44,968	108.19
-MARGARIN DAN LEMAK LAINNY	146,866,916	135,190,787	-7.95	103,783,585	119,386,006	15.03
JAPAN	1,106,146	694,302	-37.23	999,928	619,349	-38.06
HONG KONG	2,267,979	538,862	-76.24	1,110,280	471,743	-57.51
KOREA, REPUBLIC OF	974,424	1,220,615	25.27	675,485	1,166,130	72.64
TAIWAN	638,317	990,181	55.12	429,349	836,039	94.72
CHINA	20,730,443	20,718,637	-0.06	12,389,275	17,658,976	42.53
PAPUA NEW GUINEA	447,312	473,533	5.86	294,722	500,523	69.83
THAILAND	946,000	2,991,497	216.23	679,499	2,857,067	320.47
SINGAPORE	9,237,337	1,189,568	-87.12	7,717,550	1,071,530	-86.12
PHILIPPINES	3,709,576	2,957,320	-20.28	2,505,197	2,703,534	7.92
MALAYSIA	622,428	87,709	-85.91	609,689	131,892	-78.37
MYANMAR (FORM. BURMA)	796,378	529,681	-33.49	570,624	651,767	14.22
CAMBODIA	21,960	21,960	0.00	16,348	16,348	0.00
BRUNEI DARUSSALAM	0	108,436	-	0	92,955	-
VIET NAM	2,109,887	5,478,763	159.67	1,944,660	4,473,998	130.07
MALDIVES	8,571	3,630	-57.65	8,737	4,170	-52.27
INDIA	612,538	81,905	-86.63	571,515	87,124	-84.76
PAKISTAN	957,360	126,000	-86.84	707,580	108,360	-84.69
BANGLADESH	22,050	0	-100.00	11,832	0	-100.00
SRI LANKA	4,579,895	4,846,782	5.83	2,512,218	3,862,741	53.76
AFGHANISTAN	38,027	1,221,408	3,111.95	29,477	1,147,746	3,793.70
IRAQ	5,294,549	0	-100.00	3,989,820	0	-100.00
IRAN (ISLAMIC REPUBLIC OF)	3,788,509	1,282,000	-66.16	2,953,387	1,178,961	-60.08
SAUDI ARABIA	3,431,848	5,358,874	56.15	2,235,221	4,539,269	103.08
ISRAEL	86,880	1,183,917	1,262.70	58,058	1,074,832	1,751.31
KUWAIT	33,600	199,700	494.35	36,326	235,833	549.21
JORDAN	144,688	44,500	-69.24	89,231	51,110	-42.72
LEBANON	491,586	196,428	-60.04	383,230	262,930	-31.39
YEMEN	80,000	80,000	0.00	50,000	69,000	38.00
OMAN	22,000	351,700	1,498.64	24,669	292,586	1,086.05
SYRIA ARAB REPUBLIC	1,441,187	342,049	-76.27	1,171,290	411,070	-64.90
TURKEY	2,778,960	2,549,959	-8.24	2,264,577	2,374,500	4.85
UNITED ARAB EMIRATES	476,590	407,600	-14.48	310,768	420,936	35.45
QATAR	19,080	37,497	96.53	9,731	42,974	341.62
EGYPT	5,792,399	5,463,318	-5.68	4,265,401	4,941,853	15.86
MOROCCO	720,599	126,000	-82.51	534,273	122,640	-77.05
TUNISIA	0	21,496	-	0	27,482	-
ALGERIA	9,751,882	10,170,348	4.29	6,254,227	8,682,971	38.83
SUDAN	1,068,600	1,019,415	-4.60	716,864	866,672	20.90
NAMIBIA	55,380	92,300	66.67	35,721	78,269	119.11
ETHIOPIA	463,200	288,000	-37.82	326,964	254,880	-22.05
TANZANIA, UNITED REPUBLIC OF	75,800	322,525	325.49	50,795	263,539	418.83
MADAGASCAR	23,364	0	-100.00	11,965	0	-100.00
KENYA	81,600	0	-100.00	46,308	0	-100.00
MOZAMBIQUE	613,405	1,319,320	115.08	401,325	1,156,836	188.25
TOGO	702,840	316,487	-54.97	435,650	265,795	-38.99
GHANA	2,321,078	2,746,840	18.34	1,525,893	2,269,689	48.74
LIBERIA	258,781	239,591	-7.42	184,561	223,018	20.84
ANGOLA	3,134,336	2,204,943	-29.65	2,049,540	1,904,056	-7.10
CONGO	870,385	462,587	-46.85	581,066	425,429	-26.78
CAMEROON	604,527	534,446	-11.59	366,129	475,716	29.93
NIGERIA	7,543,592	13,184,356	74.78	4,656,971	10,639,458	128.46
SIERRA LEONE	138,982	140,310	0.96	91,607	126,251	37.82
COTE D'IVOIRE	0	62,199	-	0	56,242	-
SENEGAL	0	132,000	-	0	110,220	-
BENIN	1,673,901	2,591,255	54.80	1,018,138	2,074,654	103.77
GAMBIA	31,680	37,150	17.27	22,493	28,978	28.83

TABEL 5. PERKEMBANGAN EKSPOR INDONESIA MENURUT KOMODITI DAN NEGARA TUJUAN

JENIS BARANG	BERAT BERSIH (KG)		PERUB %	NILAI FOB (US \$)		PERUB %
	JAN-MEI 2009	JAN-MEI 2010		JAN-MEI 2009	JAN-MEI 2010	
	(1)	(2)	(3)	(4)	(5)	(6)
DJIBOUTI	383,631	360,768	-5.96	270,053	315,573	16.86
SAO TOME AND PRINCIPE	182,000	0	-100.00	137,540	0	-100.00
SOUTH AFRICA	1,418,326	1,996,064	40.73	1,268,824	2,080,537	63.97
MALAWI	101,250	40,500	-60.00	71,415	35,506	-50.28
MAURITIUS	16,900	0	-100.00	11,154	0	-100.00
AUSTRALIA	1,883,215	1,983,145	5.31	1,248,612	1,768,352	41.63
NEW ZEALAND	1,987,751	1,735,536	-12.69	1,355,562	1,601,946	18.18
FIJI	42,200	21,000	-50.24	24,378	17,745	-27.21
KIRIBATI	0	10,259	-	0	13,547	-
SAMOA	0	61,500	-	0	54,662	-
SOLOMON ISLANDS	52,306	20,439	-60.92	49,683	32,196	-35.20
EAST TIMOR	254,264	105,106	-58.66	235,299	96,072	-59.17
UNITED STATES	12,909	59,212	358.69	32,651	81,337	149.11
CANADA	393	0	-100.00	1,300	0	-100.00
NICARAGUA	44,000	0	-100.00	27,319	0	-100.00
CHILE	0	89,000	-	0	83,579	-
ARGENTINA	0	22,000	-	0	18,260	-
BRAZIL	0	1,382,100	-	0	1,806,533	-
TRINIDAD AND TOBAGO	260,261	462,422	77.68	181,579	409,113	125.31
JAMAICA	1,301,777	1,092,304	-16.09	798,159	854,937	7.11
HAITI	58,500	59,250	1.28	45,045	49,347	9.55
BARBADOS	260,273	120,126	-53.85	181,195	101,628	-43.91
CAPE VERDE	15,508	0	-100.00	11,184	0	-100.00
MARTINIQUE	16,918	0	-100.00	10,225	0	-100.00
UNITED KINGDOM	0	62,100	-	0	48,024	-
NETHERLANDS	15,275	3	-99.98	18,503	4	-99.98
GERMANY, FED. REP. OF	1	0	-100.00	1	0	-100.00
DENMARK	11,548,188	10,999,840	-4.75	6,013,676	6,558,908	9.07
ITALY	199,960	0	-100.00	134,973	0	-100.00
SPAIN	0	44,000	-	0	51,040	-
GREECE	289,998	571,292	97.00	247,933	560,403	126.03
DEMOCRATIC REPUBLIC OF THE	423,250	858,137	102.75	248,768	730,986	193.84
HUNGARY	20,500	20,500	0.00	13,854	17,671	27.55
ROMANIA	2,001,000	509,287	-74.55	1,706,582	581,726	-65.91
BULGARIA	2,398,248	2,209,200	-7.88	1,761,843	2,076,086	17.84
ALBANIA	0	66,000	-	0	62,663	-
AZERBAIJAN	0	200	-	0	230	-
BELARUS	0	44,400	-	0	58,857	-
KAZAKHSTAN	66,566	254,924	282.96	64,614	280,010	333.36
TURKMENISTAN	41,493	168,023	304.94	38,857	210,764	442.41
UKRAINE	5,760,782	3,981,513	-30.89	6,166,479	4,600,519	-25.39
UZBEKISTAN	72,314	220,500	204.92	54,375	158,760	191.97
LATVIA	224,087	196,317	-12.39	187,215	217,948	16.42
ESTONIA	21,760	216,840	896.51	44,608	365,876	720.20
GEORGIA	81,999	41,000	-50.00	69,290	63,837	-7.87
CROATIA	22,000	154,440	602.00	15,159	160,987	961.99
SLOVENIA	486,332	658,739	35.45	338,458	559,720	65.37
RUSSIA FEDERATION	11,058,345	6,502,902	-41.19	9,761,056	8,189,476	-16.10
-SABUN MANDI DAN CUCI	222,684,880	244,778,340	9.92	211,398,484	247,404,768	17.03
JAPAN	3,927,656	3,893,366	-0.87	4,222,410	4,213,636	-0.21
HONG KONG	1,458,918	1,400,575	-4.00	1,975,773	1,908,886	-3.39
KOREA, DEMOCRATIC PEOPLE'S	481,200	398,857	-17.11	311,825	347,248	11.36
KOREA, REPUBLIC OF	1,696,677	2,639,409	55.56	1,935,699	3,035,566	56.82
TAIWAN	2,371,375	2,720,807	14.74	2,616,644	3,266,136	24.82
CHINA	10,039,339	8,608,017	-14.26	7,561,795	8,637,085	14.22
MONGOLIA	218,507	511,836	134.24	173,807	618,047	255.59
MACAU	0	219	-	0	1,513	-
PAPUA NEW GUINEA	3,880,995	5,080,704	30.91	2,466,373	3,696,614	49.88
THAILAND	2,704,108	4,487,518	65.95	3,627,880	5,865,371	61.67
SINGAPORE	6,213,666	7,695,698	23.85	7,323,046	11,343,528	54.90
PHILIPPINES	8,182,737	5,571,218	-31.91	7,628,979	5,728,055	-24.92
MALAYSIA	27,177,066	31,108,369	14.47	25,477,197	32,432,109	27.30
MYANMAR (FORM. BURMA)	3,033,529	8,091,957	166.75	2,440,554	5,798,494	137.59
CAMBODIA	25,576	31,298	22.37	30,796	54,210	76.03
BRUNEI DARUSSALAM	534,661	384,477	-28.09	648,253	511,676	-21.07
VIET NAM	2,486,020	3,166,242	27.36	2,921,555	4,301,257	47.22
MALDIVES	909,407	837,155	-7.94	1,063,136	906,033	-14.78
INDIA	5,490,980	3,924,722	-28.52	5,341,063	3,929,507	-26.43
PAKISTAN	2,913,317	1,781,339	-38.86	3,617,416	2,256,598	-37.62
BANGLADESH	143,523	173,720	21.04	225,295	290,181	28.80
SRI LANKA	44,539	93,503	109.94	54,723	151,307	176.50
AFGHANISTAN	132,520	19,006	-85.66	178,501	20,373	-88.59
IRAQ	1,899,020	1,520,625	-19.93	2,600,621	1,742,877	-32.98
IRAN (ISLAMIC REPUBLIC OF)	587,321	910,152	54.97	778,989	1,510,262	93.87
SAUDI ARABIA	863,787	1,001,525	15.95	1,164,270	1,563,719	34.31
ISRAEL	27,932	31,082	11.28	36,805	34,705	-5.71
KUWAIT	139,553	342,409	145.36	182,116	507,553	178.70

TABEL 5. PERKEMBANGAN EKSPOR INDONESIA MENURUT KOMODITI DAN NEGARA TUJUAN

JENIS BARANG	BERAT BERSIH (KG)		PERUB	NILAI FOB (US \$)		PERUB
	JAN-MEI 2009	JAN-MEI 2010	%	JAN-MEI 2009	JAN-MEI 2010	%
	(1)	(2)	(3)	(4)	(5)	(6)
JORDAN	751,344	797,994	6.21	1,080,568	942,760	-12.75
LEBANON	152,081	517,838	240.50	245,313	760,010	209.81
PALESTINA	0	36,137	-	0	26,620	-
YEMEN	1,505,480	1,626,537	8.04	1,797,478	2,115,912	17.72
OMAN	1,290	235,904	18,187.13	3,028	260,494	8,502.84
SYRIA ARAB REPUBLIC	68,464	36,670	-46.44	77,845	95,624	22.84
TURKEY	20,034	1,179,597	5,787.98	11,850	987,860	8,236.37
UNITED ARAB EMIRATES	9,151,631	11,401,796	24.59	11,841,229	15,451,567	30.49
QATAR	13,230	0	-100.00	17,550	0	-100.00
CYPRUS	5,981	0	-100.00	20,416	0	-100.00
EGYPT	5,564,496	6,291,657	13.07	5,651,659	6,849,704	21.20
LIBYAN ARAB JAMAHIRIYA	2,278,938	2,348,965	3.07	2,272,195	2,703,771	18.99
MOROCCO	14,311	14,219	-0.64	15,789	17,910	13.43
TUNISIA	0	35,437	-	0	87,079	-
ALGERIA	1,795,458	1,193,118	-33.55	1,033,011	1,174,960	13.74
SUDAN	1,589,425	4,042,238	154.32	942,010	2,513,592	166.83
ERITREA	418,950	664,053	58.50	250,653	598,110	138.62
NAMIBIA	1,844,957	1,644,198	-10.88	2,274,675	1,854,915	-18.45
ETHIOPIA	1,135,571	753,240	-33.67	1,017,145	1,032,040	1.46
TANZANIA, UNITED REPUBLIC OF	1,367,076	858,652	-37.19	1,711,773	929,519	-45.70
MADAGASCAR	2,103,656	3,228,633	53.48	1,759,651	2,530,705	43.82
SOMALIA	50,688	62,021	22.36	55,660	59,471	6.85
KENYA	339,576	437,406	28.81	307,104	345,641	12.55
REUNION	1	1,525	152,400.00	1	1,277	127,600.00
MOZAMBIQUE	3,034,279	5,051,450	66.48	2,711,819	3,368,829	24.23
EQUATORIAL GUINEA	254,417	273,070	7.33	282,083	283,807	0.61
TOGO	5,171,832	5,475,068	5.86	5,220,579	4,937,517	-5.42
GHANA	9,734,606	11,858,010	21.81	7,017,402	9,775,671	39.31
LIBERIA	1,230,837	1,255,542	2.01	919,426	1,152,547	25.36
GUINEA	1,803,719	788,675	-56.28	1,277,298	584,141	-54.27
ANGOLA	12,526,850	14,337,169	14.45	10,556,810	13,425,428	27.17
CONGO	2,134,960	2,483,935	16.35	1,680,085	1,952,648	16.22
CAMEROON	3,849,481	2,238,772	-41.84	3,637,524	2,154,341	-40.77
NIGERIA	3,247,931	2,466,412	-24.06	2,759,923	2,138,649	-22.51
SIERRA LEONE	1,796,355	1,657,151	-7.75	1,788,913	1,505,837	-15.82
GABON	616,543	654,862	6.22	614,507	557,922	-9.21
COTE D'IVOIRE	567,905	539,497	-5.00	508,469	564,747	11.07
SENEGAL	1,387,568	1,324,813	-4.52	1,370,935	1,191,690	-13.07
MAURITANIA	2,162,532	1,753,183	-18.93	2,151,467	1,411,374	-34.40
MALI	972,356	1,086,551	11.74	933,559	799,427	-14.37
BENIN	13,080,727	18,099,766	38.37	14,316,086	18,196,546	27.11
BURKINA FASO	532,080	505,101	-5.07	559,101	504,279	-9.81
GUINEA BISSAU	43,140	112,500	160.78	36,916	67,500	82.85
GAMBIA	166,813	437,993	162.57	151,764	295,905	94.98
SEYCHELLES	46,405	72,333	55.87	50,981	135,354	165.50
UGANDA	3,236	34,560	967.99	2,318	46,224	1,894.13
CENTRAL AFRICAN REPUBLIC	76,698	58,406	-23.85	84,306	64,800	-23.14
NIGER	125,858	23,606	-81.24	162,972	10,879	-93.32
CHAD	192,670	58,026	-69.88	145,606	60,076	-58.74
DJIBOUTI	8,738,168	8,703,851	-0.39	6,316,129	7,364,005	16.59
SAO TOME AND PRINCIPE	34,246	130,792	281.92	36,176	142,233	293.17
SOUTH AFRICA	4,105,803	696,119	-83.05	3,910,290	775,577	-80.17
ZAMBIA	20,519	0	-100.00	26,258	0	-100.00
MALAWI	3,805,250	5,037,500	32.38	2,021,340	2,898,624	43.40
COMOROS	96,219	65,041	-32.40	98,212	76,843	-21.76
BURUNDI	24,768	24,768	0.00	35,475	35,475	0.00
MAURITIUS	1,217,809	1,344,531	10.41	941,122	1,118,221	18.82
RWANDA	74,304	49,536	-33.33	106,425	70,950	-33.33
AUSTRALIA	2,896,123	2,312,353	-20.16	3,147,513	3,487,379	10.80
NEW ZEALAND	89,499	188,418	110.53	160,813	178,821	11.20
MICRONESIA, FEDERATED STATES OF	89,854	69,090	-23.11	93,246	71,508	-23.31
GUAM	75	304	305.33	4,481	2,540	-43.32
PALAU	956	250	-73.85	16,868	709	-95.80
NEW CALEDONIA	11,587	2,410	-79.20	34,980	2,008	-94.26
NORTHERN MARIANA ISLANDS	3,120	3,999	28.17	8,511	11,927	40.14
VANUATU	102,234	132,188	29.30	78,299	170,281	117.48
WALLIS AND FUTUNA ISLANDS	1,601	2,295	43.35	4,365	7,277	66.71
AMERICAN SAMOA	890	5,422	509.21	1,829	5,913	223.29
COOK ISLANDS	17,905	26,435	47.64	17,236	33,225	92.77
FIJI	1,890,212	1,294,251	-31.53	1,329,550	1,082,158	-18.61
KIRIBATI	289,388	109,907	-62.02	322,448	131,345	-59.27
MARSHALL ISLANDS	0	22,317	-	0	23,930	-
SAMOA	230,207	361,786	57.16	232,984	387,853	66.47
SOLOMON ISLANDS	220,449	177,280	-19.58	222,808	189,669	-14.87
TONGA	41,540	78,552	89.10	67,690	97,882	44.60
TUVALU	17,133	8,805	-48.61	13,892	8,927	-35.74
EAST TIMOR	877,715	908,755	3.54	1,039,731	1,039,483	-0.02
UNITED STATES	913,826	913,730	-0.01	1,027,238	1,304,880	27.03

TABEL 5. PERKEMBANGAN EKSPOR INDONESIA MENURUT KOMODITI DAN NEGARA TUJUAN

JENIS BARANG	BERAT BERSIH (KG)		PERUB	NILAI FOB (US \$)		PERUB
	JAN-MEI 2009	JAN-MEI 2010	%	JAN-MEI 2009	JAN-MEI 2010	%
	(1)	(2)	(3)	(4)	(5)	(6)
CANADA	36,597	88,183	140.96	62,250	100,032	60.69
MEXICO	37,400	76,718	105.13	73,093	169,731	132.21
GUATEMALA	63,115	86,769	37.48	79,757	109,897	37.79
NICARAGUA	14,688	0	-100.00	16,215	0	-100.00
PANAMA	570,771	909,407	59.33	650,202	1,032,238	58.76
CUBA	0	292,408	-	0	381,760	-
SURINAME	267,663	244,307	-8.73	430,587	454,356	5.52
CHILE	617,244	449,087	-27.24	741,236	527,993	-28.77
COLOMBIA	2,135,771	2,483,396	16.28	1,297,706	2,060,346	58.77
BOLIVIA	218,433	96,691	-55.73	255,866	119,550	-53.28
URUGUAY	0	72,000	-	0	163,016	-
PERU	84,766	99,986	17.96	107,008	132,088	23.44
GUYANA	0	17,543	-	0	21,683	-
TRINIDAD AND TOBAGO	45,571	170,045	273.14	47,075	165,760	252.12
JAMAICA	382,998	524,369	36.91	206,920	424,419	105.11
PUERTO RICO	0	16,800	-	0	23,915	-
BELIZE	28,558	0	-100.00	33,202	0	-100.00
DOMINICAN REPUBLIC	49,140	18,891	-61.56	58,080	20,775	-64.23
EL SALVADOR	42,930	69,983	63.02	48,381	87,588	81.04
COSTA RICA	69,368	0	-100.00	90,578	0	-100.00
HAITI	2,665,818	2,739,548	2.77	2,765,946	2,672,473	-3.38
BARBADOS	17,410	56,983	227.30	20,535	69,054	236.27
BERMUDA	135	48	-64.44	395	551	39.49
CAPE VERDE	39,997	0	-100.00	21,963	0	-100.00
FRENCH POLYNESIA	56,804	47,007	-17.25	33,101	37,307	12.71
MARTINIQUE	0	21,147	-	0	15,102	-
NETHERLANDS ANTILLES	38,801	24,768	-36.17	45,153	29,836	-33.92
SAINT LUCIA	0	187	-	0	907	-
GUADELOUPE	20,880	117	-99.44	8,352	288	-96.55
SAINT KITTS AND NEVIS	9	12	33.33	251	27	-89.24
UNITED KINGDOM	81,414	80,163	-1.54	151,852	184,848	21.73
NETHERLANDS	380,672	133,977	-64.81	484,177	204,490	-57.77
FRANCE	74,220	105,476	42.11	67,126	78,323	16.68
GERMANY, FED. REP. OF	2,766	18,417	565.84	9,852	31,376	218.47
AUSTRIA	144,002	120,003	-16.67	182,374	171,973	-5.70
BELGIUM	342,853	271,249	-20.88	213,826	210,087	-1.75
SWITZERLAND	102	626	513.73	102	3,127	2,965.69
DENMARK	282	13	-95.39	1,632	153	-90.63
NORWAY	0	192	-	0	1,181	-
SWEDEN	1,408	55,986	3,876.28	2,441	55,197	2,161.25
FINLAND	0	5	-	0	8	-
ITALY	135,017	527,019	290.34	94,290	341,089	261.74
SPAIN	318,176	288,760	-9.25	404,254	505,058	24.94
PORTUGAL	96,115	130,834	36.12	113,955	107,087	-6.03
MONTSERRAT	454	0	-100.00	649	0	-100.00
GREECE	12,185	34,992	187.17	33,771	68,100	101.65
DEMOCRATIC REPUBLIC OF THE	3,660,844	3,815,375	4.22	2,193,427	3,475,548	58.45
POLAND	464,000	391,191	-15.69	397,355	285,150	-28.24
ROMANIA	48,349	38,000	-21.40	46,633	28,852	-38.13
BULGARIA	63,244	399,814	532.18	75,825	335,498	342.46
ALBANIA	0	14,040	-	0	17,420	-
ARMENIA	0	30,024	-	0	40,328	-
BELARUS	0	125	-	0	1,750	-
KAZAKHSTAN	0	65,694	-	0	81,724	-
KYRGYZSTAN	0	16,632	-	0	20,130	-
UZBEKISTAN	527,497	0	-100.00	254,500	0	-100.00
LATVIA	0	59	-	0	387	-
GEORGIA	23,432	70,560	201.13	11,130	46,922	321.58
CROATIA	18,506	60,000	224.22	14,494	48,180	232.41
MALTA	162	17,661	10,801.85	599	23,386	3,804.17
SLOVENIA	203,749	180	-99.91	97,425	375	-99.62
RUSSIA FEDERATION	252,799	334,097	32.16	204,061	298,461	46.26
-BAHAN CELUP ORGANIK SINTE	8,092,325	9,682,667	19.65	37,727,792	43,147,339	14.36
JAPAN	728,306	1,169,051	60.52	2,826,681	5,782,733	104.58
HONG KONG	480,695	456,774	-4.98	2,260,786	2,260,100	-0.03
KOREA, REPUBLIC OF	277,469	387,592	39.69	1,341,950	1,299,953	-3.13
TAIWAN	391,216	526,129	34.49	2,663,153	2,446,770	-8.13
CHINA	2,057,173	1,755,528	-14.66	5,318,151	4,734,859	-10.97
THAILAND	135,654	200,434	47.75	585,227	1,069,211	82.70
SINGAPORE	959,848	1,178,116	22.74	7,115,256	7,781,153	9.36
PHILIPPINES	59,431	54,043	-9.07	152,654	80,332	-47.38
MALAYSIA	89,124	114,517	28.49	278,548	488,080	75.22
NEPAL	17,998	0	-100.00	17,144	0	-100.00
VIET NAM	31,032	60,643	95.42	240,237	399,757	66.40
INDIA	19,973	25,151	25.92	123,371	144,456	17.09
PAKISTAN	163,916	219,122	33.68	466,066	608,147	30.49
BANGLADESH	321,406	571,956	77.95	1,022,287	1,797,513	75.83

TABEL 5. PERKEMBANGAN EKSPOR INDONESIA MENURUT KOMODITI DAN NEGARA TUJUAN

JENIS BARANG	BERAT BERSIH (KG)		PERUB	NILAI FOB (US \$)		PERUB
	JAN-MEI 2009	JAN-MEI 2010	%	JAN-MEI 2009	JAN-MEI 2010	%
	(1)	(2)	(3)	(4)	(5)	(6)
SRI LANKA	41,849	29,719	-28.99	250,829	140,407	-44.02
IRAN (ISLAMIC REPUBLIC OF)	4,093	2,286	-44.15	19,095	10,177	-46.70
SAUDI ARABIA	0	1,561	-	0	8,766	-
JORDAN	2,000	1,300	-35.00	12,215	9,775	-19.98
TURKEY	449,223	663,083	47.61	2,254,630	3,242,712	43.82
UNITED ARAB EMIRATES	0	8,317	-	0	57,840	-
EGYPT	9,819	24,938	153.98	38,617	66,259	71.58
MOROCCO	1,000	0	-100.00	1,900	0	-100.00
TANZANIA, UNITED REPUBLIC OI	34,199	31,608	-7.58	91,286	106,621	16.80
NIGERIA	203,499	274,673	34.98	210,075	472,020	124.69
COTE D'IVOIRE	3,000	0	-100.00	10,500	0	-100.00
SOUTH AFRICA	4,516	25,454	463.64	27,432	128,381	368.00
MAURITIUS	0	508	-	0	4,013	-
AUSTRALIA	13,472	18,626	38.26	69,497	114,286	64.45
NEW ZEALAND	137	2,805	1,947.45	4,066	31,369	671.50
FIJI	600	0	-100.00	6,516	0	-100.00
EAST TIMOR	0	3,035	-	0	8,165	-
UNITED STATES	116,161	445,063	283.14	1,066,292	2,894,304	171.44
CANADA	3,969	19,800	398.87	36,817	19,872	-46.02
MEXICO	62,838	78,481	24.89	474,207	550,917	16.18
NICARAGUA	5,300	0	-100.00	38,421	0	-100.00
PANAMA	0	10,896	-	0	106,994	-
CHILE	1,200	0	-100.00	10,224	0	-100.00
ARGENTINA	20,491	0	-100.00	169,791	0	-100.00
BRAZIL	113,749	359,540	216.08	754,343	2,159,205	186.24
COLOMBIA	2,349	1,072	-54.36	12,546	9,248	-26.29
PERU	0	1,000	-	0	5,280	-
EL SALVADOR	800	0	-100.00	7,735	0	-100.00
UNITED KINGDOM	20,105	43,797	117.84	145,751	339,228	132.74
NETHERLANDS	39,750	216,050	443.52	56,601	265,778	369.56
GERMANY, FED. REP. OF	778,251	180,970	-76.75	6,068,390	1,222,812	-79.85
BELGIUM	54,129	114,305	111.17	248,133	637,105	156.76
SWITZERLAND	3,599	105,762	2,838.65	56,160	587,918	946.86
NORWAY	42,000	102,600	144.29	38,220	103,428	170.61
SWEDEN	39,600	19,800	-50.00	55,836	23,364	-58.16
ITALY	67,386	43,291	-35.76	227,156	165,065	-27.33
SPAIN	220,000	74,368	-66.20	853,000	461,170	-45.94
PORTUGAL	0	55,905	-	0	289,896	-
POLAND	0	2,998	-	0	11,900	-
-PREPARAT PEMBASMI KUMAN,	25,208,973	31,172,022	23.65	77,205,661	94,930,112	22.96
JAPAN	2,628,324	2,730,038	3.87	3,055,740	3,900,011	27.63
HONG KONG	21,017	7,617	-63.76	57,198	30,516	-46.65
KOREA, REPUBLIC OF	717,593	543,273	-24.29	2,166,333	1,482,129	-31.58
TAIWAN	238,435	843,406	253.73	1,272,753	1,383,355	8.69
CHINA	1,308,600	1,923,163	46.96	20,889,610	28,173,635	34.87
PAPUA NEW GUINEA	36,937	49,482	33.96	25,980	44,339	70.67
THAILAND	2,430,298	4,943,648	103.42	9,990,842	15,463,644	54.78
SINGAPORE	1,726,435	1,559,750	-9.65	4,357,024	3,664,512	-15.89
PHILIPPINES	4,204,452	4,855,461	15.48	11,128,226	11,981,022	7.66
MALAYSIA	2,072,050	2,971,364	43.40	7,399,878	9,033,279	22.07
MYANMAR (FORM. BURMA)	61,440	122,880	100.00	43,315	78,644	81.56
BRUNEI DARUSSALAM	781	2,151	175.42	2,281	10,411	356.42
VIET NAM	631,932	845,780	33.84	5,349,949	6,538,645	22.22
MALDIVES	35,947	28,042	-21.99	70,375	76,086	8.12
INDIA	30,488	21,121	-30.72	25,600	21,472	-16.13
PAKISTAN	2,020,975	1,639,116	-18.89	1,573,003	1,441,029	-8.39
BANGLADESH	543,286	338,138	-37.76	974,337	843,419	-13.44
SRI LANKA	351,989	311,701	-11.45	718,735	618,912	-13.89
AFGHANISTAN	0	8,784	-	0	27,450	-
SAUDI ARABIA	4,015	10,655	165.38	48,397	122,800	153.73
JORDAN	25,607	1,200	-95.31	25,923	21,258	-18.00
LEBANON	157,056	186,518	18.76	165,528	199,999	20.82
YEMEN	0	29,810	-	0	56,691	-
OMAN	0	51	-	0	701	-
TURKEY	1	1,210	120,900.00	5	55,660	1,113,100.00
UNITED ARAB EMIRATES	1,001	20,433	1,941.26	11,156	19,392	73.83
CYPRUS	0	31,822	-	0	174,937	-
EGYPT	0	22,312	-	0	54,127	-
LIBYAN ARAB JAMAHIRIYA	46,707	287	-99.39	62,138	1,224	-98.03
SUDAN	8,351	0	-100.00	46,855	0	-100.00
TANZANIA, UNITED REPUBLIC OI	187,215	80,061	-57.24	133,725	206,410	54.35
MADAGASCAR	129,867	150,983	16.26	98,515	135,826	37.87
KENYA	8,400	62,640	645.71	6,000	63,400	956.67
MOZAMBIQUE	0	9,696	-	0	18,422	-
EQUATORIAL GUINEA	3,750	541	-85.57	3,090	2,280	-26.21
TOGO	20,700	38,360	85.31	18,492	43,840	137.08
GHANA	23,328	0	-100.00	18,144	0	-100.00

TABEL 5. PERKEMBANGAN EKSPOR INDONESIA MENURUT KOMODITI DAN NEGARA TUJUAN

JENIS BARANG	BERAT BERSIH (KG)		PERUB %	NILAI FOB (US \$)		PERUB %
	JAN-MEI 2009	JAN-MEI 2010		JAN-MEI 2009	JAN-MEI 2010	
(1)	(2)	(3)	(4)	(5)	(6)	(7)
ANGOLA	0	137,645	-	0	114,570	-
SIERRA LEONE	0	108	-	0	267	-
COTE D'IVOIRE	43,920	43,920	0.00	33,514	39,695	18.44
SENEGAL	9,696	2,322	-76.05	18,422	10,472	-43.15
BENIN	14,488	20,798	43.55	42,426	51,564	21.54
GAMBIA	2,503	6,733	169.00	6,510	21,223	226.01
SOUTH AFRICA	216,997	214,115	-1.33	213,037	224,257	5.27
ZIMBABWE	0	17,993	-	0	23,256	-
ZAMBIA	0	79	-	0	1,048	-
COMOROS	0	2,161	-	0	5,707	-
MAURITIUS	95,269	145,741	52.98	116,708	264,662	126.77
VIRGIN ISLANDS (BRITISH)	0	526	-	0	4,323	-
AUSTRALIA	125,377	124,259	-0.89	139,328	464,004	233.03
NEW ZEALAND	57	5,420	9,408.77	737	4,825	554.68
GUAM	2,250	0	-100.00	3,944	0	-100.00
NEW CALEDONIA	28,647	3,972	-86.13	32,300	13,026	-59.67
SAINT VINCENT AND THE GREN/	9,041	0	-100.00	9,026	0	-100.00
VANUATU	9,869	1,412	-85.69	9,204	2,909	-68.39
WALLIS AND FUTUNA ISLANDS	1,847	1,488	-19.44	5,030	4,980	-0.99
AMERICAN SAMOA	7,275	21,825	200.00	10,991	34,512	214.00
COOK ISLANDS	8,397	10,931	30.18	8,006	9,431	17.80
FIJI	22,274	70,230	215.30	19,532	64,768	231.60
KIRIBATI	0	2,700	-	0	3,925	-
SAMOA	91,049	113,216	24.35	82,349	113,518	37.85
SOLOMON ISLANDS	2,116	155	-92.67	2,260	417	-81.55
TONGA	14,982	15,786	5.37	14,763	15,126	2.46
TUVALU	104	0	-100.00	156	0	-100.00
EAST TIMOR	67,001	83,009	23.89	153,929	121,245	-21.23
UNITED STATES	400	4,413	1,003.25	24,180	10,011	-58.60
MEXICO	2,624,357	2,660,635	1.38	3,350,616	3,228,850	-3.63
GUATEMALA	91,231	182,459	100.00	109,861	189,838	72.80
HONDURAS	200,555	200,693	0.07	201,470	210,275	4.37
NICARAGUA	155,724	98,122	-36.99	183,058	96,316	-47.38
PANAMA	0	24,000	-	0	11,300	-
SURINAME	1,173	1,868	59.25	14,641	23,094	57.74
VENEZUELA	65,892	151,644	130.14	88,943	198,840	123.56
ARGENTINA	0	1,147,637	-	0	1,418,524	-
BRAZIL	20,464	82,257	301.96	67,996	369,528	443.46
PERU	6,665	7,869	18.06	57,012	58,630	2.84
GUYANA	0	18,082	-	0	18,054	-
TRINIDAD AND TOBAGO	27,123	45,205	66.67	30,179	51,459	70.51
JAMAICA	155,723	113,983	-26.80	194,726	147,253	-24.38
BELIZE	276	0	-100.00	2,623	0	-100.00
DOMINICAN REPUBLIC	0	57,602	-	0	65,470	-
EL SALVADOR	187,499	134,071	-28.50	238,785	150,207	-37.10
COSTA RICA	7,202	62	-99.14	9,785	1,657	-83.07
HAITI	406,454	60,129	-85.21	328,013	47,446	-85.54
BARBADOS	9,041	0	-100.00	9,677	0	-100.00
ANTIGUA AND BARBUDA	0	9,041	-	0	7,912	-
DOMINICA	70,618	18,082	-74.39	91,724	20,178	-78.00
FRENCH GUIANA	8,392	0	-100.00	11,724	0	-100.00
FRENCH POLYNESIA	66,358	69,985	5.47	56,883	66,062	16.14
GRENADA	9,041	9,041	0.00	8,676	8,162	-5.92
MARTINIQUE	7,121	0	-100.00	11,419	0	-100.00
NETHERLANDS ANTILLES	1,543	0	-100.00	14,694	0	-100.00
SAINT LUCIA	9,041	0	-100.00	8,777	0	-100.00
UNITED KINGDOM	26,001	7	-99.97	99,579	78	-99.92
NETHERLANDS	186,727	319	-99.83	211,383	2,551	-98.79
FRANCE	0	35,205	-	0	36,251	-
BELGIUM	6,468	0	-100.00	4,750	0	-100.00
SWITZERLAND	2	0	-100.00	4	0	-100.00
FINLAND	69,053	34,500	-50.04	91,080	45,540	-50.00
ITALY	246,447	236,579	-4.00	612,185	375,271	-38.70
PORTUGAL	0	1,598	-	0	3,658	-
GREECE	74,430	121,048	62.63	147,182	199,206	35.35
HUNGARY	0	15,840	-	0	26,664	-
POLAND	0	13,020	-	0	14,216	-
UKRAINE	0	30,382	-	0	21,598	-
GEORGIA	2,000	0	-100.00	2,580	0	-100.00
MALTA	0	59,052	-	0	93,054	-
RUSSIA FEDERATION	15,816	89,554	466.22	260,137	109,752	-57.81
-DAMAR TIRUAN, BAHAN PLAST	513,474,879	493,831,974	-3.83	681,063,391	838,080,306	23.05
JAPAN	71,421,918	88,002,319	23.21	109,334,917	165,298,408	51.19
HONG KONG	11,398,954	13,032,494	14.33	16,690,572	16,020,334	-4.02
KOREA, REPUBLIC OF	4,482,198	8,316,949	85.56	10,220,504	17,465,748	70.89
TAIWAN	5,763,327	9,881,469	71.45	10,227,258	19,804,956	93.65
CHINA	98,446,776	71,114,455	-27.76	72,218,054	66,594,733	-7.79

TABEL 5. PERKEMBANGAN EKSPOR INDONESIA MENURUT KOMODITI DAN NEGARA TUJUAN

JENIS BARANG	BERAT BERSIH (KG)		PERUB	NILAI FOB (US \$)		PERUB
	JAN-MEI 2009	JAN-MEI 2010	%	JAN-MEI 2009	JAN-MEI 2010	%
	(1)	(2)	(3)	(4)	(5)	(6)
MONGOLIA	0	2,245	-	0	6,972	-
MACAU	21,600	0	-100.00	25,482	0	-100.00
PAPUA NEW GUINEA	198,393	404,189	103.73	566,035	848,553	49.91
THAILAND	9,653,791	13,041,535	35.09	24,856,821	31,655,675	27.35
SINGAPORE	28,588,892	27,679,480	-3.18	51,806,670	65,697,305	26.81
PHILIPPINES	19,033,692	28,658,523	50.57	23,674,162	44,813,250	89.29
MALAYSIA	36,795,549	40,311,242	9.55	46,658,532	63,275,671	35.61
MYANMAR (FORM. BURMA)	3,933,000	2,051,316	-47.84	3,100,975	2,096,393	-32.40
CAMBODIA	125,491	51,231	-59.18	273,795	76,959	-71.89
BRUNEI DARUSSALAM	134,120	53,879	-59.83	247,113	112,381	-54.52
LAO PEOPLE'S DEMOCRATIC RE	19,748	0	-100.00	27,239	0	-100.00
NEPAL	5,791	90,669	1,465.69	21,175	144,401	581.94
VIET NAM	28,724,194	23,301,810	-18.88	32,676,036	31,557,486	-3.42
MALDIVES	49,328	61,518	24.71	101,611	116,887	15.03
INDIA	16,426,160	15,327,810	-6.69	15,715,188	25,132,744	59.93
PAKISTAN	1,790,782	1,639,309	-8.46	3,342,298	3,348,302	0.18
BANGLADESH	11,619,507	12,640,288	8.79	10,464,422	14,977,932	43.13
SRI LANKA	3,373,480	5,040,684	49.42	4,300,348	8,534,843	98.47
AFGHANISTAN	83,340	136,947	64.32	120,950	244,508	102.16
IRAQ	0	250	-	0	8,400	-
IRAN (ISLAMIC REPUBLIC OF)	103,783	352,479	239.63	480,699	1,304,654	171.41
SAUDI ARABIA	2,153,594	2,414,247	12.10	7,018,856	6,519,988	-7.11
ISRAEL	241,050	356,836	48.03	335,652	422,505	25.88
KUWAIT	202,629	273,829	35.14	620,007	648,502	4.60
JORDAN	87,627	66,338	-24.30	123,561	123,971	0.33
LEBANON	128,700	534,710	315.47	221,467	1,342,559	506.21
YEMEN	198,176	111,603	-43.68	370,049	292,884	-20.85
OMAN	59,061	137,948	133.57	98,819	238,824	141.68
SYRIA ARAB REPUBLIC	419,869	476,052	13.38	928,379	1,008,475	8.63
TURKEY	10,137,479	7,673,728	-24.30	8,803,660	11,437,033	29.91
UNITED ARAB EMIRATES	2,691,942	5,620,988	108.81	6,004,026	10,023,843	66.95
QATAR	39,042	37,877	-2.98	139,391	185,061	32.76
BAHRAIN	38,729	735,676	1,799.55	91,137	781,393	757.38
CYPRUS	5,667	8,952	57.97	21,438	25,674	19.76
EGYPT	3,860,658	4,910,387	27.19	3,397,778	6,566,332	93.25
LIBYAN ARAB JAMAHIRIYA	96,802	115,289	19.10	377,895	359,355	-4.91
MOROCCO	264,277	171,433	-35.13	863,268	657,784	-23.80
TUNISIA	50,789	39,042	-23.13	124,821	105,327	-15.62
ALGERIA	200,039	191,510	-4.26	191,740	644,385	236.07
SUDAN	8,634	4,518	-47.67	39,936	18,189	-54.45
NAMIBIA	33,131	0	-100.00	114,374	0	-100.00
ETHIOPIA	2,456	11,226	357.08	8,127	40,344	396.42
TANZANIA, UNITED REPUBLIC OF	395,018	415,155	5.10	1,194,689	590,598	-50.56
MADAGASCAR	55,321	57,731	4.36	114,943	103,778	-9.71
SOMALIA	57,216	14,244	-75.10	160,310	27,477	-82.86
KENYA	1,167,749	928,745	-20.47	879,062	1,320,339	50.20
REUNION	104,472	116,408	11.43	172,970	216,191	24.99
MOZAMBIQUE	1,839	22,324	1,113.92	1,881	51,989	2,663.90
TOGO	351,367	286,431	-18.48	508,090	465,355	-8.41
GHANA	610,209	749,558	22.84	791,431	1,008,302	27.40
LIBERIA	5	0	-100.00	39	0	-100.00
GUINEA	233,570	278,294	19.15	215,932	303,526	40.57
ANGOLA	14,445	15,725	8.86	31,800	45,200	42.14
CONGO	27,536	20,552	-25.36	54,302	48,788	-10.15
CAMEROON	125,263	167,070	33.38	294,315	375,471	27.57
NIGERIA	3,189,868	2,819,362	-11.62	6,069,649	5,693,792	-6.19
SIERRA LEONE	0	11,091	-	0	17,405	-
GABON	97,909	179,576	83.41	148,043	300,613	103.06
COTE D'IVOIRE	180,320	241,525	33.94	995,863	1,198,939	20.39
SENEGAL	60,861	19,329	-68.24	183,327	75,126	-59.02
MAURITANIA	69,744	29,495	-57.71	88,572	43,602	-50.77
MALI	172,921	118,469	-31.49	330,802	236,748	-28.43
BENIN	81,469	63,382	-22.20	151,150	93,143	-38.38
BURKINA FASO	33,881	29,456	-13.06	40,763	23,240	-42.99
GUINEA BISSAU	0	799	-	0	3,973	-
GAMBIA	161	94	-41.61	482	14	-97.10
SEYCHELLES	16,120	2,910	-81.95	18,329	5,839	-68.14
UGANDA	1	760	75,900.00	13	920	6,976.92
NIGER	3,749	0	-100.00	15,297	0	-100.00
DJIBOUTI	5,534	5,610	1.37	18,949	10,744	-43.30
SAO TOME AND PRINCIPE	0	286	-	0	1,415	-
SOUTH AFRICA	7,988,973	3,348,053	-58.09	9,119,567	5,183,768	-43.16
ZIMBABWE	0	19,844	-	0	68,197	-
ZAMBIA	27	0	-100.00	129	0	-100.00
MAURITIUS	2,658,959	2,405,922	-9.52	2,739,180	3,250,628	18.67
VIRGIN ISLANDS (BRITISH)	28	39	39.29	84	175	108.33
AUSTRALIA	13,681,501	15,538,975	13.58	19,612,550	27,458,016	40.00
NEW ZEALAND	1,892,289	3,556,892	87.97	2,243,281	4,973,204	121.69

TABEL 5. PERKEMBANGAN EKSPOR INDONESIA MENURUT KOMODITI DAN NEGARA TUJUAN

JENIS BARANG	BERAT BERSIH (KG)		PERUB	NILAI FOB (US \$)		PERUB
	JAN-MEI 2009	JAN-MEI 2010	%	JAN-MEI 2009	JAN-MEI 2010	%
	(1)	(2)	(3)	(4)	(5)	(6)
MICRONESIA, FEDERATED STAT	10	0	-100.00	30	0	-100.00
GUAM	11,710	557	-95.24	32,773	5,883	-82.05
PALAU	871	1,083	24.34	4,101	3,064	-25.29
NEW CALEDONIA	29,494	19,079	-35.31	155,231	64,150	-58.67
NORTHERN MARIANA ISLANDS	1	0	-100.00	1	0	-100.00
SAINT VINCENT AND THE GREN/ VANUATU	0	76	-	0	210	-
5,760	21,773	278.00	14,087	11,848	-15.89	
WALLIS AND FUTUNA ISLANDS	26	276	961.54	55	753	1,269.09
COOK ISLANDS	167	1,158	593.41	971	6,709	590.94
FIJI	195,958	147,090	-24.94	386,123	549,586	42.33
SAMOA	5,641	10,947	94.06	21,411	49,215	129.86
SOLOMON ISLANDS	58,730	1,101	-98.13	44,421	3,270	-92.64
TONGA	6,392	589	-90.79	10,684	6,395	-40.14
EAST TIMOR	2,058,338	1,814,111	-11.87	1,795,199	1,592,641	-11.28
UNITED STATES	70,570,420	42,690,406	-39.51	95,185,929	79,881,435	-16.08
CANADA	979,621	535,335	-45.35	2,586,109	2,240,656	-13.36
MEXICO	623,426	1,438,815	130.79	2,090,681	3,810,228	82.25
GUATEMALA	189,042	631,437	234.02	309,327	915,944	196.11
HONDURAS	25,671	16,391	-36.15	53,046	61,174	15.32
NICARAGUA	122	321	163.11	250	702	180.80
PANAMA	6,907	39,096	466.03	26,944	120,176	346.02
SURINAME	24,490	5,847	-76.12	119,135	18,543	-84.44
CHILE	1,021,624	1,690,187	65.44	918,614	2,310,696	151.54
VENEZUELA	18,340	26,304	43.42	227,298	126,434	-44.38
ARGENTINA	163,546	136,931	-16.27	316,630	629,701	98.88
BRAZIL	1,998,043	1,227,045	-38.59	4,529,411	3,429,234	-24.29
COLOMBIA	18,408	11,960	-35.03	253,600	183,149	-27.78
BOLIVIA	0	6,549	-	0	14,585	-
URUGUAY	232,342	743,450	219.98	282,448	1,164,164	312.17
PARAGUAY	2,320,000	937,232	-59.60	2,319,743	1,228,283	-47.05
ECUADOR	0	91,729	-	0	86,670	-
PERU	70,408	101,982	44.84	396,129	122,136	-69.17
GUYANA	19,238	0	-100.00	23,444	0	-100.00
TRINIDAD AND TOBAGO	14,251	21,042	47.65	74,609	71,292	-4.45
BAHAMAS	6	0	-100.00	6	0	-100.00
JAMAICA	8,941	363	-95.94	29,597	1,310	-95.57
PUERTO RICO	42,176	36,319	-13.89	69,932	74,763	6.91
DOMINICAN REPUBLIC	8,883	11,908	34.05	33,425	43,041	28.77
EL SALVADOR	61,600	99,112	60.90	57,717	127,554	121.00
COSTA RICA	16,001	330,829	1,967.55	72,313	460,332	536.58
HAITI	8	0	-100.00	16	0	-100.00
BARBADOS	20	0	-100.00	75	0	-100.00
ANTIGUA AND BARBUDA	230	0	-100.00	420	0	-100.00
ANGUILLA	18,490	0	-100.00	13,179	0	-100.00
ARUBA	0	181	-	0	85	-
BERMUDA	800	692	-13.50	2,754	3,656	32.75
CAYMAN ISLANDS	0	57	-	0	64	-
FRENCH GUIANA	1,967	9,057	360.45	2,435	13,364	448.83
FRENCH POLYNESIA	4,104	2,229	-45.69	12,273	9,494	-22.64
MARTINIQUE	461	9,985	2,065.94	1,085	19,679	1,713.73
NETHERLANDS ANTILLES	8,684	7,457	-14.13	5,461	27,779	408.68
TURKS AND CAICOS ISLANDS	0	5	-	0	2	-
GUADELOUPE	2,692	1,970	-26.82	3,357	4,812	43.34
SAINT KITTS AND NEVIS	0	776	-	0	1,740	-
UNITED KINGDOM	3,013,657	4,101,352	36.09	6,477,975	11,183,658	72.64
NETHERLANDS	1,601,063	3,451,922	115.60	3,692,395	7,033,555	90.49
FRANCE	1,765,982	1,719,327	-2.64	7,026,784	7,908,849	12.55
GERMANY, FED. REP. OF	1,743,317	1,572,838	-9.78	5,273,801	5,703,214	8.14
AUSTRIA	3,109	16,864	442.43	12,661	131,387	937.73
BELGIUM	8,776,988	3,225,886	-63.25	12,304,443	9,145,792	-25.67
SWITZERLAND	33,119	744,044	2,146.58	322,849	1,024,051	217.19
LUXEMBOURG	1,001	0	-100.00	987	0	-100.00
MONACO	12,072	0	-100.00	37,007	0	-100.00
DENMARK	209,177	284,728	36.12	499,965	757,238	51.46
NORWAY	44,826	470,618	949.88	112,772	1,134,128	905.68
SWEDEN	113,762	119,878	5.38	458,701	453,704	-1.09
FINLAND	63,695	87,654	37.62	165,305	276,699	67.39
IRELAND	323,905	271,437	-16.20	361,521	459,988	27.24
ITALY	1,801,626	1,208,146	-32.94	4,266,145	3,739,628	-12.34
SPAIN	2,841,867	2,910,003	2.40	5,761,528	6,358,686	10.36
PORTUGAL	238,817	240,908	0.88	865,017	699,654	-19.12
ICELAND	220,000	264,000	20.00	247,441	358,762	44.99
GREECE	582,729	526,675	-9.62	1,578,406	1,307,775	-17.15
DEMOCRATIC REPUBLIC OF THE	49,705	118,473	138.35	48,184	231,632	380.72
HUNGARY	41,727	104,166	149.64	97,941	455,688	365.27
POLAND	255,541	270,219	5.74	1,030,889	973,138	-5.60
ROMANIA	143,746	182,446	26.92	285,818	342,872	19.96
BULGARIA	1,517	15,612	929.14	5,520	32,946	496.85

TABEL 5. PERKEMBANGAN EKSPOR INDONESIA MENURUT KOMODITI DAN NEGARA TUJUAN

JENIS BARANG	BERAT BERSIH (KG)		PERUB	NILAI FOB (US \$)		PERUB
	JAN-MEI 2009	JAN-MEI 2010	%	JAN-MEI 2009	JAN-MEI 2010	%
(1)	(2)	(3)	(4)	(5)	(6)	(7)
YUGOSLAVIA	1	93	9,200.00	11	326	2,863.64
ALBANIA	1,098	0	-100.00	1,906	0	-100.00
ARMENIA	21,542	0	-100.00	58,217	0	-100.00
KAZAKHSTAN	6	6	0.00	52	9	-82.69
TURKMENISTAN	0	42,028	-	0	213,171	-
UKRAINE	134,370	84,100	-37.41	357,444	226,301	-36.69
LITHUANIA	61,232	204,748	234.38	105,379	320,248	203.90
LATVIA	1,892	1,858	-1.80	9,312	9,123	-2.03
ESTONIA	1,004	346,013	34,363.45	2,698	564,244	20,813.42
GEORGIA	0	355	-	0	1,061	-
CROATIA	14,275	5,131	-64.06	50,874	9,953	-80.44
BOSNIA AND HERZEGOVINA	4	0	-100.00	350	0	-100.00
MALTA	31,305	993	-96.83	87,484	4,554	-94.79
SLOVAKIA	11,068	746,046	6,640.57	119,966	1,286,771	972.61
SLOVENIA	6,333	205	-96.76	28,523	713	-97.50
CZECH REPUBLIC	34,704	11,078	-68.08	68,555	50,672	-26.09
RUSSIA FEDERATION	2,036,547	1,051,900	-48.35	3,515,055	2,407,077	-31.52
-BAHAN KERTAS	961,619,898	923,880,779	-3.92	321,516,464	541,265,836	68.35
JAPAN	44,354,991	56,504,278	27.39	15,938,931	35,770,929	124.42
KOREA, REPUBLIC OF	105,657,905	228,736,961	116.49	33,885,291	134,472,108	296.85
TAIWAN	31,366,409	25,162,699	-19.78	10,631,443	15,960,622	50.13
CHINA	596,303,108	427,789,906	-28.26	201,254,279	246,350,529	22.41
THAILAND	1,142,945	3,305,502	189.21	352,873	1,956,697	454.50
SINGAPORE	0	815	-	0	4,143	-
PHILIPPINES	2,435,526	1,205,516	-50.50	968,580	707,282	-26.98
MALAYSIA	628,616	622,455	-0.98	233,445	386,126	65.40
VIET NAM	31,897,602	13,009,086	-59.22	10,525,258	7,495,887	-28.78
INDIA	57,862,183	98,417,308	70.09	18,469,773	56,621,906	206.57
PAKISTAN	779,520	1,773,725	127.54	245,393	1,124,891	358.40
BANGLADESH	23,236,483	24,289,617	4.53	7,540,111	14,333,778	90.10
IRAN (ISLAMIC REPUBLIC OF)	1,500,000	0	-100.00	527,213	0	-100.00
SAUDI ARABIA	7,452,315	5,716,647	-23.29	2,435,554	3,452,536	41.76
KUWAIT	4,488,512	2,404,785	-46.42	1,447,302	1,507,769	4.18
LEBANON	999,900	1,267,147	26.73	299,970	788,256	162.78
SYRIA ARAB REPUBLIC	1,991,193	0	-100.00	629,821	0	-100.00
UNITED ARAB EMIRATES	6,709,020	10,485,493	56.29	2,215,424	6,687,345	201.85
EGYPT	99,900	2,349,369	2,251.72	34,965	1,368,509	3,813.94
KENYA	79,920	0	-100.00	23,976	0	-100.00
DJIBOUTI	1,006,495	496,160	-50.70	301,949	272,888	-9.62
UNITED STATES	0	111	-	0	1,806	-
CANADA	0	2	-	0	5	-
UNITED KINGDOM	0	42,448	-	0	23,043	-
NETHERLANDS	8,008,012	3,730,166	-53.42	2,602,324	2,208,273	-15.14
FRANCE	6,007,229	3,918,344	-34.77	1,952,345	2,268,029	16.17
FINLAND	38,044	0	-100.00	10,044	0	-100.00
ITALY	27,574,028	12,641,439	-54.15	8,989,695	7,474,681	-16.85
PORTUGAL	42	0	-100.00	505	0	-100.00
CZECH REPUBLIC	0	10,800	-	0	27,798	-
-ALAS KAKI (KULIT, KARET DAN	51,262,889	64,747,032	26.30	750,061,530	922,499,537	22.99
JAPAN	2,715,487	3,337,935	22.92	33,899,325	39,209,114	15.66
HONG KONG	551,956	607,423	10.05	7,356,607	8,027,644	9.12
KOREA, REPUBLIC OF	870,719	1,266,859	45.50	12,338,327	16,121,364	30.66
TAIWAN	672,870	848,529	26.11	6,091,883	6,432,782	5.60
CHINA	1,250,808	1,253,354	0.20	18,997,847	17,953,757	-5.50
MONGOLIA	45	0	-100.00	904	0	-100.00
PAPUA NEW GUINEA	32,278	36,575	13.31	237,007	459,344	93.81
THAILAND	243,993	250,232	2.56	5,388,778	4,944,655	-8.24
SINGAPORE	1,591,741	2,163,622	35.93	14,530,451	18,058,093	24.28
PHILIPPINES	208,727	271,510	30.08	1,747,825	2,515,126	43.90
MALAYSIA	335,033	279,920	-16.45	3,259,387	2,696,582	-17.27
CAMBODIA	5,589	5,075	-9.20	54,000	46,932	-13.09
BRUNEI DARUSSALAM	10,975	8,160	-25.65	83,776	58,760	-29.86
LAO PEOPLE'S DEMOCRATIC RE	1	0	-100.00	39	0	-100.00
NEPAL	5,404	97	-98.21	58,697	928	-98.42
VIET NAM	40,074	152,842	281.40	555,121	1,608,744	189.80
MALDIVES	119,221	51,760	-56.58	140,269	96,583	-31.14
INDIA	108,150	216,990	100.64	854,948	1,968,305	130.23
PAKISTAN	859	1,951	127.12	23,150	16,169	-30.16
BANGLADESH	2,895	11,037	281.24	30,569	51,858	69.64
SRI LANKA	7,730	13,172	70.40	69,656	84,133	20.78
IRAN (ISLAMIC REPUBLIC OF)	594	223	-62.46	4,822	23	-99.52
SAUDI ARABIA	58,251	67,582	16.02	275,050	414,613	50.74
ISRAEL	91,200	130,703	43.31	1,513,035	2,065,367	36.50
KUWAIT	0	196	-	0	525	-
JORDAN	34,854	499	-98.57	178,980	39	-99.98
LEBANON	36,157	9,377	-74.07	162,810	119,382	-26.67

TABEL 5. PERKEMBANGAN EKSPOR INDONESIA MENURUT KOMODITI DAN NEGARA TUJUAN

JENIS BARANG	BERAT BERSIH (KG)		PERUB	NILAI FOB (US \$)		PERUB
	JAN-MEI 2009	JAN-MEI 2010	%	JAN-MEI 2009	JAN-MEI 2010	%
	(1)	(2)	(3)	(4)	(5)	(6)
YEMEN	159,806	117,086	-26.73	188,661	254,960	35.14
OMAN	12	112	833.33	67	256	282.09
SYRIA ARAB REPUBLIC	8,607	3,054	-64.52	49,179	17,088	-65.25
TURKEY	545,761	348,692	-36.11	7,552,854	4,544,168	-39.84
UNITED ARAB EMIRATES	286,159	302,335	5.65	3,595,997	4,416,913	22.83
QATAR	2,815	2,879	2.27	67,155	61,544	-8.36
BAHRAIN	1,520	4	-99.74	8,012	14	-99.83
CYPRUS	1,802	770	-57.27	39,585	25,189	-36.37
EGYPT	21,658	33,401	54.22	333,593	483,773	45.02
MOROCCO	9,964	3,410	-65.78	116,373	48,213	-58.57
TUNISIA	28,352	4,884	-82.77	53,128	61,111	15.03
ALGERIA	18,841	1,434	-92.39	51,011	12,650	-75.20
ETHIOPIA	0	3,431	-	0	17,635	-
TANZANIA, UNITED REPUBLIC OF	2,865	7,678	167.99	15,486	43,943	183.76
MADAGASCAR	20,880	11,402	-45.39	20,156	16,620	-17.54
KENYA	8,331	29,497	254.06	75,768	182,440	140.79
REUNION	7,439	5,851	-21.35	41,310	58,793	42.32
MOZAMBIQUE	20,000	12,017	-39.92	5,355	6,594	23.14
TOGO	397	48	-87.91	3,214	80	-97.51
GHANA	8,453	0	-100.00	9,690	0	-100.00
GUINEA	0	1,964	-	0	4,400	-
CONGO	36,000	337	-99.06	9,000	389	-95.68
CAMEROON	0	186	-	0	536	-
NIGERIA	104	435	318.27	1,828	929	-49.18
SIERRA LEONE	159	0	-100.00	20,693	0	-100.00
GABON	38	819	2,055.26	578	336	-41.87
COTE D'IVOIRE	202	2	-99.01	4,014	8	-99.80
SENEGAL	266	79	-70.30	4,508	652	-85.54
MAURITANIA	12,630	0	-100.00	4,500	0	-100.00
GAMBIA	1,637	0	-100.00	3,648	0	-100.00
SEYCHELLES	273	481	76.19	1,388	962	-30.69
UGANDA	2,758	4,528	64.18	17,000	25,920	52.47
DJIBOUTI	681	210	-69.16	13,122	3,076	-76.56
SWAZILAND	0	5,434	-	0	80,812	-
SOUTH AFRICA	562,172	494,495	-12.04	7,633,263	7,234,437	-5.22
ZAMBIA	4,810	0	-100.00	54,931	0	-100.00
COMOROS	0	6,830	-	0	21,774	-
MAURITIUS	11,458	12,541	9.45	19,186	25,113	30.89
AUSTRALIA	608,392	924,446	51.95	9,314,224	14,076,249	51.13
NEW ZEALAND	77,968	113,238	45.24	1,519,834	2,049,237	34.83
GUAM	0	141	-	0	1,152	-
PALAU	27	237	777.78	540	669	23.89
NAURU	0	45	-	0	207	-
NEW CALEDONIA	297	570	91.92	23,330	17,815	-23.64
VANUATU	4,371	516	-88.19	5,367	2,199	-59.03
COOK ISLANDS	202	110	-45.54	978	1,921	96.42
FIJI	2,013	1,835	-8.84	9,248	20,921	126.22
SOLOMON ISLANDS	0	367	-	0	1,090	-
TONGA	0	1,905	-	0	21,345	-
EAST TIMOR	269,760	351,216	30.20	263,407	450,221	70.92
UNITED STATES	11,380,149	14,866,102	30.63	176,493,642	223,091,384	26.40
CANADA	552,504	658,771	19.23	8,465,264	10,277,852	21.41
MEXICO	821,630	2,218,460	170.01	10,001,037	27,111,400	171.09
HONDURAS	0	15,045	-	0	144,255	-
NICARAGUA	199	0	-100.00	1,163	0	-100.00
PANAMA	573,553	841,502	46.72	8,711,522	11,653,793	33.77
SURINAME	868	1,051	21.08	13,167	19,620	49.01
CHILE	318,785	611,712	91.89	4,251,938	9,178,477	115.87
VENEZUELA	70,154	37,898	-45.98	792,756	539,997	-31.88
ARGENTINA	226,590	388,936	71.65	3,162,573	7,294,706	130.66
BRAZIL	571,034	998,529	74.86	8,879,225	22,396,449	152.23
COLOMBIA	39,900	4,020	-89.92	596,714	42,560	-92.87
BOLIVIA	5,412	1,647	-69.57	119,688	13,609	-88.63
URUGUAY	21,165	51,595	143.78	330,423	782,096	136.70
PARAGUAY	17,666	17,440	-1.28	258,339	245,930	-4.80
ECUADOR	29,366	86,237	193.66	446,074	1,079,665	142.04
PERU	77,404	120,582	55.78	1,122,987	1,453,011	29.39
JAMAICA	384	844	119.79	5,100	11,339	122.33
PUERTO RICO	3,263	2,549	-21.88	14,582	14,661	0.54
DOMINICAN REPUBLIC	151	235	55.63	1,196	4,092	242.14
EL SALVADOR	10,038	2,344	-76.65	175,202	53,814	-69.28
COSTA RICA	9,251	2,418	-73.86	178,899	34,134	-80.92
HAITI	18	0	-100.00	40	0	-100.00
BARBADOS	64	0	-100.00	1,860	0	-100.00
BERMUDA	465	284	-38.92	4,495	3,254	-27.61
FRENCH GUIANA	593	0	-100.00	14,922	0	-100.00
FRENCH POLYNESIA	4,377	1,349	-69.18	33,144	6,925	-79.11
MARTINIQUE	322	2,841	782.30	473	4,737	901.48

TABEL 5. PERKEMBANGAN EKSPOR INDONESIA MENURUT KOMODITI DAN NEGARA TUJUAN

JENIS BARANG	BERAT BERSIH (KG)		PERUB %	NILAI FOB (US \$)		PERUB %
	JAN-MEI 2009	JAN-MEI 2010		JAN-MEI 2009	JAN-MEI 2010	
(1)	(2)	(3)	(4)	(5)	(6)	(7)
NETHERLANDS ANTILLES	2,649	177	-93.32	52,015	3,202	-93.84
SAINT LUCIA	0	24	-	0	741	-
GUADELOUPE	737	506	-31.34	1,292	1,257	-2.71
SAINT KITTS AND NEVIS	43	0	-100.00	814	0	-100.00
UNITED KINGDOM	4,320,332	6,161,445	42.62	63,775,441	81,968,245	28.53
NETHERLANDS	2,350,911	3,122,905	32.84	39,955,753	49,959,867	25.04
FRANCE	1,389,643	1,948,302	40.20	18,247,180	28,481,802	56.09
GERMANY, FED. REP. OF	3,864,936	4,591,439	18.80	67,264,446	75,984,800	12.96
AUSTRIA	59,086	178,316	201.79	714,149	2,986,296	318.16
BELGIUM	5,837,864	6,099,276	4.48	86,651,726	83,882,810	-3.20
SWITZERLAND	101,446	130,625	28.76	1,396,748	1,907,707	36.58
LUXEMBOURG	14,734	52,020	253.06	94,917	1,430,770	1,407.39
MONACO	392	3,018	669.90	3,196	56,200	1,658.45
DENMARK	735,640	958,278	30.26	13,782,133	19,931,232	44.62
NORWAY	58,077	74,549	28.36	1,019,936	1,048,260	2.78
SWEDEN	172,380	188,357	9.27	2,269,228	2,555,005	12.59
FINLAND	41,195	60,487	46.83	839,292	1,649,505	96.54
IRELAND	104,110	103,805	-0.29	1,592,501	1,439,845	-9.59
ITALY	3,460,360	3,875,679	12.00	51,482,882	56,892,914	10.51
SPAIN	752,113	792,534	5.37	10,741,872	11,151,181	3.81
PORTUGAL	37,015	16,044	-56.66	906,394	205,215	-77.36
ICELAND	1,367	564	-58.74	32,322	2,479	-92.33
GREECE	343,415	353,348	2.89	5,185,676	5,317,361	2.54
ANDORRA	0	259	-	0	3,946	-
DEMOCRATIC REPUBLIC OF THE	0	172	-	0	1,959	-
HUNGARY	14,240	47,974	236.90	185,009	634,516	242.96
POLAND	18,766	91,448	387.31	431,003	808,875	87.67
ROMANIA	5,200	5,183	-0.33	85,594	70,477	-17.66
BULGARIA	34,809	9,451	-72.85	244,003	78,899	-67.66
YUGOSLAVIA	18,055	12,403	-31.30	227,393	170,815	-24.88
BELARUS	0	278	-	0	3,171	-
KAZAKHSTAN	7,081	16,623	134.75	125,989	292,569	132.22
UKRAINE	89,562	105,325	17.60	1,461,551	1,508,002	3.18
LITHUANIA	1,318	0	-100.00	59,480	0	-100.00
LATVIA	4,683	1,167	-75.08	43,188	11,666	-72.99
ESTONIA	3,232	75	-97.68	20,884	400	-98.08
CROATIA	19,889	5,187	-73.92	170,947	80,983	-52.63
MALTA	783	367	-53.13	947	4,129	336.01
SLOVAKIA	155,657	184,053	18.24	6,414,127	6,601,033	2.91
SLOVENIA	128,970	88,964	-31.02	1,268,031	817,935	-35.50
CZECH REPUBLIC	63,834	32,637	-48.87	931,567	575,797	-38.19
RUSSIA FEDERATION	567,569	704,802	24.18	9,301,035	11,274,735	21.22
-PRODUK KERAMIK	161,101,911	176,018,968	9.26	88,016,417	134,608,429	52.94
JAPAN	2,216,180	2,577,039	16.28	6,586,923	12,189,050	85.05
HONG KONG	427,026	366,153	-14.26	932,359	922,468	-1.06
KOREA, REPUBLIC OF	16,771,977	26,649,717	58.89	6,479,749	11,253,004	73.66
TAIWAN	9,077,718	11,889,124	30.97	3,169,303	4,523,597	42.73
CHINA	240,955	592,319	145.82	472,020	1,973,822	318.16
MACAU	9,831	16,032	63.08	123,455	223,380	80.94
PAPUA NEW GUINEA	257,651	191,470	-25.69	50,016	50,395	0.76
THAILAND	12,967,520	13,513,540	4.21	4,161,145	5,988,295	43.91
SINGAPORE	2,377,649	3,511,139	47.67	1,836,026	3,472,097	89.11
PHILIPPINES	9,138,124	10,688,796	16.97	1,912,552	1,984,719	3.77
MALAYSIA	20,891,042	25,634,334	22.70	5,300,238	9,048,851	70.73
MYANMAR (FORM. BURMA)	343,093	487,975	42.23	57,247	106,345	85.77
CAMBODIA	1,390,408	636,371	-54.23	379,047	168,701	-55.49
BRUNEI DARUSSALAM	1,678,190	1,771,501	5.56	461,349	494,152	7.11
LAO PEOPLE'S DEMOCRATIC RE	19,762	23,137	17.08	16,446	10,628	-35.38
NEPAL	54,241	45,070	-16.91	34,585	15,818	-54.26
VIET NAM	613,382	1,429,281	133.02	327,104	649,638	98.60
MALDIVES	272,019	265,387	-2.44	174,351	173,546	-0.46
INDIA	835,246	716,317	-14.24	1,518,531	1,537,986	1.28
PAKISTAN	4,484,784	2,782,463	-37.96	949,874	571,472	-39.84
BANGLADESH	151,370	20,874	-86.21	102,958	9,344	-90.92
SRI LANKA	5,552,024	6,417,988	15.60	1,051,729	1,216,926	15.71
AFGHANISTAN	326,476	0	-100.00	55,841	0	-100.00
IRAQ	527,122	352,254	-33.17	117,627	74,422	-36.73
IRAN (ISLAMIC REPUBLIC OF)	67,987	5,931	-91.28	154,454	5,745	-96.28
SAUDI ARABIA	10,725,615	3,692,130	-65.58	2,416,556	1,123,704	-53.50
ISRAEL	664,683	430,291	-35.26	317,965	176,400	-44.52
KUWAIT	269,928	469,395	73.90	78,103	94,562	21.07
JORDAN	136,338	1,645	-98.79	44,825	6,325	-85.89
LEBANON	23,771	16,762	-29.49	78,253	50,175	-35.88
YEMEN	1,887,362	1,840,317	-2.49	497,132	443,096	-10.87
OMAN	21,176	4,892	-76.90	24,787	8,325	-66.41
SYRIA ARAB REPUBLIC	799	33,566	4,101.00	6,688	95,083	1,321.70
TURKEY	615,590	2,282,534	270.79	572,159	1,789,247	212.72

TABEL 5. PERKEMBANGAN EKSPOR INDONESIA MENURUT KOMODITI DAN NEGARA TUJUAN

JENIS BARANG	BERAT BERSIH (KG)		PERUB	NILAI FOB (US \$)		PERUB
	JAN-MEI 2009	JAN-MEI 2010	%	JAN-MEI 2009	JAN-MEI 2010	%
	(1)	(2)	(3)	(4)	(5)	(6)
UNITED ARAB EMIRATES	1,990,817	1,228,603	-38.29	1,660,023	1,359,883	-18.08
QATAR	325,389	484,092	48.77	318,714	265,164	-16.80
BAHRAIN	233,835	369,830	58.16	150,514	126,559	-15.92
CYPRUS	2,014	13,177	554.27	2,797	24,609	779.84
EGYPT	470,395	444,226	-5.56	617,086	337,054	-45.38
LIBYAN ARAB JAMAHIRIYA	8,270	321,078	3,782.44	13,164	86,116	554.18
MOROCCO	33,942	32,889	-3.10	20,614	19,031	-7.68
TUNISIA	21,966	32,295	47.02	45,952	35,304	-23.17
ALGERIA	1,159	0	-100.00	591	0	-100.00
SUDAN	7,311	15,162	107.39	21,166	40,518	91.43
NAMIBIA	39	1,083	2,676.92	93	935	905.38
ETHIOPIA	99,880	0	-100.00	12,842	0	-100.00
TANZANIA, UNITED REPUBLIC OI	8,053	44,700	455.07	4,335	19,950	360.21
MADAGASCAR	28,552	166,532	483.26	9,542	46,380	386.06
KENYA	676	0	-100.00	1,748	0	-100.00
REUNION	1,991,641	832,089	-58.22	439,280	226,612	-48.41
MOZAMBIQUE	31,416	44	-99.86	53,092	81	-99.85
BOTSWANA	126,479	0	-100.00	26,902	0	-100.00
TOGO	1,735	1,190	-31.41	2,879	8,116	181.90
GUINEA	3,077	0	-100.00	5,958	0	-100.00
ANGOLA	439,067	20,758	-95.27	141,873	20,812	-85.33
CAMEROON	7,915	818	-89.67	2,702	2,312	-14.43
NIGERIA	250,735	185,052	-26.20	106,243	82,033	-22.79
GABON	490	182	-62.86	662	476	-28.10
COTE D'IVOIRE	0	1,350	-	0	6,774	-
SENEGAL	3,368	66,434	1,872.51	3,193	10,819	238.83
MAURITANIA	8,420	0	-100.00	3,000	0	-100.00
BENIN	0	15,290	-	0	20,707	-
GAMBIA	62	5,338	8,509.68	58	1,729	2,881.03
U.S. VIRGIN ISLANDS	456	0	-100.00	1,978	0	-100.00
SEYCHELLES	15,314	256,163	1,572.74	56,232	80,326	42.85
UGANDA	0	42,000	-	0	10,100	-
DJIBOUTI	9,804	0	-100.00	9,310	0	-100.00
SAO TOME AND PRINCIPE	7,893	10,800	36.83	2,800	3,150	12.50
SOUTH AFRICA	4,045,251	1,676,888	-58.55	1,624,247	6,698,398	312.40
MAURITIUS	3,030,328	3,508,646	15.78	652,341	753,689	15.54
RWANDA	0	50,528	-	0	18,341	-
VIRGIN ISLANDS (BRITISH)	235	0	-100.00	83	0	-100.00
AUSTRALIA	13,442,074	15,119,409	12.48	6,489,325	6,801,056	4.80
NEW ZEALAND	363,602	570,414	56.88	174,920	419,420	139.78
GUAM	3,945	710	-82.00	8,038	4,428	-44.91
PALAU	16	318	1,887.50	327	898	174.62
NEW CALEDONIA	14,766	12,431	-15.81	15,689	25,590	63.11
VANUATU	80,919	5,182	-93.60	23,290	6,425	-72.41
WALLIS AND FUTUNA ISLANDS	100	85	-15.00	185	221	19.46
AMERICAN SAMOA	23,696	74,916	216.15	5,244	24,555	368.25
COOK ISLANDS	708	255	-63.98	1,031	1,038	0.68
FIJI	246,230	1,474	-99.40	103,758	8,133	-92.16
SAMOA	117	49,702	42,380.34	502	13,236	2,536.65
TONGA	1	140	13,900.00	6,568	132	-97.99
EAST TIMOR	875,928	1,320,542	50.76	599,457	681,223	13.64
UNITED STATES	9,882,150	10,577,783	7.04	16,015,209	27,410,895	71.16
CANADA	2,289,614	2,644,273	15.49	1,935,015	3,522,719	82.05
MEXICO	22,980	124,524	441.88	82,493	186,388	125.94
GUATEMALA	393	493	25.45	1,705	2,932	71.96
PANAMA	50,238	276,403	450.19	14,488	75,574	421.63
SURINAME	0	73	-	0	62	-
CHILE	54,929	56,121	2.17	32,588	67,769	107.96
VENEZUELA	2,262	5,514	143.77	6,035	6,729	11.50
ARGENTINA	11,994	87,110	626.28	24,224	127,096	424.67
BRAZIL	7,162	8,161	13.95	8,264	14,588	76.52
COLOMBIA	30,954	6,354	-79.47	41,849	8,878	-78.79
BOLIVIA	25,001	22,830	-8.68	6,498	6,439	-0.91
URUGUAY	25,406	52,944	108.39	7,872	15,063	91.35
PERU	26,964	21,283	-21.07	5,225	9,738	86.37
TRINIDAD AND TOBAGO	1,797	0	-100.00	4,419	0	-100.00
BAHAMAS	20,067	308	-98.47	12,489	240	-98.08
JAMAICA	228,424	430,486	88.46	74,912	146,259	95.24
PUERTO RICO	237,944	423,647	78.04	106,126	210,983	98.80
DOMINICAN REPUBLIC	9,555	6,967	-27.09	29,903	7,012	-76.55
COSTA RICA	4,313	2,511	-41.78	771	1,314	70.43
HAITI	378	0	-100.00	636	0	-100.00
BARBADOS	902	0	-100.00	728	0	-100.00
ANTIGUA AND BARBUDA	1	0	-100.00	283	0	-100.00
ANGUILLA	116	856	637.93	189	2,710	1,333.86
ARUBA	0	236	-	0	239	-
BERMUDA	149	779	422.82	436	1,646	277.52
CAYMAN ISLANDS	0	275	-	0	303	-

TABEL 5. PERKEMBANGAN EKSPOR INDONESIA MENURUT KOMODITI DAN NEGARA TUJUAN

JENIS BARANG	BERAT BERSIH (KG)		PERUB	NILAI FOB (US \$)		PERUB
	JAN-MEI 2009	JAN-MEI 2010	%	JAN-MEI 2009	JAN-MEI 2010	%
	(1)	(2)	(3)	(4)	(5)	(6)
FRENCH GUIANA	2,476	191	-92.29	8,719	190	-97.82
FRENCH POLYNESIA	11,183	6,546	-41.46	23,975	11,151	-53.49
GRENADA	52,150	50,521	-3.12	20,545	13,976	-31.97
MARTINIQUE	27,965	740	-97.35	7,816	2,520	-67.76
NETHERLANDS ANTILLES	25,234	164	-99.35	18,123	134	-99.26
SAINT LUCIA	0	48	-	0	233	-
GAUDELLOUPE	310,713	122,643	-60.53	68,420	33,057	-51.69
SAINT KITTS AND NEVIS	0	437	-	0	981	-
UNITED KINGDOM	3,198,249	3,049,579	-4.65	5,131,200	6,319,325	23.15
NETHERLANDS	694,181	757,191	9.08	828,171	933,626	12.73
FRANCE	1,043,270	1,295,069	24.14	1,598,124	1,353,467	-15.31
GERMANY, FED. REP. OF	382,131	377,974	-1.09	662,735	511,503	-22.82
AUSTRIA	9,041	4,899	-45.81	16,063	11,706	-27.12
BELGIUM	1,783,004	1,666,618	-6.53	1,293,751	8,186,955	532.81
SWITZERLAND	28,979	26,148	-9.77	130,255	95,537	-26.65
MONACO	51,118	0	-100.00	11,530	0	-100.00
DENMARK	32,312	4,468	-86.17	110,769	14,095	-87.28
NORWAY	493,867	1,110,681	124.89	184,647	415,012	124.76
SWEDEN	710,131	1,565,360	120.43	674,851	1,329,295	96.98
FINLAND	52,784	66,369	25.74	381,263	485,056	27.22
IRELAND	119,716	66,331	-44.59	213,902	135,963	-36.44
ITALY	2,803,275	2,942,865	4.98	2,533,282	3,065,050	20.99
SPAIN	364,979	407,957	11.78	768,377	469,509	-38.90
PORTUGAL	3,745	19,169	411.86	5,888	32,476	451.56
GREECE	1,508,701	567,244	-62.40	475,229	261,279	-45.02
DEMOCRATIC REPUBLIC OF THE	127,794	0	-100.00	27,427	0	-100.00
HUNGARY	19,390	9,767	-49.63	32,629	11,550	-64.60
POLAND	287,450	26,408	-90.81	82,588	41,188	-50.13
ROMANIA	2,587	4,960	91.73	3,262	8,706	166.89
BULGARIA	8,851	64	-99.28	9,449	152	-98.39
YUGOSLAVIA	2,210	16	-99.28	4,331	56	-98.71
AZERBAIJAN	0	9	-	0	22	-
UKRAINE	75,459	49,121	-34.90	27,569	33,923	23.05
LITHUANIA	0	770	-	0	1,900	-
LATVIA	40	0	-100.00	727	0	-100.00
ESTONIA	893	98	-89.03	1,683	351	-79.14
GEORGIA	0	296	-	0	889	-
CROATIA	34,825	50,355	44.59	21,416	23,316	8.87
MALTA	50,965	79,616	56.22	24,805	32,602	31.43
SLOVAKIA	702	2,482	253.56	3,350	7,811	133.16
SLOVENIA	840	3,045	262.50	1,613	5,509	241.54
CZECH REPUBLIC	430,148	592,455	37.73	154,152	183,355	18.94
REP. OF MACEDONIA	21,172	0	-100.00	3,247	0	-100.00
RUSSIA FEDERATION	100,563	1,804	-98.21	136,432	5,776	-95.77
-EMAS BATANGAN	11,757	14,265	21.33	341,071,428	489,962,564	43.65
JAPAN	45	0	-100.00	1,317,727	0	-100.00
HONG KONG	3,031	5,822	92.08	88,294,415	196,788,908	122.88
THAILAND	0	1	-	0	20,255	-
SINGAPORE	3,073	3,198	4.07	88,461,631	112,886,668	27.61
MALAYSIA	530	273	-48.49	15,452,105	9,583,245	-37.98
INDIA	100	0	-100.00	2,978,834	0	-100.00
UNITED ARAB EMIRATES	150	393	162.00	3,471,172	9,714,630	179.87
AUSTRALIA	3,145	4,294	36.53	91,895,009	154,806,898	68.46
UNITED STATES	94	219	132.98	1,523,093	4,306,035	182.72
UNITED KINGDOM	0	2	-	0	41,818	-
SWITZERLAND	1,528	0	-100.00	46,452,481	0	-100.00
ITALY	61	63	3.28	1,224,961	1,814,107	48.10
-PESAWAT UDARA DAN BAGIAN	1,335,322	1,022,798	-23.40	49,174,300	52,409,431	6.58
JAPAN	1,763	176	-90.02	48,327	35,628	-26.28
HONG KONG	13,517	185,798	1,274.55	73,188	2,840,459	3,781.04
KOREA, REPUBLIC OF	24,045	4,493	-81.31	594,879	13,957,369	2,246.25
TAIWAN	8,649	6,810	-21.26	1,032,246	545,500	-47.15
CHINA	604	1,173	94.21	359,929	440,851	22.48
THAILAND	4,170	1,415	-66.07	1,040,872	453,224	-56.46
SINGAPORE	156,850	162,476	3.59	8,863,708	7,087,960	-20.03
PHILIPPINES	180	530	194.44	1,352	30,044	2,122.19
MALAYSIA	59,311	74,897	26.28	3,027,697	4,055,623	33.95
BRUNEI DARUSSALAM	62,209	193	-99.69	70,144	5,268	-92.49
VIET NAM	230	23	-90.00	3,850	4,500	16.88
INDIA	0	140,162	-	0	1,501,410	-
PAKISTAN	40,561	295	-99.27	403,720	557,391	38.06
BANGLADESH	18	40,595	225,427.78	1	1,521,150	152,114,900.00
SRI LANKA	380	0	-100.00	4,728	0	-100.00
IRAN (ISLAMIC REPUBLIC OF)	140,867	186	-99.87	1,623,000	500	-99.97
SAUDI ARABIA	216,480	214,177	-1.06	2,065,951	2,058,382	-0.37
ISRAEL	0	31,250	-	0	249,642	-

TABEL 5. PERKEMBANGAN EKSPOR INDONESIA MENURUT KOMODITI DAN NEGARA TUJUAN

JENIS BARANG	BERAT BERSIH (KG)		PERUB %	NILAI FOB (US \$)		PERUB %
	JAN-MEI 2009	JAN-MEI 2010		JAN-MEI 2009	JAN-MEI 2010	
(1)	(2)	(3)	(4)	(5)	(6)	(7)
KUWAIT	0	69	-	0	30	-
YEMEN	247	125	-49.39	14,100	5,500	-60.99
OMAN	185,082	0	-100.00	3,002,821	0	-100.00
SYRIA ARAB REPUBLIC	0	532	-	0	25,678	-
TURKEY	3	0	-100.00	7,850	0	-100.00
UNITED ARAB EMIRATES	382	1,305	241.62	123,974	62,283	-49.76
KENYA	204	139	-31.86	26,000	4,000	-84.62
CAMEROON	0	1,305	-	0	100,000	-
NIGERIA	1,234	0	-100.00	34,000	0	-100.00
SENEGAL	0	170	-	0	15,141	-
SOUTH AFRICA	320	23	-92.81	2,363	55	-97.67
AUSTRALIA	16,860	15,995	-5.13	1,043,959	423,623	-59.42
NEW ZEALAND	9,371	482	-94.86	1,569,300	10,233	-99.35
VANUATU	23	0	-100.00	2	0	-100.00
EAST TIMOR	153	1,205	687.58	22,064	687	-96.89
UNITED STATES	273,683	16,438	-93.99	6,719,857	1,689,773	-74.85
CANADA	2,037	3,492	71.43	373,379	555,313	48.73
BRAZIL	0	4	-	0	500	-
FRENCH POLYNESIA	409	0	-100.00	160	0	-100.00
UNITED KINGDOM	70,113	50,610	-27.82	12,104,413	7,927,574	-34.51
NETHERLANDS	13,295	13,043	-1.90	569,477	405,054	-28.87
FRANCE	3,488	20,310	482.28	402,821	486,117	20.68
GERMANY, FED. REP. OF	9,991	4,815	-51.81	751,438	510,451	-32.07
BELGIUM	520	8,423	1,519.81	138,705	1,049,280	656.48
SWITZERLAND	5,385	3,945	-26.74	159,515	110,710	-30.60
DENMARK	959	5	-99.48	131,000	1,000	-99.24
SWEDEN	1,237	0	-100.00	160,000	0	-100.00
IRELAND	669	172	-74.29	53,869	22,750	-57.77
ITALY	2,807	0	-100.00	73,233	0	-100.00
SPAIN	6,851	11,967	74.68	2,469,472	3,426,551	38.76
PORTUGAL	1	0	-100.00	119	0	-100.00
GREECE	0	4	-	0	50	-
ROMANIA	0	3,571	-	0	232,177	-
RUSSIA FEDERATION	164	0	-100.00	6,817	0	-100.00
-KAPAL LAUT DAN SEJENISNYA	189,142,263	107,550,848	-43.14	596,669,032	535,262,745	-10.29
JAPAN	115	120	4.35	2,176	321	-85.25
KOREA, REPUBLIC OF	16,000	3,000	-81.25	3,248	3,000	-7.64
TAIWAN	3,338	0	-100.00	651	0	-100.00
CHINA	14,161,060	0	-100.00	243,807,500	0	-100.00
THAILAND	3,171,351	18,862	-99.41	3,808,073	15,000	-99.61
SINGAPORE	143,029,920	76,762,743	-46.33	276,797,984	484,413,063	75.01
PHILIPPINES	2,013,040	2,000	-99.90	5,730,259	21,500	-99.62
MALAYSIA	2,272,267	7,749,189	241.03	11,197,208	11,733,693	4.79
BRUNEI DARUSSALAM	78,816	0	-100.00	55,473	0	-100.00
VIET NAM	4,934,362	627,845	-87.28	4,013,121	651,618	-83.76
MALDIVES	90,560	13,352	-85.26	66,934	3,419	-94.89
INDIA	2,332,000	0	-100.00	2,757,960	0	-100.00
SRI LANKA	2,752,000	0	-100.00	8,619,048	0	-100.00
KUWAIT	11,998	0	-100.00	60,500	0	-100.00
UNITED ARAB EMIRATES	1,217,892	4,967,000	307.84	1,635,451	3,000,000	83.44
BAHRAIN	516,000	0	-100.00	571,361	0	-100.00
LIBYAN ARAB JAMAHIRIYA	0	10,000	-	0	96,000	-
EQUATORIAL GUINEA	0	56,000	-	0	460,000	-
NIGERIA	3,053,600	0	-100.00	5,255,471	0	-100.00
SOUTH AFRICA	482	0	-100.00	12,650	0	-100.00
AUSTRALIA	4,627,156	202,799	-95.62	5,732,399	485,167	-91.54
FIJI	4,227,000	0	-100.00	25,006,713	0	-100.00
EAST TIMOR	2,956	3,367	13.90	58,143	370	-99.36
UNITED STATES	450	0	-100.00	31,000	0	-100.00
CANADA	0	60	-	0	400	-
PANAMA	0	15,830	-	0	38,500	-
TRINIDAD AND TOBAGO	625,000	0	-100.00	1,428,006	0	-100.00
NETHERLANDS ANTILLES	0	186,000	-	0	6,645,504	-
UNITED KINGDOM	3,357	0	-100.00	8,674	0	-100.00
FRANCE	92	3,225	3,405.43	7,000	66,220	846.00
GERMANY, FED. REP. OF	423	0	-100.00	793	0	-100.00
LUXEMBOURG	0	242,133	-	0	536,992	-
DENMARK	960	0	-100.00	800	0	-100.00
ITALY	0	16,687,323	-	0	27,091,978	-
CROATIA	68	0	-100.00	436	0	-100.00
-PERLENGKAPAN OLAHRAGA D	9,204,008	11,436,202	24.25	84,731,798	117,632,770	38.83
JAPAN	552,028	488,978	-11.42	8,703,717	10,091,821	15.95
HONG KONG	134,386	200,084	48.89	1,464,103	1,992,730	36.11
KOREA, REPUBLIC OF	153,953	173,947	12.99	902,019	1,205,583	33.65
TAIWAN	29,311	3,709	-87.35	45,190	12,436	-72.48
CHINA	336,164	166,851	-50.37	2,918,937	1,704,688	-41.60

TABEL 5. PERKEMBANGAN EKSPOR INDONESIA MENURUT KOMODITI DAN NEGARA TUJUAN

JENIS BARANG	BERAT BERSIH (KG)		PERUB	NILAI FOB (US \$)		PERUB
	JAN-MEI 2009	JAN-MEI 2010	%	JAN-MEI 2009	JAN-MEI 2010	%
	(1)	(2)	(3)	(4)	(5)	(6)
PAPUA NEW GUINEA	7	492	6,928.57	105	3,531	3,262.86
THAILAND	20,359	30,264	48.65	104,942	246,025	134.44
SINGAPORE	294,597	107,175	-63.62	3,276,230	2,528,479	-22.82
PHILIPPINES	24,880	19,391	-22.06	84,456	111,520	32.05
MALAYSIA	136,551	171,156	25.34	1,068,476	823,066	-22.97
BRUNEI DARUSSALAM	1,625	443	-72.74	4,408	6,170	39.97
VIET NAM	1,609	3,531	119.45	14,529	31,125	114.23
MALDIVES	128	499	289.84	572	2,070	261.89
INDIA	48,552	37,455	-22.86	452,334	371,605	-17.85
PAKISTAN	43,660	82,539	89.05	137,094	224,973	64.10
BANGLADESH	0	292	-	0	2,498	-
SRI LANKA	40,823	78,292	91.78	47,923	47,411	-1.07
IRAN (ISLAMIC REPUBLIC OF)	9,331	15,844	69.80	49,350	56,792	15.08
SAUDI ARABIA	142,275	150,160	5.54	307,964	475,590	54.43
ISRAEL	11,505	18,958	64.78	74,376	174,393	134.47
KUWAIT	7,231	10,591	46.47	38,416	56,820	47.91
JORDAN	21,437	2,878	-86.57	87,853	40,129	-54.32
LEBANON	19,356	9,355	-51.67	54,708	31,858	-41.77
SYRIA ARAB REPUBLIC	0	4,696	-	0	58,047	-
TURKEY	367	87,758	23,812.26	82	344,065	419,491.46
UNITED ARAB EMIRATES	106,946	109,030	1.95	617,091	815,082	32.08
CYPRUS	250	3,492	1,296.80	180	36,030	19,916.67
EGYPT	13,142	10,071	-23.37	91,472	71,121	-22.25
LIBYAN ARAB JAMAHIRIYA	0	51	-	0	125	-
MOROCCO	8,178	0	-100.00	75,971	0	-100.00
ALGERIA	29,471	0	-100.00	86,013	0	-100.00
SUDAN	21,891	20,619	-5.81	119,098	139,482	17.12
NAMIBIA	0	21	-	0	188	-
MADAGASCAR	2,760	0	-100.00	960	0	-100.00
REUNION	826	517	-37.41	7,310	3,536	-51.63
TOGO	0	380	-	0	812	-
GUINEA	0	646	-	0	2,945	-
ANGOLA	9,565	0	-100.00	6,284	0	-100.00
CAMEROON	0	72	-	0	211	-
NIGERIA	30,510	54,759	79.48	159,700	283,571	77.56
COTE D'IVOIRE	0	110	-	0	126	-
MALI	0	127	-	0	168	-
SWAZILAND	0	197	-	0	255	-
SOUTH AFRICA	20,282	29,100	43.48	98,933	265,350	168.21
MAURITIUS	77	1,412	1,733.77	289	20,580	7,021.11
AUSTRALIA	409,544	372,008	-9.17	2,776,125	3,044,584	9.67
NEW ZEALAND	26,926	31,170	15.76	191,470	222,327	16.12
NEW CALEDONIA	0	132	-	0	4,840	-
FIJI	1,056	133	-87.41	8,258	943	-88.58
EAST TIMOR	15,843	65,134	311.12	20,937	55,107	163.20
UNITED STATES	2,643,727	3,919,483	48.26	24,485,712	41,651,176	70.10
CANADA	135,789	158,404	16.65	1,325,238	1,534,953	15.82
MEXICO	255,813	237,669	-7.09	2,750,091	2,573,394	-6.43
PANAMA	22,573	0	-100.00	179,331	0	-100.00
SURINAME	0	1,487	-	0	7,106	-
CHILE	33,147	41,860	26.29	335,368	381,955	13.89
VENEZUELA	59,584	32,049	-46.21	569,572	294,750	-48.25
ARGENTINA	78,714	57,592	-26.83	695,178	497,254	-28.47
BRAZIL	333,546	467,929	40.29	3,094,133	4,528,916	46.37
COLOMBIA	27,111	10,395	-61.66	258,291	92,993	-64.00
ECUADOR	0	2,629	-	0	14,958	-
PERU	20,474	39,978	95.26	150,984	332,262	120.06
GUYANA	0	795	-	0	2,250	-
PUERTO RICO	0	47	-	0	1,040	-
EL SALVADOR	0	12,520	-	0	124,721	-
COSTA RICA	923	0	-100.00	11,404	0	-100.00
HAITI	4,327	0	-100.00	12,508	0	-100.00
CAYMAN ISLANDS	0	1,781	-	0	39,061	-
FRENCH POLYNESIA	257	0	-100.00	273	0	-100.00
NETHERLANDS ANTILLES	388	0	-100.00	30,870	0	-100.00
SAINT KITTS AND NEVIS	0	148	-	0	2,200	-
UNITED KINGDOM	743,179	1,028,630	38.41	6,259,782	10,967,183	75.20
NETHERLANDS	331,221	417,650	26.09	3,219,542	4,212,816	30.85
FRANCE	470,154	501,008	6.56	4,011,256	4,589,646	14.42
GERMANY, FED. REP. OF	436,855	673,358	54.14	5,008,720	7,155,471	42.86
AUSTRIA	26,334	34,803	32.16	345,320	539,232	56.15
BELGIUM	106,963	60,162	-43.75	1,243,854	746,413	-39.99
SWITZERLAND	20,985	23,234	10.72	241,807	184,180	-23.83
DENMARK	85,465	58,508	-31.54	749,969	629,365	-16.08
NORWAY	11,051	5,783	-47.67	94,116	49,860	-47.02
SWEDEN	111,056	156,375	40.81	648,127	960,957	48.27
FINLAND	8,410	9,834	16.93	159,620	64,383	-59.66
IRELAND	6,167	21,115	242.39	19,687	637,653	3,138.95

TABEL 5. PERKEMBANGAN EKSPOR INDONESIA MENURUT KOMODITI DAN NEGARA TUJUAN

JENIS BARANG	BERAT BERSIH (KG)		PERUB	NILAI FOB (US \$)		PERUB
	JAN-MEI 2009	JAN-MEI 2010	%	JAN-MEI 2009	JAN-MEI 2010	%
	(1)	(2)	(3)	(4)	(5)	(6)
ITALY	140,505	245,402	74.66	1,403,771	2,561,532	82.48
SPAIN	59,516	137,031	130.24	606,618	1,518,268	150.28
PORTUGAL	14,416	9,093	-36.92	198,136	118,515	-40.19
ICELAND	1,364	2,754	101.91	15,813	27,385	73.18
GREECE	57,133	143,640	151.41	468,327	1,396,603	198.21
HUNGARY	8,828	26,144	196.15	133,459	372,156	178.85
POLAND	39,375	20,162	-48.79	413,404	229,703	-44.44
ROMANIA	504	1,060	110.32	4,335	9,792	125.88
BULGARIA	0	1,050	-	0	12,391	-
KAZAKHSTAN	3,076	2,434	-20.87	34,766	28,805	-17.15
UKRAINE	0	14,066	-	0	148,985	-
LITHUANIA	64	2,939	4,492.19	1,505	16,836	1,018.67
LATVIA	8	6,041	75,412.50	333	64,151	19,164.56
ESTONIA	0	1,027	-	0	21,160	-
CROATIA	36,518	53,232	45.77	113,687	480,327	322.50
MALTA	184	0	-100.00	2,600	0	-100.00
SLOVAKIA	1,161	3,427	195.18	9,362	67,341	619.30
SLOVENIA	8,877	3,376	-61.97	54,599	27,156	-50.26
CZECH REPUBLIC	97,946	46,159	-52.87	971,287	479,511	-50.63
RUSSIA FEDERATION	32,918	177,420	438.98	301,168	1,625,197	439.63
-PENNA DAN PENSIL	3,596,635	5,021,313	39.61	28,989,112	35,981,095	24.12
JAPAN	51,747	44,446	-14.11	624,513	621,953	-0.41
HONG KONG	21,423	35,479	65.61	208,186	327,170	57.15
KOREA, REPUBLIC OF	19,830	11,474	-42.14	194,811	132,546	-31.96
TAIWAN	10,516	14,713	39.91	109,365	156,625	43.21
CHINA	13,856	52,777	280.90	127,112	534,873	320.79
PAPUA NEW GUINEA	0	116	-	0	665	-
THAILAND	110,064	139,927	27.13	976,935	1,386,772	41.95
SINGAPORE	35,781	64,110	79.17	360,109	585,881	62.70
PHILIPPINES	147,363	143,237	-2.80	1,296,533	1,303,320	0.52
MALAYSIA	114,425	137,802	20.43	1,166,692	1,432,930	22.82
BRUNEI DARUSSALAM	380	2	-99.47	2,725	45	-98.35
VIET NAM	21,469	25,202	17.39	135,082	182,980	35.46
MALDIVES	0	1,312	-	0	4,189	-
INDIA	2,844	1,882	-33.83	30,127	23,173	-23.08
PAKISTAN	4,160	4,637	11.47	33,338	31,519	-5.46
BANGLADESH	45,364	62,613	38.02	398,388	576,630	44.74
AFGHANISTAN	0	396	-	0	3,309	-
IRAQ	0	3	-	0	20	-
IRAN (ISLAMIC REPUBLIC OF)	76,518	61,440	-19.71	696,024	650,645	-6.52
SAUDI ARABIA	122,478	66,977	-45.32	1,255,708	587,447	-53.22
ISRAEL	125	307	145.60	938	3,009	220.79
KUWAIT	14,469	23,579	62.96	170,333	260,809	53.12
JORDAN	947	2,761	191.55	10,283	20,005	94.54
LEBANON	21,868	22,854	4.51	172,096	183,735	6.76
OMAN	21,427	409	-98.09	233,632	3,755	-98.39
SYRIA ARAB REPUBLIC	31,490	24,445	-22.37	216,475	191,914	-11.35
TURKEY	87,702	55,674	-36.52	581,362	403,954	-30.52
UNITED ARAB EMIRATES	54,796	67,670	23.49	567,965	703,079	23.79
QATAR	13,873	34,834	151.09	125,849	364,506	189.64
BAHRAIN	4,424	12,159	174.84	50,300	134,103	166.61
EGYPT	0	39,600	-	0	235,332	-
LIBYAN ARAB JAMAHIRIYA	658	0	-100.00	2,680	0	-100.00
MOROCCO	21,500	17,782	-17.29	205,070	200,374	-2.29
ALGERIA	2,179	0	-100.00	10,717	0	-100.00
SUDAN	56	0	-100.00	1,100	0	-100.00
TOGO	38,500	40,914	6.27	17,504	23,384	33.59
CAMEROON	0	2	-	0	14	-
MALI	0	20,632	-	0	9,905	-
SOUTH AFRICA	283	23,415	8,173.85	4,093	91,825	2,143.46
AUSTRALIA	91,993	110,395	20.00	666,891	750,678	12.56
NEW ZEALAND	7,179	9,496	32.27	70,371	92,732	31.78
FIJI	605	533	-11.90	3,098	4,038	30.34
SOLOMON ISLANDS	0	1,101	-	0	3,270	-
EAST TIMOR	22,220	36,411	63.87	27,196	42,293	55.51
UNITED STATES	1,273,965	2,510,872	97.09	9,453,078	14,918,314	57.81
CANADA	13,213	10,838	-17.97	260,384	164,763	-36.72
MEXICO	329,490	286,913	-12.92	2,416,954	2,331,666	-3.53
CHILE	0	2,766	-	0	32,378	-
VENEZUELA	0	10,941	-	0	87,890	-
ARGENTINA	958	4,133	331.42	10,899	66,124	506.70
BRAZIL	0	7,931	-	0	64,603	-
COLOMBIA	120,267	27,126	-77.45	969,813	184,857	-80.94
ECUADOR	6,913	32,116	364.57	60,205	229,479	281.16
PUERTO RICO	462	0	-100.00	3,384	0	-100.00
UNITED KINGDOM	39,273	54,353	38.40	349,475	447,368	28.01
NETHERLANDS	241,364	229,346	-4.98	1,644,550	1,435,055	-12.74

TABEL 5. PERKEMBANGAN EKSPOR INDONESIA MENURUT KOMODITI DAN NEGARA TUJUAN

JENIS BARANG	BERAT BERSIH (KG)		PERUB	NILAI FOB (US \$)		PERUB
	JAN-MEI 2009	JAN-MEI 2010	%	JAN-MEI 2009	JAN-MEI 2010	%
	(1)	(2)	(3)	(4)	(5)	(6)
FRANCE	13,438	22,582	68.05	86,150	172,766	100.54
GERMANY, FED. REP. OF	179,291	204,039	13.80	1,357,519	1,713,743	26.24
NORWAY	1,687	3,331	97.45	23,159	38,980	68.31
SWEDEN	38,451	25,764	-33.00	442,869	306,158	-30.87
FINLAND	719	963	33.94	11,313	12,837	13.47
IRELAND	21,543	15,297	-28.99	242,499	208,433	-14.05
ITALY	38,737	76,840	98.36	460,911	776,314	68.43
SPAIN	15,154	20,608	35.99	134,599	200,756	49.15
PORTUGAL	4,503	42,712	848.52	20,718	127,445	515.14
DEMOCRATIC REPUBLIC OF THE	0	15	-	0	23	-
HUNGARY	6,056	2,090	-65.49	120,783	23,768	-80.32
CZECH REPUBLIC	16,639	16,219	-2.52	166,249	171,969	3.44
-BATU SEMI PERMATA	4,413	35	-99.21	245,110	4,324	-98.24
JAPAN	41	17	-58.54	35,692	68	-99.81
SINGAPORE	3	0	-100.00	468	0	-100.00
MALAYSIA	1,400	0	-100.00	182,630	0	-100.00
AUSTRALIA	1	0	-100.00	4,491	0	-100.00
UNITED STATES	2,802	0	-100.00	17,268	0	-100.00
CANADA	13	0	-100.00	170	0	-100.00
BRAZIL	21	0	-100.00	14	0	-100.00
UNITED KINGDOM	0	18	-	0	4,256	-
ITALY	132	0	-100.00	4,377	0	-100.00
-KOPER, TAS, DOMPET PLASTIK	2,991,581	4,273,513	42.85	20,249,685	26,548,940	31.11
JAPAN	383,145	354,054	-7.59	2,668,962	2,950,151	10.54
HONG KONG	39,971	85,220	113.20	461,576	791,817	71.55
KOREA, REPUBLIC OF	40,659	39,319	-3.30	176,516	126,755	-28.19
TAIWAN	11,800	29,695	151.65	40,413	131,032	224.23
CHINA	30,378	31,325	3.12	492,605	653,352	32.63
PAPUA NEW GUINEA	77	160	107.79	383	217	-43.34
THAILAND	17,041	34,585	102.95	118,196	263,233	122.71
SINGAPORE	55,789	73,428	31.62	621,801	1,325,825	113.22
PHILIPPINES	16,142	26,573	64.62	233,879	341,123	45.85
MALAYSIA	18,035	25,415	40.92	134,037	127,547	-4.84
BRUNEI DARUSSALAM	1,077	571	-46.98	13,555	6,327	-53.32
VIET NAM	511	0	-100.00	3,680	0	-100.00
MALDIVES	191	1,435	651.31	1,098	8,785	700.09
INDIA	33,500	53,703	60.31	177,915	282,172	58.60
PAKISTAN	8,680	3,920	-54.84	45,976	23,840	-48.15
BANGLADESH	11,585	22,538	94.54	28,899	62,620	116.69
SRI LANKA	4,224	2,749	-34.92	9,576	6,813	-28.85
IRAN (ISLAMIC REPUBLIC OF)	479	10,857	2,166.60	656	1,202	83.23
SAUDI ARABIA	37,956	33,070	-12.87	138,495	177,965	28.50
ISRAEL	0	181	-	0	1,445	-
KUWAIT	198	403	103.54	5,505	2,160	-60.76
JORDAN	0	204	-	0	16	-
LEBANON	2,985	0	-100.00	21,633	0	-100.00
OMAN	34	1	-97.06	115	3	-97.39
TURKEY	5	356	7,020.00	47	12,779	27,089.36
UNITED ARAB EMIRATES	231,594	267,491	15.50	1,088,102	1,280,069	17.64
BAHRAIN	0	33	-	0	455	-
CYPRUS	1,643	0	-100.00	4,613	0	-100.00
EGYPT	0	5	-	0	17	-
MOROCCO	10,026	4,528	-54.84	178,355	82,689	-53.64
TUNISIA	645	100	-84.50	11,487	4,780	-58.39
NAMIBIA	1,334	190	-85.76	923	5,505	496.42
TANZANIA, UNITED REPUBLIC OF	0	53	-	0	461	-
MADAGASCAR	204	187	-8.33	1,762	5,927	236.38
KENYA	1,551	49	-96.84	11,950	1,252	-89.52
REUNION	1,760	943	-46.42	5,174	2,240	-56.71
MOZAMBIQUE	0	151	-	0	271	-
GHANA	4,313	0	-100.00	19,079	0	-100.00
ANGOLA	28	0	-100.00	32	0	-100.00
NIGERIA	0	7,985	-	0	16,117	-
GABON	0	1	-	0	1	-
SEYCHELLES	88	183	107.95	3,000	4,082	36.07
SOUTH AFRICA	38,901	37,176	-4.43	87,408	79,094	-9.51
MAURITIUS	105	872	730.48	2,907	6,302	116.79
VIRGIN ISLANDS (BRITISH)	144	239	65.97	557	1,050	88.51
AUSTRALIA	74,881	72,843	-2.72	352,615	250,198	-29.04
NEW ZEALAND	6,749	6,763	0.21	12,580	15,439	22.73
GUAM	0	213	-	0	2,088	-
NEW CALEDONIA	2,077	2,668	28.45	9,360	23,664	152.82
COOK ISLANDS	1	0	-100.00	28	0	-100.00
FIJI	72	725	906.94	520	6,014	1,056.54
TONGA	0	151	-	0	1,735	-
EAST TIMOR	16,187	8,386	-48.19	16,720	4,754	-71.57

TABEL 5. PERKEMBANGAN EKSPOR INDONESIA MENURUT KOMODITI DAN NEGARA TUJUAN

JENIS BARANG	BERAT BERSIH (KG)		PERUB	NILAI FOB (US \$)		PERUB
	JAN-MEI 2009	JAN-MEI 2010	%	JAN-MEI 2009	JAN-MEI 2010	%
	(1)	(2)	(3)	(4)	(5)	(6)
UNITED STATES	722,377	1,103,042	52.70	5,834,025	7,156,018	22.66
CANADA	23,366	58,624	150.89	154,664	286,608	85.31
MEXICO	17,075	80,102	369.12	113,824	194,265	70.67
NICARAGUA	16	65	306.25	60	142	136.67
PANAMA	11,964	15,969	33.48	34,734	35,572	2.41
CHILE	958	6,401	568.16	1,765	12,363	600.45
VENEZUELA	107	889	730.84	390	2,601	566.92
ARGENTINA	10,959	50,205	358.12	21,857	103,339	372.80
BRAZIL	29,525	54,212	83.61	85,395	120,744	41.39
COLOMBIA	66	720	990.91	219	1,854	746.58
URUGUAY	1,511	5,386	256.45	4,090	11,880	190.46
PARAGUAY	11	9	-18.18	30	27	-10.00
ECUADOR	4,041	13,469	233.31	9,068	33,929	274.16
PERU	182	3,650	1,905.49	1,002	9,144	812.57
TRINIDAD AND TOBAGO	1,505	0	-100.00	1,810	0	-100.00
JAMAICA	0	509	-	0	2,036	-
PUERTO RICO	288	978	239.58	2,100	9,204	338.29
BELIZE	0	636	-	0	816	-
DOMINICAN REPUBLIC	12	173	1,341.67	125	917	633.60
COSTA RICA	1	4	300.00	15	122	713.33
BARBADOS	14	0	-100.00	566	0	-100.00
BERMUDA	986	642	-34.89	3,251	7,227	122.30
FRENCH POLYNESIA	678	713	5.16	7,389	8,691	17.62
MARTINIQUE	1,374	708	-48.47	4,150	4,509	8.65
NETHERLANDS ANTILLES	393	171	-56.49	8,068	6,276	-22.21
SAINT LUCIA	0	203	-	0	986	-
GUADELOUPE	428	203	-52.57	784	910	16.07
UNITED KINGDOM	171,459	277,176	61.66	899,053	1,436,444	59.77
NETHERLANDS	106,501	108,059	1.46	1,560,368	1,630,417	4.49
FRANCE	34,537	106,072	207.13	183,744	373,897	103.49
GERMANY, FED. REP. OF	131,884	245,128	85.87	815,054	1,753,136	115.09
AUSTRIA	5,738	60	-98.95	46,121	907	-98.03
BELGIUM	385,650	584,837	51.65	1,527,036	1,825,832	19.57
SWITZERLAND	8,513	9,318	9.46	36,196	34,210	-5.49
DENMARK	2,043	2,183	6.85	13,795	7,077	-48.70
NORWAY	1,837	354	-80.73	24,931	11,426	-54.17
SWEDEN	3,852	6,658	72.85	11,623	10,194	-12.29
FINLAND	73	1,037	1,320.55	1,950	23,128	1,086.05
IRELAND	304	10,033	3,200.33	2,844	70,704	2,386.08
ITALY	143,765	169,177	17.68	1,239,977	1,478,441	19.23
SPAIN	49,841	81,729	63.98	316,081	568,067	79.72
PORTUGAL	543	1,995	267.40	3,204	9,944	210.36
GREECE	7,756	9,914	27.82	47,001	57,100	21.49
HUNGARY	132	203	53.79	1,088	523	-51.93
POLAND	824	447	-45.75	12,018	3,393	-71.77
ROMANIA	1	0	-100.00	21	0	-100.00
YUGOSLAVIA	1	1	0.00	1	2	100.00
ESTONIA	0	4	-	0	23	-
GEORGIA	0	10,951	-	0	98,976	-
CROATIA	173	168	-2.89	723	2,042	182.43
SLOVAKIA	0	1,749	-	0	3,372	-
SLOVENIA	934	499	-46.57	1,785	999	-44.03
CZECH REPUBLIC	151	381	152.32	729	1,523	108.92
RUSSIA FEDERATION	467	6,000	1,184.80	12,271	45,600	271.61
-BARANG DARI LOGAM MULIA	142,408	138,175	-2.97	146,193,553	90,174,660	-38.32
JAPAN	11,549	1,566	-86.44	4,340,333	507,828	-88.30
HONG KONG	3,053	4,013	31.44	15,492,543	6,940,913	-55.20
KOREA, REPUBLIC OF	513	555	8.19	217,940	276,986	27.09
TAIWAN	7	0	-100.00	938	0	-100.00
CHINA	54	0	-100.00	10,160	0	-100.00
THAILAND	789	4,317	447.15	423,142	1,017,290	140.41
SINGAPORE	69,978	78,039	11.52	66,496,729	52,645,559	-20.83
PHILIPPINES	0	650	-	0	100	-
MALAYSIA	34	8	-76.47	710,843	174,182	-75.50
MALDIVES	78	0	-100.00	53,676	0	-100.00
INDIA	0	11	-	0	8,801	-
SRI LANKA	0	19	-	0	3,484	-
LEBANON	11	0	-100.00	91	0	-100.00
TURKEY	596	269	-54.87	192,460	142,324	-26.05
UNITED ARAB EMIRATES	440	325	-26.14	9,075,210	7,742,459	-14.69
BAHRAIN	4	0	-100.00	258	0	-100.00
CYPRUS	50	0	-100.00	38,440	0	-100.00
EGYPT	0	4	-	0	1,340	-
MADAGASCAR	5	0	-100.00	5,412	0	-100.00
KENYA	337	0	-100.00	2,754	0	-100.00
REUNION	362	236	-34.81	469	256	-45.42
U.S. VIRGIN ISLANDS	0	1	-	0	5	-

TABEL 5. PERKEMBANGAN EKSPOR INDONESIA MENURUT KOMODITI DAN NEGARA TUJUAN

JENIS BARANG	BERAT BERSIH (KG)		PERUB	NILAI FOB (US \$)		PERUB
	JAN-MEI 2009	JAN-MEI 2010	%	JAN-MEI 2009	JAN-MEI 2010	%
	(1)	(2)	(3)	(4)	(5)	(6)
SEYCHELLES	10	0	-100.00	11	0	-100.00
SOUTH AFRICA	115	0	-100.00	144	0	-100.00
AUSTRALIA	7,171	9,063	26.38	27,744,612	289,929	-98.96
NEW ZEALAND	49	248	406.12	7,859	14,593	85.69
GUAM	212	0	-100.00	506	0	-100.00
NEW CALEDONIA	20	190	850.00	432	1,619	274.77
EAST TIMOR	183	104	-43.17	4,483,500	45	-100.00
UNITED STATES	17,364	16,590	-4.46	11,511,816	13,886,172	20.63
CANADA	1,291	166	-87.14	204,889	11,319	-94.48
MEXICO	68	58	-14.71	316	8,938	2,728.48
CHILE	68	190	179.41	4,596	3,564	-22.45
BRAZIL	119	680	471.43	2,329	6,230	167.50
BAHAMAS	0	4	-	0	25	-
PUERTO RICO	35	79	125.71	3,389	3,006	-11.30
COSTA RICA	65	0	-100.00	75	0	-100.00
BARBADOS	0	3	-	0	15	-
BERMUDA	475	350	-26.32	1,445	4,114	184.71
CAYMAN ISLANDS	12	18	50.00	695	1,819	161.73
FRENCH POLYNESIA	0	31	-	0	593	-
MARTINIQUE	1,453	946	-34.89	2,155	1,701	-21.07
NETHERLANDS ANTILLES	0	52	-	0	2,883	-
GUADELOUPE	71	401	464.79	91	547	501.10
UNITED KINGDOM	3,666	983	-73.19	637,630	305,699	-52.06
NETHERLANDS	10,184	8,175	-19.73	798,955	1,241,807	55.43
FRANCE	900	2,558	184.22	24,233	41,999	73.31
GERMANY, FED. REP. OF	5,655	1,904	-66.33	723,368	652,615	-9.78
AUSTRIA	4	9	125.00	2,553	12,017	370.70
BELGIUM	163	0	-100.00	7,128	0	-100.00
SWITZERLAND	179	157	-12.29	153,150	127,838	-16.53
DENMARK	133	254	90.98	376,024	523,742	39.28
NORWAY	125	74	-40.80	88,843	62,078	-30.13
SWEDEN	6	11	83.33	18,187	11,958	-34.25
FINLAND	13	6	-53.85	8,920	4,797	-46.22
IRELAND	49	0	-100.00	1,061	0	-100.00
ITALY	3,817	3,600	-5.69	2,249,469	3,351,671	49.00
SPAIN	178	1,252	603.37	12,561	138,147	999.81
PORTUGAL	30	4	-86.67	33,704	374	-98.89
ICELAND	6	0	-100.00	10,445	0	-100.00
GREECE	34	0	-100.00	3,019	0	-100.00
POLAND	0	2	-	0	1,279	-
CZECH REPUBLIC	11	0	-100.00	13,379	0	-100.00
RUSSIA FEDERATION	614	0	-100.00	666	0	-100.00
-PETI KEMAS	425,654	634,798	49.13	1,982,130	3,122,270	57.52
JAPAN	97,280	143,656	47.67	162,950	353,798	117.12
TAIWAN	11,354	0	-100.00	2,215	0	-100.00
PAPUA NEW GUINEA	0	104,491	-	0	554,614	-
THAILAND	37,972	1,257	-96.69	8,450	1,000	-88.17
SINGAPORE	129,790	109,863	-15.35	573,450	494,430	-13.78
PHILIPPINES	0	852	-	0	1,600	-
MALAYSIA	9,445	108,716	1,051.04	6,637	208,200	3,036.96
MYANMAR (FORM. BURMA)	0	10,492	-	0	57,072	-
BRUNEI DARUSSALAM	0	2,420	-	0	41,150	-
VIET NAM	0	35,556	-	0	869,574	-
INDIA	6,637	0	-100.00	156,075	0	-100.00
SRI LANKA	0	54,933	-	0	203,536	-
SAUDI ARABIA	0	15,768	-	0	77,478	-
SENEGAL	0	571	-	0	3,200	-
MAURITANIA	83,000	0	-100.00	974,126	0	-100.00
AUSTRALIA	0	19,908	-	0	113,634	-
NEW ZEALAND	0	2,444	-	0	30,000	-
EAST TIMOR	0	8,957	-	0	20,175	-
UNITED STATES	50,000	6,040	-87.92	96,345	235	-99.76
MEXICO	0	2,799	-	0	38,739	-
UNITED KINGDOM	176	0	-100.00	1,882	0	-100.00
SPAIN	0	1,230	-	0	32,835	-
RUSSIA FEDERATION	0	4,845	-	0	21,000	-
-KOMPUTER DAN BAGIANNYA	16,358,758	12,859,819	-21.39	390,755,797	364,922,164	-6.61
JAPAN	660,865	418,824	-36.62	22,101,041	14,687,001	-33.55
HONG KONG	1,633,379	433,859	-73.44	15,220,815	11,327,911	-25.58
KOREA, REPUBLIC OF	120,112	190,340	58.47	1,228,598	7,751,840	530.95
TAIWAN	133,349	177,475	33.09	2,934,769	5,675,671	93.39
CHINA	1,682,817	382,451	-77.27	65,255,292	7,020,864	-89.24
THAILAND	396,459	496,970	25.35	9,503,571	13,799,466	45.20
SINGAPORE	3,292,990	4,874,404	48.02	83,239,866	182,088,132	118.75
PHILIPPINES	465,970	314,571	-32.49	11,877,404	11,321,850	-4.68
MALAYSIA	497,184	917,800	84.60	11,145,290	12,811,240	14.95

TABEL 5. PERKEMBANGAN EKSPOR INDONESIA MENURUT KOMODITI DAN NEGARA TUJUAN

JENIS BARANG	BERAT BERSIH (KG)		PERUB %	NILAI FOB (US \$)		PERUB %
	JAN-MEI 2009	JAN-MEI 2010		JAN-MEI 2009	JAN-MEI 2010	
(1)	(2)	(3)	(4)	(5)	(6)	(7)
CAMBODIA	0	120	-	0	3,340	-
BRUNEI DARUSSALAM	110	8	-92.73	4,086	1,213	-70.31
LAO PEOPLE'S DEMOCRATIC RE	0	4	-	0	120	-
NEPAL	3,887	0	-100.00	89,723	0	-100.00
VIET NAM	237,689	99,456	-58.16	3,625,334	1,744,512	-51.88
INDIA	1,028,108	403,198	-60.78	13,179,598	5,946,916	-54.88
PAKISTAN	19,672	1,049	-94.67	357,773	33,112	-90.74
BANGLADESH	12,915	0	-100.00	265,262	0	-100.00
SRI LANKA	2,810	87	-96.90	65,780	1,295	-98.03
AFGHANISTAN	0	60	-	0	100	-
IRAN (ISLAMIC REPUBLIC OF)	167,136	32	-99.98	7,823,635	230	-100.00
SAUDI ARABIA	18,432	123,525	570.17	557,078	3,804,744	582.98
ISRAEL	5,159	427	-91.72	163,395	93,266	-42.92
LEBANON	27,200	1	-100.00	703,317	1	-100.00
YEMEN	11,868	0	-100.00	122,844	0	-100.00
SYRIA ARAB REPUBLIC	6,230	0	-100.00	157,260	0	-100.00
TURKEY	110,852	21,790	-80.34	2,618,317	476,219	-81.81
UNITED ARAB EMIRATES	1,312,497	913,863	-30.37	27,676,346	20,617,349	-25.51
EGYPT	55,339	187,102	238.10	618,288	4,719,623	663.34
LIBYAN ARAB JAMAHIRIYA	84,977	24,657	-70.98	788,424	594,341	-24.62
MOROCCO	15,907	0	-100.00	66,433	0	-100.00
TUNISIA	16,928	27,292	61.22	434,623	662,016	52.32
ALGERIA	41,070	0	-100.00	857,276	0	-100.00
SUDAN	41,462	3,976	-90.41	231,325	159,578	-31.02
GHANA	3,069	0	-100.00	103,224	0	-100.00
GUINEA	2,033	0	-100.00	3,240	0	-100.00
ANGOLA	1,199	0	-100.00	950	0	-100.00
NIGERIA	5,987	22,515	276.06	96,874	768,612	693.41
SIERRA LEONE	210	0	-100.00	5,511	0	-100.00
SOUTH AFRICA	145,761	53,328	-63.41	3,753,013	1,544,802	-58.84
AUSTRALIA	395,178	184,662	-53.27	10,498,772	6,535,010	-37.75
NEW ZEALAND	48,290	29,813	-38.26	1,257,719	1,073,623	-14.64
VANUATU	0	34	-	0	183	-
EAST TIMOR	271,700	243,313	-10.45	235,802	250,437	6.21
UNITED STATES	1,185,078	823,727	-30.49	37,865,750	20,162,620	-46.75
CANADA	23,236	83,095	257.61	744,110	2,252,150	202.66
MEXICO	128,994	26,609	-79.37	2,953,243	908,968	-69.22
PANAMA	0	121	-	0	1,747	-
CHILE	10,622	42,120	296.54	247,224	1,367,447	453.12
VENEZUELA	14,925	0	-100.00	382,287	0	-100.00
ARGENTINA	37,015	184,725	399.05	903,697	2,179,153	141.14
BRAZIL	147,105	138,382	-5.93	1,645,301	1,188,057	-27.79
COLOMBIA	29,821	27,933	-6.33	389,349	961,051	146.84
PERU	50,263	60,038	19.45	626,569	1,865,455	197.73
DOMINICAN REPUBLIC	208	0	-100.00	28,540	0	-100.00
UNITED KINGDOM	43,155	50,807	17.73	1,418,959	1,353,141	-4.64
NETHERLANDS	1,163,493	186,950	-83.93	28,321,284	3,564,852	-87.41
FRANCE	540	636	17.78	19,095	405,091	2,021.45
GERMANY, FED. REP. OF	120,891	581,762	381.23	4,610,267	10,156,402	120.30
AUSTRIA	14,184	0	-100.00	523,890	0	-100.00
BELGIUM	1,848	844	-54.33	57,016	21,746	-61.86
SWITZERLAND	4	75	1,775.00	129	12,966	9,951.16
DENMARK	16	28	75.00	324	443	36.73
NORWAY	22	0	-100.00	432	0	-100.00
SWEDEN	37	11	-70.27	708	206	-70.90
FINLAND	34,662	61,246	76.69	517,876	1,319,474	154.79
IRELAND	40,923	1,023	-97.50	2,162,513	687,780	-68.20
ITALY	1,828	3	-99.84	153,911	16,814	-89.08
SPAIN	2,230	18	-99.19	37,564	389	-98.96
PORTUGAL	0	8,955	-	0	6,678	-
HUNGARY	4,745	49	-98.97	107,261	840	-99.22
POLAND	20,848	1,473	-92.93	1,660,698	10,221	-99.38
ROMANIA	0	26	-	0	544	-
AZERBAIJAN	5,858	0	-100.00	136,948	0	-100.00
KAZAKHSTAN	139	2	-98.56	11,833	15	-99.87
UKRAINE	8	17	112.50	129	146	13.18
UZBEKISTAN	2,172	0	-100.00	48,528	0	-100.00
LATVIA	0	45	-	0	650	-
GEORGIA	0	26,471	-	0	797,408	-
SLOVAKIA	103,339	0	-100.00	3,176,030	0	-100.00
SLOVENIA	0	5,482	-	0	163,077	-
CZECH REPUBLIC	193,722	70	-99.96	3,135,756	1,090	-99.97
RUSSIA FEDERATION	27	70	159.26	708	926	30.79
-KENDARAAN BERMOTOR RODA	2,809,247	2,287,104	-18.59	22,257,365	17,905,264	-19.55
JAPAN	32,778	35,951	9.68	404,761	358,548	-11.42
HONG KONG	500	0	-100.00	6,825	0	-100.00
KOREA, REPUBLIC OF	150	578	285.33	1,635	800	-51.07

TABEL 5. PERKEMBANGAN EKSPOR INDONESIA MENURUT KOMODITI DAN NEGARA TUJUAN

JENIS BARANG	BERAT BERSIH (KG)		PERUB	NILAI FOB (US \$)		PERUB
	JAN-MEI 2009	JAN-MEI 2010	%	JAN-MEI 2009	JAN-MEI 2010	%
	(1)	(2)	(3)	(4)	(5)	(6)
CHINA	324	210	-35.19	404	2,555	532.43
THAILAND	6,953	9,198	32.29	93,602	90,371	-3.45
SINGAPORE	2,871	0	-100.00	226,847	0	-100.00
PHILIPPINES	1,964,865	537,360	-72.65	14,875,789	4,900,320	-67.06
MALAYSIA	15,317	170,845	1,015.39	136,407	2,294,266	1,581.93
BRUNEI DARUSSALAM	1,815	0	-100.00	14,400	0	-100.00
VIET NAM	148	0	-100.00	1,887	0	-100.00
MALDIVES	17,573	9,038	-48.57	105,508	73,109	-30.71
INDIA	287	0	-100.00	4,761	0	-100.00
PAKISTAN	831	4,800	477.62	8,106	48,476	498.03
SRI LANKA	1	0	-100.00	36	0	-100.00
UNITED ARAB EMIRATES	0	58,676	-	0	542,088	-
CYPRUS	135	0	-100.00	818	0	-100.00
TANZANIA, UNITED REPUBLIC OF	759	1,109	46.11	497	1,361	173.84
REUNION	0	635	-	0	3,134	-
TOGO	16,653	138,579	732.16	75,473	631,834	737.17
GHANA	0	5,301	-	0	7,200	-
LIBERIA	0	10,245	-	0	5,514	-
ANGOLA	0	38,880	-	0	273,600	-
CONGO	0	7,700	-	0	11,438	-
SENEGAL	0	7,389	-	0	1,500	-
MALI	0	4,452	-	0	6,650	-
BURKINA FASO	17,280	0	-100.00	122,832	0	-100.00
GAMBIA	4,183	3,204	-23.40	3,345	1,038	-68.97
DJIBOUTI	2,640	0	-100.00	20,784	0	-100.00
MAURITIUS	339	0	-100.00	2,448	0	-100.00
AUSTRALIA	9,693	15,579	60.72	45,447	40,696	-10.45
NEW ZEALAND	15,680	400	-97.45	168,672	1,700	-98.99
GUAM	0	100	-	0	1,635	-
COOK ISLANDS	240	0	-100.00	1,898	0	-100.00
EAST TIMOR	222,939	369,255	65.63	2,202,043	2,768,489	25.72
UNITED STATES	15,544	8,070	-48.08	150,423	13,139	-91.27
CANADA	194	130	-32.99	1,335	1,600	19.85
HONDURAS	33,600	0	-100.00	351,600	0	-100.00
ARGENTINA	240	0	-100.00	1,992	0	-100.00
COLOMBIA	172,258	573,804	233.11	970,263	4,414,414	354.97
BOLIVIA	47,964	15,708	-67.25	414,960	165,984	-60.00
PERU	0	149,760	-	0	432,000	-
BERMUDA	13,880	0	-100.00	77,048	0	-100.00
NETHERLANDS ANTILLES	312	0	-100.00	1,320	0	-100.00
UNITED KINGDOM	528	1,003	89.96	837	4,200	401.79
NETHERLANDS	9,869	7,758	-21.39	27,596	40,423	46.48
FRANCE	6,611	10,475	58.45	10,800	77,260	615.37
GERMANY, FED. REP. OF	18,680	17,795	-4.74	36,494	20,490	-43.85
AUSTRIA	0	1,076	-	0	1,785	-
BELGIUM	9,941	13,944	40.27	19,926	65,592	229.18
SWITZERLAND	325	940	189.23	460	4,987	984.13
DENMARK	838	425	-49.28	2,455	1,580	-35.64
NORWAY	1,671	450	-73.07	1,695	1,650	-2.65
SWEDEN	0	5,024	-	0	9,000	-
FINLAND	7,553	350	-95.37	12,778	1,554	-87.84
IRELAND	400	0	-100.00	1,805	0	-100.00
ITALY	115,232	9,947	-91.37	1,396,065	57,651	-95.87
SPAIN	1,317	3,394	157.71	2,516	9,745	287.32
PORTUGAL	15,975	34,005	112.86	247,150	508,860	105.89
GREECE	0	2,229	-	0	3,624	-
POLAND	0	1,133	-	0	2,104	-
MALTA	0	200	-	0	1,300	-
SLOVENIA	1,211	0	-100.00	1,822	0	-100.00
RUSSIA FEDERATION	150	0	-100.00	800	0	-100.00
-KENDARAAN BERMOTOR RODA	41,528,551	48,075,132	15.76	299,625,306	360,015,454	20.16
JAPAN	5,714,081	3,840,447	-32.79	49,447,086	35,989,512	-27.22
HONG KONG	0	99,902	-	0	879,098	-
KOREA, REPUBLIC OF	0	2,642	-	0	16,912	-
TAIWAN	395,064	440,896	11.60	2,724,887	3,191,026	17.11
CHINA	2,500	0	-100.00	11,772	0	-100.00
PAPUA NEW GUINEA	20,070	14,521	-27.65	158,377	40,691	-74.31
THAILAND	1,659,034	7,849,745	373.15	11,479,698	77,351,482	573.81
SINGAPORE	494,839	1,310,340	164.80	1,994,960	2,784,614	39.58
PHILIPPINES	6,594,196	7,169,815	8.73	47,753,971	43,580,082	-8.74
MALAYSIA	5,625,157	4,379,464	-22.15	38,868,783	35,318,131	-9.13
MYANMAR (FORM. BURMA)	171,300	128,475	-25.00	1,539,600	1,154,700	-25.00
CAMBODIA	0	1,581	-	0	12,107	-
BRUNEI DARUSSALAM	487,687	557,760	14.37	3,427,948	3,656,358	6.66
NEPAL	0	1,695	-	0	9,578	-
VIET NAM	26,652	255,499	858.65	307,847	2,614,786	749.38
INDIA	16,649	168	-98.99	156,948	3,030	-98.07

TABEL 5. PERKEMBANGAN EKSPOR INDONESIA MENURUT KOMODITI DAN NEGARA TUJUAN

JENIS BARANG	BERAT BERSIH (KG)		PERUB	NILAI FOB (US \$)		PERUB
	JAN-MEI 2009	JAN-MEI 2010	%	JAN-MEI 2009	JAN-MEI 2010	%
	(1)	(2)	(3)	(4)	(5)	(6)
PAKISTAN	241,200	396,646	64.45	1,498,700	3,470,025	131.54
BANGLADESH	85,470	148,460	73.70	555,194	892,744	60.80
SRI LANKA	20,605	33,285	61.54	105,053	169,701	61.54
SAUDI ARABIA	5,707,573	6,939,670	21.59	43,237,240	57,062,899	31.98
KUWAIT	277,496	290,132	4.55	2,776,577	2,315,338	-16.61
JORDAN	35,691	27,120	-24.01	219,485	160,705	-26.78
LEBANON	827,104	887,107	7.25	5,508,682	4,459,687	-19.04
YEMEN	291,950	458,720	57.12	1,509,808	2,911,716	92.85
OMAN	1,177,189	689,886	-41.40	11,141,870	5,626,372	-49.50
SYRIA ARAB REPUBLIC	314,817	129,576	-58.84	2,009,893	845,970	-57.91
UNITED ARAB EMIRATES	2,229,402	891,024	-60.03	23,196,752	7,208,764	-68.92
QATAR	338,940	90,142	-73.40	3,240,592	613,445	-81.07
BAHRAIN	176,068	115,787	-34.24	1,731,519	1,029,677	-40.53
EGYPT	1,475,339	597,102	-59.53	10,944,130	5,347,592	-51.14
MOROCCO	78,050	0	-100.00	495,455	0	-100.00
ALGERIA	124,739	31,729	-74.56	1,224,517	335,516	-72.60
SUDAN	0	58,578	-	0	640,989	-
MADAGASCAR	27,114	0	-100.00	149,778	0	-100.00
KENYA	31,269	16,946	-45.81	175,768	89,690	-48.97
MOZAMBIQUE	25,346	5,069	-80.00	129,435	26,805	-79.29
GHANA	12,574	5,875	-53.28	90,140	40,270	-55.33
LIBERIA	0	2,662	-	0	1,310	-
ANGOLA	289,906	283,702	-2.14	1,763,444	1,679,770	-4.74
CONGO	24,847	0	-100.00	40,281	0	-100.00
NIGERIA	144,718	112,672	-22.14	631,095	737,963	16.93
GABON	13,650	18,199	33.33	129,052	198,021	53.44
SENEGAL	0	594	-	0	5,988	-
SEYCHELLES	8,717	13,254	52.05	66,294	101,814	53.58
SOUTH AFRICA	2,971,291	3,970,191	33.62	13,150,261	24,582,389	86.93
ZIMBABWE	0	8,413	-	0	36,538	-
MALAWI	0	3,360	-	0	15,298	-
MAURITIUS	10,170	10,170	0.00	57,468	57,468	0.00
AUSTRALIA	180,772	202,106	11.80	963,581	1,386,215	43.86
NEW ZEALAND	32,900	32,900	0.00	227,460	236,060	3.78
SAINT VINCENT AND THE GREN/	10,679	3,345	-68.68	65,271	20,223	-69.02
VANUATU	10,269	14,923	45.32	67,808	98,657	45.49
FIJI	31,906	9,750	-69.44	166,844	62,058	-62.80
MARSHALL ISLANDS	1,340	1,175	-12.31	9,013	7,442	-17.43
SOLOMON ISLANDS	0	11,006	-	0	29,448	-
EAST TIMOR	1,167,974	1,081,790	-7.38	3,438,763	5,166,762	50.25
UNITED STATES	86,809	27,564	-68.25	597,242	130,628	-78.13
MEXICO	367,812	1,879,734	411.06	1,925,893	10,474,400	443.87
GUATEMALA	69,499	0	-100.00	399,262	0	-100.00
HONDURAS	63,736	0	-100.00	376,107	0	-100.00
NICARAGUA	45,624	16,448	-63.95	278,381	98,826	-64.50
PANAMA	221,481	174,868	-21.05	1,406,806	1,093,616	-22.26
SURINAME	0	5,030	-	0	24,000	-
CHILE	348,055	775,345	122.77	1,942,428	4,568,782	135.21
VENEZUELA	0	308,049	-	0	2,101,402	-
ARGENTINA	38,142	0	-100.00	358,197	0	-100.00
PARAGUAY	6,300	0	-100.00	62,480	0	-100.00
PERU	0	349,675	-	0	2,444,825	-
TRINIDAD AND TOBAGO	69,680	0	-100.00	495,240	0	-100.00
BAHAMAS	4,700	15,558	231.02	28,784	98,816	243.30
JAMAICA	44,050	30,338	-31.13	340,258	251,351	-26.13
PUERTO RICO	48,596	154,108	217.12	308,449	956,570	210.12
EL SALVADOR	12,121	36,425	200.51	75,301	219,449	191.43
COSTA RICA	0	1,260	-	0	14,579	-
HAITI	0	4,700	-	0	29,232	-
BARBADOS	56,811	60,095	5.78	391,218	421,402	7.72
ANTIGUA AND BARBUDA	0	9,895	-	0	66,486	-
ARUBA	13,980	5,875	-57.98	84,018	36,540	-56.51
BERMUDA	41,603	33,374	-19.78	285,688	223,556	-21.75
DOMINICA	39,950	3,525	-91.18	228,639	22,024	-90.37
FRENCH POLYNESIA	65,984	47,025	-28.73	304,590	190,542	-37.44
GRENADA	7,874	2,680	-65.96	56,046	19,764	-64.74
NETHERLANDS ANTILLES	5,360	13,988	160.97	32,700	94,834	190.01
SAINT LUCIA	16,080	20,449	27.17	117,240	143,168	22.12
TURKS AND CAICOS ISLANDS	0	8,040	-	0	59,292	-
SAINT KITTS AND NEVIS	5,360	6,534	21.90	39,080	47,336	21.13
UNITED KINGDOM	10,297	1,020	-90.09	20,930	2,180	-89.58
NETHERLANDS	8,252	6,492	-21.33	8,700	4,551	-47.69
GERMANY, FED. REP. OF	17,822	3,208	-82.00	33,920	3,932	-88.41
AUSTRIA	696	0	-100.00	6,565	0	-100.00
BELGIUM	186,610	367,952	97.18	750,044	1,594,307	112.56
GIBRALTAR	11,150	6,690	-40.00	75,000	45,600	-39.20
PORTUGAL	0	53,172	-	0	260,028	-
DEMOCRATIC REPUBLIC OF THE	9,813	0	-100.00	7,000	0	-100.00

TABEL 5. PERKEMBANGAN EKSPOR INDONESIA MENURUT KOMODITI DAN NEGARA TUJUAN

JENIS BARANG	BERAT BERSIH (KG)		PERUB	NILAI FOB (US \$)		PERUB
	JAN-MEI 2009	JAN-MEI 2010	%	JAN-MEI 2009	JAN-MEI 2010	%
(1)	(2)	(3)	(4)	(5)	(6)	(7)
-SUKU CADANG MESIN	20,905,357	34,916,467	67.02	325,682,713	333,351,311	2.35
JAPAN	5,802,971	6,683,098	15.17	23,961,105	22,557,944	-5.86
HONG KONG	58,850	277,708	371.89	1,229,054	10,588,645	761.53
KOREA, REPUBLIC OF	740,980	3,730,746	403.49	1,558,800	5,747,270	268.70
TAIWAN	12,603	9,746	-22.67	532,787	264,706	-50.32
CHINA	607,529	240,901	-60.35	10,025,098	5,198,710	-48.14
PAPUA NEW GUINEA	5,286	50,954	863.94	206,499	644,017	211.87
THAILAND	1,267,051	7,460,235	488.79	4,480,087	22,037,628	391.90
SINGAPORE	6,434,613	8,342,447	29.65	230,843,342	192,315,488	-16.69
PHILIPPINES	359,924	122,415	-65.99	6,285,253	1,699,012	-72.97
MALAYSIA	382,663	775,643	102.70	5,293,592	4,388,508	-17.10
MYANMAR (FORM. BURMA)	940	0	-100.00	13,884	0	-100.00
BRUNEI DARUSSALAM	13,386	14,026	4.78	114,622	238,278	107.88
LAO PEOPLE'S DEMOCRATIC RE	2,511	32,584	1,197.65	16,155	308,993	1,812.68
NEPAL	39	0	-100.00	2,245	0	-100.00
VIET NAM	1,104,664	27,385	-97.52	2,924,468	419,142	-85.67
INDIA	1,122,662	1,220,048	8.67	5,180,091	3,173,483	-38.74
PAKISTAN	3,876	2,030	-47.63	52,428	120,973	130.74
BANGLADESH	0	1,225	-	0	13,987	-
SRI LANKA	12	614	5,016.67	8,981	5,179	-42.33
IRAN (ISLAMIC REPUBLIC OF)	8,885	32,676	267.77	48,527	160,331	230.40
SAUDI ARABIA	117,166	862	-99.26	393,414	51,533	-86.90
ISRAEL	1,650	778	-52.85	48,861	110,268	125.68
KUWAIT	116	9	-92.24	36,649	2,594	-92.92
LEBANON	4,353	9	-99.79	37,401	87	-99.77
YEMEN	240	2	-99.17	49,000	155	-99.68
OMAN	942	180	-80.89	57,958	15,855	-72.64
SYRIA ARAB REPUBLIC	0	578	-	0	26,160	-
TURKEY	19,131	1,756	-90.82	119,625	8,410	-92.97
UNITED ARAB EMIRATES	768,435	858,676	11.74	2,833,596	5,042,310	77.95
QATAR	3,468	1,302	-62.46	15,471	285,004	1,742.18
EGYPT	1,152	521	-54.77	15,693	107,823	587.08
LIBYAN ARAB JAMAHIRIYA	150	7,818	5,112.00	16,461	50,184	204.87
TUNISIA	0	597	-	0	64,522	-
ALGERIA	145	1	-99.31	1,563	722	-53.81
SUDAN	0	191	-	0	3,671	-
TANZANIA, UNITED REPUBLIC OF	80	88	10.00	22,053	992	-95.50
SOMALIA	0	4,237	-	0	38,076	-
KENYA	10,367	0	-100.00	323,140	0	-100.00
ANGOLA	760	707	-6.97	74,917	6,231	-91.68
CONGO	5,969	0	-100.00	282,617	0	-100.00
CAMEROON	0	20	-	0	26	-
NIGERIA	30,075	10,374	-65.51	202,554	58,515	-71.11
GABON	0	43	-	0	1,906	-
SENEGAL	0	2,339	-	0	13,187	-
UGANDA	194	0	-100.00	12,619	0	-100.00
SOUTH AFRICA	68,340	77,917	14.01	625,999	316,328	-49.47
VIRGIN ISLANDS (BRITISH)	0	17,085	-	0	505,674	-
AUSTRALIA	411,295	234,382	-43.01	4,094,872	1,733,457	-57.67
NEW ZEALAND	2,072	3,127	50.92	148,628	154,162	3.72
NEW CALEDONIA	0	8	-	0	1,559	-
FIJI	0	73	-	0	1,455	-
EAST TIMOR	7,872	20,105	155.40	16,221	32,423	99.88
UNITED STATES	522,024	947,330	81.47	8,389,952	19,657,724	134.30
CANADA	171,809	99,834	-41.89	580,909	375,287	-35.40
MEXICO	7,907	43,757	453.40	476,303	926,175	94.45
PANAMA	933	286	-69.35	21,165	5,983	-71.73
CHILE	66	30,929	46,762.12	1,459	161,464	10,966.76
VENEZUELA	0	13	-	0	13,940	-
ARGENTINA	5,460	17,210	215.20	116,872	64,727	-44.62
BRAZIL	252,715	2,429,313	861.29	1,040,287	7,815,252	651.26
COLOMBIA	18	602	3,244.44	3,280	37,548	1,044.76
ECUADOR	0	1	-	0	405	-
PERU	20	4	-80.00	2,168	404	-81.37
TRINIDAD AND TOBAGO	6,854	0	-100.00	18,993	0	-100.00
DOMINICAN REPUBLIC	10	0	-100.00	1,058	0	-100.00
UNITED KINGDOM	248,728	495,759	99.32	9,743,154	14,152,982	45.26
NETHERLANDS	75,232	107,750	43.22	670,462	3,541,691	428.25
FRANCE	19,011	125,227	558.71	176,785	490,749	177.60
GERMANY, FED. REP. OF	44,074	45,347	2.89	731,105	942,584	28.93
AUSTRIA	130	332	155.38	7,270	15,377	111.51
BELGIUM	130,706	134,642	3.01	576,070	515,732	-10.47
SWITZERLAND	13	26	100.00	4,123	1,332	-67.69
DENMARK	152	129	-15.13	4,664	28,728	515.95
NORWAY	623	443	-28.89	83,569	56,794	-32.04
SWEDEN	49	94	91.84	15,544	324	-97.92
FINLAND	95	0	-100.00	37,404	0	-100.00

TABEL 5. PERKEMBANGAN EKSPOR INDONESIA MENURUT KOMODITI DAN NEGARA TUJUAN

JENIS BARANG	BERAT BERSIH (KG)		PERUB	NILAI FOB (US \$)		PERUB
	JAN-MEI 2009	JAN-MEI 2010	%	JAN-MEI 2009	JAN-MEI 2010	%
	(1)	(2)	(3)	(4)	(5)	(6)
IRELAND	5,940	11,407	92.04	95,502	261,451	173.76
ITALY	4,663	1,498	-67.87	371,672	5,384	-98.55
SPAIN	1,678	944	-43.74	25,708	16,436	-36.07
PORTUGAL	0	6,055	-	0	11,370	-
GREECE	3	0	-100.00	35	0	-100.00
HUNGARY	1,398	448	-67.95	18,675	3,848	-79.39
POLAND	0	520	-	0	50,895	-
ROMANIA	0	18,031	-	0	236,732	-
AZERBAIJAN	1,517	428	-71.79	76,822	57,410	-25.27
KAZAKHSTAN	6,930	1,957	-71.76	37,025	13,532	-63.45
UKRAINE	673	362	-46.21	16,183	7,066	-56.34
GEORGIA	0	476	-	0	1,888	-
SLOVAKIA	9,613	61,334	538.03	73,115	5,114,228	6,894.77
CZECH REPUBLIC	1,621	68	-95.81	25,622	17,939	-29.99
RUSSIA FEDERATION	1,275	65,645	5,048.63	33,428	232,347	595.07
-SUKU CADANG KENDARAAN	47,413,475	77,153,688	62.73	320,456,141	541,831,830	69.08
JAPAN	11,356,988	18,364,658	61.70	53,551,822	99,922,134	86.59
HONG KONG	46,219	40,979	-11.34	526,262	229,000	-56.49
KOREA, REPUBLIC OF	57,175	91,399	59.86	341,718	744,456	117.86
TAIWAN	862,695	1,349,770	56.46	8,343,022	14,231,932	70.58
CHINA	442,833	861,028	94.44	2,344,660	11,086,118	372.82
PAPUA NEW GUINEA	1,696	2,425	42.98	40,603	29,470	-27.42
THAILAND	7,592,979	11,953,167	57.42	72,529,063	119,928,478	65.35
SINGAPORE	4,789,692	8,832,811	84.41	29,894,694	55,714,051	86.37
PHILIPPINES	3,076,847	4,202,419	36.58	20,078,944	27,269,158	35.81
MALAYSIA	5,827,900	10,506,757	80.28	41,191,660	65,294,581	58.51
CAMBODIA	8,315	0	-100.00	48,414	0	-100.00
BRUNEI DARUSSALAM	310	8,452	2,626.45	4,945	78,883	1,495.21
VIET NAM	1,792,906	2,505,965	39.77	11,654,509	15,681,997	34.56
MALDIVES	34	491	1,344.12	144	1,884	1,208.33
INDIA	342,270	859,269	151.05	3,013,412	8,357,703	177.35
PAKISTAN	452,803	1,022,658	125.85	2,330,439	4,816,650	106.68
BANGLADESH	218,570	192,630	-11.87	479,252	324,226	-32.35
SRI LANKA	49,193	36,767	-25.26	158,545	132,985	-16.12
IRAN (ISLAMIC REPUBLIC OF)	0	527,716	-	0	1,667,370	-
SAUDI ARABIA	343,125	50,272	-85.35	750,455	512,197	-31.75
ISRAEL	65,925	24,343	-63.07	290,787	120,981	-58.40
KUWAIT	37,219	52,910	42.16	145,637	175,698	20.64
JORDAN	5,259	9,017	71.46	20,440	27,089	32.53
LEBANON	1,762	1,823	3.46	25,089	34,299	36.71
YEMEN	23,381	7,210	-69.16	81,219	64,459	-20.64
OMAN	104,415	40,406	-61.30	188,539	93,650	-50.33
SYRIA ARAB REPUBLIC	0	5,675	-	0	38,696	-
TURKEY	125,699	330,627	163.03	1,512,947	3,789,884	150.50
UNITED ARAB EMIRATES	316,732	611,523	93.07	746,672	1,215,786	62.83
QATAR	4,384	3,738	-14.74	64,848	37,723	-41.83
BAHRAIN	7,137	2,676	-62.51	26,663	5,305	-80.10
CYPRUS	14,418	12,974	-10.02	106,621	71,347	-33.08
EGYPT	327,986	449,608	37.08	1,332,310	1,863,513	39.87
LIBYAN ARAB JAMAHIRIYA	99	3,360	3,293.94	1,519	37,997	2,401.45
MOROCCO	15,125	32	-99.79	41,532	581	-98.60
TUNISIA	29,942	38,362	28.12	70,585	83,901	18.87
SUDAN	450	0	-100.00	230,058	0	-100.00
TANZANIA, UNITED REPUBLIC OF	0	8,596	-	0	18,596	-
KENYA	0	37,493	-	0	401,193	-
TOGO	0	69,087	-	0	167,380	-
GHANA	766	69	-90.99	16,223	621	-96.17
ANGOLA	0	492	-	0	4,769	-
CONGO	37	24	-35.14	288	352	22.22
CAMEROON	81	80	-1.23	877	942	7.41
NIGERIA	971	20,496	2,010.81	38,370	48,384	26.10
GABON	0	300	-	0	883	-
SENEGAL	0	2,159	-	0	21,791	-
SEYCHELLES	0	1,695	-	0	22,518	-
UGANDA	0	210	-	0	13,263	-
SOUTH AFRICA	192,205	616,685	220.85	1,697,464	5,065,339	198.41
VIRGIN ISLANDS (BRITISH)	14	0	-100.00	261	0	-100.00
AUSTRALIA	286,800	283,753	-1.06	2,396,105	2,801,340	16.91
NEW ZEALAND	10,452	6,936	-33.64	104,605	71,826	-31.34
SAINT VINCENT AND THE GREN/	96	373	288.54	1,375	5,727	316.51
VANUATU	95	386	306.32	1,568	4,704	200.00
FIJI	2,933	277	-90.56	16,940	2,017	-88.09
EAST TIMOR	350,169	497,983	42.21	665,025	828,759	24.62
UNITED STATES	2,565,343	3,033,615	18.25	20,121,295	26,176,792	30.09
CANADA	69,618	112,744	61.95	545,852	1,058,459	93.91
MEXICO	221,123	330,280	49.36	2,205,036	4,999,731	126.74
GUATEMALA	763	1,850	142.46	9,694	18,353	89.32

TABEL 5. PERKEMBANGAN EKSPOR INDONESIA MENURUT KOMODITI DAN NEGARA TUJUAN

JENIS BARANG	BERAT BERSIH (KG)		PERUB	NILAI FOB (US \$)		PERUB
	JAN-MEI 2009	JAN-MEI 2010	%	JAN-MEI 2009	JAN-MEI 2010	%
	(1)	(2)	(3)	(4)	(5)	(6)
HONDURAS	39,863	37,367	-6.26	168,859	87,657	-48.09
NICARAGUA	1,080	1,545	43.06	11,262	15,954	41.66
PANAMA	1,886	1,343	-28.79	20,861	13,987	-32.95
SURINAME	0	276	-	0	2,814	-
CHILE	9,238	9,112	-1.36	69,519	77,966	12.15
VENEZUELA	18,241	9,193	-49.60	93,026	50,656	-45.55
ARGENTINA	262,507	346,796	32.11	2,087,416	1,854,102	-11.18
BRAZIL	1,393,084	2,114,423	51.78	19,911,428	28,747,494	44.38
COLOMBIA	1,893	25,210	1,231.75	18,686	70,586	277.75
BOLIVIA	2,517	3,334	32.46	36,973	41,103	11.17
ECUADOR	0	8,770	-	0	50,440	-
PERU	15,294	45,788	199.39	50,106	121,830	143.14
GUYANA	95	0	-100.00	1,466	0	-100.00
TRINIDAD AND TOBAGO	2,972	1,825	-38.59	25,479	25,287	-0.75
BAHAMAS	0	23	-	0	234	-
JAMAICA	467	801	71.52	6,862	8,692	26.67
PUERTO RICO	16,600	13,655	-17.74	149,535	91,196	-39.01
DOMINICAN REPUBLIC	1,189	15,838	1,232.04	13,253	54,800	313.49
EL SALVADOR	208	0	-100.00	1,612	0	-100.00
COSTA RICA	2,107	2,669	26.67	20,455	24,732	20.91
BARBADOS	2,226	2,530	13.66	23,771	23,575	-0.82
ANTIGUA AND BARBUDA	171	397	132.16	2,550	3,642	42.82
ARUBA	294	319	8.50	2,080	2,050	-1.44
BERMUDA	156	764	389.74	1,852	5,695	207.51
CAYMAN ISLANDS	42	0	-100.00	494	0	-100.00
DOMINICA	756	469	-37.96	8,572	6,217	-27.47
FRENCH POLYNESIA	131	98	-25.19	741	1,668	125.10
GRENADA	333	471	41.44	3,440	4,009	16.54
NETHERLANDS ANTILLES	401	710	77.06	4,267	8,156	91.14
SAINT LUCIA	815	22	-97.30	10,119	530	-94.76
TURKS AND CAICOS ISLANDS	0	61	-	0	387	-
GUADELOUPE	0	724	-	0	5,287	-
SAINT KITTS AND NEVIS	14	0	-100.00	676	0	-100.00
UNITED KINGDOM	359,168	1,010,875	181.45	3,207,338	10,422,207	224.95
NETHERLANDS	684,897	1,142,762	66.85	3,100,904	4,589,444	48.00
FRANCE	16	583	3,543.75	466	4,153	791.20
GERMANY, FED. REP. OF	1,126,855	1,587,341	40.86	4,749,473	7,217,365	51.96
AUSTRIA	1,182	22,392	1,794.42	15,060	124,837	728.93
BELGIUM	47,406	94,296	98.91	355,713	522,801	46.97
SWITZERLAND	405	21,449	5,196.05	3,572	110,650	2,997.70
DENMARK	13,424	11,196	-16.60	66,366	51,098	-23.01
NORWAY	34,249	39,675	15.84	193,470	230,488	19.13
SWEDEN	160,524	760,088	373.50	895,211	4,250,869	374.85
FINLAND	41,040	194,489	373.90	223,240	1,033,925	363.15
IRELAND	0	51	-	0	4,974	-
ITALY	231,954	462,228	99.28	1,234,162	1,993,322	61.51
SPAIN	29,865	37,173	24.47	204,147	330,563	61.92
PORTUGAL	38,256	50,811	32.82	129,688	96,820	-25.34
GREECE	120,076	112,035	-6.70	585,210	534,982	-8.58
DEMOCRATIC REPUBLIC OF THE	0	141	-	0	1,474	-
HUNGARY	435,488	351,460	-19.30	1,716,374	1,113,650	-35.12
POLAND	197,764	195,546	-1.12	776,622	651,554	-16.10
ROMANIA	0	14,547	-	0	39,140	-
BULGARIA	18,907	50,855	168.97	44,810	141,907	216.69
ALBANIA	0	12,260	-	0	24,523	-
UKRAINE	0	42,103	-	0	291,431	-
LITHUANIA	11,430	28,018	145.13	43,300	114,642	164.76
SLOVAKIA	0	10,561	-	0	47,073	-
CZECH REPUBLIC	28,048	49,991	78.23	109,974	227,573	106.93
RUSSIA FEDERATION	13,992	176,729	1,163.07	66,674	841,698	1,162.41
-UBI KAYU OLAHAN	9,107,279	25,359,792	178.46	1,307,475	4,494,661	243.77
JAPAN	0	125,690	-	0	25,043	-
HONG KONG	168	1,106	558.33	1,115	5,484	391.84
KOREA, REPUBLIC OF	8,685,070	6,585,005	-24.18	1,068,264	1,185,301	10.96
TAIWAN	208,278	19,725	-90.53	48,588	6,904	-85.79
CHINA	0	18,470,106	-	0	3,040,576	-
SINGAPORE	3,457	6,630	91.78	13,521	69,832	416.47
PHILIPPINES	1,348	48,278	3,481.45	2,702	14,926	452.41
MALAYSIA	158,150	60,807	-61.55	38,786	33,540	-13.53
BRUNEI DARUSSALAM	5,930	16,587	179.71	17,949	44,787	149.52
MALDIVES	21	0	-100.00	48	0	-100.00
KUWAIT	1,305	0	-100.00	4,509	0	-100.00
AUSTRALIA	3,486	857	-75.42	8,809	2,402	-72.73
UNITED STATES	25,333	15,164	-40.14	71,451	42,725	-40.20
UNITED KINGDOM	11,994	9,837	-17.98	25,516	23,141	-9.31
NETHERLANDS	2,739	0	-100.00	6,217	0	-100.00

TABEL 5. PERKEMBANGAN EKSPOR INDONESIA MENURUT KOMODITI DAN NEGARA TUJUAN

JENIS BARANG	BERAT BERSIH (KG)		PERUB	NILAI FOB (US \$)		PERUB
	JAN-MEI 2009	JAN-MEI 2010	%	JAN-MEI 2009	JAN-MEI 2010	%
	(1)	(2)	(3)	(4)	(5)	(6)
-INDUSTRI LAINNYA	807,467,170	958,178,064	18.66	2,037,383,894	2,314,612,747	13.61
JAPAN	48,092,056	52,352,307	8.86	226,384,019	223,738,585	-1.17
HONG KONG	5,374,711	6,213,409	15.60	27,526,789	28,784,424	4.57
KOREA, REPUBLIC OF	113,591,763	45,186,773	-60.22	109,208,300	54,769,118	-49.85
TAIWAN	18,834,132	28,812,782	52.98	23,440,573	33,722,237	43.86
CHINA	30,702,751	78,474,885	155.60	46,686,202	81,893,259	75.41
MONGOLIA	10,684	296,892	2,678.85	87,318	4,788,123	5,383.55
MACAU	650,911	17,591	-97.30	121,946	13,684	-88.78
PAPUA NEW GUINEA	8,775,396	3,592,214	-59.06	7,502,224	5,375,330	-28.35
THAILAND	32,512,241	45,109,806	38.75	90,598,821	159,501,154	76.05
SINGAPORE	90,987,673	67,716,245	-25.58	436,756,900	291,841,122	-33.18
PHILIPPINES	23,497,914	32,661,907	39.00	40,321,154	61,615,437	52.81
MALAYSIA	60,984,984	83,399,650	36.75	97,164,507	145,220,272	49.46
MYANMAR (FORM. BURMA)	3,217,523	4,373,495	35.93	2,531,487	3,516,215	38.90
CAMBODIA	648,378	238,363	-63.24	1,554,877	1,219,922	-21.54
BRUNEI DARUSSALAM	1,166,174	1,578,381	35.35	1,684,626	880,678	-47.72
LAO PEOPLE'S DEMOCRATIC RE	54,535	801	-98.53	1,335,762	5,352	-99.60
NEPAL	122,011	330,074	170.53	255,300	1,327,526	419.99
VIET NAM	20,914,702	22,258,246	6.42	43,696,570	53,938,464	23.44
MALDIVES	1,166,203	2,539,648	117.77	1,050,571	2,361,812	124.81
INDIA	26,600,594	25,610,908	-3.72	42,276,128	48,753,916	15.32
PAKISTAN	13,928,154	12,925,411	-7.20	11,954,342	7,857,758	-34.27
BANGLADESH	6,755,633	8,664,605	28.26	8,366,888	9,811,997	17.27
SRI LANKA	2,446,956	4,212,992	72.17	5,347,582	8,434,085	57.72
AFGHANISTAN	157,417	331,170	110.38	93,547	67,124	-28.25
IRAQ	8,867,304	2,673,365	-69.85	19,493,902	8,801,423	-54.85
IRAN (ISLAMIC REPUBLIC OF)	491,118	1,194,537	143.23	2,417,994	1,955,907	-19.11
SAUDI ARABIA	9,855,334	11,319,621	14.86	18,083,954	19,235,264	6.37
ISRAEL	116,865	1,053,593	801.55	608,187	3,764,497	518.97
KUWAIT	2,041,449	618,954	-69.68	2,800,621	1,261,475	-54.96
JORDAN	798,984	2,046,801	156.18	1,622,370	4,619,060	184.71
LEBANON	483,995	563,302	16.39	1,148,488	900,401	-21.60
YEMEN	427,034	248,031	-41.92	1,141,363	602,146	-47.24
OMAN	145,979	222,593	52.48	735,363	900,508	22.46
SYRIA ARAB REPUBLIC	528,596	324,960	-38.52	1,044,376	573,758	-45.06
TURKEY	2,568,679	4,651,814	81.10	4,640,881	8,778,778	89.16
UNITED ARAB EMIRATES	10,264,594	7,261,565	-29.26	28,667,272	14,069,897	-50.92
QATAR	1,779,931	1,557,566	-12.49	1,501,741	1,237,231	-17.61
BAHRAIN	677,380	765,738	13.04	347,404	501,374	44.32
CYPRUS	81,237	102,404	26.06	233,310	220,123	-5.65
EGYPT	2,567,754	2,468,778	-3.85	7,985,629	7,102,030	-11.06
LIBYAN ARAB JAMAHIRIYA	481,854	451,802	-6.24	1,447,259	1,398,250	-3.39
MOROCCO	1,043,947	862,019	-17.43	3,865,023	3,978,485	2.94
TUNISIA	1,282,879	1,437,861	12.08	3,914,870	4,209,200	7.52
ALGERIA	4,239,090	2,598,250	-38.71	9,019,105	9,590,804	6.34
SUDAN	344,170	696,181	102.28	1,358,077	2,567,308	89.04
ERITREA	0	117,175	-	0	158,656	-
NAMIBIA	5,263	72,336	1,274.43	4,097	24,912	508.05
ETHIOPIA	137,498	242,758	76.55	512,750	92,098	-82.04
TANZANIA, UNITED REPUBLIC OF	347,907	349,354	0.42	1,553,638	1,244,209	-19.92
MADAGASCAR	129,276	619,904	379.52	236,766	345,792	46.05
KENYA	714,943	1,182,530	65.40	3,346,880	4,096,659	22.40
REUNION	455,362	169,880	-62.69	361,513	256,712	-28.99
MOZAMBIQUE	434,670	356,611	-17.96	343,070	493,198	43.76
BOTSWANA	20,098	0	-100.00	83,650	0	-100.00
EQUATORIAL GUINEA	51,415	6,118	-88.10	107,350	8,313	-92.26
TOGO	69,792	218,433	212.98	151,768	384,197	153.15
GHANA	2,963,951	5,292,895	78.58	6,737,894	8,260,382	22.60
LIBERIA	14,271	198,495	1,290.90	103,530	279,019	169.51
GUINEA	171,375	525,242	206.49	442,587	747,488	68.89
ANGOLA	1,361,231	1,809,845	32.96	4,848,530	13,337,166	175.08
CONGO	59,276	88,681	49.61	50,392	175,514	248.30
CAMEROON	284,519	90,881	-68.06	1,104,602	223,594	-79.76
NIGERIA	4,242,420	5,472,870	29.00	7,732,175	10,805,052	39.74
SIERRA LEONE	55,123	12,827	-76.73	140,071	72,679	-48.11
GABON	32,577	22,093	-32.18	62,280	87,976	41.26
COTE D'IVOIRE	2,078,796	1,243,277	-40.19	1,340,272	3,405,445	154.09
SENEGAL	152,796	135,221	-11.50	572,021	586,170	2.47
MAURITANIA	214,303	46,875	-78.13	906,719	266,949	-70.56
MALI	8,575	1,360	-84.14	36,107	11,262	-68.81
BENIN	177,705	790,837	345.03	392,601	905,364	130.61
BURKINA FASO	13,056	74,880	473.53	106,876	506,496	373.91
GUINEA BISSAU	0	1,963	-	0	9,766	-
GAMBIA	8,562	59,875	599.31	10,268	133,577	1,200.91
SEYCHELLES	53,928	214,792	298.29	56,258	335,222	495.87
UGANDA	53,394	155,349	190.95	249,801	464,732	86.04
CENTRAL AFRICAN REPUBLIC	72,000	73,206	1.68	32,400	365,910	1,029.35
NIGER	6,238	0	-100.00	48,737	0	-100.00

TABEL 5. PERKEMBANGAN EKSPOR INDONESIA MENURUT KOMODITI DAN NEGARA TUJUAN

JENIS BARANG	BERAT BERSIH (KG)		PERUB	NILAI FOB (US \$)		PERUB
	JAN-MEI 2009	JAN-MEI 2010	%	JAN-MEI 2009	JAN-MEI 2010	%
	(1)	(2)	(3)	(4)	(5)	(6)
DJIBOUTI	132,612	79,053	-40.39	231,925	283,621	22.29
SAO TOME AND PRINCIPE	704	4,941	601.85	250	7,480	2,892.00
SWAZILAND	38,917	48,212	23.88	207,171	330,335	59.45
SOUTH AFRICA	2,865,088	3,539,799	23.55	5,130,914	11,307,261	120.38
ZAMBIA	12,336	13,124	6.39	109,468	274,451	150.71
COMOROS	7,000	44,765	539.50	247,750	210,314	-15.11
BURUNDI	39,957	23,106	-42.17	205,726	112,626	-45.25
MAURITIUS	123,580	306,270	147.83	268,206	575,183	114.46
RWANDA	0	53,534	-	0	234,848	-
VIRGIN ISLANDS (BRITISH)	111,550	1,129	-98.99	10,204	5,297	-48.09
AUSTRALIA	20,715,472	23,010,085	11.08	69,284,930	64,052,570	-7.55
NEW ZEALAND	2,523,758	3,064,351	21.42	5,200,065	3,864,605	-25.68
GUAM	6,789	13,138	93.52	9,757	40,431	314.38
PALAU	147	584	297.28	2,926	1,649	-43.64
NAURU	0	21,090	-	0	21,531	-
NEW CALEDONIA	348,883	216,423	-37.97	251,267	344,014	36.91
NORTHERN MARIANA ISLANDS	2,042	3,167	55.09	5,259	5,325	1.25
VANUATU	148,934	33,410	-77.57	516,679	39,785	-92.30
WALLIS AND FUTUNA ISLANDS	1,801	8,158	352.97	3,371	20,963	521.86
AMERICAN SAMOA	1	76	7,500.00	4	240	5,900.00
COOK ISLANDS	7,030	6,077	-13.56	14,732	15,947	8.25
FIJI	281,651	50,346	-82.12	343,959	183,365	-46.69
KIRIBATI	211	197	-6.64	5,452	407	-92.53
SAMOA	18,960	3,631	-80.85	21,900	14,346	-34.49
SOLOMON ISLANDS	9,483	67,420	610.96	23,591	188,970	701.03
TONGA	46,388	116,094	150.27	153,351	190,744	24.38
TUVALU	1,588	370	-76.70	4,362	590	-86.47
EAST TIMOR	6,111,481	7,955,074	30.17	7,866,454	10,073,571	28.06
UNITED STATES	42,265,704	30,882,599	-26.93	226,658,459	261,008,989	15.16
CANADA	1,622,578	4,113,789	153.53	9,465,320	15,595,622	64.77
MEXICO	473,132	495,447	4.72	3,038,316	3,638,838	19.76
GUATEMALA	55,001	37,297	-32.19	158,619	262,039	65.20
HONDURAS	44,004	53,405	21.36	141,080	182,602	29.43
NICARAGUA	351	63,947	18,118.52	713	15,720	2,104.77
PANAMA	2,048,452	200,844	-90.20	2,472,371	1,292,301	-47.73
CUBA	0	229	-	0	12,491	-
SURINAME	40,750	30,941	-24.07	144,927	169,555	16.99
CHILE	963,380	1,646,320	70.89	4,136,972	6,791,089	64.16
VENEZUELA	1,069,826	1,778,834	66.27	602,902	1,084,589	79.89
ARGENTINA	400,488	1,755,273	338.28	2,520,420	10,834,496	329.87
BRAZIL	1,061,053	2,187,425	106.16	7,968,926	10,003,338	25.53
COLOMBIA	161,640	785,917	386.21	336,862	2,678,779	695.22
BOLIVIA	29,481	29,632	0.51	140,630	121,661	-13.49
URUGUAY	7,542	97,508	1,192.87	36,140	253,980	602.77
PARAGUAY	38,696	31,714	-18.04	183,670	147,378	-19.76
ECUADOR	576,389	352,476	-38.85	1,468,212	1,140,543	-22.32
PERU	899,824	2,765,510	207.34	2,558,713	8,605,342	236.32
GUYANA	33,192	71,118	114.26	75,632	103,477	36.82
TRINIDAD AND TOBAGO	97,474	88,531	-9.17	335,419	364,868	8.78
BAHAMAS	12	32,722	272,583.33	11	97,910	889,990.91
JAMAICA	8,252	6,252	-24.24	8,073	6,011	-25.54
PUERTO RICO	45,127	72,108	59.79	44,682	88,643	98.39
BELIZE	27	2,420	8,862.96	157	3,205	1,941.40
DOMINICAN REPUBLIC	201,557	136,442	-32.31	431,192	541,255	25.53
EL SALVADOR	80,003	118,162	47.70	312,001	245,301	-21.38
COSTA RICA	378,780	344,392	-9.08	666,377	515,064	-22.71
HAITI	33,224	6,057	-81.77	45,140	40,378	-10.55
BARBADOS	75,582	0	-100.00	29,496	0	-100.00
ANTIGUA AND BARBUDA	58	572	886.21	1,919	13,317	593.96
ANGUILLA	3,714	6,892	85.57	12,092	27,440	126.93
ARUBA	2,305	2,822	22.43	6,833	2,846	-58.35
BERMUDA	1,829	2,199	20.23	5,818	10,408	78.89
CAPE VERDE	27,342	15,093	-44.80	33,782	30,501	-9.71
CAYMAN ISLANDS	36	2,025	5,525.00	1,909	4,971	160.40
DOMINICA	30,845	863	-97.20	116,312	1,502	-98.71
FRENCH GUIANA	8,302	23,475	182.76	20,237	15,921	-21.33
FRENCH POLYNESIA	577,907	289,168	-49.96	273,738	428,734	56.62
GREENLAND	0	3,190	-	0	41,882	-
MARTINIQUE	22,643	28,696	26.73	34,734	57,540	65.66
NETHERLANDS ANTILLES	44,902	450,249	902.74	33,058	3,474,602	10,410.62
SAINT LUCIA	1,567	763	-51.31	14,129	14,215	0.61
TURKS AND CAICOS ISLANDS	0	200	-	0	89	-
GUADELOUPE	59,756	55,979	-6.32	53,898	102,159	89.54
SAINT KITTS AND NEVIS	940	25,209	2,581.81	18,763	72,834	288.18
UNITED KINGDOM	2,342,898	3,425,043	46.19	16,784,868	39,277,709	134.01
NETHERLANDS	91,722,043	52,286,185	-42.99	125,001,845	69,271,068	-44.58
FRANCE	5,586,436	8,531,663	52.72	15,397,732	22,128,608	43.71
GERMANY, FED. REP. OF	9,174,094	23,810,025	159.54	41,404,207	129,111,619	211.83

TABEL 5. PERKEMBANGAN EKSPOR INDONESIA MENURUT KOMODITI DAN NEGARA TUJUAN

JENIS BARANG	BERAT BERSIH (KG)		PERUB	NILAI FOB (US \$)		PERUB
	JAN-MEI 2009	JAN-MEI 2010	%	JAN-MEI 2009	JAN-MEI 2010	%
	(1)	(2)	(3)	(4)	(5)	(6)
AUSTRIA	316,233	164,258	-48.06	3,740,377	1,953,262	-47.78
BELGIUM	6,751,804	19,684,558	191.55	29,332,867	68,035,948	131.94
SWITZERLAND	143,990	190,778	32.49	971,928	1,295,833	33.33
LUXEMBOURG	89	453,136	509,041.57	27,316	1,046,608	3,731.48
MONACO	0	14,524	-	0	20,850	-
DENMARK	988,342	929,562	-5.95	5,481,459	5,207,219	-5.00
NORWAY	8,445,184	15,599,322	84.71	2,757,312	5,179,340	87.84
SWEDEN	483,817	661,270	36.68	3,289,751	4,069,698	23.71
FINLAND	855,357	1,159,196	35.52	9,364,689	12,490,196	33.38
IRELAND	13,611	12,134	-10.85	218,601	313,910	43.60
ITALY	8,596,274	110,938,711	1,190.54	23,776,354	104,696,142	340.34
SPAIN	1,921,239	29,469,791	1,433.90	4,062,908	26,146,981	543.55
PORTUGAL	1,369,449	693,475	-49.36	8,477,052	3,508,103	-58.62
ICELAND	0	3,303	-	0	13,449	-
GREECE	2,198,531	1,564,545	-28.84	5,451,558	2,682,895	-50.79
DEMOCRATIC REPUBLIC OF THE	98,429	127,093	29.12	135,220	467,370	245.64
HUNGARY	141,238	205,216	45.30	643,273	1,063,149	65.27
POLAND	1,207,453	2,900,457	140.21	4,435,408	5,902,326	33.07
ROMANIA	49,995	5,064,811	10,030.64	334,139	4,399,339	1,216.62
BULGARIA	210,394	42,453	-79.82	801,076	196,086	-75.52
YUGOSLAVIA	38,111	5,189	-86.38	139,716	24,415	-82.53
ALBANIA	29,524	1,250	-95.77	104,561	1,133	-98.92
AZERBAIJAN	103	51,722	50,115.53	20,612	184,875	796.93
BELARUS	3,532	4,650	31.65	55,756	79,990	43.46
KAZAKHSTAN	1,229,623	102,526	-91.66	4,023,630	422,920	-89.49
KYRGYZSTAN	12,917	72,259	459.41	69,404	324,706	367.85
TAJIKISTAN	101,826	81,353	-20.11	320,904	255,442	-20.40
UKRAINE	162,956	134,584	-17.41	654,913	574,807	-12.23
UZBEKISTAN	0	85,765	-	0	324,375	-
LITHUANIA	61,678	45,855	-25.65	117,465	152,227	29.59
LATVIA	15,789	79,301	402.25	319,015	416,610	30.59
ESTONIA	147,338	231,957	57.43	51,326	97,231	89.44
GEORGIA	52,279	19,125	-63.42	13,681	31,344	129.11
CROATIA	134,017	71,465	-46.67	437,030	181,887	-58.38
BOSNIA AND HERZEGOVINA	4,197	500	-88.09	49,032	2,150	-95.62
MALTA	60,139	14,301	-76.22	140,716	65,441	-53.49
SLOVAKIA	55,545	12,931	-76.72	2,095,486	780,987	-62.73
SLOVENIA	74,108	130,396	75.95	133,758	200,544	49.93
CZECH REPUBLIC	59,080	126,416	113.97	271,463	646,465	138.14
REP. OF MACEDONIA	9,059	4,600	-49.22	31,186	18,345	-41.18
RUSSIA FEDERATION	876,430	1,527,227	74.26	2,016,748	5,014,229	148.63
BIJI TEMBAGA	912,434,258	1,146,383,105	25.64	1,565,947,089	2,728,984,040	74.27
JAPAN	370,964,116	456,325,807	23.01	616,600,726	1,079,757,478	75.11
KOREA, REPUBLIC OF	142,734,466	179,673,768	25.88	221,014,130	428,336,156	93.80
TAIWAN	0	92,600	-	0	14,539	-
CHINA	37,212,497	40,746,432	9.50	61,481,592	93,488,905	52.06
SINGAPORE	10,720,986	177,075	-98.35	12,290,993	11,316	-99.91
PHILIPPINES	71,999,998	55,956,431	-22.28	120,266,392	124,204,731	3.27
INDIA	117,999,998	199,327,842	68.92	237,938,972	481,415,088	102.33
GERMANY, FED. REP. OF	2,200	43,956,850	1,997,938.64	80	100,329,819	125,412,173.75
SPAIN	160,799,997	170,126,300	5.80	296,354,204	421,426,008	42.20
BIJI NIKEL	2,727,590,878	6,493,481,969	138.07	72,089,357	194,792,145	170.21
JAPAN	522,866,900	714,272,300	36.61	22,820,160	46,773,675	104.97
HONG KONG	159,483,000	0	-100.00	2,446,971	0	-100.00
CHINA	1,743,023,575	5,059,908,669	190.29	34,894,395	115,511,194	231.03
SINGAPORE	3	0	-100.00	6	0	-100.00
AUSTRALIA	0	375,350,000	-	0	8,362,535	-
UNITED KINGDOM	138,226,000	0	-100.00	6,123,985	0	-100.00
GREECE	82,721,400	70,910,000	-14.28	2,459,412	4,749,408	93.11
UKRAINE	81,270,000	273,041,000	235.97	3,344,428	19,395,333	479.93
BAUKSIT	4,504,050,133	10,282,558,900	128.30	70,132,468	172,446,119	145.89
JAPAN	49,000,000	42,489,800	-13.29	900,185	1,018,481	13.14
HONG KONG	0	44,170,000	-	0	560,206	-
TAIWAN	33,000,000	0	-100.00	430,501	0	-100.00
CHINA	4,352,550,133	10,162,356,020	133.48	68,106,782	170,414,601	150.22
SINGAPORE	69,500,000	0	-100.00	695,000	0	-100.00
SWITZERLAND	0	33,543,080	-	0	452,831	-
BIJI TIMAH/TIN	2,543	0	-100.00	59,793	0	-100.00
HONG KONG	700	0	-100.00	170	0	-100.00
SINGAPORE	2	0	-100.00	48	0	-100.00
SWEDEN	1,841	0	-100.00	59,575	0	-100.00
BATU BARA	70,153,468,913	129,528,331,410	84.64	4,430,494,007	7,552,050,791	70.46
JAPAN	8,927,383,897	14,836,858,368	66.19	664,017,853	1,072,772,517	61.56

TABEL 5. PERKEMBANGAN EKSPOR INDONESIA MENURUT KOMODITI DAN NEGARA TUJUAN

JENIS BARANG	BERAT BERSIH (KG)		PERUB	NILAI FOB (US \$)		PERUB
	JAN-MEI 2009	JAN-MEI 2010	%	JAN-MEI 2009	JAN-MEI 2010	%
	(1)	(2)	(3)	(4)	(5)	(6)
HONG KONG	3,847,137,747	3,998,745,652	3.94	247,406,896	255,939,790	3.45
KOREA, DEMOCRATIC PEOPLE'S	0	132,831,845	-	0	8,049,670	-
KOREA, REPUBLIC OF	9,630,143,867	19,120,615,484	98.55	556,918,754	1,076,532,533	93.30
TAIWAN	7,763,988,237	10,968,832,778	41.28	662,169,961	720,155,032	8.76
CHINA	5,591,933,431	32,509,728,994	481.37	317,565,400	1,785,480,999	462.24
THAILAND	3,403,825,032	5,417,312,900	59.15	165,771,089	270,957,794	63.45
SINGAPORE	89,336,761	127,022,158	42.18	3,680,682	5,140,940	39.67
PHILIPPINES	2,297,441,657	5,027,355,488	118.82	160,338,083	349,564,251	118.02
MALAYSIA	3,088,301,139	6,538,601,938	111.72	187,816,440	426,764,809	127.22
CAMBODIA	7,503,000	55,370,000	637.97	420,168	2,851,553	578.67
VIET NAM	191,989,000	329,700,503	71.73	11,900,117	23,531,734	97.74
INDIA	16,372,610,432	22,598,214,913	38.02	887,113,213	1,047,278,780	18.05
PAKISTAN	785,113,169	886,028,986	12.85	55,833,034	63,876,508	14.41
SRI LANKA	20,572,169	37,255,333	81.10	1,203,472	2,004,168	66.53
UNITED ARAB EMIRATES	129,365,972	0	-100.00	7,878,815	0	-100.00
AUSTRALIA	7	61	771.43	14	3	-78.57
NEW ZEALAND	340,271,000	202,025,000	-40.63	17,205,334	9,709,669	-43.57
AMERICAN SAMOA	0	5,233,063	-	0	191,007	-
UNITED STATES	908,830,392	1,624,372,343	78.73	52,873,010	75,320,668	42.46
MEXICO	63,123,000	0	-100.00	5,207,648	0	-100.00
CHILE	362,946,000	360,652,000	-0.63	36,123,203	23,795,683	-34.13
CAYMAN ISLANDS	0	72,780,000	-	0	5,661,556	-
UNITED KINGDOM	710,051,000	0	-100.00	49,930,014	0	-100.00
NETHERLANDS	1,367,957,004	902,168,000	-34.05	83,315,665	63,968,854	-23.22
FRANCE	2,000	0	-100.00	120	0	-100.00
GERMANY, FED. REP. OF	1,000	1,400	40.00	60	72	20.00
SWITZERLAND	129,103,000	116,435,203	-9.81	7,268,283	7,506,168	3.27
ITALY	1,787,349,000	2,319,455,000	29.77	114,013,618	187,482,912	64.44
SPAIN	1,953,271,000	798,449,000	-59.12	115,854,136	38,907,113	-66.42
GREECE	31,501,000	34,998,000	11.10	1,197,038	1,732,401	44.72
POLAND	0	227,502,000	-	0	12,186,803	-
CROATIA	135,566,000	141,196,000	4.15	4,948,836	7,383,503	49.20
SLOVENIA	216,852,000	100,086,000	-53.85	12,523,051	5,064,352	-59.56
REP. OF MACEDONIA	0	38,503,000	-	0	2,238,949	-
GRANIT	1,216,748,552	608,229,030	-50.01	11,617,111	4,568,927	-60.67
JAPAN	212,331	213,306	0.46	29,835	47,921	60.62
KOREA, REPUBLIC OF	0	22,280	-	0	12,856	-
SINGAPORE	1,216,293,962	607,489,000	-50.05	11,440,224	4,266,214	-62.71
MALAYSIA	48,020	149,364	211.05	6,550	19,502	197.74
QATAR	0	9,858	-	0	2,528	-
AUSTRALIA	46,543	17,494	-62.41	16,022	9,074	-43.37
UNITED STATES	105,117	151,261	43.90	92,860	107,870	16.16
CANADA	0	65,710	-	0	32,028	-
FRANCE	33,291	110,757	232.69	18,766	70,934	277.99
SPAIN	3,142	0	-100.00	6,889	0	-100.00
POLAND	4,336	0	-100.00	3,125	0	-100.00
SLOVENIA	1,810	0	-100.00	2,840	0	-100.00
PASIR ALAM	33,430	1,004	-97.00	9,152	238	-97.40
JAPAN	1	1,000	99,900.00	1	234	23,300.00
PHILIPPINES	22,000	0	-100.00	2,442	0	-100.00
MALAYSIA	0	4	-	0	4	-
SRI LANKA	10,000	0	-100.00	6,655	0	-100.00
DENMARK	400	0	-100.00	4	0	-100.00
ITALY	685	0	-100.00	10	0	-100.00
RUSSIA FEDERATION	344	0	-100.00	40	0	-100.00
HASIL TAMBANG LAIN	2,574,040,591	4,962,513,373	92.79	67,733,404	128,190,964	89.26
JAPAN	11,261,703	12,942,364	14.92	1,267,335	1,771,417	39.77
HONG KONG	700,000	135,312,132	19,230.30	143,683	2,241,104	1,459.76
KOREA, REPUBLIC OF	12,394,043	7,297,065	-41.12	1,169,599	818,310	-30.03
TAIWAN	10,273,710	11,439,609	11.35	1,288,274	1,546,985	20.08
CHINA	1,653,815,123	4,003,457,797	142.07	50,213,882	109,397,288	117.86
PAPUA NEW GUINEA	30,000	0	-100.00	20,710	0	-100.00
THAILAND	1,427,942	54,273,765	3,700.84	143,971	1,130,873	685.49
SINGAPORE	668,318,542	541,542,246	-18.97	6,672,271	4,118,994	-38.27
PHILIPPINES	6,400,527	490,309	-92.34	312,864	70,068	-77.60
MALAYSIA	13,958,773	32,623,675	133.71	852,318	1,487,491	74.52
MYANMAR (FORM. BURMA)	42,000	22,000	-47.62	5,230	1,660	-68.26
CAMBODIA	658,600	1,088,419	65.26	43,070	82,498	91.54
VIET NAM	3,342,174	3,333,892	-0.25	514,288	290,765	-43.46
MALDIVES	206,269	2,700	-98.69	86,455	4,000	-95.37
INDIA	14,518,413	16,574,839	14.16	562,168	745,238	32.56
PAKISTAN	0	60,000	-	0	6,375	-
BANGLADESH	4,000,598	16,991,409	324.72	287,466	437,228	52.10
SRI LANKA	74,750	0	-100.00	7,920	0	-100.00
IRAN (ISLAMIC REPUBLIC OF)	300,000	0	-100.00	54,600	0	-100.00

TABEL 5. PERKEMBANGAN EKSPOR INDONESIA MENURUT KOMODITI DAN NEGARA TUJUAN

JENIS BARANG	BERAT BERSIH (KG)		PERUB	NILAI FOB (US \$)		PERUB
	JAN-MEI 2009	JAN-MEI 2010	%	JAN-MEI 2009	JAN-MEI 2010	%
	(1)	(2)	(3)	(4)	(5)	(6)
SAUDI ARABIA	256,000	131,998	-48.44	37,380	24,744	-33.80
ISRAEL	0	10,000	-	0	2,000	-
KUWAIT	20,000	0	-100.00	5,500	0	-100.00
LEBANON	4	0	-100.00	71	0	-100.00
TURKEY	52,400	26,400	-49.62	4,682	2,112	-54.89
UNITED ARAB EMIRATES	164,697,744	109,546,744	-33.49	2,536,011	1,849,313	-27.08
QATAR	0	64,681	-	0	9,243	-
BAHRAIN	0	37,998	-	0	12,566	-
CYPRUS	11,552	45,000	289.54	3,114	3,600	15.61
SUDAN	0	5,000	-	0	1,000	-
REUNION	585	0	-100.00	333	0	-100.00
ANGOLA	14,332	0	-100.00	7,767	0	-100.00
NIGERIA	165	0	-100.00	308	0	-100.00
GAMBIA	0	3,138	-	0	464	-
SOUTH AFRICA	160,299	44,035	-72.53	12,683	10,156	-19.92
MAURITIUS	20,000	0	-100.00	4,000	0	-100.00
AUSTRALIA	5,736,700	6,646,778	15.86	764,745	802,826	4.98
NEW ZEALAND	2,531	0	-100.00	1,249	0	-100.00
NEW CALEDONIA	6,467	133	-97.94	3,356	447	-86.68
COOK ISLANDS	15,975	0	-100.00	8,623	0	-100.00
FIJI	1,200	0	-100.00	675	0	-100.00
EAST TIMOR	249,600	3,547,231	1,321.17	148,093	451,817	205.09
UNITED STATES	342,045	663,949	94.11	227,756	171,418	-24.74
CANADA	8,880	0	-100.00	3,799	0	-100.00
BRAZIL	55,892	35,548	-36.40	20,434	19,598	-4.09
COSTA RICA	0	7,578	-	0	4,615	-
ANGUILLA	506	0	-100.00	2,067	0	-100.00
FRENCH POLYNESIA	0	5,490	-	0	14,408	-
NETHERLANDS ANTILLES	168	0	-100.00	201	0	-100.00
UNITED KINGDOM	97,087	108,028	11.27	23,362	25,242	8.05
NETHERLANDS	41,723	335,939	705.17	46,520	65,211	40.18
FRANCE	155,876	97,531	-37.43	82,183	16,822	-79.53
GERMANY, FED. REP. OF	282,587	113,708	-59.76	56,246	56,710	0.82
AUSTRIA	51	0	-100.00	126	0	-100.00
BELGIUM	27,476	75,901	176.24	31,294	25,777	-17.63
SWITZERLAND	25	153,000	611,900.00	24,158	6,759	-72.02
DENMARK	5,600	0	-100.00	56	0	-100.00
NORWAY	19,938	0	-100.00	12,540	0	-100.00
SWEDEN	0	19,059	-	0	268	-
FINLAND	1	209,000	20,899,900.00	4	16,720	417,900.00
ITALY	42	81,324	193,528.57	150	18,091	11,960.67
SPAIN	30,518	136,305	346.64	13,743	26,561	93.27
PORTUGAL	0	2,850,000	-	0	376,200	-
GREECE	0	48,000	-	0	11,831	-
POLAND	2,827	0	-100.00	3,489	0	-100.00
SLOVENIA	284	11,656	4,004.23	542	14,151	2,510.89
RUSSIA FEDERATION	344	0	-100.00	40	0	-100.00
BARANG-BARANG SENI	978,797	848,961	-13.26	4,326,630	3,540,774	-18.16
JAPAN	85,174	23,399	-72.53	190,448	72,386	-61.99
HONG KONG	3,566	2,062	-42.18	56,742	30,398	-46.43
KOREA, REPUBLIC OF	6,242	4,271	-31.58	74,625	8,492	-88.62
TAIWAN	9,383	3,667	-60.92	319,508	15,390	-95.18
CHINA	805	58,232	7,133.79	17,304	81,456	370.74
MACAU	891	0	-100.00	185	0	-100.00
PAPUA NEW GUINEA	157	0	-100.00	142	0	-100.00
THAILAND	4,829	618	-87.20	3,829	2,353	-38.55
SINGAPORE	40,683	78,479	92.90	1,227,722	828,387	-32.53
PHILIPPINES	997	2,661	166.90	1,557	2,647	70.01
MALAYSIA	57,420	37,466	-34.75	79,227	59,910	-24.38
MYANMAR (FORM. BURMA)	0	250	-	0	96	-
BRUNEI DARUSSALAM	15,563	0	-100.00	7,074	0	-100.00
VIET NAM	0	30	-	0	390	-
MALDIVES	157	114	-27.39	3,004	512	-82.96
INDIA	1,853	2,219	19.75	6,040	12,157	101.27
PAKISTAN	80	0	-100.00	70	0	-100.00
SRI LANKA	588	0	-100.00	138	0	-100.00
IRAN (ISLAMIC REPUBLIC OF)	3,895	5,037	29.32	21,490	17,394	-19.06
SAUDI ARABIA	4,249	280	-93.41	10,743	365	-96.60
ISRAEL	226	215	-4.87	867	1,300	49.94
KUWAIT	367	96	-73.84	850	198	-76.71
JORDAN	0	409	-	0	32	-
LEBANON	1,866	504	-72.99	10,153	1,061	-89.55
OMAN	77	0	-100.00	510	0	-100.00
TURKEY	34,777	67,891	95.22	72,628	101,885	40.28
UNITED ARAB EMIRATES	1,307	2,811	115.07	10,335	9,754	-5.62
QATAR	0	202	-	0	510	-
BAHRAIN	60	1,067	1,678.33	128	16,098	12,476.56

TABEL 5. PERKEMBANGAN EKSPOR INDONESIA MENURUT KOMODITI DAN NEGARA TUJUAN

JENIS BARANG	BERAT BERSIH (KG)		PERUB	NILAI FOB (US \$)		PERUB
	JAN-MEI 2009	JAN-MEI 2010	%	JAN-MEI 2009	JAN-MEI 2010	%
	(1)	(2)	(3)	(4)	(5)	(6)
CYPRUS	0	456	-	0	1,205	-
EGYPT	1,447	0	-100.00	23,181	0	-100.00
MOROCCO	780	0	-100.00	975	0	-100.00
TUNISIA	502	645	28.49	6,117	1,908	-68.81
TANZANIA, UNITED REPUBLIC OF	0	77	-	0	666	-
MADAGASCAR	565	362	-35.93	1,158	2,036	75.82
KENYA	44	0	-100.00	84	0	-100.00
REUNION	8,196	2,513	-69.34	13,918	8,903	-36.03
MOZAMBIQUE	3,795	327	-91.38	9,635	588	-93.90
ANGOLA	1,967	237	-87.95	1,899	258	-86.41
CONGO	643	0	-100.00	4,182	0	-100.00
NIGERIA	3	0	-100.00	18	0	-100.00
GABON	560	587	4.82	1,149	1,403	22.11
COTE D'IVOIRE	20	30	50.00	62	727	1,072.58
BENIN	55	0	-100.00	290	0	-100.00
SEYCHELLES	345	323	-6.38	408	328	-19.61
DJIBOUTI	0	7	-	0	37	-
SWAZILAND	0	1,384	-	0	1,788	-
SOUTH AFRICA	3,346	6,062	81.17	5,769	12,084	109.46
MAURITIUS	2,769	17,610	535.97	12,231	25,507	108.54
VIRGIN ISLANDS (BRITISH)	32	138	331.25	216	1,031	377.31
AUSTRALIA	55,223	73,861	33.75	124,184	190,255	53.20
NEW ZEALAND	2,868	3,807	32.74	7,624	5,192	-31.90
GUAM	447	2,953	560.63	798	7,449	833.46
NEW CALEDONIA	9,395	9,583	2.00	18,849	12,116	-35.72
VANUATU	215	1,007	368.37	260	1,363	424.23
WALLIS AND FUTUNA ISLANDS	22	338	1,436.36	41	436	963.41
COOK ISLANDS	34	182	435.29	165	982	495.15
FIJI	0	352	-	0	4,085	-
EAST TIMOR	187	1,132	505.35	210	1,112	429.52
UNITED STATES	128,039	74,593	-41.74	317,830	653,736	105.69
CANADA	18,599	8,698	-53.23	50,265	32,721	-34.90
MEXICO	411	2,848	592.94	1,417	7,108	401.62
NICARAGUA	0	112	-	0	246	-
CHILE	188	2,340	1,144.68	200	4,878	2,339.00
VENEZUELA	1,239	833	-32.77	2,844	1,676	-41.07
ARGENTINA	10	2,050	20,400.00	1,500	6,220	314.67
BRAZIL	2,485	2,287	-7.97	141,155	139,982	-0.83
COLOMBIA	7,538	2,511	-66.69	7,272	3,656	-49.72
URUGUAY	0	148	-	0	165	-
PERU	1,393	0	-100.00	788	0	-100.00
BAHAMAS	0	1,254	-	0	978	-
PUERTO RICO	0	17	-	0	206	-
DOMINICAN REPUBLIC	72	0	-100.00	139	0	-100.00
COSTA RICA	5	937	18,640.00	22	777	3,431.82
HAITI	2,341	0	-100.00	4,469	0	-100.00
CAYMAN ISLANDS	0	162	-	0	176	-
FRENCH GUIANA	933	0	-100.00	1,048	0	-100.00
FRENCH POLYNESIA	6,841	3,055	-55.34	8,629	5,531	-35.90
MARTINIQUE	1,300	1,310	0.77	1,879	2,283	21.50
NETHERLANDS ANTILLES	155	47	-69.68	1,781	26	-98.54
SAINT LUCIA	0	182	-	0	887	-
GUADELOUPE	837	4,058	384.83	1,379	8,392	508.56
UNITED KINGDOM	10,797	3,516	-67.44	168,904	10,834	-93.59
NETHERLANDS	94,869	59,934	-36.82	306,776	220,960	-27.97
FRANCE	67,544	77,295	14.44	219,848	265,378	20.71
GERMANY, FED. REP. OF	41,125	16,036	-61.01	89,143	60,694	-31.91
AUSTRIA	3,223	1,574	-51.16	18,247	34,253	87.72
BELGIUM	38,984	19,512	-49.95	84,798	40,288	-52.49
SWITZERLAND	2,509	3,347	33.40	4,933	8,108	64.36
DENMARK	2,372	1,157	-51.22	8,960	2,857	-68.11
NORWAY	124	196	58.06	1,926	1,405	-27.05
SWEDEN	790	1,243	57.34	1,167	5,444	366.50
FINLAND	118	1,384	1,072.88	192	4,636	2,314.58
IRELAND	6	1,491	24,750.00	15	2,985	19,800.00
ITALY	80,085	74,392	-7.11	228,509	237,903	4.11
SPAIN	65,423	52,535	-19.70	219,763	210,897	-4.03
PORTUGAL	6,321	453	-92.83	2,619	1,448	-44.71
GREECE	3,834	5,643	47.18	7,493	4,858	-35.17
DEMOCRATIC REPUBLIC OF THE	193	0	-100.00	614	0	-100.00
HUNGARY	2,559	611	-76.12	4,134	1,152	-72.13
POLAND	113	67	-40.71	520	1,382	165.77
ROMANIA	1,279	390	-69.51	1,748	999	-42.85
BULGARIA	0	150	-	0	426	-
UKRAINE	1,178	0	-100.00	1,740	0	-100.00
LITHUANIA	306	0	-100.00	908	0	-100.00
LATVIA	6,000	0	-100.00	45,181	0	-100.00
ESTONIA	0	179	-	0	642	-
CROATIA	4,074	796	-80.46	9,576	3,243	-66.13
MALTA	10	143	1,330.00	130	251	93.08
SLOVAKIA	0	48	-	0	78	-

TABEL 5. PERKEMBANGAN EKSPOR INDONESIA MENURUT KOMODITI DAN NEGARA TUJUAN

JENIS BARANG	BERAT BERSIH (KG)		PERUB	NILAI FOB (US \$)		PERUB
	JAN-MEI 2009	JAN-MEI 2010	%	JAN-MEI 2009	JAN-MEI 2010	%
(1)	(2)	(3)	(4)	(5)	(6)	(7)
SLOVENIA	2,108	3,295	56.31	3,110	4,308	38.52
CZECH REPUBLIC	1,327	146	-89.00	2,968	730	-75.40
RUSSIA FEDERATION	468	33	-92.95	1,349	341	-74.72
BARANG KIRIMAN, POS DAN YAI	0	143	-	0	2,232	-
THAILAND	0	143	-	0	2,232	-
LAINNYA	226	486	115.04	677	4,915	626.00
CHINA	226	486	115.04	677	4,915	626.00
TOTAL EKSPOR	122,388,367,135	197,662,575,041	61.50	40,691,885,906	60,191,056,308	47.92

<https://www.bps.go.id>