

Buletin Statistik Perdagangan Luar Negeri
Foreign Trade Statistical Bulletin

EKSPOR /EXPORTS

ISSN : 0216-5775

No. Publikasi / *Publication Number* : 06110.0917

Katalog BPS / *BPS Catalogue*: 8202002

Ukuran Buku / *Book Size* : 21 Cm X 29 Cm

Jumlah Halaman / *Total Pages* : 154 Halaman / *Pages*

Naskah / *Manuscript* :

Bagian Statistik Ekspor

Export Statistics Division

Gambar Kulit / *Cover Design* :

Bagian Statistik Ekspor

Export Statistics Division

Diterbitkan oleh / *Published by* :

Badan Pusat Statistik, Jakarta - Indonesia

CBS, Indonesia

Dicetak oleh / *Printed by* :

CV Sari Intan Perdana

Boleh dikutip dengan menyebut sumbernya

May be cited with reference to the source

<https://www.bps.go.id>

KATA PENGANTAR

Buletin Statistik Perdagangan Luar Negeri Ekspor yang diterbitkan secara bulanan memuat data ekspor menurut sektor, Perkembangan ekspor komoditi pertanian, Perkembangan ekspor komoditi industri, Perkembangan ekspor komoditi pertambangan dan Perkembangan ekspor Indonesia menurut komoditi dan negara tujuan secara kumulatif dari Januari sampai bulan berjalan.

Buletin ini juga menyajikan ulasan singkat tentang perbandingan, pertumbuhan dan peranan serta data pokok yang cukup menonjol atau yang mengalami perubahan yang signifikan. Diharapkan dengan adanya informasi semacam ini, para pengguna data ekspor dapat melihat dan mengikuti perkembangan ekspor secara garis besar.

Kepada para pengguna data, saran dan kritik yang bersifat konstruktif demi penyempurnaan publikasi ini, sangat diharapkan. Dengan demikian usaha BPS untuk meningkatkan pelayanan dan pemasyarakatan statistik (khususnya data Statistik Ekspor) dapat dilaksanakan secara baik dan berkesinambungan.

Jakarta, Desember 2009
BADAN PUSAT STATISTIK
KEPALA,

DR. Rusman Heriawan

NIP. 340003999

ISI / CONTENT

Halaman / Page

Kata Pengantar / <i>Preface</i>	iii
Isi / <i>Content</i>	iv
Ringkasan / <i>Highlight</i>	v - xiv

Jilid / Volume

Tabel 1. Ringkasan Perkembangan Ekspor Indonesia	1
Tabel 2. Perkembangan Ekspor Komoditi Pertanian	1
Tabel 3. Perkembangan Ekspor Komoditi Industri	2
Tabel 4. Perkembangan Ekspor Komoditi Pertambangan	4
Tabel 5. Perkembangan Ekspor Indonesia Menurut Komoditi dan Negara Tujuan	5


RINGKASAN

Ekspor Indonesia pada periode Januari - Oktober 2009 mencapai nilai US\$ 92 386,5 juta dengan volume 298 722,0 ribu ton, yang terdiri dari US\$ 14 178,0 juta hasil ekspor minyak dan gas bumi dan US\$ 78 208,5 juta hasil ekspor komoditi non migas.

Dibandingkan periode yang sama tahun 2008, nilai ekspor turun US\$ 26 071,7 juta, karena adanya penurunan ekspor non migas senilai US\$ 13 976,8 juta, dan dari kelompok migas juga mengalami penurunan sebesar US\$ 12 095,8 juta atau

turun 46,04 persen dibanding periode yang sama tahun sebelumnya. Dengan demikian, diperlihatkan bahwa penerimaan dari sektor migas masih bisa diharapkan, karena perkembangan harga di pasaran internasional menunjukkan perkembangan yang fluktuatif. Bulan Oktober 2009 harga minyak mentah Indonesia US\$ 72,53 per barelnya, naik sebesar US\$ 1,87 per barel dibandingkan bulan Oktober 2008.

Grafik 1 : PERBANDINGAN NILAI EKSPOR INDONESIA PADA JANUARI-OKTOBER 2008 & 2009

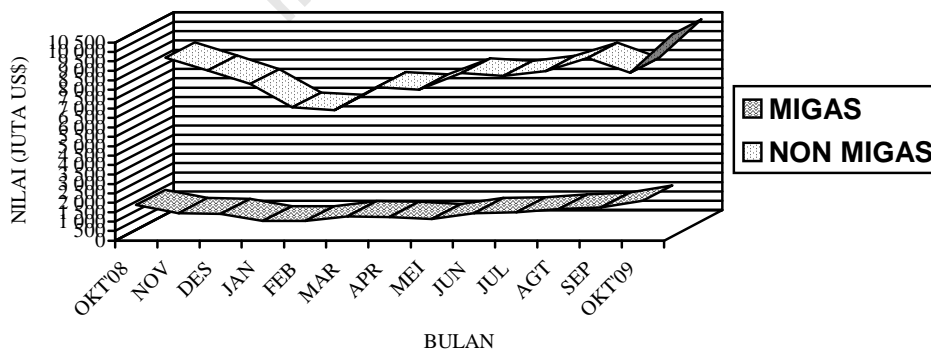


Pada Grafik 1 ditampilkan perbandingan nilai ekspor selama Periode Januari - Oktober 2008 dan 2009. Sedangkan trend perkembangannya dari bulan Oktober 2008 sampai dengan Oktober 2009 disajikan pada Grafik 2, 3, dan 4. Nilai ekspor kelompok migas pada Januari - Oktober 2008 senilai US\$ 26 273,8 juta yang terdiri dari minyak mentah, hasil minyak dan gas masing-masing senilai US\$ 11 478,7 juta, US\$ 3 050,8 juta, dan US\$ 11 744,3 juta. Sedangkan pada Januari - Oktober 2009


nilai untuk kelompok migas masing-masing sebesar US\$ 6 121,4 juta, US\$ 1 718,5 juta dan US\$ 6 338,1 juta.

Nilai ekspor untuk kelompok non migas yang terdiri dari hasil pertanian, industri serta hasil tambang dan lainnya pada bulan Januari - Oktober 2008 masing-masing US\$ 3 848,1 juta, US\$ 75 988,6 juta, dan US\$ 12 347,7 juta. Sementara itu pada periode Januari - Oktober 2009 masing-masing mencapai US\$ 3 535,0 juta, US\$ 58 931,1 juta, dan US\$ 15 742,4 juta.

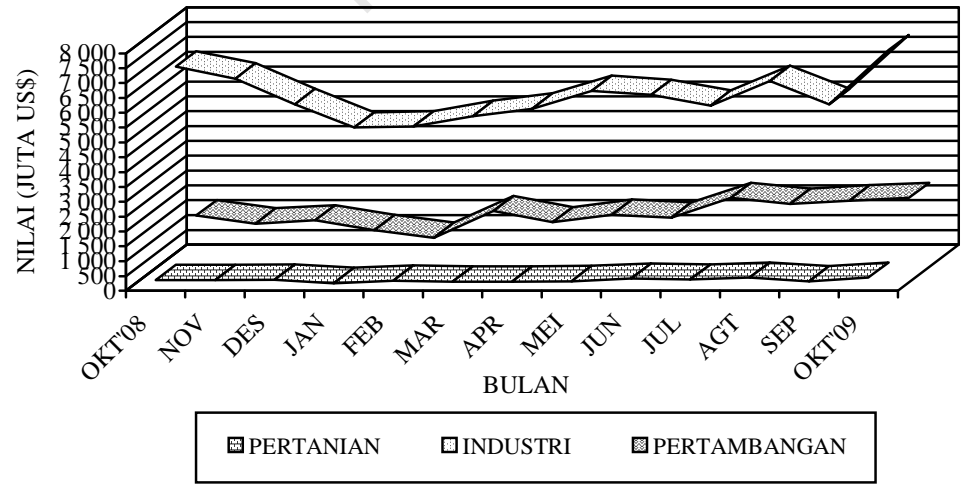
Grafik 2 : PERKEMBANGAN NILAI EKSPOR MIGAS DAN NON MIGAS SELAMA OKTOBER 2008 SAMPAI DENGAN OKTOBER 2009



**Grafik 3 : PERKEMBANGAN NILAI EKSPOR KOMODITI MIGAS
SELAMA OKTOBER 2008 SAMPAI DENGAN OKTOBER 2009**



**Grafik 4 : PERKEMBANGAN NILAI EKSPOR KOMODITI NON MIGAS
SELAMA OKTOBER 2008 SAMPAI DENGAN OKTOBER 2009**



**Tabel A. RINGKASAN EKSPOR NON MIGAS INDONESIA
(JUTA US\$)**

Tahun dan Bulan	Hasil sektor pertanian	Hasil sektor industri	Hasil sektor tambang	Total
[1]	[2]	[3]	[4]	[6]
2007				
September	344,9	6 202,8	889,8	7 437,5
Oktober	285,3	7 030,7	1 003,0	8 318,9
November	371,5	6 504,8	860,7	7 737,0
Desember	372,5	7 205,7	846,7	8 425,0
2008				
Januari	318,8	7 609,5	1 019,5	8 947,7
Februari	306,5	6 930,2	927,6	8 164,5
Maret	334,0	7 870,6	1 037,1	9 241,7
April	376,5	6 861,3	1 202,8	8 440,5
Mei	404,2	8 041,7	1 238,9	9 684,7
Juni	459,2	8 162,3	1 201,9	9 823,5
Juli	450,2	7 707,8	1 487,2	9 645,3
Agustus	417,3	7 647,9	1 445,3	9 510,5
September	423,0	8 118,6	1 280,1	9 821,7
Oktober	358,4	7 038,7	1 507,3	8 904,4
November	359,8	6 631,2	1 229,2	8 220,1
Desember	376,7	5 773,7	1 339,2	7 489,6
2009				
Januari	261,6	4 977,6	1 015,3	6 254,6
Februari	339,5	5 022,4	748,0	6 109,8
Maret	307,8	5 373,4	1 651,9	7 333,2
April	307,7	5 614,4	1 278,0	7 200,0
Mei	322,3	6 220,5	1 529,2	8 072,1
Juni	413,2	6 081,5	1 434,7	7 929,3
Juli	379,0	5 720,3	2 096,0	8 195,3
Agustus	443,4	6 556,2	1 890,6	8 890,1
September	316,7	5 773,0	2 003,2	8 092,9
Oktober	443,8	7 591,8	2 095,5	10 131,2

Dipandang dari negara tujuan ekspor (Tabel B), pada bulan Oktober 2009 kelompok migas yang ditujukan ke kawasan Asia Timur sebesar US\$ 1 239,8 juta memperlihatkan penurunan dibanding tahun 2008. Negara yang memperlihatkan penurunan ekspor kelompok migas adalah Jepang dengan persentase penurunan sebesar 42,44 persen, Cina dengan persentase penurunan sebesar 33,30 persen, sedangkan negara yang memperlihatkan

peningkatan dibanding tahun 2008 adalah Muangthai dengan persentase peningkatan sebesar 998,83 persen, Singapura dengan persentase peningkatan sebesar 165,34 persen dan Malaysia dengan persentase peningkatan sebesar 738,89 persen. Dari Tabel B juga terlihat bahwa ekspor komoditi migas pada bulan Oktober 2009 menunjukkan peningkatan menjadi US\$ 2 111,4 juta.

Tabel B : Perkembangan Ekspor Migas & Non Migas Indonesia Menurut Negara Tujuan, Oktober 2008 & Oktober 2009 (Juta US\$)

Kawasan Negara Ekspor	Migas			Non Migas		
	Oktober 2008	Oktober 2009	Perubahan (%)	Oktober 2008	Oktober 2009	Perubahan (%)
• Asia Timur	1 564,1	1 239,8	-20,73	2 497,5	3 810,3	52,56
- Jepang	1 048,0	603,2	-42,44	1 252,3	1 694,9	35,34
- China	303,1	202,2	-33,30	494,4	878,1	77,60
• Asia Selatan & Tenggara	196,6	691,3	251,58	2 865,7	2 834,3	-1,10
- Muangthai	4,5	49,1	998,83	253,4	313,5	23,73
- Singapura	167,5	444,6	165,34	818,5	700,6	-14,40
- Philipina	0,1	17,9	21 479,34	175,8	230,5	31,12
- Malaysia	20,6	179,3	738,89	512,6	607,3	18,48
• Asia Barat	0,1	0,0	-100,00	494,0	395,9	-19,86
• Afrika	0,0	0,0	-	243,0	256,1	5,38
• Australia & Oseania	67,6	142,3	110,34	216,7	238,5	10,06
• Amerika Utara	56,9	35,1	-38,30	975,6	1 033,4	5,92
- Amerika Serikat	56,9	35,1	-38,30	920,2	982,5	6,76
• Amerika Tengah & Selatan	0,0	0,0	-	187,4	199,9	6,67
• Eropa Barat	0,1	2,9	4 490,08	1 276,5	1 203,6	-5,71
• Eropa Timur	0,1	0,0	-100,00	147,8	159,2	7,72
Total Ekspor	1 885,5	2 111,5	11,98	8 904,4	10 131,2	13,78

Pada kelompok non migas nilai ekspor juga mengalami penurunan hingga mencapai US\$ 8 092,1 juta.

Pada tabel 1 disajikan ekspor menurut sektor. Disini terlihat bahwa perolehan devisa terbesar pada periode Januari - Oktober 2009 berasal dari sektor industri dengan nilai US\$ 58 931,1 juta atau sekitar 63,79 persen dari total ekspor, sedangkan pada periode Januari - Oktober 2008 juga berasal dari sektor industri dengan nilai US\$ 75 988,6 juta atau sekitar 64,15 persen dari total ekspor. Dibandingkan periode yang sama tahun sebelumnya, sektor industri mengalami penurunan 22,01 persen.

Pada tabel 2 disajikan perkembangan ekspor komoditi hasil pertanian, selama periode Januari - Oktober 2009, komoditi andalan sektor pertanian antara lain biji coklat dengan nilai US\$ 815,7 juta (23,08 persen); kopi dengan nilai US\$ 721,3 juta (20,40 persen); udang segar/beku dengan nilai US\$ 660,0 juta (18,67 persen); ikan dan lain-lain dengan nilai US\$ 511,2 juta (14,46 persen); rempah-rempah dengan nilai US\$ 195,8 juta (5,54 persen); teh dengan nilai US\$ 118,7 juta (3,36 persen); buah-buahan dengan nilai US\$ 88,1 juta (2,49 persen); tembakau dengan nilai US\$ 79,0 juta (2,23 persen); bahan nabati lainnya dengan nilai US\$ 74,6 juta (2,11 persen);

sayur-sayuran dengan nilai US\$ 49,8 juta (1,41 persen).

Pada tabel 3 disajikan perkembangan ekspor komoditi hasil industri, selama periode Januari - Oktober 2009, komoditi andalan sektor industri antara lain minyak nabati dengan nilai US\$ 8 839,8 juta (15,00 persen); tekstil dengan nilai US\$ 7 678,5 juta (13,03 persen); alat listrik, ukur, fotografi, dll dengan nilai US\$ 6 958,3 juta (11,81 persen); barang dari logam tidak mulia dengan nilai US\$ 5 630,0 juta (9,55 persen); karet alam olahan dengan nilai US\$ 3 832,0 juta (6,50 persen); kertas dan barang dari kertas dengan nilai US\$ 2 807,8 juta (4,76 persen); makanan olahan dengan nilai US\$ 2 378,6 juta (4,04 persen); kayu olahan dengan nilai US\$ 1 817,7 juta (3,08 persen); bahan kimia dengan nilai US\$ 1 701,0 juta (2,89 persen); meubel dan bagian-bagiannya dengan nilai US\$ 1 339,5 juta (2,27 persen).

Pada tabel 4 disajikan perkembangan ekspor komoditi hasil pertambangan, selama periode Januari - Oktober 2009, komoditi andalan sektor pertambangan antara lain batu bara dengan nilai US\$ 11 089,2 juta (70,44 persen) dan biji tembaga dengan nilai US\$ 4 056,8 juta (25,77 persen). Ekspor batu bara mengalami peningkatan 28,93 persen dibanding periode yang sama tahun

sebelumnya, demikian juga biji tembaga mengalami peningkatan 47,25 persen dibanding periode yang sama tahun sebelumnya.

Perkembangan ekspor Indonesia menurut komoditi dan negara tujuan yang disajikan pada Tabel 5, memperlihatkan bahwa ekspor selama ini lebih banyak bertumpu pada 15 komoditi utama, (ringkasan disajikan pada Tabel C yang diurut menurut nilai ekspor). Lima belas komoditi tersebut pada periode Januari - Oktober 2009 menyumbang sekitar 64,22 persen dari ekspor non migas.

Batu bara mempunyai nilai US\$ 11 089,2 juta, naik US\$ 2 488,2 juta dari tahun lalu, komoditi ini menyumbang sekitar 14,18 persen ekspor non migas nasional pada periode Januari - Oktober 2009. Nilai ekspor barang dari minyak kelapa sawit selama periode Januari - Oktober 2009 turun US\$ 2 993,6 juta menjadi US\$ 7 654,4 juta.

Pada periode Januari - Oktober 2009 nilai ekspor pakaian jadi sebesar US\$ 4 757,3 juta, yang turun dibanding tahun lalu sebesar US\$ 304,7 juta atau turun sekitar 6,02 persen. Komoditi biji tembaga diekspor dengan nilai US\$ 4 056,8 juta atau 5,19 persen, alat listrik diekspor dengan nilai

US\$ 3 697,5 juta atau sekitar 4,73 persen dari perolehan devisa non migas.

Selama periode Januari - Oktober 2009, audio visual nilai ekspornya mencapai US\$ 2 871,5 juta, sedangkan tahun sebelumnya senilai US\$ 2 338,6 juta, atau terjadi peningkatan sekitar US\$ 532,9 juta (22,79 persen). Kertas dan barang dari kertas nilai ekspornya turun US\$ 469,1 juta (14,32 persen) menjadi US\$ 2 807,8 juta.

Perolehan devisa dari pada periode Januari - Oktober 2009 crumb rubber diekspor dengan nilai US\$ 2 354,2 juta atau sekitar 3,01 persen dari kelompok non migas. pada periode Januari - Oktober 2009 tekstil lainnya diekspor dengan nilai US\$ 1 960,5 juta, sedangkan tahun sebelumnya US\$ 2 332,5 juta.

Tembaga nilai ekspornya turun US\$ 181,7 juta menjadi US\$ 1 808,3 juta. Sedangkan nilai ekspor besi/baja dalam periode Januari - Oktober 2009 turun 38,41 persen menjadi US\$ 1 675,2 juta. Damar tiruan bahan plastik nilai ekspornya turun US\$ 377,4 juta menjadi US\$ 1 452,4 juta. Alas kaki (kulit, karet dan kanvas) nilai ekspornya turun US\$ 121,8 juta menjadi US\$ 1 405,2 juta. Barang dari karet nilai ekspornya naik US\$ 38,0 juta menjadi US\$ 1 324,8 juta. Bahan kimia organik nilai

eksportnya turun US\$ 334,5 juta menjadi US\$ 1 306,9 juta.

**Tabel C : Ekspor Utama Barang Bukan Migas
Periode Januari - Oktober, 2008 dan 2009**

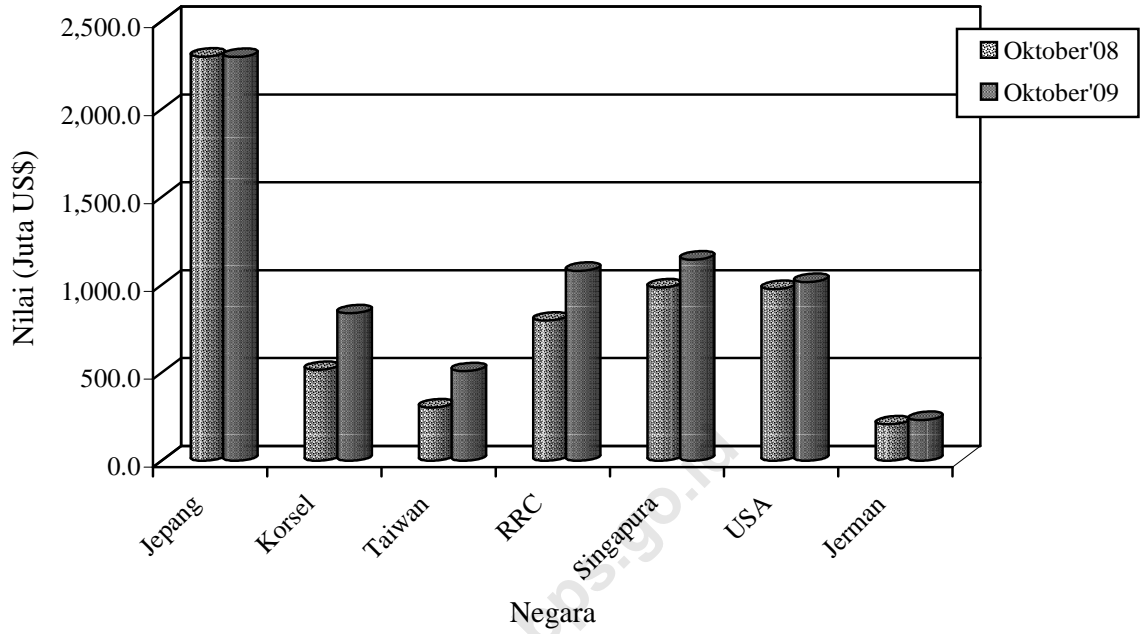
HS	Nilai FOB (Juta US\$)		Perubahan		% Peran 2009 (Terhadap Non Migas)
	2008	2009	Absolut	Persen	
Batu Bara	8 601,0	11 089,2	2 488,2	28,93	14,18
Minyak Kelapa Sawit	10 648,0	7 654,4	-2 993,6	-28,11	9,79
Pakaian Jadi	5 062,0	4 757,3	-304,7	-6,02	6,08
Biji Tembaga	2 755,1	4 056,8	1 301,8	47,25	5,19
Alat Listrik	4 412,6	3 697,5	-715,1	-16,21	4,73
Audio Visual	2 338,6	2 871,5	532,9	22,79	3,67
Kertas dan Barang dari Kertas	3 276,9	2 807,8	-469,1	-14,32	3,59
Crumb Rubber	5 053,4	2 354,2	-2 699,2	-53,41	3,01
Textil lainnya	2 332,5	1 960,5	-372,0	-15,95	2,51
Tembaga	1 990,0	1 808,3	-181,7	-9,13	2,31
Besi/Baja	2 719,9	1 675,2	-1 044,7	-38,41	2,14
Damar Tiruan, Bahan Plastik	1 829,8	1 452,4	-377,4	-20,62	1,86
Alas Kaki (Kulit, Karet dan Kanvas)	1 527,0	1 405,2	-121,8	-7,98	1,80
Barang dari karet	1 286,8	1 324,8	38,0	2,95	1,69
Bahan Kimia Organik	1 641,4	1 306,9	-334,5	-20,38	1,67
Total Komoditi Utama	55 474,9	50 222,0	-5 252,9	-9,47	64,22

Nilai ekspor periode Januari - Oktober 2009, menurut negara kelompok ekonomi, ke kelompok negara APEC adalah yang terbesar yaitu mencapai 71,77 persen dari total ekspor yaitu US\$ 66 307,8 juta, ke ASEAN sebesar US\$ 18 988,9 juta dan ke NAFTA sebesar US\$ 9 584,2 juta. Sementara nilai ekspor ke Uni Eropa sebesar 11,85 persen (US\$ 10 950,5 juta) dan ke Timur Tengah sebesar 3,59 persen (US\$ 3 319,6 juta). Ditinjau dari perkembangannya, nilai ekspor ke negara-negara APEC turun 23,36 persen dibanding keadaan tahun 2008 yang diikuti oleh penurunan ekspor menuju Jepang sebesar 37,62 persen, menuju ASEAN sebesar 19,01 persen, menuju NAFTA sebesar 20,51 persen dan ke Korea Selatan turun sebesar 24,01 persen

Nilai ekspor periode Januari - Oktober 2009, menuju tujuh negara tujuan utama yaitu Jepang, Korea Selatan, Taiwan, RR China, Singapura, Amerika dan Jerman mencapai sebesar US\$ 51 458,2 juta atau sekitar 58,73 persen dari total ekspor. Dibandingkan periode tahun sebelumnya nilai ini turun US\$ 18 107,2 juta atau sekitar 26,03 persen.

Selain tujuh negara tujuan utama di atas, negara tujuan yang membeli produk nasional di atas US\$ 100 juta pada bulan Oktober 2009 antara lain Hongkong, Malaysia dan Australia masing-masing dengan nilai US\$ 219,9 juta, US\$ 786,7 juta dan US\$ 333,1 juta. Sedangkan dari kawasan Eropa antara lain ke Belanda dan Inggris masing-masing dengan nilai US\$ 287,3 juta dan US\$ 132,7 juta.

Grafik 5: EKSPOR INDONESIA MENURUT NEGARA TUJUAN UTAMA BULAN OKTOBER 2008 & 2009



Perbandingan nilai ekspor bulan Oktober 2008 dan 2009 ke beberapa negara tertentu disajikan pada Grafik 5.

TABEL 1. RINGKASAN PERKEMBANGAN EKSPOR INDONESIA

JENIS BARANG	BERAT BERSIH (RIBU TON)		PERUB	NILAI FOB (JUTA US \$)		PERUB
	JAN-OKT 2008	JAN-OKT 2009	%	JAN-OKT 2008	JAN-OKT 2009	%
	(1)	(2)	(3)	(4)	(5)	(6)
Total Ekspor	303,017.0	298,722.0	-1.42	118,458.2	92,386.5	-22.01
MIGAS	37,340.2	36,375.8	-2.58	26,273.8	14,178.0	-46.04
MINYAK MENTAH	14,994.5	14,870.3	-0.83	11,478.7	6,121.4	-46.67
HASIL MINYAK	5,133.4	4,294.9	-16.33	3,050.8	1,718.5	-43.67
GAS ALAM	17,212.2	17,210.6	-0.01	11,744.3	6,338.1	-46.03
NON MIGAS	265,676.8	262,346.2	-1.25	92,184.5	78,208.5	-15.16
HASIL PERTANIAN	2,106.8	2,226.0	5.66	3,848.1	3,535.0	-8.14
HASIL INDUSTRI	51,691.7	46,297.4	-10.44	75,988.6	58,931.1	-22.45
HASIL TAMBANG	211,876.1	213,820.7	0.92	12,339.0	15,733.6	27.51
LAINNYA	2.2	2.1	-2.50	8.7	8.8	0.83

TABEL 2. PERKEMBANGAN EKSPOR KOMODITI HASIL PERTANIAN

JENIS BARANG	BERAT BERSIH (TON)		PERUB	NILAI FOB (RIBU US \$)		PERUB
	JAN-OKT 2008	JAN-OKT 2009	%	JAN-OKT 2008	JAN-OKT 2009	%
	(1)	(2)	(3)	(4)	(5)	(6)
TOTAL PERTANIAN	2,106,828	2,226,013	5.66	3,848,115	3,535,026	-8.14
KARET ALAM	8,641	9,083	5.11	15,382	11,378	-26.03
KOPI	400,133	453,879	13.43	851,910	721,290	-15.33
KAYU BULAT	2	423	18,104.56	36	80	121.13
UDANG SEGAR/BEKU	119,614	98,786	-17.41	838,858	659,982	-21.32
TEH	71,324	70,699	-0.88	105,893	118,748	12.14
REMPAH-REMPAH	102,554	91,882	0.40	255,321	195,804	-23.31
-LADA HITAM	31,293	31,420	0.40	95,753	71,719	-25.10
-LADA PUTIH	14,262	10,123	-29.02	67,353	41,269	-38.73
-KAYU MANIS DAN BUNGANYA	23,550	18,941	-19.57	20,923	16,121	-22.95
-BIJI PALA & BUNGANYA DAN KAPULAGA	15,249	17,143	12.42	49,837	49,645	-0.39
-PANILI	152	153	0.62	2,085	1,626	-22.01
-LAINNYA	18,048	14,103	-21.86	19,369	15,423	-20.37
TEBAKAU	23,866	27,947	17.10	56,095	79,005	40.84
BIJI COKLAT	301,406	342,615	13.67	683,472	815,725	19.35
IKAN DAN LAIN-LAIN	298,668	331,246	-5.91	573,828	511,218	-10.91
-IKAN TONGKOL/TUNA	68,623	64,568	-5.91	140,538	134,534	-4.27
-UBUR-UBUR	6,877	4,284	-37.70	12,901	8,436	-34.61
-KEPITING, KERANG-KERANGAN	42,195	40,051	-5.08	154,724	102,203	-33.94
-BEKICOT	2,702	2,144	-20.66	8,036	5,337	-33.59
-IKAN LAINNYA	178,271	220,199	23.52	257,629	260,708	1.20
BIJI-BIJIAN	89,166	113,640	-8.21	22,119	19,131	-13.51
-BIJI BUNGA	62	57	-8.21	2,371	1,887	-20.41
-BIJI KAPAS	645	490	-24.01	167	114	-31.64
-BIJI LAINNYA	88,459	113,093	27.85	19,580	17,130	-12.52
BULU BEBEK	69	187	172.49	79	134	68.94
DAMAR DAN GETAH DAMAR	33,986	41,581	22.35	28,241	34,578	22.44
KOPAL DAN LAIN-LAIN	22,634	23,175	2.39	20,202	17,509	-13.33
SAYUR-SAYURAN	91,505	105,016	14.77	39,098	49,847	27.49
BUAH-BUAHAN	175,239	183,666	4.81	103,249	88,120	-14.65
KULIT KERANG DAN LAIN-LAIN	6,227	4,933	-20.79	2,190	2,063	-5.81
TANAMAN OBAT	6,221	8,422	35.38	7,273	7,518	3.36

TABEL 2. PERKEMBANGAN EKSOR KOMODITI HASIL PERTANIAN

JENIS BARANG	BERAT BERSIH (TON)		PERUB	NILAI FOB (RIBU US \$)		PERUB
	JAN-OKT 2008	JAN-OKT 2009	%	JAN-OKT 2008	JAN-OKT 2009	%
	(1)	(2)	(3)	(4)	(5)	(6)
BAHAN NABATI LAINNYA	101,351	119,934	-4.79	92,629	74,619	-19.44
-GANGGANG LAUT	82,205	78,270	-4.79	90,523	71,949	-20.52
-LAINNYA	19,145	41,663	117.62	2,106	2,669	26.74
HASIL PERTANIAN LAINNYA	254,221	198,897	704.30	152,240	128,277	-15.74
-MUTIARA	1	12	704.30	12,866	16,023	24.53
-LAINNYA	254,220	198,886	-21.77	139,373	112,254	-19.46

TABEL 3. PERKEMBANGAN EKSPOR KOMODITI HASIL INDUSTRI

JENIS BARANG	BERAT BERSIH (TON)		PERUB	NILAI FOB (RIBU US \$)		PERUB
	JAN-OKT 2008	JAN-OKT 2009	%	JAN-OKT 2008	JAN-OKT 2009	%
	(1)	(2)	(3)	(4)	(5)	(6)
TOTAL INDUSTRI	51,691,722	46,297,402	-10.44	75,988,585	58,931,081	-22.45
KAYU OLAHAN	2,412,753	2,071,904	-14.13	2,434,490	1,817,739	-25.33
-KAYU LAPIS	1,451,859	1,165,347	-19.73	1,327,311	957,426	-27.87
-KAYU GERGAJIAN	44,991	30,222	-32.83	48,725	30,598	-37.20
-KAYU OLAHAN LAIN	915,903	876,335	-4.32	1,058,454	829,714	-21.61
BARANG DARI LOGAM TIDAK MULIA	2,774,781	2,214,772	-20.18	8,880,769	5,630,038	-36.60
-TIMAH	102,275	84,124	-17.75	1,856,040	1,027,687	-44.63
-ALUMINIUM	235,266	187,162	-20.45	754,276	373,531	-50.48
-NIKEL	91,803	69,311	-24.50	1,339,676	583,669	-56.43
-BESI/BAJA	1,906,142	1,430,673	-24.94	2,719,901	1,675,192	-38.41
-TEMBAGA	237,173	267,115	12.62	1,990,040	1,808,315	-9.13
-SENG	3,201	3,978	24.28	7,017	4,365	-37.80
-LOGAM TIDAK MULIA LAIN	198,921	172,409	-13.33	213,819	157,279	-26.44
TEKSTIL	1,510,188	1,449,984	-3.99	8,621,174	7,678,542	-10.93
-PAKAIAN JADI	349,284	327,215	-6.32	5,061,974	4,757,250	-6.02
-KAIN TENUN	226,042	178,392	-21.08	1,226,668	960,802	-21.67
-TEKSTIL LAINNYA	934,862	944,377	1.02	2,332,533	1,960,490	-15.95
KARET ALAM OLAHAN	2,390,548	2,081,116	-12.94	6,761,634	3,831,961	-43.33
-BARANG DARI KARET	378,454	418,677	10.63	1,286,784	1,324,803	2.95
-SHEET	130,781	68,914	-47.31	349,693	109,007	-68.83
-CRUMB RUBBER	1,854,559	1,565,977	-15.56	5,053,374	2,354,206	-53.41
-CREPE	26,753	27,549	2.98	71,783	43,945	-38.78
MAKANAN TERNAK	2,604,792	2,576,816	-1.07	378,611	200,785	-46.97
-BUNGKIL KELAPA	223,841	157,778	-29.51	31,042	20,262	-34.73
-DEDAK/BEKATUL	317,671	297,072	-6.48	56,673	40,890	-27.85
-LAINNYA	2,063,280	2,121,966	2.84	290,896	139,632	-52.00
MINYAK ATSIRI DAN LAINNYA	56,593	59,879	5.81	317,212	279,589	-11.86
-MINYAK ATSIRI LAINNYA	3,542	3,599	1.60	127,294	72,134	-43.33
-WANGI-WANGIAN DARI MINYAK ATSIRI	53,051	56,281	6.09	189,917	207,456	9.23
ROTAN OLAHAN	25,405	24,764	-2.52	24,714	24,959	0.99
MINYAK NABATI	12,944,095	14,589,981	12.72	12,855,966	8,839,772	-31.24
-MINYAK KELAPA SAWIT	11,022,097	12,725,083	15.45	10,647,978	7,654,392	-28.11
-MINYAK BIJI KELAPA SAWIT	1,069,514	1,310,485	22.53	1,239,125	818,075	-33.98
-MINYAK NABATI LAIN	852,484	554,414	-34.96	968,862	367,305	-62.09
ASAM BERLEMAK	743,164	714,230	-3.89	641,165	430,803	-32.81
-STEARIN	118,624	129,548	9.21	124,988	91,910	-26.46
-ASAM BERLEMAK LAIN	624,540	584,682	-6.38	516,177	338,892	-34.35

TABEL 3. PERKEMBANGAN EKSPOR KOMODITI HASIL INDUSTRI

JENIS BARANG	BERAT BERSIH (TON)		PERUB	NILAI FOB (RIBU US \$)		PERUB
	JAN-OKT 2008	JAN-OKT 2009	%	JAN-OKT 2008	JAN-OKT 2009	%
	(1)	(2)	(3)	(4)	(5)	(6)
ALAT LISTRIK UKUR FOGRAFI DLL	567,385	502,574	-11.42	7,183,089	6,958,287	-3.13
-ALAT LISTRIK	469,360	376,416	-19.80	4,412,578	3,697,509	-16.21
-DIODE TRANSISTOR	825	820	-0.58	124,659	106,464	-14.60
-AUDIO VISUAL	86,841	116,482	34.13	2,338,605	2,871,539	22.79
-FOTOGRAFI DAN OPTIK	2,803	2,667	-4.87	174,353	157,245	-9.81
-ALAT UKUR	657	972	47.88	12,434	28,964	132.95
-LONCENG ARLOJI DAN BAGIANNYA	6,900	5,218	-24.38	120,461	96,566	-19.84
MAKANAN OLAHAN	1,962,674	1,499,098	-23.62	2,493,607	2,378,603	-4.61
-COKLAT OLAHAN	117,109	78,926	-32.60	354,811	262,735	-25.95
-GULA TETES	762,586	396,716	-47.98	56,601	48,370	-14.54
-KERUPUK UDANG	6,678	6,278	-5.98	10,931	10,527	-3.69
-BUAH/SAYURAN OLAHAN	424,201	366,841	-13.52	338,019	250,584	-25.87
-MINUMAN OLAHAN	96,150	96,801	0.68	61,607	49,227	-20.10
-ROKOK DAN TEMBAKAU OLAHAN	69,461	63,308	-8.86	362,239	404,318	11.62
-DAGING TERNAK	3,755	3,944	5.04	15,366	16,871	9.80
-DAGING UNGGAS	80	0	-99.97	86	1	-98.49
-IKAN OLAHAN	159,331	165,081	3.61	661,298	671,811	1.59
-BERAS GILING	460	2,176	372.85	291	1,610	453.74
-KOPI OLAHAN	146	155	6.05	511	346	-32.29
-TEH OLAHAN	10,752	7,868	-26.82	28,153	22,244	-20.99
-GULA PASIR	1,178	758	-35.69	609	697	14.37
-GULA LAINNYA	8,477	14,058	65.84	5,741	8,942	55.76
-MAKANAN OLAHAN LAINNYA	302,311	296,189	-2.03	597,345	630,319	5.52
SEMEN	3,771,004	3,666,830	-2.76	136,702	136,123	-0.42
BARANG ANYAMAN	17,534	12,502	-28.70	48,318	33,755	-30.14
-DARI ROTAN	5,530	3,048	-44.88	15,726	10,408	-33.82
-DARI BAHAN LAINNYA	12,004	9,453	-21.25	32,592	23,348	-28.36
MEUBEL DAN BAGIAN-BAGIANNYA	684,157	558,467	-18.37	1,595,790	1,339,466	-16.06
-DARI ROTAN	114,831	93,468	-18.60	257,397	210,928	-18.05
-DARI BAHAN LAINNYA	569,325	464,999	-18.32	1,338,394	1,128,538	-15.68
BAHAN KIMIA	6,169,451	3,218,967	-47.82	2,468,176	1,700,953	-31.08
-AN ORGANIK	4,041,452	1,296,308	-67.92	665,193	316,145	-52.47
-ORGANIK	1,945,565	1,772,692	-8.89	1,641,391	1,306,879	-20.38
-LAINNYA	182,433	149,967	-17.80	161,592	77,929	-51.77
PUPUK	265,104	437,746	65.12	159,691	162,855	1.98
PRODUK PHARMASI	10,030	9,769	-2.60	164,324	168,631	2.62
KULIT DAN BARANG DARI KULIT	9,812	8,205	-16.38	198,050	141,525	-28.54
KACA DAN BARANG DARI KACA	658,130	575,310	-12.58	374,424	287,102	-23.32
KERTAS DAN BARANG DARI KERTAS	3,472,338	3,582,937	3.19	3,276,853	2,807,765	-14.32
INDUSTRI LAINNYA	8,641,785	6,441,550	-25.46	16,973,825	14,081,826	-17.04
-GLISEROL DAN LARUTAN ALKALI	51,428	36,637	-28.76	23,315	7,197	-69.13
-MARGARIN DAN LEMAK LAINNYA	411,462	278,157	-32.40	454,724	209,380	-53.95
-SABUN MANDI DAN CUCI	436,823	449,141	2.82	467,339	433,629	-7.21
-BAHAN CELUP ORGANIK SINTETIK	25,445	16,910	-33.54	120,430	77,108	-35.97
-PREPARAT PEMBASMI KUMAN DLL	46,585	49,170	5.55	113,538	136,758	20.45
-DAMAR TIRUAN BAHAN PLASTIK	1,014,175	1,009,691	-0.44	1,829,814	1,452,417	-20.62
-BAHAN KERTAS	2,170,168	1,799,646	-17.07	1,245,316	650,654	-47.75
-ALAS KAKI (KULIT KARET DAN KANVAS)	105,498	99,407	-5.77	1,527,002	1,405,214	-7.98
-PRODUK KERAMIK	420,478	357,862	-14.89	263,690	218,251	-17.23
-EMAS BATANGAN	23	22	-4.30	657,958	625,868	-4.88
-PESAWAT UDARA DAN BAGIANNYA	3,180	3,731	17.34	86,907	207,510	138.77
-KAPAL LAUT DAN SEJENISNYA	378,151	305,491	-19.21	687,576	1,000,129	45.46
-PERLENGKAPAN OLAHRAGA DAN MAINAN	27,746	25,852	-6.83	242,569	217,142	-10.48

TABEL 3. PERKEMBANGAN EKSPOR KOMODITI HASIL INDUSTRI

JENIS BARANG	BERAT BERSIH (TON)		PERUB	NILAI FOB (RIBU US \$)		PERUB
	JAN-OKT 2008	JAN-OKT 2009	%	JAN-OKT 2008	JAN-OKT 2009	%
(1)	(2)	(3)	(4)	(5)	(6)	(7)
-PENA DAN PENSIL	8,121	7,078	-12.85	60,224	57,599	-4.36
-BATU SEMI PERMATA	24	8	-68.20	260	644	147.77
-KOPER TAS DOMPET PLASTIK/TEKSTIL	5,395	5,477	1.53	40,206	38,463	-4.33
-BARANG DARI LOGAM MULIA	273	981	258.87	140,149	178,733	27.53
-PETI KEMAS	14,614	1,465	-89.97	17,794	5,692	-68.01
-KOMPUTER DAN BAGIANNYA	31,313	30,626	-2.19	696,889	750,957	7.76
-KENDARAAN BERMOTOR RODA 2 DAN 3	7,032	5,011	-28.74	58,637	39,243	-33.08
-KENDARAAN BERMOTOR RODA 4 DAN LE	160,979	76,387	-52.55	1,108,545	545,257	-50.81
-SUKU CADANG MESIN	105,495	46,737	-55.70	962,322	706,609	-26.57
-SUKU CADANG KENDARAAN	163,853	116,841	-28.69	1,143,474	786,758	-31.20
-UBI KAYU OLAHAN	77,005	77,388	0.50	13,778	11,343	-17.68
-INDUSTRI LAINNYA	2,976,519	1,641,834	-44.84	5,011,369	4,319,271	-13.81

TABEL 4. PERKEMBANGAN EKSPOR KOMODITI HASIL PERTAMBANGAN

JENIS BARANG	BERAT BERSIH (TON)		PERUB	NILAI FOB (RIBU US \$)		PERUB
	JAN-OKT 2008	JAN-OKT 2009	%	JAN-OKT 2008	JAN-OKT 2009	%
(1)	(2)	(3)	(4)	(5)	(6)	(7)
TOTAL PERTAMBANGAN	211,876,070	213,820,676	0.92	12,339,041	15,733,620	27.51
BIJI TEMBAGA	1,218,095	1,945,122	59.69	2,755,062	4,056,838	47.25
BIJI NIKEL	10,035,257	7,771,004	-22.56	504,543	209,135	-58.55
BAUKSIT	14,634,774	11,316,800	-22.67	184,512	194,957	5.66
BIJI TIMAH/TIN	564	3	-99.55	19	60	210.82
BATU BARA	171,881,917	185,619,332	7.99	8,601,023	11,089,192	28.93
GRANIT	4,689,409	1,217,275	-74.04	43,260	11,799	-72.73
PASIR ALAM	246	94	-61.90	112	205	82.40
HASIL TAMBANG LAIN	9415807	5951046	-36.8	250510	171434	-31.57

TABEL 5. PERKEMBANGAN EKSPOR INDONESIA MENURUT KOMODITI DAN NEGARA TUJUAN

JENIS BARANG	BERAT BERSIH (KG)		PERUB	NILAI FOB (US \$)		PERUB
	JAN-OKT 2008	JAN-OKT 2009	%	JAN-OKT 2008	JAN-OKT 2009	%
	(1)	(2)	(3)	(4)	(5)	(6)
MINYAK MENTAH	14,994,549,429	14,870,295,899	-0.83	11,478,718,124	6,121,408,140	-46.67
JAPAN	5,152,225,950	2,777,967,550	-46.08	3,902,299,276	1,157,571,901	-70.34
KOREA, REPUBLIC OF	2,082,560,000	2,154,039,144	3.43	1,467,125,783	852,888,187	-41.87
TAIWAN	267,135,000	331,895,554	24.24	199,574,559	114,803,661	-42.48
CHINA	1,423,463,000	2,479,801,337	74.21	1,111,229,871	1,005,474,527	-9.52
THAILAND	349,865,000	976,109,877	179.00	312,676,568	432,612,477	38.36
SINGAPORE	2,060,012,001	1,257,165,080	-38.97	1,572,831,894	506,161,347	-67.82
PHILIPPINES	0	58,318,587	-	0	28,059,913	-
MALAYSIA	447,715,000	901,027,924	101.25	305,497,691	383,929,706	25.67
AUSTRALIA	2,195,265,478	2,776,166,076	26.46	1,826,023,723	1,188,024,461	-34.94
NEW ZEALAND	267,672,000	262,486,292	-1.94	232,244,984	107,037,500	-53.91
UNITED STATES	655,016,000	814,231,973	24.31	473,484,991	321,894,006	-32.02
CHILE	0	81,086,505	-	0	22,950,454	-
NETHERLANDS	46,914,000	0	-100.00	39,295,687	0	-100.00
ITALY	46,706,000	0	-100.00	36,433,097	0	-100.00
HASIL MINYAK	5,133,427,346	4,294,925,003	-16.33	3,050,766,490	1,718,483,576	-43.67
JAPAN	2,538,977,643	1,246,064,957	-50.92	1,549,497,802	444,700,373	-71.30
HONG KONG	16,340	220	-98.65	24,438	448	-98.17
KOREA, REPUBLIC OF	376,053,019	560,335,903	49.00	215,017,484	255,567,683	18.86
TAIWAN	120,226,543	36,334,712	-69.78	27,013,285	15,773,416	-41.61
CHINA	376,150,292	479,145,528	27.38	187,436,992	171,582,170	-8.46
THAILAND	26,506,527	11,288,808	-57.41	24,019,741	5,666,995	-76.41
SINGAPORE	1,237,815,816	769,979,080	-37.80	822,466,506	351,645,694	-57.24
PHILIPPINES	2,015,598	2,315,221	14.87	2,196,977	1,754,452	-20.14
MALAYSIA	160,400,446	972,330,174	506.19	96,585,236	367,338,205	280.33
MYANMAR (FORM. BURMA)	1,298,064	130,599	-89.94	1,800,998	166,162	-90.77
VIET NAM	86,621	530,936	512.94	125,039	341,057	172.76
MALDIVES	3,842	0	-100.00	4,981	0	-100.00
INDIA	274,667,107	156,568,057	-43.00	102,427,864	61,297,608	-40.16
PAKISTAN	3,727,267	800,215	-78.53	5,053,494	961,165	-80.98
BANGLADESH	110,710	1,744,457	1,475.70	146,920	1,162,505	691.25
SRI LANKA	25,054	0	-100.00	550	0	-100.00
IRAN (ISLAMIC REPUBLIC OF)	179,950	0	-100.00	63,000	0	-100.00
JORDAN	0	3,421	-	0	7,200	-
YEMEN	0	1,000,000	-	0	502,800	-
UNITED ARAB EMIRATES	1,043,771	746,032	-28.53	1,205,383	754,217	-37.43
QATAR	2,500,000	200,000	-92.00	2,522,500	132,000	-94.77
SOUTH AFRICA	196,520	50,014	-74.55	300,760	41,529	-86.19
AUSTRALIA	94,212	85,859	-8.87	134,240	111,761	-16.75
NEW ZEALAND	219,829	196,878	-10.44	313,340	240,006	-23.40
FIJI	54,010	32,009	-40.74	123,331	39,255	-68.17
EAST TIMOR	2,955,863	7,347,317	148.57	2,866,858	3,759,188	31.13
UNITED STATES	26,000	5	-99.98	10,000	50	-99.50
GUATEMALA	16,660	0	-100.00	27,220	0	-100.00
UNITED KINGDOM	502	38,263,478	7,622,106.77	3,894	27,881,115	715,901.93
NETHERLANDS	5,000,250	8,255,420	65.10	5,875,016	6,155,980	4.78
GERMANY, FED. REP. OF	0	784,100	-	0	456,264	-
BELGIUM	2,100,575	0	-100.00	2,139,140	0	-100.00
FINLAND	419,151	52,599	-87.45	618,703	54,196	-91.24
ITALY	0	156	-	0	517	-
UKRAINE	16,660	33,320	100.00	18,243	36,152	98.17
ESTONIA	0	19,270	-	0	20,426	-
RUSSIA FEDERATION	522,504	286,258	-45.21	726,555	332,987	-54.17
GAS ALAM	17,212,192,086	17,210,580,473	-0.01	11,744,269,638	6,338,119,337	-46.03
JAPAN	11,857,060,739	10,914,465,462	-7.95	7,061,142,288	3,701,112,503	-47.58
KOREA, REPUBLIC OF	2,788,129,304	2,292,424,548	-17.78	2,392,875,445	1,014,407,090	-57.61
TAIWAN	0	245,123,444	-	0	133,124,884	-
CHINA	2,508,415,073	2,297,181,328	-8.42	2,224,307,736	1,038,566,151	-53.31
THAILAND	58,482,621	53,736,343	-8.12	65,845,906	35,057,556	-46.76
SINGAPORE	1,249	943,947,133	75,576,131.63	219	333,355,391	152,216,973.52
MALAYSIA	4,100	398,672,252	9,723,613.46	4,471	65,511,641	1,465,157.01
INDIA	0	64,970,338	-	0	16,925,100	-
EAST TIMOR	99,000	59,600	-39.80	93,573	59,004	-36.94
GERMANY, FED. REP. OF	0	25	-	0	17	-
KARET ALAM	8,641,384	9,082,781	5.11	15,382,336	11,378,497	-26.03
JAPAN	516,405	144,006	-72.11	1,914,377	792,400	-58.61
HONG KONG	841,880	500	-99.94	1,319,207	1,500	-99.89
KOREA, REPUBLIC OF	360,576	118,194	-67.22	899,889	285,056	-68.32
TAIWAN	1	18,000	1,799,900.00	34	10,800	31,664.71
CHINA	4,343,788	4,983,069	14.72	7,194,565	4,787,868	-33.45
SINGAPORE	738,654	533,191	-27.82	368,901	1,553,775	321.19

TABEL 5. PERKEMBANGAN EKSPOR INDONESIA MENURUT KOMODITI DAN NEGARA TUJUAN

JENIS BARANG	BERAT BERSIH (KG)		PERUB	NILAI FOB (US \$)		PERUB
	JAN-OKT 2008	JAN-OKT 2009	%	JAN-OKT 2008	JAN-OKT 2009	%
	(1)	(2)	(3)	(4)	(5)	(6)
MALAYSIA	25,000	725,285	2,801.14	33,726	837,616	2,383.59
INDIA	0	40,519	-	0	66,691	-
PAKISTAN	0	161,280	-	0	279,887	-
IRAN (ISLAMIC REPUBLIC OF)	0	60,480	-	0	98,747	-
TURKEY	804,990	760,320	-5.55	1,403,633	824,814	-41.24
UNITED ARAB EMIRATES	12,347	0	-100.00	42,261	0	-100.00
SOUTH AFRICA	60,480	0	-100.00	191,084	0	-100.00
NEW ZEALAND	9,750	0	-100.00	13,503	0	-100.00
EAST TIMOR	0	213	-	0	192	-
UNITED STATES	182,869	235,700	28.89	580,111	312,390	-46.15
BRAZIL	86,070	1,243,000	1,344.17	158,369	1,383,440	773.55
GERMANY, FED. REP. OF	553,130	24	-100.00	1,064,298	2,381	-99.78
BELGIUM	0	43,000	-	0	46,440	-
DENMARK	63	0	-100.00	10,800	0	-100.00
ITALY	105,380	16,000	-84.82	187,576	94,500	-49.62
GREECE	1	0	-100.00	2	0	-100.00
KOPI	400,132,635	453,879,410	13.43	851,909,611	721,290,384	-15.33
JAPAN	44,148,262	45,483,736	3.02	103,721,324	82,753,666	-20.22
HONG KONG	934,550	923,119	-1.22	2,127,292	1,549,647	-27.15
KOREA, REPUBLIC OF	330,578	5,298,135	1,502.69	922,020	7,885,144	755.20
TAIWAN	1,974,012	3,807,290	92.87	5,583,414	8,854,280	58.58
CHINA	1,568,340	1,224,339	-21.93	3,416,306	1,881,809	-44.92
MACAU	0	95,277	-	0	182,510	-
PAPUA NEW GUINEA	1,124	0	-100.00	1,541	0	-100.00
THAILAND	6,000	1,620,000	26,900.00	22,500	2,447,100	10,776.00
SINGAPORE	6,276,326	6,229,506	-0.75	15,580,680	11,158,920	-28.38
PHILIPPINES	9,749,499	18,498,599	89.74	17,747,152	24,531,360	38.23
MALAYSIA	14,421,069	13,155,327	-8.78	26,521,667	18,300,649	-31.00
VIET NAM	0	1,996,800	-	0	2,466,368	-
INDIA	11,012,159	8,786,900	-20.21	19,612,353	11,416,502	-41.79
PAKISTAN	5,099	0	-100.00	18,707	0	-100.00
IRAN (ISLAMIC REPUBLIC OF)	1,201,200	2,411,991	100.80	2,587,901	3,127,026	20.83
SAUDI ARABIA	21,000	24,093	14.73	56,700	50,584	-10.79
ISRAEL	150,960	37,200	-75.36	386,946	83,256	-78.48
JORDAN	192,000	116,200	-39.48	434,043	182,977	-57.84
LEBANON	0	76,800	-	0	97,190	-
OMAN	0	120,000	-	0	205,200	-
SYRIA ARAB REPUBLIC	96,000	0	-100.00	218,549	0	-100.00
UNITED ARAB EMIRATES	691,500	432,300	-37.48	1,546,645	789,497	-48.95
EGYPT	8,492,000	9,068,200	6.79	17,019,705	14,171,064	-16.74
MOROCCO	5,377,200	6,755,997	25.64	10,518,684	10,020,427	-4.74
TUNISIA	500,000	0	-100.00	815,625	0	-100.00
ALGERIA	21,599,400	25,916,275	19.99	44,146,968	36,260,390	-17.86
BURKINA FASO	17,999	0	-100.00	54,600	0	-100.00
SOUTH AFRICA	9,357,496	5,440,199	-41.86	19,371,962	8,019,496	-58.60
AUSTRALIA	9,995,483	7,856,680	-21.40	21,519,419	12,740,348	-40.80
NEW ZEALAND	360,632	334,016	-7.38	1,310,916	1,099,055	-16.16
SOLOMON ISLANDS	686	0	-100.00	1,614	0	-100.00
TUVALU	7,604	0	-100.00	12,413	0	-100.00
UNITED STATES	55,168,911	62,963,994	14.13	145,928,994	138,469,714	-5.11
CANADA	2,191,320	2,071,199	-5.48	7,839,116	6,508,588	-16.97
MEXICO	3,677,700	3,797,400	3.25	7,947,657	6,367,094	-19.89
ARGENTINA	0	19,020	-	0	24,673	-
ECUADOR	3,232,800	5,502,720	70.22	5,836,151	7,641,184	30.93
UNITED KINGDOM	13,051,053	13,889,614	6.43	24,887,490	20,453,099	-17.82
NETHERLANDS	1,792,740	3,434,952	91.60	4,607,873	6,002,956	30.28
FRANCE	5,418,600	7,664,000	41.44	10,405,267	10,516,290	1.07
GERMANY, FED. REP. OF	80,273,518	71,608,597	-10.79	157,088,369	98,337,445	-37.40
AUSTRIA	828,252	0	-100.00	1,388,372	0	-100.00
BELGIUM	28,615,073	32,144,870	12.34	55,240,915	45,614,588	-17.43
SWITZERLAND	1,148,700	1,366,599	18.97	2,466,922	2,021,643	-18.05
DENMARK	399,760	430,240	7.62	941,206	895,792	-4.83
NORWAY	141,000	144,000	2.13	469,665	446,940	-4.84
SWEDEN	1,050,780	810,599	-22.86	2,767,624	1,501,732	-45.74
FINLAND	230,400	172,800	-25.00	540,288	301,094	-44.27
IRELAND	236,400	180,000	-23.86	822,180	563,400	-31.47
ITALY	23,160,470	30,709,117	32.59	47,496,692	44,461,146	-6.39
SPAIN	2,149,000	11,484,885	434.43	4,182,119	15,486,393	270.30
PORTUGAL	1,262,300	1,202,999	-4.70	2,602,174	1,781,378	-31.54
ICELAND	18,000	0	-100.00	64,600	0	-100.00
GREECE	1,718,700	1,872,000	8.92	3,413,099	2,475,068	-27.48
POLAND	1,129,800	633,600	-43.92	2,084,418	822,182	-60.56
ROMANIA	4,038,180	4,152,091	2.82	7,595,097	5,673,061	-25.31

TABEL 5. PERKEMBANGAN EKSPOR INDONESIA MENURUT KOMODITI DAN NEGARA TUJUAN

JENIS BARANG	BERAT BERSIH (KG)		PERUB	NILAI FOB (US \$)		PERUB
	JAN-OKT 2008	JAN-OKT 2009	%	JAN-OKT 2008	JAN-OKT 2009	%
	(1)	(2)	(3)	(4)	(5)	(6)
BULGARIA	4,261,800	3,010,199	-29.37	8,481,104	4,302,451	-49.27
ARMENIA	137,700	18,000	-86.93	362,528	29,970	-91.73
UKRAINE	38,400	360,000	837.50	75,774	612,450	708.26
LATVIA	258,000	551,100	113.60	429,893	839,337	95.24
ESTONIA	1,412,400	867,899	-38.55	2,572,337	1,188,704	-53.79
GEORGIA	7,730,900	9,845,758	27.36	15,382,452	13,821,088	-10.15
MALTA	0	199,980	-	0	214,038	-
SLOVENIA	0	112,800	-	0	186,200	-
CZECH REPUBLIC	777,000	861,000	10.81	1,305,174	1,112,533	-14.76
RUSSIA FEDERATION	6,094,800	16,088,399	163.97	11,406,415	22,343,688	95.89
KAYU BULAT	2,324	423,074	18,104.56	36,381	80,448	121.13
JAPAN	555	765	37.84	13,608	30,561	124.58
HONG KONG	0	1	-	0	6	-
KOREA, REPUBLIC OF	0	12,523	-	0	752	-
CHINA	0	49,877	-	0	18,701	-
THAILAND	10	0	-100.00	52	0	-100.00
SINGAPORE	135	4	-97.04	1,945	35	-98.20
PHILIPPINES	0	20,000	-	0	800	-
MALAYSIA	0	339,903	-	0	29,588	-
VIET NAM	10	0	-100.00	75	0	-100.00
UNITED ARAB EMIRATES	0	1	-	0	5	-
AUSTRALIA	1,525	0	-100.00	8,381	0	-100.00
ARGENTINA	89	0	-100.00	12,320	0	-100.00
UDANG SEGAR/BEKU	119,614,426	98,785,765	-17.41	838,857,930	659,981,757	-21.32
JAPAN	31,762,016	29,750,917	-6.33	271,557,627	254,862,762	-6.15
HONG KONG	3,067,472	3,153,066	2.79	15,663,608	13,928,174	-11.08
KOREA, REPUBLIC OF	574,090	531,865	-7.36	4,027,927	3,300,472	-18.06
TAIWAN	1,872,650	1,469,961	-21.50	5,407,271	3,828,401	-29.20
CHINA	4,800,487	1,566,873	-67.36	17,002,519	7,234,897	-57.45
MACAU	11,315	4,863	-57.02	11,523	5,040	-56.26
THAILAND	169,967	268,188	57.79	1,303,544	742,870	-43.01
SINGAPORE	1,660,181	2,458,413	48.08	4,814,848	5,544,693	15.16
PHILIPPINES	8,564	58,570	583.91	72,936	92,355	26.62
MALAYSIA	3,769,481	2,899,194	-23.09	4,480,643	3,294,387	-26.48
CAMBODIA	150	0	-100.00	10	0	-100.00
BRUNEI DARUSSALAM	5,486	79	-98.56	68,225	1,256	-98.16
VIET NAM	563,370	656,663	16.56	5,308,312	4,660,959	-12.20
MALDIVES	480	0	-100.00	2,880	0	-100.00
INDIA	0	12,420	-	0	122,318	-
PAKISTAN	25	0	-100.00	32	0	-100.00
SRI LANKA	0	400	-	0	1,325	-
IRAN (ISLAMIC REPUBLIC OF)	318	2,664	737.74	150	1,742	1,061.33
ISRAEL	0	12,297	-	0	57,768	-
KUWAIT	731	3,336	356.36	629	4,173	563.43
JORDAN	236	325	37.71	647	807	24.73
LEBANON	48,581	34,160	-29.68	152,502	141,185	-7.42
SYRIA ARAB REPUBLIC	101	183	81.19	977	85	-91.30
TURKEY	45,582	22,287	-51.11	89,318	128,962	44.39
UNITED ARAB EMIRATES	247,153	52,253	-78.86	976,566	413,742	-57.63
CYPRUS	80,382	94,147	17.12	438,507	275,155	-37.25
EGYPT	550,677	434,491	-21.10	3,636,137	3,260,642	-10.33
MOROCCO	0	8,720	-	0	37,496	-
REUNION	207,890	227,286	9.33	1,846,953	1,727,590	-6.46
GHANA	0	111	-	0	214	-
SEYCHELLES	0	6,448	-	0	50,920	-
SOUTH AFRICA	2,649	1,283	-51.57	5,350	3,207	-40.06
MAURITIUS	67,836	72,445	6.79	446,852	541,393	21.16
AUSTRALIA	415,462	338,656	-18.49	2,641,353	2,798,319	5.94
NEW ZEALAND	41,812	27,679	-33.80	195,615	133,212	-31.90
GUAM	660	0	-100.00	21,545	0	-100.00
AMERICAN SAMOA	5	16,329	326,480.00	5	111,870	2,237,300.00
EAST TIMOR	0	26,155	-	0	6,509	-
UNITED STATES	50,488,273	38,284,565	-24.17	375,493,030	259,234,641	-30.96
CANADA	317,919	198,607	-37.53	1,681,139	1,100,994	-34.51
MEXICO	0	15,209	-	0	104,675	-
SURINAME	0	195	-	0	1,241	-
VENEZUELA	75	604	705.33	60	1,158	1,830.00
BRAZIL	1,035	2,409	132.75	1,522	4,430	191.06
PERU	269	880	227.14	644	2,214	243.79
TRINIDAD AND TOBAGO	16,798	0	-100.00	112,030	0	-100.00
PUERTO RICO	788,946	1,415,522	79.42	5,146,816	8,630,496	67.69
DOMINICAN REPUBLIC	16,329	15,841	-2.99	109,920	126,949	15.49

TABEL 5. PERKEMBANGAN EKSPOR INDONESIA MENURUT KOMODITI DAN NEGARA TUJUAN

JENIS BARANG	BERAT BERSIH (KG)		PERUB	NILAI FOB (US \$)		PERUB
	JAN-OKT 2008	JAN-OKT 2009	%	JAN-OKT 2008	JAN-OKT 2009	%
	(1)	(2)	(3)	(4)	(5)	(6)
NETHERLANDS ANTILLES	12,880	0	-100.00	84,852	0	-100.00
UNITED KINGDOM	5,482,519	4,261,242	-22.28	37,042,225	27,441,212	-25.92
NETHERLANDS	1,060,378	1,855,625	75.00	6,011,921	8,260,395	37.40
FRANCE	617,194	1,982,713	221.25	3,960,161	11,767,649	197.15
GERMANY, FED. REP. OF	1,334,400	537,293	-59.74	9,436,489	3,553,435	-62.34
AUSTRIA	2,236	2,708	21.11	3,518	4,566	29.79
BELGIUM	6,821,802	3,141,419	-53.95	46,719,025	21,035,976	-54.97
SWITZERLAND	91,015	173,662	90.81	628,916	1,185,651	88.52
DENMARK	271,650	239,706	-11.76	1,750,493	1,311,990	-25.05
NORWAY	3,106	2,739	-11.82	5,102	4,640	-9.06
SWEDEN	95,468	99,951	4.70	844,363	825,712	-2.21
FINLAND	17,400	662	-96.20	243,825	1,615	-99.34
IRELAND	15,511	1,397	-90.99	245,071	2,808	-98.85
ITALY	1,678,836	1,924,129	14.61	5,873,855	5,810,892	-1.07
SPAIN	204,380	45,661	-77.66	1,343,758	220,165	-83.62
PORTUGAL	28,639	159,264	456.11	83,423	747,759	796.35
ICELAND	0	16,344	-	0	126,371	-
GREECE	12,364	40,222	225.32	68,153	123,493	81.20
HUNGARY	2,268	596	-73.72	3,389	787	-76.78
POLAND	1,795	3,065	70.75	2,638	5,551	110.42
ROMANIA	0	594	-	0	1,236	-
UKRAINE	28,344	1,128	-96.02	178,408	1,941	-98.91
LITHUANIA	795	371	-53.33	1,868	543	-70.93
ESTONIA	17,730	153	-99.14	81,789	145	-99.82
CROATIA	427	0	-100.00	693	0	-100.00
CZECH REPUBLIC	366	421	15.03	2,104	3,019	43.49
RUSSIA FEDERATION	207,470	148,141	-28.60	1,521,719	1,022,508	-32.81
TEH	71,324,472	70,699,401	-0.88	105,892,952	118,747,931	12.14
JAPAN	935,836	1,305,403	39.49	1,561,916	2,741,207	75.50
HONG KONG	91,127	88,008	-3.42	43,077	47,843	11.06
KOREA, REPUBLIC OF	12,288	10,277	-16.37	21,051	23,811	13.11
TAIWAN	637,558	379,423	-40.49	745,803	513,816	-31.11
CHINA	293,042	263,330	-10.14	350,882	358,895	2.28
PAPUA NEW GUINEA	0	21,300	-	0	52,047	-
THAILAND	0	3,900	-	0	7,030	-
SINGAPORE	426,246	480,775	12.79	636,583	768,501	20.72
MALAYSIA	6,124,009	5,787,839	-5.49	8,649,362	8,174,113	-5.49
BRUNEI DARUSSALAM	3,893	625	-83.95	4,645	405	-91.28
VIET NAM	12,000	13,200	10.00	23,880	32,390	35.64
MALDIVES	154	0	-100.00	409	0	-100.00
INDIA	3,091,010	2,369,319	-23.35	3,937,957	3,992,394	1.38
PAKISTAN	10,445,693	9,069,530	-13.17	18,293,731	17,336,965	-5.23
SRI LANKA	298,540	123,030	-58.79	526,500	257,133	-51.16
AFGHANISTAN	399,454	199,336	-50.10	546,496	231,781	-57.59
IRAN (ISLAMIC REPUBLIC OF)	24,000	28,700	19.58	41,745	61,768	47.97
SAUDI ARABIA	313,454	297,307	-5.15	470,444	422,410	-10.21
ISRAEL	264,920	327,020	23.44	368,468	524,803	42.43
JORDAN	19,400	0	-100.00	29,356	0	-100.00
SYRIA ARAB REPUBLIC	25,600	0	-100.00	52,464	0	-100.00
TURKEY	379,720	326,460	-14.03	627,782	586,098	-6.64
UNITED ARAB EMIRATES	4,187,225	3,848,470	-8.09	5,828,443	6,165,072	5.78
EGYPT	1,241,600	896,380	-27.80	2,058,868	1,688,452	-17.99
SOMALIA	60,700	18,575	-69.40	37,330	11,713	-68.62
KENYA	256,000	295,200	15.31	176,040	248,510	41.17
DJIBOUTI	281,579	166,873	-40.74	191,035	150,522	-21.21
SOUTH AFRICA	346,680	213,270	-38.48	808,013	518,011	-35.89
AUSTRALIA	530,120	294,999	-44.35	826,163	572,609	-30.69
NEW ZEALAND	509,867	432,338	-15.21	575,782	540,393	-6.15
NEW CALEDONIA	0	256	-	0	688	-
VANUATU	113	0	-100.00	171	0	-100.00
FIJI	97,060	118,560	22.15	140,234	215,538	53.70
SAMOA	5,350	8,018	49.87	8,050	16,300	102.48
EAST TIMOR	0	10,495	-	0	1,320	-
UNITED STATES	5,210,431	5,931,227	13.83	7,768,799	9,438,378	21.49
CANADA	560,724	366,815	-34.58	783,586	528,436	-32.56
SURINAME	673	434	-35.51	3,300	2,067	-37.36
CHILE	394,410	391,680	-0.69	670,630	715,505	6.69
PUERTO RICO	0	540	-	0	864	-
UNITED KINGDOM	7,091,601	8,332,192	17.49	10,405,395	14,611,412	40.42
NETHERLANDS	3,214,840	2,412,460	-24.96	4,810,240	3,985,480	-17.15
FRANCE	20,111	0	-100.00	54,064	0	-100.00
GERMANY, FED. REP. OF	6,642,237	6,300,690	-5.14	8,283,962	8,284,108	0.00
BELGIUM	0	22,152	-	0	18,330	-

TABEL 5. PERKEMBANGAN EKSPOR INDONESIA MENURUT KOMODITI DAN NEGARA TUJUAN

JENIS BARANG	BERAT BERSIH (KG)		PERUB	NILAI FOB (US \$)		PERUB
	JAN-OKT 2008	JAN-OKT 2009	%	JAN-OKT 2008	JAN-OKT 2009	%
	(1)	(2)	(3)	(4)	(5)	(6)
SWITZERLAND	327	0	-100.00	755	0	-100.00
DENMARK	47,000	9,400	-80.00	86,556	14,720	-82.99
SWEDEN	10,400	0	-100.00	10,483	0	-100.00
ITALY	29,610	0	-100.00	59,309	0	-100.00
SPAIN	14,054	7,038	-49.92	22,290	13,050	-41.45
POLAND	2,749,576	2,196,547	-20.11	4,892,332	3,896,504	-20.35
KAZAKHSTAN	118,500	73,080	-38.33	171,059	148,411	-13.24
KYRGYZSTAN	108,655	145,680	34.08	195,997	255,079	30.14
UKRAINE	660,688	1,583,375	139.66	931,554	2,407,711	158.46
UZBEKISTAN	153,600	21,000	-86.33	280,152	31,080	-88.91
LATVIA	98,448	63,952	-35.04	166,041	117,417	-29.28
CZECH REPUBLIC	1,921	0	-100.00	17,981	0	-100.00
RUSSIA FEDERATION	12,882,428	15,442,923	19.88	18,695,787	28,016,841	49.86
-LADA HITAM	31,293,484	31,419,862	0.40	95,752,655	71,718,676	-25.10
JAPAN	409,341	380,363	-7.08	1,718,748	1,318,682	-23.28
HONG KONG	78,478	85,299	8.69	266,344	196,186	-26.34
KOREA, REPUBLIC OF	222,000	384,800	73.33	800,877	1,099,749	37.32
TAIWAN	107,500	415,000	286.05	180,150	964,560	435.42
CHINA	30,000	0	-100.00	108,995	0	-100.00
SINGAPORE	1,444,948	641,329	-55.62	4,135,994	1,411,233	-65.88
PHILIPPINES	170,214	152,452	-10.44	42,367	51,097	20.61
MALAYSIA	26,731	123,518	362.08	87,283	277,475	217.90
NEPAL	140,400	0	-100.00	481,409	0	-100.00
VIET NAM	2,674,457	3,432,625	28.35	9,143,677	7,814,008	-14.54
INDIA	3,801,500	4,904,010	29.00	12,593,323	11,016,077	-12.52
PAKISTAN	60,000	0	-100.00	201,150	0	-100.00
TURKEY	0	181,998	-	0	319,974	-
BENIN	19,050	0	-100.00	55,245	0	-100.00
SOUTH AFRICA	28,657	9,011	-68.56	13,378	6,549	-51.05
AUSTRALIA	254,791	270,000	5.97	987,412	681,780	-30.95
UNITED STATES	19,344,755	18,512,580	-4.30	56,466,154	41,851,595	-25.88
CANADA	105,652	150,090	42.06	370,502	349,579	-5.65
MEXICO	0	2,673	-	0	3,150	-
JAMAICA	0	50,000	-	0	112,902	-
DOMINICAN REPUBLIC	4,685	10,589	126.02	15,750	12,371	-21.45
NETHERLANDS	802,000	233,501	-70.89	2,845,001	510,952	-82.04
FRANCE	665,277	162,355	-75.60	2,293,935	359,309	-84.34
GERMANY, FED. REP. OF	262,375	190,000	-27.58	966,166	564,526	-41.57
BELGIUM	18,054	59,999	232.33	68,550	201,975	194.64
ITALY	61,000	109,000	78.69	226,804	285,707	25.97
SPAIN	0	30,000	-	0	70,800	-
PORTUGAL	2,518	17,375	590.03	5,263	42,805	713.32
BULGARIA	34,949	71,299	104.01	82,163	152,385	85.47
UKRAINE	13,000	0	-100.00	48,750	0	-100.00
RUSSIA FEDERATION	511,152	839,996	64.33	1,547,265	2,043,250	32.06
-LADA PUTIH	14,261,612	10,122,675	-29.02	67,353,373	41,269,478	-38.73
JAPAN	1,022,504	529,746	-48.19	5,045,648	2,223,258	-55.94
HONG KONG	48,998	49,999	2.04	253,150	207,730	-17.94
KOREA, REPUBLIC OF	46,765	12,494	-73.28	207,175	43,350	-79.08
TAIWAN	212,000	300,022	41.52	928,120	1,139,638	22.79
CHINA	34,000	0	-100.00	177,750	0	-100.00
SINGAPORE	2,615,040	1,845,111	-29.44	12,622,762	7,206,250	-42.91
PHILIPPINES	11,438	13,504	18.06	32,459	41,090	26.59
MALAYSIA	314,031	320,107	1.93	1,592,574	1,349,706	-15.25
VIET NAM	906,500	960,500	5.96	4,432,448	3,919,256	-11.58
INDIA	670,855	156,000	-76.75	3,201,039	566,663	-82.30
PAKISTAN	3,688	1,352	-63.34	9,029	2,002	-77.83
NIGERIA	633	0	-100.00	4,900	0	-100.00
SOUTH AFRICA	466,000	0	-100.00	1,190,548	0	-100.00
AUSTRALIA	202,000	170,000	-15.84	1,048,544	716,510	-31.67
EAST TIMOR	0	2,767	-	0	755	-
UNITED STATES	3,456,000	2,289,497	-33.75	17,288,900	9,923,522	-42.60
CANADA	92,733	51,068	-44.93	472,944	206,625	-56.31
MEXICO	0	2,991	-	0	3,525	-
DOMINICAN REPUBLIC	23,355	0	-100.00	86,770	0	-100.00
UNITED KINGDOM	130,000	76,000	-41.54	405,515	304,465	-24.92
NETHERLANDS	1,645,000	1,327,372	-19.31	8,031,270	5,470,847	-31.88
FRANCE	151,000	233,000	54.30	822,140	942,491	14.64
GERMANY, FED. REP. OF	1,756,502	1,650,994	-6.01	7,457,587	6,530,185	-12.44
BELGIUM	272,000	79,000	-70.96	1,257,236	268,660	-78.63
DENMARK	15,000	15,000	0.00	75,000	58,500	-22.00
ITALY	81,000	30,000	-62.96	306,622	133,470	-56.47

TABEL 5. PERKEMBANGAN EKSPOR INDONESIA MENURUT KOMODITI DAN NEGARA TUJUAN

JENIS BARANG	BERAT BERSIH (KG)		PERUB	NILAI FOB (US \$)		PERUB
	JAN-OKT 2008	JAN-OKT 2009	%	JAN-OKT 2008	JAN-OKT 2009	%
	(1)	(2)	(3)	(4)	(5)	(6)
SPAIN	49,000	0	-100.00	256,330	0	-100.00
PORTUGAL	20,570	6,151	-70.10	83,288	10,980	-86.82
BULGARIA	15,000	0	-100.00	63,625	0	-100.00
-KAYU MANIS DAN BUNGANYA	23,550,493	18,941,359	-19.57	20,923,164	16,120,803	-22.95
JAPAN	5,575	850	-84.75	8,695	1,160	-86.66
KOREA, REPUBLIC OF	195,233	204,413	4.70	154,392	168,047	8.84
TAIWAN	30,993	468	-98.49	18,043	113	-99.37
CHINA	0	492,610	-	0	273,409	-
THAILAND	1,319,854	988,184	-25.13	1,271,051	864,657	-31.97
SINGAPORE	546,864	436,988	-20.09	433,933	260,658	-39.93
PHILIPPINES	720	351	-51.25	1,908	1,157	-39.36
MALAYSIA	1,156,061	993,119	-14.09	1,019,986	860,893	-15.60
VIET NAM	314,689	137,000	-56.46	172,363	86,676	-49.71
MALDIVES	1,099	1,244	13.19	2,102	2,678	27.40
INDIA	596,828	220,658	-63.03	501,633	178,824	-64.35
BANGLADESH	0	7,500	-	0	6,000	-
IRAN (ISLAMIC REPUBLIC OF)	0	10,000	-	0	6,000	-
SAUDI ARABIA	10,000	0	-100.00	9,690	0	-100.00
ISRAEL	171,680	55,884	-67.45	120,309	48,929	-59.33
JORDAN	20,445	23,155	13.26	20,662	14,350	-30.55
LEBANON	0	13,000	-	0	11,800	-
YEMEN	7,278	0	-100.00	5,501	0	-100.00
OMAN	12,450	0	-100.00	6,583	0	-100.00
SYRIA ARAB REPUBLIC	178,999	81,426	-54.51	125,289	67,826	-45.86
TURKEY	110,832	311,836	181.36	47,352	172,960	265.26
UNITED ARAB EMIRATES	456,019	712,149	56.17	270,972	388,318	43.31
EGYPT	78,089	176,203	125.64	75,788	147,524	94.65
LIBYAN ARAB JAMAHIRIYA	40,000	61,999	55.00	40,514	60,159	48.49
MOROCCO	567,500	240,000	-57.71	335,230	142,247	-57.57
TUNISIA	60,000	0	-100.00	60,879	0	-100.00
ALGERIA	207,870	296,742	42.75	202,335	250,592	23.85
REUNION	280	0	-100.00	133	0	-100.00
SOUTH AFRICA	109,529	30,000	-72.61	92,495	16,775	-81.86
MAURITIUS	16,008	31,498	96.76	16,415	26,700	62.66
AUSTRALIA	30,554	30,520	-0.11	43,470	39,762	-8.53
NEW ZEALAND	0	17	-	0	286	-
UNITED STATES	9,949,310	7,908,848	-20.51	9,421,576	7,672,702	-18.56
CANADA	474,650	203,955	-57.03	426,643	188,568	-55.80
MEXICO	52,000	111,750	114.90	31,100	66,947	115.26
GUATEMALA	0	1,294	-	0	1,672	-
PANAMA	10,000	57,000	470.00	17,350	48,046	176.92
SURINAME	207	646	212.08	810	3,800	369.14
CHILE	0	7,650	-	0	1,771	-
VENEZUELA	461,985	272,889	-40.93	421,923	221,130	-47.59
ARGENTINA	73	4,162	5,601.37	202	2,980	1,375.25
BRAZIL	944,098	777,137	-17.68	750,619	587,831	-21.69
COLOMBIA	46,000	0	-100.00	28,830	0	-100.00
URUGUAY	0	8,300	-	0	5,000	-
DOMINICAN REPUBLIC	918,407	978,815	6.58	690,253	697,346	1.03
DOMINICA	72,000	0	-100.00	17,280	0	-100.00
UNITED KINGDOM	35,000	30,625	-12.50	23,645	22,784	-3.64
NETHERLANDS	1,450,204	603,657	-58.37	1,186,946	429,493	-63.82
FRANCE	575,223	519,524	-9.68	519,573	482,577	-7.12
GERMANY, FED. REP. OF	795,493	627,126	-21.17	790,811	529,196	-33.08
AUSTRIA	46	0	-100.00	144	0	-100.00
BELGIUM	397,975	76,068	-80.89	386,111	52,796	-86.33
NORWAY	9,000	36,000	300.00	8,460	30,150	256.38
SWEDEN	14,558	10,558	-27.48	20,325	13,889	-31.67
IRELAND	15,000	0	-100.00	102,975	0	-100.00
ITALY	90,394	42,852	-52.59	115,648	52,444	-54.65
SPAIN	119,000	139,249	17.02	81,113	91,339	12.61
PORTUGAL	170,000	205,314	20.77	212,676	255,585	20.18
GREECE	412,720	398,625	-3.42	398,742	330,643	-17.08
POLAND	147,681	225,000	52.36	102,974	143,289	39.15
ROMANIA	0	1,000	-	0	1,450	-
BULGARIA	0	21,499	-	0	13,450	-
UKRAINE	0	17,584	-	0	9,204	-
LITHUANIA	0	1,656	-	0	1,580	-
CROATIA	0	17,763	-	0	14,681	-
RUSSIA FEDERATION	144,020	76,999	-46.54	108,712	49,960	-54.04
-BIJI PALA & BUNGANYA DAN KAPI	15,248,578	17,142,521	12.42	49,837,382	49,645,460	-0.39
JAPAN	476,563	456,629	-4.18	3,793,737	3,512,651	-7.41

TABEL 5. PERKEMBANGAN EKSPOR INDONESIA MENURUT KOMODITI DAN NEGARA TUJUAN

JENIS BARANG	BERAT BERSIH (KG)		PERUB	NILAI FOB (US \$)		PERUB
	JAN-OKT 2008	JAN-OKT 2009	%	JAN-OKT 2008	JAN-OKT 2009	%
	(2)	(3)	(4)	(5)	(6)	(7)
HONG KONG	2,640	58,356	2,110.45	22,183	280,347	1,163.79
KOREA, REPUBLIC OF	265,820	356,941	34.28	450,573	745,618	65.48
TAIWAN	906	56,813	6,170.75	6,255	69,254	1,007.18
CHINA	47,852	52,960	10.67	96,024	68,290	-28.88
THAILAND	151,254	126,107	-16.63	782,851	723,545	-7.58
SINGAPORE	886,941	522,617	-41.08	4,871,679	3,168,297	-34.96
PHILIPPINES	63,640	70,772	11.21	201,672	238,830	18.42
MALAYSIA	773,216	706,344	-8.65	1,943,187	827,251	-57.43
MYANMAR (FORM. BURMA)	6,247	0	-100.00	21,106	0	-100.00
VIET NAM	5,841,239	7,668,198	31.28	9,949,569	12,681,840	27.46
MALDIVES	121	0	-100.00	163	0	-100.00
INDIA	948,742	1,122,430	18.31	2,965,710	2,933,193	-1.10
PAKISTAN	137,985	194,984	41.31	769,136	865,329	12.51
BANGLADESH	149,252	432,165	189.55	549,870	1,101,048	100.24
AFGHANISTAN	8,000	0	-100.00	64,000	0	-100.00
IRAN (ISLAMIC REPUBLIC OF)	0	114,000	-	0	66,767	-
SAUDI ARABIA	425	21,594	4,980.94	213	15,828	7,330.99
ISRAEL	9,987	0	-100.00	49,136	0	-100.00
KUWAIT	0	1,555	-	0	5,450	-
JORDAN	3,275	5,916	80.64	8,115	7,357	-9.34
LEBANON	0	13,499	-	0	58,675	-
YEMEN	3,146	0	-100.00	9,778	0	-100.00
UNITED ARAB EMIRATES	147,987	36,694	-75.20	435,924	52,149	-88.04
EGYPT	14,445	4,578	-68.31	51,421	4,556	-91.14
MOROCCO	105,901	87,332	-17.53	405,076	441,876	9.08
GHANA	44,998	29,998	-33.33	254,850	180,750	-29.08
NIGERIA	46,738	56,998	21.95	171,800	106,100	-38.24
BENIN	101,524	19,522	-80.77	107,119	15,576	-85.46
SOUTH AFRICA	15,000	51,200	241.33	100,500	325,040	223.42
AUSTRALIA	111,832	152,803	36.64	419,613	603,393	43.80
EAST TIMOR	0	8,367	-	0	845	-
UNITED STATES	1,141,055	1,212,548	6.27	4,266,623	4,422,386	3.65
CANADA	27,950	80,588	188.33	88,139	206,945	134.79
MEXICO	11,821	15,057	27.38	8,827	21,556	144.21
CHILE	14,168	0	-100.00	67,315	0	-100.00
ARGENTINA	275,729	247,464	-10.25	408,503	559,792	37.03
BRAZIL	31,040	62,981	102.90	145,474	134,670	-7.43
URUGUAY	0	5,000	-	0	40,000	-
DOMINICAN REPUBLIC	30,510	26,767	-12.27	120,725	71,944	-40.41
UNITED KINGDOM	2,488	4,953	99.08	10,117	9,602	-5.09
NETHERLANDS	1,418,892	1,057,352	-25.48	5,908,359	4,890,852	-17.22
FRANCE	43,862	81,023	84.72	340,344	605,484	77.90
GERMANY, FED. REP. OF	514,696	771,773	49.95	2,850,948	3,782,188	32.66
AUSTRIA	16	0	-100.00	53	0	-100.00
BELGIUM	642,300	559,476	-12.89	3,701,789	2,714,162	-26.68
SWITZERLAND	1	0	-100.00	1	0	-100.00
ITALY	398,320	290,520	-27.06	2,159,015	1,901,577	-11.92
SPAIN	142,474	114,298	-19.78	705,705	556,207	-21.18
PORTUGAL	0	29,500	-	0	113,398	-
DEMOCRATIC REPUBLIC OF THE C	8,433	0	-100.00	2,430	0	-100.00
UKRAINE	28,500	13,850	-51.40	91,370	54,464	-40.39
BOSNIA AND HERZEGOVINA	0	15,000	-	0	58,200	-
RUSSIA FEDERATION	150,647	124,999	-17.03	460,385	402,178	-12.64
-PANILI	151,613	152,550	0.62	2,084,614	1,625,836	-22.01
JAPAN	323	200	-38.08	5,887	6,865	16.61
HONG KONG	166	25	-84.94	2,110	622	-70.52
TAIWAN	45	98	117.78	1,846	210	-88.62
CHINA	1,205	3,926	225.81	28,444	54,217	90.61
SINGAPORE	570	8,780	1,440.35	5,260	102,658	1,851.67
MALAYSIA	4,014	3,318	-17.34	11,273	5,173	-54.11
TURKEY	0	183	-	0	5,576	-
AUSTRALIA	562	1,091	94.13	12,992	23,232	78.82
NEW ZEALAND	0	304	-	0	10,926	-
UNITED STATES	125,280	90,881	-27.46	1,624,963	969,412	-40.34
CANADA	1	8,999	899,800.00	2	128,790	6,439,400.00
MEXICO	50	0	-100.00	200	0	-100.00
DOMINICA	470	360	-23.40	13,764	8,693	-36.84
UNITED KINGDOM	2,955	1,274	-56.89	71,237	29,471	-58.63
NETHERLANDS	11,000	29,687	169.88	225,500	218,707	-3.01
FRANCE	400	0	-100.00	3,300	0	-100.00
GERMANY, FED. REP. OF	4,572	3,285	-28.15	77,836	57,603	-25.99
BELGIUM	0	36	-	0	76	-
SWITZERLAND	0	103	-	0	3,605	-

TABEL 5. PERKEMBANGAN EKSPOR INDONESIA MENURUT KOMODITI DAN NEGARA TUJUAN

JENIS BARANG	BERAT BERSIH (KG)		PERUB	NILAI FOB (US \$)		PERUB
	JAN-OKT 2008	JAN-OKT 2009	%	JAN-OKT 2008	JAN-OKT 2009	%
(1)	(2)	(3)	(4)	(5)	(6)	(7)
-LAINNYA	18,048,294	14,103,203	-21.86	19,369,367	15,423,389	-20.37
JAPAN	326,493	428,097	31.12	432,371	806,403	86.51
HONG KONG	37,751	34,249	-9.28	162,339	191,183	17.77
KOREA, REPUBLIC OF	23,864	3,676	-84.60	38,038	9,821	-74.18
TAIWAN	118,915	297,028	149.78	405,250	535,303	32.09
CHINA	160,946	35,582	-77.89	31,742	11,106	-65.01
THAILAND	62,914	46,405	-26.24	179,263	151,201	-15.65
SINGAPORE	1,078,213	788,200	-26.90	1,164,227	432,510	-62.85
PHILIPPINES	64,995	396	-99.39	24,107	1,299	-94.61
MALAYSIA	2,315,700	869,815	-62.44	1,769,577	1,078,306	-39.06
MYANMAR (FORM. BURMA)	6,738	12,000	78.09	22,763	4,420	-80.58
BRUNEI DARUSSALAM	29,574	5,840	-80.25	59,098	7,683	-87.00
NEPAL	45,558	0	-100.00	51,066	0	-100.00
VIET NAM	1,322,901	1,479,400	11.83	1,552,993	1,883,128	21.26
MALDIVES	21	0	-100.00	86	0	-100.00
INDIA	2,032,588	2,549,832	25.45	3,485,572	3,138,535	-9.96
PAKISTAN	473,231	115,667	-75.56	236,869	79,882	-66.28
BANGLADESH	6,821,125	5,142,350	-24.61	2,680,236	2,252,347	-15.96
IRAN (ISLAMIC REPUBLIC OF)	0	38,999	-	0	180,601	-
SAUDI ARABIA	638,468	446,853	-30.01	1,122,360	813,142	-27.55
ISRAEL	10,000	36,350	263.50	2,300	13,965	507.17
KUWAIT	0	6,492	-	0	22,753	-
JORDAN	61,301	54,825	-10.56	41,177	20,293	-50.72
YEMEN	18,114	2,000	-88.96	53,325	3,500	-93.44
SYRIA ARAB REPUBLIC	269,550	101,564	-62.32	82,342	39,448	-52.09
UNITED ARAB EMIRATES	372,022	143,712	-61.37	246,505	174,470	-29.22
BAHRAIN	8,000	0	-100.00	1,200	0	-100.00
EGYPT	283,291	50,388	-82.21	168,187	37,156	-77.91
MOROCCO	0	32,767	-	0	52,460	-
ALGERIA	0	9,176	-	0	11,500	-
TANZANIA, UNITED REPUBLIC OF	45	0	-100.00	10	0	-100.00
TOGO	24,143	0	-100.00	86,195	0	-100.00
BENIN	0	6,488	-	0	2,441	-
SOUTH AFRICA	66,520	15,920	-76.07	22,338	7,120	-68.13
AUSTRALIA	60,667	122,892	102.57	221,835	250,888	13.10
NEW ZEALAND	9,043	4,511	-50.12	69,835	28,033	-59.86
MICRONESIA, FEDERATED STATES	94	0	-100.00	154	0	-100.00
EAST TIMOR	0	1,879	-	0	366	-
UNITED STATES	622,415	466,655	-25.03	2,622,058	1,298,500	-50.48
CANADA	12,092	8,779	-27.40	13,112	2,354	-82.05
MEXICO	4,178	3,185	-23.77	3,120	3,930	25.96
ARGENTINA	530	1,383	160.94	1,023	3,643	256.11
BRAZIL	70,643	24,908	-64.74	272,806	133,227	-51.16
UNITED KINGDOM	39,699	30,096	-24.19	152,980	22,171	-85.51
NETHERLANDS	275,172	251,263	-8.69	395,838	402,074	1.58
FRANCE	123,399	159,554	29.30	976,280	1,015,669	4.03
GERMANY, FED. REP. OF	38,299	22,650	-40.86	49,419	62,417	26.30
AUSTRIA	143	0	-100.00	453	0	-100.00
BELGIUM	27,681	238,373	761.14	27,384	225,644	724.00
SWITZERLAND	809	694	-14.22	2,838	1,978	-30.30
ITALY	319	1,023	220.69	1,025	3,852	275.80
SPAIN	46,521	0	-100.00	376,688	0	-100.00
PORTUGAL	1,441	288	-80.01	3,013	515	-82.91
GREECE	3	0	-100.00	9	0	-100.00
POLAND	11,533	0	-100.00	5,353	0	-100.00
UKRAINE	25,950	10,114	-61.03	50,296	5,792	-88.48
LATVIA	4,674	0	-100.00	2,283	0	-100.00
CROATIA	8	0	-100.00	29	0	-100.00
CZECH REPUBLIC	0	885	-	0	360	-
TEBAKAU	23,866,114	27,947,300	17.10	56,094,632	79,004,913	40.84
JAPAN	70,380	59,190	-15.90	141,595	121,194	-14.41
KOREA, REPUBLIC OF	0	97,200	-	0	68,040	-
TAIWAN	25,000	207,000	728.00	1,000	4,910	391.00
CHINA	343,855	501,097	45.73	2,172,382	2,772,405	27.62
SINGAPORE	6,068	279,792	4,510.94	6,595	1,253,329	18,904.23
PHILIPPINES	1,511,251	1,105,068	-26.88	3,068,456	2,269,218	-26.05
MALAYSIA	1,154,661	2,377,337	105.89	2,992,450	10,007,948	234.44
CAMBODIA	13,920	275,400	1,878.45	31,416	748,188	2,281.55
VIET NAM	419,402	9,999	-97.62	377,524	10,250	-97.28
SRI LANKA	368,260	277,463	-24.66	5,613,041	4,743,122	-15.50
YEMEN	9	0	-100.00	60	0	-100.00
UNITED ARAB EMIRATES	267,000	0	-100.00	620,010	0	-100.00

TABEL 5. PERKEMBANGAN EKSPOR INDONESIA MENURUT KOMODITI DAN NEGARA TUJUAN

JENIS BARANG	BERAT BERSIH (KG)		PERUB	NILAI FOB (US \$)		PERUB
	JAN-OKT 2008	JAN-OKT 2009	%	JAN-OKT 2008	JAN-OKT 2009	%
	(1)	(2)	(3)	(4)	(5)	(6)
EGYPT	1,834,575	2,669,375	45.50	3,557,806	5,549,304	55.98
MOROCCO	0	71,280	-	0	74,844	-
TUNISIA	319,800	344,800	7.82	609,696	1,110,170	82.09
ALGERIA	0	165,000	-	0	294,075	-
CAMEROON	0	34,560	-	0	13,133	-
SENEGAL	0	50,014	-	0	64,522	-
MAURITANIA	0	20,000	-	0	75,600	-
GAMBIA	0	10,000	-	0	24,800	-
SOUTH AFRICA	437,199	636,162	45.51	956,262	1,807,899	89.06
AUSTRALIA	116,400	185,245	59.15	563,724	404,190	-28.30
SAINT VINCENT AND THE GRENAD	0	18,000	-	0	11,700	-
EAST TIMOR	0	37,058	-	0	7,766	-
UNITED STATES	4,600,924	4,122,549	-10.40	5,970,045	6,709,912	12.39
HONDURAS	118,629	41,073	-65.38	624,553	365,542	-41.47
NICARAGUA	281,240	359,668	27.89	1,043,345	2,488,171	138.48
CHILE	0	96,000	-	0	33,600	-
BRAZIL	2,405	0	-100.00	1,567	0	-100.00
PARAGUAY	136,620	200,000	46.39	351,987	292,400	-16.93
PUERTO RICO	486,337	540,004	11.03	974,380	1,646,276	68.96
DOMINICAN REPUBLIC	329,957	318,660	-3.42	2,566,824	3,312,105	29.04
EL SALVADOR	0	9,000	-	0	71,211	-
UNITED KINGDOM	481,177	99,000	-79.43	935,959	282,328	-69.84
NETHERLANDS	655,663	1,470,771	124.32	1,889,063	4,188,752	121.74
FRANCE	316,551	567,415	79.25	719,198	1,449,076	101.48
GERMANY, FED. REP. OF	759,860	1,089,330	43.36	4,520,367	5,014,876	10.94
BELGIUM	4,146,350	4,717,064	13.76	11,414,331	13,401,197	17.41
SWITZERLAND	63,450	135,714	113.89	249,319	542,883	117.75
DENMARK	0	195,963	-	0	630,864	-
IRELAND	19,800	374,100	1,789.39	65,340	1,279,776	1,858.64
ITALY	72,377	672,485	829.14	166,218	1,754,145	955.33
SPAIN	332,256	245,084	-26.24	711,329	1,031,374	44.99
GREECE	0	99,000	-	0	25,800	-
POLAND	0	158,400	-	0	228,560	-
BELARUS	0	256,781	-	0	372,723	-
UKRAINE	308,160	171,159	-44.46	319,797	282,777	-11.58
LITHUANIA	139,979	80,307	-42.63	117,802	70,268	-40.35
LATVIA	60,000	0	-100.00	43,200	0	-100.00
RUSSIA FEDERATION	3,666,599	2,496,733	-31.91	2,697,991	2,093,690	-22.40
BIJI COKLAT	301,406,225	342,614,974	13.67	683,472,183	815,724,884	19.35
JAPAN	455,975	860,248	88.66	1,321,918	2,397,754	81.38
HONG KONG	18,000	0	-100.00	2,376	0	-100.00
KOREA, REPUBLIC OF	3	0	-100.00	17	0	-100.00
TAIWAN	1,258	0	-100.00	2,387	0	-100.00
CHINA	14,039,535	5,283,580	-62.37	31,587,409	11,569,110	-63.37
THAILAND	6,612,476	6,292,962	-4.83	13,734,346	14,791,602	7.70
SINGAPORE	33,387,642	46,704,975	39.89	78,947,888	111,659,478	41.43
PHILIPPINES	6,651	0	-100.00	1,305	0	-100.00
MALAYSIA	185,140,709	151,624,731	-18.10	413,611,164	362,522,836	-12.35
INDIA	650,000	1,199,999	84.62	1,341,274	2,617,200	95.13
SRI LANKA	60,000	0	-100.00	176,500	0	-100.00
TURKEY	0	12	-	0	24	-
UNITED ARAB EMIRATES	1	0	-100.00	1	0	-100.00
SUDAN	0	75,000	-	0	180,450	-
MAURITIUS	0	3,000,000	-	0	6,450,000	-
AUSTRALIA	0	1,013	-	0	3,000	-
SAMOA	0	3,600	-	0	9,720	-
UNITED STATES	28,458,868	82,613,684	190.29	70,030,299	195,964,310	179.83
CANADA	11,250,000	5,200,000	-53.78	22,650,595	12,785,609	-43.55
MEXICO	25,000	1,199,999	4,700.00	54,165	2,884,041	5,224.55
BRAZIL	20,417,590	32,396,993	58.67	47,694,235	76,284,939	59.95
COSTA RICA	16,000	16,000	0.00	11,840	14,310	20.86
UNITED KINGDOM	500	0	-100.00	32	0	-100.00
NETHERLANDS	214,571	2,426,985	1,031.09	736,580	5,743,914	679.81
FRANCE	61,706	0	-100.00	101,882	0	-100.00
GERMANY, FED. REP. OF	450,704	3,339,875	641.04	1,353,339	8,828,993	552.39
BELGIUM	0	50,000	-	0	201,895	-
SWITZERLAND	0	200,000	-	0	473,800	-
DENMARK	4	0	-100.00	11	0	-100.00
SWEDEN	0	41	-	0	186	-
ITALY	32	50,000	156,150.00	112	113,725	101,440.18
SPAIN	139,000	74,999	-46.04	112,508	227,875	102.54
CZECH REPUBLIC	0	278	-	0	113	-

TABEL 5. PERKEMBANGAN EKSPOR INDONESIA MENURUT KOMODITI DAN NEGARA TUJUAN

JENIS BARANG	BERAT BERSIH (KG)		PERUB	NILAI FOB (US \$)		PERUB
	JAN-OKT 2008	JAN-OKT 2009	%	JAN-OKT 2008	JAN-OKT 2009	%
	(1)	(2)	(3)	(4)	(5)	(6)
-IKAN TONGKOL/TUNA	68,622,665	64,568,395	-5.91	140,537,840	134,533,983	-4.27
JAPAN	13,473,464	17,241,888	27.97	56,283,634	67,622,714	20.15
HONG KONG	2,558,594	1,144,288	-55.28	3,284,471	1,741,676	-46.97
KOREA, REPUBLIC OF	1,211,757	692,817	-42.83	2,377,394	1,279,283	-46.19
TAIWAN	2,533,970	3,854,610	52.12	3,117,859	3,923,716	25.85
CHINA	5,596,216	3,775,609	-32.53	3,335,217	2,212,440	-33.66
THAILAND	25,424,053	21,063,621	-17.15	32,855,591	16,391,617	-50.11
SINGAPORE	1,557,375	1,485,379	-4.62	3,646,588	3,412,277	-6.43
PHILIPPINES	478,296	131,586	-72.49	314,279	112,123	-64.32
MALAYSIA	749,874	570,055	-23.98	1,374,623	712,979	-48.13
VIET NAM	6,810,570	4,447,612	-34.70	6,086,924	6,250,172	2.68
SRI LANKA	158,642	232,441	46.52	312,982	222,779	-28.82
IRAN (ISLAMIC REPUBLIC OF)	199,665	1,169,568	485.77	307,174	1,291,320	320.39
SAUDI ARABIA	0	15,912	-	0	59,500	-
ISRAEL	292,567	298,923	2.17	645,306	456,436	-29.27
KUWAIT	2,649	3,339	26.05	21,829	13,810	-36.74
JORDAN	1,171	1,600	36.64	12,770	18,800	47.22
LEBANON	13,042	21,347	63.68	48,413	72,938	50.66
YEMEN	0	182,208	-	0	507,400	-
OMAN	52,000	0	-100.00	57,450	0	-100.00
SYRIA ARAB REPUBLIC	0	75,480	-	0	229,500	-
UNITED ARAB EMIRATES	64,369	129,372	100.98	189,859	372,111	95.99
QATAR	0	400	-	0	3,240	-
BAHRAIN	0	800	-	0	8,000	-
EGYPT	677,739	948,000	39.88	665,794	782,512	17.53
LIBYAN ARAB JAMAHIRIYA	0	315,000	-	0	1,248,930	-
TUNISIA	0	350,127	-	0	401,039	-
REUNION	12,000	0	-100.00	54,960	0	-100.00
SOUTH AFRICA	260,000	7	-100.00	372,840	10	-100.00
MAURITIUS	127,034	111,802	-11.99	361,051	202,033	-44.04
AUSTRALIA	115,824	120,482	4.02	452,790	357,443	-21.06
NEW ZEALAND	103,229	121,004	17.22	231,997	158,868	-31.52
AMERICAN SAMOA	271,864	0	-100.00	149,687	0	-100.00
EAST TIMOR	0	3,588	-	0	6,341	-
UNITED STATES	4,296,942	4,799,043	11.69	19,588,524	20,742,894	5.89
CANADA	129,823	37,437	-71.16	844,049	77,275	-90.84
MEXICO	212,059	76,601	-63.88	1,249,546	619,309	-50.44
PANAMA	0	28,000	-	0	20,200	-
PERU	0	51,405	-	0	75,016	-
PUERTO RICO	0	14,257	-	0	77,421	-
DOMINICAN REPUBLIC	0	42,928	-	0	70,189	-
UNITED KINGDOM	13,484	102,106	657.24	44,380	860,558	1,839.07
NETHERLANDS	379,568	108,755	-71.35	245,677	168,994	-31.21
FRANCE	31,406	8,866	-71.77	94,507	30,020	-68.24
GERMANY, FED. REP. OF	34,859	57,615	65.28	263,065	111,069	-57.78
AUSTRIA	11,691	48,365	313.69	11,691	48,365	313.69
BELGIUM	178,902	100,145	-44.02	396,344	465,981	17.57
SWITZERLAND	9	1,210	13,344.44	20	5,738	28,590.00
FINLAND	16,080	45,359	182.08	207,774	135,180	-34.94
ITALY	281,292	58,990	-79.03	501,390	148,875	-70.31
SPAIN	0	300,000	-	0	458,960	-
PORTUGAL	7,400	0	-100.00	13,780	0	-100.00
GREECE	21,960	0	-100.00	42,608	0	-100.00
POLAND	0	450	-	0	4,500	-
UKRAINE	50,744	10,886	-78.55	50,589	32,514	-35.73
SLOVENIA	0	50,291	-	0	50,291	-
RUSSIA FEDERATION	210,482	116,821	-44.50	422,414	258,627	-38.77
-UBUR-UBUR	6,876,797	4,284,090	-37.70	12,900,694	8,436,309	-34.61
JAPAN	1,574,542	1,362,112	-13.49	4,031,740	3,037,106	-24.67
HONG KONG	161,366	132,991	-17.58	547,629	416,833	-23.88
KOREA, DEMOCRATIC PEOPLE'S R	0	15,000	-	0	28,200	-
KOREA, REPUBLIC OF	538,285	848,995	57.72	1,035,996	1,515,749	46.31
TAIWAN	769,496	623,929	-18.92	1,106,514	918,615	-16.98
CHINA	254,966	117,410	-53.95	157,454	137,060	-12.95
MACAU	338	0	-100.00	1,058	0	-100.00
THAILAND	225,442	800	-99.65	371,667	3,610	-99.03
SINGAPORE	90,808	22,158	-75.60	121,160	62,278	-48.60
MALAYSIA	250,830	59,640	-76.22	181,628	94,925	-47.74
VIET NAM	663,113	168,549	-74.58	420,924	166,034	-60.55
INDIA	5,000	0	-100.00	2,000	0	-100.00
IRAN (ISLAMIC REPUBLIC OF)	370	191	-48.38	1,317	4,077	209.57
SAUDI ARABIA	0	8,500	-	0	2,848	-
ISRAEL	6,816	1,545	-77.33	25,241	841	-96.67

TABEL 5. PERKEMBANGAN EKSPOR INDONESIA MENURUT KOMODITI DAN NEGARA TUJUAN

JENIS BARANG	BERAT BERSIH (KG)		PERUB	NILAI FOB (US \$)		PERUB
	JAN-OKT 2008	JAN-OKT 2009	%	JAN-OKT 2008	JAN-OKT 2009	%
	(1)	(2)	(3)	(4)	(5)	(6)
KUWAIT	1,656	0	-100.00	2,859	0	-100.00
JORDAN	1,564	327	-79.09	3,531	802	-77.29
LEBANON	133	0	-100.00	659	0	-100.00
SYRIA ARAB REPUBLIC	183	0	-100.00	1,040	0	-100.00
TURKEY	2,935	0	-100.00	4,502	0	-100.00
UNITED ARAB EMIRATES	2,191	2,713	23.82	1,739	5,801	233.58
CYPRUS	38	0	-100.00	378	0	-100.00
SOUTH AFRICA	160,384	107,495	-32.98	487,865	353,867	-27.47
MAURITIUS	129	255	97.67	775	1,393	79.74
AUSTRALIA	10,706	4,373	-59.15	42,836	16,905	-60.54
NEW ZEALAND	320	615	92.19	1,109	639	-42.38
UNITED STATES	1,044,096	227,826	-78.18	2,327,020	520,661	-77.63
CANADA	345,143	339,642	-1.59	792,991	802,774	1.23
VENEZUELA	117	0	-100.00	200	0	-100.00
ARGENTINA	786	174	-77.86	2,200	1,330	-39.55
BRAZIL	2,642	456	-82.74	1,629	1,506	-7.55
PERU	314	0	-100.00	722	0	-100.00
DOMINICA	68	0	-100.00	879	0	-100.00
UNITED KINGDOM	97,828	44,228	-54.79	126,194	41,510	-67.11
NETHERLANDS	66,607	18,497	-72.23	108,023	22,882	-78.82
FRANCE	287,180	51,969	-81.90	556,212	48,904	-91.21
GERMANY, FED. REP. OF	119,837	36,628	-69.44	130,398	44,254	-66.06
AUSTRIA	5,789	2,011	-65.26	10,196	5,116	-49.82
BELGIUM	48,919	41,739	-14.68	125,408	93,404	-25.52
SWITZERLAND	3,324	1,718	-48.32	5,080	3,321	-34.63
DENMARK	8,068	279	-96.54	4,537	748	-83.51
NORWAY	781	85	-89.12	1,132	304	-73.14
SWEDEN	6,038	423	-92.99	7,227	1,292	-82.12
FINLAND	0	238	-	0	289	-
IRELAND	0	443	-	0	1,509	-
ITALY	66,360	24,221	-63.50	87,728	60,258	-31.31
SPAIN	6,387	1,116	-82.53	6,519	1,545	-76.30
PORTUGAL	3,358	316	-90.59	3,375	1,455	-56.89
ICELAND	0	34	-	0	119	-
GREECE	2,576	2,408	-6.52	5,744	2,671	-53.50
HUNGARY	3,498	498	-85.76	5,892	1,039	-82.37
POLAND	5,978	4,732	-20.84	5,381	5,002	-7.04
ROMANIA	410	0	-100.00	856	0	-100.00
BULGARIA	32	114	256.25	210	488	132.38
UKRAINE	1,681	0	-100.00	2,311	0	-100.00
LITHUANIA	2,552	57	-97.77	3,168	197	-93.78
ESTONIA	619	0	-100.00	768	0	-100.00
CROATIA	108	0	-100.00	1,335	0	-100.00
MALTA	27	0	-100.00	194	0	-100.00
CZECH REPUBLIC	3,616	2,647	-26.80	6,474	1,966	-69.63
RUSSIA FEDERATION	20,447	3,993	-80.47	19,070	4,182	-78.07
-KEPITING, KERANG-KERANGAN	42,195,176	40,051,138	-5.08	154,723,769	102,203,095	-33.94
JAPAN	1,079,885	962,712	-10.85	3,622,985	4,060,863	12.09
HONG KONG	3,992,567	3,185,902	-20.20	9,911,739	6,364,648	-35.79
KOREA, REPUBLIC OF	2,858,889	1,679,700	-41.25	7,367,569	5,090,966	-30.90
TAIWAN	2,167,114	4,706,544	117.18	4,147,772	6,399,511	54.29
CHINA	2,775,084	6,852,605	146.93	3,940,086	4,828,009	22.54
MACAU	8,514	10,018	17.67	8,608	10,322	19.91
THAILAND	911,674	2,607,507	186.01	1,647,767	2,203,974	33.76
SINGAPORE	2,913,161	2,361,828	-18.93	6,157,091	6,033,567	-2.01
PHILIPPINES	1,422	7,116	400.42	32,793	46,458	41.67
MALAYSIA	3,265,032	2,440,546	-25.25	6,595,997	3,017,763	-54.25
VIET NAM	6,713,792	2,093,081	-68.82	5,642,849	2,047,625	-63.71
INDIA	511,687	228,410	-55.36	1,021,915	273,137	-73.27
SRI LANKA	55,020	92,500	68.12	32,557	12,950	-60.22
IRAN (ISLAMIC REPUBLIC OF)	0	6,910	-	0	34,041	-
SAUDI ARABIA	27,800	0	-100.00	37,594	0	-100.00
ISRAEL	91	0	-100.00	530	0	-100.00
KUWAIT	0	50	-	0	600	-
LEBANON	0	33,651	-	0	114,528	-
TURKEY	34,029	250,663	636.62	45,580	371,482	715.01
UNITED ARAB EMIRATES	9,012	10,000	10.96	16,410	18,100	10.30
CYPRUS	88,399	202,399	128.96	226,128	560,888	148.04
EGYPT	160,823	104,815	-34.83	230,210	132,911	-42.27
GHANA	0	718	-	0	1,391	-
GAMBIA	31,680	0	-100.00	30,096	0	-100.00
SOUTH AFRICA	16,105	9,083	-43.60	31,300	12,070	-61.44
MAURITIUS	48,889	209,824	329.18	130,759	449,670	243.89

TABEL 5. PERKEMBANGAN EKSPOR INDONESIA MENURUT KOMODITI DAN NEGARA TUJUAN

JENIS BARANG	BERAT BERSIH (KG)		PERUB	NILAI FOB (US \$)		PERUB
	JAN-OKT 2008	JAN-OKT 2009	%	JAN-OKT 2008	JAN-OKT 2009	%
	(1)	(2)	(3)	(4)	(5)	(6)
AUSTRALIA	215,898	356,669	65.20	1,160,523	1,322,791	13.98
NEW ZEALAND	45	0	-100.00	222	0	-100.00
UNITED STATES	5,900,917	4,533,354	-23.18	77,783,769	39,835,010	-48.79
CANADA	182,782	248,858	36.15	1,126,211	1,175,633	4.39
MEXICO	162,803	226,996	39.43	375,500	436,842	16.34
HONDURAS	0	10,886	-	0	23,400	-
PANAMA	100,174	80,238	-19.90	318,593	277,445	-12.92
VENEZUELA	15	0	-100.00	6	0	-100.00
URUGUAY	0	27,976	-	0	12,589	-
PUERTO RICO	190,837	409,004	114.32	688,918	1,439,640	108.97
DOMINICAN REPUBLIC	7,715	9,302	20.57	47,978	31,864	-33.59
MARTINIQUE	10,431	8,140	-21.96	24,248	13,884	-42.74
GUADELOUPE	0	15,000	-	0	26,200	-
UNITED KINGDOM	103,134	41,185	-60.07	1,772,773	288,630	-83.72
NETHERLANDS	232,920	99,698	-57.20	1,566,472	746,263	-52.36
FRANCE	77,502	121,222	56.41	140,648	312,104	121.90
GERMANY, FED. REP. OF	53,330	167,449	213.99	151,567	429,193	183.17
AUSTRIA	325	8	-97.54	720	33	-95.42
BELGIUM	126,265	112,648	-10.78	287,944	426,424	48.09
SWITZERLAND	2,535	5,752	126.90	2,495	19,707	689.86
DENMARK	15	864	5,660.00	15	1,049	6,893.33
NORWAY	0	144	-	0	63	-
SWEDEN	43	105	144.19	250	38	-84.80
ITALY	5,832,798	4,802,249	-17.67	14,748,018	11,591,696	-21.40
SPAIN	551,612	51,815	-90.61	1,525,562	119,645	-92.16
PORTUGAL	378,743	401,021	5.88	1,038,861	865,479	-16.69
GREECE	283,061	69,210	-75.55	782,059	139,491	-82.16
ALBANIA	0	26,480	-	0	88,075	-
CROATIA	18,278	112,105	513.33	53,491	330,342	517.57
MALTA	9,602	52,517	446.94	23,775	146,921	517.96
RUSSIA FEDERATION	82,727	3,661	-95.57	224,816	17,170	-92.36
-BEKICOT	2,702,213	2,143,816	-20.66	8,036,024	5,336,681	-33.59
JAPAN	0	2,046	-	0	2,146	-
HONG KONG	969,146	400,117	-58.71	5,005,363	2,065,095	-58.74
KOREA, REPUBLIC OF	41,861	46,276	10.55	109,144	128,637	17.86
TAIWAN	1,014,036	777,264	-23.35	1,219,832	946,262	-22.43
CHINA	1,530	3,500	128.76	6,120	3,500	-42.81
MACAU	5,098	1,290	-74.70	5,158	1,290	-74.99
THAILAND	9,160	81,048	784.80	7,610	43,352	469.67
SINGAPORE	90,959	218,477	140.19	244,107	473,787	94.09
MALAYSIA	38,219	74,926	96.04	24,081	49,408	105.17
VIET NAM	0	240	-	0	720	-
GHANA	0	2,376	-	0	4,600	-
SOUTH AFRICA	142,696	100,340	-29.68	382,968	290,370	-24.18
AUSTRALIA	0	42	-	0	127	-
UNITED STATES	44,095	14,468	-67.19	128,085	45,034	-64.84
CANADA	240,852	218,781	-9.16	538,302	595,572	10.64
MEXICO	9,569	0	-100.00	24,700	0	-100.00
NETHERLANDS	0	19,447	-	0	67,025	-
FRANCE	70,994	183,163	158.00	253,854	619,723	144.13
BELGIUM	23,998	0	-100.00	86,700	0	-100.00
GREECE	0	15	-	0	33	-
-IKAN LAINNYA	178,270,695	220,199,043	23.52	257,629,416	260,708,392	1.20
JAPAN	11,853,219	14,688,317	23.92	39,195,541	38,294,794	-2.30
HONG KONG	7,505,565	7,419,653	-1.14	23,491,214	29,798,758	26.85
KOREA, REPUBLIC OF	8,527,957	8,769,953	2.84	13,419,344	13,331,313	-0.66
TAIWAN	11,006,738	8,987,226	-18.35	8,814,505	11,792,474	33.78
CHINA	18,375,230	65,780,922	257.99	15,205,032	27,477,542	80.71
MACAU	5,146	2,225	-56.76	14,967	3,972	-73.46
THAILAND	31,467,898	27,714,293	-11.93	36,604,930	19,809,436	-45.88
SINGAPORE	23,631,420	24,093,091	1.95	34,044,457	33,783,080	-0.77
PHILIPPINES	3,066,522	668,437	-78.20	1,575,179	1,418,510	-9.95
MALAYSIA	25,879,153	28,633,849	10.64	23,227,586	27,137,266	16.83
CAMBODIA	70	641	815.71	6,000	11,532	92.20
BRUNEI DARUSSALAM	1,361	16,595	1,119.32	19,930	47,297	137.32
VIET NAM	18,096,592	13,761,286	-23.96	15,014,633	13,596,584	-9.44
INDIA	53,881	27,220	-49.48	78,803	102,901	30.58
PAKISTAN	113	286	153.10	120	1,266	955.00
BANGLADESH	3	15,610	520,233.33	7,000	4,671	-33.27
SRI LANKA	355,111	1,640,412	361.94	572,132	2,557,952	347.09
IRAN (ISLAMIC REPUBLIC OF)	265,218	400,358	50.95	415,659	575,966	38.57
SAUDI ARABIA	445,216	233,783	-47.49	691,117	185,523	-73.16

TABEL 5. PERKEMBANGAN EKSPOR INDONESIA MENURUT KOMODITI DAN NEGARA TUJUAN

JENIS BARANG	BERAT BERSIH (KG)		PERUB	NILAI FOB (US \$)		PERUB
	JAN-OKT 2008	JAN-OKT 2009	%	JAN-OKT 2008	JAN-OKT 2009	%
	(1)	(2)	(3)	(4)	(5)	(6)
ISRAEL	726,242	571,150	-21.36	1,861,630	1,354,190	-27.26
KUWAIT	26,029	2,067	-92.06	40,850	13,685	-66.50
JORDAN	24,922	4,006	-83.93	33,614	12,755	-62.05
LEBANON	114,733	22,553	-80.34	110,177	18,381	-83.32
SYRIA ARAB REPUBLIC	35,932	12,431	-65.40	47,187	27,361	-42.02
TURKEY	29	147,254	507,672.41	400	102,413	25,503.25
UNITED ARAB EMIRATES	432,093	344,184	-20.34	811,691	665,777	-17.98
QATAR	1,560	354	-77.31	22,143	4,680	-78.86
BAHRAIN	193	73	-62.18	835	663	-20.60
CYPRUS	2,478	886	-64.25	10,165	1,733	-82.95
EGYPT	631,390	1,006,196	59.36	638,352	902,300	41.35
LIBYAN ARAB JAMAHIRIYA	559	0	-100.00	1,948	0	-100.00
MOROCCO	238	160	-32.77	1,744	320	-81.65
TUNISIA	25,000	785,007	3,040.03	34,800	885,724	2,445.18
ALGERIA	123,321	72,726	-41.03	183,997	86,065	-53.22
NAMIBIA	0	951,740	-	0	1,041,936	-
TANZANIA, UNITED REPUBLIC OF	15,500	0	-100.00	19,200	0	-100.00
KENYA	0	40	-	0	683	-
REUNION	67,200	74,239	10.47	323,040	315,154	-2.44
MOZAMBIQUE	394,837	804,376	103.72	534,353	1,035,497	93.79
TOGO	31,310	0	-100.00	36,764	0	-100.00
GHANA	1,397,700	429,428	-69.28	1,401,978	506,670	-63.86
ANGOLA	0	138,098	-	0	141,000	-
CONGO	15,500	30,999	99.99	18,000	42,545	136.36
NIGERIA	31,000	0	-100.00	25,600	0	-100.00
SIERRA LEONE	0	21,000	-	0	19,000	-
BENIN	15,500	0	-100.00	18,200	0	-100.00
SOUTH AFRICA	73,830	13,018	-82.37	103,885	23,176	-77.69
MAURITIUS	318,767	463,602	45.44	439,656	813,785	85.10
AUSTRALIA	1,384,470	1,239,410	-10.48	3,465,604	2,433,096	-29.79
NEW ZEALAND	78,635	110,996	41.15	139,345	174,671	25.35
MICRONESIA, FEDERATED STATES	27,000	3,258	-87.93	5,400	2,280	-57.78
GUAM	0	61,998	-	0	115,200	-
NEW CALEDONIA	27,790	675	-97.57	33,102	3,162	-90.45
AMERICAN SAMOA	394,314	331,159	-16.02	290,738	276,941	-4.75
FIJI	35,034	89,878	156.55	37,345	90,667	142.78
KIRIBATI	0	4,252	-	0	6,761	-
SAMOA	762,903	352,425	-53.80	896,577	350,465	-60.91
SOLOMON ISLANDS	25,000	0	-100.00	35,200	0	-100.00
TONGA	74,380	0	-100.00	91,697	0	-100.00
TUVALU	0	166	-	0	438	-
EAST TIMOR	0	69	-	0	170	-
UNITED STATES	4,254,883	3,378,487	-20.60	16,472,050	12,686,416	-22.98
CANADA	102,308	130,730	27.78	529,028	565,933	6.98
MEXICO	453,260	509,329	12.37	2,393,121	2,598,478	8.58
GUATEMALA	0	96,692	-	0	143,819	-
PANAMA	180,938	301,263	66.50	254,437	392,995	54.46
SURINAME	68	186,160	273,664.71	128	152,242	118,839.06
VENEZUELA	668	152	-77.25	2,859	719	-74.85
ARGENTINA	965	41,471	4,197.51	9,003	109,543	1,116.74
BRAZIL	4,703	1,236	-73.72	3,579	1,164	-67.48
COLOMBIA	0	25,000	-	0	33,875	-
URUGUAY	239,989	183,560	-23.51	183,172	184,619	0.79
PARAGUAY	300	0	-100.00	2,233	0	-100.00
PERU	911	25,522	2,701.54	2,308	33,966	1,371.66
TRINIDAD AND TOBAGO	0	81,000	-	0	92,100	-
PUERTO RICO	373,618	182,411	-51.18	1,926,314	875,751	-54.54
DOMINICAN REPUBLIC	194,285	255,140	31.32	791,112	696,974	-11.90
FRENCH POLYNESIA	143,606	112,000	-22.01	94,101	76,160	-19.07
MARTINIQUE	8,838	48,628	450.21	20,546	47,202	129.74
NETHERLANDS ANTILLES	375	0	-100.00	3,000	0	-100.00
GUADELOUPE	17,999	0	-100.00	50,000	0	-100.00
UNITED KINGDOM	446,785	628,609	40.70	980,807	1,868,048	90.46
NETHERLANDS	496,186	715,927	44.29	835,458	1,413,375	69.17
FRANCE	375,339	461,815	23.04	784,205	1,076,649	37.29
GERMANY, FED. REP. OF	123,480	142,409	15.33	633,948	1,080,924	70.51
AUSTRIA	5,760	20,230	251.22	34,716	76,357	119.95
BELGIUM	488,133	341,673	-30.00	2,066,221	1,123,422	-45.63
SWITZERLAND	6,781	23,238	242.69	34,448	141,088	309.57
DENMARK	40,835	27,130	-33.56	70,710	64,926	-8.18
NORWAY	5,404	6,567	21.52	10,863	8,236	-24.18
SWEDEN	11,582	10,190	-12.02	128,518	124,653	-3.01
FINLAND	0	385	-	0	476	-
IRELAND	1,429	1,149	-19.59	5,713	3,130	-45.21

TABEL 5. PERKEMBANGAN EKSPOR INDONESIA MENURUT KOMODITI DAN NEGARA TUJUAN

JENIS BARANG	BERAT BERSIH (KG)		PERUB	NILAI FOB (US \$)		PERUB
	JAN-OKT 2008	JAN-OKT 2009	%	JAN-OKT 2008	JAN-OKT 2009	%
	(1)	(2)	(3)	(4)	(5)	(6)
ITALY	292,432	286,978	-1.87	977,874	907,388	-7.21
SPAIN	116,945	51,482	-55.98	283,868	215,779	-23.99
PORTUGAL	6,868	15,167	120.84	17,875	60,894	240.67
GREECE	40,841	67,031	64.13	113,288	96,492	-14.83
DEMOCRATIC REPUBLIC OF THE C	433,479	93,000	-78.55	464,109	117,000	-74.79
HUNGARY	7,695	4,279	-44.39	19,117	10,005	-47.66
POLAND	27,125	26,159	-3.56	191,097	170,739	-10.65
ROMANIA	1,896	2,874	51.58	3,722	5,190	39.44
BULGARIA	56	42	-25.00	420	430	2.38
YUGOSLAVIA	24	301	1,154.17	514	166	-67.70
UKRAINE	259,384	343,742	32.52	313,062	425,696	35.98
LITHUANIA	96,374	423	-99.56	163,351	786	-99.52
ESTONIA	37,115	100	-99.73	194,850	168	-99.91
GEORGIA	387	0	-100.00	339	0	-100.00
CROATIA	79	0	-100.00	1,451	0	-100.00
MALTA	63,114	12,853	-79.64	139,258	14,732	-89.42
SLOVAKIA	0	1,190	-	0	6,840	-
SLOVENIA	250	700	180.00	3,345	8,622	157.76
CZECH REPUBLIC	16,311	19,451	19.25	134,181	166,490	24.08
RUSSIA FEDERATION	1,039,090	391,138	-62.36	2,171,731	1,427,554	-34.27
-BIJI BUNGA	62,054	56,957	-8.21	2,371,327	1,887,397	-20.41
SINGAPORE	314	180	-42.68	670,649	304,909	-54.54
MALAYSIA	0	4,380	-	0	4,212	-
INDIA	60,840	51,810	-14.84	48,672	61,967	27.32
AUSTRALIA	0	37	-	0	78	-
UNITED KINGDOM	114	87	-23.68	359,240	362,300	0.85
NETHERLANDS	445	400	-10.11	1,161,292	1,071,407	-7.74
FRANCE	320	45	-85.94	31,492	12,400	-60.62
DENMARK	21	18	-14.29	99,982	70,124	-29.86
-BIJI KAPAS	644,580	489,847	-24.01	166,921	114,107	-31.64
JAPAN	385,000	100,000	-74.03	92,875	14,410	-84.48
KOREA, REPUBLIC OF	0	20	-	0	4	-
TAIWAN	246,780	389,827	57.97	71,832	99,693	38.79
KUWAIT	12,800	0	-100.00	2,214	0	-100.00
-BIJI LAINNYA	88,459,223	113,093,323	27.85	19,580,398	17,129,691	-12.52
JAPAN	37,346,256	9,387,665	-74.86	2,897,854	519,033	-82.09
HONG KONG	1,563,715	964,592	-38.31	1,990,817	1,251,637	-37.13
KOREA, REPUBLIC OF	535,288	173,285	-67.63	302,027	211,315	-30.03
TAIWAN	217,945	49,020	-77.51	187,437	38,679	-79.36
CHINA	1,224,967	3,566,727	191.17	1,494,490	4,041,271	170.41
THAILAND	1,012,933	9,025,859	791.06	1,294,922	1,069,466	-17.41
SINGAPORE	567,042	537,205	-5.26	682,355	447,248	-34.46
PHILIPPINES	293,626	183,872	-37.38	421,676	414,734	-1.65
MALAYSIA	3,436,440	2,243,853	-34.70	4,004,465	2,177,775	-45.62
BRUNEI DARUSSALAM	25,629	40,107	56.49	64,112	80,036	24.84
VIET NAM	409,883	160,975	-60.73	743,544	534,198	-28.16
INDIA	2,623,770	1,565,010	-40.35	2,667,744	2,027,029	-24.02
PAKISTAN	21,362	867	-95.94	28,042	1,363	-95.14
SAUDI ARABIA	0	12,918	-	0	11,802	-
JORDAN	1,427	0	-100.00	11,875	0	-100.00
UNITED ARAB EMIRATES	7,055	0	-100.00	34,051	0	-100.00
CONGO	350	0	-100.00	75,000	0	-100.00
CAMEROON	1,933	2,716	40.51	495,225	57,625	-88.36
NIGERIA	264	279	5.68	200	67,500	33,650.00
COTE D'IVOIRE	0	360	-	0	93,750	-
AUSTRALIA	50,188	54,691	8.97	127,857	131,754	3.05
EAST TIMOR	4,724	158,530	3,255.84	62,341	82,128	31.74
UNITED STATES	54,124	18,455	-65.90	97,529	2,773	-97.16
COLOMBIA	0	2,400	-	0	240,000	-
UNITED KINGDOM	0	7,200	-	0	20,757	-
NETHERLANDS	51,406	2,934	-94.29	113,753	9,145	-91.96
FRANCE	15,400	490	-96.82	19,558	354	-98.19
GERMANY, FED. REP. OF	4,724	1	-99.98	62,215	4	-99.99
BELGIUM	6,760	0	-100.00	28,392	0	-100.00
ITALY	38,982,012	84,933,222	117.88	1,672,917	3,575,815	113.75
DEMOCRATIC REPUBLIC OF THE C	0	90	-	0	22,500	-
BULU BEBEK	68,677	187,140	172.49	79,356	134,066	68.94
KOREA, REPUBLIC OF	550	0	-100.00	5,665	0	-100.00
TAIWAN	66,500	187,120	181.38	71,924	134,059	86.39
SINGAPORE	1,124	0	-100.00	1,414	0	-100.00

TABEL 5. PERKEMBANGAN EKSPOR INDONESIA MENURUT KOMODITI DAN NEGARA TUJUAN

JENIS BARANG	BERAT BERSIH (KG)		PERUB	NILAI FOB (US \$)		PERUB
	JAN-OKT 2008	JAN-OKT 2009	%	JAN-OKT 2008	JAN-OKT 2009	%
	(1)	(2)	(3)	(4)	(5)	(6)
EAST TIMOR	0	20	-	0	7	-
BRAZIL	252	0	-100.00	173	0	-100.00
FRENCH GUIANA	251	0	-100.00	180	0	-100.00
DAMAR DAN GETAH DAMAR	33,986,312	41,580,730	22.35	28,241,233	34,577,697	22.44
JAPAN	988,800	554,400	-43.93	810,939	447,120	-44.86
KOREA, REPUBLIC OF	1,862,398	2,305,000	23.77	1,459,524	1,853,760	27.01
TAIWAN	3,053,692	4,221,288	38.24	2,523,504	3,394,676	34.52
CHINA	211,200	825,600	290.91	171,744	700,800	308.05
THAILAND	731,200	316,865	-56.67	627,610	260,740	-58.46
SINGAPORE	49,990	29,563	-40.86	86,306	42,766	-50.45
PHILIPPINES	268,800	364,800	35.71	227,424	294,240	29.38
MALAYSIA	230,676	253,998	10.11	196,260	238,879	21.72
INDIA	7,663,384	12,280,901	60.25	6,198,043	10,301,524	66.21
PAKISTAN	2,534,400	3,891,320	53.54	2,017,401	3,111,360	54.23
BANGLADESH	595,200	1,190,400	100.00	504,192	960,000	90.40
SRI LANKA	19,200	0	-100.00	18,048	0	-100.00
KUWAIT	0	5,000	-	0	5,091	-
JORDAN	67,200	112,000	66.67	72,254	110,261	52.60
SYRIA ARAB REPUBLIC	176,000	0	-100.00	167,475	0	-100.00
TURKEY	652,800	1,017,600	55.88	555,840	817,536	47.08
UNITED ARAB EMIRATES	37,218	57,982	55.79	35,498	51,310	44.54
MOROCCO	60,092	38,400	-36.10	53,056	31,488	-40.65
TANZANIA, UNITED REPUBLIC OF	0	19,200	-	0	15,360	-
NIGERIA	19,200	115,200	500.00	13,440	92,160	585.71
SOUTH AFRICA	57,600	38,400	-33.33	44,928	30,720	-31.62
AUSTRALIA	16,000	51,200	220.00	23,179	51,394	121.73
NEW ZEALAND	38,400	76,800	100.00	31,680	61,632	94.55
UNITED STATES	24,000	0	-100.00	28,200	0	-100.00
MEXICO	60,000	40,000	-33.33	60,000	47,000	-21.67
VENEZUELA	19,200	19,200	0.00	16,608	15,360	-7.51
COLOMBIA	326,400	153,600	-52.94	267,456	122,880	-54.06
ECUADOR	96,000	115,200	20.00	81,216	92,160	13.48
PERU	0	19,200	-	0	15,360	-
NETHERLANDS	4,780,796	3,856,799	-19.33	4,056,864	3,212,544	-20.81
FRANCE	3,074,395	2,517,598	-18.11	2,621,342	2,058,312	-21.48
GERMANY, FED. REP. OF	3,159,199	3,194,000	1.10	2,821,968	2,995,589	6.15
BELGIUM	192,000	692,000	260.42	134,400	564,600	320.09
FINLAND	364,800	172,800	-52.63	280,320	138,240	-50.68
ITALY	902,400	1,998,800	121.50	761,472	1,599,456	110.05
SPAIN	76,825	536,419	598.23	54,720	442,680	708.99
PORTUGAL	979,200	192,000	-80.39	727,968	153,600	-78.90
POLAND	482,447	268,797	-44.28	397,906	215,131	-45.93
ROMANIA	19,200	38,400	100.00	14,976	31,968	113.46
LATVIA	19,200	0	-100.00	13,536	0	-100.00
RUSSIA FEDERATION	76,800	0	-100.00	63,936	0	-100.00
KOPAL DAN LAIN-LAIN	22,634,118	23,174,765	2.39	20,202,494	17,508,861	-13.33
JAPAN	428,219	287,300	-32.91	817,225	576,369	-29.47
HONG KONG	3,678	102,181	2,678.17	7,067	172,225	2,337.03
KOREA, REPUBLIC OF	123,384	88,499	-28.27	247,730	181,733	-26.64
TAIWAN	320,142	227,063	-29.07	429,622	271,846	-36.72
CHINA	494,599	685,481	38.59	864,331	1,358,294	57.15
THAILAND	117,056	261,865	123.71	284,671	383,593	34.75
SINGAPORE	1,625,169	1,092,433	-32.78	2,953,578	1,957,505	-33.72
PHILIPPINES	162,600	65,084	-59.97	156,845	91,415	-41.72
MALAYSIA	358,046	566,927	58.34	566,530	633,573	11.83
BRUNEI DARUSSALAM	0	690	-	0	11,250	-
NEPAL	0	36,000	-	0	5,200	-
VIET NAM	181,004	688,154	280.19	418,161	591,555	41.47
INDIA	10,097,495	11,564,875	14.53	5,559,654	5,840,711	5.06
PAKISTAN	741,676	892,484	20.33	492,621	527,347	7.05
BANGLADESH	2,864,074	3,078,180	7.48	985,377	1,096,123	11.24
SRI LANKA	478,088	647,306	35.39	170,742	206,378	20.87
IRAQ	0	15,000	-	0	7,500	-
SAUDI ARABIA	587,271	513,888	-12.50	425,632	338,746	-20.41
ISRAEL	0	15,000	-	0	17,921	-
JORDAN	2,264	0	-100.00	2,479	0	-100.00
YEMEN	98,651	59,959	-39.22	97,705	34,474	-64.72
OMAN	2,243	0	-100.00	1,740	0	-100.00
SYRIA ARAB REPUBLIC	64,000	76,524	19.57	40,960	75,781	85.01
TURKEY	38,400	0	-100.00	31,488	0	-100.00
UNITED ARAB EMIRATES	1,018,996	581,189	-42.96	842,027	407,580	-51.60
BAHRAIN	0	200	-	0	10,000	-

TABEL 5. PERKEMBANGAN EKSPOR INDONESIA MENURUT KOMODITI DAN NEGARA TUJUAN

JENIS BARANG	BERAT BERSIH (KG)		PERUB	NILAI FOB (US \$)		PERUB
	JAN-OKT 2008	JAN-OKT 2009	%	JAN-OKT 2008	JAN-OKT 2009	%
	(1)	(2)	(3)	(4)	(5)	(6)
EGYPT	303,241	271,995	-10.30	655,171	423,896	-35.30
LIBYAN ARAB JAMAHIRIYA	73,959	35,000	-52.68	106,619	33,750	-68.35
TUNISIA	73,940	83,000	12.25	64,956	52,147	-19.72
SUDAN	61,615	78,999	28.21	63,090	45,870	-27.29
SOMALIA	18,990	0	-100.00	9,495	0	-100.00
REUNION	0	867	-	0	674	-
NIGER	21,000	20,800	-0.95	14,910	14,560	-2.35
SOUTH AFRICA	19,200	116	-99.40	17,088	111	-99.35
MAURITIUS	142	0	-100.00	163	0	-100.00
AUSTRALIA	19,849	396	-98.00	18,130	1,318	-92.73
NEW ZEALAND	615	599	-2.60	2,885	2,527	-12.41
NEW CALEDONIA	0	129	-	0	85	-
VANUATU	0	249	-	0	337	-
FIJI	0	770	-	0	4,892	-
UNITED STATES	122,346	62,420	-48.98	264,023	85,439	-67.64
CANADA	0	18	-	0	23	-
MEXICO	1,043	329	-68.46	3,609	1,514	-58.05
PANAMA	0	156	-	0	309	-
SURINAME	2,937	884	-69.90	12,750	3,875	-69.61
CHILE	17	18	5.88	70	194	177.14
ARGENTINA	2,029	1,154	-43.12	1,021	624	-38.88
BRAZIL	1,181	1,449	22.69	8,408	6,426	-23.57
COSTA RICA	740	532	-28.11	871	359	-58.78
FRENCH POLYNESIA	353	2,280	545.89	431	2,351	445.48
GUADELOUPE	405	161	-60.25	298	788	164.43
UNITED KINGDOM	53,661	57,482	7.12	178,753	231,973	29.77
NETHERLANDS	23,392	17,637	-24.60	119,519	22,958	-80.79
FRANCE	162,314	62,152	-61.71	523,800	159,308	-69.59
GERMANY, FED. REP. OF	1,419,099	704,592	-50.35	1,216,686	679,801	-44.13
BELGIUM	66,305	17,541	-73.54	194,677	20,201	-89.62
SWEDEN	0	427	-	0	692	-
ITALY	321,184	202,029	-37.10	1,283,713	908,459	-29.23
SPAIN	1,835	4,302	134.44	3,161	6,281	98.70
POLAND	15,716	0	-100.00	10,266	0	-100.00
BULGARIA	1,555	0	-100.00	1,986	0	-100.00
RUSSIA FEDERATION	38,400	0	-100.00	29,760	0	-100.00
SAYUR-SAYURAN	91,504,713	105,016,320	14.77	39,098,112	49,846,560	27.49
JAPAN	2,752,997	3,471,127	26.09	3,477,560	5,254,658	51.10
HONG KONG	403,051	368,826	-8.49	203,124	177,606	-12.56
KOREA, REPUBLIC OF	35,169	344,894	880.68	93,186	1,038,876	1,014.84
TAIWAN	15,137,040	24,633,419	62.74	5,019,949	6,401,113	27.51
CHINA	764,716	247,515	-67.63	158,587	84,313	-46.83
THAILAND	7,415,566	9,887,508	33.33	2,547,173	3,487,942	36.93
SINGAPORE	20,149,065	19,127,811	-5.07	8,784,855	9,337,603	6.29
PHILIPPINES	16,197,955	13,935,779	-13.97	5,417,322	6,815,214	25.80
MALAYSIA	23,020,401	18,641,986	-19.02	8,297,703	6,193,237	-25.36
CAMBODIA	4,500	0	-100.00	9,000	0	-100.00
BRUNEI DARUSSALAM	46,303	60,488	30.64	119,161	179,419	50.57
VIET NAM	3,302,890	1,642,900	-50.26	1,965,612	478,019	-75.68
INDIA	643,330	9,022,737	1,302.51	370,692	7,077,028	1,809.14
PAKISTAN	20,000	89,349	346.75	6,290	69,237	1,000.75
BANGLADESH	0	23,800	-	0	5,820	-
SRI LANKA	0	271,700	-	0	229,900	-
SAUDI ARABIA	148,302	61,949	-58.23	135,291	32,888	-75.69
KUWAIT	14,232	1,997	-85.97	21,155	9,998	-52.74
OMAN	750	0	-100.00	450	0	-100.00
UNITED ARAB EMIRATES	80,529	774,361	861.59	117,282	575,293	390.52
QATAR	29,927	16,042	-46.40	47,669	27,188	-42.97
BAHRAIN	14,520	25,493	75.57	22,268	41,411	85.97
MADAGASCAR	0	751	-	0	1,143	-
NIGERIA	821	0	-100.00	156	0	-100.00
AUSTRALIA	22,107	5,517	-75.04	20,663	13,001	-37.08
EAST TIMOR	96,538	400,240	314.59	96,701	74,203	-23.27
UNITED STATES	1,114,580	749,489	-32.76	1,705,163	1,040,324	-38.99
CANADA	20,011	0	-100.00	25,089	0	-100.00
UNITED KINGDOM	108	358	231.48	45	855	1,800.00
NETHERLANDS	32,242	622,157	1,829.65	398,093	655,262	64.60
FRANCE	46	518	1,026.09	2,364	518	-78.09
GERMANY, FED. REP. OF	0	6	-	0	6	-
BELGIUM	2,219	0	-100.00	12,379	0	-100.00
SWEDEN	34,798	0	-100.00	23,130	0	-100.00
ITALY	0	103	-	0	150	-
RUSSIA FEDERATION	0	587,500	-	0	544,335	-

TABEL 5. PERKEMBANGAN EKSPOR INDONESIA MENURUT KOMODITI DAN NEGARA TUJUAN

JENIS BARANG	BERAT BERSIH (KG)		PERUB	NILAI FOB (US \$)		PERUB
	JAN-OKT 2008	JAN-OKT 2009	%	JAN-OKT 2008	JAN-OKT 2009	%
(1)	(2)	(3)	(4)	(5)	(6)	(7)
BUAH-BUAHAN	175,239,470	183,666,348	4.81	103,248,555	88,120,375	-14.65
JAPAN	113,364	23,791	-79.01	170,823	25,883	-84.85
HONG KONG	1,904,862	4,271,762	124.26	1,164,059	2,942,188	152.75
KOREA, REPUBLIC OF	113,118	145,686	28.79	181,219	57,902	-68.05
TAIWAN	170,899	21,167	-87.61	141,129	8,434	-94.02
CHINA	4,834,486	3,799,008	-21.42	2,413,395	1,862,566	-22.82
PAPUA NEW GUINEA	57	0	-100.00	190	0	-100.00
THAILAND	433,875	93,254	-78.51	258,175	23,983	-90.71
SINGAPORE	15,507,722	25,062,680	61.61	8,838,263	10,626,617	20.23
PHILIPPINES	0	1,727	-	0	200	-
MALAYSIA	5,003,169	4,169,694	-16.66	1,579,392	1,352,615	-14.36
BRUNEI DARUSSALAM	46,533	9,804	-78.93	126,064	26,065	-79.32
NEPAL	12,789,908	13,655,286	6.77	6,109,306	5,808,703	-4.92
VIET NAM	3,313,756	634,665	-80.85	2,772,703	327,580	-88.19
MALDIVES	27,600	0	-100.00	34,622	0	-100.00
INDIA	57,148,569	58,249,833	1.93	32,708,601	26,256,859	-19.72
PAKISTAN	54,893,836	63,250,738	15.22	35,274,953	32,834,408	-6.92
BANGLADESH	15,145,908	8,145,091	-46.22	9,145,994	4,550,513	-50.25
SRI LANKA	0	18,000	-	0	10,800	-
IRAN (ISLAMIC REPUBLIC OF)	970,914	0	-100.00	471,752	0	-100.00
SAUDI ARABIA	761,722	721,499	-5.28	442,011	317,573	-28.15
KUWAIT	61,953	43,963	-29.04	74,016	55,380	-25.18
OMAN	23,875	11,455	-52.02	14,327	6,874	-52.02
TURKEY	0	15,266	-	0	4,756	-
UNITED ARAB EMIRATES	1,505,660	913,168	-39.35	827,565	534,614	-35.40
QATAR	69,128	50,382	-27.12	46,607	41,902	-10.10
BAHRAIN	61,054	36,356	-40.45	35,401	19,518	-44.87
EGYPT	55,770	0	-100.00	23,595	0	-100.00
BENIN	0	4	-	0	4	-
AUSTRALIA	22,897	2,829	-87.64	22,171	8,834	-60.16
FIJI	0	163	-	0	575	-
EAST TIMOR	22,530	1,156	-94.87	25,158	205	-99.19
UNITED STATES	35,109	81,695	132.69	38,898	74,337	91.11
CANADA	12,835	385	-97.00	2,472	1,213	-50.93
UNITED KINGDOM	2,275	193	-91.52	1,238	463	-62.60
NETHERLANDS	105,107	169,932	61.68	183,364	278,579	51.93
FRANCE	37,924	18,963	-50.00	75,652	19,257	-74.55
GERMANY, FED. REP. OF	0	1,977	-	0	5,646	-
BELGIUM	0	30,570	-	0	24,390	-
SWITZERLAND	9,630	266	-97.24	3,370	266	-92.11
DENMARK	0	500	-	0	500	-
ITALY	1,500	1,146	-23.60	1,050	1,132	7.81
SPAIN	0	294	-	0	381	-
HUNGARY	11,500	12,000	4.35	10,120	8,660	-14.43
RUSSIA FEDERATION	20,425	0	-100.00	30,900	0	-100.00
KULIT KERANG DAN LAIN-LAIN	6,227,114	4,932,773	-20.79	2,190,249	2,062,985	-5.81
JAPAN	385,595	496,368	28.73	161,924	221,579	36.84
HONG KONG	52,782	19,224	-63.58	19,819	8,181	-58.72
KOREA, REPUBLIC OF	43,814	14,227	-67.53	56,477	29,346	-48.04
TAIWAN	449	0	-100.00	102	0	-100.00
CHINA	5,201,371	4,116,012	-20.87	1,418,946	1,429,725	0.76
THAILAND	39,231	25,609	-34.72	94,607	101,249	7.02
SINGAPORE	2,515	719	-71.41	24,456	2,040	-91.66
MALAYSIA	726	403	-44.49	272	579	112.87
VIET NAM	333,465	106,920	-67.94	242,451	46,505	-80.82
INDIA	46,538	65,728	41.24	8,894	26,258	195.23
IRAN (ISLAMIC REPUBLIC OF)	0	56	-	0	256	-
ISRAEL	0	513	-	0	2,865	-
JORDAN	0	134	-	0	122	-
UNITED ARAB EMIRATES	0	55	-	0	113	-
MADAGASCAR	3,669	0	-100.00	2,879	0	-100.00
SOUTH AFRICA	0	455	-	0	1,002	-
AUSTRALIA	13,140	4,878	-62.88	5,898	5,661	-4.02
NEW ZEALAND	0	80	-	0	268	-
COOK ISLANDS	0	655	-	0	8,936	-
UNITED STATES	10,666	31,577	196.05	11,389	66,680	485.48
CANADA	2,971	5,157	73.58	430	6,529	1,418.37
MEXICO	126	0	-100.00	390	0	-100.00
CHILE	0	1,379	-	0	1,714	-
BRAZIL	0	38	-	0	37	-
GUADELOUPE	0	214	-	0	436	-
UNITED KINGDOM	0	7,022	-	0	14,395	-

TABEL 5. PERKEMBANGAN EKSPOR INDONESIA MENURUT KOMODITI DAN NEGARA TUJUAN

JENIS BARANG	BERAT BERSIH (KG)		PERUB	NILAI FOB (US \$)		PERUB
	JAN-OKT 2008	JAN-OKT 2009	%	JAN-OKT 2008	JAN-OKT 2009	%
	(1)	(2)	(3)	(4)	(5)	(6)
NETHERLANDS	25,000	3,444	-86.22	8,500	7,611	-10.46
FRANCE	0	5,261	-	0	13,764	-
GERMANY, FED. REP. OF	8,500	14,795	74.06	4,250	11,416	168.61
AUSTRIA	0	554	-	0	412	-
BELGIUM	0	1,168	-	0	2,310	-
DENMARK	0	122	-	0	1,561	-
NORWAY	0	141	-	0	1,212	-
IRELAND	0	21	-	0	73	-
ITALY	55,452	5,682	-89.75	120,873	30,930	-74.41
SPAIN	1,104	2,871	160.05	7,692	17,505	127.57
GREECE	0	109	-	0	233	-
HUNGARY	0	109	-	0	248	-
RUSSIA FEDERATION	0	1,073	-	0	1,234	-
TANAMAN OBAT	6,221,068	8,422,342	35.38	7,273,054	7,517,551	3.36
JAPAN	66,287	344,829	420.21	213,743	211,198	-1.19
HONG KONG	171,287	96,016	-43.94	131,658	40,365	-69.34
KOREA, REPUBLIC OF	35,406	187,275	428.94	90,009	218,227	142.45
TAIWAN	1,773,443	2,214,534	24.87	778,611	819,619	5.27
CHINA	322,047	771,159	139.46	118,875	478,520	302.54
MACAU	0	24	-	0	1,243	-
SINGAPORE	1,448,881	1,366,025	-5.72	1,583,268	1,361,090	-14.03
MALAYSIA	571,054	302,066	-47.10	268,352	142,640	-46.85
VIET NAM	90,035	137,269	52.46	46,488	105,407	126.74
MALDIVES	202	0	-100.00	5,006	0	-100.00
INDIA	382,380	458,810	19.99	524,181	535,395	2.14
PAKISTAN	550	12,335	2,142.73	194	25,381	12,982.99
BANGLADESH	0	24,039	-	0	18,376	-
SAUDI ARABIA	395,341	746,014	88.70	1,239,582	1,657,375	33.70
KUWAIT	2,287	2,891	26.41	29,122	13,627	-53.21
JORDAN	1,297	90	-93.06	1,978	2,650	33.97
LEBANON	0	1,200	-	0	9,108	-
YEMEN	0	16,220	-	0	6,700	-
OMAN	13,421	0	-100.00	10,410	0	-100.00
TURKEY	1,105	0	-100.00	3,166	0	-100.00
UNITED ARAB EMIRATES	359,689	716,751	99.27	366,287	652,720	78.20
QATAR	4,607	618	-86.59	12,313	1,843	-85.03
BAHRAIN	99	0	-100.00	5,000	0	-100.00
EGYPT	296	19,000	6,318.92	1,133	2,800	147.13
LIBYAN ARAB JAMAHIRIYA	61,700	237,170	284.39	32,270	81,843	153.62
MOROCCO	4,072	0	-100.00	12,773	0	-100.00
TUNISIA	0	18,000	-	0	8,100	-
SUDAN	191,550	363,000	89.51	58,339	109,500	87.70
NIGERIA	17,000	0	-100.00	3,400	0	-100.00
BENIN	0	111,000	-	0	33,300	-
MAURITIUS	220	0	-100.00	1,100	0	-100.00
AUSTRALIA	1,507	2,263	50.17	5,464	2,870	-47.47
NEW ZEALAND	300	0	-100.00	125	0	-100.00
UNITED STATES	3,594	54,666	1,421.04	8,761	78,966	801.34
CANADA	2,480	100	-95.97	4,960	200	-95.97
COLOMBIA	66	0	-100.00	780	0	-100.00
DOMINICAN REPUBLIC	140	0	-100.00	98	0	-100.00
UNITED KINGDOM	3,636	0	-100.00	13,346	0	-100.00
NETHERLANDS	3,222	30,020	831.72	34,275	54,343	58.55
FRANCE	17,297	18,643	7.78	889,578	330,307	-62.87
GERMANY, FED. REP. OF	187,157	150,314	-19.69	430,412	437,229	1.58
BELGIUM	60	580	866.67	277	2,320	737.55
SWITZERLAND	100	720	620.00	350	2,786	696.00
ITALY	7,133	0	-100.00	12,496	0	-100.00
YUGOSLAVIA	36	0	-100.00	298	0	-100.00
LATVIA	7,270	0	-100.00	22,514	0	-100.00
RUSSIA FEDERATION	72,814	18,701	-74.32	312,062	71,503	-77.09
-GANGGANG LAUT	82,205,450	78,270,323	-4.79	90,523,272	71,949,481	-20.52
JAPAN	367,548	176,082	-52.09	2,865,438	309,759	-89.19
HONG KONG	6,187,449	1,486,737	-75.97	1,841,080	564,345	-69.35
KOREA, REPUBLIC OF	4,334,590	3,227,842	-25.53	5,599,604	3,251,069	-41.94
TAIWAN	351,571	292,115	-16.91	95,824	160,984	68.00
CHINA	35,287,577	44,764,695	26.86	29,168,899	33,377,684	14.43
THAILAND	277,671	122,262	-55.97	434,724	180,005	-58.59
SINGAPORE	43,477	2,646	-93.91	1,685,433	43,298	-97.43
PHILIPPINES	15,099,944	5,397,401	-64.26	23,869,504	6,208,312	-73.99
MALAYSIA	1,027,607	798,246	-22.32	1,502,513	1,122,862	-25.27
VIET NAM	6,752,526	10,706,103	58.55	2,578,765	5,068,323	96.54

TABEL 5. PERKEMBANGAN EKSPOR INDONESIA MENURUT KOMODITI DAN NEGARA TUJUAN

JENIS BARANG	BERAT BERSIH (KG)		PERUB	NILAI FOB (US \$)		PERUB
	JAN-OKT 2008	JAN-OKT 2009	%	JAN-OKT 2008	JAN-OKT 2009	%
	(1)	(2)	(3)	(4)	(5)	(6)
INDIA	0	13,800	-	0	5,865	-
TURKEY	10,000	0	-100.00	8,000	0	-100.00
MOROCCO	72,000	75,000	4.17	38,340	36,500	-4.80
TUNISIA	139,999	57,798	-58.72	155,500	56,560	-63.63
SOUTH AFRICA	5,000	10,000	100.00	57,500	62,250	8.26
AUSTRALIA	193,070	174,000	-9.88	542,638	798,450	47.14
AMERICAN SAMOA	0	26,000	-	0	11,180	-
UNITED STATES	1,229,380	1,416,000	15.18	1,913,241	2,610,341	36.44
CANADA	96,000	24,000	-75.00	38,400	9,600	-75.00
MEXICO	100,000	101,000	1.00	62,000	212,850	243.31
CHILE	1,818,539	1,157,319	-36.36	4,188,610	2,158,326	-48.47
VENEZUELA	40,000	40,000	0.00	32,000	28,000	-12.50
ARGENTINA	546,800	435,000	-20.45	370,400	334,500	-9.69
BRAZIL	1,000,000	1,056,999	5.70	919,125	1,557,550	69.46
JAMAICA	0	26,000	-	0	43,600	-
DOMINICAN REPUBLIC	20,000	0	-100.00	10,000	0	-100.00
UNITED KINGDOM	834,300	896,200	7.42	4,534,646	4,798,302	5.81
NETHERLANDS	872	120,345	13,701.03	1,892	705,793	37,204.07
FRANCE	2,566,200	2,783,609	8.47	2,352,591	2,646,774	12.50
GERMANY, FED. REP. OF	430,006	231,002	-46.28	1,713,895	741,318	-56.75
BELGIUM	464,400	265,000	-42.94	1,888,280	1,143,650	-39.43
DENMARK	1,722,280	577,000	-66.50	562,618	432,640	-23.10
ITALY	28,000	40,000	42.86	106,718	378,192	254.38
SPAIN	990,254	1,601,677	61.74	478,002	2,009,755	320.45
POLAND	42,000	21,000	-50.00	367,500	132,300	-64.00
LITHUANIA	84,000	105,000	25.00	317,100	462,000	45.70
RUSSIA FEDERATION	42,390	42,445	0.13	222,492	286,544	28.79
-LAINNYA	19,145,101	41,663,399	117.62	2,106,111	2,669,277	26.74
JAPAN	19,696	113,245	474.96	41,200	202,228	390.84
HONG KONG	59,541	113	-99.81	25,563	601	-97.65
KOREA, REPUBLIC OF	93,819	0	-100.00	27,375	0	-100.00
TAIWAN	2,174,588	1,777,751	-18.25	1,166,227	1,059,193	-9.18
CHINA	242,200	0	-100.00	56,449	0	-100.00
PAPUA NEW GUINEA	0	151	-	0	124	-
THAILAND	16,045,636	39,296,932	144.91	309,841	1,099,440	254.84
SINGAPORE	25,420	21,734	-14.50	83,665	33,846	-59.55
PHILIPPINES	0	1,528	-	0	2,252	-
MALAYSIA	245,449	189,595	-22.76	138,582	29,627	-78.62
BRUNEI DARUSSALAM	0	64	-	0	17	-
MALDIVES	3,999	2,144	-46.39	738	537	-27.24
INDIA	12	12,778	106,383.33	15	25,057	166,946.67
SAUDI ARABIA	25,495	4,475	-82.45	17,218	1,180	-93.15
KUWAIT	403	0	-100.00	3,350	0	-100.00
LEBANON	0	4,374	-	0	1,000	-
UNITED ARAB EMIRATES	150	26	-82.67	5,850	74	-98.74
QATAR	1,400	11,287	706.21	1,200	4,900	308.33
BAHRAIN	37	0	-100.00	68	0	-100.00
CYPRUS	135	196	45.19	496	548	10.48
EGYPT	1,594	0	-100.00	2,136	0	-100.00
MOROCCO	0	1,596	-	0	1,322	-
TUNISIA	0	10,889	-	0	6,710	-
REUNION	4,833	559	-88.43	6,586	2,373	-63.97
SEYCHELLES	338	838	147.93	300	957	219.00
SOUTH AFRICA	675	775	14.81	411	714	73.72
MAURITIUS	2,762	0	-100.00	2,402	0	-100.00
AUSTRALIA	14,970	54,089	261.32	11,781	33,664	185.75
NEW CALEDONIA	643	0	-100.00	465	0	-100.00
UNITED STATES	33,898	3,721	-89.02	51,434	3,903	-92.41
CANADA	2,024	1,864	-7.91	3,512	6,071	72.86
NICARAGUA	861	658	-23.58	1,332	1,340	0.60
CHILE	1	0	-100.00	1	0	-100.00
BRAZIL	8,021	0	-100.00	31,636	0	-100.00
BAHAMAS	106	0	-100.00	77	0	-100.00
JAMAICA	820	1,768	115.61	1,636	2,340	43.03
PUERTO RICO	1,910	0	-100.00	4,763	0	-100.00
COSTA RICA	144	0	-100.00	610	0	-100.00
FRENCH GUIANA	29	171	489.66	129	578	348.06
FRENCH POLYNESIA	266	0	-100.00	265	0	-100.00
SAINT LUCIA	268	0	-100.00	1,185	0	-100.00
GUADELOUPE	198	0	-100.00	254	0	-100.00
UNITED KINGDOM	700	3,084	340.57	2,623	16,796	540.34
NETHERLANDS	1,932	8,871	359.16	10,159	11,919	17.32
FRANCE	25,049	8,603	-65.66	20,558	18,651	-9.28

TABEL 5. PERKEMBANGAN EKSPOR INDONESIA MENURUT KOMODITI DAN NEGARA TUJUAN

JENIS BARANG	BERAT BERSIH (KG)		PERUB	NILAI FOB (US \$)		PERUB
	JAN-OKT 2008	JAN-OKT 2009	%	JAN-OKT 2008	JAN-OKT 2009	%
	(1)	(2)	(3)	(4)	(5)	(6)
GERMANY, FED. REP. OF	36,029	30,585	-15.11	21,534	26,485	22.99
BELGIUM	1,956	5,385	175.31	2,428	4,987	105.40
SWITZERLAND	0	1,120	-	0	5,552	-
DENMARK	27	218	707.41	21	398	1,795.24
NORWAY	895	0	-100.00	1,395	0	-100.00
SWEDEN	1,886	0	-100.00	993	0	-100.00
FINLAND	1,604	0	-100.00	2,395	0	-100.00
ITALY	12,396	11,834	-4.53	13,476	13,908	3.21
SPAIN	8,646	15,177	75.54	11,204	16,988	51.62
GREECE	9,966	7,754	-22.20	6,655	3,935	-40.87
ANDORRA	69	0	-100.00	32	0	-100.00
HUNGARY	6,300	3,600	-42.86	5,100	8,040	57.65
POLAND	561	4,158	641.18	1,188	6,848	476.43
YUGOSLAVIA	233	0	-100.00	353	0	-100.00
LITHUANIA	0	882	-	0	2,622	-
CROATIA	23,152	45,773	97.71	4,939	6,923	40.17
SLOVENIA	0	2,787	-	0	3,594	-
RUSSIA FEDERATION	1,359	247	-81.82	2,306	1,035	-55.12
-MUTIARA	1,442	11,598	704.30	12,866,485	16,022,883	24.53
JAPAN	593	9,103	1,435.08	6,040,438	7,845,404	29.88
HONG KONG	26	1,462	5,523.08	310,332	4,806,903	1,448.95
KOREA, REPUBLIC OF	1	0	-100.00	20,006	0	-100.00
THAILAND	149	0	-100.00	404	0	-100.00
SINGAPORE	0	1	-	0	1,322	-
MALAYSIA	2	0	-100.00	63,319	0	-100.00
VIET NAM	1	0	-100.00	1,096	0	-100.00
INDIA	2	0	-100.00	9,326	0	-100.00
UNITED ARAB EMIRATES	0	1	-	0	9,520	-
AUSTRALIA	662	317	-52.11	6,410,392	3,259,955	-49.15
EAST TIMOR	0	691	-	0	118	-
UNITED STATES	0	8	-	0	84,247	-
CANADA	6	0	-100.00	11,172	0	-100.00
NETHERLANDS	0	5	-	0	52	-
DENMARK	0	5	-	0	8,944	-
SWEDEN	0	5	-	0	6,418	-
-LAINNYA	254,219,872	198,885,779	-21.77	139,373,045	112,254,339	-19.46
JAPAN	16,003,319	22,700,189	41.85	11,734,210	11,853,339	1.02
HONG KONG	573,057	1,620,900	182.85	624,277	941,545	50.82
KOREA, DEMOCRATIC PEOPLE'S R	994	0	-100.00	934	0	-100.00
KOREA, REPUBLIC OF	20,145,139	3,082,745	-84.70	7,167,990	1,852,070	-74.16
TAIWAN	4,613,532	4,867,787	5.51	1,968,137	2,021,230	2.70
CHINA	37,158,881	3,416,958	-90.80	4,475,032	2,534,323	-43.37
MACAU	0	168	-	0	367	-
THAILAND	12,907,031	21,310,852	65.11	2,354,602	2,132,547	-9.43
SINGAPORE	27,422,914	23,156,625	-15.56	39,974,012	36,294,120	-9.21
PHILIPPINES	17,571,638	41,062,891	133.69	6,490,891	8,727,874	34.46
MALAYSIA	69,254,323	33,948,736	-50.98	25,681,304	10,868,037	-57.68
MYANMAR (FORM. BURMA)	216,050	70,015	-67.59	221,718	40,008	-81.96
CAMBODIA	49,508	14	-99.97	8,300	10	-99.88
BRUNEI DARUSSALAM	15,412	3,348	-78.28	53,945	6,764	-87.46
LAO PEOPLE'S DEMOCRATIC REPL	35	0	-100.00	200	0	-100.00
VIET NAM	14,341,587	4,874,949	-66.01	6,575,534	3,889,443	-40.85
MALDIVES	13,594	0	-100.00	4,130	0	-100.00
INDIA	1,794,716	2,401,719	33.82	2,653,211	3,231,116	21.78
PAKISTAN	16,446,812	18,246,942	10.95	2,429,398	2,813,358	15.80
SRI LANKA	26,497	255,631	864.75	40,640	328,291	707.80
IRAN (ISLAMIC REPUBLIC OF)	203	722	255.67	600	708	18.00
SAUDI ARABIA	22,005	109,921	399.53	90,811	711,609	683.62
ISRAEL	207,307	52,528	-74.66	209,738	35,987	-82.84
KUWAIT	154,078	171,542	11.33	38,644	61,876	60.12
JORDAN	20	7,255	36,175.00	10	25,346	253,360.00
LEBANON	30,145	7,139	-76.32	20,858	11,779	-43.53
YEMEN	15,000	3,700	-75.33	14,705	3,250	-77.90
OMAN	6,751	65	-99.04	6,738	588	-91.27
TURKEY	176	46,231	26,167.61	425	42,096	9,804.94
UNITED ARAB EMIRATES	718,703	153,268	-78.67	785,386	229,602	-70.77
QATAR	31	134	332.26	295	3,192	982.03
BAHRAIN	11	210	1,809.09	5	10,010	200,100.00
CYPRUS	13	0	-100.00	72	0	-100.00
EGYPT	54,479	2,483	-95.44	110,578	22,530	-79.63
MOROCCO	46,271	32,608	-29.53	65,181	56,551	-13.24
TUNISIA	68,000	34,000	-50.00	89,644	34,222	-61.82

TABEL 5. PERKEMBANGAN EKSPOR INDONESIA MENURUT KOMODITI DAN NEGARA TUJUAN

JENIS BARANG	BERAT BERSIH (KG)		PERUB	NILAI FOB (US \$)		PERUB
	JAN-OKT 2008	JAN-OKT 2009	%	JAN-OKT 2008	JAN-OKT 2009	%
	(1)	(2)	(3)	(4)	(5)	(6)
SUDAN	34,000	0	-100.00	25,636	0	-100.00
TANZANIA, UNITED REPUBLIC OF	36,000	30,136	-16.29	39,600	18,294	-53.80
KENYA	0	80	-	0	100	-
REUNION	1,145	111	-90.31	1,009	258	-74.43
MOZAMBIQUE	58	30,050	51,710.34	1,784	26,990	1,412.89
TOGO	35,000	105,000	200.00	35,875	77,700	116.59
GHANA	0	17,500	-	0	13,125	-
LIBERIA	0	161,998	-	0	107,368	-
GUINEA	140,000	105,000	-25.00	152,250	77,175	-49.31
ANGOLA	24,011	0	-100.00	14,914	0	-100.00
NIGERIA	20,386	5	-99.98	36,541	50	-99.86
COTE D'IVOIRE	1,625	0	-100.00	2,150	0	-100.00
SENEGAL	0	20	-	0	500	-
BENIN	0	7,177	-	0	2,700	-
SEYCHELLES	0	23	-	0	34	-
SOUTH AFRICA	113	1,457	1,189.38	134	2,324	1,634.33
MAURITIUS	2,264	19,000	739.22	2,068	3,780	82.79
AUSTRALIA	86,507	56,516	-34.67	750,331	493,307	-34.25
NEW ZEALAND	19,623	3,092	-84.24	27,885	6,075	-78.21
GUAM	0	145	-	0	509	-
PALAU	207	0	-100.00	595	0	-100.00
NEW CALEDONIA	77	306	297.40	370	1,591	330.00
NORTHERN MARIANA ISLANDS	0	35	-	0	109	-
VANUATU	158	105	-33.54	169	162	-4.14
TONGA	37	0	-100.00	28	0	-100.00
EAST TIMOR	225,014	367,514	63.33	272,685	239,685	-12.10
UNITED STATES	2,915,433	5,352,145	83.58	4,800,076	8,575,581	78.66
CANADA	150,427	202,125	34.37	277,745	255,114	-8.15
MEXICO	396,825	470,073	18.46	435,854	347,471	-20.28
GUATEMALA	54,000	0	-100.00	61,290	0	-100.00
NICARAGUA	630,000	971,999	54.29	729,418	714,795	-2.00
CHILE	0	1,000	-	0	928	-
VENEZUELA	504,000	550,000	9.13	587,664	441,360	-24.90
ARGENTINA	40,093	2,778	-93.07	48,877	6,345	-87.02
BRAZIL	1,261,592	1,209,954	-4.09	1,971,681	891,795	-54.77
COLOMBIA	38,000	92,000	142.11	51,843	84,060	62.14
URUGUAY	26,008	0	-100.00	39,044	0	-100.00
PERU	18,000	0	-100.00	17,100	0	-100.00
GUYANA	0	1,890	-	0	2,675	-
PUERTO RICO	38	16,344	42,910.53	129	94,491	73,148.84
DOMINICAN REPUBLIC	582,600	250,779	-56.96	656,490	235,498	-64.13
COSTA RICA	18,000	36,099	100.55	20,341	25,158	23.68
FRENCH POLYNESIA	82	27	-67.07	276	393	42.39
NETHERLANDS ANTILLES	2,550	0	-100.00	9,494	0	-100.00
UNITED KINGDOM	19,282	20,202	4.77	204,158	49,781	-75.62
NETHERLANDS	1,577,101	861,615	-45.37	2,641,503	2,339,509	-11.43
FRANCE	94,804	25,804	-72.78	232,223	52,001	-77.61
GERMANY, FED. REP. OF	182,942	163,043	-10.88	309,521	456,596	47.52
AUSTRIA	338	8	-97.63	3,390	2,000	-41.00
BELGIUM	44,128	15,649	-64.54	75,781	216,285	185.41
SWITZERLAND	1,025	1,965	91.71	57,775	4,229	-92.68
DENMARK	487,801	329,956	-32.36	4,674,353	2,353,404	-49.65
NORWAY	1	38	3,700.00	1	317	31,600.00
SWEDEN	278	4	-98.56	1,021	832	-18.51
FINLAND	10	0	-100.00	1,248	0	-100.00
IRELAND	12,428	0	-100.00	13,172	0	-100.00
ITALY	141,484	213,600	50.97	673,076	528,127	-21.54
SPAIN	141,536	65,455	-53.75	834,410	113,062	-86.45
PORTUGAL	87,161	48,050	-44.87	90,744	54,166	-40.31
GREECE	30,874	15	-99.95	34,311	74	-99.78
HUNGARY	16,145	45	-99.72	24,669	145	-99.41
POLAND	376,513	415,171	10.27	424,529	309,989	-26.98
BULGARIA	25,560	7,924	-69.00	26,547	10,425	-60.73
UKRAINE	10,000	0	-100.00	18,500	0	-100.00
LITHUANIA	3,499	0	-100.00	54,225	0	-100.00
LATVIA	15,999	0	-100.00	18,100	0	-100.00
ESTONIA	3,181,500	4,900,999	54.05	3,260,611	4,009,907	22.98
CROATIA	0	90,000	-	0	60,748	-
SLOVENIA	625,400	1,131	-99.82	702,442	1,651	-99.76
CZECH REPUBLIC	628	660	5.10	26,487	14,319	-45.94
RUSSIA FEDERATION	1,330	19,687	1,380.23	6,747	145,484	2,056.28
-KAYU LAPIS	1,451,858,721	1,165,347,420	-19.73	1,327,310,806	957,426,198	-27.87
JAPAN	468,519,905	439,476,782	-6.20	441,434,405	358,699,374	-18.74

TABEL 5. PERKEMBANGAN EKSPOR INDONESIA MENURUT KOMODITI DAN NEGARA TUJUAN

JENIS BARANG	BERAT BERSIH (KG)		PERUB	NILAI FOB (US \$)		PERUB
	JAN-OKT 2008	JAN-OKT 2009	%	JAN-OKT 2008	JAN-OKT 2009	%
	(1)	(2)	(3)	(4)	(5)	(6)
HONG KONG	12,227,287	7,671,792	-37.26	9,060,414	4,955,388	-45.31
KOREA, REPUBLIC OF	88,372,326	77,110,387	-12.74	73,666,436	61,048,855	-17.13
TAIWAN	124,066,764	110,223,038	-11.16	80,428,643	64,070,407	-20.34
CHINA	108,548,657	61,248,150	-43.58	71,939,762	37,998,274	-47.18
THAILAND	8,212,976	5,251,808	-36.05	5,876,666	3,375,823	-42.56
SINGAPORE	24,941,150	22,998,657	-7.79	20,619,301	16,534,045	-19.81
PHILIPPINES	222,994	81,131	-63.62	233,523	81,180	-65.24
MALAYSIA	21,768,980	11,119,619	-48.92	15,078,343	7,008,313	-53.52
MYANMAR (FORM. BURMA)	0	106,528	-	0	81,183	-
CAMBODIA	17,500	0	-100.00	30,748	0	-100.00
BRUNEI DARUSSALAM	2,010	0	-100.00	1,027	0	-100.00
VIET NAM	3,191,681	1,537,836	-51.82	2,056,265	934,556	-54.55
MALDIVES	132,368	64,237	-51.47	112,342	41,750	-62.84
INDIA	6,485,635	3,642,416	-43.84	5,951,952	2,784,177	-53.22
PAKISTAN	1,644	586	-64.36	2,170	542	-75.02
BANGLADESH	75,000	0	-100.00	30,700	0	-100.00
SRI LANKA	35,594	0	-100.00	10,902	0	-100.00
IRAQ	73,440	0	-100.00	66,478	0	-100.00
IRAN (ISLAMIC REPUBLIC OF)	0	55,334	-	0	53,696	-
SAUDI ARABIA	94,277,784	59,742,981	-36.63	83,698,240	47,028,496	-43.81
ISRAEL	0	3,150	-	0	5,232	-
KUWAIT	15,261,609	13,985,069	-8.36	15,955,592	12,591,886	-21.08
JORDAN	35,104,168	36,232,684	3.21	33,347,732	29,672,660	-11.02
LEBANON	3,704,352	6,540,204	76.55	3,591,924	5,362,496	49.29
YEMEN	0	85,129	-	0	55,275	-
OMAN	8,211,439	19,726,182	140.23	7,949,618	17,258,760	117.10
SYRIA ARAB REPUBLIC	3,460,794	1,816,094	-47.52	3,318,557	1,887,261	-43.13
TURKEY	17,313,765	397,881	-97.70	17,107,260	403,980	-97.64
UNITED ARAB EMIRATES	104,392,995	48,089,504	-53.93	89,804,583	39,420,414	-56.10
QATAR	12,136,520	11,655,218	-3.97	11,726,366	9,581,942	-18.29
BAHRAIN	2,998,604	1,804,117	-39.83	2,602,454	1,359,220	-47.77
CYPRUS	23,059	21,112	-8.44	56,048	55,099	-1.69
EGYPT	16,497,617	32,647,647	97.89	13,735,326	25,613,412	86.48
LIBYAN ARAB JAMAHIRIYA	5,503,193	6,149,055	11.74	4,704,969	5,327,676	13.24
MOROCCO	153,156	1,484,297	869.14	145,440	1,208,621	731.01
ALGERIA	15,348,000	18,445,314	20.18	13,799,986	14,164,543	2.64
SUDAN	0	42,868	-	0	28,252	-
KENYA	0	40,668	-	0	36,794	-
REUNION	73,857	44,031	-40.38	77,844	57,797	-25.75
GHANA	38,640	0	-100.00	49,404	0	-100.00
COTE D'IVOIRE	0	18,379	-	0	15,424	-
SOUTH AFRICA	921,117	513,245	-44.28	966,221	533,377	-44.80
MAURITIUS	40,075	22,139	-44.76	37,322	16,048	-57.00
AUSTRALIA	19,393,847	11,078,703	-42.88	25,351,298	12,754,947	-49.69
NEW ZEALAND	524,747	456,950	-12.92	591,719	464,896	-21.43
NEW CALEDONIA	24,250	90,785	274.37	24,279	129,131	431.86
VANUATU	0	38,906	-	0	28,174	-
EAST TIMOR	0	150,746	-	0	165,295	-
UNITED STATES	81,593,319	60,073,841	-26.37	79,371,764	52,741,279	-33.55
CANADA	2,925,411	2,770,737	-5.29	3,425,122	5,136,004	49.95
MEXICO	7,002,044	5,951,389	-15.00	6,461,145	4,733,585	-26.74
NICARAGUA	34,410	0	-100.00	50,497	0	-100.00
BRAZIL	17,187	0	-100.00	34,375	0	-100.00
TRINIDAD AND TOBAGO	73,876	49,349	-33.20	71,495	46,473	-35.00
JAMAICA	24,939	0	-100.00	25,052	0	-100.00
PUERTO RICO	2,205,160	112,684	-94.89	2,255,546	144,426	-93.60
BELIZE	14,694	0	-100.00	14,576	0	-100.00
ANTIGUA AND BARBUDA	0	12,400	-	0	15,872	-
FRENCH POLYNESIA	27,903	90,750	225.23	21,352	86,988	307.40
MARTINIQUE	119	17,499	14,605.04	379	18,970	4,905.28
NETHERLANDS ANTILLES	19,031	1,559	-91.81	18,527	6,862	-62.96
TURKS AND CAICOS ISLANDS	273	0	-100.00	681	0	-100.00
GUADELOUPE	0	20,996	-	0	21,170	-
SAINT KITTS AND NEVIS	859	0	-100.00	1,278	0	-100.00
UNITED KINGDOM	17,625,780	10,390,112	-41.05	20,881,067	12,497,366	-40.15
NETHERLANDS	17,806,709	14,106,248	-20.78	25,843,566	18,980,461	-26.56
FRANCE	3,826,908	4,019,558	5.03	4,791,683	5,591,727	16.70
GERMANY, FED. REP. OF	40,527,355	25,152,940	-37.94	62,517,190	39,618,496	-36.63
BELGIUM	39,125,061	22,189,590	-43.29	39,647,392	20,453,605	-48.41
GIBRALTAR	15,178	0	-100.00	47,433	0	-100.00
DENMARK	981,281	947,360	-3.46	1,680,861	1,457,180	-13.31
NORWAY	553,028	119,022	-78.48	684,328	185,477	-72.90
SWEDEN	610,333	227,865	-62.67	652,383	197,104	-69.79
FINLAND	19,789	0	-100.00	47,343	0	-100.00

TABEL 5. PERKEMBANGAN EKSPOR INDONESIA MENURUT KOMODITI DAN NEGARA TUJUAN

JENIS BARANG	BERAT BERSIH (KG)		PERUB	NILAI FOB (US \$)		PERUB
	JAN-OKT 2008	JAN-OKT 2009	%	JAN-OKT 2008	JAN-OKT 2009	%
	(1)	(2)	(3)	(4)	(5)	(6)
IRELAND	159,575	44,329	-72.22	287,587	113,415	-60.56
ITALY	6,329,972	3,355,989	-46.98	9,423,225	5,373,764	-42.97
SPAIN	122,536	19,927	-83.74	200,409	37,017	-81.53
GREECE	1,168,831	181,232	-84.49	2,327,343	287,332	-87.65
HUNGARY	0	5	-	0	1	-
POLAND	5,864,354	3,195,402	-45.51	10,066,909	6,145,648	-38.95
ROMANIA	136,268	86,754	-36.34	234,981	137,788	-41.36
BULGARIA	68,336	11,736	-82.83	180,448	13,909	-92.29
AZERBAIJAN	119	0	-100.00	770	0	-100.00
TURKMENISTAN	114,240	0	-100.00	51,630	0	-100.00
UKRAINE	212,386	39,000	-81.64	202,753	20,196	-90.04
LATVIA	0	33,519	-	0	30,751	-
ESTONIA	66,782	17,391	-73.96	61,883	17,182	-72.23
GEORGIA	42,000	4,499	-89.29	93,243	6,296	-93.25
CROATIA	27,953	0	-100.00	35,802	0	-100.00
MALTA	70,086	40,912	-41.63	89,552	50,276	-43.86
CZECH REPUBLIC	21,000	142,206	577.17	39,712	340,507	757.44
RUSSIA FEDERATION	124,137	9,261	-92.54	227,265	24,400	-89.26
-KAYU GERGAJIAN	44,990,924	30,222,026	-32.83	48,724,950	30,598,211	-37.20
JAPAN	9,663,310	9,284,043	-3.92	12,300,973	12,378,255	0.63
HONG KONG	1,191,048	1,124,503	-5.59	980,181	677,834	-30.85
KOREA, REPUBLIC OF	5,706,503	2,806,969	-50.81	4,212,780	2,267,723	-46.17
TAIWAN	688,036	336,197	-51.14	551,435	190,493	-65.46
CHINA	5,930,310	3,304,168	-44.28	4,510,959	2,312,188	-48.74
THAILAND	23,173	0	-100.00	78,412	0	-100.00
SINGAPORE	1,545,624	580,648	-62.43	976,740	464,092	-52.49
MALAYSIA	6,421,848	6,165,200	-4.00	4,013,791	2,967,171	-26.08
BRUNEI DARUSSALAM	3,480	0	-100.00	5,527	0	-100.00
VIET NAM	2,010,629	679,817	-66.19	1,113,006	519,757	-53.30
INDIA	21,538	0	-100.00	24,230	0	-100.00
SRI LANKA	132,884	0	-100.00	123,033	0	-100.00
TURKEY	16,021	0	-100.00	19,371	0	-100.00
UNITED ARAB EMIRATES	73,282	0	-100.00	54,053	0	-100.00
QATAR	22,065	0	-100.00	31,902	0	-100.00
EGYPT	0	194	-	0	252	-
REUNION	2,416	1,177	-51.28	18,112	1,890	-89.56
SEYCHELLES	20,492	3,783	-81.54	42,404	4,223	-90.04
SOUTH AFRICA	293,069	90,382	-69.16	382,700	123,992	-67.60
MAURITIUS	22,785	18,683	-18.00	47,254	28,626	-39.42
AUSTRALIA	1,596,568	946,426	-40.72	2,632,276	1,502,095	-42.94
NEW ZEALAND	254,856	134,408	-47.26	124,178	72,035	-41.99
NEW CALEDONIA	1,473	4,790	225.19	2,540	9,155	260.43
VANUATU	0	93	-	0	512	-
EAST TIMOR	0	708	-	0	1,341	-
UNITED STATES	2,407,390	1,607,700	-33.22	1,044,763	803,067	-23.13
CANADA	4,949	7,188	45.24	5,941	8,024	35.06
COLOMBIA	10,411	0	-100.00	13,666	0	-100.00
FRENCH POLYNESIA	14,408	4,678	-67.53	11,813	10,445	-11.58
MARTINIQUE	3,098	0	-100.00	3,100	0	-100.00
NETHERLANDS ANTILLES	176	0	-100.00	314	0	-100.00
TURKS AND CAICOS ISLANDS	3,202	0	-100.00	7,974	0	-100.00
UNITED KINGDOM	607,253	384,439	-36.69	1,332,604	806,114	-39.51
NETHERLANDS	4,543,356	1,738,878	-61.73	11,517,627	3,995,521	-65.31
FRANCE	216,762	132,604	-38.83	343,598	219,963	-35.98
GERMANY, FED. REP. OF	322,604	185,844	-42.39	440,213	280,130	-36.36
AUSTRIA	13,671	0	-100.00	12,577	0	-100.00
BELGIUM	211,101	113,529	-46.22	300,272	134,591	-55.18
SWITZERLAND	944	27	-97.14	2,405	389	-83.83
DENMARK	2,729	0	-100.00	6,294	0	-100.00
NORWAY	11,867	0	-100.00	13,275	0	-100.00
SWEDEN	0	2,305	-	0	9,699	-
FINLAND	170,575	0	-100.00	174,432	0	-100.00
IRELAND	3,962	6,674	68.45	10,918	29,146	166.95
ITALY	197,963	151,700	-23.37	435,828	244,358	-43.93
SPAIN	42,210	54,528	29.18	45,863	129,352	182.04
PORTUGAL	29,194	0	-100.00	20,197	0	-100.00
POLAND	400,497	266,205	-33.53	576,499	318,676	-44.72
ROMANIA	509	2,399	371.32	890	3,901	338.31
BULGARIA	0	920	-	0	1,264	-
YUGOSLAVIA	172	0	-100.00	341	0	-100.00
LITHUANIA	38,970	0	-100.00	60,183	0	-100.00
ESTONIA	5,500	0	-100.00	32,506	0	-100.00
CROATIA	37,628	0	-100.00	30,382	0	-100.00

TABEL 5. PERKEMBANGAN EKSPOR INDONESIA MENURUT KOMODITI DAN NEGARA TUJUAN

JENIS BARANG	BERAT BERSIH (KG)		PERUB	NILAI FOB (US \$)		PERUB
	JAN-OKT 2008	JAN-OKT 2009	%	JAN-OKT 2008	JAN-OKT 2009	%
	(1)	(2)	(3)	(4)	(5)	(6)
SLOVAKIA	0	573	-	0	681	-
SLOVENIA	29,147	1,600	-94.51	25,899	2,164	-91.64
CZECH REPUBLIC	0	78,046	-	0	79,092	-
RUSSIA FEDERATION	19,266	0	-100.00	8,719	0	-100.00
-KAYU OLAHAN LAIN	915,903,194	876,334,810	-4.32	1,058,453,748	829,714,317	-21.61
JAPAN	101,934,450	48,923,131	-52.01	113,762,561	85,047,779	-25.24
HONG KONG	14,879,140	8,998,533	-39.52	15,376,015	10,620,112	-30.93
KOREA, DEMOCRATIC PEOPLE'S R	18,855	0	-100.00	29,489	0	-100.00
KOREA, REPUBLIC OF	69,133,403	36,950,610	-46.55	54,146,119	40,495,243	-25.21
TAIWAN	49,781,858	36,413,544	-26.85	22,267,929	16,001,977	-28.14
CHINA	108,716,338	299,857,877	175.82	59,877,220	66,516,179	11.09
MONGOLIA	0	1,299	-	0	6,445	-
MACAU	782	94	-87.98	1,491	350	-76.53
PAPUA NEW GUINEA	1,843	1,373	-25.50	2,136	2,289	7.16
THAILAND	941,683	590,226	-37.32	1,587,995	787,752	-50.39
SINGAPORE	32,636,112	13,206,159	-59.54	19,258,075	12,109,113	-37.12
PHILIPPINES	3,913,410	3,050,061	-22.06	1,505,043	804,601	-46.54
MALAYSIA	22,788,823	12,357,238	-45.78	12,513,742	7,838,556	-37.36
MYANMAR (FORM. BURMA)	168	641	281.55	100	240	140.00
CAMBODIA	6,708	104,219	1,453.65	13,245	150,956	1,039.72
BRUNEI DARUSSALAM	506,069	299,358	-40.85	543,015	334,876	-38.33
LAO PEOPLE'S DEMOCRATIC REPL	0	1,790	-	0	44,091	-
VIET NAM	28,204,239	18,862,460	-33.12	11,345,670	5,674,666	-49.98
MALDIVES	1,587,306	731,624	-53.91	2,525,455	1,398,756	-44.61
INDIA	5,608,740	15,545,869	177.17	4,508,427	6,625,477	46.96
PAKISTAN	1,893,398	391,502	-79.32	893,195	194,206	-78.26
BANGLADESH	387,990	22,761	-94.13	121,187	17,218	-85.79
SRI LANKA	240,043	157,653	-34.32	297,397	156,682	-47.32
IRAQ	372,185	347,504	-6.63	196,356	250,702	27.68
IRAN (ISLAMIC REPUBLIC OF)	1,109,095	2,019,546	82.09	1,049,601	2,024,653	92.90
SAUDI ARABIA	7,983,198	3,535,043	-55.72	3,562,951	1,872,721	-47.44
ISRAEL	341,973	274,879	-19.62	595,389	636,745	6.95
KUWAIT	1,405,704	1,536,867	9.33	855,490	526,618	-38.44
JORDAN	1,351,736	2,027,134	49.97	670,849	1,049,326	56.42
LEBANON	245,611	439,107	78.78	433,537	741,033	70.93
YEMEN	4,288,978	4,556,128	6.23	1,430,622	1,186,921	-17.03
OMAN	114,713	45,203	-60.59	162,960	47,714	-70.72
SYRIA ARAB REPUBLIC	24,060,356	26,471,023	10.02	5,332,917	5,890,009	10.45
TURKEY	4,733,638	2,822,462	-40.37	6,501,606	4,245,057	-34.71
UNITED ARAB EMIRATES	9,017,637	5,678,527	-37.03	7,561,112	4,227,522	-44.09
QATAR	908,901	285,132	-68.63	1,306,574	131,542	-89.93
BAHRAIN	391,365	581,619	48.61	352,169	468,647	33.07
CYPRUS	220,364	229,287	4.05	410,332	550,616	34.19
EGYPT	20,203,867	27,099,238	34.13	4,966,393	6,732,119	35.55
LIBYAN ARAB JAMAHIRIYA	125,797	88,663	-29.52	183,630	94,588	-48.49
MOROCCO	108,732	54,469	-49.91	141,124	124,447	-11.82
TUNISIA	503,549	155,626	-69.09	198,107	400,429	102.13
ALGERIA	702,040	332,161	-52.69	516,799	130,669	-74.72
SUDAN	17,993	29,812	65.69	60,762	30,240	-50.23
NAMIBIA	6,306	6,095	-3.35	13,693	9,213	-32.72
ETHIOPIA	40,655	19,679	-51.60	68,994	46,075	-33.22
TANZANIA, UNITED REPUBLIC OF	10,329	10,424	0.92	33,482	26,756	-20.09
MADAGASCAR	14,912	13,911	-6.71	33,461	40,699	21.63
SOMALIA	118,637	53,617	-54.81	237,204	125,716	-47.00
KENYA	7,328	115,302	1,473.44	5,775	161,614	2,698.51
REUNION	797,003	563,813	-29.26	1,269,437	899,322	-29.16
MOZAMBIQUE	23,677	6,945	-70.67	12,770	2,832	-77.82
BOTSWANA	556	1,191	114.21	1,883	2,072	10.04
TOGO	0	1,484	-	0	1,830	-
GHANA	892	11	-98.77	2,060	300	-85.44
ANGOLA	9,287	21,795	134.68	8,789	20,808	136.75
CONGO	0	4,956	-	0	31,810	-
CAMEROON	3,274	0	-100.00	7,800	0	-100.00
NIGERIA	12	52,620	438,400.00	293	184,593	62,901.02
SIERRA LEONE	0	8,548	-	0	6,445	-
GABON	5,231	835	-84.04	15,250	3,907	-74.38
COTE D'IVOIRE	10,171	4,273	-57.99	15,958	11,654	-26.97
SENEGAL	24,196	25,978	7.36	30,294	29,898	-1.31
BENIN	0	39	-	0	338	-
U.S. VIRGIN ISLANDS	4,126	935	-77.34	7,731	1,361	-82.40
SEYCHELLES	201,193	493,047	145.06	414,937	1,172,655	182.61
UGANDA	1	0	-100.00	8	0	-100.00
CENTRAL AFRICAN REPUBLIC	0	9,875	-	0	11,010	-

TABEL 5. PERKEMBANGAN EKSPOR INDONESIA MENURUT KOMODITI DAN NEGARA TUJUAN

JENIS BARANG	BERAT BERSIH (KG)		PERUB	NILAI FOB (US \$)		PERUB
	JAN-OKT 2008	JAN-OKT 2009	%	JAN-OKT 2008	JAN-OKT 2009	%
	(1)	(2)	(3)	(4)	(5)	(6)
NIGER	0	1,200	-	0	1,682	-
DJIBOUTI	2,531	24,432	865.31	10,505	54,515	418.94
SOUTH AFRICA	11,446,987	9,999,682	-12.64	16,423,821	13,681,833	-16.70
ZAMBIA	0	104	-	0	438	-
MAURITIUS	431,696	281,286	-34.84	714,149	553,154	-22.54
VIRGIN ISLANDS (BRITISH)	490,687	34,225	-93.03	194,005	113,271	-41.61
AUSTRALIA	69,414,343	69,432,935	0.03	92,662,857	101,678,950	9.73
NEW ZEALAND	5,280,623	5,696,043	7.87	6,000,826	7,080,368	17.99
MICRONESIA, FEDERATED STATES	1,839	4,319	134.86	9,381	4,219	-55.03
GUAM	52,516	66,567	26.76	130,189	130,071	-0.09
PALAU	6,120	1,082	-82.32	19,691	4,583	-76.73
NEW CALEDONIA	1,049,155	822,846	-21.57	1,611,413	1,562,502	-3.04
NORTHERN MARIANA ISLANDS	8,101	3,265	-59.70	22,565	14,719	-34.77
SAINT VINCENT AND THE GRENAD	7,280	10,742	47.55	13,610	28,965	112.82
VANUATU	63,733	50,270	-21.12	199,361	62,037	-68.88
WALLIS AND FUTUNA ISLANDS	14,964	2,681	-82.08	29,783	4,460	-85.03
AMERICAN SAMOA	0	32,792	-	0	48,489	-
COOK ISLANDS	30,371	10,805	-64.42	47,708	39,133	-17.97
FIJI	79,202	26,846	-66.10	328,069	122,493	-62.66
SAMOA	1,315	13,344	914.75	4,194	17,567	318.86
SOLOMON ISLANDS	6,290	0	-100.00	16,722	0	-100.00
TONGA	1,607	10	-99.38	6,651	23	-99.65
EAST TIMOR	69,540	212,006	204.87	108,821	177,505	63.12
UNITED STATES	61,883,125	39,261,881	-36.55	149,278,710	100,998,591	-32.34
CANADA	4,954,933	3,002,299	-39.41	10,887,194	6,744,485	-38.05
MEXICO	909,258	722,958	-20.49	2,036,789	1,943,341	-4.59
GUATEMALA	16,319	5,841	-64.21	67,577	23,105	-65.81
HONDURAS	13,145	8,751	-33.43	10,640	15,079	41.72
NICARAGUA	12,477	2,737	-78.06	20,621	5,571	-72.98
PANAMA	48,841	58,694	20.17	102,633	121,651	18.53
SURINAME	0	3	-	0	80	-
CHILE	386,528	286,929	-25.77	816,083	623,248	-23.63
VENEZUELA	58,398	141,344	142.04	116,307	278,653	139.58
ARGENTINA	440,757	197,232	-55.25	878,245	587,078	-33.15
BRAZIL	503,670	375,289	-25.49	1,165,970	761,669	-34.68
COLOMBIA	138,400	137,352	-0.76	220,150	247,696	12.51
URUGUAY	96,920	40,067	-58.66	183,809	77,360	-57.91
PARAGUAY	3,105	786	-74.69	7,350	602	-91.81
ECUADOR	298	11,736	3,838.26	692	7,756	1,020.81
PERU	50,561	17,414	-65.56	77,821	24,524	-68.49
TRINIDAD AND TOBAGO	14,111	4,187	-70.33	39,860	10,714	-73.12
BAHAMAS	51,320	22,951	-55.28	133,605	54,795	-58.99
JAMAICA	137,597	129,847	-5.63	358,167	387,357	8.15
PUERTO RICO	117,447	105,690	-10.01	341,796	291,166	-14.81
BELIZE	3,225	126,461	3,821.27	13,142	42,508	223.45
DOMINICAN REPUBLIC	228,788	180,040	-21.31	747,414	473,803	-36.61
EL SALVADOR	8,713	0	-100.00	8,518	0	-100.00
COSTA RICA	104,165	67,793	-34.92	229,307	146,255	-36.22
HAITI	19,515	7,679	-60.65	25,621	14,260	-44.34
BARBADOS	19,544	91,951	370.48	38,201	78,050	104.31
ANTIGUA AND BARBUDA	40,355	32,715	-18.93	111,620	74,149	-33.57
ANGUILLA	705	27,605	3,815.60	2,023	71,950	3,456.60
ARUBA	60,716	19,140	-68.48	93,534	51,160	-45.30
BERMUDA	19,213	24,343	26.70	65,564	126,811	93.42
CAYMAN ISLANDS	3,720	4,673	25.62	4,703	6,087	29.43
DOMINICA	10,356	0	-100.00	16,150	0	-100.00
FRENCH GUIANA	24,834	30,380	22.33	77,590	66,748	-13.97
FRENCH POLYNESIA	637,374	192,766	-69.76	1,179,204	346,872	-70.58
GRENADA	7,584	1,285	-83.06	32,082	6,356	-80.19
MARTINIQUE	119,447	90,175	-24.51	229,348	175,988	-23.27
NETHERLANDS ANTILLES	438,080	384,169	-12.31	1,696,418	1,453,797	-14.30
NORFOLK ISLANDS	2,081	0	-100.00	4,992	0	-100.00
SAINT LUCIA	78,792	1,641	-97.92	281,509	13,466	-95.22
TURKS AND CAICOS ISLANDS	266,540	7,768	-97.09	599,582	28,837	-95.19
GUADELOUPE	106,540	89,357	-16.13	296,535	189,157	-36.21
SAINT KITTS AND NEVIS	10,952	5,479	-49.97	16,260	7,749	-52.34
UNITED KINGDOM	31,377,358	19,946,339	-36.43	63,968,950	41,929,121	-34.45
NETHERLANDS	60,919,536	46,795,324	-23.19	86,373,847	70,481,722	-18.40
FRANCE	17,509,629	13,533,017	-22.71	31,746,087	24,855,777	-21.70
GERMANY, FED. REP. OF	40,744,343	34,623,683	-15.02	68,781,498	61,973,578	-9.90
AUSTRIA	257,296	232,721	-9.55	824,802	564,695	-31.54
BELGIUM	18,205,182	13,657,471	-24.98	26,161,431	21,624,806	-17.34
SWITZERLAND	182,572	218,072	19.44	765,231	965,414	26.16
LUXEMBOURG	184,254	575	-99.69	124,768	5,725	-95.41

TABEL 5. PERKEMBANGAN EKSPOR INDONESIA MENURUT KOMODITI DAN NEGARA TUJUAN

JENIS BARANG	BERAT BERSIH (KG)		PERUB	NILAI FOB (US \$)		PERUB
	JAN-OKT 2008	JAN-OKT 2009	%	JAN-OKT 2008	JAN-OKT 2009	%
(1)	(2)	(3)	(4)	(5)	(6)	(7)
MONACO	312	63	-79.81	1,308	35	-97.32
DENMARK	5,707,076	3,824,239	-32.99	10,861,953	5,666,999	-47.83
NORWAY	4,905,896	1,819,023	-62.92	11,218,405	3,463,525	-69.13
SWEDEN	2,197,564	1,209,433	-44.96	5,882,027	3,481,609	-40.81
FINLAND	2,230,792	532,824	-76.12	4,986,377	1,471,766	-70.48
IRELAND	2,418,329	787,417	-67.44	5,038,908	1,983,741	-60.63
ITALY	15,014,423	8,489,270	-43.46	35,284,192	18,870,151	-46.52
SPAIN	7,643,908	4,857,855	-36.45	16,027,080	12,184,816	-23.97
PORTUGAL	1,854,866	2,158,401	16.36	4,253,323	4,368,637	2.71
ICELAND	37,323	2,611	-93.00	79,752	4,906	-93.85
GREECE	1,732,085	1,078,471	-37.74	3,122,101	2,833,931	-9.23
ANDORRA	3,655	0	-100.00	1,679	0	-100.00
DEMOCRATIC REPUBLIC OF THE C	0	845	-	0	2,688	-
HUNGARY	278,292	169,637	-39.04	509,496	301,501	-40.82
POLAND	10,757,352	9,281,269	-13.72	15,979,042	12,990,057	-18.71
ROMANIA	449,169	51,796	-88.47	630,338	74,428	-88.19
BULGARIA	715,878	318,202	-55.55	1,094,976	503,715	-54.00
YUGOSLAVIA	161,199	7,302	-95.47	242,163	13,347	-94.49
ALBANIA	36,558	143,643	292.92	42,273	261,770	519.24
AZERBAIJAN	375,408	42,067	-88.79	708,887	91,993	-87.02
BELARUS	2,695	0	-100.00	17,691	0	-100.00
KAZAKHSTAN	447,652	160,497	-64.15	872,183	220,077	-74.77
MOLDOVA, REPUBLIC OF	15,592	0	-100.00	15,763	0	-100.00
UKRAINE	1,306,825	573,653	-56.10	2,134,056	1,737,092	-18.60
UZBEKISTAN	13,272	0	-100.00	20,800	0	-100.00
LITHUANIA	135,495	182,441	34.65	256,748	267,707	4.27
LATVIA	471,040	79,008	-83.23	703,799	187,938	-73.30
ESTONIA	773,356	238,136	-69.21	1,154,360	505,592	-56.20
GEORGIA	152,198	59,177	-61.12	282,560	86,690	-69.32
CROATIA	722,207	396,526	-45.10	1,409,176	820,281	-41.79
BOSNIA AND HERZEGOVINA	1,169	0	-100.00	5,382	0	-100.00
MALTA	26,267	28,961	10.26	60,496	116,846	93.15
SLOVAKIA	91,843	19,087	-79.22	141,595	58,828	-58.45
SLOVENIA	348,508	207,323	-40.51	828,337	584,401	-29.45
CZECH REPUBLIC	453,826	521,110	14.83	1,339,872	1,259,590	-5.99
REP. OF MACEDONIA	8,915	3,381	-62.08	12,942	5,141	-60.28
RUSSIA FEDERATION	1,858,154	944,225	-49.18	4,174,832	1,953,390	-53.21
-TIMAH	102,274,653	84,123,881	-17.75	1,856,039,890	1,027,687,142	-44.63
JAPAN	3,024,277	1,159,665	-61.65	51,272,959	14,621,353	-71.48
HONG KONG	761,991	181,000	-76.25	11,350,373	1,326,313	-88.31
KOREA, REPUBLIC OF	1,546,847	818,270	-47.10	29,452,919	9,918,975	-66.32
TAIWAN	1,641,447	1,015,237	-38.15	30,061,675	13,014,391	-56.71
CHINA	594,034	2,900,341	388.24	8,700,101	34,400,695	295.41
THAILAND	19,733	163,535	728.74	266,395	1,717,118	544.58
SINGAPORE	84,793,153	67,800,865	-20.04	1,550,367,677	830,324,835	-46.44
PHILIPPINES	65,327	104,677	60.24	1,458,335	1,707,850	17.11
MALAYSIA	8,791,632	8,956,640	1.88	159,401,553	108,431,971	-31.98
VIET NAM	331,009	78	-99.98	5,048,640	565	-99.99
INDIA	500,611	139,362	-72.16	7,081,113	1,769,201	-75.02
BANGLADESH	2,025	2,000	-1.23	34,006	23,130	-31.98
IRAQ	0	6,113	-	0	118,569	-
SAUDI ARABIA	0	1	-	0	2,892	-
UNITED ARAB EMIRATES	0	162,725	-	0	2,175,832	-
AUSTRALIA	124,743	102,822	-17.57	433,454	370,974	-14.41
EAST TIMOR	4,064	2,079	-48.84	4,620	617	-86.65
UNITED STATES	23,897	374,683	1,467.91	125,907	4,443,037	3,428.82
CANADA	0	3,405	-	0	52,845	-
NETHERLANDS	49,829	202,295	305.98	980,059	2,874,041	193.25
GERMANY, FED. REP. OF	0	2,637	-	0	48,540	-
BELGIUM	0	17	-	0	42	-
ITALY	34	0	-100.00	104	0	-100.00
SPAIN	0	25,434	-	0	343,356	-
-ALUMINIUM	235,266,050	187,161,619	-20.45	754,275,910	373,530,926	-50.48
JAPAN	133,150,666	107,773,141	-19.06	370,791,592	162,640,596	-56.14
HONG KONG	1,533,394	1,083,066	-29.37	5,040,634	1,963,424	-61.05
KOREA, DEMOCRATIC PEOPLE'S R	1,306	0	-100.00	8,250	0	-100.00
KOREA, REPUBLIC OF	7,813,951	10,119,827	29.51	16,371,440	13,993,744	-14.52
TAIWAN	4,127,808	1,898,598	-54.00	16,044,472	6,899,555	-57.00
CHINA	1,822,369	6,585,818	261.39	6,437,462	11,679,170	81.43
PAPUA NEW GUINEA	700,258	1,013,663	44.76	2,717,521	2,631,202	-3.18
THAILAND	6,775,129	5,651,408	-16.59	27,660,512	15,753,775	-43.05
SINGAPORE	9,190,198	6,969,607	-24.16	34,849,054	23,760,236	-31.82

TABEL 5. PERKEMBANGAN EKSPOR INDONESIA MENURUT KOMODITI DAN NEGARA TUJUAN

JENIS BARANG	BERAT BERSIH (KG)		PERUB	NILAI FOB (US \$)		PERUB
	JAN-OKT 2008	JAN-OKT 2009	%	JAN-OKT 2008	JAN-OKT 2009	%
	(1)	(2)	(3)	(4)	(5)	(6)
PHILIPPINES	8,997,561	7,563,666	-15.94	28,077,183	23,752,799	-15.40
MALAYSIA	9,075,841	6,759,255	-25.52	33,132,572	18,489,324	-44.20
MYANMAR (FORM. BURMA)	85,527	22,491	-73.70	396,692	66,178	-83.32
BRUNEI DARUSSALAM	283,076	253,755	-10.36	1,193,097	868,796	-27.18
NEPAL	176,659	0	-100.00	651,890	0	-100.00
VIET NAM	931,326	1,996,387	114.36	4,635,705	4,633,630	-0.04
MALDIVES	17,945	6,721	-62.55	46,950	18,160	-61.32
INDIA	1,117,470	952,839	-14.73	4,726,952	2,814,905	-40.45
PAKISTAN	247,484	119,745	-51.62	1,217,519	438,668	-63.97
BANGLADESH	231,000	416,659	80.37	991,569	1,030,311	3.91
SRI LANKA	105,431	72,439	-31.29	469,808	210,874	-55.11
IRAN (ISLAMIC REPUBLIC OF)	26,191	82,224	213.94	84,723	239,474	182.66
SAUDI ARABIA	3,899,376	162,804	-95.82	26,921,890	850,925	-96.84
KUWAIT	11,293	3,876	-65.68	14,560	9,066	-37.73
JORDAN	7,783	0	-100.00	52,278	0	-100.00
LEBANON	9,240	11,869	28.45	16,027	39,180	144.46
YEMEN	891,666	0	-100.00	2,836,487	0	-100.00
OMAN	850,905	95,400	-88.79	3,822,787	198,984	-94.79
TURKEY	113,419	64,862	-42.81	470,908	192,235	-59.18
UNITED ARAB EMIRATES	461,028	263,706	-42.80	2,445,204	776,452	-68.25
BAHRAIN	157	783	398.73	6,215	4,974	-19.97
CYPRUS	819	1,762	115.14	9,324	12,284	31.75
EGYPT	235,534	4,199	-98.22	1,207,292	6,391	-99.47
LIBYAN ARAB JAMAHIRIYA	0	5,788	-	0	9,486	-
MOROCCO	905	0	-100.00	4,853	0	-100.00
ALGERIA	4,459	0	-100.00	21,221	0	-100.00
ERITREA	19,509	0	-100.00	84,927	0	-100.00
ETHIOPIA	1,109,688	576,485	-48.05	3,750,000	1,511,083	-59.70
TANZANIA, UNITED REPUBLIC OF	0	69,487	-	0	167,898	-
MADAGASCAR	71,408	96,287	34.84	237,248	293,730	23.81
KENYA	1,800	0	-100.00	10,905	0	-100.00
REUNION	23,749	28,644	20.61	82,525	82,259	-0.32
MOZAMBIQUE	96,725	0	-100.00	440,130	0	-100.00
BOTSWANA	12	0	-100.00	41	0	-100.00
ANGOLA	0	112	-	0	1,385	-
NIGERIA	241,750	265,454	9.81	818,701	649,167	-20.71
COTE D'IVOIRE	83,520	0	-100.00	413,280	0	-100.00
SENEGAL	5,874	19,442	230.98	36,713	111,646	204.10
BENIN	125	0	-100.00	68	0	-100.00
BURKINA FASO	0	21	-	0	185	-
SEYCHELLES	88	309	251.14	563	1,883	234.46
SAO TOME AND PRINCIPE	593	0	-100.00	500	0	-100.00
SOUTH AFRICA	158,734	117,257	-26.13	1,199,698	745,736	-37.84
ZAMBIA	1,056	630	-40.34	12,342	7,504	-39.20
BURUNDI	0	18,827	-	0	63,342	-
MAURITIUS	558,138	627,432	12.42	2,012,398	1,841,659	-8.48
AUSTRALIA	7,322,286	5,249,258	-28.31	27,726,572	14,534,737	-47.58
NEW ZEALAND	2,037,353	681,520	-66.55	7,044,255	1,533,301	-78.23
GUAM	243	0	-100.00	1,620	0	-100.00
PALAU	19	0	-100.00	16	0	-100.00
NEW CALEDONIA	350,391	343,572	-1.95	1,236,048	1,096,965	-11.25
VANUATU	988	6,474	555.26	2,011	5,833	190.05
COOK ISLANDS	65	0	-100.00	188	0	-100.00
FIJI	89,335	223,831	150.55	276,778	309,714	11.90
KIRIBATI	148	0	-100.00	1,608	0	-100.00
TONGA	110	0	-100.00	589	0	-100.00
EAST TIMOR	215,147	613,894	185.34	214,812	606,591	182.38
UNITED STATES	23,343,426	13,247,517	-43.25	86,433,023	37,881,487	-56.17
CANADA	1,496,440	1,858,551	24.20	6,196,242	4,626,540	-25.33
MEXICO	31,853	7,758	-75.64	191,435	64,585	-66.26
GUATEMALA	186	115	-38.17	912	499	-45.29
HONDURAS	82	0	-100.00	77	0	-100.00
PANAMA	0	406	-	0	800	-
CHILE	22,389	0	-100.00	166,609	0	-100.00
VENEZUELA	421	23	-94.54	128	34	-73.44
ARGENTINA	233	76	-67.38	758	92	-87.86
BRAZIL	189,308	494,115	161.01	1,119,681	1,706,337	52.39
COLOMBIA	0	161	-	0	330	-
URUGUAY	1,057	1	-99.91	518	3	-99.42
PERU	0	18,253	-	0	50,292	-
TRINIDAD AND TOBAGO	15	0	-100.00	1,100	0	-100.00
BAHAMAS	0	14	-	0	59	-
JAMAICA	0	308	-	0	367	-
PUERTO RICO	35,737	38,464	7.63	107,962	76,826	-28.84

TABEL 5. PERKEMBANGAN EKSPOR INDONESIA MENURUT KOMODITI DAN NEGARA TUJUAN

JENIS BARANG	BERAT BERSIH (KG)		PERUB	NILAI FOB (US \$)		PERUB
	JAN-OKT 2008	JAN-OKT 2009	%	JAN-OKT 2008	JAN-OKT 2009	%
(1)	(2)	(3)	(4)	(5)	(6)	(7)
DOMINICAN REPUBLIC	1,242	540	-56.52	14,403	1,775	-87.68
COSTA RICA	6,303	20	-99.68	29,150	64	-99.78
HAITI	136,852	964	-99.30	670,022	2,844	-99.58
ARUBA	0	24	-	0	55	-
FRENCH POLYNESIA	659	1,516	130.05	2,673	1,332	-50.17
NETHERLANDS ANTILLES	952	1,400	47.06	550	1,097	99.45
GUADELOUPE	210	152	-27.62	591	180	-69.54
UNITED KINGDOM	1,246,694	697,873	-44.02	7,271,881	3,534,778	-51.39
NETHERLANDS	124,968	157,400	25.95	930,307	1,179,022	26.73
FRANCE	260,046	293,433	12.84	2,067,850	2,175,799	5.22
GERMANY, FED. REP. OF	1,118,213	775,920	-30.61	2,741,215	2,089,214	-23.79
AUSTRIA	1,579	3,427	117.04	10,512	7,687	-26.87
BELGIUM	183,786	306,728	66.89	1,073,068	926,694	-13.64
SWITZERLAND	1,237	3,014	143.65	8,630	13,179	52.71
DENMARK	203,811	17,454	-91.44	688,389	25,163	-96.34
NORWAY	88,512	16,953	-80.85	285,227	92,774	-67.47
SWEDEN	103,543	7,585	-92.67	235,019	59,225	-74.80
FINLAND	80	4,272	5,240.00	128	28,053	21,816.41
ITALY	93,546	126,365	35.08	510,775	467,924	-8.39
SPAIN	104,741	103,551	-1.14	549,807	550,235	0.08
PORTUGAL	2,822	14,045	397.70	16,271	18,400	13.08
GREECE	16,362	12,760	-22.01	110,012	79,603	-27.64
DEMOCRATIC REPUBLIC OF THE C	9,343	0	-100.00	35,527	0	-100.00
HUNGARY	4,910	435	-91.14	28,406	3,150	-88.91
POLAND	17,311	7,043	-59.31	106,227	116,443	9.62
ROMANIA	4,573	0	-100.00	28,937	0	-100.00
BULGARIA	4,111	3,637	-11.53	24,371	21,444	-12.01
UKRAINE	19,732	6,208	-68.54	64,594	35,466	-45.09
LATVIA	491	0	-100.00	300	0	-100.00
CROATIA	1,663	4,355	161.88	10,667	31,711	197.28
MALTA	11	2,165	19,581.82	21	3,098	14,652.38
SLOVAKIA	0	20	-	0	202	-
SLOVENIA	8,812	775	-91.21	45,241	2,963	-93.45
CZECH REPUBLIC	1,091,760	4,888	-99.55	3,517,515	27,456	-99.22
RUSSIA FEDERATION	0	25,641	-	0	76,229	-
-NIKEL	91,802,782	69,310,514	-24.50	1,339,676,411	583,668,930	-56.43
JAPAN	84,345,975	68,404,063	-18.90	1,290,502,001	581,264,872	-54.96
HONG KONG	37	234	532.43	673	2,171	222.59
KOREA, REPUBLIC OF	57,742	503,868	772.62	191,341	1,465,801	666.07
CHINA	11,870	12,104	1.97	72,240	144,230	99.65
THAILAND	43	0	-100.00	432	0	-100.00
SINGAPORE	19,633	19,252	-1.94	167,287	134,160	-19.80
MALAYSIA	42,108	829	-98.03	183,205	41,254	-77.48
VIET NAM	15,018	28,027	86.62	134,086	157,130	17.19
INDIA	4,382	272,668	6,122.46	19,729	96,479	389.02
PAKISTAN	199	0	-100.00	8,800	0	-100.00
UNITED ARAB EMIRATES	0	13	-	0	680	-
EGYPT	0	32	-	0	168	-
EAST TIMOR	0	511	-	0	509	-
UNITED STATES	11	17,360	157,718.18	202	127,412	62,975.25
UNITED KINGDOM	11,605	46,035	296.68	92,187	217,087	135.49
NETHERLANDS	0	5,493	-	0	16,821	-
AUSTRIA	59	25	-57.63	68	156	129.41
SWITZERLAND	7,294,100	0	-100.00	48,304,160	0	-100.00
-BESI/BAJA	1,906,142,499	1,430,673,287	-24.94	2,719,900,604	1,675,192,323	-38.41
JAPAN	110,466,430	56,872,552	-48.52	197,089,796	135,388,249	-31.31
HONG KONG	3,549,311	5,409,472	52.41	7,954,524	7,946,063	-0.11
KOREA, REPUBLIC OF	40,596,243	49,202,059	21.20	175,685,806	100,973,363	-42.53
TAIWAN	15,826,016	6,266,240	-60.41	35,179,004	10,568,070	-69.96
CHINA	90,704,627	173,108,627	90.85	57,327,409	82,906,143	44.62
MACAU	7,117	0	-100.00	42,591	0	-100.00
PAPUA NEW GUINEA	4,236,904	3,032,527	-28.43	5,998,315	5,554,828	-7.39
THAILAND	62,187,991	33,861,154	-45.55	101,771,793	56,772,493	-44.22
SINGAPORE	450,592,023	284,478,678	-36.87	538,212,483	301,475,034	-43.99
PHILIPPINES	27,752,246	21,861,450	-21.23	38,610,523	23,197,516	-39.92
MALAYSIA	170,965,889	143,899,221	-15.83	205,859,026	119,129,760	-42.13
MYANMAR (FORM. BURMA)	1,659,891	10,158,615	512.00	2,838,142	7,224,339	154.54
CAMBODIA	5,843,750	13,653	-99.77	5,691,223	159,217	-97.20
BRUNEI DARUSSALAM	1,208,095	4,262,279	252.81	2,261,250	3,299,089	45.90
NEPAL	57	0	-100.00	315	0	-100.00
VIET NAM	121,504,717	129,129,880	6.28	131,345,462	86,434,618	-34.19
MALDIVES	78,271	52,131	-33.40	294,139	168,861	-42.59

TABEL 5. PERKEMBANGAN EKSPOR INDONESIA MENURUT KOMODITI DAN NEGARA TUJUAN

JENIS BARANG	BERAT BERSIH (KG)		PERUB	NILAI FOB (US \$)		PERUB
	JAN-OKT 2008	JAN-OKT 2009	%	JAN-OKT 2008	JAN-OKT 2009	%
	(1)	(2)	(3)	(4)	(5)	(6)
INDIA	36,171,158	46,013,539	27.21	36,079,037	32,969,036	-8.62
PAKISTAN	5,697,045	18,583,378	226.19	6,389,877	15,505,974	142.66
BANGLADESH	5,139,629	7,899,149	53.69	5,996,884	5,626,861	-6.17
SRI LANKA	10,392,297	8,337,003	-19.78	10,117,795	4,664,708	-53.90
IRAQ	0	48,532	-	0	38,167	-
IRAN (ISLAMIC REPUBLIC OF)	56,513,799	60,884,971	7.73	69,941,933	102,365,361	46.36
SAUDI ARABIA	7,385,815	19,338,234	161.83	15,604,139	20,956,109	34.30
ISRAEL	42,989	4,646	-89.19	142,168	90,766	-36.16
KUWAIT	11,724,190	10,617,579	-9.44	16,084,984	9,679,739	-39.82
JORDAN	49,854	578,169	1,059.72	115,715	650,860	462.47
LEBANON	28,254	164,524	482.30	99,183	1,027,468	935.93
YEMEN	3,667,085	2,433,657	-33.64	8,467,550	4,115,922	-51.39
OMAN	3,207,206	8,435,983	163.03	14,563,213	13,819,260	-5.11
SYRIA ARAB REPUBLIC	3,757,534	4,496,961	19.68	6,868,238	11,144,732	62.26
TURKEY	2,275,905	1,692,348	-25.64	3,921,457	3,419,645	-12.80
UNITED ARAB EMIRATES	101,718,442	26,260,977	-74.18	112,039,161	20,913,993	-81.33
QATAR	4,037,252	10,075,955	149.57	11,090,889	15,367,949	38.56
BAHRAIN	5,514,327	550,996	-90.01	10,863,081	393,058	-96.38
CYPRUS	30,239	290,322	860.09	93,240	256,479	175.07
EGYPT	3,580,344	3,948,373	10.28	3,299,769	4,679,768	41.82
LIBYAN ARAB JAMAHIRIYA	2	189,163	9,458,050.00	330	926,836	280,759.39
MOROCCO	100	726	626.00	278	1,187	326.98
TUNISIA	2,040,887	194,015	-90.49	2,880,212	151,064	-94.76
ALGERIA	6,457,367	4,340,756	-32.78	23,399,375	11,301,043	-51.70
SUDAN	43,832	405,094	824.20	511,918	442,963	-13.47
NAMIBIA	690	322	-53.33	2,052	746	-63.65
ETHIOPIA	230,750	0	-100.00	302,283	0	-100.00
TANZANIA, UNITED REPUBLIC OF	225,267	103,796	-53.92	401,328	88,658	-77.91
MADAGASCAR	1,951,592	2,424,901	24.25	2,276,810	1,937,043	-14.92
SOMALIA	721,237	991,890	37.53	908,700	692,831	-23.76
KENYA	170,957	450,473	163.50	311,027	522,574	68.02
REUNION	35,642	21,942	-38.44	66,359	33,984	-48.79
MOZAMBIQUE	737,649	125,875	-82.94	978,767	250,799	-74.38
GHANA	160,876	523,185	225.21	281,180	431,094	53.32
LIBERIA	0	49,310	-	0	31,010	-
ANGOLA	1,003,124	5,196,353	418.02	1,820,560	19,128,011	950.67
CONGO	0	492	-	0	1,102	-
CAMEROON	61,685	23,569	-61.79	135,123	58,311	-56.85
NIGERIA	362,093	640,297	76.83	810,909	2,167,574	167.30
GABON	16,021	694	-95.67	36,032	3,089	-91.43
COTE D'IVOIRE	54,199	275,392	408.11	66,483	1,848,939	2,681.07
SENEGAL	1,170	9,965	751.71	2,449	29,211	1,092.77
MAURITANIA	314,189	238,310	-24.15	920,042	988,489	7.44
BENIN	116,995	176,139	50.55	266,700	249,360	-6.50
BURKINA FASO	0	3,646	-	0	11,036	-
SEYCHELLES	588,927	14,047	-97.61	737,744	45,639	-93.81
UGANDA	0	3,614	-	0	11,991	-
NIGER	88	0	-100.00	250	0	-100.00
DJIBOUTI	1,912,433	128	-99.99	2,289,841	200	-99.99
SWAZILAND	0	900	-	0	4,780	-
SOUTH AFRICA	4,935,305	1,404,052	-71.55	10,395,204	3,392,721	-67.36
ZIMBABWE	5,074	4,258	-16.08	10,258	8,258	-19.50
ZAMBIA	139,326	26,062	-81.29	299,140	52,463	-82.46
BURUNDI	0	263	-	0	888	-
MAURITIUS	7,046,715	4,460,236	-36.70	10,309,070	6,056,647	-41.25
RWANDA	35	0	-100.00	250	0	-100.00
VIRGIN ISLANDS (BRITISH)	85	4,034	4,645.88	521	5,328	922.65
AUSTRALIA	227,701,409	72,712,097	-68.07	228,007,610	86,375,431	-62.12
NEW ZEALAND	8,117,096	5,512,888	-32.08	10,637,286	5,182,985	-51.28
MICRONESIA, FEDERATED STATES	203	6,520	3,111.82	1,039	20,921	1,913.57
GUAM	18,175	1,188	-93.46	16,390	2,519	-84.63
PALAU	1,918	3	-99.84	3,261	60	-98.16
NEW CALEDONIA	61,679	82,106	33.12	155,340	121,124	-22.03
SAINT VINCENT AND THE GRENAD	43	0	-100.00	43	0	-100.00
VANUATU	65,472	9,064	-86.16	138,293	21,570	-84.40
WALLIS AND FUTUNA ISLANDS	840	377	-55.12	1,824	939	-48.52
COOK ISLANDS	3,335	1,794	-46.21	22,279	6,727	-69.81
FIJI	122,407	206,740	68.90	180,826	381,218	110.82
SOLOMON ISLANDS	2,057,343	0	-100.00	1,737,730	0	-100.00
TONGA	1,088	5	-99.54	1,471	10	-99.32
EAST TIMOR	5,880,150	12,781,359	117.36	7,663,452	13,069,787	70.55
UNITED STATES	73,139,710	46,683,868	-36.17	177,577,520	124,528,645	-29.87
CANADA	1,575,372	4,507,478	186.12	6,797,274	7,541,113	10.94
MEXICO	950,519	5,044,306	430.69	2,515,171	13,193,938	424.57

TABEL 5. PERKEMBANGAN EKSPOR INDONESIA MENURUT KOMODITI DAN NEGARA TUJUAN

JENIS BARANG	BERAT BERSIH (KG)		PERUB	NILAI FOB (US \$)		PERUB
	JAN-OKT 2008	JAN-OKT 2009	%	JAN-OKT 2008	JAN-OKT 2009	%
	(1)	(2)	(3)	(4)	(5)	(6)
GUATEMALA	178,685	61,663	-65.49	471,475	174,037	-63.09
HONDURAS	294	0	-100.00	239	0	-100.00
NICARAGUA	2,716	8	-99.71	4,903	17	-99.65
PANAMA	1,567	197,286	12,490.04	3,281	125,902	3,737.31
SURINAME	16,874	0	-100.00	37,286	0	-100.00
CHILE	390,092	209,450	-46.31	617,126	326,025	-47.17
VENEZUELA	361,099	700,965	94.12	493,535	2,157,959	337.25
ARGENTINA	119,577	107,184	-10.36	883,453	1,178,021	33.34
BRAZIL	2,583,881	378,525	-85.35	9,486,056	1,238,478	-86.94
COLOMBIA	210,867	670,094	217.78	662,796	4,316,154	551.20
BOLIVIA	0	117,458	-	0	49,767	-
URUGUAY	46,106	53,591	16.23	121,775	41,019	-66.32
PARAGUAY	0	43,912	-	0	76,544	-
ECUADOR	592,751	276,219	-53.40	1,319,954	350,673	-73.43
PERU	586,492	1,023,953	74.59	1,132,737	1,372,402	21.16
TRINIDAD AND TOBAGO	101,162	99,450	-1.69	106,279	294,288	176.90
BAHAMAS	35	0	-100.00	35	0	-100.00
JAMAICA	714	847	18.63	589	753	27.84
PUERTO RICO	405,514	214	-99.95	649,345	1,360	-99.79
BELIZE	26	0	-100.00	107	0	-100.00
DOMINICAN REPUBLIC	4,291	2,855	-33.47	17,980	3,526	-80.39
COSTA RICA	7,510	16,718	122.61	8,042	19,850	146.83
HAITI	0	802	-	0	568	-
BARBADOS	50,950	23,361	-54.15	61,340	17,540	-71.41
ANTIGUA AND BARBUDA	0	55	-	0	84	-
ANGUILLA	1	80	7,900.00	3	162	5,300.00
ARUBA	504	10	-98.02	4,796	25	-99.48
BERMUDA	2	514	25,600.00	60	2,109	3,415.00
CAYMAN ISLANDS	0	1,121	-	0	1,303	-
FRENCH GUIANA	5,163	5,067	-1.86	15,382	15,571	1.23
FRENCH POLYNESIA	1,847,456	13,965	-99.24	1,546,821	19,398	-98.75
GRENADA	48	690	1,337.50	235	2,811	1,096.17
MARTINIQUE	4,971	1,596	-67.89	9,298	2,799	-69.90
NETHERLANDS ANTILLES	12,716	9,711	-23.63	12,351	16,241	31.50
SAINT LUCIA	0	146	-	0	1,137	-
TURKS AND CAICOS ISLANDS	128	1,933	1,410.16	212	6,245	2,845.75
GUADELOUPE	4,945	6,300	27.40	11,721	9,440	-19.46
SAINT KITTS AND NEVIS	3,391	685	-79.80	2,001	955	-52.27
UNITED KINGDOM	12,485,801	10,301,056	-17.50	11,835,583	13,887,860	17.34
NETHERLANDS	60,764,509	51,708,783	-14.90	62,626,409	52,645,545	-15.94
FRANCE	453,133	443,682	-2.09	2,472,875	1,558,183	-36.99
GERMANY, FED. REP. OF	47,322,644	6,972,095	-85.27	46,571,455	12,044,987	-74.14
AUSTRIA	2,620	466,593	17,708.89	18,698	452,274	2,318.84
BELGIUM	6,000,620	2,642,365	-55.97	18,680,215	10,312,659	-44.79
SWITZERLAND	29,615,728	18,731,378	-36.75	185,400,329	44,862,766	-75.80
DENMARK	9,756,330	6,588,423	-32.47	7,327,090	3,259,149	-55.52
NORWAY	53,351	3,723	-93.02	197,755	21,150	-89.30
SWEDEN	670,690	111,701	-83.35	1,626,485	253,094	-84.44
FINLAND	20,177	34,017	68.59	220,274	151,787	-31.09
IRELAND	8,862	611,078	6,795.49	14,637	439,659	2,903.75
ITALY	3,352,618	2,459,743	-26.63	10,771,329	4,598,887	-57.30
SPAIN	5,436,935	865,476	-84.08	6,778,620	1,677,156	-75.26
PORTUGAL	614,624	149,633	-75.65	1,803,184	238,763	-86.76
ICELAND	119,937	4,769	-96.02	258,000	3,142	-98.78
GREECE	225,211	57,003	-74.69	677,550	218,368	-67.77
LIECHTENSTEIN	0	5	-	0	306	-
DEMOCRATIC REPUBLIC OF THE C	955	0	-100.00	3,636	0	-100.00
HUNGARY	5,239	9,130	74.27	9,336	23,210	148.61
POLAND	134,619	288,885	114.59	395,274	768,031	94.30
ROMANIA	1,217,320	84,028	-93.10	1,901,024	164,313	-91.36
BULGARIA	11,787	1,753	-85.13	56,825	1,538	-97.29
YUGOSLAVIA	2,236	528	-76.39	4,492	1,639	-63.51
ALBANIA	135	0	-100.00	203	0	-100.00
KAZAKHSTAN	3,072	564,186	18,265.43	4,432	2,363,491	53,227.87
TURKMENISTAN	186,755	0	-100.00	638,194	0	-100.00
UKRAINE	18,358	77,910	324.39	37,050	162,732	339.22
LITHUANIA	234,888	2,051	-99.13	612,960	6,092	-99.01
LATVIA	0	44	-	0	196	-
ESTONIA	575,259	198,347	-65.52	1,613,649	259,745	-83.90
GEORGIA	99,556	0	-100.00	127,723	0	-100.00
CROATIA	11,177	8,484	-24.09	32,295	14,600	-54.79
BOSNIA AND HERZEGOVINA	170	0	-100.00	798	0	-100.00
MALTA	1,717	699	-59.29	4,684	1,176	-74.89
SLOVAKIA	478	46,587	9,646.23	3,076	75,391	2,350.94

TABEL 5. PERKEMBANGAN EKSPOR INDONESIA MENURUT KOMODITI DAN NEGARA TUJUAN

JENIS BARANG	BERAT BERSIH (KG)		PERUB	NILAI FOB (US \$)		PERUB
	JAN-OKT 2008	JAN-OKT 2009	%	JAN-OKT 2008	JAN-OKT 2009	%
	(1)	(2)	(3)	(4)	(5)	(6)
SLOVENIA	5,810	20,755	257.23	21,722	104,728	382.13
CZECH REPUBLIC	3,804	335,117	8,709.60	13,762	865,774	6,191.05
REP. OF MACEDONIA	0	9,862	-	0	10,243	-
RUSSIA FEDERATION	2,040,833	729,444	-64.26	5,639,650	1,714,172	-69.60
-TEMBAGA	237,173,328	267,115,114	12.62	1,990,040,088	1,808,314,899	-9.13
JAPAN	3,117,461	8,520,883	173.33	179,566,476	449,042,485	150.07
HONG KONG	9,306,177	5,487,764	-41.03	65,970,639	25,678,027	-61.08
KOREA, REPUBLIC OF	5,277,856	6,553,855	24.18	174,368,367	161,726,349	-7.25
TAIWAN	14,346,701	12,664,733	-11.72	94,701,310	65,693,859	-30.63
CHINA	47,852,418	66,938,859	39.89	261,607,077	262,315,372	0.27
PAPUA NEW GUINEA	56	0	-100.00	89	0	-100.00
THAILAND	50,685,674	46,741,430	-7.78	390,847,122	227,514,293	-41.79
SINGAPORE	16,796,982	20,247,439	20.54	176,087,380	88,880,346	-49.52
PHILIPPINES	12,644,849	7,841,243	-37.99	103,198,529	42,699,228	-58.62
MALAYSIA	63,851,845	78,064,181	22.26	468,846,266	414,909,462	-11.50
BRUNEI DARUSSALAM	670	979	46.12	338	4,307	1,174.26
LAO PEOPLE'S DEMOCRATIC REPL	0	247	-	0	9,582	-
NEPAL	0	64,476	-	0	310,752	-
VIET NAM	6,817,329	9,595,324	40.75	53,919,362	48,571,925	-9.92
MALDIVES	3,812	4,609	20.91	18,079	34,137	88.82
INDIA	726,752	1,058,571	45.66	5,517,978	5,344,108	-3.15
PAKISTAN	96,604	1,294,646	1,240.16	654,700	5,414,049	726.95
BANGLADESH	115,600	353,530	205.82	853,296	1,631,103	91.15
SRI LANKA	28	2	-92.86	134	40	-70.15
IRAN (ISLAMIC REPUBLIC OF)	610	0	-100.00	9,627	0	-100.00
SAUDI ARABIA	0	5,227	-	0	83,575	-
ISRAEL	55	0	-100.00	1,000	0	-100.00
KUWAIT	0	2,117	-	0	9,587	-
YEMEN	0	40,494	-	0	134,386	-
OMAN	0	460	-	0	3,474	-
TURKEY	6	0	-100.00	100	0	-100.00
UNITED ARAB EMIRATES	2,343	1,293	-44.81	12,586	9,125	-27.50
QATAR	3,021	0	-100.00	2,275	0	-100.00
BAHRAIN	0	59	-	0	656	-
MOROCCO	232	100	-56.90	2,900	2,428	-16.28
ALGERIA	0	255	-	0	2,772	-
SUDAN	0	18	-	0	550	-
ETHIOPIA	0	8,794	-	0	31,911	-
TANZANIA, UNITED REPUBLIC OF	0	978	-	0	2,399	-
MADAGASCAR	749,999	57,246	-92.37	540,000	32,802	-93.93
KENYA	5,984	0	-100.00	27,882	0	-100.00
ANGOLA	0	41	-	0	513	-
NIGERIA	0	22	-	0	930	-
SENEGAL	690	0	-100.00	6,880	0	-100.00
SEYCHELLES	59	1,195	1,925.42	128	975	661.72
SOUTH AFRICA	2,154	565	-73.77	8,725	1,076	-87.67
MAURITIUS	683	504	-26.21	3,995	621	-84.46
VIRGIN ISLANDS (BRITISH)	959	1,150	19.92	2,630	3,800	44.49
AUSTRALIA	30,516	275,197	801.81	392,241	1,521,587	287.92
NEW ZEALAND	268,455	218,997	-18.42	252,662	118,656	-53.04
GUAM	1,062	0	-100.00	218	0	-100.00
PALAU	0	1	-	0	19	-
NEW CALEDONIA	53	0	-100.00	150	0	-100.00
VANUATU	287	168	-41.46	521	186	-64.30
FIJI	2,794	2,137	-23.51	14,743	18,225	23.62
TONGA	37	0	-100.00	30	0	-100.00
TUVALU	0	437	-	0	655	-
EAST TIMOR	365,660	18,048	-95.06	273,541	14,299	-94.77
UNITED STATES	3,769,187	804,830	-78.65	10,230,298	4,748,111	-53.59
CANADA	75,117	58,878	-21.62	726,649	380,981	-47.57
MEXICO	0	416	-	0	700	-
HONDURAS	1,227	0	-100.00	1,140	0	-100.00
PANAMA	0	199	-	0	393	-
CHILE	0	14	-	0	155	-
VENEZUELA	21	0	-100.00	177	0	-100.00
BRAZIL	20,811	51,884	149.31	307,186	567,932	84.88
BOLIVIA	281	0	-100.00	4,778	0	-100.00
PERU	13	0	-100.00	100	0	-100.00
PUERTO RICO	1	0	-100.00	3	0	-100.00
DOMINICAN REPUBLIC	249	0	-100.00	333	0	-100.00
COSTA RICA	0	130	-	0	182	-
NETHERLANDS ANTILLES	252	143	-43.25	1,105	314	-71.58
GUADELOUPE	114	0	-100.00	150	0	-100.00

TABEL 5. PERKEMBANGAN EKSPOR INDONESIA MENURUT KOMODITI DAN NEGARA TUJUAN

JENIS BARANG	BERAT BERSIH (KG)		PERUB	NILAI FOB (US \$)		PERUB
	JAN-OKT 2008	JAN-OKT 2009	%	JAN-OKT 2008	JAN-OKT 2009	%
	(1)	(2)	(3)	(4)	(5)	(6)
UNITED KINGDOM	24,818	13,132	-47.09	125,918	191,158	51.81
NETHERLANDS	10,138	21,963	116.64	74,405	153,597	106.43
FRANCE	4,313	2,370	-45.05	17,919	70,931	295.84
GERMANY, FED. REP. OF	7,637	47,396	520.61	57,487	127,903	122.49
AUSTRIA	1,681	1,259	-25.10	17,860	5,031	-71.83
BELGIUM	79,019	11,574	-85.35	587,496	191,351	-67.43
SWITZERLAND	101	16	-84.16	827	50	-93.95
DENMARK	1,923	559	-70.93	5,835	522	-91.05
NORWAY	0	1	-	0	1,374	-
SWEDEN	79,086	239	-99.70	70,570	703	-99.00
FINLAND	12	0	-100.00	34	0	-100.00
ITALY	7,845	4,496	-42.69	32,338	16,778	-48.12
SPAIN	5,925	20,560	247.00	15,924	43,622	173.94
PORTUGAL	0	43	-	0	1,224	-
GREECE	2,037	10	-99.51	6,465	116	-98.21
ROMANIA	1	0	-100.00	25	0	-100.00
BULGARIA	0	6,014	-	0	27,912	-
YUGOSLAVIA	533	0	-100.00	806	0	-100.00
CROATIA	6	0	-100.00	10	0	-100.00
SLOVAKIA	4,408	339	-92.31	44,201	3,505	-92.07
CZECH REPUBLIC	99	375	278.79	73	5,723	7,739.73
-SENG	3,201,216	3,978,406	24.28	7,017,399	4,364,851	-37.80
JAPAN	1,738,565	1,073,397	-38.26	3,065,152	1,224,842	-60.04
HONG KONG	42,458	0	-100.00	62,953	0	-100.00
TAIWAN	129,676	715,157	451.50	57,650	353,944	513.95
CHINA	162,866	198,468	21.86	189,333	158,554	-16.26
PAPUA NEW GUINEA	172	0	-100.00	165	0	-100.00
THAILAND	73,031	18,799	-74.26	74,344	17,913	-75.91
SINGAPORE	65,362	249,273	281.37	130,166	248,983	91.28
PHILIPPINES	68,837	61,512	-10.64	106,081	121,338	14.38
MALAYSIA	40,043	80,000	99.79	78,216	98,270	25.64
VIET NAM	2,524	1,516	-39.94	16,440	3,991	-75.72
INDIA	68,075	19,000	-72.09	173,743	16,430	-90.54
PAKISTAN	54,015	0	-100.00	1,728,480	0	-100.00
LEBANON	0	2,845	-	0	12,174	-
EGYPT	0	3	-	0	5	-
TANZANIA, UNITED REPUBLIC OF	0	428	-	0	4,252	-
KENYA	8,000	0	-100.00	13,216	0	-100.00
GHANA	279	0	-100.00	833	0	-100.00
LIBERIA	0	560	-	0	6,080	-
ANGOLA	1,750	0	-100.00	1,500	0	-100.00
CAMEROON	1,339	0	-100.00	776	0	-100.00
NIGERIA	28,000	20,000	-28.57	32,270	20,000	-38.02
GAMBIA	0	251	-	0	235	-
AUSTRALIA	0	882	-	0	7,455	-
AMERICAN SAMOA	6,271	0	-100.00	9,093	0	-100.00
SAMOA	2,898	0	-100.00	8,126	0	-100.00
EAST TIMOR	672,675	1,484,176	120.64	1,176,107	2,011,599	71.04
UNITED STATES	18	3,313	18,305.56	100	3,135	3,035.00
GUATEMALA	0	135	-	0	188	-
UNITED KINGDOM	23	0	-100.00	132	0	-100.00
NETHERLANDS	914	418	-54.27	5,792	392	-93.23
FRANCE	1	0	-100.00	2	0	-100.00
GERMANY, FED. REP. OF	21	1	-95.24	91	19	-79.12
SWEDEN	19,126	0	-100.00	23,588	0	-100.00
ITALY	0	2	-	0	36	-
PORTUGAL	14,208	48,270	239.74	60,500	55,016	-9.06
POLAND	69	0	-100.00	2,550	0	-100.00
-LOGAM TIDAK MULIA LAIN	198,920,854	172,409,250	-13.33	213,819,174	157,279,194	-26.44
JAPAN	5,667,601	4,276,431	-24.55	28,347,582	22,425,597	-20.89
HONG KONG	1,254,612	686,502	-45.28	3,950,472	2,425,396	-38.60
KOREA, REPUBLIC OF	69,563,185	318,379	-99.54	7,381,593	767,730	-89.60
TAIWAN	251,639	149,309	-40.67	669,990	414,191	-38.18
CHINA	1,310,887	134,130,958	10,132.08	3,242,959	9,805,224	202.35
MACAU	5,414	2	-99.96	44	2	-95.45
PAPUA NEW GUINEA	596,518	726,297	21.76	2,614,730	2,338,476	-10.57
THAILAND	2,892,437	2,694,929	-6.83	19,125,864	17,799,365	-6.94
SINGAPORE	20,204,766	10,992,407	-45.59	36,109,280	26,115,596	-27.68
PHILIPPINES	2,757,599	1,347,104	-51.15	5,335,706	4,910,188	-7.97
MALAYSIA	3,671,591	2,840,032	-22.65	15,261,808	10,213,102	-33.08
MYANMAR (FORM. BURMA)	575	0	-100.00	1,244	0	-100.00
CAMBODIA	24,003	11,648	-51.47	71,328	39,790	-44.22

TABEL 5. PERKEMBANGAN EKSPOR INDONESIA MENURUT KOMODITI DAN NEGARA TUJUAN

JENIS BARANG	BERAT BERSIH (KG)		PERUB	NILAI FOB (US \$)		PERUB
	JAN-OKT 2008	JAN-OKT 2009	%	JAN-OKT 2008	JAN-OKT 2009	%
	(1)	(2)	(3)	(4)	(5)	(6)
BRUNEI DARUSSALAM	57,189	67,076	17.29	144,422	351,066	143.08
LAO PEOPLE'S DEMOCRATIC REPL	16,321	5,713	-65.00	88,119	48,338	-45.14
VIET NAM	2,605,351	1,959,585	-24.79	17,066,559	11,768,707	-31.04
MALDIVES	27,766	27,108	-2.37	107,354	70,607	-34.23
INDIA	70,146,336	465,178	-99.34	3,865,953	1,823,664	-52.83
PAKISTAN	199,659	175,254	-12.22	863,704	628,899	-27.19
BANGLADESH	1,768	46,971	2,556.73	4,836	114,350	2,264.56
SRI LANKA	81,611	125,912	54.28	397,030	301,678	-24.02
AFGHANISTAN	0	210	-	0	688	-
IRAQ	79,543	0	-100.00	194,237	0	-100.00
IRAN (ISLAMIC REPUBLIC OF)	524,737	130,586	-75.11	943,759	467,317	-50.48
SAUDI ARABIA	443,437	210,855	-52.45	910,273	287,218	-68.45
ISRAEL	94,812	16,991	-82.08	176,528	24,207	-86.29
KUWAIT	60,549	24,915	-58.85	144,584	46,008	-68.18
JORDAN	25,542	27,811	8.88	60,885	55,104	-9.49
LEBANON	86,235	45,431	-47.32	407,754	240,820	-40.94
YEMEN	749	21,240	2,735.78	2,759	23,916	766.84
OMAN	8,438	65,225	672.99	25,384	107,292	322.68
SYRIA ARAB REPUBLIC	138,955	112,340	-19.15	153,916	128,280	-16.66
TURKEY	83,588	28,059	-66.43	570,855	258,908	-54.65
UNITED ARAB EMIRATES	2,119,009	799,463	-62.27	4,562,786	1,780,251	-60.98
QATAR	369,029	54,551	-85.22	656,670	121,514	-81.50
BAHRAIN	41,827	97,143	132.25	63,195	116,569	84.46
CYPRUS	65,642	13,024	-80.16	88,509	34,725	-60.77
EGYPT	80,007	23,066	-71.17	276,023	96,063	-65.20
LIBYAN ARAB JAMAHIRIYA	72,190	139,550	93.31	135,540	145,454	7.31
MOROCCO	16,431	142	-99.14	19,823	981	-95.05
TUNISIA	6,020	0	-100.00	9,969	0	-100.00
ALGERIA	288	1,140	295.83	8,065	12,329	52.87
SUDAN	8,056	1	-99.99	111,956	60	-99.95
NAMIBIA	2,152	0	-100.00	1,631	0	-100.00
ETHIOPIA	81,773	45	-99.94	87,364	300	-99.66
TANZANIA, UNITED REPUBLIC OF	56,317	13,612	-75.83	176,785	39,600	-77.60
MADAGASCAR	17,859	4,067	-77.23	36,741	1,733	-95.28
KENYA	179,617	208,808	16.25	572,041	921,297	61.05
REUNION	14,504	8,971	-38.15	15,095	9,985	-33.85
MOZAMBIQUE	275	8,402	2,955.27	560	78,124	13,850.71
BOTSWANA	44	70	59.09	150	135	-10.00
TOGO	0	53	-	0	105	-
GHANA	0	198	-	0	68,398	-
LIBERIA	21,508	3,425	-84.08	149,775	107,718	-28.08
GUINEA	0	81	-	0	76	-
ANGOLA	33,452	15,189	-54.59	129,085	41,731	-67.67
CONGO	0	177	-	0	1,258	-
NIGERIA	860,054	201,046	-76.62	2,403,397	296,092	-87.68
SIERRA LEONE	4,129	3,409	-17.44	21,501	17,890	-16.79
COTE D'IVOIRE	0	7,960	-	0	81,803	-
SENEGAL	0	916	-	0	1,146	-
BENIN	57,534	554	-99.04	42,080	560	-98.67
BURKINA FASO	23	10	-56.52	50	300	500.00
GAMBIA	0	25,898	-	0	68,445	-
U.S. VIRGIN ISLANDS	200	0	-100.00	520	0	-100.00
SEYCHELLES	27,463	32	-99.88	46,624	51	-99.89
UGANDA	40,573	1,344	-96.69	116,192	7,413	-93.62
CENTRAL AFRICAN REPUBLIC	250	0	-100.00	2,730	0	-100.00
SAO TOME AND PRINCIPE	7,277	0	-100.00	8,700	0	-100.00
SOUTH AFRICA	332,910	497,073	49.31	1,358,180	1,796,627	32.28
COMOROS	952	0	-100.00	3,646	0	-100.00
MAURITIUS	25,691	3,753	-85.39	56,214	16,288	-71.03
VIRGIN ISLANDS (BRITISH)	266	6	-97.74	418	109	-73.92
AUSTRALIA	1,799,853	1,627,851	-9.56	11,336,704	7,009,339	-38.17
NEW ZEALAND	141,836	73,610	-48.10	542,356	395,045	-27.16
GUAM	13,840	11,389	-17.71	23,580	20,926	-11.26
PALAU	8	7	-12.50	35	138	294.29
NEW CALEDONIA	108,562	115,178	6.09	397,586	362,058	-8.94
SAINT VINCENT AND THE GRENAD	4,778	0	-100.00	44,532	0	-100.00
VANUATU	1,842	18,541	906.57	787	36,305	4,513.09
AMERICAN SAMOA	0	146	-	0	90	-
COOK ISLANDS	0	66	-	0	98	-
FIJI	25,394	30,675	20.80	188,390	135,472	-28.09
SAMOA	1,989	875	-56.01	9,989	3,724	-62.72
SOLOMON ISLANDS	0	8	-	0	54	-
TONGA	1,444	0	-100.00	1,114	0	-100.00
EAST TIMOR	569,527	1,169,479	105.34	473,271	1,026,930	116.99

TABEL 5. PERKEMBANGAN EKSPOR INDONESIA MENURUT KOMODITI DAN NEGARA TUJUAN

JENIS BARANG	BERAT BERSIH (KG)		PERUB	NILAI FOB (US \$)		PERUB
	JAN-OKT 2008	JAN-OKT 2009	%	JAN-OKT 2008	JAN-OKT 2009	%
	(1)	(2)	(3)	(4)	(5)	(6)
UNITED STATES	1,786,179	1,158,325	-35.15	15,000,484	9,524,054	-36.51
CANADA	260,536	142,452	-45.32	2,895,308	668,348	-76.92
MEXICO	16,477	11,072	-32.80	93,544	38,591	-58.75
GUATEMALA	42	329	683.33	71	656	823.94
HONDURAS	0	96	-	0	336	-
PANAMA	36,922	66,715	80.69	188,186	505,327	168.53
SURINAME	242	9,576	3,857.02	1,700	15,625	819.12
CHILE	12,000	7,205	-39.96	113,647	88,900	-21.78
VENEZUELA	5,176	5,389	4.12	22,356	27,173	21.55
ARGENTINA	44,995	57,916	28.72	641,590	1,253,139	95.32
BRAZIL	97,747	110,048	12.58	1,136,033	1,672,375	47.21
COLOMBIA	1,756	4,018	128.82	17,861	20,787	16.38
BOLIVIA	96	0	-100.00	1,725	0	-100.00
URUGUAY	4,074	867	-78.72	48,810	2,300	-95.29
ECUADOR	184	313	70.11	2,528	4,980	96.99
PERU	100	847	747.00	303	1,405	363.70
TRINIDAD AND TOBAGO	5,906	17,936	203.69	15,807	41,733	164.02
BAHAMAS	1,901	0	-100.00	4,968	0	-100.00
JAMAICA	19,196	460	-97.60	38,351	2,709	-92.94
PUERTO RICO	2,485	394	-84.14	7,619	1,979	-74.03
BELIZE	252	3	-98.81	1,028	9	-99.12
DOMINICAN REPUBLIC	2,209	3,766	70.48	6,512	17,481	168.44
COSTA RICA	5,983	1,294	-78.37	12,423	1,600	-87.12
HAITI	0	535	-	0	461	-
BARBADOS	21,319	10,205	-52.13	49,446	26,220	-46.97
ANTIGUA AND BARBUDA	1,018	103	-89.88	3,380	290	-91.42
ANGUILLA	0	359	-	0	1,278	-
ARUBA	1,238	892	-27.95	2,141	832	-61.14
BERMUDA	484	806	66.53	2,937	4,965	69.05
CAYMAN ISLANDS	340	0	-100.00	517	0	-100.00
DOMINICA	345	0	-100.00	940	0	-100.00
FRENCH GUIANA	3,496	1,911	-45.34	6,675	4,451	-33.32
FRENCH POLYNESIA	23,912	22,850	-4.44	39,395	47,066	19.47
GRENADA	2,936	0	-100.00	6,145	0	-100.00
MARTINIQUE	5,102	972	-80.95	7,526	1,454	-80.68
NETHERLANDS ANTILLES	9,337	1,111	-88.10	45,030	3,308	-92.65
SAINT LUCIA	13,465	7,963	-40.86	30,400	24,924	-18.01
TURKS AND CAICOS ISLANDS	22	60	172.73	42	2,225	5,197.62
GUADELOUPE	996	1,846	85.34	1,857	5,429	192.35
UNITED KINGDOM	1,423,411	370,712	-73.96	4,270,617	1,785,604	-58.19
NETHERLANDS	322,123	211,195	-34.44	2,053,543	1,850,551	-9.88
FRANCE	272,770	267,805	-1.82	758,155	758,238	0.01
GERMANY, FED. REP. OF	2,235,467	1,748,170	-21.80	7,818,777	5,040,578	-35.53
AUSTRIA	20,341	8,297	-59.21	213,103	25,912	-87.84
BELGIUM	267,798	91,502	-65.83	590,573	167,004	-71.72
SWITZERLAND	40,832	23,665	-42.04	535,366	362,155	-32.35
LUXEMBOURG	2,100	96	-95.43	6,216	463	-92.55
DENMARK	98,360	116,994	18.94	322,317	326,590	1.33
NORWAY	7,454	1,411	-81.07	36,142	41,439	14.66
SWEDEN	188,275	82,952	-55.94	701,501	1,488,051	112.12
FINLAND	4,202	2,986	-28.94	27,580	53,578	94.26
IRELAND	195,238	70,145	-64.07	429,908	157,583	-63.34
ITALY	785,577	424,743	-45.93	1,386,885	1,009,246	-27.23
SPAIN	445,369	292,325	-34.36	1,183,281	819,359	-30.76
PORTUGAL	23,188	22,533	-2.82	27,634	27,416	-0.79
ICELAND	100	0	-100.00	538	0	-100.00
GREECE	47,920	10,878	-77.30	115,651	64,823	-43.95
LIECHTENSTEIN	0	45	-	0	2,900	-
DEMOCRATIC REPUBLIC OF THE C	57	0	-100.00	14,706	0	-100.00
HUNGARY	6,905	3,942	-42.91	22,900	10,105	-55.87
POLAND	6,767	7,046	4.12	181,926	38,914	-78.61
ROMANIA	1,109	124	-88.82	2,829	7,180	153.80
BULGARIA	4,653	5,991	28.76	24,459	23,313	-4.69
YUGOSLAVIA	0	265	-	0	512	-
ALBANIA	0	500	-	0	477	-
AZERBAIJAN	1,111	0	-100.00	39,469	0	-100.00
KAZAKHSTAN	976	0	-100.00	55,712	0	-100.00
UKRAINE	2,395	4,693	95.95	14,572	52,468	260.06
LITHUANIA	425	115	-72.94	875	1,925	120.00
LATVIA	385	652	69.35	822	1,787	117.40
ESTONIA	16,240	39,456	142.96	22,283	73,131	228.19
CROATIA	6,036	11,423	89.25	27,088	35,042	29.36
MALTA	3,626	2,680	-26.09	3,661	3,187	-12.95
SLOVAKIA	2	92	4,500.00	10	2,290	22,800.00

TABEL 5. PERKEMBANGAN EKSPOR INDONESIA MENURUT KOMODITI DAN NEGARA TUJUAN

JENIS BARANG	BERAT BERSIH (KG)		PERUB	NILAI FOB (US \$)		PERUB
	JAN-OKT 2008	JAN-OKT 2009	%	JAN-OKT 2008	JAN-OKT 2009	%
	(1)	(2)	(3)	(4)	(5)	(6)
SLOVENIA	570	3,203	461.93	609	6,920	1,036.29
CZECH REPUBLIC	3,290	1,143	-65.26	22,725	1,725	-92.41
SOUTH GEORGIA AND THE SOUTH RUSSIA FEDERATION	141	0	-100.00	121	0	-100.00
	1,365	21,375	1,465.93	37,465	169,285	351.85
-PAKAIAN JADI	349,283,720	327,214,518	-6.32	5,061,973,709	4,757,250,008	-6.02
JAPAN	8,181,126	8,706,920	6.43	106,132,589	123,978,920	16.82
HONG KONG	523,947	637,418	21.66	9,689,625	13,180,775	36.03
KOREA, DEMOCRATIC PEOPLE'S R	182	908	398.90	4,275	11,397	166.60
KOREA, REPUBLIC OF	1,283,106	3,060,660	138.54	20,576,027	37,283,854	81.20
TAIWAN	269,634	250,360	-7.15	5,172,980	4,343,367	-16.04
CHINA	833,844	784,069	-5.97	18,249,125	16,029,549	-12.16
MONGOLIA	220	71	-67.73	6,969	2,658	-61.86
MACAU	61	2,660	4,260.66	1,257	9,822	681.38
PAPUA NEW GUINEA	420,973	274,603	-34.77	1,694,146	865,707	-48.90
THAILAND	1,073,406	934,063	-12.98	10,394,117	9,246,445	-11.04
SINGAPORE	3,797,267	3,156,190	-16.88	38,393,423	33,675,277	-12.29
PHILIPPINES	534,376	575,178	7.64	4,463,000	6,017,432	34.83
MALAYSIA	8,515,771	9,584,605	12.55	53,641,709	71,707,855	33.68
MYANMAR (FORM. BURMA)	14,530	9,473	-34.80	214,593	127,120	-40.76
CAMBODIA	8,748	1,048	-88.02	40,876	4,747	-88.39
BRUNEI DARUSSALAM	205,153	135,467	-33.97	1,787,391	1,171,033	-34.48
LAO PEOPLE'S DEMOCRATIC REPL	53,269	30,928	-41.94	325,113	122,888	-62.20
NEPAL	67,423	87,491	29.76	629,142	796,787	26.65
VIET NAM	338,534	260,608	-23.02	2,388,580	2,441,860	2.23
MALDIVES	61,805	36,215	-41.40	307,606	250,935	-18.42
INDIA	241,749	264,833	9.55	2,921,905	2,568,689	-12.09
PAKISTAN	322,804	431,262	33.60	3,135,758	3,179,411	1.39
BANGLADESH	10,990	40,566	269.12	51,848	241,377	365.55
SRI LANKA	1,170,456	1,139,196	-2.67	6,011,189	5,586,488	-7.07
AFGHANISTAN	417	0	-100.00	16,016	0	-100.00
IRAQ	823	55,295	6,618.71	24,888	577,470	2,220.27
IRAN (ISLAMIC REPUBLIC OF)	182,501	292,227	60.12	1,291,989	1,611,235	24.71
SAUDI ARABIA	5,838,796	6,286,861	7.67	55,572,922	58,715,852	5.66
ISRAEL	28,466	96,858	240.26	716,448	925,583	29.19
KUWAIT	449,408	514,687	14.53	4,140,778	4,985,924	20.41
JORDAN	15,024	86,994	479.03	86,935	550,630	533.38
LEBANON	28,897	24,046	-16.79	526,664	508,475	-3.45
YEMEN	638,622	629,724	-1.39	5,989,763	4,229,729	-29.38
OMAN	14,745	8,292	-43.76	138,684	82,857	-40.25
SYRIA ARAB REPUBLIC	21,840	22,644	3.68	945,000	287,400	-69.59
TURKEY	545,118	328,544	-39.73	11,098,596	7,873,383	-29.06
UNITED ARAB EMIRATES	10,326,975	7,991,405	-22.62	118,208,808	103,732,729	-12.25
QATAR	17,660	4,100	-76.78	279,715	141,534	-49.40
BAHRAIN	86,789	75,422	-13.10	512,378	479,072	-6.50
CYPRUS	20,275	29,142	43.73	345,653	460,555	33.24
EGYPT	988,115	930,641	-5.82	12,355,385	11,165,587	-9.63
LIBYAN ARAB JAMAHIRIYA	231,632	311,599	34.52	898,808	1,628,212	81.15
MOROCCO	6,232	3,883	-37.69	96,411	98,393	2.06
TUNISIA	3,339	7,232	116.59	19,881	35,625	79.19
ALGERIA	118,991	137,380	15.45	1,394,311	1,204,508	-13.61
SUDAN	1,406,933	2,247,011	59.71	15,564,319	18,261,781	17.33
ERITREA	345	580	68.12	21,652	30,565	41.16
NAMIBIA	11,644	95	-99.18	27,687	260	-99.06
ETHIOPIA	95,974	55,848	-41.81	1,020,361	578,880	-43.27
TANZANIA, UNITED REPUBLIC OF	1,945,245	1,276,192	-34.39	1,128,823	698,275	-38.14
MADAGASCAR	130,990	85,442	-34.77	85,999	39,910	-53.59
SOMALIA	40,463	52,641	30.10	154,025	349,214	126.73
KENYA	648,387	628,394	-3.08	1,181,654	1,875,459	58.71
REUNION	35,341	50,710	43.49	222,070	294,914	32.80
MOZAMBIQUE	262,899	298,107	13.39	636,075	517,737	-18.60
EQUATORIAL GUINEA	37,470	0	-100.00	76,080	0	-100.00
TOGO	8,194,805	5,038,436	-38.52	13,309,540	13,098,708	-1.58
GHANA	162,443	257,540	58.54	417,620	471,019	12.79
LIBERIA	165,008	73,351	-55.55	214,875	272,455	26.80
GUINEA	1,082,641	952,565	-12.01	1,261,912	2,538,268	101.14
ANGOLA	1,048,038	664,001	-36.64	54,070	63,894	18.17
CONGO	354,471	285,362	-19.50	447,436	418,042	-6.57
CAMEROON	444,000	302,847	-31.79	675,696	1,324,473	96.02
NIGERIA	199,772	490,435	145.50	611,122	1,357,534	122.14
SIERRA LEONE	9,471	12,317	30.05	184,048	156,127	-15.17
GABON	111,180	87,744	-21.08	476,659	42,905	-91.00
COTE D'IVOIRE	250,589	504,121	101.17	858,754	556,163	-35.24
SENEGAL	1,947,358	1,312,132	-32.62	1,879,881	1,189,686	-36.71

TABEL 5. PERKEMBANGAN EKSPOR INDONESIA MENURUT KOMODITI DAN NEGARA TUJUAN

JENIS BARANG	BERAT BERSIH (KG)		PERUB	NILAI FOB (US \$)		PERUB
	JAN-OKT 2008	JAN-OKT 2009	%	JAN-OKT 2008	JAN-OKT 2009	%
	(1)	(2)	(3)	(4)	(5)	(6)
MAURITANIA	103,697	85,191	-17.85	536,086	372,850	-30.45
MALI	0	12,000	-	0	18,832	-
BENIN	2,107,552	1,523,428	-27.72	10,012,988	5,472,281	-45.35
GAMBIA	246,424	179,495	-27.16	296,460	819,290	176.36
U.S. VIRGIN ISLANDS	264	312	18.18	3,160	11,713	270.66
SEYCHELLES	10,948	12,778	16.72	57,572	47,051	-18.27
UGANDA	109,137	218,617	100.31	417,952	453,170	8.43
NIGER	45,994	345,491	651.17	50,354	2,733,900	5,329.36
DJIBOUTI	124,048	26,399	-78.72	555,174	89,615	-83.86
SAINT HELENA	0	400	-	0	4,864	-
SAO TOME AND PRINCIPE	6,953	8,645	24.33	5,860	3,430	-41.47
SWAZILAND	0	4	-	0	86	-
SOUTH AFRICA	937,357	1,199,941	28.01	11,452,383	13,346,484	16.54
ZIMBABWE	2,536	0	-100.00	10,229	0	-100.00
ZAMBIA	0	79	-	0	332	-
MALAWI	22,632	57,366	153.47	17,525	52,226	198.01
COMOROS	2,526	2,984	18.13	9,528	12,498	31.17
MAURITIUS	139,599	109,505	-21.56	1,001,349	700,773	-30.02
VIRGIN ISLANDS (BRITISH)	386	2,314	499.48	644	9,314	1,346.27
AUSTRALIA	2,156,833	1,784,981	-17.24	35,525,261	33,865,299	-4.67
NEW ZEALAND	216,765	172,020	-20.64	3,645,727	2,878,775	-21.04
MICRONESIA, FEDERATED STATES	2,012	0	-100.00	10,262	0	-100.00
GUAM	3,561	4,137	16.18	28,181	24,932	-11.53
PALAU	802	322	-59.85	6,072	6,371	4.92
NEW CALEDONIA	91,400	55,296	-39.50	794,037	516,947	-34.90
NIUE	0	205	-	0	11,582	-
NORTHERN MARIANA ISLANDS	108	257	137.96	729	6,257	758.30
SAINT VINCENT AND THE GRENAD	201	77	-61.69	1,292	89	-93.11
VANUATU	22,552	22,786	1.04	29,575	53,190	79.85
WALLIS AND FUTUNA ISLANDS	12,407	4,407	-64.48	18,994	9,128	-51.94
AMERICAN SAMOA	6,275	9,650	53.78	47,097	99,434	111.13
COOK ISLANDS	3,532	2,626	-25.65	58,572	53,187	-9.19
FIJI	75,104	69,766	-7.11	621,770	536,972	-13.64
SAMOA	591	59	-90.02	10,484	288	-97.25
SOLOMON ISLANDS	5,445	0	-100.00	29,427	0	-100.00
TONGA	98	20,180	20,491.84	1,186	50,535	4,160.96
TUVALU	5,009	779	-84.45	12,602	2,050	-83.73
UNITED STATES MINOR OUTLYING	0	5,636	-	0	37,688	-
EAST TIMOR	165,450	688,910	316.39	164,916	389,894	136.42
UNITED STATES	193,277,836	182,270,468	-5.70	3,002,877,031	2,743,565,723	-8.64
CANADA	5,154,250	5,056,476	-1.90	103,483,567	96,117,687	-7.12
MEXICO	3,235,053	1,946,594	-39.83	42,517,400	30,967,222	-27.17
GUATEMALA	43,356	5,747	-86.74	211,282	38,145	-81.95
HONDURAS	706	2,207	212.61	4,756	113,581	2,288.16
NICARAGUA	18,293	0	-100.00	40,352	0	-100.00
PANAMA	1,183,330	955,840	-19.22	13,570,192	12,153,930	-10.44
SURINAME	31,798	39,147	23.11	119,163	147,145	23.48
CHILE	287,855	276,518	-3.94	4,472,378	4,728,694	5.73
VENEZUELA	37,782	49,476	30.95	397,315	317,675	-20.04
ARGENTINA	257,061	248,870	-3.19	5,030,710	5,703,779	13.38
BRAZIL	1,203,860	1,395,191	15.89	8,192,360	9,325,244	13.83
COLOMBIA	16,557	13,444	-18.80	440,556	208,241	-52.73
BOLIVIA	645	321	-50.23	20,126	14,664	-27.14
URUGUAY	42,285	35,042	-17.13	810,849	707,319	-12.77
PARAGUAY	2,085	5,431	160.48	43,253	135,042	212.21
ECUADOR	18,464	11,500	-37.72	322,700	220,571	-31.65
PERU	26,770	20,310	-24.13	461,630	355,047	-23.09
GUYANA	21,524	3,008	-86.02	39,531	3,195	-91.92
TRINIDAD AND TOBAGO	15,241	2,655	-82.58	115,318	15,128	-86.88
BAHAMAS	5,288	3,201	-39.47	27,915	10,524	-62.30
JAMAICA	6,485	669	-89.68	45,241	10,155	-77.55
PUERTO RICO	204,918	270,348	31.93	2,436,890	2,534,652	4.01
BELIZE	29,535	20,434	-30.81	273,010	89,902	-67.07
DOMINICAN REPUBLIC	9,830	6,516	-33.71	108,005	100,893	-6.58
EL SALVADOR	9,269	107	-98.85	45,828	1,914	-95.82
COSTA RICA	27,053	13,647	-49.55	221,832	187,288	-15.57
HAITI	0	40	-	0	78	-
BARBADOS	212	517	143.87	15,203	18,797	23.64
ANTIGUA AND BARBUDA	342	442	29.24	3,895	3,722	-4.44
ANGUILLA	0	24	-	0	143	-
ARUBA	1,309	8,579	555.39	35,858	188,138	424.68
BERMUDA	3,295	7,062	114.32	28,211	22,440	-20.46
CAYMAN ISLANDS	346	793	129.19	4,214	1,162	-72.43
DOMINICA	6,467	0	-100.00	22,523	0	-100.00

TABEL 5. PERKEMBANGAN EKSPOR INDONESIA MENURUT KOMODITI DAN NEGARA TUJUAN

JENIS BARANG	BERAT BERSIH (KG)		PERUB	NILAI FOB (US \$)		PERUB
	JAN-OKT 2008	JAN-OKT 2009	%	JAN-OKT 2008	JAN-OKT 2009	%
	(1)	(2)	(3)	(4)	(5)	(6)
FRENCH GUIANA	4,030	293	-92.73	24,544	20,774	-15.36
FRENCH POLYNESIA	81,696	45,147	-44.74	354,902	428,886	20.85
GREENLAND	46	0	-100.00	1,198	0	-100.00
GRENADA	1,181	142	-87.98	3,451	588	-82.96
MARTINIQUE	16,334	15,698	-3.89	68,416	74,687	9.17
NETHERLANDS ANTILLES	261,992	236,261	-9.82	2,565,114	2,237,029	-12.79
SAINT LUCIA	1,601	2,710	69.27	11,218	18,595	65.76
SAN MARINO	0	976	-	0	20,865	-
TURKS AND CAICOS ISLANDS	142	921	548.59	305	1,153	278.03
GUADELOUPE	11,082	20,780	87.51	48,201	118,171	145.16
SAINT KITTS AND NEVIS	2,593	14,796	470.61	23,073	108,586	370.62
UNITED KINGDOM	16,804,509	15,622,932	-7.03	279,332,380	276,397,381	-1.05
NETHERLANDS	5,854,728	5,845,192	-0.16	107,859,372	107,656,923	-0.19
FRANCE	5,215,779	5,462,721	4.73	93,987,520	87,592,543	-6.80
GERMANY, FED. REP. OF	23,270,509	21,213,597	-8.84	421,826,951	401,975,926	-4.71
AUSTRIA	321,204	258,173	-19.62	6,949,347	6,899,992	-0.71
BELGIUM	6,610,786	4,962,491	-24.93	133,336,007	111,445,728	-16.42
SWITZERLAND	664,345	587,444	-11.58	11,356,130	10,863,812	-4.34
LUXEMBOURG	1,145	471	-58.86	10,710	7,040	-34.27
GIBRALTAR	0	21	-	0	321	-
MONACO	158	340	115.19	4,063	10,807	165.99
DENMARK	325,225	208,296	-35.95	5,354,202	3,396,006	-36.57
NORWAY	304,138	296,343	-2.56	5,662,349	6,648,192	17.41
SWEDEN	748,397	580,187	-22.48	10,203,983	10,160,628	-0.42
FINLAND	68,038	43,691	-35.78	1,006,107	558,694	-44.47
IRELAND	568,950	685,883	20.55	8,925,104	10,000,134	12.05
ITALY	3,091,337	2,400,761	-22.34	66,315,470	59,435,732	-10.37
SPAIN	4,086,247	3,929,199	-3.84	56,221,306	58,817,968	4.62
PORTUGAL	60,420	114,677	89.80	696,753	1,515,632	117.53
ICELAND	12	0	-100.00	768	0	-100.00
GREECE	173,626	142,301	-18.04	3,298,652	3,066,573	-7.04
ANDORRA	377	2,922	675.07	4,573	55,600	1,115.83
DEMOCRATIC REPUBLIC OF THE C	192,059	86,136	-55.15	955,532	212,144	-77.80
HUNGARY	21,261	21,288	0.13	382,023	401,688	5.15
POLAND	290,089	240,939	-16.94	4,198,757	3,901,242	-7.09
ROMANIA	29,213	24,062	-17.63	521,329	432,385	-17.06
BULGARIA	6,817	5,234	-23.22	91,687	143,961	57.01
YUGOSLAVIA	17,022	15,040	-11.64	320,192	305,203	-4.68
ALBANIA	202	3	-98.51	308	62	-79.87
ARMENIA	0	546	-	0	7,428	-
AZERBAIJAN	0	2,249	-	0	42,263	-
KAZAKHSTAN	22,602	22,868	1.18	727,361	606,928	-16.56
UKRAINE	936,849	488,682	-47.84	13,737,647	9,140,561	-33.46
LITHUANIA	7,040	72	-98.98	39,235	216	-99.45
LATVIA	29,608	10,135	-65.77	409,341	132,192	-67.71
ESTONIA	65,011	25,387	-60.95	689,970	338,438	-50.95
GEORGIA	47	0	-100.00	1,050	0	-100.00
CROATIA	32,425	23,659	-27.03	331,427	239,864	-27.63
BOSNIA AND HERZEGOVINA	0	978	-	0	15,952	-
MALTA	55,927	9,672	-82.71	420,387	84,399	-79.92
SLOVAKIA	65,462	149,497	128.37	1,050,435	2,251,877	114.38
SLOVENIA	11,361	17,472	53.79	210,564	477,486	126.77
CZECH REPUBLIC	147,334	128,651	-12.68	4,241,937	3,477,416	-18.02
RUSSIA FEDERATION	915,960	1,031,276	12.59	24,916,182	28,528,755	14.50
-KAIN TENUN	226,041,770	178,392,357	-21.08	1,226,667,572	960,802,036	-21.67
JAPAN	26,586,486	23,351,803	-12.17	117,719,748	94,846,725	-19.43
HONG KONG	2,612,213	2,946,188	12.79	19,384,090	19,402,098	0.09
KOREA, DEMOCRATIC PEOPLE'S R	80,413	0	-100.00	209,279	0	-100.00
KOREA, REPUBLIC OF	4,586,821	5,195,514	13.27	17,247,435	17,140,682	-0.62
TAIWAN	4,406,274	5,539,895	25.73	21,586,132	24,213,216	12.17
CHINA	8,900,813	4,780,360	-46.29	36,405,270	27,803,318	-23.63
MACAU	140,594	85,843	-38.94	850,385	503,493	-40.79
PAPUA NEW GUINEA	265,205	356,840	34.55	1,611,376	2,250,163	39.64
THAILAND	6,371,049	5,696,882	-10.58	34,965,876	47,662,413	36.31
SINGAPORE	4,559,555	2,737,080	-39.97	41,590,305	23,405,715	-43.72
PHILIPPINES	2,909,342	3,035,896	4.35	16,671,473	12,206,747	-26.78
MALAYSIA	16,374,648	14,054,707	-14.17	68,913,357	55,933,015	-18.84
MYANMAR (FORM. BURMA)	786,162	722,570	-8.09	5,617,192	5,071,975	-9.71
CAMBODIA	1,881,909	559,827	-70.25	8,828,827	3,157,367	-64.24
BRUNEI DARUSSALAM	103,857	109,447	5.38	727,006	734,674	1.05
LAO PEOPLE'S DEMOCRATIC REPL	345,428	232,425	-32.71	1,677,424	974,273	-41.92
NEPAL	2,322	22,716	878.29	14,629	113,662	676.96
VIET NAM	4,325,389	4,732,324	9.41	23,853,571	24,790,686	3.93

TABEL 5. PERKEMBANGAN EKSPOR INDONESIA MENURUT KOMODITI DAN NEGARA TUJUAN

JENIS BARANG	BERAT BERSIH (KG)		PERUB	NILAI FOB (US \$)		PERUB
	JAN-OKT 2008	JAN-OKT 2009	%	JAN-OKT 2008	JAN-OKT 2009	%
	(1)	(2)	(3)	(4)	(5)	(6)
MALDIVES	105,544	36,471	-65.44	177,854	167,464	-5.84
INDIA	2,157,808	988,359	-54.20	12,926,700	6,424,991	-50.30
PAKISTAN	254,017	446,174	75.65	1,371,295	2,416,029	76.19
BANGLADESH	4,484,636	4,524,363	0.89	21,158,230	21,120,001	-0.18
SRI LANKA	3,729,833	3,314,191	-11.14	31,542,296	22,033,477	-30.15
AFGHANISTAN	65,819	284,429	332.14	517,329	1,950,699	277.07
IRAQ	34,253	2,907	-91.51	194,431	14,915	-92.33
IRAN (ISLAMIC REPUBLIC OF)	573,963	582,492	1.49	3,837,114	3,932,859	2.50
SAUDI ARABIA	10,949,791	11,642,231	6.32	77,326,751	82,392,631	6.55
ISRAEL	27,182	91,948	238.27	109,177	244,768	124.19
KUWAIT	681,146	785,243	15.28	5,591,559	5,854,487	4.70
JORDAN	957,794	720,105	-24.82	5,613,329	4,648,833	-17.18
LEBANON	279,207	241,599	-13.47	1,659,427	1,415,760	-14.68
YEMEN	709,838	676,306	-4.72	4,056,711	3,568,323	-12.04
OMAN	640,449	398,775	-37.74	3,786,862	2,557,754	-32.46
SYRIA ARAB REPUBLIC	1,407,520	1,383,802	-1.69	9,131,867	8,636,227	-5.43
TURKEY	24,703,413	18,065,529	-26.87	122,747,129	84,876,253	-30.85
UNITED ARAB EMIRATES	20,899,717	16,841,280	-19.42	151,286,980	130,428,780	-13.79
QATAR	98,140	107,968	10.01	709,999	770,295	8.49
BAHRAIN	67,780	73,609	8.60	551,810	564,479	2.30
CYPRUS	85,544	76,542	-10.52	608,791	515,210	-15.37
EGYPT	1,202,611	1,422,349	18.27	8,113,358	8,862,892	9.24
LIBYAN ARAB JAMAHIRIYA	401,451	390,165	-2.81	2,463,067	2,412,758	-2.04
MOROCCO	812,848	618,837	-23.87	4,558,656	3,382,305	-25.80
TUNISIA	57,383	32,614	-43.16	281,958	140,233	-50.26
ALGERIA	245,975	30,005	-87.80	657,019	27,009	-95.89
SUDAN	390,686	386,200	-1.15	2,414,833	2,149,497	-10.99
LESOTHO	1,371,119	419,324	-69.42	4,298,727	1,304,678	-69.65
ETHIOPIA	143,841	62,099	-56.83	676,196	298,028	-55.93
TANZANIA, UNITED REPUBLIC OF	21,546	1,637	-92.40	63,094	2,036	-96.77
MADAGASCAR	11,076	3,731	-66.31	18,320	10,325	-43.64
SOMALIA	28,143	23,215	-17.51	218,104	85,540	-60.78
KENYA	774,460	608,353	-21.45	3,899,658	3,278,003	-15.94
REUNION	2,310	2,690	16.45	13,436	14,700	9.41
MOZAMBIQUE	12,171	11,261	-7.48	106,802	67,682	-36.63
BOTSWANA	22,722	0	-100.00	93,792	0	-100.00
TOGO	117,290	177,735	51.53	558,665	958,296	71.53
GHANA	154,561	142,091	-8.07	947,313	742,284	-21.64
GUINEA	49,087	15,801	-67.81	56,545	31,325	-44.60
ANGOLA	5,897	0	-100.00	37,724	0	-100.00
CONGO	0	483	-	0	616	-
NIGERIA	228,013	15,148	-93.36	1,847,057	109,670	-94.06
GABON	7,490	6,347	-15.26	4,875	3,749	-23.10
COTE D'IVOIRE	91,289	92,750	1.60	331,858	284,488	-14.27
SENEGAL	2,899	11,372	292.27	2,700	11,434	323.48
MALI	162,526	0	-100.00	821,830	0	-100.00
BENIN	60,754	66,511	9.48	585,993	344,070	-41.28
BURKINA FASO	0	60,186	-	0	168,323	-
GAMBIA	22,974	4,078	-82.25	190,449	17,909	-90.60
SEYCHELLES	3,840	45	-98.83	33,783	410	-98.79
UGANDA	73,958	22,391	-69.72	490,541	162,434	-66.89
NIGER	54,405	0	-100.00	223,035	0	-100.00
DJIBOUTI	28,051	55,373	97.40	201,744	234,611	16.29
SAO TOME AND PRINCIPE	0	1,608	-	0	600	-
SOUTH AFRICA	3,745,470	1,795,278	-52.07	20,908,622	10,299,889	-50.74
ZIMBABWE	352,385	152,438	-56.74	1,373,254	622,609	-54.66
ZAMBIA	5,013	0	-100.00	27,648	0	-100.00
MAURITIUS	731,455	360,430	-50.72	3,590,980	2,182,301	-39.23
VIRGIN ISLANDS (BRITISH)	0	20	-	0	50	-
AUSTRALIA	1,902,713	1,506,851	-20.81	8,174,566	6,341,418	-22.43
NEW ZEALAND	294,543	303,605	3.08	2,287,098	2,008,947	-12.16
MICRONESIA, FEDERATED STATES	16,811	9,775	-41.85	135,945	81,074	-40.36
GUAM	48	425	785.42	67	2,941	4,289.55
PALAU	1,165	3,295	182.83	2,212	6,775	206.28
NEW CALEDONIA	2,529	1,326	-47.57	6,394	4,577	-28.42
VANUATU	3,379	813	-75.94	2,329	1,116	-52.08
AMERICAN SAMOA	3,560	6,608	85.62	31,940	51,923	62.56
COOK ISLANDS	0	6	-	0	198	-
FIJI	166,735	154,517	-7.33	981,801	890,153	-9.33
TONGA	603	857	42.12	7,180	4,465	-37.81
TOKELAU	0	18,944	-	0	108,231	-
EAST TIMOR	14,581	19,864	36.23	21,689	8,063	-62.82
UNITED STATES	8,461,254	4,593,779	-45.71	62,064,901	32,423,068	-47.76
CANADA	970,782	728,784	-24.93	6,422,906	4,423,219	-31.13

TABEL 5. PERKEMBANGAN EKSPOR INDONESIA MENURUT KOMODITI DAN NEGARA TUJUAN

JENIS BARANG	BERAT BERSIH (KG)		PERUB	NILAI FOB (US \$)		PERUB
	JAN-OKT 2008	JAN-OKT 2009	%	JAN-OKT 2008	JAN-OKT 2009	%
	(1)	(2)	(3)	(4)	(5)	(6)
MEXICO	2,198,859	1,625,118	-26.09	12,024,774	8,077,894	-32.82
GUATEMALA	133,378	86,347	-35.26	1,138,499	619,077	-45.62
HONDURAS	205,713	69,020	-66.45	1,360,834	462,170	-66.04
NICARAGUA	534,300	15,918	-97.02	2,027,834	63,404	-96.87
PANAMA	824,830	387,480	-53.02	5,448,511	2,680,708	-50.80
CUBA	26,573	0	-100.00	62,847	0	-100.00
SURINAME	16,752	16,519	-1.39	86,329	93,086	7.83
CHILE	132,094	249,878	89.17	888,284	934,845	5.24
VENEZUELA	121,825	185,422	52.20	560,304	898,249	60.31
ARGENTINA	237,111	138,310	-41.67	1,403,231	715,883	-48.98
BRAZIL	2,176,242	1,450,096	-33.37	15,189,813	7,930,808	-47.79
COLOMBIA	398,025	535,800	34.61	2,385,488	2,965,213	24.30
URUGUAY	95,580	139,085	45.52	352,893	331,254	-6.13
PARAGUAY	26,894	8,099	-69.89	174,446	54,752	-68.61
ECUADOR	21,954	106,730	386.15	169,444	698,786	312.40
PERU	733,586	216,421	-70.50	4,434,225	1,352,747	-69.49
GUYANA	1,901	0	-100.00	7,129	0	-100.00
TRINIDAD AND TOBAGO	0	1,218	-	0	12,731	-
JAMAICA	18,970	27,262	43.71	123,810	154,884	25.10
PUERTO RICO	9	50	455.56	171	498	191.23
DOMINICAN REPUBLIC	187,272	140,374	-25.04	1,114,177	753,623	-32.36
EL SALVADOR	111,095	51,212	-53.90	546,124	262,395	-51.95
COSTA RICA	364	49	-86.54	2,903	198	-93.18
HAITI	0	48,902	-	0	80,146	-
ANTIGUA AND BARBUDA	88	30	-65.91	335	15	-95.52
ARUBA	48	0	-100.00	95	0	-100.00
FRENCH GUIANA	0	1,022	-	0	3,375	-
FRENCH POLYNESIA	6,268	6,689	6.72	90,094	76,603	-14.97
MARTINIQUE	78	29	-62.82	737	105	-85.75
NETHERLANDS ANTILLES	10	1,829	18,190.00	331	11,930	3,504.23
SAINT LUCIA	0	10	-	0	62	-
TURKS AND CAICOS ISLANDS	427	0	-100.00	913	0	-100.00
GUADELOUPE	1,696	17	-99.00	3,638	80	-97.80
SAINT KITTS AND NEVIS	354	53	-85.03	2,020	75	-96.29
UNITED KINGDOM	4,811,535	1,856,775	-61.41	21,576,411	9,800,169	-54.58
NETHERLANDS	5,328,743	2,552,613	-52.10	23,663,263	11,347,714	-52.05
FRANCE	887,783	684,145	-22.94	7,148,590	5,765,368	-19.35
GERMANY, FED. REP. OF	4,223,687	2,118,788	-49.84	22,124,776	10,728,624	-51.51
AUSTRIA	8,568	2,121	-75.25	108,265	53,083	-50.97
BELGIUM	2,849,685	4,283,224	50.31	9,870,750	14,227,672	44.14
SWITZERLAND	30,081	5,604	-81.37	195,651	156,987	-19.76
LUXEMBOURG	0	2	-	0	25	-
DENMARK	162,112	154,463	-4.72	1,101,710	1,109,180	0.68
NORWAY	17,684	192	-98.91	105,791	1,620	-98.47
SWEDEN	58,214	27,665	-52.48	320,670	175,629	-45.23
FINLAND	549,272	229,044	-58.30	3,549,289	1,518,016	-57.23
IRELAND	100	200	100.00	381	1,350	254.33
ITALY	10,766,587	4,525,553	-57.97	39,158,937	15,599,698	-60.16
SPAIN	3,508,634	2,059,393	-41.30	14,976,530	9,284,780	-38.00
PORTUGAL	420,458	325,631	-22.55	1,771,050	945,670	-46.60
GREECE	634,991	356,418	-43.87	3,533,429	2,007,104	-43.20
DEMOCRATIC REPUBLIC OF THE C	0	1,254	-	0	720	-
HUNGARY	235,684	216,479	-8.15	1,690,350	1,375,281	-18.64
POLAND	1,025,707	699,958	-31.76	6,735,049	4,496,519	-33.24
ROMANIA	68,125	45,353	-33.43	454,180	306,579	-32.50
BULGARIA	33,977	871,641	2,465.39	246,278	3,655,034	1,384.11
YUGOSLAVIA	76	1,025	1,248.68	367	741	101.91
ALBANIA	21	0	-100.00	32	0	-100.00
BELARUS	50,263	4,344	-91.36	378,653	38,015	-89.96
KAZAKHSTAN	245	247	0.82	6,006	5,915	-1.52
KYRGYZSTAN	0	665	-	0	6,227	-
UKRAINE	293,392	125,123	-57.35	2,331,676	967,186	-58.52
UZBEKISTAN	88,558	29,188	-67.04	328,347	105,675	-67.82
LITHUANIA	20,874	73,784	253.47	123,113	437,159	255.09
LATVIA	246	133	-45.93	4,802	1,930	-59.81
ESTONIA	10,545	7,692	-27.06	50,605	26,571	-47.49
GEORGIA	0	3,187	-	0	34,736	-
CROATIA	25,289	66,366	162.43	164,468	276,182	67.92
MALTA	1,265	25,716	1,932.89	8,583	35,639	315.23
SLOVAKIA	8,425	4,449	-47.19	47,868	36,068	-24.65
SLOVENIA	18,741	1,643,196	8,667.92	204,158	7,044,401	3,350.47
CZECH REPUBLIC	84,454	45,610	-45.99	605,588	299,873	-50.48
RUSSIA FEDERATION	219,177	49,473	-77.43	1,452,043	381,921	-73.70

TABEL 5. PERKEMBANGAN EKSPOR INDONESIA MENURUT KOMODITI DAN NEGARA TUJUAN

JENIS BARANG	BERAT BERSIH (KG)		PERUB	NILAI FOB (US \$)		PERUB
	JAN-OKT 2008	JAN-OKT 2009	%	JAN-OKT 2008	JAN-OKT 2009	%
	(1)	(2)	(3)	(4)	(5)	(6)
-TEKSTIL LAINNYA	934,862,260	944,376,643	1.02	2,332,533,071	1,960,490,357	-15.95
JAPAN	71,623,377	55,260,575	-22.85	232,619,932	171,399,024	-26.32
HONG KONG	13,877,986	10,063,600	-27.49	42,132,217	35,072,411	-16.76
KOREA, DEMOCRATIC PEOPLE'S R	1,119	489,144	43,612.60	538	1,053,310	195,682.53
KOREA, REPUBLIC OF	76,411,865	90,575,554	18.54	214,425,162	212,240,912	-1.02
TAIWAN	24,083,402	22,542,218	-6.40	56,212,889	44,612,870	-20.64
CHINA	46,708,406	61,451,527	31.56	93,418,640	98,907,478	5.88
MONGOLIA	170	0	-100.00	6	0	-100.00
MACAU	79,332	20,761	-73.83	443,789	308,433	-30.50
PAPUA NEW GUINEA	249,582	118,789	-52.40	628,901	264,043	-58.02
THAILAND	27,163,863	18,795,419	-30.81	74,019,370	41,380,215	-44.10
SINGAPORE	8,370,183	4,843,683	-42.13	27,154,578	17,773,765	-34.55
PHILIPPINES	16,210,337	12,534,980	-22.67	39,446,113	25,271,887	-35.93
MALAYSIA	24,905,411	18,742,324	-24.75	67,200,067	44,916,458	-33.16
MYANMAR (FORM. BURMA)	539,478	71,890	-86.67	1,533,474	423,857	-72.36
CAMBODIA	579,214	522,899	-9.72	2,902,707	2,941,123	1.32
BRUNEI DARUSSALAM	173,714	149,567	-13.90	586,170	563,926	-3.79
LAO PEOPLE'S DEMOCRATIC REPL	287	207,730	72,279.79	4	789,324	19,733,000.00
NEPAL	830	461	-44.46	8,916	3,300	-62.99
VIET NAM	29,738,980	31,095,673	4.56	59,134,013	44,278,665	-25.12
MALDIVES	61,214	100,033	63.42	524,562	267,253	-49.05
INDIA	21,544,488	29,464,942	36.76	60,703,236	62,065,039	2.24
PAKISTAN	26,089,415	19,786,919	-24.16	53,679,251	34,300,114	-36.10
BANGLADESH	12,738,303	12,558,971	-1.41	33,840,624	28,215,855	-16.62
SRI LANKA	8,503,774	9,198,759	8.17	24,900,597	24,301,496	-2.41
AFGHANISTAN	11,876	54,223	356.58	11,058	170,309	1,440.14
IRAQ	113	0	-100.00	20	0	-100.00
IRAN (ISLAMIC REPUBLIC OF)	9,008,138	5,546,797	-38.42	21,091,004	10,976,716	-47.96
SAUDI ARABIA	3,020,578	2,223,400	-26.39	12,145,954	8,609,726	-29.11
ISRAEL	5,254,266	12,738,937	142.45	12,508,265	22,800,953	82.29
KUWAIT	102,832	88,847	-13.60	734,765	660,947	-10.05
JORDAN	403,806	390,762	-3.23	1,141,220	850,052	-25.51
LEBANON	118,642	265,584	123.85	339,224	628,061	85.15
YEMEN	755,163	1,028,392	36.18	3,262,320	3,828,300	17.35
OMAN	27,371	31,005	13.28	68,929	58,267	-15.47
SYRIA ARAB REPUBLIC	3,404,281	6,019,111	76.81	7,795,522	10,078,886	29.29
TURKEY	69,889,850	86,696,429	24.05	162,179,365	155,933,497	-3.85
UNITED ARAB EMIRATES	5,995,180	3,771,916	-37.08	26,568,242	15,218,264	-42.72
QATAR	33,878	48,682	43.70	76,014	85,388	12.33
BAHRAIN	703	9,494	1,250.50	4,216	77,084	1,728.37
CYPRUS	13,599	10,466	-23.04	55,199	56,165	1.75
EGYPT	31,030,572	31,689,552	2.12	58,989,614	51,578,955	-12.56
LIBYAN ARAB JAMAHIRIYA	388	263,829	67,897.16	7,887	428,588	5,334.11
MOROCCO	2,444,271	2,036,319	-16.69	4,437,528	3,633,815	-18.11
TUNISIA	387,336	587,174	51.59	1,049,922	1,231,456	17.29
ALGERIA	1,760,104	1,798,382	2.17	5,101,850	4,387,127	-14.01
SUDAN	113,393	49,343	-56.48	221,067	228,103	3.18
NAMIBIA	1,152	1,018	-11.63	1,677	960	-42.75
ETHIOPIA	2,223,918	1,550,875	-30.26	6,656,730	3,755,529	-43.58
TANZANIA, UNITED REPUBLIC OF	171,736	69,615	-59.46	356,778	178,593	-49.94
MADAGASCAR	222,209	307,792	38.51	642,128	484,123	-24.61
SOMALIA	0	22,682	-	0	117,106	-
KENYA	1,243,050	2,050,008	64.92	3,644,373	4,544,348	24.69
REUNION	63,369	44,871	-29.19	133,001	108,545	-18.39
MOZAMBIQUE	1,293	21,273	1,545.24	2,672	71,996	2,594.46
BOTSWANA	3,303	18,567	462.13	9,413	47,884	408.70
TOGO	365,014	181,322	-50.32	939,186	983,747	4.74
GHANA	578,748	537,064	-7.20	2,453,393	2,218,719	-9.57
LIBERIA	120	1,233	927.50	10	7,377	73,670.00
GUINEA	33,242	61,106	83.82	93,779	143,021	52.51
ANGOLA	24,523	11,554	-52.89	34,224	23,661	-30.86
CONGO	24,100	189	-99.22	38,390	687	-98.21
CAMEROON	163,876	137,084	-16.35	309,449	185,190	-40.15
NIGERIA	259,994	229,895	-11.58	752,174	931,982	23.91
SIERRA LEONE	37,462	14,601	-61.02	131,996	75,360	-42.91
GABON	26,884	4,963	-81.54	54,460	6,594	-87.89
COTE D'IVOIRE	381,805	342,434	-10.31	1,146,165	950,476	-17.07
SENEGAL	323,931	240,942	-25.62	701,016	738,531	5.35
MAURITANIA	161,439	235,376	45.80	520,425	694,067	33.37
MALI	100	13,556	13,456.00	1,695	72,161	4,157.29
BENIN	198,242	132,904	-32.96	2,062,434	659,545	-68.02
BURKINA FASO	16,224	48,672	200.00	48,688	141,314	190.24
GAMBIA	35,138	34,548	-1.68	81,804	73,019	-10.74
U.S. VIRGIN ISLANDS	1,187	10	-99.16	1,250	330	-73.60

TABEL 5. PERKEMBANGAN EKSPOR INDONESIA MENURUT KOMODITI DAN NEGARA TUJUAN

JENIS BARANG	BERAT BERSIH (KG)		PERUB	NILAI FOB (US \$)		PERUB
	JAN-OKT 2008	JAN-OKT 2009	%	JAN-OKT 2008	JAN-OKT 2009	%
	(1)	(2)	(3)	(4)	(5)	(6)
SEYCHELLES	14,335	19,296	34.61	32,608	138,030	323.30
UGANDA	449	55,778	12,322.72	8,438	156,727	1,757.40
NIGER	21,076	26,921	27.73	256,590	201,030	-21.65
CHAD	186	0	-100.00	186	0	-100.00
DJIBOUTI	68,515	219,167	219.88	117,289	185,613	58.25
SAO TOME AND PRINCIPE	12,201	4,927	-59.62	11,540	1,800	-84.40
SWAZILAND	11,859	27,081	128.36	27,558	44,911	62.97
SOUTH AFRICA	3,889,522	3,760,251	-3.32	11,975,569	9,771,438	-18.41
ZIMBABWE	50,814	11,968	-76.45	274,457	20,961	-92.36
ZAMBIA	94,531	43,739	-53.73	199,024	80,382	-59.61
MALAWI	143	95	-33.57	258	250	-3.10
MAURITIUS	1,072,214	1,388,864	29.53	3,594,522	3,008,979	-16.29
VIRGIN ISLANDS (BRITISH)	1,258	4,026	220.03	5,261	13,515	156.89
AUSTRALIA	14,107,348	14,009,259	-0.70	33,493,895	28,176,483	-15.88
NEW ZEALAND	2,497,622	2,347,229	-6.02	7,127,818	4,995,018	-29.92
MICRONESIA, FEDERATED STATES	3,812	5,325	39.69	7,312	22,600	209.08
GUAM	7,704	7,633	-0.92	20,061	23,159	15.44
PALAU	1,705	0	-100.00	5,575	0	-100.00
NEW CALEDONIA	69,181	45,711	-33.93	300,863	166,401	-44.69
SAINT VINCENT AND THE GRENAD	1,279	1,993	55.82	2,054	2,815	37.05
VANUATU	46,166	41,916	-9.21	49,225	116,840	137.36
WALLIS AND FUTUNA ISLANDS	4,377	9,195	110.08	7,205	21,551	199.11
AMERICAN SAMOA	0	400	-	0	2,495	-
COOK ISLANDS	5,967	7,052	18.18	67,913	51,043	-24.84
FIJI	63,777	51,821	-18.75	261,070	309,066	18.38
KIRIBATI	0	1,311	-	0	2,737	-
SAMOA	4,427	1,598	-63.90	17,082	6,796	-60.22
SOLOMON ISLANDS	1,480	6,026	307.16	4,130	6,014	45.62
TONGA	3,713	1,638	-55.88	6,325	11,389	80.06
TUVALU	459	792	72.55	1,081	1,698	57.08
EAST TIMOR	221,862	375,097	69.07	430,679	320,838	-25.50
UNITED STATES	76,501,866	67,906,853	-11.24	176,139,864	129,197,420	-26.65
CANADA	5,709,041	5,286,017	-7.41	13,455,031	10,955,667	-18.58
MEXICO	12,244,505	15,497,470	26.57	28,873,950	29,689,398	2.82
GUATEMALA	990,026	994,835	0.49	2,311,554	2,649,183	14.61
HONDURAS	818,520	227,675	-72.18	1,586,375	435,804	-72.53
NICARAGUA	787	59	-92.50	1,500	121	-91.93
PANAMA	738	46,488	6,199.19	6,441	212,410	3,197.78
CUBA	102,208	0	-100.00	194,922	0	-100.00
SURINAME	185,369	250,071	34.90	432,267	374,816	-13.29
CHILE	2,862,181	2,302,285	-19.56	7,816,769	5,346,260	-31.61
VENEZUELA	3,633,538	2,612,032	-28.11	9,028,615	5,909,449	-34.55
ARGENTINA	16,517,310	17,959,157	8.73	42,116,435	39,254,158	-6.80
BRAZIL	92,696,719	108,599,454	17.16	205,156,160	209,020,614	1.88
COLOMBIA	5,203,070	8,545,623	64.24	10,605,672	15,439,732	45.58
BOLIVIA	0	12,000	-	0	1	-
URUGUAY	442,285	511,701	15.69	1,265,073	1,440,724	13.88
PARAGUAY	32,135	31,885	-0.78	96,652	79,119	-18.14
ECUADOR	1,275,592	648,799	-49.14	3,326,398	1,230,741	-63.00
PERU	1,327,800	1,457,370	9.76	3,722,333	3,157,641	-15.17
GUYANA	53,218	89,422	68.03	115,717	150,082	29.70
TRINIDAD AND TOBAGO	19,074	4,921	-74.20	49,254	9,787	-80.13
BAHAMAS	1,820	7,487	311.37	12,173	40,744	234.71
JAMAICA	138,487	177,698	28.31	261,614	356,054	36.10
PUERTO RICO	5,402	4,644	-14.03	14,216	20,002	40.70
BELIZE	1,622	1,190	-26.63	6,610	1,563	-76.35
DOMINICAN REPUBLIC	211,095	218,550	3.53	720,161	499,120	-30.69
EL SALVADOR	373,417	453,153	21.35	915,491	903,135	-1.35
COSTA RICA	78,691	66,975	-14.89	420,494	235,617	-43.97
HAITI	0	134,853	-	0	227,456	-
BARBADOS	7,066	363	-94.86	39,409	399	-98.99
ANTIGUA AND BARBUDA	3,629	1,235	-65.97	11,913	4,380	-63.23
ANGUILLA	0	1,071	-	0	4,604	-
ARUBA	371	406	9.43	2,900	933	-67.83
BERMUDA	404	745	84.41	2,286	2,634	15.22
CAYMAN ISLANDS	2,352	281	-88.05	1,417	380	-73.18
DOMINICA	17,615	0	-100.00	48,396	0	-100.00
FRENCH GUIANA	27,396	76,670	179.86	66,773	101,880	52.58
FRENCH POLYNESIA	183,423	141,908	-22.63	515,061	339,817	-34.02
GRENADA	25,070	113	-99.55	48,364	467	-99.03
MARTINIQUE	17,801	17,799	-0.01	85,506	79,083	-7.51
NETHERLANDS ANTILLES	24,339	31,433	29.15	105,274	97,847	-7.05
NORFOLK ISLANDS	0	256	-	0	471	-
SAINT LUCIA	3,256	636	-80.47	13,719	5,513	-59.81

TABEL 5. PERKEMBANGAN EKSPOR INDONESIA MENURUT KOMODITI DAN NEGARA TUJUAN

JENIS BARANG	BERAT BERSIH (KG)		PERUB	NILAI FOB (US \$)		PERUB
	JAN-OKT 2008	JAN-OKT 2009	%	JAN-OKT 2008	JAN-OKT 2009	%
	(2)	(3)	(4)	(5)	(6)	(7)
TURKS AND CAICOS ISLANDS	2,587	144	-94.43	7,164	37	-99.48
GUADELOUPE	23,689	38,313	61.73	93,609	123,549	31.98
SAINT KITTS AND NEVIS	7,486	227	-96.97	10,733	4,302	-59.92
UNITED KINGDOM	11,590,640	11,510,037	-0.70	26,154,933	20,951,484	-19.89
NETHERLANDS	4,723,936	3,525,702	-25.37	12,266,645	8,831,723	-28.00
FRANCE	1,228,299	1,862,004	51.59	6,019,593	4,407,029	-26.79
GERMANY, FED. REP. OF	24,718,256	19,004,039	-23.12	59,803,954	42,941,486	-28.20
AUSTRIA	53,251	45,833	-13.93	130,353	382,608	193.52
BELGIUM	24,351,967	22,717,429	-6.71	51,939,795	35,267,394	-32.10
SWITZERLAND	115,091	43,008	-62.63	370,549	106,006	-71.39
LUXEMBOURG	0	1	-	0	2	-
DENMARK	438,230	494,959	12.95	2,087,010	1,682,253	-19.39
NORWAY	191,552	283,250	47.87	1,398,605	2,205,112	57.67
SWEDEN	1,762,252	1,176,629	-33.23	7,085,842	5,025,571	-29.08
FINLAND	1,528,562	2,089,266	36.68	3,885,279	4,246,696	9.30
IRELAND	257,030	251,909	-1.99	603,368	324,630	-46.20
ITALY	33,701,059	30,030,656	-10.89	75,460,472	54,790,730	-27.39
SPAIN	15,083,887	15,012,698	-0.47	35,054,433	28,891,676	-17.58
PORTUGAL	5,820,669	7,358,682	26.42	16,155,310	17,555,254	8.67
ICELAND	6,301	0	-100.00	45,771	0	-100.00
GREECE	3,662,772	3,127,954	-14.60	9,831,261	7,692,606	-21.75
DEMOCRATIC REPUBLIC OF THE C	81,535	108,186	32.69	191,529	259,362	35.42
HUNGARY	1,634,985	1,484,573	-9.20	3,360,216	2,237,165	-33.42
POLAND	3,567,258	3,007,598	-15.69	8,184,332	5,924,477	-27.61
ROMANIA	573,782	650,241	13.33	2,070,113	2,353,106	13.67
BULGARIA	308,582	175,820	-43.02	614,531	251,480	-59.08
YUGOSLAVIA	6,556	2,259	-65.54	38,468	6,737	-82.49
ALBANIA	11,768	247	-97.90	14,649	430	-97.06
AZERBAIJAN	4,192	0	-100.00	16,179	0	-100.00
KAZAKHSTAN	300	319	6.33	600	354	-41.00
KYRGYZSTAN	285,383	180,590	-36.72	957,956	568,863	-40.62
MOLDOVA, REPUBLIC OF	494	0	-100.00	180	0	-100.00
UKRAINE	400,427	133,879	-66.57	1,002,520	279,059	-72.16
UZBEKISTAN	2,840	32,404	1,040.99	510	91,289	17,799.80
LITHUANIA	1,609,442	214,340	-86.68	3,305,639	377,921	-88.57
LATVIA	230,397	205,423	-10.84	486,285	561,590	15.49
ESTONIA	112,073	35,991	-67.89	354,038	95,363	-73.06
GEORGIA	0	3,129	-	0	8,272	-
CROATIA	10,336	36,645	254.54	51,762	85,424	65.03
MALTA	9,847	5,503	-44.11	29,109	15,882	-45.44
SLOVAKIA	2,746	1,524	-44.50	27,013	7,599	-71.87
SLOVENIA	552,207	348,418	-36.90	1,221,030	881,492	-27.81
CZECH REPUBLIC	297,852	281,971	-5.33	673,690	537,208	-20.26
SOUTH GEORGIA AND THE SOUTH REP. OF MACEDONIA	812 0	0 130	-100.00 -	697 0	0 58	-100.00 -
RUSSIA FEDERATION	1,880,581	1,837,805	-2.27	9,506,748	5,094,991	-46.41
-BARANG DARI KARET	378,454,099	418,676,585	10.63	1,286,783,853	1,324,803,379	2.95
JAPAN	58,850,219	52,402,992	-10.96	219,880,794	224,702,100	2.19
HONG KONG	2,692,276	3,107,097	15.41	14,171,447	14,250,852	0.56
KOREA, DEMOCRATIC PEOPLE'S R	0	10,780	-	0	54,978	-
KOREA, REPUBLIC OF	4,294,501	4,092,464	-4.70	7,977,264	7,994,002	0.21
TAIWAN	4,562,004	3,464,357	-24.06	16,115,636	10,927,428	-32.19
CHINA	6,087,630	69,581,665	1,043.00	23,770,506	118,828,795	399.90
MONGOLIA	7,425	0	-100.00	22,275	0	-100.00
PAPUA NEW GUINEA	1,515,102	1,331,740	-12.10	4,721,401	5,172,759	9.56
THAILAND	7,660,220	5,226,820	-31.77	29,131,876	19,246,176	-33.93
SINGAPORE	5,144,028	4,560,334	-11.35	48,704,503	40,411,420	-17.03
PHILIPPINES	10,227,907	12,803,974	25.19	19,629,718	31,480,601	60.37
MALAYSIA	17,159,063	17,598,357	2.56	45,209,290	45,672,170	1.02
MYANMAR (FORM. BURMA)	580,665	542,431	-6.58	1,737,468	1,695,549	-2.41
CAMBODIA	524,216	275,269	-47.49	1,694,674	932,022	-45.00
BRUNEI DARUSSALAM	373,396	372,167	-0.33	932,422	1,165,370	24.98
LAO PEOPLE'S DEMOCRATIC REPL	28,719	52,453	82.64	93,350	178,597	91.32
NEPAL	5,434	5,189	-4.51	10,240	12,014	17.32
VIET NAM	4,694,135	3,629,971	-22.67	15,075,253	10,220,376	-32.20
MALDIVES	3,628	26,965	643.25	4,836	55,233	1,042.12
INDIA	1,135,370	1,230,742	8.40	3,456,923	3,599,159	4.11
PAKISTAN	2,692,026	2,358,441	-12.39	7,155,090	5,352,875	-25.19
BANGLADESH	1,638,174	2,072,649	26.52	3,798,474	4,606,876	21.28
SRI LANKA	1,391,616	1,487,267	6.87	3,663,404	3,957,431	8.03
AFGHANISTAN	0	119,732	-	0	316,527	-
IRAQ	26,750	258,149	865.04	95,797	824,226	760.39
IRAN (ISLAMIC REPUBLIC OF)	1,788,529	2,170,157	21.34	5,504,367	6,437,453	16.95

TABEL 5. PERKEMBANGAN EKSPOR INDONESIA MENURUT KOMODITI DAN NEGARA TUJUAN

JENIS BARANG	BERAT BERSIH (KG)		PERUB	NILAI FOB (US \$)		PERUB
	JAN-OKT 2008	JAN-OKT 2009	%	JAN-OKT 2008	JAN-OKT 2009	%
	(1)	(2)	(3)	(4)	(5)	(6)
SAUDI ARABIA	16,410,804	14,417,128	-12.15	49,385,584	44,921,652	-9.04
ISRAEL	1,148,191	1,317,228	14.72	3,299,895	3,527,272	6.89
KUWAIT	375,105	298,749	-20.36	1,272,372	841,702	-33.85
JORDAN	1,365,008	1,024,414	-24.95	3,486,369	2,776,860	-20.35
LEBANON	1,057,981	1,948,849	84.20	3,315,889	6,418,220	93.56
YEMEN	2,573,143	3,190,431	23.99	8,080,542	9,876,182	22.22
OMAN	917,234	517,587	-43.57	2,777,247	1,569,279	-43.50
SYRIA ARAB REPUBLIC	1,334,950	1,965,296	47.22	3,600,868	4,563,909	26.74
TURKEY	4,205,847	3,837,966	-8.75	12,236,578	11,462,206	-6.33
UNITED ARAB EMIRATES	20,381,670	16,204,393	-20.50	64,503,904	48,339,496	-25.06
QATAR	389,094	450,151	15.69	1,307,963	1,499,419	14.64
BAHRAIN	212,724	119,647	-43.75	696,432	396,001	-43.14
CYPRUS	104,229	101,687	-2.44	323,337	414,083	28.07
EGYPT	8,908,660	5,454,552	-38.77	25,098,020	15,931,705	-36.52
LIBYAN ARAB JAMAHIRIYA	1,783,491	1,920,841	7.70	5,389,769	6,097,775	13.14
MOROCCO	362,818	354,726	-2.23	1,091,035	1,115,258	2.22
TUNISIA	120,177	185,223	54.13	268,125	373,218	39.20
ALGERIA	360,547	615,365	70.68	1,183,112	1,839,859	55.51
SUDAN	607,377	276,034	-54.55	2,042,199	836,810	-59.02
NAMIBIA	0	9,500	-	0	35,700	-
ETHIOPIA	46	22,276	48,326.09	497	62,666	12,508.85
TANZANIA, UNITED REPUBLIC OF	5,409	0	-100.00	20,304	0	-100.00
MADAGASCAR	454	3,895	757.93	250	3,610	1,344.00
KENYA	85,286	226,391	165.45	216,194	586,191	171.14
REUNION	27,342	41,553	51.97	119,008	157,671	32.49
BOTSWANA	58	7,957	13,618.97	198	24,863	12,457.07
EQUATORIAL GUINEA	565	370	-34.51	603	965	60.03
TOGO	0	4,937	-	0	15,112	-
GHANA	291,042	298,891	2.70	665,146	752,456	13.13
LIBERIA	0	5,264	-	0	13,177	-
ANGOLA	65,491	232	-99.65	264,017	215	-99.92
CAMEROON	9,860	13,088	32.74	37,181	43,382	16.68
NIGERIA	1,955,942	1,277,350	-34.69	6,064,925	4,076,298	-32.79
GABON	1	0	-100.00	14	0	-100.00
COTE D'IVOIRE	74,920	55,403	-26.05	249,832	154,475	-38.17
SENEGAL	35,493	41,128	15.88	127,569	130,878	2.59
MALI	0	12	-	0	64	-
BENIN	23,715	27,860	17.48	79,550	77,858	-2.13
SEYCHELLES	644	2,686	317.08	1,210	5,952	391.90
UGANDA	129,698	68,699	-47.03	280,358	93,665	-66.59
CHAD	0	9	-	0	40	-
DJIBOUTI	100,719	25,052	-75.13	316,428	77,523	-75.50
SAO TOME AND PRINCIPE	0	605	-	0	220	-
SOUTH AFRICA	3,318,602	3,008,771	-9.34	9,745,876	8,541,922	-12.35
ZIMBABWE	124,026	16,500	-86.70	350,230	59,653	-82.97
MALAWI	0	25,838	-	0	66,192	-
COMOROS	320	0	-100.00	1,254	0	-100.00
MAURITIUS	390,881	368,648	-5.69	1,207,878	1,083,751	-10.28
AUSTRALIA	8,494,027	11,933,301	40.49	28,170,152	36,938,655	31.13
NEW ZEALAND	2,378,209	2,553,633	7.38	7,401,784	8,622,482	16.49
MICRONESIA, FEDERATED STATES	203	0	-100.00	419	0	-100.00
NEW CALEDONIA	15,514	21,470	38.39	52,645	70,636	34.17
VANUATU	35,673	11,982	-66.41	122,748	39,973	-67.43
COOK ISLANDS	30	77	156.67	187	887	374.33
FIJI	181,155	123,146	-32.02	576,842	419,144	-27.34
SAMOA	33,766	4,765	-85.89	137,206	14,744	-89.25
SOLOMON ISLANDS	0	20,420	-	0	74,432	-
EAST TIMOR	532,872	619,295	16.22	848,387	1,084,271	27.80
UNITED STATES	80,547,735	72,779,626	-9.64	277,683,221	265,672,803	-4.33
CANADA	3,745,270	4,889,596	30.55	11,847,532	16,385,560	38.30
MEXICO	1,436,949	1,699,282	18.26	3,825,576	4,116,891	7.61
GUATEMALA	335,100	164,062	-51.04	1,027,498	481,098	-53.18
HONDURAS	219,424	99,734	-54.55	610,055	318,823	-47.74
NICARAGUA	20,858	0	-100.00	81,600	0	-100.00
PANAMA	233,990	395,594	69.06	750,254	1,207,346	60.92
SURINAME	35,471	65,071	83.45	106,264	186,789	75.78
CHILE	165,303	183,836	11.21	454,073	457,083	0.66
VENEZUELA	290,238	135,570	-53.29	1,224,317	576,077	-52.95
ARGENTINA	1,296,832	1,040,469	-19.77	3,668,405	2,216,429	-39.58
BRAZIL	928,334	1,539,131	65.79	3,238,792	4,571,234	41.14
COLOMBIA	1,308,709	1,860,298	42.15	3,568,250	4,022,070	12.72
BOLIVIA	61,520	102,686	66.91	213,980	342,351	59.99
URUGUAY	54,021	32,782	-39.32	173,115	110,128	-36.38
PARAGUAY	164,027	61,641	-62.42	586,752	184,427	-68.57

TABEL 5. PERKEMBANGAN EKSPOR INDONESIA MENURUT KOMODITI DAN NEGARA TUJUAN

JENIS BARANG	BERAT BERSIH (KG)		PERUB	NILAI FOB (US \$)		PERUB
	JAN-OKT 2008	JAN-OKT 2009	%	JAN-OKT 2008	JAN-OKT 2009	%
	(1)	(2)	(3)	(4)	(5)	(6)
ECUADOR	87,802	200,605	128.47	305,461	557,618	82.55
PERU	1,025,784	558,411	-45.56	1,973,520	1,330,669	-32.57
GUYANA	12,009	0	-100.00	28,552	0	-100.00
TRINIDAD AND TOBAGO	56,848	73,238	28.83	205,851	214,372	4.14
JAMAICA	300,481	177,227	-41.02	882,559	549,058	-37.79
PUERTO RICO	122,476	555,015	353.16	482,141	1,638,073	239.75
DOMINICAN REPUBLIC	294,486	273,373	-7.17	645,945	690,189	6.85
EL SALVADOR	61,489	176,247	186.63	228,263	419,534	83.79
COSTA RICA	391,912	302,192	-22.89	1,194,031	805,785	-32.52
HAITI	13,068	27,847	113.09	38,465	87,799	128.26
BARBADOS	40,995	31,010	-24.36	143,476	95,025	-33.77
ARUBA	12,752	0	-100.00	33,601	0	-100.00
DOMINICA	107,314	20,484	-80.91	294,687	57,338	-80.54
FRENCH POLYNESIA	64,033	1,156	-98.19	237,163	1,659	-99.30
NETHERLANDS ANTILLES	20,402	164	-99.20	37,799	265	-99.30
SAINT LUCIA	0	1,265	-	0	10,433	-
GUADELOUPE	727	8	-98.90	3,807	7	-99.82
UNITED KINGDOM	13,556,724	14,651,703	8.08	43,591,208	43,641,500	0.12
NETHERLANDS	8,424,629	8,108,763	-3.75	25,290,695	24,613,815	-2.68
FRANCE	3,590,698	3,596,379	0.16	11,618,106	11,127,103	-4.23
GERMANY, FED. REP. OF	14,369,366	13,372,620	-6.94	65,801,224	65,323,266	-0.73
AUSTRIA	56,246	34,725	-38.26	308,888	211,080	-31.66
BELGIUM	6,784,567	8,442,536	24.44	22,243,575	26,300,615	18.24
SWITZERLAND	140,363	188,775	34.49	602,282	974,035	61.72
LUXEMBOURG	2,182	68,191	3,025.16	6,254	202,072	3,131.08
DENMARK	1,472,782	722,131	-50.97	3,922,730	1,900,380	-51.55
NORWAY	456,734	32,220	-92.95	1,334,076	150,919	-88.69
SWEDEN	942,823	743,524	-21.14	3,444,978	2,880,035	-16.40
FINLAND	1,257,920	727,404	-42.17	3,954,593	2,866,247	-27.52
IRELAND	997,707	765,346	-23.29	2,643,395	2,228,325	-15.70
ITALY	10,058,483	9,573,396	-4.82	34,341,133	29,195,471	-14.98
SPAIN	2,425,612	2,406,856	-0.77	8,764,058	7,844,285	-10.49
PORTUGAL	758,464	829,777	9.40	2,952,078	3,032,749	2.73
ICELAND	0	10,692	-	0	39,051	-
GREECE	1,122,271	826,536	-26.35	4,186,073	2,809,774	-32.88
DEMOCRATIC REPUBLIC OF THE C	13,995	96	-99.31	12,482	3,905	-68.71
HUNGARY	204,872	11,781	-94.25	838,362	34,608	-95.87
POLAND	1,059,428	454,773	-57.07	4,377,932	1,687,800	-61.45
ROMANIA	251,710	77,671	-69.14	953,601	264,337	-72.28
BULGARIA	30,990	22,629	-26.98	112,310	82,072	-26.92
ALBANIA	0	12,183	-	0	39,276	-
ARMENIA	84,332	0	-100.00	281,646	0	-100.00
AZERBAIJAN	21,330	20,088	-5.82	28,680	77,560	170.43
KAZAKHSTAN	9,482	0	-100.00	26,904	0	-100.00
MOLDOVA, REPUBLIC OF	11,023	0	-100.00	34,984	0	-100.00
TURKMENISTAN	30,116	0	-100.00	98,051	0	-100.00
UKRAINE	514,604	98,013	-80.95	1,862,896	259,203	-86.09
LITHUANIA	309,914	135,415	-56.31	1,103,826	466,377	-57.75
LATVIA	573,526	147,977	-74.20	1,703,293	408,222	-76.03
ESTONIA	245,744	583,415	137.41	922,040	1,986,565	115.45
GEORGIA	381,625	68,344	-82.09	1,238,321	245,252	-80.19
CROATIA	101,827	100,492	-1.31	384,273	388,531	1.11
MALTA	35,116	11,321	-67.76	79,473	30,103	-62.12
SLOVAKIA	113	2,421	2,042.48	3,264	35,191	978.16
SLOVENIA	297,884	193,286	-35.11	988,160	678,331	-31.35
CZECH REPUBLIC	109,436	107,410	-1.85	694,981	527,606	-24.08
RUSSIA FEDERATION	279,056	256,643	-8.03	1,262,883	715,167	-43.37
-SHEET	130,781,448	68,914,168	-47.31	349,692,787	109,006,983	-68.83
JAPAN	27,469,955	4,525,649	-83.53	72,000,928	6,788,782	-90.57
HONG KONG	183,256	483,150	163.65	565,008	699,211	23.75
KOREA, REPUBLIC OF	2,667,200	766,046	-71.28	7,045,098	1,318,907	-81.28
TAIWAN	1,561,546	6,490,468	315.64	4,274,383	10,397,806	143.26
CHINA	12,244,411	16,897,347	38.00	32,298,588	24,926,710	-22.82
SINGAPORE	10,998,504	4,674,244	-57.50	29,636,668	7,399,995	-75.03
PHILIPPINES	2,301,467	31,460	-98.63	6,290,193	61,010	-99.03
MALAYSIA	1,108,400	651,915	-41.18	3,267,417	1,068,158	-67.31
VIET NAM	977,634	1,676,284	71.46	2,718,205	2,004,572	-26.25
INDIA	2,135,732	6,968,105	226.26	5,614,354	10,831,750	92.93
PAKISTAN	13,440	100,800	650.00	38,371	133,359	247.55
SRI LANKA	0	794,262	-	0	1,277,690	-
IRAN (ISLAMIC REPUBLIC OF)	56,771	0	-100.00	167,814	0	-100.00
ISRAEL	20,160	0	-100.00	62,093	0	-100.00
TURKEY	1,573,069	624,490	-60.30	4,329,356	1,060,404	-75.51

TABEL 5. PERKEMBANGAN EKSPOR INDONESIA MENURUT KOMODITI DAN NEGARA TUJUAN

JENIS BARANG	BERAT BERSIH (KG)		PERUB	NILAI FOB (US \$)		PERUB
	JAN-OKT 2008	JAN-OKT 2009	%	JAN-OKT 2008	JAN-OKT 2009	%
(1)	(2)	(3)	(4)	(5)	(6)	(7)
UNITED ARAB EMIRATES	38,466	129,996	237.95	111,095	205,074	84.59
EGYPT	1,108,800	0	-100.00	2,908,372	0	-100.00
ALGERIA	68,040	40,320	-40.74	178,945	47,174	-73.64
KENYA	0	36,612	-	0	56,749	-
SOUTH AFRICA	3,283,200	115,200	-96.49	8,408,967	178,032	-97.88
AUSTRALIA	443,702	40,320	-90.91	1,152,222	108,233	-90.61
EAST TIMOR	0	94	-	0	25	-
UNITED STATES	14,865,646	9,557,687	-35.71	40,783,810	16,385,137	-59.82
CANADA	5,017,318	2,600,152	-48.18	13,831,807	4,468,489	-67.69
MEXICO	1,532,160	20,160	-98.68	4,132,498	59,875	-98.55
CHILE	301,440	161,280	-46.50	818,563	251,193	-69.31
VENEZUELA	866,880	0	-100.00	2,212,257	0	-100.00
ARGENTINA	519,263	150,744	-70.97	1,414,050	227,238	-83.93
BRAZIL	4,332,239	426,258	-90.16	11,481,631	696,433	-93.93
COLOMBIA	759,360	2,400	-99.68	2,015,110	3,480	-99.83
PERU	133,884	0	-100.00	371,946	0	-100.00
COSTA RICA	60,480	0	-100.00	142,733	0	-100.00
UNITED KINGDOM	1,955,521	40,320	-97.94	5,219,765	64,310	-98.77
NETHERLANDS	4,484,160	1,846,784	-58.82	11,934,711	3,153,468	-73.58
FRANCE	967,260	2,353,072	143.27	2,590,550	3,910,829	50.97
GERMANY, FED. REP. OF	3,948,388	961,440	-75.65	10,550,129	1,688,360	-84.00
AUSTRIA	0	2	-	0	37	-
BELGIUM	6,920,635	461,758	-93.33	18,265,401	724,824	-96.03
LUXEMBOURG	95,999	115,198	20.00	284,136	228,642	-19.53
NORWAY	0	19,200	-	0	28,128	-
ITALY	858,060	769,853	-10.28	2,208,592	1,285,911	-41.78
SPAIN	5,470,860	1,606,863	-70.63	14,810,426	2,589,133	-82.52
GREECE	0	58,626	-	0	79,126	-
VATICAN CITY STATE (HOLY SEE)	0	60,480	-	0	130,032	-
POLAND	3,999,918	403,445	-89.91	10,835,478	618,658	-94.29
ROMANIA	967,680	0	-100.00	2,568,968	0	-100.00
BULGARIA	136,080	0	-100.00	361,973	0	-100.00
BELARUS	256,283	73,224	-71.43	772,022	102,422	-86.73
UKRAINE	1,270,527	40,320	-96.83	3,435,100	122,170	-96.44
LITHUANIA	292,896	350,566	19.69	807,111	553,694	-31.40
ESTONIA	0	75,012	-	0	167,235	-
SLOVENIA	631,133	96,000	-84.79	1,710,117	159,744	-90.66
CZECH REPUBLIC	58	0	-100.00	43	0	-100.00
RUSSIA FEDERATION	1,883,567	1,616,562	-14.18	5,065,783	2,744,774	-45.82
-CRUMB RUBBER	1,854,559,351	1,565,976,756	-15.56	5,053,374,128	2,354,205,522	-53.41
JAPAN	309,263,823	212,854,440	-31.17	852,725,941	322,339,583	-62.20
HONG KONG	285,810	564,479	97.50	758,564	731,532	-3.56
KOREA, DEMOCRATIC PEOPLE'S R	0	294,840	-	0	372,825	-
KOREA, REPUBLIC OF	92,757,975	84,920,032	-8.45	257,383,730	127,286,000	-50.55
TAIWAN	15,675,185	12,745,375	-18.69	42,659,838	18,984,457	-55.50
CHINA	279,807,399	392,112,698	40.14	773,246,322	565,698,428	-26.84
SINGAPORE	122,415,611	80,264,427	-34.43	314,506,046	123,016,877	-60.89
PHILIPPINES	3,747,906	4,072,320	8.66	10,525,537	6,298,306	-40.16
MALAYSIA	2,968,560	29,081,466	879.65	7,776,140	43,845,751	463.85
VIET NAM	3,790,075	14,660,645	286.82	10,549,028	20,207,235	91.56
INDIA	22,195,754	73,644,191	231.79	61,482,948	109,379,360	77.90
PAKISTAN	3,128,825	4,757,754	52.06	8,682,040	6,818,103	-21.47
SRI LANKA	463,679	1,028,160	121.74	1,353,774	1,607,852	18.77
IRAN (ISLAMIC REPUBLIC OF)	8,547,822	9,858,219	15.33	22,724,249	16,002,111	-29.58
ISRAEL	201,600	1,874,880	830.00	605,475	3,000,306	395.53
TURKEY	32,200,532	27,919,064	-13.30	86,556,453	44,144,253	-49.00
UNITED ARAB EMIRATES	907,200	443,520	-51.11	2,504,732	545,594	-78.22
EGYPT	4,052,160	5,120,640	26.37	11,857,717	8,032,309	-32.26
ALGERIA	451,080	90,720	-79.89	1,306,889	156,571	-88.02
ETHIOPIA	181,440	0	-100.00	424,336	0	-100.00
KENYA	1,088,638	1,330,560	22.22	2,801,051	2,025,963	-27.67
DJIBOUTI	1,007,999	0	-100.00	2,722,526	0	-100.00
SOUTH AFRICA	22,053,109	20,572,562	-6.71	60,796,013	31,273,372	-48.56
AUSTRALIA	12,418,542	7,801,919	-37.18	33,358,566	11,790,207	-64.66
NEW ZEALAND	1,552,319	221,760	-85.71	4,268,483	328,120	-92.31
EAST TIMOR	0	189,000	-	0	239,558	-
UNITED STATES	513,483,475	289,510,445	-43.62	1,385,653,075	439,608,860	-68.27
CANADA	44,298,878	36,710,852	-17.13	121,207,235	56,639,951	-53.27
MEXICO	16,589,854	6,289,919	-62.09	45,507,634	9,458,093	-79.22
PANAMA	0	100,800	-	0	138,096	-
CUBA	80,640	0	-100.00	231,427	0	-100.00
CHILE	2,358,715	221,759	-90.60	6,365,061	294,344	-95.38
VENEZUELA	6,897,240	5,163,807	-25.13	19,085,643	7,594,481	-60.21

TABEL 5. PERKEMBANGAN EKSPOR INDONESIA MENURUT KOMODITI DAN NEGARA TUJUAN

JENIS BARANG	BERAT BERSIH (KG)		PERUB	NILAI FOB (US \$)		PERUB
	JAN-OKT 2008	JAN-OKT 2009	%	JAN-OKT 2008	JAN-OKT 2009	%
	(1)	(2)	(3)	(4)	(5)	(6)
ARGENTINA	14,724,358	18,971,396	28.84	39,619,193	28,843,488	-27.20
BRAZIL	60,964,098	40,476,923	-33.61	169,794,143	65,523,494	-61.41
COLOMBIA	9,661,677	4,654,437	-51.83	26,264,319	7,239,134	-72.44
ECUADOR	4,777,920	4,193,280	-12.24	13,002,291	6,182,884	-52.45
PERU	18,306	40,320	120.26	52,904	84,146	59.05
EL SALVADOR	100,800	415,800	312.50	311,976	648,964	108.02
COSTA RICA	766,079	1,088,640	42.11	1,859,178	1,656,042	-10.93
NORFOLK ISLANDS	0	20,160	-	0	24,696	-
UNITED KINGDOM	13,723,916	11,141,456	-18.82	37,805,262	17,519,667	-53.66
NETHERLANDS	20,632,316	29,068,229	40.89	56,319,936	44,864,975	-20.34
FRANCE	40,593,372	20,836,734	-48.67	109,376,456	32,565,710	-70.23
GERMANY, FED. REP. OF	48,412,575	27,834,233	-42.51	134,706,372	43,380,659	-67.80
AUSTRIA	181,440	141,120	-22.22	375,780	301,780	-19.69
BELGIUM	17,013,639	9,858,236	-42.06	46,224,403	14,247,393	-69.18
LUXEMBOURG	1,368,960	4,072,320	197.48	3,734,185	6,550,338	75.42
NORWAY	153,600	0	-100.00	429,504	0	-100.00
SWEDEN	443,720	665,280	49.93	1,314,314	1,156,831	-11.98
FINLAND	120,960	1,068,480	783.33	318,142	1,748,477	449.59
IRELAND	417,060	272,160	-34.74	1,139,103	455,751	-59.99
ITALY	16,727,756	7,996,379	-52.20	46,178,536	13,028,602	-71.79
SPAIN	29,664,524	18,445,128	-37.82	81,293,399	28,534,695	-64.90
GREECE	771,120	40,320	-94.77	1,952,499	63,118	-96.77
ANDORRA	0	60,480	-	0	105,840	-
HUNGARY	1,791,718	4,019,400	124.33	4,603,439	5,826,000	26.56
POLAND	19,164,285	10,102,676	-47.28	51,965,105	15,932,893	-69.34
ROMANIA	10,633,556	8,743,139	-17.78	28,397,176	14,022,306	-50.62
BULGARIA	340,200	2,560,320	652.59	1,066,530	3,982,557	273.41
YUGOSLAVIA	246,960	20,160	-91.84	680,872	36,086	-94.70
UKRAINE	2,474,262	0	-100.00	6,262,003	0	-100.00
LITHUANIA	4,536,000	8,205,118	80.89	13,248,169	11,617,561	-12.31
SLOVENIA	8,368,917	5,952,239	-28.88	23,073,024	9,215,631	-60.06
CZECH REPUBLIC	120,960	0	-100.00	309,533	0	-100.00
RUSSIA FEDERATION	772,452	590,940	-23.50	2,069,909	987,306	-52.30
-CREPE	26,752,631	27,548,582	2.98	71,783,210	43,944,869	-38.78
JAPAN	1,221,837	461,758	-62.21	3,479,935	701,191	-79.85
KOREA, REPUBLIC OF	115,920	35,280	-69.57	329,721	47,217	-85.68
TAIWAN	100,800	141,120	40.00	300,788	202,205	-32.77
CHINA	1,917,199	2,255,036	17.62	4,748,347	3,306,415	-30.37
SINGAPORE	1,634,228	829,093	-49.27	4,553,161	1,650,093	-63.76
PHILIPPINES	0	40,320	-	0	55,648	-
MALAYSIA	726,796	985,820	35.64	2,010,521	1,380,309	-31.35
VIET NAM	559,679	2,268,479	305.32	1,405,202	3,257,692	131.83
INDIA	796,320	378,349	-52.49	2,076,449	578,716	-72.13
PAKISTAN	0	100,800	-	0	117,428	-
SRI LANKA	40,320	0	-100.00	118,488	0	-100.00
ISRAEL	262,080	141,120	-46.15	689,673	289,407	-58.04
TURKEY	342,720	221,759	-35.29	988,244	294,160	-70.23
UNITED ARAB EMIRATES	0	241,920	-	0	407,458	-
MOROCCO	20,160	0	-100.00	56,851	0	-100.00
SOUTH AFRICA	100,800	20,160	-80.00	280,828	27,000	-90.39
MAURITIUS	443	0	-100.00	1,200	0	-100.00
AUSTRALIA	181,440	141,120	-22.22	486,687	214,802	-55.86
UNITED STATES	13,125,948	11,535,580	-12.12	35,192,595	18,707,668	-46.84
CANADA	2,318,400	2,237,760	-3.48	6,385,231	3,538,837	-44.58
MEXICO	120,959	100,800	-16.67	327,051	170,704	-47.81
CHILE	0	40,319	-	0	69,384	-
ARGENTINA	161,279	282,240	75.00	438,950	407,459	-7.17
BRAZIL	1,115,279	171,359	-84.64	3,050,951	275,689	-90.96
PERU	20,160	0	-100.00	54,432	0	-100.00
UNITED KINGDOM	80,640	20,160	-75.00	222,163	36,490	-83.58
NETHERLANDS	20,160	1,270	-93.70	54,432	2,085	-96.17
FRANCE	60,496	463,680	666.46	139,632	795,687	469.85
GERMANY, FED. REP. OF	483,840	161,280	-66.67	1,237,394	283,218	-77.11
SWITZERLAND	9	0	-100.00	72	0	-100.00
SWEDEN	40,320	80,640	100.00	114,803	111,888	-2.54
ITALY	221,760	3,707,520	1,571.86	528,625	6,246,815	1,081.71
SPAIN	231,839	362,880	56.52	666,546	583,074	-12.52
PORTUGAL	120,960	0	-100.00	330,580	0	-100.00
GREECE	20,160	20,160	0.00	59,674	30,018	-49.70
POLAND	45,360	0	-100.00	142,095	0	-100.00
YUGOSLAVIA	322,560	0	-100.00	792,589	0	-100.00
UKRAINE	221,760	0	-100.00	519,300	0	-100.00
LITHUANIA	0	100,800	-	0	156,112	-

TABEL 5. PERKEMBANGAN EKSPOR INDONESIA MENURUT KOMODITI DAN NEGARA TUJUAN

JENIS BARANG	BERAT BERSIH (KG)		PERUB	NILAI FOB (US \$)		PERUB
	JAN-OKT 2008	JAN-OKT 2009	%	JAN-OKT 2008	JAN-OKT 2009	%
(1)	(2)	(3)	(4)	(5)	(6)	(7)
-BUNGKIL KELAPA	223,840,593	157,778,068	-29.51	31,042,482	20,262,453	-34.73
JAPAN	334,458	1,245,411	272.37	75,254	198,786	164.15
HONG KONG	38	0	-100.00	296	0	-100.00
KOREA, REPUBLIC OF	139,285,296	76,076,872	-45.38	18,216,418	9,346,883	-48.69
TAIWAN	5,006,362	1,024,050	-79.55	452,151	190,911	-57.78
CHINA	136,758	5,571,460	3,973.96	32,001	516,116	1,512.81
SINGAPORE	4,985,239	1,722,219	-65.45	810,998	708,510	-12.64
MALAYSIA	2	6,342,101	317,104,950.00	2	879,862	43,993,000.00
BRUNEI DARUSSALAM	1,209	0	-100.00	3,049	0	-100.00
VIET NAM	53,394,358	37,594,858	-29.59	8,192,570	4,140,784	-49.46
INDIA	12,000,930	6,484,480	-45.97	1,653,113	740,537	-55.20
PAKISTAN	0	380,000	-	0	67,640	-
SAUDI ARABIA	0	4,250	-	0	3,500	-
UNITED ARAB EMIRATES	0	1	-	0	3	-
SUDAN	0	8,000	-	0	3,242	-
AUSTRALIA	37,600	469,023	1,147.40	5,828	72,892	1,150.72
UNITED STATES	36,000	150,196	317.21	12,440	58,470	370.02
UNITED KINGDOM	0	216,520	-	0	45,961	-
NETHERLANDS	8,622,343	20,488,627	137.62	1,588,362	3,288,356	107.03
-DEDAK/BEKATUL	317,671,363	297,071,562	-6.48	56,672,646	40,890,316	-27.85
JAPAN	58,336,690	47,098,929	-19.26	11,454,661	6,688,509	-41.61
HONG KONG	26	0	-100.00	90	0	-100.00
KOREA, REPUBLIC OF	219,129,196	136,172,854	-37.86	38,119,641	19,348,636	-49.24
TAIWAN	277,620	30,680	-88.95	37,909	2,821	-92.56
SINGAPORE	0	659,106	-	0	35,701	-
PHILIPPINES	0	34,298,000	-	0	4,371,812	-
MALAYSIA	0	152	-	0	706	-
VIET NAM	39,927,825	78,811,841	97.39	7,060,343	10,442,131	47.90
UNITED STATES	6	0	-100.00	2	0	-100.00
-LAINNYA	2,063,280,030	2,121,966,371	2.84	290,896,148	139,632,479	-52.00
JAPAN	22,123,466	37,107,023	67.73	6,931,682	5,726,762	-17.38
HONG KONG	2,248,041	7,474	-99.67	315,116	8,434	-97.32
KOREA, REPUBLIC OF	319,270,906	230,032,760	-27.95	44,917,089	16,370,906	-63.55
TAIWAN	2,118,482	817,639	-61.40	539,920	307,165	-43.11
CHINA	8,174,974	101,321,590	1,139.41	881,523	5,629,054	538.56
THAILAND	16,979,137	49,277,227	190.22	4,743,409	3,709,524	-21.80
SINGAPORE	1,171,977	21,735,342	1,754.59	721,872	1,729,256	139.55
PHILIPPINES	17,237,750	36,381,326	111.06	1,823,208	2,051,519	12.52
MALAYSIA	8,286,114	5,933,073	-28.40	2,370,222	3,884,062	63.87
MYANMAR (FORM. BURMA)	34,000	0	-100.00	13,666	0	-100.00
BRUNEI DARUSSALAM	39,529	78,108	97.60	37,326	74,126	98.59
VIET NAM	74,879,962	133,701,499	78.55	9,760,035	10,001,355	2.47
INDIA	1,281,246	5,859,741	357.35	543,219	701,751	29.18
PAKISTAN	188,548	0	-100.00	67,110	0	-100.00
BANGLADESH	381,105	655,682	72.05	170,686	299,817	75.65
SRI LANKA	76,000	955,500	1,157.24	90,648	1,086,373	1,098.45
IRAQ	125	0	-100.00	1	0	-100.00
IRAN (ISLAMIC REPUBLIC OF)	0	175	-	0	5,070	-
SAUDI ARABIA	41,500,041	2,378	-99.99	5,861,543	1,352	-99.98
JORDAN	280,000	0	-100.00	44,800	0	-100.00
LEBANON	34,500	0	-100.00	38,631	0	-100.00
QATAR	0	1	-	0	27	-
EGYPT	0	654,900	-	0	122,960	-
GHANA	240,360	11,998	-95.01	116,162	8,504	-92.68
NIGERIA	1,469,410	817,260	-44.38	811,438	470,547	-42.01
SOUTH AFRICA	155,999	24,375,000	15,525.10	230,530	1,553,110	573.71
AUSTRALIA	41,395,760	73,309,414	77.09	6,695,557	6,259,420	-6.51
NEW ZEALAND	483,605,110	331,046,324	-31.55	65,884,128	17,134,927	-73.99
GUAM	0	150	-	0	3,840	-
EAST TIMOR	0	1,048	-	0	361	-
UNITED STATES	4,943	137,951	2,690.84	76,721	226,631	195.40
PANAMA	0	398	-	0	33,103	-
UNITED KINGDOM	26,000	18,000	-30.77	34,380	702	-97.96
NETHERLANDS	817,824,012	881,926,136	7.84	115,300,783	52,230,644	-54.70
FRANCE	578,000	1,292,000	123.53	142,290	244,540	71.86
GERMANY, FED. REP. OF	119,703,499	70,410,513	-41.18	16,566,954	4,080,600	-75.37
SWITZERLAND	7,501,769	2,998,730	-60.03	1,006,744	184,930	-81.63
SWEDEN	0	1	-	0	207	-
ITALY	72,729,265	111,100,010	52.76	2,922,280	5,490,900	87.90
UKRAINE	140,000	0	-100.00	79,375	0	-100.00
RUSSIA FEDERATION	1,600,000	0	-100.00	1,157,100	0	-100.00

TABEL 5. PERKEMBANGAN EKSPOR INDONESIA MENURUT KOMODITI DAN NEGARA TUJUAN

JENIS BARANG	BERAT BERSIH (KG)		PERUB	NILAI FOB (US \$)		PERUB
	JAN-OKT 2008	JAN-OKT 2009	%	JAN-OKT 2008	JAN-OKT 2009	%
	(1)	(2)	(3)	(4)	(5)	(6)
-MINYAK ATSIRI LAINNYA	3,542,037	3,598,865	1.60	127,294,289	72,133,712	-43.33
JAPAN	133,753	60,802	-54.54	2,522,627	1,079,126	-57.22
HONG KONG	25,141	27,969	11.25	167,594	179,919	7.35
KOREA, REPUBLIC OF	25,467	7,595	-70.18	35,705	27,758	-22.26
TAIWAN	494	22,322	4,418.62	15,232	78,096	412.71
CHINA	174,621	77,752	-55.47	1,891,725	821,333	-56.58
THAILAND	17,892	6,185	-65.43	99,560	131,938	32.52
SINGAPORE	964,637	1,005,035	4.19	33,321,089	16,704,015	-49.87
PHILIPPINES	4,828	8,103	67.83	109,784	135,457	23.39
MALAYSIA	5,336	2,575	-51.74	54,778	80,896	47.68
BRUNEI DARUSSALAM	0	6	-	0	114	-
VIET NAM	1,900	50	-97.37	2,428	2,713	11.74
MALDIVES	410	666	62.44	3,664	20,787	467.33
INDIA	399,631	483,215	20.92	9,335,491	7,467,810	-20.01
PAKISTAN	8,400	27,322	225.26	51,065	613,346	1,101.11
BANGLADESH	0	1,099	-	0	10,085	-
SRI LANKA	391	21	-94.63	8,733	1,932	-77.88
SAUDI ARABIA	1,000	654	-34.60	9,385	15,000	59.83
TURKEY	16,200	53,510	230.31	166,594	571,904	243.29
UNITED ARAB EMIRATES	48,780	85,804	75.90	3,569,626	2,546,263	-28.67
BAHRAIN	0	50	-	0	7,275	-
EGYPT	1,200	1,000	-16.67	121,100	34,850	-71.22
GUINEA	18	0	-100.00	190	0	-100.00
NIGERIA	0	3,842	-	0	5,976	-
BENIN	2,980	0	-100.00	20,662	0	-100.00
SOUTH AFRICA	4,212	3,689	-12.42	43,697	35,480	-18.80
AUSTRALIA	3,471	4,632	33.45	57,794	71,917	24.44
NEW ZEALAND	789	228	-71.10	7,811	5,079	-34.98
GUAM	257	0	-100.00	4,212	0	-100.00
EAST TIMOR	0	5,430	-	0	743	-
UNITED STATES	766,736	546,128	-28.77	24,646,491	11,319,599	-54.07
CANADA	2,841	6,197	118.13	45,056	106,397	136.14
MEXICO	50,391	56,703	12.53	702,625	529,810	-24.60
ARGENTINA	260	5,816	2,136.92	31,220	24,386	-21.89
BRAZIL	20,909	18,719	-10.47	199,585	296,617	48.62
COLOMBIA	0	5,655	-	0	55,792	-
URUGUAY	0	1,452	-	0	73,389	-
UNITED KINGDOM	65,767	81,059	23.25	4,421,237	2,243,528	-49.26
NETHERLANDS	167,892	246,038	46.55	11,654,987	7,810,574	-32.99
FRANCE	197,468	236,113	19.57	10,600,511	5,843,425	-44.88
GERMANY, FED. REP. OF	155,809	108,506	-30.36	8,905,113	3,125,196	-64.91
AUSTRIA	36	7	-80.56	160	150	-6.25
BELGIUM	551	8	-98.55	29,953	502	-98.32
SWITZERLAND	149,996	264,528	76.36	10,875,102	7,797,107	-28.30
NORWAY	78	0	-100.00	3,261	0	-100.00
FINLAND	0	50	-	0	4,800	-
IRELAND	49	1	-97.96	525	125	-76.19
ITALY	40,888	41,693	1.97	787,191	493,835	-37.27
SPAIN	66,158	90,636	37.00	2,745,826	1,758,668	-35.95
ROMANIA	14,400	0	-100.00	24,900	0	-100.00
-WANGI-WANGIAN DARI MINYAK A1	53,050,984	56,280,542	6.09	189,917,414	207,455,613	9.23
JAPAN	2,151,641	2,313,021	7.50	9,810,262	11,315,069	15.34
HONG KONG	1,373,540	1,520,209	10.68	13,990,811	15,924,761	13.82
KOREA, DEMOCRATIC PEOPLE'S R	0	6,691	-	0	7,852	-
KOREA, REPUBLIC OF	197,365	153,134	-22.41	1,535,463	1,206,338	-21.43
TAIWAN	3,829,903	4,039,683	5.48	4,717,709	5,598,003	18.66
CHINA	961,440	677,771	-29.50	2,391,281	2,319,208	-3.01
MONGOLIA	15,481	5,545	-64.18	37,625	16,070	-57.29
MACAU	675	0	-100.00	9,662	0	-100.00
PAPUA NEW GUINEA	309,661	412,404	33.18	763,409	883,401	15.72
THAILAND	5,806,961	5,488,426	-5.49	30,387,728	30,647,666	0.86
SINGAPORE	2,346,104	2,873,194	22.47	13,442,861	17,214,058	28.05
PHILIPPINES	2,551,943	4,969,103	94.72	16,149,843	21,357,756	32.25
MALAYSIA	8,010,627	8,532,249	6.51	23,989,557	25,637,428	6.87
MYANMAR (FORM. BURMA)	207,772	100,970	-51.40	1,344,094	531,683	-60.44
CAMBODIA	9,667	36,108	273.52	48,624	68,351	40.57
BRUNEI DARUSSALAM	392,885	448,106	14.06	1,573,459	1,807,684	14.89
NEPAL	45,131	28,982	-35.78	60,776	36,822	-39.41
VIET NAM	1,051,656	1,002,969	-4.63	8,885,177	8,666,858	-2.46
MALDIVES	439,526	439,817	0.07	971,710	904,065	-6.96
INDIA	1,498,523	1,302,986	-13.05	4,016,174	3,344,013	-16.74
PAKISTAN	987,923	1,218,038	23.29	2,706,921	4,615,871	70.52

TABEL 5. PERKEMBANGAN EKSPOR INDONESIA MENURUT KOMODITI DAN NEGARA TUJUAN

JENIS BARANG	BERAT BERSIH (KG)		PERUB	NILAI FOB (US \$)		PERUB
	JAN-OKT 2008	JAN-OKT 2009	%	JAN-OKT 2008	JAN-OKT 2009	%
	(1)	(2)	(3)	(4)	(5)	(6)
BANGLADESH	56,805	103,370	81.97	135,952	303,881	123.52
SRI LANKA	65,118	241,288	270.54	142,093	256,946	80.83
IRAQ	9,430	41,485	339.93	21,916	99,413	353.61
IRAN (ISLAMIC REPUBLIC OF)	154,220	285,058	84.84	452,883	843,823	86.32
SAUDI ARABIA	517,412	845,941	63.49	1,106,425	1,498,784	35.46
KUWAIT	4,615	4,532	-1.80	40,403	58,658	45.18
JORDAN	42,232	75,845	79.59	134,572	202,546	50.51
LEBANON	19,108	24,971	30.68	64,495	75,114	16.46
YEMEN	787,263	1,235,183	56.90	1,646,703	2,591,894	57.40
OMAN	979	3	-99.69	5,167	44	-99.15
SYRIA ARAB REPUBLIC	3,979	0	-100.00	41,006	0	-100.00
TURKEY	94	67	-28.72	2,647	27	-98.98
UNITED ARAB EMIRATES	9,294,041	7,832,217	-15.73	25,841,939	23,741,236	-8.13
QATAR	5,841	8,813	50.88	60,916	76,591	25.73
BAHRAIN	148	1,008	581.08	899	5,227	481.42
CYPRUS	16,066	9,614	-40.16	61,305	34,052	-44.45
EGYPT	35,748	31,589	-11.63	219,559	200,639	-8.62
LIBYAN ARAB JAMAHIRIYA	181,153	250,041	38.03	592,175	893,732	50.92
MOROCCO	825	7,404	797.45	14,900	89,627	501.52
TUNISIA	0	391	-	0	1,036	-
ALGERIA	10,584	10,078	-4.78	28,560	28,650	0.32
SUDAN	122,109	33,622	-72.47	658,056	96,422	-85.35
NAMIBIA	159,120	37,800	-76.24	272,000	62,318	-77.09
ETHIOPIA	0	19	-	0	10	-
TANZANIA, UNITED REPUBLIC OF	519,845	782,407	50.51	852,170	1,603,803	88.20
MADAGASCAR	131,653	104,923	-20.30	64,862	48,006	-25.99
SOMALIA	0	66,290	-	0	113,181	-
KENYA	1,424,498	875,144	-38.56	2,602,506	1,670,041	-35.83
REUNION	4,681	1,578	-66.29	12,063	1,281	-89.38
MOZAMBIQUE	18,866	0	-100.00	38,046	0	-100.00
EQUATORIAL GUINEA	6,556	24,298	270.62	12,384	53,015	328.09
TOGO	0	14,191	-	0	66,256	-
GHANA	342,482	358,180	4.58	881,451	2,536,429	187.76
LIBERIA	1,642	1,346	-18.03	1,923	1,596	-17.00
GUINEA	24,098	34,277	42.24	70,447	12,770	-81.87
ANGOLA	160,943	231,660	43.94	267,772	383,318	43.15
CAMEROON	37,579	11,707	-68.85	78,888	28,220	-64.23
NIGERIA	1,522,532	928,367	-39.02	3,168,940	2,163,056	-31.74
SIERRA LEONE	6,596	0	-100.00	25,158	0	-100.00
GABON	25,265	26,317	4.16	64,955	67,480	3.89
COTE D'IVOIRE	22,588	7,378	-67.34	40,821	12,791	-68.67
SENEGAL	415,226	480,907	15.82	397,789	429,331	7.93
BENIN	291,216	332,186	14.07	673,110	906,477	34.67
BURKINA FASO	8,923	7,104	-20.39	15,860	9,081	-42.74
GAMBIA	12,832	13,691	6.69	28,962	36,693	26.69
SEYCHELLES	26,283	31,129	18.44	53,518	84,920	58.68
UGANDA	169,334	587,283	246.82	340,810	1,136,024	233.33
NIGER	400	0	-100.00	725	0	-100.00
CHAD	17,636	1,469	-91.67	29,664	1,828	-93.84
DJIBOUTI	273,908	279,442	2.02	314,064	452,265	44.00
SAO TOME AND PRINCIPE	26,927	318	-98.82	56,503	925	-98.36
SOUTH AFRICA	129,260	67,029	-48.14	488,133	396,750	-18.72
ZIMBABWE	0	14,735	-	0	23,862	-
ZAMBIA	7,616	0	-100.00	32,961	0	-100.00
COMOROS	388	0	-100.00	1,471	0	-100.00
MAURITIUS	137,086	158,465	15.60	388,879	381,858	-1.81
RWANDA	0	20,780	-	0	38,460	-
AUSTRALIA	262,883	143,646	-45.36	857,936	633,099	-26.21
NEW ZEALAND	11,293	22,651	100.58	81,721	187,554	129.51
MICRONESIA, FEDERATED STATES	4,141	6,133	48.10	7,091	7,119	0.39
GUAM	2,233	765	-65.74	19,359	1,642	-91.52
PALAU	30	259	763.33	1,064	5,113	380.55
NEW CALEDONIA	616	1,271	106.33	1,091	2,668	144.55
NORTHERN MARIANA ISLANDS	224	14,152	6,217.86	542	44,136	8,043.17
SAINT VINCENT AND THE GRENAD	0	1,113	-	0	1,265	-
VANUATU	79,566	40,695	-48.85	108,943	66,017	-39.40
WALLIS AND FUTUNA ISLANDS	4,056	4,165	2.69	11,192	12,404	10.83
AMERICAN SAMOA	282	472	67.38	1,116	2,940	163.44
COOK ISLANDS	1,582	249	-84.26	3,693	285	-92.28
FIJI	113,666	99,101	-12.81	315,164	296,546	-5.91
KIRIBATI	22,874	9,601	-58.03	37,121	27,883	-24.89
SAMOA	38,352	29,024	-24.32	68,448	51,776	-24.36
SOLOMON ISLANDS	64,501	42,522	-34.08	137,066	186,873	36.34
TONGA	47,761	61,309	28.37	88,594	86,773	-2.06

TABEL 5. PERKEMBANGAN EKSPOR INDONESIA MENURUT KOMODITI DAN NEGARA TUJUAN

JENIS BARANG	BERAT BERSIH (KG)		PERUB	NILAI FOB (US \$)		PERUB
	JAN-OKT 2008	JAN-OKT 2009	%	JAN-OKT 2008	JAN-OKT 2009	%
	(1)	(2)	(3)	(4)	(5)	(6)
TUVALU	1,816	676	-62.78	2,943	1,097	-62.73
EAST TIMOR	778,357	1,751,969	125.09	999,184	2,273,730	127.56
UNITED STATES	245,318	327,659	33.57	895,647	1,199,824	33.96
CANADA	1,067	16,210	1,419.21	5,237	17,226	228.93
MEXICO	1,834	3,111	69.63	142,715	144,731	1.41
PANAMA	23,650	0	-100.00	31,625	0	-100.00
SURINAME	9,633	10,682	10.89	29,795	37,189	24.82
CHILE	15,571	9,003	-42.18	57,195	18,808	-67.12
ARGENTINA	150	224	49.33	2,840	2,022	-28.80
BRAZIL	150	721	380.67	945	22,322	2,262.12
COLOMBIA	420	28	-93.33	4,900	1,995	-59.29
BOLIVIA	5,009	0	-100.00	6,330	0	-100.00
ECUADOR	0	17,000	-	0	19,715	-
TRINIDAD AND TOBAGO	0	2,519	-	0	2,940	-
BAHAMAS	91	0	-100.00	983	0	-100.00
PUERTO RICO	0	21	-	0	128	-
BELIZE	36,737	25,404	-30.85	145,879	148,979	2.13
DOMINICAN REPUBLIC	0	262	-	0	371	-
COSTA RICA	143	0	-100.00	287	0	-100.00
HAITI	0	12,857	-	0	23,847	-
BARBADOS	6,008	18,916	214.85	9,022	37,318	313.63
ARUBA	324	0	-100.00	9,271	0	-100.00
BERMUDA	846	107	-87.35	15,170	182	-98.80
FRENCH POLYNESIA	8	1,873	23,312.50	41	4,472	10,807.32
GRENADA	808	0	-100.00	1,601	0	-100.00
MARTINIQUE	53	510	862.26	183	759	314.75
NETHERLANDS ANTILLES	1	3,377	337,600.00	2	19,662	983,000.00
SAINT LUCIA	0	17	-	0	116	-
TURKS AND CAICOS ISLANDS	0	22	-	0	84	-
GUADELOUPE	30	4	-86.67	61	11	-81.97
UNITED KINGDOM	600,152	499,918	-16.70	2,230,053	1,834,224	-17.75
NETHERLANDS	176,005	134,913	-23.35	463,262	913,686	97.23
FRANCE	304,546	239,463	-21.37	2,175,180	1,786,834	-17.85
GERMANY, FED. REP. OF	9,466	2,269	-76.03	38,350	11,250	-70.66
AUSTRIA	97	139	43.30	5,096	5,367	5.32
BELGIUM	33,249	101,458	205.15	75,477	218,728	189.79
SWITZERLAND	1,656	3,559	114.92	14,585	42,534	191.63
DENMARK	56	10	-82.14	44	38	-13.64
NORWAY	290	691	138.28	6,404	7,992	24.80
SWEDEN	115,358	683	-99.41	119,123	4,363	-96.34
FINLAND	0	654	-	0	3,784	-
IRELAND	505	1	-99.80	38,632	10	-99.97
ITALY	189,435	185,823	-1.91	369,424	362,929	-1.76
SPAIN	12,736	4,353	-65.82	108,339	61,669	-43.08
PORTUGAL	34,425	24,121	-29.93	37,156	50,080	34.78
MONTSERAT	0	5,929	-	0	8,415	-
GREECE	55,041	43,999	-20.06	131,693	117,975	-10.42
DEMOCRATIC REPUBLIC OF THE C	118,415	68,225	-42.38	237,508	115,963	-51.18
HUNGARY	12,390	2	-99.98	30,895	4	-99.99
POLAND	27	5	-81.48	282	54	-80.85
ROMANIA	927	274	-70.44	19,729	7,201	-63.50
BULGARIA	1,291	358	-72.27	20,380	4,204	-79.37
YUGOSLAVIA	16	0	-100.00	24	0	-100.00
TURKMENISTAN	5,147	0	-100.00	18,069	0	-100.00
UKRAINE	46,988	34,474	-26.63	103,161	128,158	24.23
LITHUANIA	359	0	-100.00	3,887	0	-100.00
LATVIA	40,938	0	-100.00	92,335	0	-100.00
ESTONIA	300	0	-100.00	3,094	0	-100.00
CROATIA	445	0	-100.00	332	0	-100.00
MALTA	5,215	11,634	123.09	8,422	15,609	85.34
SLOVENIA	135	331	145.19	595	490	-17.65
CZECH REPUBLIC	141	154	9.22	11,444	4,868	-57.46
RUSSIA FEDERATION	60,976	124,456	104.11	69,890	234,219	235.13
ROTAN OLAHAN	25,404,656	24,764,120	-2.52	24,713,972	24,959,225	0.99
JAPAN	20,832	57,897	177.92	36,962	106,392	187.84
HONG KONG	1,627,067	839,794	-48.39	1,510,596	841,508	-44.29
KOREA, REPUBLIC OF	9,684	113,488	1,071.91	7,840	39,877	408.64
TAIWAN	317,850	434,144	36.59	281,537	275,885	-2.01
CHINA	18,564,127	18,927,301	1.96	15,724,540	17,819,893	13.33
THAILAND	568,085	590,608	3.96	581,698	568,081	-2.34
SINGAPORE	2,209,627	1,856,782	-15.97	2,500,760	2,226,715	-10.96
MALAYSIA	454,639	388,592	-14.53	338,733	445,670	31.57
BRUNEI DARUSSALAM	0	2	-	0	5	-

TABEL 5. PERKEMBANGAN EKSPOR INDONESIA MENURUT KOMODITI DAN NEGARA TUJUAN

JENIS BARANG	BERAT BERSIH (KG)		PERUB	NILAI FOB (US \$)		PERUB
	JAN-OKT 2008	JAN-OKT 2009	%	JAN-OKT 2008	JAN-OKT 2009	%
	(1)	(2)	(3)	(4)	(5)	(6)
VIET NAM	0	33,100	-	0	43,036	-
MALDIVES	38	25	-34.21	60	60	0.00
INDIA	335,343	255,174	-23.91	350,845	250,848	-28.50
PAKISTAN	6,000	36,000	500.00	4,740	14,205	199.68
SRI LANKA	98,253	64,854	-33.99	130,413	76,701	-41.19
IRAQ	30,160	0	-100.00	12,567	0	-100.00
SAUDI ARABIA	127,701	157,122	23.04	128,758	55,043	-57.25
KUWAIT	3,851	18,771	387.43	2,920	14,900	410.27
JORDAN	49,689	106,076	113.48	63,099	124,160	96.77
LEBANON	0	2,097	-	0	2,750	-
SYRIA ARAB REPUBLIC	30,698	54,310	76.92	32,359	61,211	89.16
TURKEY	6,169	38,638	526.33	14,142	63,349	347.95
UNITED ARAB EMIRATES	2,409	1,131	-53.05	13,757	15,746	14.46
QATAR	286	0	-100.00	2,016	0	-100.00
CYPRUS	11,975	5,227	-56.35	39,406	23,436	-40.53
MOROCCO	0	6,299	-	0	16,253	-
TUNISIA	0	3,495	-	0	9,520	-
REUNION	19,696	0	-100.00	21,489	0	-100.00
CONGO	0	142	-	0	1,160	-
SEYCHELLES	0	443	-	0	630	-
SOUTH AFRICA	52,174	85,252	63.40	77,083	95,963	24.49
MAURITIUS	14,864	5,850	-60.64	8,076	13,683	69.43
VIRGIN ISLANDS (BRITISH)	445	0	-100.00	2,555	0	-100.00
AUSTRALIA	37,153	40,372	8.66	196,967	124,726	-36.68
NEW ZEALAND	16,157	21,376	32.30	34,659	53,283	53.73
GUAM	1,133	86	-92.41	4,652	933	-79.94
NEW CALEDONIA	2,936	612	-79.16	8,831	3,182	-63.97
VANUATU	186	638	243.01	180	1,005	458.33
TONGA	236	0	-100.00	179	0	-100.00
EAST TIMOR	301	36	-88.04	64	5	-92.19
UNITED STATES	155,574	73,483	-52.77	625,389	318,717	-49.04
CANADA	13,338	6,858	-48.58	26,046	13,049	-49.90
MEXICO	15,260	0	-100.00	32,221	0	-100.00
CHILE	0	934	-	0	6,653	-
ARGENTINA	11,741	6,188	-47.30	21,076	10,795	-48.78
BRAZIL	1,964	160	-91.85	19,328	233	-98.79
COLOMBIA	7,195	1,524	-78.82	10,475	3,647	-65.18
URUGUAY	117	0	-100.00	252	0	-100.00
PERU	655	0	-100.00	6,624	0	-100.00
BAHAMAS	9,498	23,366	146.01	43,490	80,769	85.72
PUERTO RICO	9,159	0	-100.00	20,242	0	-100.00
DOMINICAN REPUBLIC	13,177	231	-98.25	50,636	330	-99.35
COSTA RICA	12,999	0	-100.00	32,619	0	-100.00
FRENCH POLYNESIA	79	111	40.51	887	289	-67.42
NETHERLANDS ANTILLES	0	157	-	0	176	-
UNITED KINGDOM	52,461	10,565	-79.86	373,225	37,382	-89.98
NETHERLANDS	7,443	4,544	-38.95	19,070	27,922	46.42
FRANCE	68,363	50,370	-26.32	192,582	68,280	-64.54
GERMANY, FED. REP. OF	159,845	266,465	66.70	352,115	552,156	56.81
AUSTRIA	0	5,500	-	0	7,150	-
BELGIUM	91,055	10,914	-88.01	222,775	23,893	-89.27
SWITZERLAND	555	291	-47.57	3,737	2,592	-30.64
DENMARK	0	169	-	0	466	-
NORWAY	384	717	86.72	508	4,613	808.07
SWEDEN	2,238	0	-100.00	16,434	0	-100.00
FINLAND	8,000	3,913	-51.09	6,320	169	-97.33
IRELAND	74	317	328.38	187	794	324.60
ITALY	11,116	13,729	23.51	69,408	49,397	-28.83
SPAIN	34,177	38,065	11.38	136,058	98,490	-27.61
PORTUGAL	604	48	-92.05	1,365	14	-98.97
GREECE	3,412	186	-94.55	1,615	1,363	-15.60
HUNGARY	3,438	7	-99.80	4,250	16	-99.62
POLAND	0	6,231	-	0	9,970	-
BULGARIA	186	0	-100.00	225	0	-100.00
UKRAINE	54,790	31,109	-43.22	191,702	89,641	-53.24
CROATIA	88	0	-100.00	62	0	-100.00
SLOVAKIA	6,000	5,824	-2.93	8,461	16,601	96.21
CZECH REPUBLIC	4,358	16,053	268.36	3,611	19,076	428.27
RUSSIA FEDERATION	25,549	40,357	57.96	88,494	124,768	40.99
-MINYAK KELAPA SAWIT	11,022,096,768	12,725,082,973	15.45	10,647,978,221	7,654,391,902	-28.11
JAPAN	609,715	16,020,973	2,527.62	802,737	12,725,378	1,485.25
HONG KONG	21,996,884	265,045	-98.80	24,363,663	156,268	-99.36
KOREA, REPUBLIC OF	10,014,029	1,924,988	-80.78	9,616,991	1,080,541	-88.76

TABEL 5. PERKEMBANGAN EKSPOR INDONESIA MENURUT KOMODITI DAN NEGARA TUJUAN

JENIS BARANG	BERAT BERSIH (KG)		PERUB	NILAI FOB (US \$)		PERUB	
	JAN-OKT 2008	JAN-OKT 2009	%	JAN-OKT 2008	JAN-OKT 2009	%	
	(1)	(2)	(3)	(4)	(5)	(6)	(7)
TAIWAN		796,967	909,683	14.14	978,068	766,461	-21.64
CHINA	1,266,212,422		2,091,091,783	65.15	1,252,547,303	1,271,497,883	1.51
PAPUA NEW GUINEA	2,178,252		1,645,071	-24.48	2,998,507	1,628,342	-45.69
THAILAND	19,193,000		10,866,352	-43.38	19,336,795	4,163,136	-78.47
SINGAPORE	450,804,287		536,035,386	18.91	423,505,427	312,375,153	-26.24
PHILIPPINES	23,263,942		16,517,181	-29.00	29,645,242	16,968,165	-42.76
MALAYSIA	524,603,012		826,469,771	57.54	496,742,831	477,067,289	-3.96
MYANMAR (FORM. BURMA)	134,761,315		92,699,614	-31.21	135,411,213	59,983,238	-55.70
CAMBODIA	234,184		364,654	55.71	322,035	297,932	-7.48
BRUNEI DARUSSALAM	826,076		592,963	-28.22	1,155,210	626,766	-45.74
VIET NAM	154,071,744		176,211,956	14.37	157,323,400	105,160,096	-33.16
MALDIVES	1,277,029		658,285	-48.45	1,955,750	623,651	-68.11
INDIA	3,769,002,355		4,228,925,945	12.20	3,575,683,470	2,500,494,069	-30.07
PAKISTAN	364,640,949		179,040,671	-50.90	367,430,351	115,932,772	-68.45
BANGLADESH	401,534,588		641,262,328	59.70	431,183,566	418,898,473	-2.85
SRI LANKA	45,625,612		3,321,050	-92.72	38,539,436	2,110,538	-94.52
AFGHANISTAN	0		8,951,834	-	0	7,635,377	-
IRAQ	3,468,960		0	-100.00	4,374,743	0	-100.00
IRAN (ISLAMIC REPUBLIC OF)	296,007,883		120,690,948	-59.23	293,530,228	79,850,941	-72.80
SAUDI ARABIA	161,707,192		172,382,514	6.60	160,644,072	120,423,783	-25.04
ISRAEL	75,204		279,867	272.14	100,179	210,157	109.78
KUWAIT	33,636		0	-100.00	40,688	0	-100.00
JORDAN	219,423,516		33,852,959	-84.57	222,192,760	19,832,046	-91.07
YEMEN	5,329,577		8,127,386	52.50	6,744,373	5,683,078	-15.74
OMAN	2,998,000		4,949,778	65.10	3,072,950	3,756,882	22.26
SYRIA ARAB REPUBLIC	13,494,000		3,000,000	-77.77	14,875,320	2,054,750	-86.19
TURKEY	74,080,993		21,478,833	-71.01	71,785,015	13,539,836	-81.14
UNITED ARAB EMIRATES	4,925,869		50,839,519	932.09	3,412,246	35,076,313	927.95
BAHRAIN	0		41,720	-	0	33,210	-
CYPRUS	1,499,828		0	-100.00	1,154,868	0	-100.00
EGYPT	328,247,616		366,115,001	11.54	305,365,279	237,517,146	-22.22
LIBYAN ARAB JAMAHIRIYA	0		19,710	-	0	20,745	-
TUNISIA	51,827,405		27,049,490	-47.81	51,807,816	16,853,672	-67.47
ALGERIA	120,049,290		37,177,632	-69.03	137,761,299	21,642,207	-84.29
SUDAN	56,052		40,240	-28.21	56,061	31,521	-43.77
ERITREA	73,508		36,754	-50.00	89,327	32,680	-63.42
NAMIBIA	49,627		0	-100.00	83,853	0	-100.00
ETHIOPIA	0		121,077	-	0	95,092	-
TANZANIA, UNITED REPUBLIC OF	18,857,837		42,979,947	127.92	16,007,864	25,511,837	59.37
MADAGASCAR	3,554,600		284,746	-91.99	3,242,793	180,356	-94.44
SOMALIA	0		112,212	-	0	79,467	-
KENYA	2,011,589		2,252,360	11.97	2,489,942	1,783,523	-28.37
MOZAMBIQUE	6,386,177		90,650	-98.58	6,319,705	45,325	-99.28
EQUATORIAL GUINEA	74,771		311,333	316.38	96,441	305,842	217.13
TOGO	6,173,190		1,213,767	-80.34	7,452,554	1,051,693	-85.89
GHANA	17,643,250		16,332,632	-7.43	20,760,292	12,851,611	-38.10
LIBERIA	765,778		256,360	-66.52	854,557	191,557	-77.58
GUINEA	11,294,670		561,262	-95.03	12,188,939	480,652	-96.06
ANGOLA	7,883,094		16,864,643	113.93	8,332,849	13,349,525	60.20
CONGO	2,444,177		2,521,181	3.15	2,714,261	1,942,052	-28.45
CAMEROON	3,747,419		2,866,943	-23.50	4,108,762	2,213,975	-46.12
NIGERIA	187,803		14,602,258	7,675.31	335,948	9,143,387	2,621.67
SIERRA LEONE	593,524		811,946	36.80	733,739	622,808	-15.12
GABON	845,889		4,519,959	434.34	1,122,540	3,871,615	244.90
COTE D'IVOIRE	30,428,518		16,764,458	-44.91	32,822,452	10,422,922	-68.24
SENEGAL	426,430		2,623,685	515.27	525,721	2,229,721	324.13
MAURITANIA	721,903		3,083,492	327.13	1,012,523	1,970,319	94.59
MALI	16,545		290,016	1,652.89	26,849	211,056	686.09
BENIN	5,249,022		12,477,798	137.72	7,536,475	9,919,445	31.62
BURKINA FASO	135,936		0	-100.00	121,500	0	-100.00
GUINEA BISSAU	3,245,160		1,876,714	-42.17	3,438,682	1,618,782	-52.92
GAMBIA	3,050,940		17,539,047	474.87	3,183,885	13,582,815	326.61
SEYCHELLES	0		78,840	-	0	67,561	-
DJIBOUTI	2,806,450		3,394,391	20.95	3,112,093	2,583,099	-17.00
SAO TOME AND PRINCIPE	133,035		0	-100.00	158,550	0	-100.00
SOUTH AFRICA	114,299,873		101,577,532	-11.13	109,381,999	58,969,994	-46.09
ZAMBIA	84,960		0	-100.00	75,937	0	-100.00
COMOROS	465,603		106,062	-77.22	705,159	111,924	-84.13
MAURITIUS	97,570		2,018,542	1,968.81	130,277	1,174,067	801.21
AUSTRALIA	5,999,838		79,900	-98.67	7,451,799	72,767	-99.02
NEW ZEALAND	42,010		84,090	100.17	40,225	67,261	67.21
MICRONESIA, FEDERATED STATES	94,204		158,579	68.34	172,983	174,384	0.81
NORTHERN MARIANA ISLANDS	16,201		47,777	194.90	21,956	46,845	113.36
VANUATU	423,357		168,720	-60.15	680,044	179,564	-73.60

TABEL 5. PERKEMBANGAN EKSPOR INDONESIA MENURUT KOMODITI DAN NEGARA TUJUAN

JENIS BARANG	BERAT BERSIH (KG)		PERUB	NILAI FOB (US \$)		PERUB
	JAN-OKT 2008	JAN-OKT 2009	%	JAN-OKT 2008	JAN-OKT 2009	%
	(1)	(2)	(3)	(4)	(5)	(6)
WALLIS AND FUTUNA ISLANDS	0	1,422	-	0	4,416	-
AMERICAN SAMOA	0	75,391	-	0	79,544	-
COOK ISLANDS	14,220	13,893	-2.30	21,093	15,870	-24.76
FIJI	389,697	679,426	74.35	600,723	687,086	14.38
KIRIBATI	72,556	61,378	-15.41	108,483	61,916	-42.93
MARSHALL ISLANDS	0	17,722	-	0	19,326	-
SAMOA	785,027	642,756	-18.12	1,232,688	693,178	-43.77
SOLOMON ISLANDS	44,163	210,773	377.26	66,499	208,546	213.61
TONGA	86,936	237,799	173.53	141,639	267,358	88.76
TUVALU	38,478	13,521	-64.86	66,369	19,944	-69.95
EAST TIMOR	1,237,625	4,238,625	242.48	1,808,959	4,730,188	161.49
UNITED STATES	68,489,138	56,628,288	-17.32	62,966,194	33,962,889	-46.06
PANAMA	225,231	5,270,603	2,240.09	331,795	2,303,836	594.36
SURINAME	0	129,492	-	0	100,659	-
CHILE	0	1,500,000	-	0	810,330	-
BRAZIL	74,414,623	77,765,893	4.50	76,768,458	46,124,791	-39.92
URUGUAY	0	753,860	-	0	630,608	-
PARAGUAY	0	25,000	-	0	18,980	-
TRINIDAD AND TOBAGO	0	97,447	-	0	80,073	-
HAITI	0	4,756,736	-	0	2,874,655	-
UNITED KINGDOM	752,031	8,524,747	1,033.56	747,307	4,890,356	554.40
NETHERLANDS	960,509,111	1,025,307,859	6.75	871,586,975	591,054,865	-32.19
FRANCE	8,766,734	0	-100.00	10,105,588	0	-100.00
GERMANY, FED. REP. OF	313,858,746	371,600,649	18.40	295,599,617	208,776,727	-29.37
BELGIUM	21,042	0	-100.00	22,094	0	-100.00
SWITZERLAND	1,546,000	2,000,000	29.37	1,084,594	1,352,000	24.65
DENMARK	14,984,999	21,336,547	42.39	12,695,304	13,337,830	5.06
SWEDEN	13,698,017	29,271,757	113.69	12,641,120	17,486,584	38.33
ITALY	345,564,036	537,874,400	55.65	318,660,885	288,216,071	-9.55
SPAIN	99,963,816	254,777,382	154.87	92,223,252	160,243,970	73.76
PORTUGAL	19,011,265	26,971,843	41.87	19,982,332	15,235,198	-23.76
GREECE	36,393,720	52,234,228	43.53	36,500,345	30,420,339	-16.66
DEMOCRATIC REPUBLIC OF THE C	29,150,413	31,042,663	6.49	27,136,867	19,931,680	-26.55
POLAND	189,000	165,000	-12.70	216,930	139,377	-35.75
ROMANIA	21,870	1,151,350	5,164.52	24,451	881,699	3,505.98
BULGARIA	38,387,215	0	-100.00	40,683,012	0	-100.00
KAZAKHSTAN	62,748	62,730	-0.03	77,557	52,663	-32.10
UKRAINE	252,799,410	235,288,321	-6.93	243,318,487	146,966,851	-39.60
GEORGIA	4,500,000	0	-100.00	5,340,000	0	-100.00
CROATIA	0	65,224	-	0	59,107	-
BOSNIA AND HERZEGOVINA	3,700,000	0	-100.00	3,441,000	0	-100.00
RUSSIA FEDERATION	7,223,060	25,357,445	251.06	7,784,237	17,779,054	128.40
-MINYAK BIJI KELAPA SAWIT	1,069,513,748	1,310,484,561	22.53	1,239,125,402	818,074,775	-33.98
JAPAN	6,000,000	109,240	-98.18	6,273,750	110,444	-98.24
KOREA, REPUBLIC OF	0	49	-	0	84	-
CHINA	191,362,745	283,918,160	48.37	213,383,900	170,497,492	-20.10
THAILAND	0	7,200,000	-	0	4,937,600	-
SINGAPORE	6,276,909	7,808,010	24.39	6,566,003	5,741,494	-12.56
PHILIPPINES	0	1,960,000	-	0	1,097,600	-
MALAYSIA	227,967,265	262,097,067	14.97	264,868,023	162,827,125	-38.53
MYANMAR (FORM. BURMA)	0	1,218,723	-	0	874,443	-
INDIA	100,306,516	157,599,615	57.12	110,700,844	101,234,180	-8.55
PAKISTAN	5,019,890	7,941,117	58.19	6,048,447	5,583,626	-7.68
BANGLADESH	5,015,000	5,106,350	1.82	6,490,280	3,100,324	-52.23
SRI LANKA	2,009,523	1,000,000	-50.24	2,567,794	857,500	-66.61
IRAN (ISLAMIC REPUBLIC OF)	1,176,055	0	-100.00	1,258,378	0	-100.00
SAUDI ARABIA	1,200,630	800,370	-33.34	1,229,209	558,667	-54.55
JORDAN	8,000,000	193,302	-97.58	11,008,000	160,089	-98.55
OMAN	0	199,864	-	0	130,910	-
TURKEY	17,784,063	12,054,840	-32.22	20,245,793	7,916,114	-60.90
UNITED ARAB EMIRATES	11,376	0	-100.00	12,467	0	-100.00
EGYPT	10,799,844	12,099,904	12.04	12,655,217	7,301,693	-42.30
MOROCCO	2,099,900	0	-100.00	2,968,590	0	-100.00
TUNISIA	3,099,890	1,548,450	-50.05	3,347,128	908,458	-72.86
ALGERIA	300,520	1,388,532	362.04	375,555	870,595	131.82
TANZANIA, UNITED REPUBLIC OF	0	499,999	-	0	304,250	-
MOZAMBIQUE	0	55,566	-	0	31,537	-
CONGO	0	128,196	-	0	89,756	-
NIGERIA	0	2,500,000	-	0	1,648,500	-
COTE D'IVOIRE	919,999	1,000,000	8.70	1,180,000	647,500	-45.13
SENEGAL	300,000	0	-100.00	317,250	0	-100.00
MAURITANIA	0	150,000	-	0	76,125	-
BENIN	0	63,560	-	0	34,322	-

TABEL 5. PERKEMBANGAN EKSPOR INDONESIA MENURUT KOMODITI DAN NEGARA TUJUAN

JENIS BARANG	BERAT BERSIH (KG)		PERUB	NILAI FOB (US \$)		PERUB
	JAN-OKT 2008	JAN-OKT 2009	%	JAN-OKT 2008	JAN-OKT 2009	%
	(1)	(2)	(3)	(4)	(5)	(6)
SOUTH AFRICA	14,120,322	7,647,000	-45.84	17,040,442	4,843,010	-71.58
MALAWI	0	332,250	-	0	174,432	-
UNITED STATES	29,101,062	40,199,998	38.14	30,679,953	20,741,000	-32.40
ARGENTINA	0	39,708	-	0	35,820	-
BRAZIL	49,117,789	67,922,709	38.29	60,349,549	51,780,491	-14.20
NETHERLANDS	301,336,441	268,432,621	-10.92	357,687,856	156,892,771	-56.14
GERMANY, FED. REP. OF	8,220,120	20,043,039	143.83	9,069,198	12,810,284	41.25
DENMARK	0	499,984	-	0	342,989	-
SWEDEN	0	980,912	-	0	698,382	-
ITALY	16,786,402	22,061,713	31.43	20,317,966	14,019,703	-31.00
SPAIN	11,708,558	13,032,945	11.31	13,182,207	8,110,054	-38.48
PORTUGAL	704,000	1,169,964	66.19	778,562	755,231	-3.00
GREECE	4,736,181	10,544,645	122.64	5,090,503	7,707,859	51.42
DEMOCRATIC REPUBLIC OF THE C	500,000	1,030,000	106.00	454,000	704,510	55.18
BULGARIA	500,000	0	-100.00	472,500	0	-100.00
TURKMENISTAN	21,006	21,006	0.00	27,182	17,708	-34.85
UKRAINE	42,072,340	71,401,140	69.71	51,101,145	48,916,770	-4.27
RUSSIA FEDERATION	939,402	16,484,013	1,654.73	1,377,711	11,983,333	769.80
-MINYAK NABATI LAIN	852,484,109	554,413,869	-34.96	968,861,995	367,305,319	-62.09
JAPAN	661,756	225,835	-65.87	863,859	225,910	-73.85
HONG KONG	117,623	9,657	-91.79	119,027	8,969	-92.46
KOREA, DEMOCRATIC PEOPLE'S R	16,004	0	-100.00	12,734	0	-100.00
KOREA, REPUBLIC OF	48,035,753	37,624,359	-21.67	59,592,289	23,800,537	-60.06
TAIWAN	1,774,688	1,583,614	-10.77	1,847,802	1,082,744	-41.40
CHINA	239,159,604	125,039,414	-47.72	248,894,421	82,512,871	-66.85
PAPUA NEW GUINEA	35,974	0	-100.00	68,439	0	-100.00
THAILAND	59,940	1,563,339	2,508.17	67,074	1,103,496	1,545.19
SINGAPORE	2,173,899	11,020,140	406.93	2,565,196	7,614,854	196.85
PHILIPPINES	115,445	447,533	287.66	106,647	340,822	219.58
MALAYSIA	151,024,739	95,101,051	-37.03	174,421,912	62,801,286	-63.99
NEPAL	0	43,740	-	0	39,706	-
VIET NAM	4,296,815	8,823,181	105.34	2,083,652	3,196,429	53.41
MALDIVES	0	9,138	-	0	12,981	-
INDIA	27,252,027	29,061,713	6.64	26,315,591	12,211,488	-53.60
PAKISTAN	828,110	1,158,148	39.85	879,750	671,612	-23.66
BANGLADESH	92,365,735	2,024,760	-97.81	88,664,721	1,764,528	-98.01
SRI LANKA	1,125,780	0	-100.00	1,536,728	0	-100.00
IRAN (ISLAMIC REPUBLIC OF)	137,524	315,000	129.05	125,442	235,030	87.36
SAUDI ARABIA	425,600	0	-100.00	566,048	0	-100.00
ISRAEL	0	29,980	-	0	25,926	-
JORDAN	511,788	450,198	-12.03	739,506	391,270	-47.09
LEBANON	15,000	18,620	24.13	9,684	15,455	59.59
SYRIA ARAB REPUBLIC	759,060	768,969	1.31	1,099,648	674,323	-38.68
TURKEY	2,617,042	4,209,467	60.85	2,465,556	2,785,545	12.98
UNITED ARAB EMIRATES	120,031	323,045	169.13	196,155	264,591	34.89
EGYPT	5,216,337	1,843,021	-64.67	7,026,337	1,340,993	-80.91
MOROCCO	44,500	420,000	843.82	68,931	360,930	423.61
TUNISIA	2,742,156	1,830,160	-33.26	3,332,687	1,239,617	-62.80
ALGERIA	595,740	2,386,868	300.66	948,454	1,897,934	100.11
MADAGASCAR	181,300	355,910	96.31	171,894	178,452	3.82
MOZAMBIQUE	97,500	0	-100.00	79,463	0	-100.00
EQUATORIAL GUINEA	123	251	104.07	823	3,150	282.75
GHANA	6,204	0	-100.00	12,600	0	-100.00
GABON	0	18,620	-	0	20,907	-
MAURITANIA	199,810	420,000	110.20	254,748	193,200	-24.16
BENIN	0	148,800	-	0	93,744	-
SOUTH AFRICA	2,327,594	1,562,430	-32.87	2,321,193	901,605	-61.16
MALAWI	39,000	0	-100.00	34,320	0	-100.00
AUSTRALIA	40,993	16,490	-59.77	45,943	18,295	-60.18
NEW ZEALAND	568,850	1,640,945	188.47	972,616	1,533,744	57.69
NEW CALEDONIA	0	848	-	0	3,470	-
NORTHERN MARIANA ISLANDS	0	90	-	0	306	-
COOK ISLANDS	6,516	0	-100.00	9,665	0	-100.00
TONGA	0	7,661	-	0	5,974	-
EAST TIMOR	0	2,257	-	0	2,506	-
UNITED STATES	66,209,061	61,631,317	-6.91	83,834,065	41,775,535	-50.17
CANADA	0	2,622	-	0	7,051	-
MEXICO	0	988,000	-	0	710,152	-
GUATEMALA	103	0	-100.00	506	0	-100.00
VENEZUELA	0	95,000	-	0	82,650	-
ARGENTINA	37,440	23,220	-37.98	51,756	22,066	-57.37
BRAZIL	300,000	416,000	38.67	435,000	345,696	-20.53
URUGUAY	18,620	0	-100.00	33,168	0	-100.00

TABEL 5. PERKEMBANGAN EKSPOR INDONESIA MENURUT KOMODITI DAN NEGARA TUJUAN

JENIS BARANG	BERAT BERSIH (KG)		PERUB	NILAI FOB (US \$)		PERUB
	JAN-OKT 2008	JAN-OKT 2009	%	JAN-OKT 2008	JAN-OKT 2009	%
(1)	(2)	(3)	(4)	(5)	(6)	(7)
EL SALVADOR	19,500	0	-100.00	21,158	0	-100.00
COSTA RICA	97,500	0	-100.00	97,305	0	-100.00
UNITED KINGDOM	5,789	11,171	92.97	30,209	57,172	89.25
NETHERLANDS	148,793,130	124,360,093	-16.42	187,089,092	83,906,540	-55.15
FRANCE	0	3,560	-	0	51,212	-
GERMANY, FED. REP. OF	72,021	5,001,454	6,844.44	78,747	3,252,121	4,029.83
SWITZERLAND	602	0	-100.00	3,317	0	-100.00
DENMARK	0	249,984	-	0	150,615	-
NORWAY	280	0	-100.00	2,297	0	-100.00
SWEDEN	304	1,299,848	427,481.58	1,681	819,404	48,645.03
IRELAND	62,000	0	-100.00	2,480	0	-100.00
ITALY	7,460,000	400	-99.99	10,456,600	14,800	-99.86
SPAIN	6,966,199	589,247	-91.54	9,169,596	298,502	-96.74
GREECE	3,313,255	147,290	-95.55	4,059,919	127,209	-96.87
DEMOCRATIC REPUBLIC OF THE C	1,000,000	0	-100.00	1,147,030	0	-100.00
POLAND	318,750	260,000	-18.43	368,963	208,000	-43.63
ROMANIA	1,194,186	676,531	-43.35	1,810,171	506,938	-72.00
BULGARIA	275,670	431,352	56.47	426,566	341,387	-19.97
KAZAKHSTAN	328,050	417,698	27.33	424,715	368,752	-13.18
TAJIKISTAN	183,870	0	-100.00	264,364	0	-100.00
UKRAINE	6,483,257	8,191,102	26.34	8,622,069	7,584,061	-12.04
UZBEKISTAN	784,869	447,870	-42.94	1,111,246	406,459	-63.42
LITHUANIA	70	65,610	93,628.57	437	54,456	12,361.33
LATVIA	71,160	100,780	41.62	101,885	81,610	-19.90
GEORGIA	173,952	107,297	-38.32	257,765	101,855	-60.49
CROATIA	72,000	90,000	25.00	78,469	73,064	-6.89
BOSNIA AND HERZEGOVINA	819	0	-100.00	3,818	0	-100.00
MALTA	66	12	-81.82	770	163	-78.83
SLOVENIA	0	202,693	-	0	150,203	-
CZECH REPUBLIC	125	7,133	5,606.40	1,300	14,592	1,022.46
RUSSIA FEDERATION	22,544,901	18,091,333	-19.75	30,353,976	16,217,854	-46.57
-STEARIN	118,623,925	129,548,022	9.21	124,987,514	91,910,411	-26.46
JAPAN	2,583,097	2,186,112	-15.37	2,773,294	1,765,276	-36.35
HONG KONG	423,975	138,500	-67.33	472,212	102,275	-78.34
KOREA, REPUBLIC OF	5,440,950	9,863,085	81.28	5,717,665	7,488,797	30.98
TAIWAN	12,560,222	14,643,773	16.59	13,123,460	10,350,749	-21.13
CHINA	47,824,149	46,429,494	-2.92	49,913,871	31,766,016	-36.36
THAILAND	5,736,369	6,246,160	8.89	6,392,815	4,569,070	-28.53
SINGAPORE	679,509	1,006,653	48.14	852,577	762,639	-10.55
PHILIPPINES	1,885,235	1,605,109	-14.86	2,090,021	1,210,123	-42.10
MALAYSIA	51,300	1,111,932	2,067.51	57,730	568,373	884.54
MYANMAR (FORM. BURMA)	354,499	207,000	-41.61	395,179	160,318	-59.43
VIET NAM	2,663,424	2,488,985	-6.55	2,930,936	1,799,004	-38.62
INDIA	651,541	1,025,415	57.38	674,325	727,533	7.89
PAKISTAN	133,000	102,000	-23.31	151,186	58,980	-60.99
BANGLADESH	3,980,000	3,073,000	-22.79	4,245,411	1,798,937	-57.63
SRI LANKA	272,117	343,102	26.09	305,200	265,613	-12.97
IRAN (ISLAMIC REPUBLIC OF)	434,229	1,595,000	267.32	454,852	1,247,623	174.29
ISRAEL	0	97,999	-	0	72,240	-
JORDAN	96,000	86,794	-9.59	107,136	75,894	-29.16
LEBANON	17,000	0	-100.00	20,740	0	-100.00
SYRIA ARAB REPUBLIC	99,000	315,963	219.15	95,834	198,022	106.63
TURKEY	12,233,738	14,940,513	22.13	13,063,509	11,748,493	-10.07
UNITED ARAB EMIRATES	39,000	106,000	171.79	46,662	75,132	61.01
EGYPT	783,313	500,500	-36.10	867,124	358,998	-58.60
MOROCCO	16,850	0	-100.00	20,557	0	-100.00
TANZANIA, UNITED REPUBLIC OF	0	34,000	-	0	25,925	-
KENYA	51,000	85,585	67.81	51,830	53,985	4.16
MOZAMBIQUE	17,500	0	-100.00	21,000	0	-100.00
GHANA	17,500	51,000	191.43	18,550	33,422	80.17
CAMEROON	17,000	0	-100.00	20,400	0	-100.00
NIGERIA	222,000	459,000	106.76	269,710	338,065	25.34
COTE D'IVOIRE	0	68,000	-	0	38,624	-
SOUTH AFRICA	442,753	686,382	55.03	462,581	509,511	10.15
ZIMBABWE	0	17,000	-	0	14,025	-
AUSTRALIA	342,121	175,927	-48.58	386,665	137,676	-64.39
NEW ZEALAND	17,000	17,000	0.00	16,437	16,320	-0.71
EAST TIMOR	0	1,112	-	0	173	-
UNITED STATES	1,021,781	1,916,188	87.53	1,192,928	1,532,421	28.46
CANADA	89,000	92,811	4.28	101,314	71,111	-29.81
MEXICO	35,999	0	-100.00	32,395	0	-100.00
CHILE	23,999	64,848	170.21	29,683	46,446	56.47
VENEZUELA	0	152,500	-	0	115,115	-

TABEL 5. PERKEMBANGAN EKSPOR INDONESIA MENURUT KOMODITI DAN NEGARA TUJUAN

JENIS BARANG	BERAT BERSIH (KG)		PERUB	NILAI FOB (US \$)		PERUB
	JAN-OKT 2008	JAN-OKT 2009	%	JAN-OKT 2008	JAN-OKT 2009	%
	(1)	(2)	(3)	(4)	(5)	(6)
BRAZIL	17,000	0	-100.00	20,230	0	-100.00
COLOMBIA	139,500	186,000	33.33	122,372	142,038	16.07
ECUADOR	34,000	34,000	0.00	42,500	24,480	-42.40
PERU	68,000	51,000	-25.00	77,146	34,935	-54.72
UNITED KINGDOM	910,000	429,000	-52.86	891,574	328,554	-63.15
NETHERLANDS	10,756,888	13,182,218	22.55	10,491,333	8,439,948	-19.55
FRANCE	96,835	408,000	321.34	117,074	305,128	160.63
GERMANY, FED. REP. OF	1,488,000	429,333	-71.15	1,598,641	334,288	-79.09
BELGIUM	48,000	51,000	6.25	43,440	28,050	-35.43
SWEDEN	14,000	0	-100.00	15,839	0	-100.00
FINLAND	0	72,000	-	0	59,088	-
ITALY	340,000	100,000	-70.59	378,998	74,153	-80.43
SPAIN	1,173,499	1,243,293	5.95	1,205,663	931,138	-22.77
PORTUGAL	744,000	123,999	-83.33	881,855	85,672	-90.29
GREECE	129,000	80,000	-37.98	136,640	55,936	-59.06
POLAND	134,497	238,000	76.96	148,808	200,717	34.88
BULGARIA	131,388	92,542	-29.57	152,125	82,744	-45.61
UKRAINE	456,998	186,998	-59.08	498,524	144,209	-71.07
LATVIA	50,000	44,184	-11.63	54,627	35,844	-34.38
SLOVENIA	150	0	-100.00	185	0	-100.00
RUSSIA FEDERATION	636,000	662,013	4.09	734,151	500,565	-31.82
-ASAM BERLEMAK LAIN	624,540,201	584,682,155	-6.38	516,177,348	338,892,401	-34.35
JAPAN	9,870,034	7,078,417	-28.28	14,096,832	6,301,140	-55.30
HONG KONG	84,040	2,880	-96.57	52,895	3,271	-93.82
KOREA, REPUBLIC OF	21,259,601	32,789,790	54.24	16,217,721	15,758,321	-2.83
TAIWAN	692,820	4,625,822	567.68	534,965	2,952,537	451.91
CHINA	25,623,658	36,986,283	44.34	31,688,107	27,569,285	-13.00
THAILAND	2,917,939	4,665,234	59.88	4,714,378	5,558,425	17.90
SINGAPORE	20,416,185	23,278,958	14.02	27,910,853	22,276,831	-20.19
PHILIPPINES	40,094	4,922,816	12,178.19	49,858	4,317,997	8,560.59
MALAYSIA	20,947,769	12,600,312	-39.85	24,883,648	9,572,508	-61.53
MYANMAR (FORM. BURMA)	11,498,832	4,874,693	-57.61	6,210,262	1,765,427	-71.57
NEPAL	36,260	0	-100.00	14,340	0	-100.00
VIET NAM	974	58,565	5,912.83	1,759	42,387	2,309.72
INDIA	218,310,182	136,347,143	-37.54	136,699,502	63,293,281	-53.70
PAKISTAN	10,049,338	15,027,321	49.54	4,009,649	5,021,728	25.24
BANGLADESH	971,560	2,679,694	175.81	492,207	1,158,984	135.47
SRI LANKA	4,456,013	7,304,706	63.93	4,612,514	5,278,689	14.44
IRAN (ISLAMIC REPUBLIC OF)	207,360	2,599,509	1,153.62	313,546	2,731,840	771.27
SAUDI ARABIA	108,000	96,180	-10.94	152,088	105,064	-30.92
JORDAN	4,034,560	40,085	-99.01	2,733,049	38,593	-98.59
SYRIA ARAB REPUBLIC	69,120	14,400	-79.17	87,644	15,134	-82.73
TURKEY	5,745,837	4,421,030	-23.06	4,613,690	2,971,851	-35.59
UNITED ARAB EMIRATES	30,400	700,330	2,203.72	105,836	703,200	564.42
EGYPT	10,401,732	10,593,628	1.84	5,570,415	4,749,344	-14.74
TUNISIA	1,500,000	705,000	-53.00	756,000	244,988	-67.59
ALGERIA	0	31,000	-	0	32,519	-
ETHIOPIA	36,260	0	-100.00	27,558	0	-100.00
TANZANIA, UNITED REPUBLIC OF	7,760,010	2,950,000	-61.98	3,934,358	1,367,000	-65.25
MADAGASCAR	37,240	164,390	341.43	13,034	71,690	450.02
MOZAMBIQUE	9,743,104	1,778,400	-81.75	6,088,984	939,368	-84.57
TOGO	126,910	409,240	222.46	105,335	143,080	35.83
ANGOLA	0	2,550,000	-	0	1,428,000	-
CAMEROON	878	0	-100.00	225	0	-100.00
NIGERIA	7,712,000	6,153,906	-20.20	4,555,300	2,288,137	-49.77
COTE D'IVOIRE	6,600,000	0	-100.00	3,950,250	0	-100.00
SENEGAL	93,450	330,000	253.13	61,950	147,400	137.93
MAURITANIA	0	2,500,000	-	0	952,500	-
DJIBOUTI	657,120	562,537	-14.39	493,728	303,696	-38.49
SOUTH AFRICA	3,974,025	7,624,842	91.87	2,810,176	4,170,132	48.39
MALAWI	473,300	2,819,280	495.66	300,709	1,178,986	292.07
AUSTRALIA	560,504	916,505	63.51	898,789	1,017,938	13.26
NEW ZEALAND	7,609	7,600	-0.12	10,296	6,992	-32.09
EAST TIMOR	0	135	-	0	6	-
UNITED STATES	26,739,763	23,151,939	-13.42	39,672,118	23,726,961	-40.19
CANADA	64,800	28,800	-55.56	88,441	26,179	-70.40
MEXICO	601,247	684,530	13.85	782,227	722,861	-7.59
GUATEMALA	0	1,520	-	0	1,550	-
VENEZUELA	14,400	0	-100.00	22,680	0	-100.00
ARGENTINA	613,085	876,717	43.00	841,109	754,438	-10.30
BRAZIL	7,128,490	3,838,126	-46.16	9,881,726	3,775,829	-61.79
COLOMBIA	150,690	247,550	64.28	268,035	271,628	1.34
URUGUAY	14,400	14,400	0.00	23,573	13,997	-40.62

TABEL 5. PERKEMBANGAN EKSPOR INDONESIA MENURUT KOMODITI DAN NEGARA TUJUAN

JENIS BARANG	BERAT BERSIH (KG)		PERUB %	NILAI FOB (US \$)		PERUB %
	JAN-OKT 2008	JAN-OKT 2009		JAN-OKT 2008	JAN-OKT 2009	
	(1)	(2)	(3)	(4)	(5)	(6)
ECUADOR	14,400	30,400	111.11	21,600	27,512	27.37
JAMAICA	2,761	2,905	5.22	4,449	3,106	-30.19
COSTA RICA	84,800	0	-100.00	61,904	0	-100.00
UNITED KINGDOM	539,461	373,204	-30.82	913,225	421,003	-53.90
NETHERLANDS	57,787,135	68,580,602	18.68	73,258,219	50,960,520	-30.44
FRANCE	201,170	40,410	-79.91	509,877	79,325	-84.44
GERMANY, FED. REP. OF	2,374,312	2,532,539	6.66	4,463,686	3,144,392	-29.56
BELGIUM	143,674	35,548	-75.26	190,486	55,107	-71.07
DENMARK	5,000,000	16,039,690	220.79	3,362,600	7,225,335	114.87
SWEDEN	20,000	9,999,790	49,898.95	24,050	2,989,937	12,332.17
ITALY	8,946,717	39,308,931	339.37	5,981,737	16,690,353	179.02
SPAIN	106,966,701	75,729,021	-29.20	65,916,877	30,504,719	-53.72
GREECE	35,839	79,903	122.95	52,675	83,951	59.38
DEMOCRATIC REPUBLIC OF THE C	0	98,000	-	0	107,016	-
ROMANIA	6,903	0	-100.00	11,788	0	-100.00
BULGARIA	34,735	19,800	-43.00	51,816	25,086	-51.59
UKRAINE	0	1,580,199	-	0	611,240	-
RUSSIA FEDERATION	0	177,000	-	0	192,087	-
-ALAT LISTRIK	469,359,847	376,415,959	-19.80	4,412,577,738	3,697,508,650	-16.21
JAPAN	55,008,594	34,191,742	-37.84	782,695,102	531,556,677	-32.09
HONG KONG	9,832,211	7,774,178	-20.93	171,589,875	139,865,363	-18.49
KOREA, DEMOCRATIC PEOPLE'S R	458	0	-100.00	14,764	0	-100.00
KOREA, REPUBLIC OF	4,827,998	3,126,452	-35.24	63,064,977	57,690,496	-8.52
TAIWAN	3,775,045	2,211,362	-41.42	52,720,845	37,858,632	-28.19
CHINA	8,044,394	5,836,329	-27.45	114,953,731	89,744,650	-21.93
MONGOLIA	5,405	0	-100.00	37,115	0	-100.00
MACAU	19,235	0	-100.00	150,700	0	-100.00
PAPUA NEW GUINEA	4,944,366	5,011,562	1.36	9,473,964	9,636,141	1.71
THAILAND	27,326,379	15,911,739	-41.77	172,372,490	111,448,135	-35.34
SINGAPORE	42,475,464	29,090,156	-31.51	1,240,708,309	935,147,000	-24.63
PHILIPPINES	14,397,559	18,053,736	25.39	82,360,989	108,334,109	31.54
MALAYSIA	25,057,632	24,410,943	-2.58	151,281,350	147,033,228	-2.81
MYANMAR (FORM. BURMA)	361,955	806,781	122.90	1,943,220	2,082,724	7.18
CAMBODIA	196,830	68,624	-65.14	733,561	201,819	-72.49
BRUNEI DARUSSALAM	1,130,858	781,880	-30.86	6,275,220	6,094,055	-2.89
LAO PEOPLE'S DEMOCRATIC REPL	25	5,328	21,212.00	547	107,361	19,527.24
NEPAL	31,975	14	-99.96	242,096	745	-99.69
BHUTAN	0	9,095	-	0	50,925	-
VIET NAM	17,492,898	12,760,518	-27.05	83,729,868	64,188,777	-23.34
MALDIVES	127,931	65,729	-48.62	287,697	217,820	-24.29
INDIA	22,798,030	20,263,612	-11.12	66,958,976	62,341,563	-6.90
PAKISTAN	1,482,857	1,847,775	24.61	7,997,342	10,081,329	26.06
BANGLADESH	176,660	226,721	28.34	1,836,247	5,257,072	186.29
SRI LANKA	1,267,526	1,913,762	50.98	4,748,271	5,802,636	22.21
AFGHANISTAN	273,127	169,268	-38.03	886,560	401,282	-54.74
IRAQ	14,626	37,343	155.32	30,750	78,515	155.33
IRAN (ISLAMIC REPUBLIC OF)	1,075,646	2,188,423	103.45	3,683,770	19,783,416	437.04
SAUDI ARABIA	10,612,384	7,433,912	-29.95	40,402,551	20,309,291	-49.73
ISRAEL	164,717	104,765	-36.40	836,720	550,018	-34.26
KUWAIT	2,055,888	924,222	-55.05	9,611,573	2,731,473	-71.58
JORDAN	531,734	646,430	21.57	1,604,191	1,460,924	-8.93
LEBANON	1,198,831	1,249,910	4.26	4,318,811	3,198,666	-25.94
PALESTINA	126,160	0	-100.00	534,869	0	-100.00
YEMEN	1,624,412	2,135,231	31.45	5,772,751	5,591,636	-3.14
OMAN	2,138,415	1,612,130	-24.61	11,290,576	5,352,126	-52.60
SYRIA ARAB REPUBLIC	156,687	227,908	45.45	511,573	1,561,414	205.22
TURKEY	2,646,442	1,519,052	-42.60	9,811,845	2,930,130	-70.14
UNITED ARAB EMIRATES	35,245,894	18,137,986	-48.54	170,765,736	85,879,525	-49.71
QATAR	2,543,053	2,486,439	-2.23	13,426,840	14,084,342	4.90
BAHRAIN	976,981	284,338	-70.90	8,554,499	665,982	-92.21
CYPRUS	257,464	154,549	-39.97	839,366	335,694	-60.01
EGYPT	3,806,354	2,578,642	-32.25	10,262,770	9,111,558	-11.22
LIBYAN ARAB JAMAHIRIYA	287,281	571,096	98.79	1,159,454	1,362,809	17.54
MOROCCO	801,800	350,271	-56.31	2,914,065	1,205,994	-58.61
TUNISIA	271,058	229,014	-15.51	1,842,760	1,149,167	-37.64
ALGERIA	1,230,246	1,168,683	-5.00	5,223,694	6,095,386	16.69
SUDAN	10,393,728	9,446,644	-9.11	28,695,810	19,324,858	-32.66
ERITREA	632,190	350,011	-44.64	1,858,974	595,184	-67.98
NAMIBIA	9,494	0	-100.00	22,153	0	-100.00
ETHIOPIA	253,303	1,877,206	641.09	1,079,504	5,418,110	401.91
TANZANIA, UNITED REPUBLIC OF	471,043	938,860	99.32	1,852,338	2,262,320	22.13
MADAGASCAR	224,508	61,625	-72.55	2,937,014	384,893	-86.90
SOMALIA	0	15,357	-	0	36,496	-

TABEL 5. PERKEMBANGAN EKSPOR INDONESIA MENURUT KOMODITI DAN NEGARA TUJUAN

JENIS BARANG	BERAT BERSIH (KG)		PERUB	NILAI FOB (US \$)		PERUB
	JAN-OKT 2008	JAN-OKT 2009	%	JAN-OKT 2008	JAN-OKT 2009	%
	(1)	(2)	(3)	(4)	(5)	(6)
KENYA	1,416,243	1,414,260	-0.14	5,053,018	5,690,497	12.62
MOZAMBIQUE	492,699	437,475	-11.21	1,418,998	801,486	-43.52
BOTSWANA	0	84	-	0	357	-
EQUATORIAL GUINEA	120,517	211,039	75.11	231,290	392,656	69.77
TOGO	163,420	349,679	113.98	660,624	2,249,043	240.44
GHANA	1,824,396	666,642	-63.46	6,767,406	1,342,025	-80.17
LIBERIA	21,793	59,908	174.90	71,429	140,322	96.45
GUINEA	194,229	149,726	-22.91	400,603	368,240	-8.08
ANGOLA	201,668	256,104	26.99	765,294	648,247	-15.29
CONGO	24,330	25,756	5.86	70,110	55,772	-20.45
CAMEROON	384,023	361,168	-5.95	1,081,321	716,206	-33.77
NIGERIA	2,523,158	1,797,722	-28.75	13,195,120	4,762,696	-63.91
SIERRA LEONE	0	32,144	-	0	70,920	-
GABON	133,848	8,627	-93.55	537,786	32,124	-94.03
COTE D'IVOIRE	40,426	143,951	256.09	151,102	1,008,197	567.23
SENEGAL	220,953	143,136	-35.22	683,141	305,277	-55.31
MAURITANIA	83,799	72,278	-13.75	250,050	187,027	-25.20
MALI	4,011	34	-99.15	60,199	169	-99.72
BENIN	373,359	478,645	28.20	1,204,437	992,761	-17.57
BURKINA FASO	18	3,782	20,911.11	487	8,637	1,673.51
GAMBIA	16,867	1,442	-91.45	13,992	5,028	-64.07
SEYCHELLES	11,238	1,339	-88.09	53,840	2,447	-95.46
UGANDA	223,177	155,420	-30.36	849,373	537,055	-36.77
CENTRAL AFRICAN REPUBLIC	30,862	0	-100.00	71,279	0	-100.00
NIGER	0	4,359	-	0	9,363	-
CHAD	0	82	-	0	365	-
DJIBOUTI	445,402	1,127,724	153.19	1,457,238	2,703,622	85.53
SAINT HELENA	1,175	0	-100.00	6,739	0	-100.00
SAO TOME AND PRINCIPE	0	1,194	-	0	450	-
SWAZILAND	188	1	-99.47	27,164	43	-99.84
SOUTH AFRICA	2,108,835	2,087,091	-1.03	7,974,592	7,759,137	-2.70
ZIMBABWE	15,839	0	-100.00	39,786	0	-100.00
ZAMBIA	51,417	25	-99.95	143,944	123	-99.91
MALAWI	2,824	22,879	710.16	9,632	59,822	521.08
BURUNDI	0	234,268	-	0	690,585	-
MAURITIUS	57,533	49,741	-13.54	214,702	144,634	-32.64
RWANDA	2,203	0	-100.00	15,407	0	-100.00
VIRGIN ISLANDS (BRITISH)	236	321	36.02	3,092	2,997	-3.07
AUSTRALIA	12,868,315	8,064,633	-37.33	101,868,641	65,517,244	-35.68
NEW ZEALAND	2,337,799	4,029,055	72.34	15,627,226	26,360,611	68.68
GUAM	52	0	-100.00	1,189	0	-100.00
NEW CALEDONIA	292,222	5,167	-98.23	4,217,447	22,917	-99.46
VANUATU	140,382	61,657	-56.08	315,541	132,366	-58.05
AMERICAN SAMOA	14,370	0	-100.00	42,775	0	-100.00
COOK ISLANDS	2,819	0	-100.00	1,752	0	-100.00
FIJI	347,143	335,952	-3.22	911,877	871,679	-4.41
KIRIBATI	0	146	-	0	5,690	-
SAMOA	803,289	444,571	-44.66	6,325,878	2,467,765	-60.99
SOLOMON ISLANDS	344,456	307,390	-10.76	726,112	768,591	5.85
TONGA	51,249	77,628	51.47	128,956	175,464	36.07
EAST TIMOR	833,999	2,219,549	166.13	1,342,658	3,429,906	155.46
UNITED STATES	39,707,487	35,151,764	-11.47	378,347,644	434,038,998	14.72
CANADA	2,185,334	1,496,643	-31.51	10,757,762	8,617,101	-19.90
MEXICO	4,003,480	5,609,452	40.11	18,630,140	37,027,231	98.75
GUATEMALA	983,521	586,930	-40.32	2,003,743	677,531	-66.19
HONDURAS	132,280	0	-100.00	753,034	0	-100.00
NICARAGUA	58,218	111,159	90.94	226,596	419,210	85.00
PANAMA	168,655	102,709	-39.10	929,728	439,036	-52.78
CUBA	382	109,421	28,544.24	34,610	720,675	1,982.27
SURINAME	188,262	55,976	-70.27	739,718	155,774	-78.94
CHILE	2,736,980	2,154,918	-21.27	9,598,740	5,297,352	-44.81
VENEZUELA	579,682	631,243	8.89	3,004,541	5,148,205	71.35
ARGENTINA	861,070	1,788,431	107.70	4,233,214	6,613,561	56.23
BRAZIL	6,207,740	4,352,447	-29.89	30,650,844	20,605,807	-32.77
COLOMBIA	1,093,660	985,446	-9.89	4,084,868	2,877,851	-29.55
BOLIVIA	51,553	323,540	527.59	192,476	687,225	257.04
URUGUAY	8,398	73,757	778.27	33,797	321,478	851.20
PARAGUAY	137,374	65,390	-52.40	466,572	135,733	-70.91
ECUADOR	1,129,788	743,799	-34.16	2,498,682	1,813,644	-27.42
PERU	391,169	321,165	-17.90	1,889,884	1,684,626	-10.86
TRINIDAD AND TOBAGO	777,798	157,914	-79.70	5,362,458	321,170	-94.01
JAMAICA	34,601	78,711	127.48	134,823	209,902	55.69
BELIZE	0	111	-	0	1,064	-
DOMINICAN REPUBLIC	235,709	122,971	-47.83	910,371	324,821	-64.32

TABEL 5. PERKEMBANGAN EKSPOR INDONESIA MENURUT KOMODITI DAN NEGARA TUJUAN

JENIS BARANG	BERAT BERSIH (KG)		PERUB	NILAI FOB (US \$)		PERUB
	JAN-OKT 2008	JAN-OKT 2009	%	JAN-OKT 2008	JAN-OKT 2009	%
	(1)	(2)	(3)	(4)	(5)	(6)
EL SALVADOR	161,888	0	-100.00	968,385	0	-100.00
COSTA RICA	9,323	94,896	917.87	67,106	406,336	505.51
HAITI	185,702	18,277	-90.16	494,017	46,035	-90.68
ANTIGUA AND BARBUDA	14,110	0	-100.00	43,715	0	-100.00
ARUBA	18,859	2,155	-88.57	52,828	9,900	-81.26
FRENCH POLYNESIA	47,423	9,084	-80.84	223,058	70,629	-68.34
GRENADA	0	32,815	-	0	67,375	-
NETHERLANDS ANTILLES	4,847	32,025	560.72	24,397	96,666	296.22
SAINT LUCIA	0	59,591	-	0	131,481	-
SAN MARINO	4,833	9,666	100.00	66,564	123,600	85.69
UNITED KINGDOM	16,903,949	17,390,875	2.88	61,139,246	65,334,938	6.86
NETHERLANDS	5,333,179	5,334,527	0.03	28,616,879	37,863,653	32.31
FRANCE	4,287,427	4,160,299	-2.97	143,387,282	150,023,817	4.63
GERMANY, FED. REP. OF	3,861,189	4,747,357	22.95	48,186,662	50,513,917	4.83
AUSTRIA	131,912	42,442	-67.83	2,155,569	1,588,807	-26.29
BELGIUM	4,339,552	1,809,338	-58.31	13,540,496	8,332,556	-38.46
SWITZERLAND	267,317	514,267	92.38	3,289,183	3,394,999	3.22
LUXEMBOURG	424	0	-100.00	31,192	0	-100.00
DENMARK	53,508	161,548	201.91	1,418,465	11,354,677	700.49
NORWAY	40,816	52,599	28.87	312,807	286,076	-8.55
SWEDEN	473,914	466,615	-1.54	4,120,152	16,951,547	311.43
FINLAND	32,195	7,749	-75.93	652,404	174,239	-73.29
IRELAND	135,762	21,301	-84.31	381,544	183,634	-51.87
ITALY	4,444,713	2,950,526	-33.62	15,186,701	13,189,746	-13.15
SPAIN	9,228,106	7,643,398	-17.17	29,639,831	28,324,255	-4.44
PORTUGAL	457,777	559,737	22.27	854,101	2,431,679	184.71
MONTSERRAT	0	990	-	0	7,291	-
GREECE	2,835,869	3,275,219	15.49	8,292,403	7,335,126	-11.54
LIECHTENSTEIN	0	2	-	0	2	-
DEMOCRATIC REPUBLIC OF THE C	219,310	87,201	-60.24	792,829	238,169	-69.96
HUNGARY	646,784	72,232	-88.83	3,328,398	1,890,625	-43.20
POLAND	667,648	1,656,327	148.08	17,503,626	46,079,190	163.26
ROMANIA	107,663	44,073	-59.06	694,770	525,383	-24.38
BULGARIA	58	23,103	39,732.76	2,996	348,784	11,541.66
YUGOSLAVIA	1	0	-100.00	2	0	-100.00
ALBANIA	2,392	11,940	399.16	10,948	45,842	318.72
AZERBAIJAN	0	354	-	0	49,684	-
BELARUS	76,584	16	-99.98	235,008	31	-99.99
KAZAKHSTAN	123,878	10,336	-91.66	381,157	43,301	-88.64
TURKMENISTAN	0	11,000	-	0	10,250	-
UKRAINE	293,021	133,062	-54.59	993,763	448,149	-54.90
UZBEKISTAN	10,214	0	-100.00	34,406	0	-100.00
LITHUANIA	23,487	1	-100.00	94,454	40	-99.96
LATVIA	0	161	-	0	4,141	-
ESTONIA	3,360	0	-100.00	48,119	0	-100.00
GEORGIA	102,732	0	-100.00	275,621	0	-100.00
CROATIA	6,017	0	-100.00	91,846	0	-100.00
MALTA	69,616	0	-100.00	277,146	0	-100.00
SLOVAKIA	124,231	596,012	379.76	1,058,712	14,740,487	1,292.30
SLOVENIA	212,240	84	-99.96	489,784	1,260	-99.74
CZECH REPUBLIC	905,988	1,673,954	84.77	11,580,527	33,759,276	191.52
RUSSIA FEDERATION	784,356	563,761	-28.12	4,152,374	4,900,033	18.01
-DIODE TRANSISTOR	825,256	820,429	-0.58	124,659,244	106,464,210	-14.60
JAPAN	123,505	113,940	-7.74	53,802,764	37,605,404	-30.11
HONG KONG	72,174	67,398	-6.62	28,283,804	33,609,696	18.83
KOREA, REPUBLIC OF	3,916	8,379	113.97	408,690	3,528,476	763.36
TAIWAN	10,230	6,166	-39.73	1,908,476	1,589,451	-16.72
CHINA	17,969	12,906	-28.18	5,443,019	4,360,544	-19.89
THAILAND	3,026	5,950	96.63	56,402	29,267	-48.11
SINGAPORE	553,983	409,728	-26.04	25,032,051	15,471,685	-38.19
PHILIPPINES	1,632	11,897	628.98	55,449	1,940,454	3,399.53
MALAYSIA	8,728	74,525	753.86	888,305	1,292,097	45.46
BRUNEI DARUSSALAM	156	0	-100.00	485	0	-100.00
VIET NAM	44	269	511.36	1,417	3,636	156.60
INDIA	3,504	11	-99.69	503,659	663	-99.87
PAKISTAN	51	2,021	3,862.75	187	7,473	3,896.26
BANGLADESH	0	76	-	0	168	-
SRI LANKA	0	197	-	0	1,816	-
IRAN (ISLAMIC REPUBLIC OF)	2	87,584	4,379,100.00	82	1,030,026	1,256,029.27
ISRAEL	0	1	-	0	1,279	-
UNITED ARAB EMIRATES	1,089	100	-90.82	11,253	810	-92.80
EGYPT	200	0	-100.00	15,614	0	-100.00
SOUTH AFRICA	0	14	-	0	630	-

TABEL 5. PERKEMBANGAN EKSPOR INDONESIA MENURUT KOMODITI DAN NEGARA TUJUAN

JENIS BARANG	BERAT BERSIH (KG)		PERUB	NILAI FOB (US \$)		PERUB
	JAN-OKT 2008	JAN-OKT 2009	%	JAN-OKT 2008	JAN-OKT 2009	%
	(1)	(2)	(3)	(4)	(5)	(6)
AUSTRALIA	25	18	-28.00	2,542	2,038	-19.83
SOLOMON ISLANDS	0	1	-	0	13	-
EAST TIMOR	0	457	-	0	136	-
UNITED STATES	7,968	5,021	-36.99	2,133,345	1,696,171	-20.49
CANADA	10	4	-60.00	676	15,900	2,252.07
MEXICO	1	6,397	639,600.00	1	1,834,824	183,482,300.00
PANAMA	79	1	-98.73	5,538	1	-99.98
CUBA	48	0	-100.00	45,528	0	-100.00
CHILE	0	6	-	0	96	-
ARGENTINA	7	0	-100.00	125	0	-100.00
BRAZIL	400	29	-92.75	24,990	1,292	-94.83
PERU	0	5	-	0	53	-
UNITED KINGDOM	7,657	1,556	-79.68	764,616	180,262	-76.42
NETHERLANDS	24	10	-58.33	830	245	-70.48
FRANCE	0	10	-	0	672	-
GERMANY, FED. REP. OF	8,299	5,541	-33.23	4,916,542	2,221,466	-54.82
AUSTRIA	187	0	-100.00	2,618	0	-100.00
BELGIUM	0	8	-	0	104	-
NORWAY	0	1	-	0	724	-
SWEDEN	5	0	-100.00	2,871	0	-100.00
FINLAND	151	17	-88.74	330,635	16,530	-95.00
GREECE	0	2	-	0	27	-
POLAND	0	172	-	0	19,229	-
ROMANIA	159	0	-100.00	14,893	0	-100.00
KAZAKHSTAN	6	2	-66.67	309	27	-91.26
UKRAINE	18	0	-100.00	1,100	0	-100.00
ESTONIA	1	0	-100.00	420	0	-100.00
SLOVAKIA	0	7	-	0	822	-
RUSSIA FEDERATION	2	2	0.00	8	3	-62.50
-AUDIO VISUAL	86,840,535	116,481,743	34.13	2,338,604,910	2,871,539,074	22.79
JAPAN	6,561,092	5,664,275	-13.67	195,023,871	172,201,831	-11.70
HONG KONG	2,601,548	2,268,481	-12.80	175,759,783	142,664,160	-18.83
KOREA, DEMOCRATIC PEOPLE'S R	994	862	-13.28	46,975	114,938	144.68
KOREA, REPUBLIC OF	1,321,467	2,346,506	77.57	117,453,738	129,342,220	10.12
TAIWAN	245,656	362,141	47.42	3,836,920	6,512,369	69.73
CHINA	2,236,223	1,908,948	-14.64	120,815,544	118,548,021	-1.88
MACAU	0	4,900	-	0	137,073	-
PAPUA NEW GUINEA	104,939	51,536	-50.89	566,883	627,274	10.65
THAILAND	3,862,423	6,326,864	63.81	29,025,053	50,241,401	73.10
SINGAPORE	11,500,079	9,337,865	-18.80	359,383,956	244,266,470	-32.03
PHILIPPINES	1,169,849	6,290,623	437.73	8,358,582	91,988,226	1,000.52
MALAYSIA	5,098,933	4,708,804	-7.65	86,372,159	72,201,972	-16.41
MYANMAR (FORM. BURMA)	101,374	113,935	12.39	265,336	435,333	64.07
CAMBODIA	9,985	20,225	102.55	21,000	136,224	548.69
BRUNEI DARUSSALAM	59,168	32,420	-45.21	478,473	68,811	-85.62
NEPAL	34,189	18,131	-46.97	183,673	123,879	-32.55
VIET NAM	991,078	885,504	-10.65	15,977,278	10,763,372	-32.63
MALDIVES	319	1,961	514.73	5,907	2,277	-61.45
INDIA	481,144	2,008,526	317.45	11,678,580	27,857,622	138.54
PAKISTAN	178,907	216,114	20.80	798,118	1,432,656	79.50
BANGLADESH	82,335	21,348	-74.07	443,139	238,341	-46.22
SRI LANKA	59,118	166,177	181.09	407,660	1,321,524	224.17
IRAQ	50,186	167,803	234.36	1,497,586	2,563,043	71.14
IRAN (ISLAMIC REPUBLIC OF)	83,841	1,115,745	1,230.79	1,329,816	15,278,053	1,048.88
SAUDI ARABIA	1,224,032	1,696,808	38.62	12,275,181	13,380,625	9.01
ISRAEL	882,649	315,209	-64.29	26,751,086	7,268,240	-72.83
KUWAIT	381,016	243,306	-36.14	9,986,521	4,217,322	-57.77
JORDAN	84,679	184,399	117.76	1,268,097	1,769,008	39.50
LEBANON	55,128	87,147	58.08	1,437,419	1,733,822	20.62
YEMEN	248,534	311,243	25.23	1,107,184	818,966	-26.03
OMAN	161,713	171,549	6.08	6,774,861	1,622,546	-76.05
SYRIA ARAB REPUBLIC	362,652	193,781	-46.57	1,595,810	1,128,953	-29.26
TURKEY	226,285	793,783	250.79	9,093,521	20,354,255	123.83
UNITED ARAB EMIRATES	4,793,633	6,110,989	27.48	81,227,124	79,171,718	-2.53
QATAR	138,667	203,077	46.45	2,930,796	3,629,088	23.83
BAHRAIN	9,606	30,140	213.76	224,490	593,360	164.31
CYPRUS	120	216	80.00	19,481	38,334	96.78
EGYPT	175,722	161,257	-8.23	4,137,295	3,042,171	-26.47
LIBYAN ARAB JAMAHIRIYA	7,689	31,265	306.62	106,162	661,043	522.67
MOROCCO	54,994	452,810	723.38	684,893	5,680,279	729.37
TUNISIA	2	15,043	752,050.00	127	289,557	227,897.64
ALGERIA	0	21,075	-	0	406,114	-
SUDAN	90,841	17,815	-80.39	914,057	104,404	-88.58

TABEL 5. PERKEMBANGAN EKSPOR INDONESIA MENURUT KOMODITI DAN NEGARA TUJUAN

JENIS BARANG	BERAT BERSIH (KG)		PERUB	NILAI FOB (US \$)		PERUB	
	JAN-OKT 2008	JAN-OKT 2009	%	JAN-OKT 2008	JAN-OKT 2009	%	
	(1)	(2)	(3)	(4)	(5)	(6)	(7)
NAMIBIA		0	49	-	0	9,223	-
ETHIOPIA	51,903	60,837	17.21	123,067	223,774	81.83	81.83
TANZANIA, UNITED REPUBLIC OF	7,955	50,089	529.65	145,399	558,083	283.83	283.83
KENYA	43,306	178,867	313.03	389,244	2,006,349	415.45	415.45
MOZAMBIQUE	2,472	9,500	284.30	20,960	44,000	109.92	109.92
EQUATORIAL GUINEA	0	38	-	0	2,509	-	-
TOGO	0	2,665	-	0	4,899	-	-
GHANA	134,587	386,101	186.88	624,040	1,606,915	157.50	157.50
LIBERIA	0	9	-	0	383	-	-
GUINEA	124	272	119.35	225	367	63.11	63.11
ANGOLA	83,977	147,396	75.52	277,456	884,617	218.83	218.83
CAMEROON	1,891	4,218	123.06	1,793	555,414	30,876.80	30,876.80
NIGERIA	1,290,734	1,888,360	46.30	4,622,679	8,659,700	87.33	87.33
GABON	0	593	-	0	734	-	-
COTE D'IVOIRE	20,015	147	-99.27	190,615	176	-99.91	-99.91
SENEGAL	3,465	2,311	-33.30	137,317	2,010	-98.54	-98.54
MAURITANIA	11,655	23,310	100.00	30,350	58,830	93.84	93.84
MALI	14	0	-100.00	180	0	-100.00	-100.00
BENIN	15,231	5,749	-62.25	9,316	15,327	64.52	64.52
GAMBIA	249	558	124.10	244	545	123.36	123.36
SEYCHELLES	759	3,348	341.11	5,060	14,343	183.46	183.46
UGANDA	22,833	3,243	-85.80	185,078	44,970	-75.70	-75.70
DJIBOUTI	24,087	6,341	-73.67	62,875	57,589	-8.41	-8.41
SAO TOME AND PRINCIPE	712	914	28.37	600	811	35.17	35.17
SOUTH AFRICA	248,763	529,397	112.81	5,842,930	9,898,476	69.41	69.41
MAURITIUS	28,478	54,808	92.46	321,490	357,589	11.23	11.23
VIRGIN ISLANDS (BRITISH)	0	4	-	0	26,908	-	-
AUSTRALIA	1,641,866	6,175,735	276.14	43,828,456	129,395,208	195.23	195.23
NEW ZEALAND	371,459	498,076	34.09	10,524,012	11,645,237	10.65	10.65
NEW CALEDONIA	1	10,449	1,044,800.00	50	38,850	77,600.00	77,600.00
VANUATU	1,130	5,192	359.47	9,674	21,941	126.80	126.80
AMERICAN SAMOA	3,836	0	-100.00	21,548	0	-100.00	-100.00
FIJI	5,550	2,091	-62.32	55,731	37,690	-32.37	-32.37
SAMOA	0	3	-	0	71	-	-
TONGA	537	6,429	1,097.21	2,336	27,340	1,070.38	1,070.38
EAST TIMOR	978,269	991,200	1.32	1,179,575	2,212,911	87.60	87.60
UNITED STATES	11,009,234	15,515,019	40.93	385,158,133	556,109,258	44.38	44.38
CANADA	524,074	1,211,309	131.13	23,751,647	38,189,694	60.79	60.79
MEXICO	1,315,508	2,009,480	52.75	40,072,559	57,050,472	42.37	42.37
GUATEMALA	18,309	3,346	-81.72	265,974	25,056	-90.58	-90.58
HONDURAS	3,635	4,373	20.30	25,287	72,739	187.65	187.65
NICARAGUA	3,639	0	-100.00	84,849	0	-100.00	-100.00
PANAMA	496,635	444,817	-10.43	12,226,882	10,801,190	-11.66	-11.66
CUBA	344	0	-100.00	30,400	0	-100.00	-100.00
CHILE	143,223	192,339	34.29	3,411,025	2,377,483	-30.30	-30.30
VENEZUELA	66,506	18,200	-72.63	1,955,612	316,691	-83.81	-83.81
ARGENTINA	56,485	350,018	519.67	1,554,164	3,816,950	145.60	145.60
BRAZIL	390,079	1,448,242	271.27	7,607,852	26,671,462	250.58	250.58
COLOMBIA	17,396	59,756	243.50	904,451	1,313,370	45.21	45.21
URUGUAY	2,336	4,260	82.36	164,344	108,079	-34.24	-34.24
PARAGUAY	18,591	0	-100.00	539,867	0	-100.00	-100.00
ECUADOR	19,398	23,427	20.77	379,519	533,427	40.55	40.55
PERU	11,679	27,512	135.57	1,801,699	2,017,785	11.99	11.99
JAMAICA	0	299	-	0	3,228	-	-
PUERTO RICO	2,906	8,009	175.60	583,557	330,769	-43.32	-43.32
DOMINICAN REPUBLIC	7,826	0	-100.00	173,178	0	-100.00	-100.00
EL SALVADOR	101	1,802	1,684.16	18,952	20,183	6.50	6.50
COSTA RICA	242	162	-33.06	50,930	26,549	-47.87	-47.87
FRENCH POLYNESIA	74	2,919	3,844.59	10,936	15,006	37.22	37.22
MARTINIQUE	0	956	-	0	6,442	-	-
NETHERLANDS ANTILLES	10,336	0	-100.00	143,542	0	-100.00	-100.00
UNITED KINGDOM	1,042,861	2,522,800	141.91	33,316,281	70,170,956	110.62	110.62
NETHERLANDS	2,093,738	2,703,152	29.11	100,438,049	129,850,757	29.28	29.28
FRANCE	830,872	2,507,585	201.80	12,346,736	59,804,250	384.37	384.37
GERMANY, FED. REP. OF	4,531,924	4,682,118	3.31	76,749,035	133,658,355	74.15	74.15
AUSTRIA	66,856	490,653	633.90	2,789,653	9,214,214	230.30	230.30
BELGIUM	6,342,092	4,671,500	-26.34	115,412,045	68,345,334	-40.78	-40.78
SWITZERLAND	23,252	80,672	246.95	1,043,257	2,031,889	94.76	94.76
LUXEMBOURG	2	0	-100.00	9	0	-100.00	-100.00
GIBRALTAR	175	60	-65.71	25,964	7,620	-70.65	-70.65
DENMARK	119,801	83,836	-30.02	693,919	1,543,117	122.38	122.38
NORWAY	9,134	7,961	-12.84	133,659	12,890	-90.36	-90.36
SWEDEN	650,384	1,167,888	79.57	6,222,011	19,411,471	211.98	211.98
FINLAND	293,079	134,285	-54.18	3,427,864	1,284,086	-62.54	-62.54

TABEL 5. PERKEMBANGAN EKSPOR INDONESIA MENURUT KOMODITI DAN NEGARA TUJUAN

JENIS BARANG	BERAT BERSIH (KG)		PERUB	NILAI FOB (US \$)		PERUB
	JAN-OKT 2008	JAN-OKT 2009	%	JAN-OKT 2008	JAN-OKT 2009	%
	(1)	(2)	(3)	(4)	(5)	(6)
IRELAND	24	833	3,370.83	61	26,102	42,690.16
ITALY	461,350	1,657,705	259.32	12,555,372	46,117,254	267.31
SPAIN	314,576	1,188,547	277.83	6,495,123	31,653,263	387.34
PORTUGAL	41,890	387,427	824.87	956,208	6,848,147	616.18
GREECE	24,316	244,350	904.89	627,817	4,237,706	574.99
DEMOCRATIC REPUBLIC OF THE C	31,203	70,325	125.38	169,921	198,439	16.78
HUNGARY	282,046	823,681	192.04	4,557,271	18,906,086	314.86
POLAND	932,574	1,703,242	82.64	38,508,679	68,341,177	77.47
ROMANIA	93,020	188,941	103.12	515,746	2,870,317	456.54
BULGARIA	14,405	41,498	188.08	415,488	336,396	-19.04
YUGOSLAVIA	0	14,059	-	0	155,870	-
AZERBAIJAN	10,834	40	-99.63	329,362	11,730	-96.44
KAZAKHSTAN	31,862	72,508	127.57	1,787,957	1,675,298	-6.30
KYRGYZSTAN	0	7,376	-	0	178,000	-
UKRAINE	25,542	9,836	-61.49	5,265,130	758,407	-85.60
UZBEKISTAN	0	12,830	-	0	150,290	-
LATVIA	24,663	77,412	213.88	236,889	1,101,189	364.85
ESTONIA	54,739	0	-100.00	467,339	0	-100.00
GEORGIA	2,926	0	-100.00	19,772	0	-100.00
CROATIA	0	50	-	0	1,091	-
BOSNIA AND HERZEGOVINA	9,284	552	-94.05	29,709	3,251	-89.06
SLOVAKIA	233,733	722,606	209.16	6,671,676	20,636,601	209.32
SLOVENIA	10,954	0	-100.00	66,606	0	-100.00
CZECH REPUBLIC	2,280,051	1,854,506	-18.66	46,069,038	47,014,765	2.05
RUSSIA FEDERATION	1,109,150	895,759	-19.24	20,469,470	21,786,239	6.43
-FOTOGRAFI DAN OPTIK	2,803,023	2,666,509	-4.87	174,352,917	157,245,342	-9.81
JAPAN	133,594	112,959	-15.45	18,600,196	15,463,140	-16.87
HONG KONG	81,725	279,924	242.52	2,969,349	6,426,960	116.44
KOREA, REPUBLIC OF	5,151	14,456	180.64	209,170	330,274	57.90
TAIWAN	3,243	450	-86.12	109,217	40,245	-63.15
CHINA	67,488	20,597	-69.48	4,240,572	1,464,471	-65.47
PAPUA NEW GUINEA	189	68	-64.02	3,967	318	-91.98
THAILAND	49,744	49,779	0.07	1,034,513	1,031,493	-0.29
SINGAPORE	1,053,030	788,296	-25.14	98,316,625	87,679,913	-10.82
PHILIPPINES	27,771	9,556	-65.59	971,800	110,672	-88.61
MALAYSIA	203,766	213,462	4.76	10,841,935	9,991,646	-7.84
MYANMAR (FORM. BURMA)	0	43	-	0	6,500	-
BRUNEI DARUSSALAM	154	10,094	6,454.55	1,239	20,635	1,565.46
LAO PEOPLE'S DEMOCRATIC REPL	0	156	-	0	2,358	-
VIET NAM	21,356	8,068	-62.22	190,686	161,992	-15.05
MALDIVES	0	63	-	0	1,350	-
INDIA	94,461	90,616	-4.07	1,944,695	1,777,928	-8.58
PAKISTAN	3,840	2,679	-30.23	72,702	87,776	20.73
BANGLADESH	3,225	2,659	-17.55	6,868	14,466	110.63
SRI LANKA	656	21	-96.80	9,168	4,254	-53.60
IRAN (ISLAMIC REPUBLIC OF)	836	1	-99.88	7,711	30	-99.61
SAUDI ARABIA	1,907	1,087	-43.00	63,533	130,858	105.97
ISRAEL	132	890	574.24	16,000	30,071	87.94
KUWAIT	20	61	205.00	256	8,081	3,056.64
JORDAN	1	0	-100.00	18	0	-100.00
LEBANON	47	189	302.13	15,767	32,783	107.92
YEMEN	1	25	2,400.00	44	4,300	9,672.73
OMAN	150	0	-100.00	1,200	0	-100.00
SYRIA ARAB REPUBLIC	1,410	1,186	-15.89	5,934	6,548	10.35
TURKEY	3,162	5,848	84.95	115,091	100,060	-13.06
UNITED ARAB EMIRATES	13,251	10,506	-20.72	294,927	170,862	-42.07
BAHRAIN	50	0	-100.00	1,955	0	-100.00
CYPRUS	14	0	-100.00	1,584	0	-100.00
EGYPT	696	0	-100.00	26,299	0	-100.00
LIBYAN ARAB JAMAHIRIYA	71	0	-100.00	11,400	0	-100.00
MOROCCO	59	1,014	1,618.64	5,443	29,614	444.07
TUNISIA	21	13	-38.10	5,104	3,770	-26.14
ALGERIA	36	24	-33.33	793	437	-44.89
ETHIOPIA	0	84	-	0	550	-
KENYA	64	0	-100.00	1,863	0	-100.00
REUNION	0	6,891	-	0	9,370	-
GHANA	0	280	-	0	9,350	-
CAMEROON	367	0	-100.00	2,681	0	-100.00
NIGERIA	498	491	-1.41	5,350	8,351	56.09
SWAZILAND	0	20	-	0	4,984	-
SOUTH AFRICA	639	5,630	781.06	99,495	199,677	100.69
MAURITIUS	588	981	66.84	21,806	22,418	2.81
AUSTRALIA	10,250	9,986	-2.58	144,756	81,695	-43.56

TABEL 5. PERKEMBANGAN EKSPOR INDONESIA MENURUT KOMODITI DAN NEGARA TUJUAN

JENIS BARANG	BERAT BERSIH (KG)		PERUB	NILAI FOB (US \$)		PERUB
	JAN-OKT 2008	JAN-OKT 2009	%	JAN-OKT 2008	JAN-OKT 2009	%
	(1)	(2)	(3)	(4)	(5)	(6)
NEW ZEALAND	44	382	768.18	576	1,482	157.29
NEW CALEDONIA	0	400	-	0	585	-
TONGA	151	0	-100.00	120	0	-100.00
EAST TIMOR	14,896	5,615	-62.31	23,108	27,102	17.28
UNITED STATES	686,457	683,370	-0.45	19,807,625	18,720,246	-5.49
CANADA	4,817	933	-80.63	685,417	76,510	-88.84
MEXICO	4,537	16,852	271.43	75,389	163,557	116.95
PANAMA	392	0	-100.00	10,849	0	-100.00
CHILE	418	8,087	1,834.69	10,251	173,042	1,588.05
ARGENTINA	7,283	1,600	-78.03	84,831	29,549	-65.17
BRAZIL	10,041	18,924	88.47	155,561	319,174	105.18
COLOMBIA	11,194	20,454	82.72	267,584	684,264	155.72
ECUADOR	4,562	2,658	-41.74	340,795	186,739	-45.20
PERU	0	14,675	-	0	213,325	-
PUERTO RICO	0	7,340	-	0	8,000	-
BELIZE	0	893	-	0	1,041	-
DOMINICAN REPUBLIC	2,352	418	-82.23	76,339	48,912	-35.93
COSTA RICA	723	1,312	81.47	38,847	74,538	91.88
ANTIGUA AND BARBUDA	0	840	-	0	1,069	-
UNITED KINGDOM	137,323	87,696	-36.14	3,350,470	1,356,990	-59.50
NETHERLANDS	11,033	7,992	-27.56	832,235	579,563	-30.36
FRANCE	31,976	1,373	-95.71	1,647,412	218,367	-86.74
GERMANY, FED. REP. OF	56,063	72,337	29.03	3,166,875	4,340,971	37.07
AUSTRIA	0	2,653	-	0	17,021	-
BELGIUM	281	165	-41.28	14,344	6,893	-51.95
SWITZERLAND	385	4,516	1,072.99	23,617	5,621	-76.20
DENMARK	3,611	2,872	-20.47	615,776	490,869	-20.28
NORWAY	12,043	14,800	22.89	2,263,566	3,065,677	35.44
SWEDEN	4,093	259	-93.67	7,280	7,320	0.55
FINLAND	0	36	-	0	10,718	-
ITALY	7,989	30,277	278.98	130,661	431,232	230.04
SPAIN	4,123	2,551	-38.13	272,713	110,271	-59.57
PORTUGAL	0	29	-	0	65	-
GREECE	60	278	363.33	927	1,340	44.55
HUNGARY	1	39	3,800.00	5	183	3,560.00
POLAND	0	973	-	0	240,082	-
ROMANIA	57	0	-100.00	20	0	-100.00
BULGARIA	356	410	15.17	15,574	11,999	-22.95
YUGOSLAVIA	26	0	-100.00	9,515	0	-100.00
UKRAINE	0	66	-	0	24,672	-
SLOVAKIA	445	517	16.18	8,096	10,019	23.75
SLOVENIA	1,027	619	-39.73	15,146	8,532	-43.67
CZECH REPUBLIC	601	1,417	135.77	29,681	41,716	40.55
RUSSIA FEDERATION	0	728	-	0	65,886	-
-ALAT UKUR	657,002	971,558	47.88	12,433,519	28,963,578	132.95
JAPAN	1,395	1,448	3.80	811,528	166,224	-79.52
HONG KONG	1	3,794	379,300.00	54	57,722	106,792.59
KOREA, REPUBLIC OF	3	189	6,200.00	12	1,898	15,716.67
TAIWAN	3,009	1,518	-49.55	5,648	10,860	92.28
CHINA	2,547	2,479	-2.67	169,064	140,216	-17.06
THAILAND	1,119	3,584	220.29	63,786	1,990,798	3,021.06
SINGAPORE	251,707	337,898	34.24	4,929,718	9,750,872	97.80
PHILIPPINES	32	159,757	499,140.63	78	4,541,152	5,821,889.74
MALAYSIA	95,693	105,459	10.21	845,229	353,361	-58.19
BRUNEI DARUSSALAM	100,186	9,698	-90.32	1,674,843	102,279	-93.89
VIET NAM	15,343	36,683	139.09	334,328	1,370,591	309.95
INDIA	64,943	2,226	-96.57	805,387	267,598	-66.77
PAKISTAN	190	0	-100.00	18,100	0	-100.00
IRAN (ISLAMIC REPUBLIC OF)	77	0	-100.00	5,490	0	-100.00
SAUDI ARABIA	969	2,263	133.54	163,364	1,206,030	638.25
KUWAIT	4,048	567	-85.99	62,391	41,559	-33.39
LEBANON	48,331	50,306	4.09	234,218	326,545	39.42
YEMEN	3,045	0	-100.00	27,750	0	-100.00
OMAN	90	0	-100.00	7,454	0	-100.00
SYRIA ARAB REPUBLIC	176	0	-100.00	28,430	0	-100.00
UNITED ARAB EMIRATES	3,312	23,844	619.93	69,624	1,148,565	1,549.67
QATAR	44	264	500.00	3,260	7,799	139.23
BAHRAIN	0	297	-	0	212,593	-
EGYPT	89	1,978	2,122.47	37,095	25,867	-30.27
LIBYAN ARAB JAMAHIRIYA	0	829	-	0	7,877	-
TUNISIA	0	300	-	0	10,184	-
SUDAN	1,720	0	-100.00	118,329	0	-100.00
KENYA	59	45	-23.73	2,068	1,300	-37.14

TABEL 5. PERKEMBANGAN EKSPOR INDONESIA MENURUT KOMODITI DAN NEGARA TUJUAN

JENIS BARANG	BERAT BERSIH (KG)		PERUB	NILAI FOB (US \$)		PERUB
	JAN-OKT 2008	JAN-OKT 2009	%	JAN-OKT 2008	JAN-OKT 2009	%
	(1)	(2)	(3)	(4)	(5)	(6)
TOGO	0	89	-	0	168	-
CONGO	0	1,800	-	0	346,876	-
COTE D'IVOIRE	0	38	-	0	196	-
BENIN	0	58	-	0	59	-
SOUTH AFRICA	46	29	-36.96	966	850	-12.01
AUSTRALIA	20,053	140,260	599.45	629,267	1,742,587	176.92
NEW ZEALAND	305	0	-100.00	21,201	0	-100.00
MARSHALL ISLANDS	69	0	-100.00	18,996	0	-100.00
EAST TIMOR	0	1,452	-	0	1,413	-
UNITED STATES	9,472	22,091	133.22	401,109	1,925,920	380.15
CANADA	74	267	260.81	22,863	208,083	810.13
VENEZUELA	7	0	-100.00	140	0	-100.00
BRAZIL	0	1,000	-	0	4,388	-
UNITED KINGDOM	4,929	2,060	-58.21	382,847	562,997	47.06
NETHERLANDS	56	1,419	2,433.93	500	156,448	31,189.60
FRANCE	1,118	15,230	1,262.25	95,814	647,854	576.16
GERMANY, FED. REP. OF	9,369	10,346	10.43	170,849	322,026	88.49
AUSTRIA	0	292	-	0	2,216	-
BELGIUM	284	7,059	2,385.56	11,340	56,154	395.19
SWITZERLAND	8,908	1,063	-88.07	100,866	43,284	-57.09
DENMARK	0	48	-	0	51,765	-
NORWAY	4,138	0	-100.00	159,063	0	-100.00
SWEDEN	0	888	-	0	2,627	-
ITALY	46	16,690	36,182.61	450	453,650	100,711.11
AZERBAIJAN	0	670	-	0	2,541	-
KAZAKHSTAN	0	1,717	-	0	533,024	-
RUSSIA FEDERATION	0	1,566	-	0	156,562	-
-LONCENG, ARLOJI DAN BAGIANN'	6,899,598	5,217,731	-24.38	120,460,991	96,566,485	-19.84
JAPAN	255,495	142,490	-44.23	5,176,743	3,704,067	-28.45
HONG KONG	398,845	191,715	-51.93	6,439,323	3,939,946	-38.81
KOREA, REPUBLIC OF	28,152	9,515	-66.20	677,042	164,757	-75.67
TAIWAN	823,656	489,690	-40.55	3,516,057	3,001,731	-14.63
CHINA	53,180	32,330	-39.21	1,027,159	1,107,180	7.79
MACAU	13,212	21,181	60.32	210,236	368,004	75.04
PAPUA NEW GUINEA	5,759	9,250	60.62	38,165	24,995	-34.51
THAILAND	129,814	174,199	34.19	3,289,433	3,551,112	7.96
SINGAPORE	652,139	645,043	-1.09	13,132,550	15,263,260	16.22
PHILIPPINES	325,282	410,674	26.25	5,887,790	6,663,867	13.18
MALAYSIA	323,363	170,243	-47.35	4,076,416	4,798,391	17.71
MYANMAR (FORM. BURMA)	592	985	66.39	5,295	4,458	-15.81
CAMBODIA	0	1,049	-	0	17,260	-
BRUNEI DARUSSALAM	194	65,944	33,891.75	886	105,128	11,765.46
NEPAL	0	102	-	0	640	-
BHUTAN	0	27,644	-	0	297,167	-
VIET NAM	373,967	429,952	14.97	5,220,824	4,637,543	-11.17
MALDIVES	9,537	7,126	-25.28	62,520	80,000	27.96
INDIA	1,004,132	273,527	-72.76	8,801,505	2,417,208	-72.54
PAKISTAN	2,709	3,009	11.07	49,810	44,831	-10.00
BANGLADESH	0	22,665	-	0	104,529	-
SRI LANKA	18,523	7,204	-61.11	165,619	42,387	-74.41
IRAN (ISLAMIC REPUBLIC OF)	1,366	742	-45.68	13,119	39,499	201.08
SAUDI ARABIA	2,935	1,378	-53.05	41,632	11,871	-71.49
ISRAEL	4	2	-50.00	625	14	-97.76
KUWAIT	149	1,060	611.41	5,566	5,474	-1.65
JORDAN	33,918	3,850	-88.65	295,458	126,560	-57.16
LEBANON	1,707	2,281	33.63	36,023	47,137	30.85
YEMEN	390	4,361	1,018.21	1,653	34,667	1,997.22
OMAN	16,412	55	-99.66	236,928	40	-99.98
TURKEY	1	1,308	130,700.00	13	17,796	136,792.31
UNITED ARAB EMIRATES	6,236	4,476	-28.22	107,416	119,498	11.25
QATAR	244	1,290	428.69	918	70,758	7,607.84
BAHRAIN	15,030	12,571	-16.36	37,179	191,260	414.43
EGYPT	59	16	-72.88	3,560	200	-94.38
MOROCCO	127,487	119,247	-6.46	1,268,027	1,438,636	13.45
TUNISIA	444	0	-100.00	11,694	0	-100.00
ALGERIA	2	105	5,150.00	768	774	0.78
SUDAN	6,176	0	-100.00	85,832	0	-100.00
ERITREA	0	18	-	0	4,500	-
ETHIOPIA	0	1	-	0	36	-
TANZANIA, UNITED REPUBLIC OF	0	34	-	0	29	-
KENYA	1	214	21,300.00	67	3,353	4,904.48
MOZAMBIQUE	15,023	10,788	-28.19	132,658	108,962	-17.86
BOTSWANA	0	12	-	0	53	-

TABEL 5. PERKEMBANGAN EKSPOR INDONESIA MENURUT KOMODITI DAN NEGARA TUJUAN

JENIS BARANG	BERAT BERSIH (KG)		PERUB	NILAI FOB (US \$)		PERUB
	JAN-OKT 2008	JAN-OKT 2009	%	JAN-OKT 2008	JAN-OKT 2009	%
	(1)	(2)	(3)	(4)	(5)	(6)
EQUATORIAL GUINEA	0	8	-	0	56	-
TOGO	30	0	-100.00	56	0	-100.00
ANGOLA	33,083	55,924	69.04	260,660	1,002,619	284.65
CONGO	28	0	-100.00	92	0	-100.00
CAMEROON	58,284	242,683	316.38	639,117	3,047,842	376.88
NIGERIA	4,703	574	-87.80	117,875	39,351	-66.62
GABON	1,370	2,900	111.68	14,330	33,755	135.55
COTE D'IVOIRE	137,488	178,166	29.59	1,314,644	2,063,144	56.94
SENEGAL	113,488	125,402	10.50	847,458	1,111,570	31.17
MALI	0	5	-	0	28	-
BENIN	0	10	-	0	169	-
BURKINA FASO	29,289	0	-100.00	332,004	0	-100.00
SOUTH AFRICA	30,571	103,794	239.52	342,467	930,340	171.66
ZAMBIA	653	11	-98.32	11,725	53	-99.55
MALAWI	200	0	-100.00	3,278	0	-100.00
AUSTRALIA	148,060	123,463	-16.61	2,555,105	2,374,820	-7.06
NEW ZEALAND	12,879	4,218	-67.25	277,846	80,863	-70.90
COOK ISLANDS	0	1,160	-	0	9,078	-
FIJI	3,190	6,814	113.61	28,694	53,367	85.99
KIRIBATI	0	10	-	0	421	-
EAST TIMOR	1,677	6,896	311.21	1,188	110,280	9,182.83
UNITED STATES	307,523	382,138	24.26	7,157,146	12,875,924	79.90
CANADA	5,634	4,407	-21.78	206,533	397,752	92.59
MEXICO	14,874	1,182	-92.05	267,877	5,290	-98.03
HONDURAS	5	0	-100.00	2,594	0	-100.00
PANAMA	1	210	20,900.00	1	3,755	375,400.00
CUBA	870	395	-54.60	52,258	19,131	-63.39
SURINAME	550	0	-100.00	4,400	0	-100.00
CHILE	32,078	36,017	12.28	468,650	516,314	10.17
VENEZUELA	48	5,439	11,231.25	667	61,485	9,118.14
ARGENTINA	11,500	5,646	-50.90	301,442	58,685	-80.53
BRAZIL	15,170	4,232	-72.10	1,648,743	403,697	-75.51
COLOMBIA	8,496	13,455	58.37	228,882	281,164	22.84
BOLIVIA	100	3,219	3,119.00	412	78,270	18,897.57
URUGUAY	1,562	0	-100.00	62,265	0	-100.00
ECUADOR	0	71	-	0	4,422	-
PUERTO RICO	0	1	-	0	2,610	-
DOMINICAN REPUBLIC	0	20	-	0	5,921	-
UNITED KINGDOM	48,175	110,849	130.10	1,464,238	4,228,432	188.78
NETHERLANDS	2,204	11,008	399.46	109,630	281,637	156.90
FRANCE	923,715	240,375	-73.98	30,919,839	7,126,856	-76.95
GERMANY, FED. REP. OF	106,957	90,609	-15.28	3,703,259	2,003,062	-45.91
AUSTRIA	341	1,349	295.60	25,784	200,363	677.08
BELGIUM	158	330	108.86	6,660	24,460	267.27
SWITZERLAND	19,378	100	-99.48	719,552	13,395	-98.14
DENMARK	83	144	73.49	4,417	7,572	71.43
NORWAY	303	0	-100.00	3,067	0	-100.00
SWEDEN	2,948	1,418	-51.90	121,704	111,278	-8.57
FINLAND	9	211	2,244.44	10,000	105,207	952.07
IRELAND	8,402	4,542	-45.94	1,196,334	1,794,576	50.01
ITALY	2,455	934	-61.96	78,660	26,058	-66.87
SPAIN	7,075	5,204	-26.45	172,342	207,365	20.32
PORTUGAL	107,830	30,415	-71.79	3,384,783	814,128	-75.95
GREECE	454	460	1.32	4,246	20,711	387.78
HUNGARY	7,229	3,506	-51.50	503,047	216,057	-57.05
POLAND	60	620	933.33	1,239	3,264	163.44
ROMANIA	235	235	0.00	6,856	6,747	-1.59
MOLDOVA, REPUBLIC OF	1,687	47	-97.21	36,180	1,793	-95.04
UZBEKISTAN	0	79,830	-	0	514,251	-
LATVIA	0	8,428	-	0	298,810	-
ESTONIA	1	0	-100.00	6	0	-100.00
GEORGIA	22,669	295	-98.70	226,939	1,553	-99.32
BOSNIA AND HERZEGOVINA	1,370	0	-100.00	15,027	0	-100.00
SLOVAKIA	672	0	-100.00	98,112	0	-100.00
CZECH REPUBLIC	15,476	18,291	18.19	443,868	413,144	-6.92
RUSSIA FEDERATION	173	715	313.29	284	14,012	4,833.80
-COKLAT OLAHAN	117,108,787	78,925,943	-32.60	354,810,735	262,734,845	-25.95
JAPAN	688,620	1,408,165	104.49	2,876,627	6,802,681	136.48
HONG KONG	106,124	206,497	94.58	334,731	844,802	152.38
KOREA, DEMOCRATIC PEOPLE'S R	0	2,048	-	0	4,750	-
KOREA, REPUBLIC OF	643,802	752,565	16.89	1,499,401	1,858,572	23.95
TAIWAN	164,852	184,711	12.05	354,289	386,394	9.06
CHINA	5,064,826	3,285,792	-35.13	4,150,542	5,489,650	32.26

TABEL 5. PERKEMBANGAN EKSPOR INDONESIA MENURUT KOMODITI DAN NEGARA TUJUAN

JENIS BARANG	BERAT BERSIH (KG)		PERUB	NILAI FOB (US \$)		PERUB
	JAN-OKT 2008	JAN-OKT 2009	%	JAN-OKT 2008	JAN-OKT 2009	%
	(1)	(2)	(3)	(4)	(5)	(6)
MONGOLIA	13,999	28,000	100.01	18,650	64,400	245.31
PAPUA NEW GUINEA	4,920	4,658	-5.33	8,800	11,665	32.56
THAILAND	1,977,762	2,475,169	25.15	4,053,112	5,860,854	44.60
SINGAPORE	1,222,401	1,020,851	-16.49	2,315,929	2,494,127	7.69
PHILIPPINES	7,207,900	8,292,428	15.05	7,846,197	11,696,312	49.07
MALAYSIA	9,216,618	3,294,381	-64.26	9,806,926	5,888,228	-39.96
MYANMAR (FORM. BURMA)	5,000	4,475	-10.50	6,390	9,696	51.74
BRUNEI DARUSSALAM	109,360	149,802	36.98	357,755	285,984	-20.06
VIET NAM	310,710	240,449	-22.61	445,316	399,818	-10.22
MALDIVES	58,596	193,485	230.20	136,387	390,669	186.44
INDIA	1,321,145	1,188,454	-10.04	2,193,567	2,360,375	7.60
PAKISTAN	480,041	535,564	11.57	487,641	858,819	76.12
BANGLADESH	53,979	78,261	44.98	143,264	196,006	36.81
SRI LANKA	148,476	82,000	-44.77	120,159	146,580	21.99
IRAN (ISLAMIC REPUBLIC OF)	366,999	17,000	-95.37	315,925	16,915	-94.65
SAUDI ARABIA	185,589	131,310	-29.25	300,323	341,141	13.59
ISRAEL	10,536	10,592	0.53	30,239	30,400	0.53
KUWAIT	218,436	238,010	8.96	536,490	584,588	8.97
JORDAN	3,929	16,304	314.97	13,075	9,323	-28.70
LEBANON	3,168	14,749	365.56	10,450	26,888	157.30
YEMEN	127,286	346,046	171.86	237,992	580,627	143.97
OMAN	59,980	17,274	-71.20	135,506	41,145	-69.64
SYRIA ARAB REPUBLIC	28,000	150,999	439.28	42,140	288,187	583.88
TURKEY	484,499	557,758	15.12	472,486	754,240	59.63
UNITED ARAB EMIRATES	2,874,294	3,401,775	18.35	14,015,670	16,579,877	18.30
QATAR	13,724	2,963	-78.41	27,909	16,917	-39.39
BAHRAIN	97,483	176,687	81.25	239,183	459,420	92.08
EGYPT	420,199	581,300	38.34	1,265,854	2,875,842	127.19
ALGERIA	14,505	53,336	267.71	29,908	81,071	171.07
SUDAN	224	172	-23.21	1,024	750	-26.76
NAMIBIA	14,190	0	-100.00	33,573	0	-100.00
MADAGASCAR	34,038	55,124	61.95	20,420	37,658	84.42
KENYA	205,064	305,304	48.88	585,394	814,110	39.07
TOGO	3,618	0	-100.00	2,498	0	-100.00
GHANA	91,530	30,600	-66.57	170,430	64,260	-62.30
GUINEA	52,445	0	-100.00	122,462	0	-100.00
ANGOLA	62,539	12,136	-80.59	100,934	25,032	-75.20
CAMEROON	39,262	58,997	50.26	80,153	134,714	68.07
NIGERIA	4,693	0	-100.00	2,894	0	-100.00
SIERRA LEONE	2,459	17,000	591.34	7,700	15,160	96.88
MAURITANIA	30,420	29,613	-2.65	48,588	63,613	30.92
MALI	20,690	13,812	-33.24	54,598	27,215	-50.15
BENIN	2,615	61,525	2,252.77	2,143	144,314	6,634.20
SEYCHELLES	0	719	-	0	2,348	-
UGANDA	0	1,409	-	0	2,776	-
SOUTH AFRICA	1,564,822	1,435,297	-8.28	2,397,660	2,603,743	8.60
MAURITIUS	358,770	344,922	-3.86	737,316	778,164	5.54
AUSTRALIA	8,247,597	5,137,296	-37.71	40,529,713	24,590,191	-39.33
NEW ZEALAND	1,255,963	589,362	-53.07	4,246,033	1,947,730	-54.13
NEW CALEDONIA	0	501	-	0	939	-
VANUATU	2,314	240	-89.63	4,098	943	-76.99
WALLIS AND FUTUNA ISLANDS	0	146	-	0	456	-
AMERICAN SAMOA	25,126	0	-100.00	39,568	0	-100.00
COOK ISLANDS	4,225	0	-100.00	18,381	0	-100.00
FIJI	61,151	38,777	-36.59	126,882	101,581	-19.94
KIRIBATI	43	100	132.56	94	325	245.74
SAMOA	7,265	100	-98.62	14,824	350	-97.64
SOLOMON ISLANDS	16,115	9,723	-39.66	35,510	20,015	-43.64
TONGA	52,593	110,192	109.52	102,625	113,339	10.44
EAST TIMOR	37,007	118,147	219.26	83,226	170,416	104.76
UNITED STATES	21,719,970	11,727,499	-46.01	116,937,975	63,269,131	-45.90
CANADA	200,000	0	-100.00	1,370,000	0	-100.00
MEXICO	1,032,000	222,325	-78.46	1,210,584	424,865	-64.90
CHILE	395,000	114,999	-70.89	308,900	194,850	-36.92
ARGENTINA	427,323	428,993	0.39	372,638	633,120	69.90
BRAZIL	2,424,167	1,706,567	-29.60	1,327,469	1,740,780	31.14
COLOMBIA	1,140,000	0	-100.00	558,600	0	-100.00
URUGUAY	252,000	245,000	-2.78	150,120	472,688	214.87
ECUADOR	200,000	0	-100.00	114,600	0	-100.00
GUYANA	0	7,694	-	0	6,571	-
COSTA RICA	20,000	51,000	155.00	9,000	49,700	452.22
UNITED KINGDOM	969,777	1,601,795	65.17	904,547	5,283,871	484.15
NETHERLANDS	7,691,347	4,585,329	-40.38	44,651,671	18,097,165	-59.47
FRANCE	8,190,810	9,877,733	20.60	48,776,271	48,928,166	0.31

TABEL 5. PERKEMBANGAN EKSPOR INDONESIA MENURUT KOMODITI DAN NEGARA TUJUAN

JENIS BARANG	BERAT BERSIH (KG)		PERUB	NILAI FOB (US \$)		PERUB
	JAN-OKT 2008	JAN-OKT 2009	%	JAN-OKT 2008	JAN-OKT 2009	%
(1)	(2)	(3)	(4)	(5)	(6)	(7)
GERMANY, FED. REP. OF	2,048,696	1,367,104	-33.27	6,164,200	4,264,055	-30.83
BELGIUM	1,570,000	142,964	-90.89	4,245,515	314,026	-92.60
SWITZERLAND	27,226	3,933	-85.55	284,066	109,646	-61.40
DENMARK	0	54,678	-	0	236,052	-
SWEDEN	9,118	1	-99.99	16,626	8	-99.95
FINLAND	0	176	-	0	1,665	-
IRELAND	0	100	-	0	1,680	-
ITALY	20,720	194,807	840.19	146,364	1,168,601	698.42
SPAIN	17,183,850	4,795,590	-72.09	10,276,195	5,082,763	-50.54
PORTUGAL	1,866	17,000	811.04	3,900	18,700	379.49
GREECE	52,265	0	-100.00	38,265	0	-100.00
DEMOCRATIC REPUBLIC OF THE C	1,819	17,000	834.58	4,738	21,080	344.91
HUNGARY	94,198	77,200	-18.04	74,647	97,415	30.50
POLAND	0	34,000	-	0	47,498	-
BULGARIA	133,998	102,000	-23.88	105,580	71,400	-32.37
ALBANIA	15,000	0	-100.00	22,500	0	-100.00
ARMENIA	0	6,775	-	0	15,376	-
KAZAKHSTAN	0	33,200	-	0	34,860	-
UKRAINE	50,500	232,000	359.41	33,966	403,476	1,087.88
UZBEKISTAN	25,000	0	-100.00	21,250	0	-100.00
LITHUANIA	1,025,975	19,401	-98.11	1,036,323	21,760	-97.90
ESTONIA	2,456,000	1,829,789	-25.50	4,214,732	2,634,421	-37.49
GEORGIA	1,876	0	-100.00	3,000	0	-100.00
CROATIA	80,999	33,020	-59.23	72,566	36,206	-50.11
SLOVENIA	13,500	0	-100.00	9,720	0	-100.00
RUSSIA FEDERATION	1,729,251	1,881,199	8.79	6,946,633	8,656,145	24.61
-GULA TETES	762,585,587	396,715,980	-47.98	56,601,205	48,369,875	-14.54
JAPAN	12,037,575	6,013,588	-50.04	767,879	600,868	-21.75
HONG KONG	151,200	6,046	-96.00	80,352	3,208	-96.01
KOREA, REPUBLIC OF	113,803,116	119,513,273	5.02	8,111,089	14,024,686	72.91
TAIWAN	168,293,856	28,467,380	-83.08	11,580,694	3,045,453	-73.70
CHINA	0	3,500,000	-	0	350,000	-
PAPUA NEW GUINEA	9,989	8,829	-11.61	18,486	15,338	-17.03
SINGAPORE	14,212	53,702	277.86	52,516	38,669	-26.37
MALAYSIA	106,046	10,066,555	9,392.63	51,517	1,479,548	2,771.96
VIET NAM	329,470,977	117,545,642	-64.32	24,201,839	15,100,962	-37.60
INDIA	0	24,415,980	-	0	2,441,598	-
UNITED ARAB EMIRATES	10	0	-100.00	13	0	-100.00
KENYA	1,538	40,526	2,534.98	2,135	178,260	8,249.41
UGANDA	496	0	-100.00	1,350	0	-100.00
SOUTH AFRICA	7,000,000	0	-100.00	476,000	0	-100.00
AUSTRALIA	0	2,055	-	0	11,969	-
NEW ZEALAND	0	22,657	-	0	510	-
VANUATU	4,690	7,718	64.56	5,483	8,924	62.76
EAST TIMOR	1,257	2,497	98.65	2,028	168	-91.72
UNITED STATES	428	0	-100.00	1,155	0	-100.00
NETHERLANDS	0	19,010,470	-	0	2,656,476	-
GERMANY, FED. REP. OF	15,000,000	0	-100.00	1,470,000	0	-100.00
NORWAY	0	18,002,339	-	0	2,434,821	-
SPAIN	116,690,197	50,036,723	-57.12	9,778,669	5,978,417	-38.86
-KERUPUK UDANG	6,677,571	6,278,117	-5.98	10,930,832	10,527,153	-3.69
JAPAN	142,326	58,522	-58.88	246,653	128,982	-47.71
HONG KONG	156,765	117,447	-25.08	317,123	211,023	-33.46
KOREA, REPUBLIC OF	711,425	750,805	5.54	1,064,500	1,107,867	4.07
TAIWAN	72,836	35,209	-51.66	23,085	35,450	53.56
CHINA	2,400	4,658	94.08	2,880	19,349	571.84
SINGAPORE	194,688	129,509	-33.48	336,229	193,379	-42.49
MALAYSIA	343,010	197,545	-42.41	188,961	233,614	23.63
BRUNEI DARUSSALAM	260	0	-100.00	215	0	-100.00
INDIA	0	10,000	-	0	5,000	-
SAUDI ARABIA	182,987	212,934	16.37	197,214	232,920	18.11
UNITED ARAB EMIRATES	69,387	33,132	-52.25	88,863	40,358	-54.58
NAMIBIA	22,679	0	-100.00	6,853	0	-100.00
AUSTRALIA	168,874	53,415	-68.37	288,226	104,572	-63.72
NEW ZEALAND	876	542	-38.13	4,126	1,977	-52.08
EAST TIMOR	842	18,162	2,057.01	642	13,432	1,992.21
UNITED STATES	201,950	292,296	44.74	496,377	673,325	35.65
CANADA	14,046	28,691	104.26	27,920	53,995	93.39
UNITED KINGDOM	838,564	667,979	-20.34	1,204,312	977,619	-18.82
NETHERLANDS	2,999,777	3,066,220	2.21	5,403,779	5,415,150	0.21
FRANCE	422,893	474,001	12.09	863,729	892,781	3.36
BELGIUM	94,488	88,999	-5.81	112,451	114,656	1.96

TABEL 5. PERKEMBANGAN EKSPOR INDONESIA MENURUT KOMODITI DAN NEGARA TUJUAN

JENIS BARANG	BERAT BERSIH (KG)		PERUB	NILAI FOB (US \$)		PERUB
	JAN-OKT 2008	JAN-OKT 2009	%	JAN-OKT 2008	JAN-OKT 2009	%
	(1)	(2)	(3)	(4)	(5)	(6)
SWEDEN	0	229	-	0	530	-
SPAIN	25,200	25,199	0.00	44,283	47,683	7.68
ROMANIA	11,298	0	-100.00	12,411	0	-100.00
BULGARIA	0	12,623	-	0	23,491	-
-BUAH/SAYURAN OLAHAN	424,201,369	366,841,153	-13.52	338,018,558	250,584,322	-25.87
JAPAN	14,463,948	13,390,084	-7.42	14,561,389	12,489,649	-14.23
HONG KONG	872,777	1,420,717	62.78	1,179,534	1,424,603	20.78
KOREA, REPUBLIC OF	5,111,281	4,615,182	-9.71	4,651,780	2,819,382	-39.39
TAIWAN	18,694,537	5,035,594	-73.06	3,980,451	2,690,386	-32.41
CHINA	6,332,289	14,319,361	126.13	2,289,930	3,416,835	49.21
PAPUA NEW GUINEA	715	1,964	174.69	2,377	5,603	135.72
THAILAND	170,503	409,133	139.96	337,419	145,381	-56.91
SINGAPORE	49,095,716	39,770,466	-18.99	45,329,123	35,461,159	-21.77
PHILIPPINES	1,616,095	9,862,411	510.26	1,071,179	2,893,007	170.08
MALAYSIA	49,712,422	75,362,915	51.60	9,471,675	12,526,927	32.26
CAMBODIA	495	0	-100.00	980	0	-100.00
BRUNEI DARUSSALAM	259,715	216,799	-16.52	396,152	259,141	-34.59
NEPAL	954	39,322	4,021.80	579	18,257	3,053.20
VIET NAM	10,465,129	13,251,939	26.63	10,165,022	12,199,327	20.01
MALDIVES	45,603	23,981	-47.41	49,552	42,907	-13.41
INDIA	35,161,446	22,957,734	-34.71	33,177,273	22,077,002	-33.46
PAKISTAN	4,588,342	4,678,061	1.96	1,726,442	2,054,438	19.00
BANGLADESH	19,876	788,565	3,867.42	25,231	380,759	1,409.09
SRI LANKA	36,199	0	-100.00	45,348	0	-100.00
IRAQ	0	18,291	-	0	18,831	-
IRAN (ISLAMIC REPUBLIC OF)	382,984	677,773	76.97	484,770	573,712	18.35
SAUDI ARABIA	2,043,484	1,779,157	-12.94	2,365,010	2,094,127	-11.45
ISRAEL	1,695,277	1,356,427	-19.99	2,249,901	1,164,207	-48.26
KUWAIT	81,308	234,612	188.55	132,630	1,301,757	134.30
JORDAN	347,636	725,860	108.80	731,348	1,293,917	76.92
LEBANON	246,895	297,589	20.53	865,887	1,138,437	31.48
YEMEN	74,172	117,364	58.23	114,099	107,563	-5.73
OMAN	38,371	16,650	-56.61	58,774	22,365	-61.95
SYRIA ARAB REPUBLIC	327,015	449,994	37.61	1,176,388	1,260,553	7.15
TURKEY	657,569	1,282,379	95.02	910,609	1,200,610	31.85
UNITED ARAB EMIRATES	2,750,782	2,428,745	-11.71	3,649,442	2,290,784	-37.23
QATAR	154,969	187,545	21.02	256,507	241,880	-5.70
BAHRAIN	240,402	295,660	22.99	322,580	295,269	-8.47
CYPRUS	25,000	48,500	94.00	27,500	27,500	0.00
EGYPT	872,455	896,479	2.75	903,611	758,067	-16.11
LIBYAN ARAB JAMAHIRIYA	106,920	236,507	121.20	82,002	220,082	168.39
MOROCCO	112,500	347,500	208.89	164,000	299,515	82.63
TUNISIA	52,000	38,500	-25.96	10,000	15,250	52.50
ALGERIA	75,000	100,000	33.33	98,750	60,000	-39.24
SUDAN	44,251	30,482	-31.12	72,809	29,827	-59.03
MADAGASCAR	0	13	-	0	21	-
MOZAMBIQUE	0	12,500	-	0	10,668	-
GUINEA	0	19,200	-	0	80,000	-
ANGOLA	88,500	104,000	17.51	148,950	79,680	-46.51
NIGERIA	50,000	75,405	50.81	68,626	122,102	77.92
BENIN	0	1,457	-	0	900	-
UGANDA	1,215	2,226	83.21	3,793	3,538	-6.72
SOUTH AFRICA	2,461,281	2,149,394	-12.67	2,456,718	1,775,063	-27.75
MAURITIUS	77,290	93,637	21.15	106,079	84,774	-20.08
AUSTRALIA	2,282,800	2,279,493	-0.14	2,936,191	2,768,176	-5.72
NEW ZEALAND	180,706	328,738	81.92	316,302	325,550	2.92
MICRONESIA, FEDERATED STATES	80	0	-100.00	131	0	-100.00
GUAM	52	0	-100.00	300	0	-100.00
NEW CALEDONIA	15,000	0	-100.00	18,000	0	-100.00
VANUATU	5,348	111	-97.92	8,807	435	-95.06
AMERICAN SAMOA	2,318	7,247	212.64	9,896	10,240	3.48
FIJI	5,286	2,085	-60.56	14,748	3,211	-78.23
KIRIBATI	817	0	-100.00	1,760	0	-100.00
SAMOA	3,675	818	-77.74	5,701	1,880	-67.02
SOLOMON ISLANDS	44,722	0	-100.00	63,300	0	-100.00
TONGA	641	3,447	437.75	1,248	3,501	180.53
EAST TIMOR	96,025	68,383	-28.79	58,288	33,591	-42.37
UNITED STATES	67,014,617	52,740,003	-21.30	69,804,155	52,344,264	-25.01
CANADA	539,827	548,109	1.53	1,641,205	637,887	-61.13
MEXICO	1,016,794	600,246	-40.97	693,742	422,432	-39.11
PANAMA	79,823	45,817	-42.60	78,484	48,287	-38.48
SURINAME	260	2,214	751.54	788	3,404	331.98
CHILE	3,158,126	1,708,769	-45.89	2,492,892	1,242,601	-50.15

TABEL 5. PERKEMBANGAN EKSPOR INDONESIA MENURUT KOMODITI DAN NEGARA TUJUAN

JENIS BARANG	BERAT BERSIH (KG)		PERUB	NILAI FOB (US \$)		PERUB
	JAN-OKT 2008	JAN-OKT 2009	%	JAN-OKT 2008	JAN-OKT 2009	%
	(1)	(2)	(3)	(4)	(5)	(6)
ARGENTINA	13,860,786	5,190,007	-62.56	10,901,080	3,876,599	-64.44
BRAZIL	741,399	1,641,848	121.45	820,366	1,378,189	68.00
BOLIVIA	75,000	12,500	-83.33	115,250	10,625	-90.78
URUGUAY	418,089	715,780	71.20	488,327	579,417	18.65
PARAGUAY	137,500	538,000	291.27	175,000	433,423	147.67
PERU	851,979	651,127	-23.57	660,608	408,923	-38.10
JAMAICA	107,770	0	-100.00	113,720	0	-100.00
PUERTO RICO	176,478	285,984	62.05	166,213	305,539	83.82
DOMINICAN REPUBLIC	0	25,000	-	0	20,375	-
EL SALVADOR	16,783	0	-100.00	103,763	0	-100.00
COSTA RICA	144,540	116,250	-19.57	178,076	87,463	-50.88
CAPE VERDE	0	50,000	-	0	45,908	-
MARTINIQUE	0	96,597	-	0	138,308	-
GUADELOUPE	0	25,000	-	0	18,625	-
UNITED KINGDOM	4,091,178	2,763,024	-32.46	3,422,408	2,581,119	-24.58
NETHERLANDS	18,385,886	15,135,441	-17.68	11,429,939	7,959,573	-30.36
FRANCE	4,851,427	5,099,269	5.11	4,294,257	4,772,084	11.13
GERMANY, FED. REP. OF	31,632,635	22,105,671	-30.12	19,929,512	14,161,388	-28.94
AUSTRIA	4,603,372	1,417,078	-69.22	3,735,427	1,084,505	-70.97
BELGIUM	5,342,989	1,368,330	-74.39	5,254,641	1,617,113	-69.23
SWITZERLAND	49,249	477,677	869.92	39,098	1,113,766	2,748.65
DENMARK	1,056,945	482,329	-54.37	1,013,815	441,475	-56.45
NORWAY	809,701	893,774	10.38	1,065,833	1,025,774	-3.76
SWEDEN	1,405,660	544,958	-61.23	1,108,061	429,850	-61.21
FINLAND	5,309,945	2,753,836	-48.14	4,247,736	2,544,900	-40.09
IRELAND	30,479	0	-100.00	26,050	0	-100.00
ITALY	6,845,705	3,135,311	-54.20	6,110,342	2,727,513	-55.36
SPAIN	25,900,777	16,104,692	-37.82	26,490,284	13,858,150	-47.69
PORTUGAL	458,360	220,750	-51.84	647,279	201,075	-68.94
GREECE	2,506,468	1,236,598	-50.66	1,933,205	983,274	-49.14
HUNGARY	88,500	293,392	231.52	141,945	232,160	63.56
POLAND	1,671,577	918,759	-45.04	2,302,938	775,621	-66.32
ROMANIA	1,086,401	229,164	-78.91	797,540	165,322	-79.27
BULGARIA	103,000	214,000	107.77	87,497	163,280	86.61
YUGOSLAVIA	315,318	0	-100.00	182,380	0	-100.00
ALBANIA	0	25,500	-	0	14,063	-
AZERBAIJAN	0	26,000	-	0	23,400	-
BELARUS	203,084	0	-100.00	124,460	0	-100.00
KAZAKHSTAN	25,000	0	-100.00	28,000	0	-100.00
UKRAINE	1,808,811	551,923	-69.49	1,303,737	421,613	-67.66
LITHUANIA	100,655	66,946	-33.49	123,120	39,850	-67.63
LATVIA	0	78,000	-	0	15,000	-
ESTONIA	183,800	60,372	-67.15	65,561	34,438	-47.47
GEORGIA	164,000	26,000	-84.15	125,000	5,000	-96.00
CROATIA	71,781	241,714	236.74	76,207	149,563	96.26
BOSNIA AND HERZEGOVINA	44,500	0	-100.00	60,830	0	-100.00
SLOVAKIA	0	92,000	-	0	20,240	-
SLOVENIA	564,878	146,589	-74.05	430,454	75,198	-82.53
CZECH REPUBLIC	73,969	137,131	85.39	113,903	101,898	-10.54
RUSSIA FEDERATION	3,782,760	2,143,278	-43.34	3,516,539	1,212,502	-65.52
-MINUMAN OLAHAN	96,150,232	96,801,314	0.68	61,607,493	49,226,523	-20.10
JAPAN	19,178,664	15,784,746	-17.70	10,025,618	8,680,087	-13.42
HONG KONG	3,011,589	4,966,001	64.90	3,796,001	4,592,706	20.99
KOREA, REPUBLIC OF	48,655	62,241	27.92	78,384	114,417	45.97
TAIWAN	1,408,494	1,007,449	-28.47	1,225,049	929,771	-24.10
CHINA	247,310	15,493	-93.74	207,943	69,469	-66.59
MONGOLIA	28,165	12,299	-56.33	21,256	13,814	-35.01
PAPUA NEW GUINEA	389,566	939,711	141.22	3,419,576	325,543	-90.48
THAILAND	1,908,203	1,382,031	-27.57	1,270,469	961,104	-24.35
SINGAPORE	25,410,352	15,764,297	-37.96	12,307,516	6,917,036	-43.80
PHILIPPINES	2,050,787	3,180,005	55.06	1,248,260	1,867,514	49.61
MALAYSIA	4,240,373	3,796,674	-10.46	6,281,520	3,972,585	-36.76
CAMBODIA	216,973	133,490	-38.48	288,378	99,421	-65.52
BRUNEI DARUSSALAM	1,484,590	2,249,217	51.50	1,236,496	1,197,033	-3.19
VIET NAM	2,023,496	1,730,966	-14.46	3,554,733	2,531,493	-28.79
MALDIVES	239,331	79,670	-66.71	220,130	85,030	-61.37
INDIA	10,697	257,186	2,304.28	22,963	156,318	580.74
PAKISTAN	20,402	29,729	45.72	7,682	13,669	77.94
BANGLADESH	6,570	0	-100.00	3,589	0	-100.00
SRI LANKA	56,400	0	-100.00	49,430	0	-100.00
IRAN (ISLAMIC REPUBLIC OF)	176	0	-100.00	392	0	-100.00
SAUDI ARABIA	568,270	492,817	-13.28	181,941	134,838	-25.89
KUWAIT	0	262	-	0	600	-

TABEL 5. PERKEMBANGAN EKSPOR INDONESIA MENURUT KOMODITI DAN NEGARA TUJUAN

JENIS BARANG	BERAT BERSIH (KG)		PERUB	NILAI FOB (US \$)		PERUB
	JAN-OKT 2008	JAN-OKT 2009	%	JAN-OKT 2008	JAN-OKT 2009	%
	(1)	(2)	(3)	(4)	(5)	(6)
JORDAN	58,362	9,302	-84.06	199,870	10,637	-94.68
LEBANON	20,202	0	-100.00	59,225	0	-100.00
YEMEN	14,780	0	-100.00	3,695	0	-100.00
OMAN	91,378	0	-100.00	59,813	0	-100.00
UNITED ARAB EMIRATES	7,972,028	7,507,783	-5.82	5,624,367	5,859,886	4.19
QATAR	28,208	49,375	75.04	136,253	21,064	-84.54
EGYPT	166,961	29,315	-82.44	81,688	17,745	-78.28
LIBYAN ARAB JAMAHIRIYA	16,735	21,716	29.76	90,448	75,994	-15.98
ALGERIA	0	62,180	-	0	37,800	-
SUDAN	0	17,680	-	0	14,275	-
TANZANIA, UNITED REPUBLIC OF	0	12,000	-	0	1,570	-
MADAGASCAR	0	453	-	0	120	-
KENYA	5,358	31,980	496.86	125,000	18,867	-84.91
MOZAMBIQUE	122	136	11.48	50	72	44.00
TOGO	48,664	2,112	-95.66	38,440	1,866	-95.15
GHANA	35,328	12,800	-63.77	28,750	12,080	-57.98
GUINEA	0	68,486	-	0	64,154	-
ANGOLA	0	17,502	-	0	16,479	-
CAMEROON	0	13	-	0	17	-
NIGERIA	17,681	11	-99.94	6,672	35	-99.48
SIERRA LEONE	35,645	13,094	-63.27	29,010	14,490	-50.05
COTE D'IVOIRE	5,570	0	-100.00	3,220	0	-100.00
SENEGAL	0	12	-	0	11	-
MALI	4,430	0	-100.00	6,225	0	-100.00
BENIN	68,477	47,507	-30.62	50,550	36,726	-27.35
GAMBIA	1,847	909	-50.79	3,599	2,184	-39.32
SEYCHELLES	0	2,299	-	0	6,750	-
UGANDA	68	0	-100.00	215	0	-100.00
SOUTH AFRICA	71,730	0	-100.00	55,354	0	-100.00
MAURITIUS	223	40,016	17,844.39	1,872	31,895	1,603.79
AUSTRALIA	7,317,828	15,352,004	109.79	4,941,851	3,070,014	-37.88
NEW ZEALAND	4,453	4,818	8.20	14,896	13,721	-7.89
MICRONESIA, FEDERATED STATES	35,591	3,593	-89.90	6,836	2,564	-62.49
GUAM	9,568	17,726	85.26	10,800	2,216	-79.48
NEW CALEDONIA	0	4,330	-	0	5,279	-
NORTHERN MARIANA ISLANDS	0	3,329	-	0	10,132	-
VANUATU	208,954	49,813	-76.16	44,748	14,741	-67.06
AMERICAN SAMOA	133,821	134,164	0.26	67,058	84,036	25.32
FIJI	1,676	6,498	287.71	2,390	3,314	38.66
KIRIBATI	0	52	-	0	121	-
MARSHALL ISLANDS	17,957	27,607	53.74	2,085	13,877	565.56
SAMOA	3,491	19	-99.46	5,424	36	-99.34
SOLOMON ISLANDS	440,036	442,542	0.57	145,522	175,447	20.56
TONGA	85,475	16,593	-80.59	57,583	16,787	-70.85
EAST TIMOR	14,146,067	19,781,972	39.84	2,748,097	5,862,907	113.34
UNITED STATES	107,073	646,824	504.10	40,715	258,549	535.02
CANADA	3,065	1,202	-60.78	9,695	1,515	-84.37
SURINAME	0	918	-	0	1,528	-
UNITED KINGDOM	10,994	20,029	82.18	16,468	9,932	-39.69
NETHERLANDS	409,385	333,876	-18.44	814,286	617,153	-24.21
GERMANY, FED. REP. OF	1,277	1,901	48.86	35,676	2,545	-92.87
AUSTRIA	2,204	1,756	-20.33	1,261	2,537	101.19
NORWAY	11,520	0	-100.00	11,952	0	-100.00
SWEDEN	1,627,280	0	-100.00	539,072	0	-100.00
IRELAND	404	201	-50.25	195	106	-45.64
PORTUGAL	359,253	111,857	-68.86	39,241	140,744	258.67
MONTSERRAT	0	6,725	-	0	9,557	-
-ROKOK DAN TEMBAKAU OLAHAN	69,460,972	63,308,028	-8.86	362,239,042	404,317,924	11.62
JAPAN	153,922	119,571	-22.32	1,751,665	1,241,417	-29.13
HONG KONG	19,950	36,103	80.97	118,183	373,424	215.97
KOREA, REPUBLIC OF	1,691	27,489	1,525.61	13,706	133,982	877.54
TAIWAN	8,401	7,684	-8.53	70,440	62,020	-11.95
CHINA	64,351	12,778	-80.14	1,046,990	69,860	-93.33
MACAU	47,000	936	-98.01	211,910	12,641	-94.03
THAILAND	6,381,376	4,600,237	-27.91	27,632,495	24,661,254	-10.75
SINGAPORE	9,515,305	5,169,306	-45.67	81,431,356	51,059,178	-37.30
PHILIPPINES	863,372	661,982	-23.33	5,537,794	6,314,562	14.03
MALAYSIA	9,125,113	10,984,005	20.37	66,041,627	97,059,552	46.97
CAMBODIA	22,660,181	24,529,052	8.25	98,005,857	130,483,204	33.14
BRUNEI DARUSSALAM	52,176	29,118	-44.19	466,772	226,582	-51.46
LAO PEOPLE'S DEMOCRATIC REPL	169	0	-100.00	1,212	0	-100.00
VIET NAM	1,319,282	1,224,050	-7.22	10,435,361	11,239,084	7.70
INDIA	8,094	18,875	133.20	32,056	184,448	475.39

TABEL 5. PERKEMBANGAN EKSPOR INDONESIA MENURUT KOMODITI DAN NEGARA TUJUAN

JENIS BARANG	BERAT BERSIH (KG)		PERUB	NILAI FOB (US \$)		PERUB
	JAN-OKT 2008	JAN-OKT 2009	%	JAN-OKT 2008	JAN-OKT 2009	%
	(1)	(2)	(3)	(4)	(5)	(6)
PAKISTAN	717	79,265	10,955.09	3,398	506,306	14,800.12
BANGLADESH	0	30	-	0	75	-
SRI LANKA	21,707	0	-100.00	299,675	0	-100.00
IRAN (ISLAMIC REPUBLIC OF)	27,231	0	-100.00	298,344	0	-100.00
SAUDI ARABIA	127,254	201,214	58.12	1,489,145	2,842,297	90.87
JORDAN	287,820	72,867	-74.68	1,149,447	307,666	-73.23
LEBANON	70,057	170,536	143.42	276,540	709,340	156.51
YEMEN	82	0	-100.00	94	0	-100.00
SYRIA ARAB REPUBLIC	742	0	-100.00	5,712	0	-100.00
TURKEY	1,709,392	1,534,032	-10.26	6,923,740	6,144,516	-11.25
UNITED ARAB EMIRATES	513,570	171,827	-66.54	2,811,789	965,155	-65.67
QATAR	4,531	4,622	2.01	42,098	41,007	-2.59
BAHRAIN	1,232	1,496	21.43	21,628	17,297	-20.02
CYPRUS	2,111	0	-100.00	38,640	0	-100.00
EGYPT	351,625	383,836	9.16	675,900	855,152	26.52
MOROCCO	0	71,280	-	0	220,968	-
TUNISIA	19,805	1,000	-94.95	41,789	16,000	-61.71
MADAGASCAR	9,000	0	-100.00	8,460	0	-100.00
KENYA	134,318	39,599	-70.52	384,358	232,068	-39.62
NIGERIA	11	99,000	899,900.00	60	569,250	948,650.00
SENEGAL	0	60,023	-	0	93,036	-
SOUTH AFRICA	80,551	444,879	452.29	47,108	2,320,413	4,825.73
MAURITIUS	163	1,054	546.63	1,460	16,200	1,009.59
AUSTRALIA	489,901	482,062	-1.60	2,070,180	1,446,391	-30.13
VANUATU	0	1,746	-	0	10,937	-
EAST TIMOR	238,104	350,271	47.11	2,914,541	4,518,640	55.04
UNITED STATES	5,196,860	4,018,021	-22.68	16,181,132	13,745,038	-15.06
CANADA	1,749	3,652	108.81	33,581	65,926	96.32
MEXICO	89	0	-100.00	487	0	-100.00
HONDURAS	0	18,304	-	0	143,509	-
NICARAGUA	23,374	28,819	23.30	101,993	190,020	86.31
PANAMA	8,528	4,284	-49.77	38,525	68,460	77.70
CHILE	0	7,418	-	0	84,350	-
ARGENTINA	0	617	-	0	6,008	-
BRAZIL	112,738	218,358	93.69	676,049	1,212,033	79.28
COLOMBIA	960	0	-100.00	14,573	0	-100.00
BOLIVIA	5,353	5,178	-3.27	57,575	59,750	3.78
PARAGUAY	353,310	534,650	51.33	2,475,101	4,287,280	73.22
PERU	746	3,217	331.23	5,850	20,540	251.11
BAHAMAS	246	248	0.81	2,659	2,802	5.38
PUERTO RICO	882,000	1,062,000	20.41	1,228,536	1,970,447	60.39
DOMINICAN REPUBLIC	0	287	-	0	7,569	-
ARUBA	143	143	0.00	605	605	0.00
FRENCH POLYNESIA	249	0	-100.00	1,173	0	-100.00
NETHERLANDS ANTILLES	96	0	-100.00	403	0	-100.00
NORFOLK ISLANDS	118,800	0	-100.00	5,940	0	-100.00
GUADELOUPE	719	0	-100.00	10,410	0	-100.00
UNITED KINGDOM	54,785	115,718	111.22	157,970	659,488	317.48
NETHERLANDS	712,824	300,049	-57.91	4,346,396	2,124,784	-51.11
FRANCE	336,359	618,778	83.96	278,687	2,990,940	973.23
GERMANY, FED. REP. OF	990,334	1,106,257	11.71	4,740,892	6,713,377	41.61
AUSTRIA	3,180	1,827	-42.55	34,600	29,770	-13.96
BELGIUM	2,914,947	1,818,460	-37.62	10,805,795	12,138,109	12.33
SWITZERLAND	133,019	16,447	-87.64	471,150	37,401	-92.06
DENMARK	298,491	155,486	-47.91	2,665,410	1,949,424	-26.86
NORWAY	59	0	-100.00	2,267	0	-100.00
SWEDEN	54,673	67,795	24.00	434,902	366,948	-15.63
FINLAND	0	33	-	0	545	-
IRELAND	2	0	-100.00	7	0	-100.00
ITALY	809,958	122,306	-84.90	2,249,017	239,120	-89.37
SPAIN	49,084	159,127	224.19	380,524	689,571	81.22
PORTUGAL	0	24,430	-	0	209,308	-
GREECE	87	0	-100.00	619	0	-100.00
HUNGARY	2,530	39,951	1,479.09	41,750	240,766	476.69
POLAND	144,242	182,296	26.38	656,618	1,029,448	56.78
ROMANIA	1,386	80,998	5,744.01	22,680	453,414	1,899.18
BELARUS	0	126,594	-	0	213,182	-
UKRAINE	71,372	35,340	-50.48	81,181	117,217	44.39
LITHUANIA	140,000	140,556	0.40	56,000	5,769,374	10,202.45
CZECH REPUBLIC	2,518	2,297	-8.78	32,398	21,810	-32.68
RUSSIA FEDERATION	1,724,855	696,262	-59.63	1,644,057	1,505,669	-8.42
-DAGING TERNAK	3,754,877	3,944,006	5.04	15,365,843	16,871,134	9.80
JAPAN	37,126	1,733	-95.33	159,054	30,757	-80.66

TABEL 5. PERKEMBANGAN EKSPOR INDONESIA MENURUT KOMODITI DAN NEGARA TUJUAN

JENIS BARANG	BERAT BERSIH (KG)		PERUB	NILAI FOB (US \$)		PERUB
	JAN-OKT 2008	JAN-OKT 2009	%	JAN-OKT 2008	JAN-OKT 2009	%
	(1)	(2)	(3)	(4)	(5)	(6)
HONG KONG	249,720	242,020	-3.08	400,988	299,343	-25.35
KOREA, REPUBLIC OF	33,893	25,220	-25.59	211,043	91,588	-56.60
TAIWAN	28,098	5,700	-79.71	25,857	3,192	-87.66
CHINA	4,375	126,099	2,782.26	2,188	81,175	3,610.01
SINGAPORE	17,193	22,002	27.97	30,619	20,031	-34.58
MALAYSIA	96,960	29,671	-69.40	32,350	31,737	-1.89
VIET NAM	0	4,800	-	0	4,800	-
TURKEY	16,150	0	-100.00	54,303	0	-100.00
AUSTRALIA	20	0	-100.00	28	0	-100.00
MICRONESIA, FEDERATED STATES	0	397	-	0	624	-
EAST TIMOR	0	11,819	-	0	1,002	-
UNITED STATES	0	17,000	-	0	89,448	-
CANADA	21,648	20,244	-6.49	109,498	114,510	4.58
UNITED KINGDOM	0	9,260	-	0	66,852	-
NETHERLANDS	722,309	17,250	-97.61	3,222,115	70,225	-97.82
FRANCE	462,145	617,565	33.63	2,185,842	3,091,772	41.45
BELGIUM	1,973,356	2,764,914	40.11	8,496,578	12,739,644	49.94
SWITZERLAND	52,520	22,312	-57.52	260,077	104,284	-59.90
SPAIN	31,624	0	-100.00	134,971	0	-100.00
CROATIA	7,740	6,000	-22.48	40,332	30,150	-25.25
-DAGING UNGGAS	80,000	24	-99.97	85,500	1,290	-98.49
JAPAN	0	10	-	0	90	-
VIET NAM	80,000	0	-100.00	85,500	0	-100.00
UNITED STATES	0	14	-	0	1,200	-
-IKAN OLAHAN	159,330,838	165,080,646	3.61	661,298,108	671,810,517	1.59
JAPAN	27,652,860	27,923,300	0.98	120,424,187	129,275,713	7.35
HONG KONG	1,475,320	1,230,738	-16.58	9,041,468	8,199,386	-9.31
KOREA, REPUBLIC OF	6,830,326	7,639,772	11.85	15,270,657	12,035,922	-21.18
TAIWAN	3,320,102	2,945,539	-11.28	5,313,671	3,180,756	-40.14
CHINA	1,315,461	1,319,433	0.30	882,697	2,627,564	197.67
THAILAND	4,550,964	5,213,092	14.55	5,669,302	6,574,767	15.97
SINGAPORE	6,985,726	5,932,582	-15.08	13,629,528	11,886,315	-12.79
PHILIPPINES	196,805	212,142	7.79	266,980	215,822	-19.16
MALAYSIA	5,229,798	4,898,963	-6.33	10,522,587	7,780,114	-26.06
CAMBODIA	60,011	0	-100.00	18,037	0	-100.00
BRUNEI DARUSSALAM	3,990	0	-100.00	4,800	0	-100.00
VIET NAM	903,431	1,014,603	12.31	3,685,233	1,930,476	-47.62
MALDIVES	2,644	1,072	-59.46	5,384	2,573	-52.21
INDIA	0	7,326	-	0	2,930	-
PAKISTAN	0	79,368	-	0	173,852	-
SRI LANKA	4,717,720	4,194,909	-11.08	4,277,653	4,256,226	-0.50
IRAN (ISLAMIC REPUBLIC OF)	0	303,143	-	0	971,572	-
SAUDI ARABIA	3,889,192	3,778,275	-2.85	16,421,739	15,241,730	-7.19
ISRAEL	307,721	89,136	-71.03	647,151	299,253	-53.76
KUWAIT	4,213	177,688	4,117.61	36,508	568,161	1,456.26
JORDAN	1,297,361	1,536,419	18.43	4,971,152	4,949,731	-0.43
LEBANON	58,469	7,803	-86.65	243,593	25,520	-89.52
YEMEN	811,340	1,738,926	114.33	2,186,964	4,930,431	125.45
OMAN	50,000	0	-100.00	48,000	0	-100.00
SYRIA ARAB REPUBLIC	57,000	171,189	200.33	113,733	385,085	238.59
TURKEY	13,808	1,079	-92.19	57,108	1,658	-97.10
UNITED ARAB EMIRATES	203,524	75,055	-63.12	628,852	541,267	-13.93
QATAR	1,090	1,960	79.82	3,052	5,761	88.76
CYPRUS	7,222	7,313	1.26	19,941	22,168	11.17
EGYPT	44,491	743,282	1,570.63	148,020	2,205,169	1,389.78
LIBYAN ARAB JAMAHIRIYA	2,319,823	2,479,332	6.88	8,443,550	8,208,571	-2.78
MOROCCO	148,333	199,890	34.76	259,660	435,223	67.61
TUNISIA	119,567	0	-100.00	405,077	0	-100.00
ALGERIA	104,000	192,945	85.52	296,510	422,831	42.60
SUDAN	19,000	0	-100.00	39,786	0	-100.00
NAMIBIA	270,277	82,200	-69.59	301,053	96,100	-68.08
TANZANIA, UNITED REPUBLIC OF	162,049	105,664	-34.80	157,495	119,620	-24.05
MADAGASCAR	77,500	31,589	-59.24	128,800	56,325	-56.27
REUNION	110,876	92,580	-16.50	464,571	449,674	-3.21
MOZAMBIQUE	46,499	172,822	271.67	50,130	221,528	341.91
BOTSWANA	0	33,548	-	0	75,460	-
EQUATORIAL GUINEA	77,500	203,997	163.22	124,500	363,960	192.34
TOGO	206,690	186,474	-9.78	350,000	343,840	-1.76
GHANA	2,178,664	2,044,245	-6.17	2,796,488	3,178,195	13.65
LIBERIA	170,613	98,408	-42.32	337,745	164,613	-51.26
GUINEA	0	18,900	-	0	36,400	-
ANGOLA	499,084	1,018,584	104.09	839,472	1,117,657	33.14

TABEL 5. PERKEMBANGAN EKSPOR INDONESIA MENURUT KOMODITI DAN NEGARA TUJUAN

JENIS BARANG	BERAT BERSIH (KG)		PERUB	NILAI FOB (US \$)		PERUB
	JAN-OKT 2008	JAN-OKT 2009	%	JAN-OKT 2008	JAN-OKT 2009	%
	(1)	(2)	(3)	(4)	(5)	(6)
CONGO	64,500	281,500	336.43	118,400	569,932	381.36
CAMEROON	589,545	875,959	48.58	911,485	1,472,828	61.59
NIGERIA	322,498	515,459	59.83	643,474	1,042,432	62.00
SIERRA LEONE	232,499	0	-100.00	375,600	0	-100.00
GABON	222,454	178,918	-19.57	351,421	249,389	-29.03
COTE D'IVOIRE	270,224	337,342	24.84	484,124	641,950	32.60
SENEGAL	15,042	0	-100.00	31,130	0	-100.00
MAURITANIA	18,000	18,000	0.00	40,320	42,336	5.00
BENIN	697,500	18,000	-97.42	799,160	45,360	-94.32
GAMBIA	0	37,800	-	0	75,600	-
SOUTH AFRICA	552,260	1,533,409	177.66	1,209,615	2,368,605	95.81
ZIMBABWE	31,000	46,499	50.00	49,200	81,922	66.51
MALAWI	30,998	170,498	450.03	34,674	221,950	540.10
COMOROS	53,500	18,000	-66.36	141,080	46,080	-67.34
MAURITIUS	209,550	43,674	-79.16	309,840	96,269	-68.93
AUSTRALIA	1,460,815	2,371,109	62.31	6,348,826	16,486,968	159.69
NEW ZEALAND	36,126	53,852	49.07	131,748	132,325	0.44
MICRONESIA, FEDERATED STATES	12,653	0	-100.00	24,775	0	-100.00
NEW CALEDONIA	0	1,065	-	0	3,678	-
VANUATU	0	17,799	-	0	19,115	-
BRITISH INDIAN OCEAN TERRITOR	19,000	0	-100.00	40,104	0	-100.00
AMERICAN SAMOA	0	68,646	-	0	92,284	-
SAMOA	201,552	600,738	198.06	252,500	648,728	156.92
EAST TIMOR	766,794	1,151,871	50.22	987,557	1,467,949	48.64
UNITED STATES	51,924,388	50,747,255	-2.27	318,821,565	300,863,385	-5.63
CANADA	1,401,631	1,231,174	-12.16	7,332,360	6,692,131	-8.73
MEXICO	483,903	433,646	-10.39	1,569,029	1,426,708	-9.07
PANAMA	11,000	0	-100.00	33,500	0	-100.00
CHILE	0	17,289	-	0	25,425	-
BRAZIL	0	300	-	0	612	-
TRINIDAD AND TOBAGO	0	125,000	-	0	135,855	-
BAHAMAS	0	18,831	-	0	41,171	-
PUERTO RICO	472,683	435,963	-7.77	2,699,216	2,639,314	-2.22
DOMINICAN REPUBLIC	76,060	99,773	31.18	184,490	186,404	1.04
EL SALVADOR	30,999	0	-100.00	38,200	0	-100.00
HAITI	0	34,638	-	0	48,987	-
DOMINICA	0	14,065	-	0	77,714	-
MARTINIQUE	0	46,967	-	0	167,148	-
NETHERLANDS ANTILLES	28,023	22,880	-18.35	112,570	139,620	24.03
UNITED KINGDOM	2,705,153	3,139,956	16.07	15,095,409	16,966,738	12.40
NETHERLANDS	4,445,147	4,704,254	5.83	20,087,493	23,447,681	16.73
FRANCE	1,287,795	1,213,252	-5.79	3,416,021	3,721,368	8.94
GERMANY, FED. REP. OF	6,621,490	8,797,530	32.86	19,440,122	27,237,116	40.11
AUSTRIA	32,736	11,760	-64.08	96,120	11,895	-87.62
BELGIUM	3,037,338	3,383,572	11.40	15,998,322	17,130,545	7.08
SWITZERLAND	143	414	189.51	71	1,887	2,557.75
DENMARK	198,061	83,289	-57.95	849,512	437,517	-48.50
NORWAY	0	1,067	-	0	2,995	-
SWEDEN	176,297	43,020	-75.60	558,678	382,510	-31.53
FINLAND	20,000	9,020	-54.90	256,000	101,024	-60.54
IRELAND	216,018	18,448	-91.46	1,557,985	39,264	-97.48
ITALY	513,531	749,344	45.92	1,590,037	2,678,769	68.47
SPAIN	385,952	131,696	-65.88	1,738,474	513,372	-70.47
PORTUGAL	24,622	60,000	143.68	9,410	217,200	2,208.18
GREECE	60,129	52,803	-12.18	262,897	208,468	-20.70
DEMOCRATIC REPUBLIC OF THE C	719,422	1,737,208	141.47	1,062,964	2,862,471	169.29
HUNGARY	0	2,074	-	0	3,340	-
POLAND	53,779	34,207	-36.39	149,622	133,098	-11.04
BULGARIA	442,492	277,155	-37.36	1,304,938	864,266	-33.77
ALBANIA	15,345	46,035	200.00	62,100	127,530	105.36
UKRAINE	133,700	19,607	-85.34	420,390	48,182	-88.54
LITHUANIA	0	8,471	-	0	113,659	-
ESTONIA	48,000	0	-100.00	299,640	0	-100.00
CROATIA	145,906	193,124	32.36	462,736	682,860	47.57
MALTA	0	14,580	-	0	42,165	-
SLOVAKIA	22,499	22,504	0.02	11,725	11,702	-0.20
SLOVENIA	205,944	188,578	-8.43	501,620	509,419	1.55
CZECH REPUBLIC	11,342	14,187	25.08	73,670	89,711	21.77
RUSSIA FEDERATION	1,071,736	350,287	-67.32	2,383,355	1,393,672	-41.52
-BERAS GILING	460,166	2,175,879	372.85	290,752	1,610,014	453.74
JAPAN	467	0	-100.00	447	0	-100.00
HONG KONG	16,210	207	-98.72	34,289	313	-99.09
KOREA, REPUBLIC OF	0	25	-	0	30	-

TABEL 5. PERKEMBANGAN EKSPOR INDONESIA MENURUT KOMODITI DAN NEGARA TUJUAN

JENIS BARANG	BERAT BERSIH (KG)		PERUB	NILAI FOB (US \$)		PERUB
	JAN-OKT 2008	JAN-OKT 2009	%	JAN-OKT 2008	JAN-OKT 2009	%
	(1)	(2)	(3)	(4)	(5)	(6)
TAIWAN	173,200	92,400	-46.65	69,673	64,680	-7.17
CHINA	0	16	-	0	1	-
SINGAPORE	139,000	253,000	82.01	108,575	183,590	69.09
MALAYSIA	124,439	9,163	-92.64	73,382	2,798	-96.19
SAUDI ARABIA	6,850	1,278	-81.34	4,386	810	-81.53
SYRIA ARAB REPUBLIC	0	230,000	-	0	138,000	-
TURKEY	0	1,100,000	-	0	862,800	-
KENYA	0	45,000	-	0	21,645	-
AUSTRALIA	0	63,005	-	0	47,716	-
NEW ZEALAND	0	163,660	-	0	132,073	-
UNITED STATES	0	18,000	-	0	23,400	-
PUERTO RICO	0	200,000	-	0	132,000	-
ITALY	0	125	-	0	158	-
-KOPI OLAHAN	146,020	154,861	6.05	511,102	346,079	-32.29
JAPAN	1	38	3,700.00	2	866	43,200.00
KOREA, REPUBLIC OF	0	4	-	0	30	-
TAIWAN	18,000	0	-100.00	55,375	0	-100.00
SINGAPORE	18,009	54,000	199.85	65,490	166,250	153.86
PHILIPPINES	0	6	-	0	33	-
MALAYSIA	15,000	2,605	-82.63	43,635	3,882	-91.10
JORDAN	16,200	0	-100.00	72,775	0	-100.00
LEBANON	8,310	0	-100.00	22,050	0	-100.00
EAST TIMOR	0	53,200	-	0	4,679	-
UNITED STATES	54,000	44,961	-16.74	194,850	170,268	-12.62
BELGIUM	16,500	0	-100.00	56,925	0	-100.00
CZECH REPUBLIC	0	47	-	0	71	-
-TEH OLAHAN	10,752,183	7,868,257	-26.82	28,152,696	22,244,481	-20.99
JAPAN	156,772	157,424	0.42	349,684	460,528	31.70
HONG KONG	1,114	17,912	1,507.90	6,748	37,279	452.45
KOREA, REPUBLIC OF	4,407	1,725	-60.86	12,329	5,074	-58.84
TAIWAN	482,153	1,601,862	232.23	1,174,650	2,563,949	118.27
CHINA	180,141	150,900	-16.23	187,564	153,385	-18.22
MONGOLIA	17,782	14,954	-15.90	102,223	81,183	-20.58
THAILAND	127,603	52,249	-59.05	601,850	216,503	-64.03
SINGAPORE	338,156	392,017	15.93	1,355,375	1,546,233	14.08
PHILIPPINES	186,390	50,471	-72.92	864,924	364,484	-57.86
MALAYSIA	1,377,939	985,404	-28.49	3,823,280	3,241,369	-15.22
CAMBODIA	7,010	1,772	-74.72	36,285	10,358	-71.45
BRUNEI DARUSSALAM	10,115	0	-100.00	5,148	0	-100.00
VIET NAM	342,681	243,036	-29.08	1,702,769	1,263,271	-25.81
INDIA	288,197	71,087	-75.33	242,226	110,000	-54.59
PAKISTAN	843,608	548,331	-35.00	1,476,733	1,002,571	-32.11
SRI LANKA	120,408	0	-100.00	202,023	0	-100.00
AFGHANISTAN	222,916	12,839	-94.24	327,661	17,910	-94.53
IRAN (ISLAMIC REPUBLIC OF)	122,600	111,560	-9.00	227,983	190,499	-16.44
SAUDI ARABIA	101,913	41,876	-58.91	314,580	219,406	-30.25
YEMEN	50,400	0	-100.00	62,359	0	-100.00
TURKEY	0	10,000	-	0	12,500	-
UNITED ARAB EMIRATES	360,650	105,577	-70.73	425,509	139,288	-67.27
QATAR	0	1,553	-	0	549	-
EGYPT	102,660	30,000	-70.78	152,364	36,100	-76.31
KENYA	1	0	-100.00	2	0	-100.00
AUSTRALIA	1,850,547	1,648,168	-10.94	8,299,765	6,682,614	-19.48
NEW ZEALAND	495,930	509,566	2.75	1,911,867	1,816,136	-5.01
NEW CALEDONIA	0	54	-	0	113	-
SAMOA	1,095	0	-100.00	8,690	0	-100.00
SOLOMON ISLANDS	2,862	462	-83.86	9,055	948	-89.53
EAST TIMOR	28,845	17,885	-38.00	31,533	25,141	-20.27
UNITED STATES	980,102	17,102	-98.26	1,220,884	44,967	-96.32
CANADA	228,000	438	-99.81	228,967	1,452	-99.37
SURINAME	6,543	3,240	-50.48	31,656	16,884	-46.66
CHILE	0	10,000	-	0	13,500	-
BRAZIL	1,361	815	-40.12	19,769	32,330	63.54
PUERTO RICO	540	0	-100.00	913	0	-100.00
UNITED KINGDOM	404,853	491,950	21.51	652,060	858,510	31.66
NETHERLANDS	83,634	46,080	-44.90	136,363	209,923	53.94
GERMANY, FED. REP. OF	252,258	209,621	-16.90	295,314	255,966	-13.32
AUSTRIA	0	764	-	0	1,475	-
SWITZERLAND	0	36,196	-	0	106,220	-
SWEDEN	671	0	-100.00	443	0	-100.00
PORTUGAL	0	795	-	0	1,092	-
POLAND	232,167	157,798	-32.03	693,324	272,384	-60.71

TABEL 5. PERKEMBANGAN EKSPOR INDONESIA MENURUT KOMODITI DAN NEGARA TUJUAN

JENIS BARANG	BERAT BERSIH (KG)		PERUB	NILAI FOB (US \$)		PERUB
	JAN-OKT 2008	JAN-OKT 2009	%	JAN-OKT 2008	JAN-OKT 2009	%
	(1)	(2)	(3)	(4)	(5)	(6)
KYRGYZSTAN	24,480	0	-100.00	34,272	0	-100.00
UKRAINE	60,000	0	-100.00	86,940	0	-100.00
LATVIA	22,665	0	-100.00	30,643	0	-100.00
RUSSIA FEDERATION	630,014	114,774	-81.78	805,969	232,387	-71.17
-GULA PASIR	1,178,328	757,745	-35.69	609,150	696,656	14.37
JAPAN	52,345	142,808	172.82	54,926	107,093	94.98
HONG KONG	15,012	18,968	26.35	27,718	32,757	18.18
KOREA, REPUBLIC OF	0	636	-	0	2,193	-
TAIWAN	74	492	564.86	82	535	552.44
THAILAND	1,781	0	-100.00	3,656	0	-100.00
SINGAPORE	72,190	74,500	3.20	20,001	36,183	80.91
MALAYSIA	814,471	246,776	-69.70	188,556	58,207	-69.13
SAUDI ARABIA	1,500	5,105	240.33	892	6,800	662.33
JORDAN	1,427	0	-100.00	3,012	0	-100.00
UNITED ARAB EMIRATES	0	529	-	0	1,995	-
AUSTRALIA	21,005	19,159	-8.79	96,484	45,946	-52.38
NEW CALEDONIA	0	138	-	0	380	-
TONGA	45	0	-100.00	36	0	-100.00
EAST TIMOR	0	1,769	-	0	101	-
UNITED STATES	43,300	71,269	64.59	86,870	237,309	173.18
CANADA	147,978	173,572	17.30	115,062	152,795	32.79
NETHERLANDS	7,200	777	-89.21	11,855	2,625	-77.86
FINLAND	0	1,247	-	0	11,737	-
-GULA LAINNYA	8,476,706	14,057,688	65.84	5,741,128	8,942,472	55.76
JAPAN	109,608	5,891	-94.63	76,951	6,833	-91.12
HONG KONG	53,608	46,688	-12.91	72,800	41,647	-42.79
KOREA, REPUBLIC OF	122,823	289,799	135.95	94,993	289,613	204.88
TAIWAN	165	19,501	11,718.79	102	10,193	9,893.14
CHINA	1,019,180	1,644	-99.84	576,876	2,137	-99.63
PAPUA NEW GUINEA	18,784	9,586	-48.97	19,508	11,990	-38.54
THAILAND	515,556	56,863	-88.97	284,926	45,089	-84.18
SINGAPORE	1,093,712	897,379	-17.95	934,750	831,355	-11.06
PHILIPPINES	72,043	51	-99.93	96,186	4,502	-95.32
MALAYSIA	464,496	375,744	-19.11	449,731	320,157	-28.81
MYANMAR (FORM. BURMA)	0	23,200	-	0	9,696	-
BRUNEI DARUSSALAM	4,289	573	-86.64	11,549	2,121	-81.63
VIET NAM	2,439,435	3,017,419	23.69	1,421,655	1,466,158	3.13
MALDIVES	51,153	864	-98.31	18,082	1,853	-89.75
INDIA	12,136	21,506	77.21	25,959	29,807	14.82
PAKISTAN	5,420	2,500	-53.87	10,801	1,925	-82.18
BANGLADESH	1,000	40,600	3,960.00	1,574	18,035	1,045.81
IRAN (ISLAMIC REPUBLIC OF)	0	596,643	-	0	234,870	-
SAUDI ARABIA	21,639	28,614	32.23	17,201	24,380	41.74
ISRAEL	94,870	341,105	259.55	59,518	218,784	267.59
JORDAN	0	203	-	0	1,727	-
SYRIA ARAB REPUBLIC	49,517	1,977	-96.01	28,080	820	-97.08
TURKEY	181,344	74,000	-59.19	100,751	39,504	-60.79
KENYA	0	24,000	-	0	9,840	-
TOGO	0	96,000	-	0	39,920	-
NIGERIA	0	348,050	-	0	140,610	-
BENIN	0	4,485	-	0	3,915	-
GAMBIA	0	1	-	0	1	-
SEYCHELLES	0	303	-	0	680	-
SOUTH AFRICA	87,933	344,400	291.66	52,356	142,468	172.11
AUSTRALIA	239,187	134,205	-43.89	168,913	102,187	-39.50
NEW ZEALAND	237,893	474,865	99.61	162,888	291,279	78.82
MICRONESIA, FEDERATED STATES	0	62	-	0	60	-
NEW CALEDONIA	0	401	-	0	489	-
VANUATU	7,239	0	-100.00	11,425	0	-100.00
AMERICAN SAMOA	2,018	0	-100.00	2,716	0	-100.00
COOK ISLANDS	0	3,435	-	0	4,598	-
FIJI	164	22,000	13,314.63	500	9,900	1,880.00
SAMOA	479	0	-100.00	1,540	0	-100.00
TONGA	1,114	0	-100.00	1,099	0	-100.00
TUVALU	0	370	-	0	980	-
EAST TIMOR	21,371	9,804	-54.12	16,035	21,094	31.55
UNITED STATES	845,344	5,313,568	528.57	606,729	3,612,238	495.36
CANADA	25,121	345,118	1,273.82	13,775	229,953	1,569.35
GUATEMALA	0	48,000	-	0	21,292	-
SURINAME	408	0	-100.00	1,800	0	-100.00
BRAZIL	0	18,500	-	0	9,138	-
COLOMBIA	0	150	-	0	2	-

TABEL 5. PERKEMBANGAN EKSPOR INDONESIA MENURUT KOMODITI DAN NEGARA TUJUAN

JENIS BARANG	BERAT BERSIH (KG)		PERUB %	NILAI FOB (US \$)		PERUB %
	JAN-OKT 2008	JAN-OKT 2009		JAN-OKT 2008	JAN-OKT 2009	
(1)	(2)	(3)	(4)	(5)	(6)	(7)
UNITED KINGDOM	76,500	30,750	-59.80	42,453	20,197	-52.43
NETHERLANDS	56,686	449,780	693.46	61,670	327,151	430.49
GERMANY, FED. REP. OF	0	39	-	0	156	-
BELGIUM	0	4,946	-	0	10,425	-
SWITZERLAND	130	0	-100.00	295	0	-100.00
NORWAY	284,500	439,580	54.51	161,438	268,253	66.16
FINLAND	0	207	-	0	1,840	-
ITALY	0	280	-	0	60	-
SPAIN	259,841	30,989	-88.07	133,503	17,400	-86.97
PORTUGAL	0	61,050	-	0	43,150	-
-MAKANAN OLAHAN LAINNYA	302,310,572	296,188,570	-2.03	597,345,213	630,319,293	5.52
JAPAN	8,305,142	4,695,497	-43.46	19,550,814	16,701,500	-14.57
HONG KONG	6,457,451	8,016,499	24.14	33,175,546	48,906,727	47.42
KOREA, DEMOCRATIC PEOPLE'S R	31,819	24,084	-24.31	40,462	25,422	-37.17
KOREA, REPUBLIC OF	4,503,576	4,574,770	1.58	7,138,658	7,856,043	10.05
TAIWAN	14,833,599	14,206,264	-4.23	24,154,854	22,216,431	-8.02
CHINA	2,906,299	3,440,994	18.40	7,385,992	9,303,029	25.96
MONGOLIA	59,417	490	-99.18	85,211	2,922	-96.57
MACAU	12,703	21,928	72.62	531,027	222,757	-58.05
PAPUA NEW GUINEA	2,062,745	3,559,780	72.57	3,681,248	9,609,344	161.03
THAILAND	10,895,241	11,344,093	4.12	23,525,524	25,335,811	7.69
SINGAPORE	13,765,513	12,330,060	-10.43	81,685,364	84,980,854	4.03
PHILIPPINES	36,439,960	43,671,960	19.85	61,467,427	73,849,574	20.14
MALAYSIA	49,743,709	51,281,988	3.09	73,665,449	69,820,598	-5.22
MYANMAR (FORM. BURMA)	184,260	144,141	-21.77	400,529	491,660	22.75
CAMBODIA	44,209	346,989	684.88	95,814	1,686,339	1,660.01
BRUNEI DARUSSALAM	2,712,178	2,803,229	3.36	4,966,190	4,891,976	-1.49
LAO PEOPLE'S DEMOCRATIC REPL	51,300	24,000	-53.22	280,630	159,808	-43.05
NEPAL	66,344	4,300	-93.52	98,627	11,290	-88.55
VIET NAM	11,622,155	10,867,677	-6.49	27,294,312	24,744,087	-9.34
MALDIVES	888,801	697,040	-21.58	1,480,302	1,183,408	-20.06
INDIA	1,580,546	1,963,760	24.25	2,568,540	3,045,319	18.56
PAKISTAN	1,139,105	708,705	-37.78	2,993,257	2,348,566	-21.54
BANGLADESH	585,852	589,716	0.66	919,229	1,140,382	24.06
SRI LANKA	327,990	243,035	-25.90	581,023	330,811	-43.06
AFGHANISTAN	79,688	157,258	97.34	215,319	642,743	198.51
IRAQ	0	26,026	-	0	36,573	-
IRAN (ISLAMIC REPUBLIC OF)	15,914	117,910	640.92	46,418	256,276	452.10
SAUDI ARABIA	10,999,398	13,765,382	25.15	26,505,070	37,055,145	39.80
ISRAEL	782,449	1,071,098	36.89	1,185,478	1,429,520	20.59
KUWAIT	489,836	467,695	-4.52	1,088,030	1,109,304	1.96
JORDAN	2,694,284	1,899,129	-29.51	4,865,210	3,615,788	-25.68
LEBANON	280,744	433,174	54.30	728,942	855,597	17.38
YEMEN	392,559	568,899	44.92	501,160	1,175,759	134.61
OMAN	178,059	139,027	-21.92	307,316	311,448	1.34
SYRIA ARAB REPUBLIC	86,341	240,943	179.06	82,460	507,702	515.69
TURKEY	679,233	403,627	-40.58	679,026	438,384	-35.44
UNITED ARAB EMIRATES	5,102,230	4,685,870	-8.16	9,586,039	9,390,554	-2.04
QATAR	203,954	315,774	54.83	388,976	533,799	37.23
BAHRAIN	382,296	509,462	33.26	720,708	878,699	21.92
CYPRUS	31,631	17,848	-43.57	52,275	26,982	-48.38
EGYPT	395,891	703,790	77.77	690,554	1,182,110	71.18
LIBYAN ARAB JAMAHIRIYA	222,654	123,496	-44.53	500,062	404,286	-19.15
MOROCCO	50,606	375,400	641.81	71,528	233,518	226.47
TUNISIA	0	10,000	-	0	1,890	-
ALGERIA	186,612	105,064	-43.70	212,022	91,759	-56.72
SUDAN	5,217	8,128	55.80	14,802	16,260	9.85
ERITREA	0	85,866	-	0	357,720	-
NAMIBIA	24,482	5,769	-76.44	41,895	4,808	-88.52
ETHIOPIA	16,693	5,183	-68.95	27,556	62,626	127.27
TANZANIA, UNITED REPUBLIC OF	120,457	53,932	-55.23	127,246	63,903	-49.78
MADAGASCAR	329,207	477,485	45.04	377,973	550,376	45.61
KENYA	432,797	372,749	-13.87	843,500	658,006	-21.99
REUNION	13,038	0	-100.00	28,546	0	-100.00
TOGO	5,520	16,870	205.62	6,900	80,320	1,064.06
GHANA	476,753	596,558	25.13	859,255	1,043,426	21.43
GUINEA	209,477	249,456	19.09	552,740	907,200	64.13
ANGOLA	257,940	231,511	-10.25	341,996	535,551	56.60
CONGO	0	18,455	-	0	10,528	-
CAMEROON	117,877	38,415	-67.41	146,282	67,002	-54.20
NIGERIA	7,419,287	4,534,332	-38.88	14,797,200	10,566,843	-28.59
SIERRA LEONE	13,944	17,548	25.85	53,063	73,120	37.80
GABON	0	20,982	-	0	17,651	-

TABEL 5. PERKEMBANGAN EKSPOR INDONESIA MENURUT KOMODITI DAN NEGARA TUJUAN

JENIS BARANG	BERAT BERSIH (KG)		PERUB	NILAI FOB (US \$)		PERUB
	JAN-OKT 2008	JAN-OKT 2009	%	JAN-OKT 2008	JAN-OKT 2009	%
	(1)	(2)	(3)	(4)	(5)	(6)
COTE D'IVOIRE	3,835	10,033	161.62	12,450	195,822	1,472.87
SENEGAL	17,812	40,049	124.84	26,561	265,964	901.33
MAURITANIA	13,794	8,249	-40.20	34,856	25,144	-27.86
MALI	38,440	16,626	-56.75	248,510	195,607	-21.29
BENIN	344,373	172,028	-50.05	753,958	271,823	-63.95
GAMBIA	5,634	49,098	771.46	14,757	190,825	1,193.12
SEYCHELLES	61,440	65,925	7.30	154,219	184,880	19.88
UGANDA	5,518	25,195	356.60	17,017	52,472	208.35
NIGER	53,632	10,240	-80.91	39,477	12,000	-69.60
DJIBOUTI	0	7,198	-	0	29,411	-
SAO TOME AND PRINCIPE	9,848	4,995	-49.28	18,107	9,277	-48.77
SOUTH AFRICA	2,062,544	1,579,566	-23.42	3,433,293	2,582,957	-24.77
ZIMBABWE	11,749	11,063	-5.84	15,534	26,560	70.98
MALAWI	8,539	0	-100.00	14,562	0	-100.00
COMOROS	1,023	165	-83.87	3,922	512	-86.95
MAURITIUS	440,054	556,768	26.52	815,228	1,122,465	37.69
ZAIRE	101	0	-100.00	353	0	-100.00
AUSTRALIA	13,118,283	15,311,037	16.72	26,893,266	29,740,856	10.59
NEW ZEALAND	2,728,759	2,892,932	6.02	5,081,660	5,460,799	7.46
MICRONESIA, FEDERATED STATES	82,779	26,905	-67.50	119,069	55,081	-53.74
GUAM	8,213	9,172	11.68	82,868	78,594	-5.16
PALAU	1,733	0	-100.00	9,013	0	-100.00
NAURU	5,674	11,014	94.11	9,568	19,136	100.00
NEW CALEDONIA	106,037	153,415	44.68	208,112	308,523	48.25
NORTHERN MARIANA ISLANDS	7,490	17,572	134.61	14,379	46,458	223.10
VANUATU	135,758	117,421	-13.51	245,531	191,734	-21.91
WALLIS AND FUTUNA ISLANDS	0	1,091	-	0	3,404	-
AMERICAN SAMOA	98,030	70,684	-27.90	166,450	117,399	-29.47
COOK ISLANDS	31,349	50,722	61.80	54,065	78,945	46.02
FIJI	590,845	466,940	-20.97	1,131,584	935,595	-17.32
KIRIBATI	41,617	35,017	-15.86	84,342	81,141	-3.80
MARSHALL ISLANDS	4,839	7,035	45.38	14,063	13,754	-2.20
SAMOA	162,986	119,408	-26.74	304,162	250,289	-17.71
SOLOMON ISLANDS	700,098	630,550	-9.93	1,050,582	1,085,626	3.34
TONGA	810,384	556,107	-31.38	1,082,415	747,527	-30.94
TUVALU	18,566	20,430	10.04	36,812	36,710	-0.28
EAST TIMOR	11,123,642	13,121,023	17.96	8,806,747	13,151,830	49.34
UNITED STATES	30,685,390	21,159,728	-31.04	51,344,425	43,062,117	-16.13
CANADA	2,481,985	1,849,613	-25.48	3,716,822	4,011,736	7.93
MEXICO	1,172,174	890,787	-24.01	2,580,966	1,801,403	-30.20
GUATEMALA	26,474	6,505	-75.43	28,876	8,400	-70.91
PANAMA	13,317	6,750	-49.31	21,583	12,500	-42.08
CUBA	0	3,718	-	0	5,473	-
SURINAME	179,466	136,483	-23.95	335,778	261,830	-22.02
CHILE	79,814	8,216	-89.71	422,544	26,840	-93.65
VENEZUELA	72,838	102,000	40.04	58,450	42,925	-26.56
ARGENTINA	20,982	24,272	15.68	20,829	38,042	82.64
BRAZIL	415,098	1,608,245	287.44	248,173	1,059,100	326.76
COLOMBIA	57,344	64,054	11.70	142,205	175,786	23.61
URUGUAY	19,430	14,054	-27.67	54,391	39,909	-26.63
GUYANA	0	25,129	-	0	35,322	-
TRINIDAD AND TOBAGO	16,314	14,909	-8.61	34,927	42,913	22.86
JAMAICA	9,059	0	-100.00	25,353	0	-100.00
PUERTO RICO	393,836	1,145,088	190.75	606,196	1,525,793	151.70
DOMINICAN REPUBLIC	199,860	202,035	1.09	97,199	61,605	-36.62
COSTA RICA	56,999	48,013	-15.77	53,250	34,809	-34.63
HAITI	0	13,679	-	0	17,480	-
BARBADOS	4,189	5,559	32.70	12,014	14,401	19.87
DOMINICA	34,000	37,537	10.40	10,400	20,265	94.86
FRENCH POLYNESIA	86,323	100,158	16.03	214,353	238,769	11.39
NETHERLANDS ANTILLES	2,615	2,006	-23.29	9,011	13,177	46.23
UNITED KINGDOM	1,529,700	1,751,937	14.53	4,096,898	4,634,922	13.13
NETHERLANDS	16,623,465	13,568,812	-18.38	16,183,254	15,210,425	-6.01
FRANCE	524,696	122,708	-76.61	1,213,418	342,316	-71.79
GERMANY, FED. REP. OF	1,052,738	1,061,426	0.83	2,965,796	3,423,368	15.43
AUSTRIA	121,705	104,594	-14.06	474,096	589,994	24.45
BELGIUM	298,634	361,355	21.00	1,319,977	1,143,769	-13.35
SWITZERLAND	9,833	18,546	88.61	22,896	52,128	127.67
DENMARK	2,576	10,300	299.84	20,823	52,896	154.03
NORWAY	49,043	65,812	34.19	114,126	137,793	20.74
SWEDEN	1,558,360	476,345	-69.43	1,625,364	491,361	-69.77
FINLAND	2,703,418	1,256,046	-53.54	4,154,487	2,138,629	-48.52
IRELAND	10,089	21,997	118.03	27,757	65,529	136.08
ITALY	171,415	244,583	42.68	1,308,174	997,827	-23.72

TABEL 5. PERKEMBANGAN EKSPOR INDONESIA MENURUT KOMODITI DAN NEGARA TUJUAN

JENIS BARANG	BERAT BERSIH (KG)		PERUB	NILAI FOB (US \$)		PERUB
	JAN-OKT 2008	JAN-OKT 2009	%	JAN-OKT 2008	JAN-OKT 2009	%
	(1)	(2)	(3)	(4)	(5)	(6)
SPAIN	3,778,052	2,356,741	-37.62	4,128,858	2,479,604	-39.94
PORTUGAL	647,868	535,725	-17.31	600,173	528,219	-11.99
MONTSEERRAT	0	3,130	-	0	4,455	-
GREECE	105,153	26,527	-74.77	192,101	77,152	-59.84
DEMOCRATIC REPUBLIC OF THE C	169,190	36,279	-78.56	230,917	54,950	-76.20
HUNGARY	15,089	0	-100.00	45,583	0	-100.00
POLAND	121,782	160,711	31.97	347,771	588,625	69.26
ROMANIA	17,413	41,151	136.32	27,801	19,618	-29.43
BULGARIA	108,226	156,717	44.81	346,660	383,002	10.48
YUGOSLAVIA	24,872	0	-100.00	57,869	0	-100.00
ARMENIA	5,082	16,762	229.83	13,060	53,464	309.37
BELARUS	28,800	8,928	-69.00	61,800	21,452	-65.29
KAZAKHSTAN	8,736	17,856	104.40	18,408	42,904	133.07
KYRGYZSTAN	0	3,744	-	0	8,996	-
UKRAINE	140,450	129,777	-7.60	143,261	148,220	3.46
LITHUANIA	319,467	49,862	-84.39	391,812	143,992	-63.25
LATVIA	37,280	4,218	-88.69	74,941	16,226	-78.35
ESTONIA	106,255	56,550	-46.78	161,042	22,620	-85.95
GEORGIA	8,001	0	-100.00	12,798	0	-100.00
CROATIA	84,223	41,847	-50.31	150,949	69,191	-54.16
MALTA	181,016	301,764	66.71	320,253	558,278	74.32
SLOVAKIA	707	159	-77.51	3,903	860	-77.97
SLOVENIA	28,751	5,222	-81.84	120,998	6,932	-94.27
CZECH REPUBLIC	403,318	509,870	26.42	486,069	764,410	57.26
RUSSIA FEDERATION	515,262	585,248	13.58	434,307	867,617	99.77
SEMEN	3,771,004,169	3,666,830,316	-2.76	136,701,971	136,123,125	-0.42
JAPAN	10,933,064	3,610,160	-66.98	727,765	280,204	-61.50
HONG KONG	1,784,000	2,913,200	63.30	174,958	295,218	68.74
TAIWAN	17,100,000	14,535,130	-15.00	1,324,022	1,182,102	-10.72
CHINA	0	40	-	0	10	-
PAPUA NEW GUINEA	0	5,984	-	0	2,300	-
THAILAND	449	10,902	2,328.06	40	1,000	2,400.00
SINGAPORE	80,592,728	35,148,170	-56.39	2,731,948	1,376,765	-49.61
PHILIPPINES	462,000	476,081	3.05	43,976	101,605	131.05
MALAYSIA	367,185,900	432,056,230	17.67	12,695,741	14,669,216	15.54
MYANMAR (FORM. BURMA)	149,000	0	-100.00	21,455	0	-100.00
CAMBODIA	0	245	-	0	675	-
BRUNEI DARUSSALAM	129,038,980	142,536,216	10.46	3,077,937	4,944,443	60.64
VIET NAM	23,588,067	90,000	-99.62	1,654,078	9,372	-99.43
MALDIVES	48,600,000	14,250,359	-70.68	2,219,432	663,450	-70.11
INDIA	220,000	188,772,454	85,705.66	20,236	5,919,723	29,153.42
PAKISTAN	336	0	-100.00	1,276	0	-100.00
BANGLADESH	554,485,750	709,117,997	27.89	15,595,666	20,519,797	31.57
SRI LANKA	937,170,084	624,845,773	-33.33	39,450,569	26,400,144	-33.08
UNITED ARAB EMIRATES	3,000,084	221,223,506	7,273.91	124,545	7,285,847	5,749.97
QATAR	36,300,000	0	-100.00	1,598,900	0	-100.00
BAHRAIN	0	26,003,600	-	0	843,912	-
SUDAN	3,000,000	0	-100.00	159,000	0	-100.00
TANZANIA, UNITED REPUBLIC OF	164,786,123	122,022,187	-25.95	5,240,980	4,113,417	-21.51
MADAGASCAR	62,154,287	190,936,299	207.20	2,431,515	8,191,944	236.91
REUNION	10	625	6,150.00	9	817	8,977.78
MOZAMBIQUE	116,850,360	34,579,651	-70.41	3,881,102	1,123,838	-71.04
EQUATORIAL GUINEA	0	21,000,000	-	0	1,239,000	-
TOGO	173,816,800	112,300,625	-35.39	5,500,301	3,649,105	-33.66
GHANA	545,929,674	133,950,000	-75.46	17,377,018	4,361,571	-74.90
NIGERIA	0	112,000	-	0	11,219	-
SEYCHELLES	14,306,710	12,753,625	-10.86	933,589	484,638	-48.09
COMOROS	0	3,500,812	-	0	192,545	-
MAURITIUS	145,700,175	221,975,431	52.35	6,364,435	8,871,057	39.38
AUSTRALIA	200,676,378	253,349,635	26.25	6,419,300	9,850,842	53.46
NEW ZEALAND	117,849	2,980,000	2,428.66	15,715	458,920	2,820.27
PALAU	305	0	-100.00	253	0	-100.00
NORTHERN MARIANA ISLANDS	0	34,830,524	-	0	1,393,221	-
VANUATU	5,260,500	0	-100.00	245,799	0	-100.00
AMERICAN SAMOA	7,090,000	0	-100.00	345,004	0	-100.00
KIRIBATI	112,000	0	-100.00	8,064	0	-100.00
SAMOA	9,982,000	0	-100.00	466,091	0	-100.00
SOLOMON ISLANDS	2,600,100	0	-100.00	126,632	0	-100.00
TONGA	1,368,560	0	-100.00	67,410	0	-100.00
EAST TIMOR	34,997,826	86,499,385	147.16	2,275,405	6,535,905	187.24
UNITED STATES	127	2,558	1,914.17	679	2,127	213.25
MEXICO	17,592,743	0	-100.00	686,116	0	-100.00
FRENCH POLYNESIA	34,077,500	20,405,477	-40.12	1,566,288	1,120,902	-28.44

TABEL 5. PERKEMBANGAN EKSPOR INDONESIA MENURUT KOMODITI DAN NEGARA TUJUAN

JENIS BARANG	BERAT BERSIH (KG)		PERUB	NILAI FOB (US \$)		PERUB
	JAN-OKT 2008	JAN-OKT 2009	%	JAN-OKT 2008	JAN-OKT 2009	%
	(1)	(2)	(3)	(4)	(5)	(6)
NETHERLANDS	0	24,010	-	0	7,456	-
FRANCE	328	7,047	2,048.48	327	5,388	1,547.71
GERMANY, FED. REP. OF	2,146	36	-98.32	65	133	104.62
BELGIUM	0	70	-	0	5	-
SWEDEN	19,970,548	0	-100.00	1,121,794	0	-100.00
SPAIN	0	48	-	0	25	-
PORTUGAL	0	2,770	-	0	2,010	-
SLOVAKIA	678	1,093	61.21	6,536	11,215	71.59
RUSSIA FEDERATION	0	361	-	0	42	-
-DARI ROTAN	5,530,224	3,048,270	-44.88	15,726,378	10,407,550	-33.82
JAPAN	246,424	197,399	-19.89	1,217,183	1,046,960	-13.98
HONG KONG	0	18	-	0	174	-
KOREA, REPUBLIC OF	812,890	488,826	-39.87	1,990,748	1,148,132	-42.33
TAIWAN	45,421	46,698	2.81	116,366	126,703	8.88
CHINA	1,548	584	-62.27	2,693	900	-66.58
PAPUA NEW GUINEA	2,450	1,127	-54.00	2,266	923	-59.27
THAILAND	9,312	2,537	-72.76	10,519	3,388	-67.79
SINGAPORE	3,180	165	-94.81	6,321	354	-94.40
PHILIPPINES	1,902	88	-95.37	1,883	130	-93.10
MALAYSIA	11,391	16,425	44.19	34,880	30,597	-12.28
BRUNEI DARUSSALAM	1,357	0	-100.00	2,397	0	-100.00
VIET NAM	10,865	0	-100.00	6,579	0	-100.00
MALDIVES	2,574	769	-70.12	19,865	4,920	-75.23
INDIA	9,490	1,348	-85.80	49,867	1,827	-96.34
SRI LANKA	511	0	-100.00	495	0	-100.00
IRAN (ISLAMIC REPUBLIC OF)	1,534	0	-100.00	807	0	-100.00
SAUDI ARABIA	178	18,417	10,246.63	587	51,079	8,601.70
ISRAEL	2,344	332	-85.84	4,613	786	-82.96
KUWAIT	305	0	-100.00	6,466	0	-100.00
JORDAN	1,299	1,710	31.64	1,004	1,541	53.49
LEBANON	129	650	403.88	45	1,831	3,968.89
OMAN	27	45	66.67	422	959	127.25
TURKEY	3,967	5,189	30.80	7,170	2,893	-59.65
UNITED ARAB EMIRATES	4,735	5,391	13.85	42,662	15,397	-63.91
BAHRAIN	321	0	-100.00	203	0	-100.00
CYPRUS	36	79	119.44	44	560	1,172.73
EGYPT	574	19	-96.69	597	132	-77.89
MOROCCO	43	0	-100.00	45	0	-100.00
TUNISIA	22	0	-100.00	46	0	-100.00
ALGERIA	1,028	0	-100.00	626	0	-100.00
SUDAN	103	0	-100.00	300	0	-100.00
NAMIBIA	0	41	-	0	97	-
ETHIOPIA	757	0	-100.00	600	0	-100.00
TANZANIA, UNITED REPUBLIC OF	1,809	0	-100.00	9,292	0	-100.00
MADAGASCAR	8,798	3,867	-56.05	24,869	8,989	-63.85
KENYA	4,000	0	-100.00	8,000	0	-100.00
REUNION	1,072	362	-66.23	804	522	-35.07
ANGOLA	0	857	-	0	944	-
COTE D'IVOIRE	0	125	-	0	255	-
SEYCHELLES	4,921	38,866	689.80	6,928	63,588	817.84
UGANDA	0	9	-	0	46	-
SOUTH AFRICA	6,147	4,836	-21.33	16,131	10,092	-37.44
ZAMBIA	0	24	-	0	100	-
MAURITIUS	738	929	25.88	988	1,341	35.73
VIRGIN ISLANDS (BRITISH)	0	308	-	0	1,010	-
AUSTRALIA	182,679	119,960	-34.33	417,649	272,233	-34.82
NEW ZEALAND	29,256	16,249	-44.46	83,030	47,875	-42.34
NEW CALEDONIA	571	983	72.15	1,297	1,694	30.61
NORTHERN MARIANA ISLANDS	52	0	-100.00	71	0	-100.00
VANUATU	0	30	-	0	119	-
COOK ISLANDS	0	161	-	0	521	-
FIJI	5,646	880	-84.41	49,165	4,492	-90.86
SOLOMON ISLANDS	17	0	-100.00	48	0	-100.00
UNITED STATES	855,163	356,516	-58.31	3,921,200	2,141,517	-45.39
CANADA	14,022	6,062	-56.77	46,823	26,652	-43.08
MEXICO	12,165	1,704	-85.99	11,915	14,692	23.31
GUATEMALA	0	184	-	0	396	-
PANAMA	0	80	-	0	1,584	-
SURINAME	0	717	-	0	3,630	-
CHILE	479	291	-39.25	864	838	-3.01
VENEZUELA	26	324	1,146.15	72	6,355	8,726.39
ARGENTINA	493	610	23.73	831	1,270	52.83
BRAZIL	22,940	5,911	-74.23	83,728	24,407	-70.85

TABEL 5. PERKEMBANGAN EKSPOR INDONESIA MENURUT KOMODITI DAN NEGARA TUJUAN

JENIS BARANG	BERAT BERSIH (KG)		PERUB	NILAI FOB (US \$)		PERUB
	JAN-OKT 2008	JAN-OKT 2009	%	JAN-OKT 2008	JAN-OKT 2009	%
	(1)	(2)	(3)	(4)	(5)	(6)
COLOMBIA	565	0	-100.00	601	0	-100.00
URUGUAY	7	15	114.29	49	12	-75.51
PARAGUAY	38	0	-100.00	78	0	-100.00
BAHAMAS	23	0	-100.00	23	0	-100.00
JAMAICA	745	0	-100.00	1,038	0	-100.00
PUERTO RICO	2,021	293	-85.50	5,671	991	-82.53
DOMINICAN REPUBLIC	5,854	5,257	-10.20	9,149	16,770	83.30
COSTA RICA	156	0	-100.00	574	0	-100.00
ANTIGUA AND BARBUDA	181	0	-100.00	810	0	-100.00
ANGUILLA	0	222	-	0	620	-
ARUBA	0	347	-	0	795	-
FRENCH GUIANA	97	0	-100.00	376	0	-100.00
FRENCH POLYNESIA	3,362	2,934	-12.73	5,181	4,691	-9.46
GRENADA	120	0	-100.00	123	0	-100.00
MARTINIQUE	802	501	-37.53	1,475	806	-45.36
SAINT LUCIA	385	312	-18.96	1,952	450	-76.95
TURKS AND CAICOS ISLANDS	944	0	-100.00	2,017	0	-100.00
GUADELOUPE	524	969	84.92	1,410	1,356	-3.83
SAINT KITTS AND NEVIS	36	0	-100.00	58	0	-100.00
UNITED KINGDOM	1,349,195	88,829	-93.42	2,377,888	386,249	-83.76
NETHERLANDS	1,032,481	951,491	-7.84	2,894,913	2,905,857	0.38
FRANCE	113,729	96,889	-14.81	296,456	248,323	-16.24
GERMANY, FED. REP. OF	243,140	110,079	-54.73	527,631	364,079	-31.00
AUSTRIA	351	66	-81.20	481	114	-76.30
BELGIUM	117,387	235,976	101.02	351,147	722,263	105.69
SWITZERLAND	1,734	2,269	30.85	10,710	10,234	-4.44
DENMARK	26,927	7,618	-71.71	89,395	28,882	-67.69
NORWAY	2,484	2,486	0.08	9,804	4,164	-57.53
SWEDEN	16,320	12,773	-21.73	115,724	79,788	-31.05
FINLAND	16,382	10,704	-34.66	182,167	91,996	-49.50
IRELAND	5,298	730	-86.22	10,513	941	-91.05
ITALY	142,659	28,016	-80.36	243,141	88,547	-63.58
SPAIN	39,724	45,151	13.66	186,077	184,593	-0.80
PORTUGAL	6,303	1,330	-78.90	25,403	639	-97.48
ICELAND	0	714	-	0	2,455	-
GREECE	8,915	12,249	37.40	24,526	13,103	-46.58
HUNGARY	3,352	3,444	2.74	21,295	3,751	-82.39
POLAND	4,151	3,352	-19.25	12,754	14,683	15.12
ROMANIA	504	1,245	147.02	1,951	4,982	155.36
BULGARIA	6,788	519	-92.35	5,694	887	-84.42
YUGOSLAVIA	6,389	7,593	18.84	7,036	5,913	-15.96
KAZAKHSTAN	2,794	1,954	-30.06	8,009	7,579	-5.37
UKRAINE	2,428	0	-100.00	8,552	0	-100.00
LITHUANIA	0	53	-	0	170	-
LATVIA	42	2,794	6,552.38	181	12,438	6,771.82
CROATIA	5,770	10,693	85.32	11,910	13,254	11.28
MALTA	40	0	-100.00	16	0	-100.00
SLOVAKIA	1,234	10,745	770.75	9,000	50,655	462.83
SLOVENIA	827	728	-11.97	3,921	2,886	-26.40
CZECH REPUBLIC	27,365	37,511	37.08	39,714	53,316	34.25
RUSSIA FEDERATION	1,940	717	-63.04	7,780	2,873	-63.07
-DARI BAHAN LAINNYA	12,003,733	9,453,365	-21.25	32,591,967	23,347,890	-28.36
JAPAN	1,024,716	617,019	-39.79	4,676,877	2,989,765	-36.07
HONG KONG	13,882	10,904	-21.45	37,726	39,139	3.75
KOREA, DEMOCRATIC PEOPLE'S R	177	0	-100.00	231	0	-100.00
KOREA, REPUBLIC OF	382,552	271,205	-29.11	899,550	395,344	-56.05
TAIWAN	867,043	940,673	8.49	356,071	362,070	1.68
CHINA	314,676	32,352	-89.72	171,523	51,402	-70.03
MACAU	3	0	-100.00	12	0	-100.00
PAPUA NEW GUINEA	875	2,350	168.57	1,481	1,925	29.98
THAILAND	31,032	38,611	24.42	78,802	90,429	14.75
SINGAPORE	93,927	93,514	-0.44	176,208	145,901	-17.20
PHILIPPINES	7,232	4,960	-31.42	12,957	10,050	-22.44
MALAYSIA	420,028	802,413	91.04	359,662	444,940	23.71
CAMBODIA	3	729	24,200.00	6	662	10,933.33
BRUNEI DARUSSALAM	3,238	2,420	-25.26	3,550	4,589	29.27
LAO PEOPLE'S DEMOCRATIC REPL	0	113	-	0	2,747	-
VIET NAM	162	10	-93.83	2,847	75	-97.37
MALDIVES	51,424	38,342	-25.44	263,280	144,101	-45.27
INDIA	58,069	22,378	-61.46	86,142	87,271	1.31
SRI LANKA	12,379	5,924	-52.14	36,524	16,474	-54.90
IRAN (ISLAMIC REPUBLIC OF)	56,405	22,508	-60.10	67,753	52,084	-23.13
SAUDI ARABIA	46,608	24,170	-48.14	68,085	34,804	-48.88

TABEL 5. PERKEMBANGAN EKSPOR INDONESIA MENURUT KOMODITI DAN NEGARA TUJUAN

JENIS BARANG	BERAT BERSIH (KG)		PERUB	NILAI FOB (US \$)		PERUB
	JAN-OKT 2008	JAN-OKT 2009	%	JAN-OKT 2008	JAN-OKT 2009	%
	(1)	(2)	(3)	(4)	(5)	(6)
ISRAEL	24,708	9,168	-62.89	45,947	8,254	-82.04
KUWAIT	5,798	4,620	-20.32	20,576	9,830	-52.23
JORDAN	7,690	35,081	356.19	9,059	56,640	525.23
LEBANON	5,446	40,645	646.33	10,809	490,559	4,438.43
YEMEN	475	0	-100.00	229	0	-100.00
OMAN	1,327	2,171	63.60	1,280	9,189	617.89
SYRIA ARAB REPUBLIC	0	286	-	0	357	-
TURKEY	28,391	29,051	2.32	53,046	44,457	-16.19
UNITED ARAB EMIRATES	57,717	29,624	-48.67	244,503	140,323	-42.61
QATAR	1,090	128	-88.26	3,854	258	-93.31
BAHRAIN	35,482	36,209	2.05	19,525	12,963	-33.61
CYPRUS	7,523	33,334	343.09	26,737	29,420	10.03
EGYPT	42,351	4,424	-89.55	65,809	8,699	-86.78
LIBYAN ARAB JAMAHIRIYA	70	5,868	8,282.86	24	23,856	99,300.00
MOROCCO	891	5,627	531.54	1,906	24,409	1,180.64
TUNISIA	4,983	5,116	2.67	12,013	45,496	278.72
ALGERIA	0	30	-	0	16	-
NAMIBIA	883	732	-17.10	1,988	629	-68.36
ETHIOPIA	0	47	-	0	75	-
TANZANIA, UNITED REPUBLIC OF	4,194	408	-90.27	16,264	1,893	-88.36
MADAGASCAR	14,431	9,630	-33.27	34,306	37,108	8.17
KENYA	8,043	1,846	-77.05	4,891	5,118	4.64
REUNION	79,884	68,140	-14.70	200,212	157,979	-21.09
MOZAMBIQUE	188	3,644	1,838.30	173	3,866	2,134.68
BOTSWANA	120	138	15.00	408	243	-40.44
ANGOLA	822	7,760	844.04	439	4,491	923.01
CONGO	0	39	-	0	88	-
CAMEROON	0	40	-	0	27	-
NIGERIA	0	5	-	0	8	-
SIERRA LEONE	1,922	0	-100.00	1,596	0	-100.00
GABON	5,270	205	-96.11	14,631	2,879	-80.32
COTE D'IVOIRE	8,561	1,086	-87.31	15,202	3,007	-80.22
SENEGAL	4,744	3,938	-16.99	4,740	2,052	-56.71
BENIN	0	24	-	0	208	-
U.S. VIRGIN ISLANDS	5	2,042	40,740.00	150	6,541	4,260.67
SEYCHELLES	36,156	196,457	443.36	63,967	94,107	47.12
CENTRAL AFRICAN REPUBLIC	0	120	-	0	400	-
DJIBOUTI	251	2,315	822.31	941	5,950	532.31
SOUTH AFRICA	91,047	45,008	-50.57	175,147	104,213	-40.50
ZAMBIA	0	16	-	0	71	-
MAURITIUS	33,328	19,119	-42.63	101,141	48,057	-52.49
VIRGIN ISLANDS (BRITISH)	6,083	5,198	-14.55	10,950	13,893	26.88
AUSTRALIA	1,357,432	728,840	-46.31	1,242,727	800,918	-35.55
NEW ZEALAND	64,837	31,099	-52.04	157,960	89,189	-43.54
MICRONESIA, FEDERATED STATES	1,006	0	-100.00	5,138	0	-100.00
GUAM	4,565	7,252	58.86	18,457	19,349	4.83
PALAU	732	7	-99.04	1,810	157	-91.33
NEW CALEDONIA	42,295	49,947	18.09	86,347	97,660	13.10
NORTHERN MARIANA ISLANDS	119	0	-100.00	160	0	-100.00
SANT VINCENT AND THE GRENAD	6,742	411	-93.90	15,711	506	-96.78
VANUATU	5,040	8,835	75.30	7,066	10,351	46.49
WALLIS AND FUTUNA ISLANDS	1,732	5,854	237.99	3,097	4,839	56.25
AMERICAN SAMOA	0	11	-	0	194	-
COOK ISLANDS	2,012	5,114	154.17	13,469	19,129	42.02
FIJI	17,463	4,389	-74.87	73,556	26,033	-64.61
SAMOA	1,230	5,361	335.85	3,709	8,994	142.49
TONGA	2,842	0	-100.00	4,598	0	-100.00
EAST TIMOR	2,404	6,631	175.83	1,878	14,345	663.84
UNITED STATES	1,948,644	1,267,421	-34.96	10,186,564	6,672,450	-34.50
CANADA	210,772	112,715	-46.52	597,354	350,197	-41.38
MEXICO	70,095	35,134	-49.88	208,992	121,163	-42.03
GUATEMALA	5,634	287	-94.91	7,431	1,243	-83.27
HONDURAS	2,176	7,052	224.08	1,629	9,981	512.71
NICARAGUA	1,253	0	-100.00	1,870	0	-100.00
PANAMA	6,183	9,597	55.22	28,001	25,632	-8.46
CHILE	26,890	19,554	-27.28	73,246	43,263	-40.93
VENEZUELA	19,283	4,075	-78.87	28,403	10,050	-64.62
ARGENTINA	46,811	41,909	-10.47	121,644	94,096	-22.65
BRAZIL	108,534	77,936	-28.19	253,400	269,202	6.24
COLOMBIA	28,718	6,309	-78.03	60,616	22,997	-62.06
URUGUAY	6,728	4,954	-26.37	33,254	14,609	-56.07
PERU	8,917	6,353	-28.75	17,761	20,784	17.02
TRINIDAD AND TOBAGO	886	4,958	459.59	3,826	9,209	140.70
BAHAMAS	21,225	2,564	-87.92	32,770	10,034	-69.38

TABEL 5. PERKEMBANGAN EKSPOR INDONESIA MENURUT KOMODITI DAN NEGARA TUJUAN

JENIS BARANG	BERAT BERSIH (KG)		PERUB	NILAI FOB (US \$)		PERUB
	JAN-OKT 2008	JAN-OKT 2009	%	JAN-OKT 2008	JAN-OKT 2009	%
	(1)	(2)	(3)	(4)	(5)	(6)
JAMAICA	27,454	16,775	-38.90	31,233	25,632	-17.93
PUERTO RICO	6,759	7,628	12.86	17,953	27,667	54.11
BELIZE	933	0	-100.00	3,687	0	-100.00
DOMINICAN REPUBLIC	45,341	40,224	-11.29	119,734	79,617	-33.51
COSTA RICA	28,394	22,458	-20.91	43,039	19,615	-54.43
HAITI	0	7,076	-	0	6,815	-
BARBADOS	6,686	46,935	601.99	11,830	38,575	226.08
ANTIGUA AND BARBUDA	7,225	5,336	-26.15	23,681	11,512	-51.39
ANGUILLA	0	155	-	0	382	-
ARUBA	5,277	34	-99.36	14,771	75	-99.49
BERMUDA	166	263	58.43	792	696	-12.12
CAYMAN ISLANDS	1,722	1,012	-41.23	1,406	1,342	-4.55
DOMINICA	2,037	0	-100.00	5,087	0	-100.00
FRENCH GUIANA	11,408	2,722	-76.14	35,106	3,524	-89.96
FRENCH POLYNESIA	78,257	42,394	-45.83	101,463	60,448	-40.42
GRENADA	2,930	505	-82.76	4,003	2,392	-40.24
MARTINIQUE	19,327	18,546	-4.04	64,369	42,156	-34.51
NETHERLANDS ANTILLES	6,151	5,713	-7.12	25,308	17,546	-30.67
SAINT LUCIA	701	1,804	157.35	2,562	8,281	223.22
TURKS AND CAICOS ISLANDS	7,726	891	-88.47	16,364	2,184	-86.65
GUADELOUPE	22,929	24,549	7.07	68,497	57,549	-15.98
SAINT KITTS AND NEVIS	2,208	2,212	0.18	3,129	3,086	-1.37
UNITED KINGDOM	338,079	510,697	51.06	1,379,359	982,979	-28.74
NETHERLANDS	435,808	293,942	-32.55	1,175,741	567,948	-51.69
FRANCE	646,933	559,350	-13.54	1,428,271	1,269,645	-11.11
GERMANY, FED. REP. OF	601,723	423,513	-29.62	1,288,669	1,616,136	25.41
AUSTRIA	15,898	19,669	23.72	36,175	36,401	0.62
BELGIUM	232,516	221,567	-4.71	634,429	395,205	-37.71
SWITZERLAND	11,635	14,708	26.41	66,372	61,593	-7.20
LUXEMBOURG	0	1	-	0	10	-
DENMARK	37,998	30,881	-18.73	203,847	91,634	-55.05
NORWAY	10,054	4,319	-57.04	28,092	28,164	0.26
SWEDEN	27,544	34,639	25.76	52,049	46,030	-11.56
FINLAND	18,336	7,621	-58.44	70,421	23,728	-66.31
IRELAND	15,847	2,827	-82.16	21,576	2,224	-89.69
ITALY	489,127	368,251	-24.71	1,241,505	1,043,442	-15.95
SPAIN	452,827	310,431	-31.45	1,492,362	837,377	-43.89
PORTUGAL	30,831	29,920	-2.95	114,045	78,333	-31.31
GREECE	115,373	67,452	-41.54	361,279	200,797	-44.42
ANDORRA	3,165	0	-100.00	5,637	0	-100.00
HUNGARY	30,956	58,586	89.26	67,683	186,837	176.05
POLAND	74,977	72,744	-2.98	126,144	148,276	17.55
ROMANIA	12,507	2,496	-80.04	30,380	5,832	-80.80
BULGARIA	20,065	18,984	-5.39	37,786	25,627	-32.18
YUGOSLAVIA	2,286	8,998	293.61	5,993	7,968	32.96
ALBANIA	57	5,546	9,629.82	90	6,157	6,741.11
KAZAKHSTAN	149	0	-100.00	418	0	-100.00
UKRAINE	70,779	2,004	-97.17	100,279	4,952	-95.06
LITHUANIA	2,567	554	-78.42	2,347	1,102	-53.05
LATVIA	122	83,813	68,599.18	315	131,689	41,706.03
ESTONIA	11,224	1,848	-83.54	32,142	4,034	-87.45
CROATIA	32,737	16,895	-48.39	144,301	37,295	-74.15
BOSNIA AND HERZEGOVINA	887	0	-100.00	2,499	0	-100.00
MALTA	12,587	903	-92.83	29,956	3,010	-89.95
SLOVAKIA	38	283	644.74	702	838	19.37
SLOVENIA	6,715	11,202	66.82	2,700	15,611	478.19
CZECH REPUBLIC	3,552	16,386	361.32	8,596	12,865	49.66
SOUTH GEORGIA AND THE SOUTH REP. OF MACEDONIA	243	0	-100.00	208	0	-100.00
RUSSIA FEDERATION	1,084	250	-76.94	1,575	570	-63.81
	25,371	10,350	-59.21	49,816	26,512	-46.78
-DARI ROTAN	114,831,437	93,468,037	-18.60	257,396,555	210,928,046	-18.05
JAPAN	9,839,172	9,098,569	-7.53	27,710,755	27,491,885	-0.79
HONG KONG	87,225	65,871	-24.48	307,166	187,961	-38.81
KOREA, REPUBLIC OF	865,861	1,063,726	22.85	1,787,240	1,732,510	-3.06
TAIWAN	698,351	839,596	20.23	1,268,286	1,372,636	8.23
CHINA	452,300	357,209	-21.02	852,060	988,920	16.06
MACAU	0	205	-	0	568	-
PAPUA NEW GUINEA	22,980	11,615	-49.46	160,306	23,532	-85.32
THAILAND	137,942	248,850	80.40	442,119	750,733	69.80
SINGAPORE	543,211	814,219	49.89	1,948,691	3,111,572	59.67
PHILIPPINES	146,425	95,303	-34.91	277,608	146,467	-47.24
MALAYSIA	2,662,507	3,100,283	16.44	4,545,813	3,388,104	-25.47
MYANMAR (FORM. BURMA)	21	32	52.38	50	60	20.00

TABEL 5. PERKEMBANGAN EKSPOR INDONESIA MENURUT KOMODITI DAN NEGARA TUJUAN

JENIS BARANG	BERAT BERSIH (KG)		PERUB	NILAI FOB (US \$)		PERUB
	JAN-OKT 2008	JAN-OKT 2009	%	JAN-OKT 2008	JAN-OKT 2009	%
	(1)	(2)	(3)	(4)	(5)	(6)
CAMBODIA	4,894	163	-96.67	214,118	575	-99.73
BRUNEI DARUSSALAM	52,087	68,314	31.15	54,999	85,299	55.09
VIET NAM	290,753	181,654	-37.52	2,083,306	1,333,329	-36.00
MALDIVES	148,229	212,432	43.31	442,303	558,427	26.25
INDIA	225,152	226,098	0.42	488,033	732,425	50.08
PAKISTAN	2,548	3,536	38.78	3,224	8,609	167.03
BANGLADESH	0	1,445	-	0	6,877	-
SRI LANKA	45,488	10,664	-76.56	105,835	13,624	-87.13
IRAQ	0	3,000	-	0	8,256	-
IRAN (ISLAMIC REPUBLIC OF)	41,157	45,146	9.69	104,941	132,058	25.84
SAUDI ARABIA	339,709	249,809	-26.46	614,439	875,596	42.50
ISRAEL	126,661	90,470	-28.57	213,426	173,586	-18.67
KUWAIT	259,117	143,422	-44.65	528,869	257,490	-51.31
JORDAN	77,141	47,728	-38.13	231,462	171,733	-25.81
LEBANON	262,404	392,318	49.51	727,073	1,028,808	41.50
YEMEN	15,604	1,550	-90.07	15,647	4,000	-74.44
OMAN	28,484	20,002	-29.78	80,999	84,309	4.09
SYRIA ARAB REPUBLIC	53,402	73,729	38.06	130,069	159,215	22.41
TURKEY	643,433	501,852	-22.00	1,427,257	1,112,720	-22.04
UNITED ARAB EMIRATES	753,618	297,221	-60.56	2,218,697	1,052,677	-52.55
QATAR	88,996	60,961	-31.50	704,275	500,711	-28.90
BAHRAIN	67,783	10,474	-84.55	203,932	40,008	-80.38
CYPRUS	168,392	114,673	-31.90	653,699	502,520	-23.13
EGYPT	336,002	342,241	1.86	981,035	619,429	-36.86
LIBYAN ARAB JAMAHIRIYA	33,474	10,466	-68.73	41,754	11,240	-73.08
MOROCCO	217,415	199,265	-8.35	794,025	569,443	-28.28
TUNISIA	12,537	49,612	295.72	61,955	198,896	221.03
ALGERIA	2,500	30,368	1,114.72	6,856	74,441	985.78
SUDAN	24,158	75,350	211.90	127,290	181,165	42.32
NAMIBIA	21,349	28,612	34.02	38,637	87,764	127.15
TANZANIA, UNITED REPUBLIC OF	69,126	34,588	-49.96	87,396	42,114	-51.81
MADAGASCAR	15,123	11,141	-26.33	32,338	18,262	-43.53
KENYA	19,816	8,606	-56.57	36,306	18,365	-49.42
REUNION	414,635	335,120	-19.18	680,098	666,420	-2.01
MOZAMBIQUE	2,099	67,000	3,092.00	7,680	157,358	1,948.93
BOTSWANA	304	538	76.97	1,030	935	-9.22
EQUATORIAL GUINEA	3,601	4,496	24.85	15,098	4,389	-70.93
TOGO	0	76	-	0	147	-
GHANA	3,681	2,004	-45.56	9,770	10,872	11.28
ANGOLA	35,154	22,643	-35.59	43,025	28,464	-33.84
CONGO	46,314	58,238	25.75	56,125	149,002	165.48
CAMEROON	13,252	615	-95.36	34,704	6,884	-80.16
NIGERIA	5,361	14,644	173.16	81,960	31,703	-61.32
SIERRA LEONE	3,279	0	-100.00	2,722	0	-100.00
GABON	0	3,750	-	0	15,733	-
COTE D'IVOIRE	35,716	23,800	-33.36	49,494	33,439	-32.44
SENEGAL	32,191	8,998	-72.05	127,214	42,975	-66.22
MAURITANIA	0	17,449	-	0	9,735	-
BENIN	18,238	11,471	-37.10	42,147	14,187	-66.34
GAMBIA	6,600	0	-100.00	12,300	0	-100.00
U.S. VIRGIN ISLANDS	163	452	177.30	160	960	500.00
SEYCHELLES	85,496	79,739	-6.73	139,916	333,258	138.18
UGANDA	0	2,808	-	0	14,910	-
DJIBOUTI	4,438	6,431	44.91	18,547	18,923	2.03
SAO TOME AND PRINCIPE	0	2,617	-	0	10,561	-
SOUTH AFRICA	1,201,948	932,876	-22.39	3,423,353	2,545,248	-25.65
ZIMBABWE	2,596	5,694	119.34	11,540	22,068	91.23
ZAMBIA	0	656	-	0	7,790	-
MAURITIUS	191,543	123,095	-35.74	450,338	222,453	-50.60
VIRGIN ISLANDS (BRITISH)	16,392	16,514	0.74	66,548	44,690	-32.85
AUSTRALIA	3,795,663	3,033,648	-20.08	7,878,507	6,679,134	-15.22
NEW ZEALAND	376,915	133,798	-64.50	831,415	292,182	-64.86
GUAM	60,917	36,327	-40.37	104,674	66,628	-36.35
PALAU	3	11,433	381,000.00	15	23,500	156,566.67
NEW CALEDONIA	196,982	137,456	-30.22	365,016	257,737	-29.39
NORTHERN MARIANA ISLANDS	2,000	15,204	660.20	5,232	71,157	1,260.03
SAINT VINCENT AND THE GRENAD	11,012	5,097	-53.71	36,438	15,508	-57.44
VANUATU	23,960	40,527	69.14	38,264	74,861	95.64
WALLIS AND FUTUNA ISLANDS	12,686	2,756	-78.28	23,169	4,135	-82.15
COOK ISLANDS	2,090	2,936	40.48	4,282	14,386	235.96
FIJI	44,300	12,813	-71.08	208,367	62,578	-69.97
SAMOA	2,711	928	-65.77	4,884	240	-95.09
SOLOMON ISLANDS	2,982	3,114	4.43	12,986	15,865	22.17
TONGA	8,216	0	-100.00	17,985	0	-100.00

TABEL 5. PERKEMBANGAN EKSPOR INDONESIA MENURUT KOMODITI DAN NEGARA TUJUAN

JENIS BARANG	BERAT BERSIH (KG)		PERUB	NILAI FOB (US \$)		PERUB
	JAN-OKT 2008	JAN-OKT 2009	%	JAN-OKT 2008	JAN-OKT 2009	%
	(1)	(2)	(3)	(4)	(5)	(6)
EAST TIMOR	72,956	259,322	255.45	118,469	675,884	470.52
UNITED STATES	9,498,603	6,827,427	-28.12	31,651,429	22,809,003	-27.94
CANADA	1,468,701	502,910	-65.76	2,559,710	1,767,424	-30.95
MEXICO	573,653	410,633	-28.42	1,589,732	1,107,131	-30.36
GUATEMALA	40,066	15,798	-60.57	119,134	60,186	-49.48
HONDURAS	7,597	0	-100.00	19,525	0	-100.00
NICARAGUA	3,691	0	-100.00	15,919	0	-100.00
PANAMA	187,527	90,568	-51.70	391,876	225,865	-42.36
CUBA	0	227	-	0	200	-
SURINAME	66,341	29,492	-55.54	114,632	40,877	-64.34
CHILE	223,111	176,658	-20.82	616,608	551,168	-10.61
VENEZUELA	44,547	36,860	-17.26	104,946	97,867	-6.75
ARGENTINA	151,423	62,662	-58.62	353,803	192,119	-45.70
BRAZIL	325,335	129,517	-60.19	855,132	351,332	-58.91
COLOMBIA	75,051	104,684	39.48	288,764	266,244	-7.80
BOLIVIA	7,369	59	-99.20	18,279	491	-97.31
URUGUAY	63,163	44,662	-29.29	216,444	114,767	-46.98
PARAGUAY	7,939	2,508	-68.41	23,396	9,674	-58.65
ECUADOR	78,564	69,227	-11.88	350,143	182,003	-48.02
PERU	118,278	128,743	8.85	309,276	484,615	56.69
GUYANA	2,882	2,160	-25.05	2,945	11,484	289.95
TRINIDAD AND TOBAGO	15,395	11,185	-27.35	38,565	31,941	-17.18
BAHAMAS	431	13,321	2,990.72	430	18,542	4,212.09
JAMAICA	58,254	10,765	-81.52	222,589	24,630	-88.93
PUERTO RICO	63,701	33,166	-47.93	173,889	100,226	-42.36
BELIZE	6,795	1,967	-71.05	35,210	19,639	-44.22
DOMINICAN REPUBLIC	457,585	55,603	-87.85	1,718,345	234,708	-86.34
EL SALVADOR	4,287	0	-100.00	18,331	0	-100.00
COSTA RICA	122,633	32,391	-73.59	468,215	62,142	-86.73
HAITI	0	22	-	0	70	-
BARBADOS	21,399	6,096	-71.51	91,375	12,374	-86.46
ANTIGUA AND BARBUDA	20,353	15,792	-22.41	62,876	59,448	-5.45
ANGUILLA	9,473	4,753	-49.83	720	20,789	2,787.36
ARUBA	54,417	25,010	-54.04	199,603	51,393	-74.25
BERMUDA	100	5,310	5,210.00	532	19,186	3,506.39
CAPE VERDE	0	35,961	-	0	58,008	-
CAYMAN ISLANDS	19,984	4,279	-78.59	7,429	17,050	129.51
DOMINICA	52,843	3,650	-93.09	166,484	6,544	-96.07
FRENCH GUIANA	27,549	39,401	43.02	66,969	75,909	13.35
FRENCH POLYNESIA	290,638	255,361	-12.14	615,948	386,210	-37.30
GRENADA	4,149	5,508	32.75	14,608	23,039	57.71
MARTINIQUE	92,794	98,693	6.36	213,052	275,643	29.38
NETHERLANDS ANTILLES	134,180	156,382	16.55	423,530	383,303	-9.50
SAINT LUCIA	4,723	2,971	-37.10	18,806	13,077	-30.46
TURKS AND CAICOS ISLANDS	16,738	499	-97.02	32,190	1,710	-94.69
GUADELOUPE	138,255	191,282	38.35	444,296	533,663	20.11
SAINT KITTS AND NEVIS	4,141	0	-100.00	6,591	0	-100.00
UNITED KINGDOM	31,515,645	24,593,540	-21.96	23,746,151	18,473,244	-22.21
NETHERLANDS	4,339,273	4,309,544	-0.69	12,979,630	12,671,615	-2.37
FRANCE	3,934,828	3,370,242	-14.35	10,106,284	8,217,028	-18.69
GERMANY, FED. REP. OF	10,822,002	11,608,141	7.26	31,595,080	32,951,001	4.29
AUSTRIA	54,566	93,881	72.05	147,225	185,375	25.91
BELGIUM	3,812,481	3,096,352	-18.78	13,207,519	10,179,773	-22.92
SWITZERLAND	51,582	99,236	92.38	233,329	239,059	2.46
LUXEMBOURG	0	768	-	0	1,341	-
MONACO	0	43	-	0	24	-
DENMARK	463,488	481,567	3.90	2,088,080	1,665,530	-20.24
NORWAY	164,987	237,562	43.99	472,193	870,864	84.43
SWEDEN	394,042	284,537	-27.79	1,188,719	1,361,305	14.52
FINLAND	753,695	527,152	-30.06	2,232,416	1,703,703	-23.68
IRELAND	322,362	192,696	-40.22	789,035	362,201	-54.10
ITALY	4,468,086	3,255,857	-27.13	12,177,150	8,664,576	-28.85
SPAIN	3,488,228	2,240,277	-35.78	10,096,488	6,586,013	-34.77
PORTUGAL	456,338	310,599	-31.94	1,260,008	827,744	-34.31
ICELAND	16,324	4,655	-71.48	42,903	9,815	-77.12
GREECE	1,808,516	1,017,971	-43.71	4,874,470	2,380,987	-51.15
ANDORRA	5,890	0	-100.00	10,498	0	-100.00
DEMOCRATIC REPUBLIC OF THE C	2,734	3,920	43.38	6,238	10,004	60.37
HUNGARY	237,836	71,704	-69.85	715,708	270,405	-62.22
POLAND	1,669,234	1,154,829	-30.82	4,193,249	3,138,137	-25.16
ROMANIA	603,851	293,030	-51.47	1,607,932	787,245	-51.04
BULGARIA	222,907	121,401	-45.54	472,836	238,188	-49.63
YUGOSLAVIA	23,125	15,943	-31.06	60,265	45,189	-25.02
ALBANIA	0	554	-	0	240	-

TABEL 5. PERKEMBANGAN EKSPOR INDONESIA MENURUT KOMODITI DAN NEGARA TUJUAN

JENIS BARANG	BERAT BERSIH (KG)		PERUB	NILAI FOB (US \$)		PERUB
	JAN-OKT 2008	JAN-OKT 2009	%	JAN-OKT 2008	JAN-OKT 2009	%
	(1)	(2)	(3)	(4)	(5)	(6)
ARMENIA	7,337	2,320	-68.38	24,842	10,984	-55.78
BELARUS	0	2,485	-	0	8,636	-
KAZAKHSTAN	30,265	20,736	-31.49	89,811	82,539	-8.10
KYRGYZSTAN	0	63,097	-	0	29,194	-
UKRAINE	897,356	202,332	-77.45	2,579,992	608,406	-76.42
UZBEKISTAN	2,665	0	-100.00	4,086	0	-100.00
LITHUANIA	119,099	35,900	-69.86	296,890	115,834	-60.98
LATVIA	289,284	123,942	-57.16	892,739	506,415	-43.27
ESTONIA	124,140	69,138	-44.31	614,310	240,758	-60.81
GEORGIA	21,880	0	-100.00	42,414	0	-100.00
CROATIA	151,277	112,393	-25.70	360,831	350,870	-2.76
BOSNIA AND HERZEGOVINA	232	0	-100.00	940	0	-100.00
MALTA	11,964	7,930	-33.72	42,184	24,351	-42.27
SLOVAKIA	711,201	29,289	-95.88	137,374	19,376	-85.90
SLOVENIA	355,777	132,471	-62.77	851,605	364,681	-57.18
CZECH REPUBLIC	92,263	92,130	-0.14	217,403	243,516	12.01
REP. OF MACEDONIA	3,813	0	-100.00	11,935	0	-100.00
RUSSIA FEDERATION	1,177,265	864,239	-26.59	4,605,756	3,274,368	-28.91
-DARI BAHAN LAINNYA	569,325,316	464,998,695	-18.32	1,338,393,797	1,128,538,322	-15.68
JAPAN	77,070,012	72,659,877	-5.72	140,254,532	139,870,709	-0.27
HONG KONG	647,155	450,126	-30.45	2,189,921	1,662,890	-24.07
KOREA, DEMOCRATIC PEOPLE'S R	27,119	0	-100.00	22,507	0	-100.00
KOREA, REPUBLIC OF	10,922,353	9,082,732	-16.84	22,642,036	19,887,728	-12.16
TAIWAN	8,005,041	6,807,747	-14.96	19,132,443	16,416,491	-14.20
CHINA	3,945,821	3,232,313	-18.08	5,790,816	4,856,823	-16.13
MONGOLIA	9,148	0	-100.00	15,739	0	-100.00
MACAU	37,040	103,010	178.10	144,956	383,736	164.73
PAPUA NEW GUINEA	21,382	11,433	-46.53	41,208	16,019	-61.13
THAILAND	588,792	540,874	-8.14	1,557,973	1,387,679	-10.93
SINGAPORE	5,616,670	4,495,775	-19.96	12,826,778	10,874,329	-15.22
PHILIPPINES	1,622,079	1,214,116	-25.15	1,847,185	1,182,917	-35.96
MALAYSIA	22,142,022	19,280,108	-12.93	25,149,589	24,981,833	-0.67
MYANMAR (FORM. BURMA)	725	0	-100.00	17,573	0	-100.00
CAMBODIA	15,963	34,837	118.24	52,450	35,583	-32.16
BRUNEI DARUSSALAM	298,713	206,936	-30.72	423,072	284,957	-32.65
LAO PEOPLE'S DEMOCRATIC REPL	0	182	-	0	4,389	-
VIET NAM	306,933	128,851	-58.02	1,054,250	321,232	-69.53
MALDIVES	1,355,773	1,078,978	-20.42	3,404,288	2,425,531	-28.75
INDIA	1,872,948	2,025,454	8.14	2,788,298	2,822,797	1.24
PAKISTAN	196,141	12,463	-93.65	146,199	26,154	-82.11
BANGLADESH	31,466	49,926	58.67	36,073	129,601	259.27
SRI LANKA	594,159	503,595	-15.24	564,469	443,504	-21.43
AFGHANISTAN	20,276	0	-100.00	18,215	0	-100.00
IRAN (ISLAMIC REPUBLIC OF)	381,626	296,788	-22.23	1,027,557	764,101	-25.64
SAUDI ARABIA	2,559,271	2,011,835	-21.39	3,173,774	2,570,965	-18.99
ISRAEL	1,397,761	1,221,535	-12.61	2,827,154	2,462,835	-12.89
KUWAIT	1,980,091	1,195,368	-39.63	2,774,395	1,670,511	-39.79
JORDAN	350,196	243,378	-30.50	747,832	424,512	-43.23
LEBANON	908,804	748,604	-17.63	1,626,913	1,743,953	7.19
YEMEN	652,277	399,425	-38.76	752,857	575,326	-23.58
OMAN	452,765	238,536	-47.32	506,845	307,841	-39.26
SYRIA ARAB REPUBLIC	130,153	119,529	-8.16	423,162	259,777	-38.61
TURKEY	1,709,186	1,222,821	-28.46	6,071,969	4,884,776	-19.55
UNITED ARAB EMIRATES	47,182,129	25,043,925	-46.92	35,993,341	20,204,588	-43.87
QATAR	450,625	134,817	-70.08	863,542	300,045	-65.25
BAHRAIN	644,198	358,838	-44.30	1,090,819	960,694	-11.93
CYPRUS	442,836	250,206	-43.50	1,810,324	1,175,764	-35.05
EGYPT	865,692	597,354	-31.00	1,586,255	963,844	-39.24
LIBYAN ARAB JAMAHIRIYA	213,094	798,347	274.65	216,741	839,787	287.46
MOROCCO	691,212	770,712	11.50	1,042,077	1,123,097	7.77
TUNISIA	50,506	87,434	73.12	327,417	516,219	57.66
ALGERIA	163,222	115,640	-29.15	184,985	216,048	16.79
SUDAN	459,079	274,974	-40.10	556,982	325,460	-41.57
NAMIBIA	234,222	312,318	33.34	212,426	285,422	34.36
ETHIOPIA	134,951	81,803	-39.38	153,440	103,608	-32.48
TANZANIA, UNITED REPUBLIC OF	731,813	803,793	9.84	791,325	779,621	-1.48
MADAGASCAR	44,513	73,982	66.20	127,258	53,578	-57.90
KENYA	526,670	359,782	-31.69	578,907	409,622	-29.24
REUNION	4,030,517	1,338,507	-66.79	5,289,591	4,542,483	-14.12
MOZAMBIQUE	73,725	84,801	15.02	151,000	230,033	52.34
BOTSWANA	23,733	299	-98.74	25,202	520	-97.94
EQUATORIAL GUINEA	69,084	6,739	-90.25	65,283	6,580	-89.92
TOGO	34,091	50,531	48.22	128,927	39,154	-69.63

TABEL 5. PERKEMBANGAN EKSPOR INDONESIA MENURUT KOMODITI DAN NEGARA TUJUAN

JENIS BARANG	BERAT BERSIH (KG)		PERUB	NILAI FOB (US \$)		PERUB
	JAN-OKT 2008	JAN-OKT 2009	%	JAN-OKT 2008	JAN-OKT 2009	%
	(1)	(2)	(3)	(4)	(5)	(6)
GHANA	285,908	63,623	-77.75	376,501	104,330	-72.29
GUINEA	0	20,546	-	0	39,778	-
ANGOLA	835,576	947,606	13.41	720,344	1,235,393	71.50
CONGO	248,138	73,268	-70.47	343,607	327,071	-4.81
CAMEROON	259,619	77,406	-70.18	228,112	55,660	-75.60
NIGERIA	122,336	94,361	-22.87	249,004	220,716	-11.36
SIERRA LEONE	8,000	16,911	111.39	7,549	23,065	205.54
GABON	68,215	38,543	-43.50	105,040	95,709	-8.88
COTE D'IVOIRE	123,197	35,977	-70.80	137,795	52,568	-61.85
SENEGAL	70,008	31,658	-54.78	162,503	77,413	-52.36
MAURITANIA	0	22,171	-	0	16,555	-
MALI	31,441	0	-100.00	88,036	0	-100.00
BENIN	616,580	377,906	-38.71	800,955	630,497	-21.28
U.S. VIRGIN ISLANDS	116,322	107,971	-7.18	255,297	225,102	-11.83
SEYCHELLES	266,858	284,394	6.57	725,865	850,371	17.15
UGANDA	30,796	10,101	-67.20	37,005	13,136	-64.50
NIGER	6,179	3,655	-40.85	10,667	5,120	-52.00
DJIBOUTI	914,070	770,633	-15.69	566,873	477,530	-15.76
SAO TOME AND PRINCIPE	3,805	563	-85.20	4,089	200	-95.11
SWAZILAND	5,270	0	-100.00	8,143	0	-100.00
SOUTH AFRICA	4,337,322	3,506,252	-19.16	7,979,395	6,667,167	-16.45
ZAMBIA	53,337	11,317	-78.78	62,515	13,306	-78.72
MAURITIUS	887,287	665,184	-25.03	2,718,503	1,270,521	-53.26
RWANDA	145,720	80,172	-44.98	173,145	102,604	-40.74
VIRGIN ISLANDS (BRITISH)	34,458	57,316	66.34	97,769	175,437	79.44
AUSTRALIA	23,787,983	19,839,850	-16.60	45,032,526	36,473,529	-19.01
NEW ZEALAND	2,423,729	1,803,259	-25.60	5,961,319	4,463,318	-25.13
MICRONESIA, FEDERATED STATES	377	681	80.64	1,925	665	-65.45
GUAM	68,227	16,178	-76.29	127,696	45,423	-64.43
PALAU	2,555	275	-89.24	3,041	566	-81.39
NEW CALEDONIA	864,499	553,221	-36.01	1,544,573	925,720	-40.07
NORTHERN MARIANA ISLANDS	199	0	-100.00	3,680	0	-100.00
SAINT VINCENT AND THE GRENAD	77,037	70,439	-8.56	218,530	184,835	-15.42
VANUATU	40,340	64,621	60.19	91,588	76,299	-16.69
WALLIS AND FUTUNA ISLANDS	26,413	31,879	20.69	52,056	54,682	5.04
AMERICAN SAMOA	0	4,559	-	0	38,191	-
COOK ISLANDS	1,799	12,372	587.72	28,799	30,761	6.81
FIJI	271,055	149,910	-44.69	1,144,920	956,921	-16.42
SAMOA	3,882	9,283	139.13	7,185	14,253	98.37
SOLOMON ISLANDS	6,824	0	-100.00	19,048	0	-100.00
TONGA	13,339	0	-100.00	11,809	0	-100.00
EAST TIMOR	144,850	275,801	90.40	148,099	217,869	47.11
UNITED STATES	131,360,765	111,026,462	-15.48	412,148,052	352,104,894	-14.57
CANADA	9,301,468	5,022,737	-46.00	24,655,580	15,201,910	-38.34
MEXICO	1,078,846	646,798	-40.05	3,038,464	1,916,482	-36.93
GUATEMALA	366,769	108,958	-70.29	741,177	267,452	-63.92
HONDURAS	48,739	26,595	-45.43	59,217	36,801	-37.85
NICARAGUA	12,230	369	-96.98	29,052	752	-97.41
PANAMA	785,205	271,845	-65.38	1,271,703	555,491	-56.32
CUBA	5,912	0	-100.00	14,039	0	-100.00
SURINAME	132,023	112,796	-14.56	236,311	180,256	-23.72
CHILE	275,591	140,298	-49.09	585,017	360,682	-38.35
VENEZUELA	155,924	118,737	-23.85	335,641	295,941	-11.83
ARGENTINA	888,383	406,350	-54.26	1,895,162	939,426	-50.43
BRAZIL	368,690	306,225	-16.94	799,342	598,816	-25.09
COLOMBIA	193,727	161,729	-16.52	349,888	331,442	-5.27
BOLIVIA	0	1,538	-	0	13,764	-
URUGUAY	112,946	100,996	-10.58	365,409	241,176	-34.00
PARAGUAY	0	9,261	-	0	14,121	-
ECUADOR	24,650	85,590	247.22	164,885	210,997	27.97
PERU	74,149	67,933	-8.38	176,371	197,665	12.07
GUYANA	2,852	0	-100.00	3,823	0	-100.00
TRINIDAD AND TOBAGO	145,815	104,193	-28.54	380,401	236,757	-37.76
BAHAMAS	59,423	32,571	-45.19	109,282	56,871	-47.96
JAMAICA	284,239	202,259	-28.84	621,728	881,572	41.79
PUERTO RICO	1,067,488	593,893	-44.37	2,375,732	1,409,600	-40.67
BELIZE	341	5,003	1,367.16	955	10,966	1,048.27
DOMINICAN REPUBLIC	1,021,710	405,153	-60.35	2,849,873	1,142,250	-59.92
EL SALVADOR	34,107	0	-100.00	75,792	0	-100.00
COSTA RICA	201,864	94,518	-53.18	521,803	158,997	-69.53
HAITI	9,200	19,912	116.43	24,578	39,111	59.13
BARBADOS	108,338	63,740	-41.17	276,274	85,250	-69.14
ANTIGUA AND BARBUDA	8,114	65,173	703.22	40,820	80,088	96.20
ANGUILLA	67,076	26,422	-60.61	122,769	48,668	-60.36

TABEL 5. PERKEMBANGAN EKSPOR INDONESIA MENURUT KOMODITI DAN NEGARA TUJUAN

JENIS BARANG	BERAT BERSIH (KG)		PERUB	NILAI FOB (US \$)		PERUB
	JAN-OKT 2008	JAN-OKT 2009	%	JAN-OKT 2008	JAN-OKT 2009	%
	(1)	(2)	(3)	(4)	(5)	(6)
ARUBA	186,068	118,107	-36.52	353,770	211,217	-40.30
BERMUDA	24,397	38,183	56.51	81,507	100,020	22.71
CAPE VERDE	0	1,659	-	0	3,060	-
CAYMAN ISLANDS	26,222	28,168	7.42	80,257	79,572	-0.85
DOMINICA	34,389	40,080	16.55	73,274	81,795	11.63
FRENCH GUIANA	192,187	99,676	-48.14	358,777	183,931	-48.73
FRENCH POLYNESIA	833,584	612,380	-26.54	1,533,258	877,762	-42.75
GRENADA	18,346	12,748	-30.51	41,760	50,835	21.73
MARTINIQUE	595,912	296,701	-50.21	1,084,423	521,855	-51.88
NETHERLANDS ANTILLES	581,165	407,158	-29.94	1,517,507	1,394,072	-8.13
NORFOLK ISLANDS	22,091	0	-100.00	48,297	0	-100.00
SAINT LUCIA	12,584	8,270	-34.28	57,662	31,947	-44.60
TURKS AND CAICOS ISLANDS	55,865	17,781	-68.17	119,927	28,893	-75.91
GUADELOUPE	495,808	374,615	-24.44	1,106,182	699,808	-36.74
SAINT KITTS AND NEVIS	9,796	4,089	-58.26	50,678	13,478	-73.40
UNITED KINGDOM	21,928,412	21,624,709	-1.38	65,567,409	57,949,062	-11.62
NETHERLANDS	33,027,985	28,470,923	-13.80	94,963,098	75,395,679	-20.61
FRANCE	28,479,992	20,306,417	-28.70	74,685,028	57,463,735	-23.06
GERMANY, FED. REP. OF	15,036,735	30,798,096	104.82	45,449,320	78,240,920	72.15
AUSTRIA	229,063	354,923	54.95	866,154	1,039,499	20.01
BELGIUM	20,252,209	13,921,270	-31.26	62,014,288	45,481,593	-26.66
SWITZERLAND	529,907	604,970	14.17	2,368,023	1,957,721	-17.33
LUXEMBOURG	4,155	902	-78.29	8,843	11,028	24.71
GIBRALTAR	3,799	0	-100.00	15,593	0	-100.00
DENMARK	4,885,680	3,141,997	-35.69	18,442,070	10,944,656	-40.65
NORWAY	1,826,750	1,437,790	-21.29	5,005,627	3,946,231	-21.16
SWEDEN	2,973,692	2,074,377	-30.24	9,176,507	6,296,333	-31.39
FINLAND	1,516,141	611,037	-59.70	5,809,474	2,511,902	-56.76
IRELAND	3,137,512	1,429,645	-54.43	8,052,463	3,797,653	-52.84
ITALY	12,979,561	8,811,190	-32.11	33,544,149	26,074,739	-22.27
SPAIN	17,300,183	9,684,264	-44.02	40,295,159	22,679,270	-43.72
PORTUGAL	3,472,939	1,512,602	-56.45	5,063,316	2,874,580	-43.23
ICELAND	88,590	36,986	-58.25	227,729	107,364	-52.85
GREECE	3,207,521	1,984,335	-38.13	7,871,526	4,927,686	-37.40
ANDORRA	6,263	0	-100.00	22,630	0	-100.00
DEMOCRATIC REPUBLIC OF THE C	75,557	125,257	65.78	66,031	152,872	131.52
HUNGARY	290,214	148,778	-48.74	533,780	346,548	-35.08
POLAND	1,174,749	982,771	-16.34	2,744,792	2,360,805	-13.99
ROMANIA	378,203	298,903	-20.97	577,012	550,301	-4.63
BULGARIA	336,558	210,192	-37.55	679,736	374,578	-44.89
YUGOSLAVIA	67,811	38,036	-43.91	132,339	65,256	-50.69
ALBANIA	23,569	13,504	-42.70	84,585	11,805	-86.04
ARMENIA	279,316	18,830	-93.26	371,602	23,543	-93.66
AZERBAIJAN	11,385	0	-100.00	47,517	0	-100.00
KAZAKHSTAN	404	11,839	2,830.45	2,349	36,426	1,450.70
UKRAINE	391,729	303,360	-22.56	1,058,170	955,187	-9.73
LITHUANIA	162,172	54,696	-66.27	570,279	297,626	-47.81
LATVIA	729,206	631,544	-13.39	1,299,323	1,328,789	2.27
ESTONIA	307,113	93,534	-69.54	1,376,688	358,669	-73.95
GEORGIA	54,843	30,328	-44.70	127,382	84,523	-33.65
CROATIA	610,933	195,326	-68.03	1,046,949	540,385	-48.38
BOSNIA AND HERZEGOVINA	2,164	0	-100.00	6,754	0	-100.00
MALTA	146,142	148,087	1.33	375,508	368,540	-1.86
SLOVAKIA	134,182	102,061	-23.94	233,621	315,247	34.94
SLOVENIA	399,373	223,416	-44.06	1,103,520	659,964	-40.19
CZECH REPUBLIC	565,788	472,956	-16.41	1,810,906	1,238,951	-31.58
SOUTH GEORGIA AND THE SOUTH	488	0	-100.00	417	0	-100.00
RUSSIA FEDERATION	872,007	509,359	-41.59	2,415,336	1,954,266	-19.09
-AN ORGANIK	4,041,452,050	1,296,308,395	-67.92	665,193,112	316,145,454	-52.47
JAPAN	211,143,329	127,786,135	-39.48	75,284,597	35,948,081	-52.25
HONG KONG	349,691	384,327	9.90	180,524	80,292	-55.52
KOREA, DEMOCRATIC PEOPLE'S R	7,941,850	0	-100.00	5,281,330	0	-100.00
KOREA, REPUBLIC OF	349,931,472	344,388,324	-1.58	120,562,240	73,218,537	-39.27
TAIWAN	356,306,671	221,951,292	-37.71	136,870,803	53,421,862	-60.97
CHINA	2,521,694,691	78,415,276	-96.89	97,814,712	19,112,400	-80.46
PAPUA NEW GUINEA	165,999	144,000	-13.25	37,853	22,388	-40.86
THAILAND	120,605,673	85,275,911	-29.29	44,402,738	21,929,430	-50.61
SINGAPORE	34,070,495	26,664,537	-21.74	12,576,669	9,068,500	-27.89
PHILIPPINES	71,367,831	93,316,080	30.75	27,397,608	19,321,524	-29.48
MALAYSIA	74,741,919	43,453,134	-41.86	33,258,928	12,537,048	-62.30
MYANMAR (FORM. BURMA)	300,200	430,500	43.40	111,699	126,657	13.39
BRUNEI DARUSSALAM	6,969,200	9,742,000	39.79	1,507,531	2,537,375	68.31
VIET NAM	48,442,683	34,336,342	-29.12	22,281,103	10,340,892	-53.59

TABEL 5. PERKEMBANGAN EKSPOR INDONESIA MENURUT KOMODITI DAN NEGARA TUJUAN

JENIS BARANG	BERAT BERSIH (KG)		PERUB	NILAI FOB (US \$)		PERUB
	JAN-OKT 2008	JAN-OKT 2009	%	JAN-OKT 2008	JAN-OKT 2009	%
	(1)	(2)	(3)	(4)	(5)	(6)
MALDIVES	6,506	2,623	-59.68	5,625	1,230	-78.13
INDIA	60,453,049	87,469,768	44.69	22,933,356	20,243,713	-11.73
PAKISTAN	3,600,576	1,627,821	-54.79	1,354,911	780,300	-42.41
BANGLADESH	11,000,945	16,909,942	53.71	2,183,067	3,334,151	52.73
SRI LANKA	7,364,597	5,795,092	-21.31	1,691,999	1,347,475	-20.36
IRAN (ISLAMIC REPUBLIC OF)	100,000	0	-100.00	114,000	0	-100.00
SAUDI ARABIA	480,040	223,120	-53.52	666,618	466,204	-30.06
LEBANON	0	18,500	-	0	39,225	-
OMAN	0	202,045	-	0	17,105	-
SYRIA ARAB REPUBLIC	0	4,321	-	0	10,736	-
TURKEY	1,277,066	14,317	-98.88	348,327	34,108	-90.21
UNITED ARAB EMIRATES	1,186,222	126,011	-89.38	1,899,382	403,897	-78.74
QATAR	21,900	502,989	2,196.75	8,450	136,371	1,513.86
BAHRAIN	1,589,400	628,800	-60.44	1,907,808	636,680	-66.63
EGYPT	2,146,140	23,000	-98.93	429,411	13,765	-96.79
SUDAN	107,250	64,350	-40.00	24,668	14,243	-42.26
TANZANIA, UNITED REPUBLIC OF	10,025,000	7,390,999	-26.27	1,390,763	595,694	-57.17
MADAGASCAR	436,300	422,399	-3.19	84,933	114,019	34.25
KENYA	4,790,000	6,843,811	42.88	595,096	896,906	50.72
CONGO	0	1,542	-	0	4,935	-
CAMEROON	0	144,000	-	0	83,605	-
NIGERIA	844,341	1,047,048	24.01	980,673	776,098	-20.86
SOUTH AFRICA	538,340	250,132	-53.54	328,327	359,914	9.62
ZAMBIA	0	18,000	-	0	4,938	-
MAURITIUS	1,929,264	3,681,253	90.81	282,763	413,619	46.28
AUSTRALIA	79,495,111	40,402,174	-49.18	29,316,865	11,862,082	-59.54
NEW ZEALAND	2,068,304	3,880,563	87.62	2,401,899	1,373,655	-42.81
NEW CALEDONIA	410	150	-63.41	1,950	433	-77.79
FIJI	2,025,000	50,000	-97.53	394,875	7,850	-98.01
EAST TIMOR	15,270	43,311	183.63	9,485	30,211	218.51
UNITED STATES	21,240,727	13,787,345	-35.09	7,050,326	4,388,598	-37.75
CANADA	291,122	74,916	-74.27	263,222	27,643	-89.50
MEXICO	20,000	11,569,200	57,746.00	38,000	2,212,735	5,722.99
PANAMA	0	1,237,000	-	0	424,291	-
CHILE	18,648,978	5,010,962	-73.13	4,941,979	1,312,872	-73.43
VENEZUELA	0	60,000	-	0	112,560	-
ARGENTINA	0	27,879	-	0	32,043	-
BRAZIL	20,000	0	-100.00	38,000	0	-100.00
PERU	0	16,924,060	-	0	4,434,256	-
TRINIDAD AND TOBAGO	0	85,440	-	0	19,502	-
NETHERLANDS ANTILLES	72	0	-100.00	183	0	-100.00
UNITED KINGDOM	860,233	1,129,325	31.28	812,121	347,048	-57.27
NETHERLANDS	216,201	89,284	-58.70	223,961	38,265	-82.91
FRANCE	519,041	43,000	-91.72	531,975	18,335	-96.55
GERMANY, FED. REP. OF	341,419	148,972	-56.37	327,600	164,728	-49.72
AUSTRIA	21	1	-95.24	300	50	-83.33
BELGIUM	479,123	318,096	-33.61	520,392	129,016	-75.21
SWITZERLAND	1	0	-100.00	19	0	-100.00
DENMARK	120,000	140,000	16.67	125,100	58,200	-53.48
NORWAY	0	180,000	-	0	80,670	-
SWEDEN	40,000	21,202	-47.00	43,000	12,149	-71.75
FINLAND	297,412	5	-100.00	368,666	1,500	-99.59
IRELAND	60,000	0	-100.00	67,400	0	-100.00
ITALY	1,094,000	724,309	-33.79	1,016,452	314,187	-69.09
SPAIN	552,000	556,000	0.72	628,685	260,360	-58.59
POLAND	483,000	44,000	-90.89	504,345	20,020	-96.03
BULGARIA	20,000	0	-100.00	9,600	0	-100.00
KAZAKHSTAN	15,960	15,960	0.00	16,000	34,600	116.25
LITHUANIA	80,000	0	-100.00	91,600	0	-100.00
LATVIA	0	5,500	-	0	11,970	-
GEORGIA	400,000	0	-100.00	456,000	0	-100.00
SLOVAKIA	120,000	40,000	-66.67	194,040	21,708	-88.81
SLOVENIA	5	0	-100.00	560	0	-100.00
-ORGANIK	1,945,565,454	1,772,691,699	-8.89	1,641,391,241	1,306,879,240	-20.38
JAPAN	253,117,589	99,101,486	-60.85	142,429,568	95,095,648	-33.23
HONG KONG	17,434,749	8,481,885	-51.35	26,718,991	11,543,634	-56.80
KOREA, DEMOCRATIC PEOPLE'S R	468,108	119,676	-74.43	641,398	197,303	-69.24
KOREA, REPUBLIC OF	140,048,779	52,344,222	-62.62	101,422,774	46,365,119	-54.29
TAIWAN	223,265,114	99,329,216	-55.51	58,550,851	48,879,398	-16.52
CHINA	293,965,132	569,698,165	93.80	282,306,147	354,780,873	25.67
MONGOLIA	28	0	-100.00	210	0	-100.00
MACAU	31,658	241,184	661.84	3,740	287,640	7,590.91
PAPUA NEW GUINEA	15,138	32,841	116.94	29,455	63,465	115.46

TABEL 5. PERKEMBANGAN EKSPOR INDONESIA MENURUT KOMODITI DAN NEGARA TUJUAN

JENIS BARANG	BERAT BERSIH (KG)		PERUB	NILAI FOB (US \$)		PERUB
	JAN-OKT 2008	JAN-OKT 2009	%	JAN-OKT 2008	JAN-OKT 2009	%
	(1)	(2)	(3)	(4)	(5)	(6)
THAILAND	199,795,809	148,768,782	-25.54	152,469,700	90,229,592	-40.82
SINGAPORE	55,595,743	32,486,078	-41.57	61,699,912	32,192,606	-47.82
PHILIPPINES	48,864,765	53,466,696	9.42	34,400,969	32,337,461	-6.00
MALAYSIA	303,369,355	258,138,951	-14.91	210,308,585	137,819,745	-34.47
MYANMAR (FORM. BURMA)	599,862	974,308	62.42	672,079	778,802	15.88
CAMBODIA	1,621,106	482,629	-70.23	2,153,993	808,548	-62.46
BRUNEI DARUSSALAM	61,129	26,025	-57.43	128,032	83,880	-34.49
NEPAL	114,517	0	-100.00	126,279	0	-100.00
VIET NAM	61,205,541	61,700,003	0.81	65,735,081	41,056,185	-37.54
MALDIVES	4,967	3,676	-25.99	5,378	7,880	46.52
INDIA	43,786,597	75,081,139	71.47	52,513,536	64,066,365	22.00
PAKISTAN	7,670,894	7,322,436	-4.54	10,891,303	11,153,373	2.41
BANGLADESH	5,009,133	3,192,636	-36.26	5,888,014	2,826,085	-52.00
SRI LANKA	3,689,277	2,230,681	-39.54	4,980,609	3,843,436	-22.83
AFGHANISTAN	0	38,166	-	0	146,595	-
IRAN (ISLAMIC REPUBLIC OF)	3,740,310	4,950,083	32.34	5,645,426	5,440,777	-3.63
SAUDI ARABIA	5,670,409	37,025,341	552.96	7,023,274	27,743,523	295.02
ISRAEL	995,967	1,722,877	72.99	1,667,694	2,317,955	38.99
KUWAIT	24,148	6,053,946	24,970.18	119,675	4,626,103	3,765.56
JORDAN	690,558	1,295,842	87.65	917,152	1,032,113	12.53
LEBANON	105,000	122,500	16.67	198,156	166,928	-15.76
YEMEN	3,854	42,571	1,004.59	2,865	29,498	929.60
OMAN	19,660	0	-100.00	51,698	0	-100.00
SYRIA ARAB REPUBLIC	731,822	1,172,090	60.16	622,069	1,204,864	93.69
TURKEY	10,264,847	5,927,629	-42.25	15,621,420	6,824,248	-56.31
UNITED ARAB EMIRATES	7,222,988	1,244,670	-82.77	10,632,115	1,637,637	-84.60
QATAR	13,856	8,855	-36.09	45,665	28,372	-37.87
CYPRUS	34,999	0	-100.00	53,816	0	-100.00
EGYPT	4,715,749	4,418,491	-6.30	4,836,818	3,632,403	-24.90
LIBYAN ARAB JAMAHIRIYA	3,534	45,018	1,173.85	18,655	55,150	195.63
MOROCCO	43,200	280,980	550.42	22,832	188,535	725.75
TUNISIA	84,600	0	-100.00	113,132	0	-100.00
ALGERIA	2,172,100	333,500	-84.65	1,524,314	160,880	-89.45
SUDAN	524,754	1,259,608	140.04	1,129,201	768,137	-31.98
ETHIOPIA	0	221,600	-	0	117,756	-
TANZANIA, UNITED REPUBLIC OF	766,700	534,400	-30.30	933,214	243,590	-73.90
MADAGASCAR	230,947	275,612	19.34	390,099	480,896	23.28
KENYA	498,096	499,379	0.26	746,506	726,567	-2.67
REUNION	0	36,160	-	0	41,028	-
MOZAMBIQUE	100,000	104,000	4.00	160,400	58,200	-63.72
TOGO	21,600	5,114	-76.32	11,872	4,579	-61.43
GHANA	652,140	715,230	9.67	565,001	581,718	2.96
LIBERIA	23,392	0	-100.00	34,929	0	-100.00
ANGOLA	3,240,000	1,965,600	-39.33	1,976,400	922,104	-53.34
CAMEROON	141,600	368,436	160.19	190,604	210,799	10.60
NIGERIA	19,131,497	11,341,709	-40.72	20,604,368	11,199,087	-45.65
SIERRA LEONE	249,477	108,864	-56.36	370,020	169,466	-54.20
COTE D'IVOIRE	1,204,251	324,230	-73.08	1,413,480	3,233,189	128.74
SENEGAL	0	36,600	-	0	282,985	-
BENIN	100,250	37,085	-63.01	82,275	109,603	33.22
UGANDA	0	300	-	0	31,667	-
DJIBOUTI	40,900	648,325	1,485.15	48,691	505,416	938.01
SWAZILAND	626	0	-100.00	71,030	0	-100.00
SOUTH AFRICA	4,795,050	8,492,987	77.12	6,626,855	6,728,608	1.54
MALAWI	686,000	325,500	-52.55	1,055,890	177,180	-83.22
MAURITIUS	83,436	824,797	888.54	109,816	351,780	220.34
AUSTRALIA	19,792,091	13,540,382	-31.59	31,531,690	15,200,573	-51.79
NEW ZEALAND	3,105,454	1,688,299	-45.63	4,109,022	2,287,430	-44.33
GUAM	15,618	15,618	0.00	22,197	24,209	9.06
NEW CALEDONIA	32	119	271.88	144	339	135.42
VANUATU	873	0	-100.00	1,443	0	-100.00
AMERICAN SAMOA	0	21,718	-	0	40,521	-
FIJI	165	760	360.61	320	980	206.25
SAMOA	0	41,209	-	0	19,114	-
SOLOMON ISLANDS	7,098	0	-100.00	16,432	0	-100.00
TONGA	34	0	-100.00	27	0	-100.00
EAST TIMOR	19,747	45,109	128.43	10,789	19,738	82.95
UNITED STATES	39,248,578	38,997,414	-0.64	65,836,198	46,236,302	-29.77
CANADA	4,873,916	5,982,130	22.74	7,175,401	5,923,689	-17.44
MEXICO	850,075	1,804,138	112.23	1,713,453	2,166,500	26.44
GUATEMALA	196,100	163,879	-16.43	118,889	72,749	-38.81
PANAMA	22,000	6,000	-72.73	46,570	76,345	63.94
SURINAME	0	163	-	0	675	-
CHILE	871,849	368,498	-57.73	638,712	405,191	-36.56

TABEL 5. PERKEMBANGAN EKSPOR INDONESIA MENURUT KOMODITI DAN NEGARA TUJUAN

JENIS BARANG	BERAT BERSIH (KG)		PERUB	NILAI FOB (US \$)		PERUB
	JAN-OKT 2008	JAN-OKT 2009	%	JAN-OKT 2008	JAN-OKT 2009	%
	(1)	(2)	(3)	(4)	(5)	(6)
VENEZUELA	149,131	391,200	162.32	254,948	258,245	1.29
ARGENTINA	1,745,838	2,175,106	24.59	2,176,298	2,099,509	-3.53
BRAZIL	4,102,840	6,292,659	53.37	6,314,482	8,285,941	31.22
COLOMBIA	1,031,554	1,255,188	21.68	1,847,467	1,323,329	-28.37
BOLIVIA	39,000	19,000	-51.28	112,575	45,165	-59.88
URUGUAY	46,200	40,400	-12.55	667,458	541,482	-18.87
PARAGUAY	86,400	83,200	-3.70	48,325	39,715	-17.82
ECUADOR	108,000	14,400	-86.67	117,900	19,675	-83.31
PERU	612,420	778,606	27.14	685,398	814,002	18.76
TRINIDAD AND TOBAGO	174	0	-100.00	1,375	0	-100.00
JAMAICA	14,837	39,493	166.18	23,902	45,959	92.28
DOMINICAN REPUBLIC	18,000	180,950	905.28	35,608	203,805	472.36
EL SALVADOR	22,300	2,000	-91.03	50,706	26,326	-48.08
COSTA RICA	600	0	-100.00	4,288	0	-100.00
DOMINICA	21,600	41,600	92.59	11,818	19,067	61.34
GRENADA	84,000	0	-100.00	90,750	0	-100.00
UNITED KINGDOM	6,550,463	5,562,337	-15.08	10,353,196	7,154,957	-30.89
NETHERLANDS	45,231,485	48,723,556	7.72	63,139,660	50,683,673	-19.73
FRANCE	1,396,420	2,677,424	91.73	2,693,785	2,931,395	8.82
GERMANY, FED. REP. OF	12,993,945	16,163,506	24.39	25,479,173	24,860,233	-2.43
AUSTRIA	332	0	-100.00	16,504	0	-100.00
BELGIUM	28,396,931	13,343,500	-53.01	50,055,414	28,043,831	-43.97
SWITZERLAND	232,108	41,340	-82.19	612,531	261,726	-57.27
DENMARK	1,442,310	4,157,740	188.27	1,285,545	3,344,511	160.16
NORWAY	782,144	388,359	-50.35	915,692	437,672	-52.20
SWEDEN	1,176,539	2,240,071	90.39	1,748,512	2,456,434	40.49
FINLAND	2,141,500	1,546,000	-27.81	2,991,990	2,269,595	-24.14
IRELAND	174,227	175,302	0.62	767,487	445,734	-41.92
ITALY	5,510,895	4,197,073	-23.84	8,595,485	4,174,195	-51.44
SPAIN	10,414,766	15,345,301	47.34	15,247,107	15,933,955	4.50
PORTUGAL	487,997	349,120	-28.46	737,352	291,964	-60.40
GREECE	2,614,058	632,195	-75.82	3,177,887	665,449	-79.06
DEMOCRATIC REPUBLIC OF THE C	342,026	251,000	-26.61	515,324	265,147	-48.55
HUNGARY	44,100	102,903	133.34	116,793	256,837	119.91
POLAND	5,541,999	2,926,495	-47.19	7,930,472	4,392,130	-44.62
ROMANIA	182,096	227,500	24.93	272,851	275,627	1.02
BULGARIA	301,473	352,297	16.86	503,665	346,665	-31.17
YUGOSLAVIA	21,600	0	-100.00	12,312	0	-100.00
BELARUS	39,960	39,960	0.00	22,378	21,479	-4.02
TAJKISTAN	10,000	0	-100.00	23,700	0	-100.00
TURKMENISTAN	50,750	0	-100.00	242,278	0	-100.00
UKRAINE	1,221,400	1,749,000	43.20	2,279,781	2,419,100	6.11
LITHUANIA	939,478	2,852,460	203.62	1,717,422	2,198,953	28.04
LATVIA	35,000	4,315	-87.67	57,560	3,668	-93.63
ESTONIA	506,896	53,500	-89.45	576,878	66,324	-88.50
CROATIA	614	87,500	14,150.81	1,500	127,935	8,429.00
SLOVENIA	907,496	569,000	-37.30	1,393,253	880,604	-36.80
CZECH REPUBLIC	194,100	646,224	232.93	289,233	646,968	123.68
RUSSIA FEDERATION	9,830,515	7,266,673	-26.08	14,239,905	8,228,930	-42.21
-LAINNYA	182,433,018	149,967,055	-17.80	161,591,888	77,928,502	-51.77
JAPAN	9,038,274	2,510	-99.97	8,182,807	77,030	-99.06
HONG KONG	346,181	6,002,499	1,633.92	486,513	3,910,034	703.69
KOREA, REPUBLIC OF	55,834,681	64,613,814	15.72	51,783,328	33,907,085	-34.52
TAIWAN	438,704	17,966	-95.90	676,913	39,646	-94.14
CHINA	790,178	498,584	-36.90	1,002,990	595,377	-40.64
THAILAND	58,366,355	499,838	-99.14	55,420,168	619,503	-98.88
SINGAPORE	28,801,245	70,849,022	145.99	21,875,755	32,921,062	50.49
PHILIPPINES	858,213	1,356,176	58.02	1,005,580	1,446,915	43.89
MALAYSIA	22,492,550	297,860	-98.68	16,394,335	492,391	-97.00
CAMBODIA	0	14	-	0	150	-
BRUNEI DARUSSALAM	17,014	34,062	100.20	18,440	32,516	76.33
VIET NAM	45,791	23,025	-49.72	142,668	61,527	-56.87
MALDIVES	311	0	-100.00	239	0	-100.00
INDIA	3,796	17,981	373.68	14,580	9,693	-33.52
PAKISTAN	21,498	0	-100.00	25,497	0	-100.00
BANGLADESH	47,999	61,962	29.09	80,840	132,448	63.84
SRI LANKA	12,347	2,568	-79.20	29,678	5,015	-83.10
IRAN (ISLAMIC REPUBLIC OF)	0	58	-	0	5	-
JORDAN	24,000	27,153	13.14	50,000	35,585	-28.83
LEBANON	29,316	14,475	-50.62	47,471	28,053	-40.90
YEMEN	169	84,313	49,789.35	351	146,033	41,504.84
TURKEY	14,136	0	-100.00	19,543	0	-100.00
UNITED ARAB EMIRATES	288	5,304,089	1,841,597.57	1,073	3,159,263	294,332.71

TABEL 5. PERKEMBANGAN EKSPOR INDONESIA MENURUT KOMODITI DAN NEGARA TUJUAN

JENIS BARANG	BERAT BERSIH (KG)		PERUB	NILAI FOB (US \$)		PERUB
	JAN-OKT 2008	JAN-OKT 2009	%	JAN-OKT 2008	JAN-OKT 2009	%
	(1)	(2)	(3)	(4)	(5)	(6)
MADAGASCAR	0	59	-	0	30	-
CONGO	0	10,110	-	0	32,354	-
MAURITIUS	0	12,112	-	0	23,140	-
AUSTRALIA	232,517	80,371	-65.43	314,499	128,297	-59.21
NEW ZEALAND	2,862	135	-95.28	9,646	214	-97.78
FIJI	379	11,893	3,037.99	1,606	20,250	1,160.90
EAST TIMOR	0	113,960	-	0	22,374	-
UNITED STATES	5,010,734	15,620	-99.69	3,980,107	34,712	-99.13
CANADA	28	0	-100.00	91	0	-100.00
URUGUAY	0	7,800	-	0	28,626	-
UNITED KINGDOM	3,022	0	-100.00	4,225	0	-100.00
NETHERLANDS	11	50	354.55	10	30	200.00
FRANCE	11	0	-100.00	70	0	-100.00
GERMANY, FED. REP. OF	403	22	-94.54	22,535	7	-99.97
AUSTRIA	0	32	-	0	1,200	-
ITALY	5	6,922	138,340.00	330	17,937	5,335.45
PUPUK	265,104,062	437,745,586	65.12	159,690,672	162,855,379	1.98
JAPAN	34,952,975	21,807,290	-37.61	5,472,179	3,274,817	-40.16
HONG KONG	374	1,324	254.01	2,416	2,262	-6.37
KOREA, REPUBLIC OF	1,054,170	7,102,932	573.79	114,153	2,269,248	1,887.90
TAIWAN	1,029,250	14,335,663	1,292.83	196,264	4,187,318	2,033.51
CHINA	108,758	6,416,500	5,799.80	80,260	3,796,950	4,630.81
PAPUA NEW GUINEA	0	39,999	-	0	23,000	-
THAILAND	33,519,905	44,604,858	33.07	24,128,989	11,903,520	-50.67
SINGAPORE	731,112	1,560,337	113.42	730,235	435,777	-40.32
PHILIPPINES	20,480,615	62,855,202	206.90	10,744,240	17,040,483	58.60
MALAYSIA	31,243,057	107,750,142	244.88	23,283,861	42,508,447	82.57
MYANMAR (FORM. BURMA)	1,057,226	15,077,090	1,326.10	512,931	4,428,443	763.36
CAMBODIA	309,670	2,808	-99.09	21,918	13,559	-38.14
BRUNEI DARUSSALAM	60,631	0	-100.00	3,028	0	-100.00
VIET NAM	5,135,399	59,900,451	1,066.42	2,265,666	17,932,452	691.49
MALDIVES	5,428	0	-100.00	4,132	0	-100.00
INDIA	78,351,669	40,533,364	-48.27	60,311,613	32,070,356	-46.83
BANGLADESH	3,039,922	112,999	-96.28	1,000,720	65,854	-93.42
KUWAIT	0	47,999	-	0	22,112	-
JORDAN	66,000	0	-100.00	47,520	0	-100.00
OMAN	379,500	215,050	-43.33	58,920	23,076	-60.84
TURKEY	0	60,000	-	0	45,055	-
UNITED ARAB EMIRATES	285,799	94,000	-67.11	45,820	19,462	-57.53
EGYPT	60,000	40,000	-33.33	39,855	30,785	-22.76
MADAGASCAR	1,786,647	0	-100.00	1,010,584	0	-100.00
KENYA	1,984,737	1,839,999	-7.29	1,585,950	976,707	-38.42
GAMBIA	0	7,500,000	-	0	1,087,500	-
SOUTH AFRICA	39,600	150,000	278.79	20,800	116,637	460.75
AUSTRALIA	7,983,287	5,171,498	-35.22	3,083,881	1,830,316	-40.65
NEW ZEALAND	2,003,833	2,459,996	22.76	665,777	550,288	-17.35
EAST TIMOR	441	99,275	22,411.34	479	52,231	10,804.18
UNITED STATES	21,636,246	312,049	-98.56	10,705,481	110,861	-98.96
CANADA	0	20,000	-	0	2,000	-
MEXICO	0	21,114,947	-	0	5,278,736	-
BRAZIL	107,730	100,000	-7.18	410,153	81,500	-80.13
COLOMBIA	15,828,084	15,828,084	0.00	12,504,186	12,504,186	0.00
NETHERLANDS	20,000	57,450	187.25	10,905	35,760	227.92
FRANCE	682,000	220,000	-67.74	161,964	34,980	-78.40
LUXEMBOURG	0	1,000	-	0	157	-
SWEDEN	20,000	0	-100.00	770	0	-100.00
IRELAND	352,000	264,000	-25.00	117,040	72,600	-37.97
MALTA	0	49,280	-	0	27,944	-
RUSSIA FEDERATION	787,997	0	-100.00	347,982	0	-100.00
PRODUK PHARMASI	10,029,511	9,768,646	-2.60	164,323,632	168,630,919	2.62
JAPAN	161,576	231,015	42.98	12,210,615	20,274,964	66.04
HONG KONG	145,518	176,691	21.42	2,724,816	3,460,430	27.00
KOREA, REPUBLIC OF	122,320	94,336	-22.88	24,466,679	16,236,512	-33.64
TAIWAN	6,912	18,083	161.62	201,783	789,492	291.26
CHINA	93,387	69,637	-25.43	1,155,317	586,099	-49.27
MONGOLIA	48,187	84,898	76.18	360,894	504,442	39.78
MACAU	1,994	29,493	1,379.09	67,059	51,289	-23.52
PAPUA NEW GUINEA	8,458	1,648	-80.52	219,825	42,606	-80.62
THAILAND	1,035,314	1,405,781	35.78	15,618,053	14,695,621	-5.91
SINGAPORE	503,987	434,391	-13.81	4,429,902	4,218,648	-4.77
PHILIPPINES	1,577,768	1,594,766	1.08	18,647,465	28,283,453	51.67
MALAYSIA	1,273,678	833,518	-34.56	6,043,231	4,813,159	-20.35

TABEL 5. PERKEMBANGAN EKSPOR INDONESIA MENURUT KOMODITI DAN NEGARA TUJUAN

JENIS BARANG	BERAT BERSIH (KG)		PERUB	NILAI FOB (US \$)		PERUB
	JAN-OKT 2008	JAN-OKT 2009	%	JAN-OKT 2008	JAN-OKT 2009	%
	(1)	(2)	(3)	(4)	(5)	(6)
MYANMAR (FORM. BURMA)	879,997	919,562	4.50	3,854,979	5,711,694	48.16
CAMBODIA	144,703	151,804	4.91	2,642,022	2,479,382	-6.16
BRUNEI DARUSSALAM	27,342	9,430	-65.51	90,108	49,047	-45.57
LAO PEOPLE'S DEMOCRATIC REPL	814	0	-100.00	42,283	0	-100.00
NEPAL	16,681	4,187	-74.90	1,301,258	292,547	-77.52
VIET NAM	223,690	245,892	9.93	7,485,815	8,373,388	11.86
MALDIVES	0	520	-	0	5,180	-
INDIA	116,513	13,635	-88.30	21,711,303	15,396,752	-29.08
PAKISTAN	112,214	48,827	-56.49	758,756	635,288	-16.27
BANGLADESH	42,115	0	-100.00	30,751	0	-100.00
SRI LANKA	425,353	881,513	107.24	3,467,275	3,434,537	-0.94
AFGHANISTAN	63,563	133,582	110.16	381,655	303,696	-20.43
SAUDI ARABIA	41,430	68,951	66.43	1,492,394	2,105,660	41.09
JORDAN	8,752	1	-99.99	49,674	1	-100.00
LEBANON	140	0	-100.00	8,050	0	-100.00
YEMEN	3,168	10,018	216.22	145,544	270,453	85.82
SYRIA ARAB REPUBLIC	1,958	2,401	22.63	54,120	86,391	59.63
TURKEY	0	1,123	-	0	253,000	-
UNITED ARAB EMIRATES	14,059	7,179	-48.94	134,489	45,944	-65.84
QATAR	0	1,537	-	0	17,900	-
BAHRAIN	605	586	-3.14	12,192	12,788	4.89
EGYPT	5	32,089	641,680.00	4	21,887	547,075.00
LIBYAN ARAB JAMAHIRIYA	6,758	280	-95.86	59,076	27,058	-54.20
MOROCCO	592	0	-100.00	30,800	0	-100.00
ALGERIA	3,105	872	-71.92	816,500	227,300	-72.16
SUDAN	9,530	0	-100.00	39,193	0	-100.00
ERITREA	0	1,691	-	0	102,002	-
ETHIOPIA	9,245	3,295	-64.36	480,865	178,120	-62.96
TANZANIA, UNITED REPUBLIC OF	7,076	7,652	8.14	10,807	5,370	-50.31
MADAGASCAR	0	2,171	-	0	91,708	-
KENYA	7,904	6,970	-11.82	455,669	577,213	26.67
EQUATORIAL GUINEA	14,505	302	-97.92	170,403	18,252	-89.29
TOGO	141,566	110,512	-21.94	1,170,831	713,003	-39.10
GHANA	36,055	3,985	-88.95	558,789	203,862	-63.52
LIBERIA	750	0	-100.00	39,039	0	-100.00
GUINEA	2,658	2	-99.92	49,108	3	-99.99
CAMEROON	4,109	11,538	180.80	641,089	668,427	4.26
NIGERIA	974,254	963,515	-1.10	10,400,326	13,772,439	32.42
GABON	36,744	210	-99.43	418,815	12,675	-96.97
COTE D'IVOIRE	7,138	26,811	275.61	101,616	1,561,003	1,436.18
SENEGAL	12,889	3,491	-72.91	174,902	35,376	-79.77
MAURITANIA	602	0	-100.00	43,506	0	-100.00
MALI	6,289	1,869	-70.28	327,173	349,900	6.95
BENIN	53,557	111,000	107.26	649,542	230,992	-64.44
GAMBIA	55	404	634.55	5,772	25,439	340.73
SEYCHELLES	2,052	4,383	113.60	4,779	10,994	130.05
UGANDA	4,612	4,918	6.63	254,219	367,878	44.71
CENTRAL AFRICAN REPUBLIC	296	0	-100.00	15,400	0	-100.00
NIGER	3,317	0	-100.00	249,098	0	-100.00
CHAD	13,748	141	-98.97	10,275	10,000	-2.68
DJIBOUTI	3,205	4,469	39.44	15,644	24,863	58.93
SAO TOME AND PRINCIPE	49	0	-100.00	4,121	0	-100.00
SOUTH AFRICA	11,791	16,804	42.52	274,096	382,651	39.60
ZIMBABWE	5,013	444	-91.14	297,800	47,700	-83.98
ZAMBIA	1,940	3,081	58.81	100,948	166,520	64.96
MALAWI	7,431	0	-100.00	480,172	0	-100.00
BURUNDI	2,181	5,832	167.40	122,500	233,515	90.62
MAURITIUS	4,199	1,926	-54.13	33,314	26,131	-21.56
AUSTRALIA	486,389	488,525	0.44	8,798,406	8,363,365	-4.94
NEW ZEALAND	101,160	58,035	-42.63	1,061,143	739,400	-30.32
NORTHERN MARIANA ISLANDS	0	553	-	0	1,740	-
COOK ISLANDS	7,493	1,655	-77.91	9,368	2,216	-76.35
FIJI	1,501	1,749	16.52	9,763	11,580	18.61
SAMOA	0	1,415	-	0	1,008	-
TONGA	1,663	70	-95.79	4,540	102	-97.75
EAST TIMOR	335,032	34,453	-89.72	257,894	57,420	-77.74
UNITED STATES	280,145	223,506	-20.22	181,998	196,909	8.19
CANADA	7,502	0	-100.00	20,000	0	-100.00
MEXICO	2,187	2,417	10.52	777,688	627,222	-19.35
HONDURAS	0	230	-	0	23,418	-
PANAMA	0	2,297	-	0	158,651	-
SURINAME	6,841	20,167	194.80	34,837	117,128	236.22
ARGENTINA	4	4	0.00	2	31,775	1,588,650.00
BRAZIL	271	35	-87.08	582	6,311	984.36

TABEL 5. PERKEMBANGAN EKSPOR INDONESIA MENURUT KOMODITI DAN NEGARA TUJUAN

JENIS BARANG	BERAT BERSIH (KG)		PERUB	NILAI FOB (US \$)		PERUB
	JAN-OKT 2008	JAN-OKT 2009	%	JAN-OKT 2008	JAN-OKT 2009	%
	(1)	(2)	(3)	(4)	(5)	(6)
ECUADOR	17,013	3,878	-77.21	353,365	92,982	-73.69
BARBADOS	196	489	149.49	303	712	134.98
CAPE VERDE	52	0	-100.00	5,460	0	-100.00
NETHERLANDS ANTILLES	1,799	0	-100.00	5,865	0	-100.00
UNITED KINGDOM	16,098	10,006	-37.84	357,097	853,059	138.89
NETHERLANDS	8,547	20,362	138.24	235,398	2,028,460	761.72
FRANCE	56,472	1,629	-97.12	801,632	190,697	-76.21
GERMANY, FED. REP. OF	56,713	22,226	-60.81	803,976	285,245	-64.52
AUSTRIA	2,657	0	-100.00	85,890	0	-100.00
BELGIUM	82,513	5,014	-93.92	607,466	128,612	-78.83
SWITZERLAND	8,412	38,080	352.69	25,939	146,604	465.19
DENMARK	106	0	-100.00	18,963	0	-100.00
NORWAY	425	42	-90.12	26,960	60	-99.78
SWEDEN	3,090	227	-92.65	25,091	7,980	-68.20
FINLAND	12	1,584	13,100.00	10	152,730	1,527,200.00
ITALY	389	529	35.99	65	223,964	344,460.00
SPAIN	6	0	-100.00	1	0	-100.00
PORTUGAL	1,752	10,861	519.92	1,882	9,748	417.96
GREECE	1,717	2,016	17.41	23,951	15,511	-35.24
DEMOCRATIC REPUBLIC OF THE C	1,663	0	-100.00	275,900	0	-100.00
POLAND	32,192	518	-98.39	510,068	46,200	-90.94
ROMANIA	3,035	3,667	20.82	294,138	196,904	-33.06
TAJIKISTAN	180	358	98.89	8,701	18,370	111.13
TURKMENISTAN	740	0	-100.00	78,000	0	-100.00
UZBEKISTAN	5,918	6,087	2.86	295,792	366,073	23.76
RUSSIA FEDERATION	210	300	42.86	11,000	6,119	-44.37
KULIT DAN BARANG DARI KULIT	9,812,401	8,205,451	-16.38	198,050,348	141,525,089	-28.54
JAPAN	345,885	483,162	39.69	5,025,279	4,277,314	-14.88
HONG KONG	1,790,542	2,408,361	34.50	35,009,965	34,499,938	-1.46
KOREA, REPUBLIC OF	368,169	376,058	2.14	4,101,842	4,615,229	12.52
TAIWAN	71,607	109,314	52.66	1,115,513	1,584,083	42.00
CHINA	2,121,036	981,440	-53.73	38,521,281	16,878,572	-56.18
MACAU	1,456	1,170	-19.64	59,075	40,452	-31.52
PAPUA NEW GUINEA	120	16,681	13,800.83	449	17,054	3,698.22
THAILAND	495,700	435,009	-12.24	9,966,471	6,721,411	-32.56
SINGAPORE	414,210	539,414	30.23	10,779,009	7,910,702	-26.61
PHILIPPINES	36,391	18,064	-50.36	511,761	199,585	-61.00
MALAYSIA	803,722	722,321	-10.13	14,989,292	11,658,550	-22.22
MYANMAR (FORM. BURMA)	173	0	-100.00	375	0	-100.00
CAMBODIA	0	4,490	-	0	117,934	-
BRUNEI DARUSSALAM	493	995	101.83	1,034	3,963	283.27
NEPAL	36	12	-66.67	4,336	1,975	-54.45
VIET NAM	441,178	260,409	-40.97	9,416,974	6,051,807	-35.74
MALDIVES	1,320	865	-34.47	25,878	30,159	16.54
INDIA	479,817	336,291	-29.91	8,868,784	5,391,065	-39.21
PAKISTAN	2,518	274	-89.12	46,437	8,583	-81.52
SRI LANKA	21,273	14,779	-30.53	134,005	273,697	104.24
IRAN (ISLAMIC REPUBLIC OF)	52,357	31,621	-39.61	133,958	97,311	-27.36
SAUDI ARABIA	742	859	15.77	21,083	5,902	-72.01
ISRAEL	308	103	-66.56	960	306	-68.13
JORDAN	0	1,728	-	0	11,080	-
LEBANON	35	36	2.86	287	309	7.67
SYRIA ARAB REPUBLIC	106	420	296.23	600	2,400	300.00
TURKEY	19,189	22,507	17.29	29,423	76,602	160.35
UNITED ARAB EMIRATES	6,107	1,693	-72.28	21,738	22,136	1.83
QATAR	0	43	-	0	1,800	-
CYPRUS	268	533	98.88	4,433	2,819	-36.41
EGYPT	916	0	-100.00	3,951	0	-100.00
MOROCCO	107	691	545.79	642	3,857	500.78
NAMIBIA	105	311	196.19	313	721	130.35
TANZANIA, UNITED REPUBLIC OF	8	4	-50.00	13	68	423.08
MADAGASCAR	0	406	-	0	1,453	-
KENYA	13	15	15.38	24	412	1,616.67
REUNION	265	264	-0.38	2,194	5,160	135.19
CONGO	1,522	0	-100.00	33,285	0	-100.00
CAMEROON	1,561	90	-94.23	3,371	60	-98.22
NIGERIA	162	107	-33.95	4,198	108	-97.43
COTE D'IVOIRE	0	18	-	0	88	-
SENEGAL	0	292	-	0	7,510	-
SEYCHELLES	127	161	26.77	283	448	58.30
SOUTH AFRICA	21,102	471	-97.77	244,627	2,221	-99.09
ZAMBIA	0	2	-	0	10	-
MAURITIUS	2,016	1,116	-44.64	22,280	4,550	-79.58

TABEL 5. PERKEMBANGAN EKSPOR INDONESIA MENURUT KOMODITI DAN NEGARA TUJUAN

JENIS BARANG	BERAT BERSIH (KG)		PERUB	NILAI FOB (US \$)		PERUB
	JAN-OKT 2008	JAN-OKT 2009	%	JAN-OKT 2008	JAN-OKT 2009	%
(1)	(2)	(3)	(4)	(5)	(6)	(7)
VIRGIN ISLANDS (BRITISH)	34	20	-41.18	214	70	-67.29
AUSTRALIA	116,342	155,814	33.93	1,593,731	1,825,649	14.55
NEW ZEALAND	8,264	7,556	-8.57	59,626	116,876	96.02
GUAM	233	41	-82.40	1,572	481	-69.40
NEW CALEDONIA	900	1,330	47.78	2,892	7,731	167.32
VANUATU	0	794	-	0	980	-
AMERICAN SAMOA	612	0	-100.00	4,117	0	-100.00
FIJI	4,073	1,099	-73.02	11,105	19,502	75.61
EAST TIMOR	0	3,172	-	0	4,680	-
UNITED STATES	681,491	650,652	-4.53	24,837,241	22,522,991	-9.32
CANADA	2,756	13,572	392.45	51,085	196,281	284.22
MEXICO	4,899	2,145	-56.22	158,197	92,155	-41.75
PANAMA	159	4	-97.48	299	380	27.09
SURINAME	0	235	-	0	338	-
CHILE	302	817	170.53	989	2,388	141.46
VENEZUELA	146	1,081	640.41	294	1,009	243.20
ARGENTINA	101	1,153	1,041.58	247	37,002	14,880.57
BRAZIL	7,580	1,001	-86.79	24,646	12,828	-47.95
URUGUAY	471	672	42.68	805	3,829	375.65
TRINIDAD AND TOBAGO	78	0	-100.00	389	0	-100.00
JAMAICA	999	21	-97.90	2,382	50	-97.90
PUERTO RICO	1,485	349	-76.50	6,271	1,766	-71.84
BELIZE	2,743	0	-100.00	8,014	0	-100.00
DOMINICAN REPUBLIC	1,970	1,475	-25.13	3,533	3,333	-5.66
COSTA RICA	166	0	-100.00	336	0	-100.00
HAITI	0	451	-	0	868	-
BARBADOS	41	2	-95.12	71	105	47.89
BERMUDA	166	8	-95.18	790	37	-95.32
FRENCH POLYNESIA	3,147	1,030	-67.27	4,771	1,196	-74.93
MARTINIQUE	175	258	47.43	1,634	233	-85.74
NETHERLANDS ANTILLES	1,829	590	-67.74	2,661	12,825	381.96
GUADELOUPE	0	57	-	0	47	-
UNITED KINGDOM	31,283	17,758	-43.23	769,233	302,015	-60.74
NETHERLANDS	108,431	45,699	-57.85	1,023,081	721,823	-29.45
FRANCE	26,398	22,131	-16.16	523,017	410,186	-21.57
GERMANY, FED. REP. OF	176,746	135,394	-23.40	6,127,369	4,257,216	-30.52
AUSTRIA	3,239	11,473	254.21	110,935	349,780	215.30
BELGIUM	6,240	13,095	109.86	18,859	36,551	93.81
SWITZERLAND	1,291	1,171	-9.30	28,921	26,946	-6.83
DENMARK	1,674	883	-47.25	33,767	25,100	-25.67
NORWAY	1,370	10,762	685.55	22,071	171,456	676.84
SWEDEN	4,725	1,524	-67.75	183,435	62,490	-65.93
FINLAND	77	27	-64.94	865	192	-77.80
IRELAND	340	311	-8.53	453	5,047	1,014.13
ITALY	583,282	195,950	-66.41	17,598,673	7,894,442	-55.14
SPAIN	496,073	125,564	-74.69	5,189,352	1,776,617	-65.76
PORTUGAL	6,180	1,187	-80.79	239,542	27,023	-88.72
GREECE	8,285	1,269	-84.68	95,363	8,793	-90.78
HUNGARY	2,286	379	-83.42	4,413	731	-83.44
POLAND	4,099	767	-81.29	168,104	33,560	-80.04
ROMANIA	0	37	-	0	5,409	-
BULGARIA	4,144	0	-100.00	6,763	0	-100.00
YUGOSLAVIA	97	8	-91.75	1,180	37	-96.86
LITHUANIA	0	2	-	0	120	-
CROATIA	271	1,826	573.80	1,253	12,898	929.37
MALTA	935	1	-99.89	2,536	1	-99.96
SLOVAKIA	312	13	-95.83	15,060	631	-95.81
SLOVENIA	2	0	-100.00	30	0	-100.00
CZECH REPUBLIC	784	101	-87.12	2,611	669	-74.38
RUSSIA FEDERATION	13	120	823.08	127	322	153.54
KACA DAN BARANG DARI KACA	658,130,308	575,309,672	-12.58	374,423,634	287,102,332	-23.32
JAPAN	72,663,568	55,828,099	-23.17	58,710,674	35,072,367	-40.26
HONG KONG	1,608,679	1,584,749	-1.49	2,053,575	873,455	-57.47
KOREA, DEMOCRATIC PEOPLE'S R	0	14,288	-	0	10,319	-
KOREA, REPUBLIC OF	51,527,739	45,375,141	-11.94	18,181,360	11,494,635	-36.78
TAIWAN	7,393,704	7,002,524	-5.29	3,831,876	3,750,102	-2.13
CHINA	9,619,770	17,989,195	87.00	7,917,183	10,926,352	38.01
MONGOLIA	7,731	102	-98.68	6,750	300	-95.56
MACAU	196	219	11.73	1,011	1,395	37.98
PAPUA NEW GUINEA	2,116,752	4,285,711	102.47	1,231,002	2,537,111	106.10
THAILAND	32,107,438	26,535,550	-17.35	14,213,983	11,627,750	-18.19
SINGAPORE	13,749,758	9,509,441	-30.84	8,538,485	7,864,583	-7.89
PHILIPPINES	36,622,477	43,867,036	19.78	15,894,342	16,894,415	6.29

TABEL 5. PERKEMBANGAN EKSPOR INDONESIA MENURUT KOMODITI DAN NEGARA TUJUAN

JENIS BARANG	BERAT BERSIH (KG)		PERUB	NILAI FOB (US \$)		PERUB
	JAN-OKT 2008	JAN-OKT 2009	%	JAN-OKT 2008	JAN-OKT 2009	%
	(1)	(2)	(3)	(4)	(5)	(6)
MALAYSIA	66,478,295	63,636,628	-4.27	29,012,791	22,877,543	-21.15
MYANMAR (FORM. BURMA)	3,646,388	3,504,922	-3.88	1,773,582	982,989	-44.58
CAMBODIA	4,111,263	359,255	-91.26	863,505	176,847	-79.52
BRUNEI DARUSSALAM	502,603	420,866	-16.26	215,904	170,603	-20.98
LAO PEOPLE'S DEMOCRATIC REPL	0	73	-	0	1,772	-
NEPAL	40,720	24,027	-40.99	37,131	23,031	-37.97
VIET NAM	23,141,765	42,287,447	82.73	14,271,921	15,735,460	10.25
MALDIVES	402,956	74,536	-81.50	261,937	125,724	-52.00
INDIA	31,475,085	25,631,386	-18.57	15,923,625	14,627,907	-8.14
PAKISTAN	8,886,457	10,635,362	19.68	6,959,595	7,183,732	3.22
BANGLADESH	4,248,144	3,177,471	-25.20	2,562,552	1,752,068	-31.63
SRI LANKA	3,632,558	2,068,973	-43.04	1,334,777	878,242	-34.20
AFGHANISTAN	414,308	827,013	99.61	266,323	610,335	129.17
IRAQ	117,132	293,045	150.18	83,953	290,208	245.68
IRAN (ISLAMIC REPUBLIC OF)	1,303,056	615,454	-52.77	1,144,613	483,274	-57.78
SAUDI ARABIA	3,372,669	3,623,968	7.45	2,217,288	2,798,207	26.20
ISRAEL	527,410	783,323	48.52	310,647	438,034	41.01
KUWAIT	1,066,857	1,661,338	55.72	534,969	717,792	34.17
JORDAN	2,437,898	4,557,129	86.93	1,811,669	2,598,909	43.45
LEBANON	3,407,303	1,108,410	-67.47	1,296,561	382,424	-70.50
YEMEN	1,158,816	2,716,138	134.39	737,133	1,606,961	118.00
OMAN	240,397	237,880	-1.05	169,570	153,705	-19.97
SYRIA ARAB REPUBLIC	2,411,712	2,692,071	11.62	2,656,908	2,085,499	-21.51
TURKEY	16,329,624	9,718,342	-40.49	10,263,400	5,105,106	-50.26
UNITED ARAB EMIRATES	12,787,693	10,360,907	-18.98	9,069,764	7,011,264	-22.70
QATAR	671,952	816,922	21.57	572,721	303,841	-46.95
BAHRAIN	173,897	427,020	145.56	76,054	150,888	98.40
CYPRUS	97,164	30,044	-69.08	128,961	23,021	-82.15
EGYPT	9,350,165	18,810,033	101.17	5,602,779	11,079,131	97.74
LIBYAN ARAB JAMAHIRIYA	0	186,521	-	0	77,416	-
MOROCCO	244,365	251,273	2.83	186,525	194,972	4.53
TUNISIA	97,937	15,704	-83.97	58,862	48,775	-17.14
ALGERIA	2,658,031	3,041,396	14.42	1,396,434	1,533,796	9.84
SUDAN	1,068,584	915,018	-14.37	520,019	671,545	29.14
ERITREA	0	7,776	-	0	8,640	-
LESOTHO	0	37,431	-	0	30,173	-
NAMIBIA	51,717	21,968	-57.52	23,342	7,350	-68.51
ETHIOPIA	113	99,920	88,324.78	195	55,800	28,515.38
TANZANIA, UNITED REPUBLIC OF	261,447	445,085	70.24	80,391	128,522	59.87
MADAGASCAR	1,975,896	2,400,248	21.48	670,410	854,339	27.44
SOMALIA	39,112	22,010	-43.73	39,962	16,804	-57.95
KENYA	5,639,704	7,210,566	27.85	1,668,660	1,753,749	5.10
REUNION	52,937	298,010	462.95	73,183	229,904	214.15
MOZAMBIQUE	77,295	268,644	247.56	56,310	127,787	126.93
BOTSWANA	0	307	-	0	700	-
EQUATORIAL GUINEA	62	0	-100.00	220	0	-100.00
TOGO	69,434	13,203	-80.98	69,800	6,676	-90.44
GHANA	958,811	327,415	-65.85	413,218	139,604	-66.22
LIBERIA	0	7	-	0	45	-
ANGOLA	688,540	1,170,974	70.07	249,144	589,003	136.41
CONGO	0	98,959	-	0	42,068	-
CAMEROON	223,026	173,621	-22.15	65,574	75,062	14.47
NIGERIA	2,915,223	749,097	-74.30	1,462,115	315,818	-78.40
SIERRA LEONE	15	0	-100.00	13	0	-100.00
GABON	1,239	115	-90.72	2,070	343	-83.43
COTE D'IVOIRE	557,055	188,903	-66.09	201,726	78,385	-61.14
SENEGAL	312,597	539,155	72.48	321,564	373,289	16.09
BENIN	80,682	33,901	-57.98	24,523	15,012	-38.78
GAMBIA	112	0	-100.00	416	0	-100.00
U.S. VIRGIN ISLANDS	2,839	580	-79.57	12,127	6,890	-43.18
SEYCHELLES	130,198	66,586	-48.86	107,561	193,121	79.55
UGANDA	20,528	40,561	97.59	15,064	22,374	48.53
NIGER	0	123	-	0	172	-
DJIBOUTI	216,011	68,361	-68.35	72,231	39,632	-45.13
SOUTH AFRICA	11,246,959	13,959,151	24.11	5,771,299	6,780,902	17.49
ZIMBABWE	138,864	43,801	-68.46	82,643	42,998	-47.97
ZAMBIA	0	10,120	-	0	6,035	-
BURUNDI	19,473	0	-100.00	6,735	0	-100.00
MAURITIUS	729,427	1,568,277	115.00	327,582	597,994	82.55
RWANDA	19,473	0	-100.00	6,696	0	-100.00
VIRGIN ISLANDS (BRITISH)	40,576	987	-97.57	18,114	3,507	-80.64
AUSTRALIA	64,698,184	35,063,548	-45.80	33,909,672	19,495,668	-42.51
NEW ZEALAND	23,294,948	12,558,564	-46.09	8,441,611	4,382,527	-48.08
MICRONESIA, FEDERATED STATES	713	0	-100.00	3,635	0	-100.00

TABEL 5. PERKEMBANGAN EKSPOR INDONESIA MENURUT KOMODITI DAN NEGARA TUJUAN

JENIS BARANG	BERAT BERSIH (KG)		PERUB	NILAI FOB (US \$)		PERUB
	JAN-OKT 2008	JAN-OKT 2009	%	JAN-OKT 2008	JAN-OKT 2009	%
	(1)	(2)	(3)	(4)	(5)	(6)
GUAM	1,249	4,638	271.34	4,108	9,381	128.36
PALAU	371	26	-92.99	852	521	-38.85
NEW CALEDONIA	344,518	260,659	-24.34	455,798	126,978	-72.14
SAINT VINCENT AND THE GRENAD	23,411	69,492	196.83	8,830	23,611	167.40
VANUATU	34,554	118,472	242.86	32,762	82,196	150.89
WALLIS AND FUTUNA ISLANDS	10,933	80	-99.27	7,722	160	-97.93
AMERICAN SAMOA	0	52	-	0	328	-
COOK ISLANDS	548	943	72.08	6,046	4,430	-26.73
FIJI	205,985	230,017	11.67	148,856	111,336	-25.21
MARSHALL ISLANDS	11	0	-100.00	43	0	-100.00
SAMOA	345,680	563,462	63.00	161,120	267,705	66.15
SOLOMON ISLANDS	21,011	10,322	-50.87	10,881	5,976	-45.08
TONGA	802	919	14.59	1,001	5,060	405.49
EAST TIMOR	412,347	678,813	64.62	310,914	512,436	64.82
UNITED STATES	13,814,017	10,900,366	-21.09	19,086,860	9,710,771	-49.12
CANADA	1,176,739	1,527,606	29.82	1,151,807	780,425	-32.24
MEXICO	3,409,131	2,698,919	-20.83	2,419,081	1,592,211	-34.18
GUATEMALA	794,690	1,566,244	97.09	657,585	633,486	-3.66
HONDURAS	186	68,216	36,575.27	229	26,040	11,271.18
NICARAGUA	39,431	65,849	67.00	27,408	18,885	-31.10
PANAMA	2,987,132	1,974,747	-33.89	2,121,589	987,950	-53.43
CUBA	65,017	80,657	24.06	50,037	59,164	18.24
SURINAME	208,917	120,495	-42.32	143,698	65,400	-54.49
CHILE	1,370,155	2,799,037	104.29	1,067,343	1,507,180	41.21
VENEZUELA	8,292	35,500	328.12	47,589	107,072	124.99
ARGENTINA	902,944	2,016,412	123.32	591,697	1,280,598	116.43
BRAZIL	4,044,922	5,879,246	45.35	1,850,098	1,992,873	7.72
COLOMBIA	852,435	909,163	6.65	669,441	594,084	-11.26
BOLIVIA	16,405	67,835	313.50	16,785	21,540	28.33
URUGUAY	190,483	318,352	67.13	89,631	201,310	124.60
PARAGUAY	0	95,746	-	0	48,397	-
ECUADOR	2,221,182	1,446,610	-34.87	1,142,370	544,341	-52.35
PERU	443,472	315,853	-28.78	249,469	161,564	-35.24
GUYANA	16,736	49,044	193.04	18,621	30,759	65.18
TRINIDAD AND TOBAGO	1,036,612	1,477,900	42.57	463,917	534,999	15.32
BAHAMAS	234	564	141.03	266	2,046	669.17
JAMAICA	299,896	127,095	-57.62	97,873	48,105	-50.85
PUERTO RICO	793,441	966,611	21.83	460,086	534,455	16.16
BELIZE	148	8,100	5,372.97	603	10,941	1,714.43
DOMINICAN REPUBLIC	744,943	393,880	-47.13	435,948	183,413	-57.93
EL SALVADOR	68,739	43,920	-36.11	23,036	15,839	-31.24
COSTA RICA	200,760	356,483	77.57	116,968	203,571	74.04
HAITI	54,027	883,008	1,534.38	40,600	300,640	640.49
BARBADOS	105,262	312,296	196.68	78,825	169,873	115.51
ANTIGUA AND BARBUDA	766	444	-42.04	1,828	461	-74.78
ANGUILLA	820	1,346	64.15	892	6,751	656.84
ARUBA	42,418	23,142	-45.44	24,618	17,775	-27.80
BERMUDA	1,261	1,824	44.65	8,904	2,433	-72.68
CAPE VERDE	17,892	34,535	93.02	9,258	15,781	70.46
CAYMAN ISLANDS	721	68	-90.57	697	326	-53.23
DOMINICA	37,062	20,037	-45.94	12,261	10,780	-12.08
FRENCH GUIANA	2,674	5,932	121.84	10,373	21,624	108.46
FRENCH POLYNESIA	39,098	11,300	-71.10	45,006	18,235	-59.48
GRENADA	22,552	41	-99.82	7,064	168	-97.62
MARTINIQUE	842	1,761	109.14	2,896	7,616	162.98
NETHERLANDS ANTILLES	5,937	49,746	737.90	13,980	39,908	185.46
SAINT LUCIA	20,938	46,790	123.47	23,354	19,508	-16.47
TURKS AND CAICOS ISLANDS	367	836	127.79	820	2,688	227.80
GUADELOUPE	5,986	5,679	-5.13	13,861	13,222	-4.61
SAINT KITTS AND NEVIS	173	1,217	603.47	259	1,695	554.44
UNITED KINGDOM	2,919,892	2,195,851	-24.80	4,449,643	2,516,426	-43.45
NETHERLANDS	1,292,810	1,566,367	21.16	1,689,191	1,626,630	-3.70
FRANCE	750,685	934,399	24.47	1,900,898	1,864,448	-1.92
GERMANY, FED. REP. OF	2,039,919	1,777,360	-12.87	3,113,664	2,349,372	-24.55
AUSTRIA	4,310	11,102	157.59	49,299	57,922	17.49
BELGIUM	134,746	164,914	22.39	312,578	319,769	2.30
SWITZERLAND	30,378	45,449	49.61	179,792	301,298	67.58
LUXEMBOURG	0	180	-	0	578	-
DENMARK	107,930	222,459	106.11	57,894	105,019	81.40
NORWAY	79,375	46,453	-41.48	64,552	31,537	-51.14
SWEDEN	266,016	38,395	-85.57	201,453	46,456	-76.94
FINLAND	68,483	343,642	401.79	86,689	248,392	186.53
IRELAND	488,024	207,472	-57.49	449,551	176,584	-60.72
ITALY	2,244,641	1,013,988	-54.83	1,818,572	1,001,981	-44.90

TABEL 5. PERKEMBANGAN EKSPOR INDONESIA MENURUT KOMODITI DAN NEGARA TUJUAN

JENIS BARANG	BERAT BERSIH (KG)		PERUB	NILAI FOB (US \$)		PERUB
	JAN-OKT 2008	JAN-OKT 2009	%	JAN-OKT 2008	JAN-OKT 2009	%
	(1)	(2)	(3)	(4)	(5)	(6)
SPAIN	43,016,554	8,904,323	-79.30	13,291,894	2,428,214	-81.73
PORTUGAL	1,292,995	725,367	-43.90	548,816	354,881	-35.34
GREECE	2,199,736	1,332,146	-39.44	879,116	499,019	-43.24
DEMOCRATIC REPUBLIC OF THE C	0	123,934	-	0	75,264	-
HUNGARY	156,463	91,135	-41.75	653,976	166,347	-74.56
POLAND	3,960,055	4,663,991	17.78	2,653,937	3,331,563	25.53
ROMANIA	678,820	1,285,771	89.41	648,263	1,046,950	61.50
BULGARIA	1,618,517	741,559	-54.18	744,993	415,928	-44.17
YUGOSLAVIA	28,368	374	-98.68	26,301	863	-96.72
ALBANIA	399	172,270	43,075.44	600	92,823	15,370.50
ARMENIA	92	0	-100.00	313	0	-100.00
AZERBAIJAN	0	3	-	0	15	-
BELARUS	1,494,614	7,505	-99.50	489,902	7,003	-98.57
KAZAKHSTAN	292,732	155,393	-46.92	425,121	235,162	-44.68
UKRAINE	1,971,903	545,491	-72.34	2,850,116	844,591	-70.37
LITHUANIA	103,533	19,488	-81.18	138,604	27,033	-80.50
LATVIA	298	620	108.05	198	3,479	1,657.07
ESTONIA	1,172	104,120	8,783.96	5,681	128,518	2,162.24
GEORGIA	55,308	443,749	702.32	105,919	161,566	52.54
CROATIA	970,356	270,376	-72.14	800,977	194,875	-75.67
BOSNIA AND HERZEGOVINA	473,208	265,170	-43.96	293,829	214,485	-27.00
MALTA	15,880	4,667	-70.61	16,623	10,680	-35.75
SLOVAKIA	1,133	34	-97.00	3,065	198	-93.54
SLOVENIA	1,487	65,610	4,312.24	7,266	19,001	161.51
CZECH REPUBLIC	528,937	290,671	-45.05	465,553	228,494	-50.92
RUSSIA FEDERATION	2,989,038	1,889,603	-36.78	3,453,811	1,915,249	-44.55
KERTAS DAN BARANG DARI KERTAS	3,472,337,798	3,582,937,010	3.19	3,276,852,902	2,807,765,196	-14.32
JAPAN	280,732,871	377,957,793	34.63	295,561,735	339,395,252	14.83
HONG KONG	93,812,871	87,784,888	-6.43	82,487,041	65,199,096	-20.96
KOREA, DEMOCRATIC PEOPLE'S R	0	3,156	-	0	7,979	-
KOREA, REPUBLIC OF	62,457,099	61,331,402	-1.80	56,913,722	51,195,689	-10.05
TAIWAN	117,736,974	110,872,072	-5.83	90,321,745	58,891,496	-34.80
CHINA	226,022,668	195,513,775	-13.50	177,251,721	124,494,667	-29.76
MONGOLIA	18,620	121,530	552.69	32,949	71,862	118.10
MACAU	977	1,132,133	115,778.51	163	561,321	344,268.71
PAPUA NEW GUINEA	3,299,616	3,733,084	13.14	3,901,084	3,277,679	-15.98
THAILAND	88,183,715	88,533,789	0.40	88,115,168	72,106,195	-18.17
SINGAPORE	169,620,526	152,271,286	-10.23	133,337,162	95,521,182	-28.36
PHILIPPINES	91,688,148	87,691,527	-4.36	81,784,977	63,168,618	-22.76
MALAYSIA	295,237,040	331,862,941	12.41	269,488,512	232,522,631	-13.72
MYANMAR (FORM. BURMA)	41,649,505	41,346,207	-0.73	32,637,484	25,198,964	-22.79
CAMBODIA	11,787,410	13,331,802	13.10	10,888,118	10,395,032	-4.53
BRUNEI DARUSSALAM	1,031,543	991,748	-3.86	1,202,331	1,281,770	6.61
LAO PEOPLE'S DEMOCRATIC REPL	16,695	32,314	93.55	10,672	21,613	102.52
NEPAL	235,515	369,766	57.00	2,272,978	2,377,445	4.60
VIET NAM	155,391,231	212,188,987	36.55	134,081,364	150,082,215	11.93
MALDIVES	1,046,568	672,652	-35.73	1,285,208	813,344	-36.71
INDIA	75,729,418	63,465,601	-16.19	65,772,228	49,426,072	-24.85
PAKISTAN	58,657,075	76,408,418	30.26	54,844,434	56,196,415	2.47
BANGLADESH	27,604,222	38,745,124	40.36	25,423,863	26,564,063	4.48
SRI LANKA	56,685,839	54,083,006	-4.59	41,105,770	35,350,929	-14.00
AFGHANISTAN	537,847	119,630	-77.76	1,127,465	360,070	-68.06
IRAQ	25,180	92,603	267.76	38,492	128,573	234.03
IRAN (ISLAMIC REPUBLIC OF)	147,691,237	83,298,325	-43.60	135,562,714	64,390,692	-52.50
SAUDI ARABIA	112,641,326	99,701,418	-11.49	107,876,834	76,944,290	-28.67
ISRAEL	811,625	19,076	-97.65	768,580	22,533	-97.07
KUWAIT	13,667,297	9,688,457	-29.11	14,802,141	9,628,947	-34.95
JORDAN	22,699,255	23,243,432	2.40	22,890,545	18,324,663	-19.95
LEBANON	10,848,151	15,624,474	44.03	10,508,585	9,912,013	-5.68
YEMEN	28,612,518	25,270,282	-11.68	28,757,604	19,352,018	-32.71
OMAN	6,974,436	8,941,176	28.20	7,294,668	7,703,918	5.61
SYRIA ARAB REPUBLIC	12,705,120	16,387,851	28.99	12,287,222	11,922,815	-2.97
TURKEY	49,098,995	50,672,992	3.21	45,577,488	32,268,835	-29.20
UNITED ARAB EMIRATES	100,800,483	145,870,654	44.71	104,652,287	119,689,464	14.37
QATAR	8,531,995	7,540,274	-11.62	9,893,078	7,475,483	-24.44
BAHRAIN	7,327,979	6,734,998	-8.09	8,061,787	6,298,231	-21.88
CYPRUS	4,693,471	6,604,661	40.72	4,816,399	5,139,614	6.71
EGYPT	36,970,177	40,594,282	9.80	36,024,993	31,506,960	-12.54
LIBYAN ARAB JAMAHIRIYA	5,343,930	6,690,740	25.20	5,436,431	5,750,231	5.77
MOROCCO	505,950	909,184	79.70	642,491	820,676	27.73
TUNISIA	1,657,389	1,311,230	-20.89	1,618,819	1,133,205	-30.00
ALGERIA	33,508	19,531	-41.71	39,964	16,877	-57.77
SUDAN	20,015,149	18,582,304	-7.16	18,114,450	14,277,745	-21.18

TABEL 5. PERKEMBANGAN EKSPOR INDONESIA MENURUT KOMODITI DAN NEGARA TUJUAN

JENIS BARANG	BERAT BERSIH (KG)		PERUB	NILAI FOB (US \$)		PERUB
	JAN-OKT 2008	JAN-OKT 2009	%	JAN-OKT 2008	JAN-OKT 2009	%
	(1)	(2)	(3)	(4)	(5)	(6)
ERITREA	96,907	82,625	-14.74	92,755	77,667	-16.27
NAMIBIA	110,933	264,864	138.76	141,896	338,131	138.29
ETHIOPIA	509,476	1,593,384	212.75	582,914	1,072,219	83.94
TANZANIA, UNITED REPUBLIC OF	1,273,641	1,926,556	51.26	1,220,914	1,619,134	32.62
MADAGASCAR	3,696,943	1,745,444	-52.79	4,283,351	1,724,601	-59.74
SOMALIA	279,422	494,820	77.09	574,704	504,137	-12.28
KENYA	12,745,392	10,458,339	-17.94	10,033,437	7,652,040	-23.73
REUNION	6,099,043	1,923,502	-68.46	5,637,781	2,018,808	-64.19
MOZAMBIQUE	1,361,039	2,151,133	58.05	1,424,434	2,382,842	67.28
BOTSWANA	132	618	368.18	445	1,073	141.12
EQUATORIAL GUINEA	94,335	112,525	19.28	100,622	94,032	-6.55
TOGO	7,422,557	9,780,218	31.76	8,206,574	8,876,021	8.16
GHANA	15,255,677	10,416,555	-31.72	13,904,742	8,372,854	-39.78
LIBERIA	408,616	538,129	31.70	481,008	499,267	-6.60
GUINEA	3,319,465	2,068,455	-37.69	3,717,035	2,035,920	-45.23
ANGOLA	2,091,911	1,140,615	-45.47	2,189,919	1,289,265	-41.13
CONGO	3,409,733	1,933,273	-43.30	3,637,935	1,839,054	-49.45
CAMEROON	4,734,236	5,246,290	10.82	5,349,713	4,389,181	-17.95
NIGERIA	83,779,811	49,163,562	-41.32	77,394,262	35,339,299	-54.34
SIERRA LEONE	842,838	1,101,612	30.70	894,986	1,006,731	12.49
GABON	425,603	485,592	14.10	543,364	512,703	-5.64
COTE D'IVOIRE	2,507,510	3,210,367	28.03	2,383,008	2,656,340	11.47
SENEGAL	2,714,288	2,161,309	-20.37	3,065,344	1,907,015	-37.79
MAURITANIA	1,363,790	1,405,028	3.02	1,596,266	1,421,717	-10.93
MALI	78,493	134,876	71.83	69,183	82,145	18.74
BENIN	3,235,777	5,775,380	78.49	3,422,543	5,674,402	65.79
BURKINA FASO	14,511	66,405	357.62	21,811	47,180	116.31
GUINEA BISSAU	18,549	0	-100.00	20,473	0	-100.00
GAMBIA	342,373	238,223	-30.42	385,042	208,909	-45.74
U.S. VIRGIN ISLANDS	34	0	-100.00	20	0	-100.00
SEYCHELLES	42,155	54,623	29.58	57,584	68,176	18.39
UGANDA	658,323	519,830	-21.04	757,192	567,158	-25.10
NIGER	74,721	37,152	-50.28	85,371	45,439	-46.77
DJIBOUTI	22,321,816	20,399,364	-8.61	22,030,047	18,038,950	-18.12
SAO TOME AND PRINCIPE	14,967	37,098	147.87	14,500	27,968	92.88
SWAZILAND	0	60	-	0	825	-
SOUTH AFRICA	56,345,439	55,191,624	-2.05	46,117,213	39,318,573	-14.74
ZIMBABWE	32,976	222,327	574.21	56,049	110,746	97.59
ZAMBIA	19,510	12,242	-37.25	41,276	14,715	-64.35
MALAWI	412,405	206,554	-49.91	384,166	192,565	-49.87
COMOROS	112,655	54,607	-51.53	139,195	53,504	-61.56
MAURITIUS	15,947,201	13,850,853	-13.15	11,900,054	8,253,185	-30.65
RWANDA	31,939	0	-100.00	40,727	0	-100.00
VIRGIN ISLANDS (BRITISH)	652	88,354	13,451.23	2,362	46,238	1,857.58
AUSTRALIA	159,280,424	117,897,545	-25.98	169,071,173	112,037,740	-33.73
NEW ZEALAND	25,131,900	22,414,594	-10.81	23,157,190	21,115,606	-8.82
MICRONESIA, FEDERATED STATES	7,530	7,125	-5.38	20,685	11,838	-42.77
GUAM	113,961	1,042,434	814.73	195,200	852,137	336.55
PALAU	533	752	41.09	8,421	11,569	37.38
NEW CALEDONIA	1,845,944	1,892,753	2.54	2,208,641	1,804,855	-18.28
NORTHERN MARIANA ISLANDS	3,399	12	-99.65	5,119	40	-99.22
SAINT VINCENT AND THE GRENAD	430	0	-100.00	685	0	-100.00
VANUATU	144,040	114,064	-20.81	191,002	128,719	-32.61
WALLIS AND FUTUNA ISLANDS	580	616	6.21	795	825	3.77
AMERICAN SAMOA	426	40,840	9,486.85	2,444	36,579	1,396.69
COOK ISLANDS	12,871	29,915	132.42	36,810	62,904	70.89
FIJI	3,629,626	2,028,043	-44.13	3,389,689	1,705,991	-49.67
KIRIBATI	13,208	7,118	-46.11	27,249	14,627	-46.32
MARSHALL ISLANDS	162	0	-100.00	10,913	0	-100.00
SAMOA	64,080	65,804	2.69	69,066	58,895	-14.73
SOLOMON ISLANDS	57,073	51,281	-10.15	112,457	117,682	4.65
TONGA	45,114	20,756	-53.99	52,016	17,678	-66.01
TUVALU	3,192	2,529	-20.77	6,736	5,337	-20.77
EAST TIMOR	699,359	1,963,043	180.69	709,126	1,797,917	153.54
UNITED STATES	232,243,163	233,856,094	0.69	242,426,353	221,906,703	-8.46
CANADA	36,329,510	46,322,592	27.51	37,903,738	39,780,800	4.95
MEXICO	4,110,383	5,284,193	28.56	4,292,460	4,446,482	3.59
GUATEMALA	1,426,961	4,184,746	193.26	1,246,987	3,059,466	145.35
HONDURAS	144,316	1,287,415	792.08	143,722	898,957	525.48
NICARAGUA	1,971,689	2,120,601	7.55	1,738,800	1,517,826	-12.71
PANAMA	1,200,084	3,382,616	181.86	1,215,494	2,809,179	131.11
CUBA	11,178,195	4,953,072	-55.69	9,901,149	4,415,590	-55.40
SURINAME	288,880	616,045	113.25	297,691	576,756	93.74
CHILE	1,358,631	3,670,756	170.18	1,728,309	3,740,439	116.42

TABEL 5. PERKEMBANGAN EKSPOR INDONESIA MENURUT KOMODITI DAN NEGARA TUJUAN

JENIS BARANG	BERAT BERSIH (KG)		PERUB	NILAI FOB (US \$)		PERUB
	JAN-OKT 2008	JAN-OKT 2009	%	JAN-OKT 2008	JAN-OKT 2009	%
	(1)	(2)	(3)	(4)	(5)	(6)
VENEZUELA	2,808,057	3,666,633	30.58	2,875,418	2,915,505	1.39
ARGENTINA	3,046,464	1,306,987	-57.10	3,380,656	1,654,965	-51.05
BRAZIL	42,334,117	45,765,661	8.11	37,609,987	33,510,529	-10.90
COLOMBIA	3,875,065	2,720,558	-29.79	5,049,821	2,973,847	-41.11
BOLIVIA	51,607	409,850	694.18	95,549	278,688	191.67
URUGUAY	325,930	878,377	169.50	348,036	739,924	112.60
PARAGUAY	1,253,704	512,074	-59.16	1,337,408	435,844	-67.41
ECUADOR	6,161,453	6,687,674	8.54	6,745,556	5,905,945	-12.45
PERU	11,943,787	10,391,745	-12.99	14,192,919	9,467,367	-33.30
GUYANA	152,562	781,558	412.29	134,457	503,802	274.69
TRINIDAD AND TOBAGO	1,177,410	1,051,881	-10.66	1,679,920	822,003	-51.07
BAHAMAS	24,765	11,407	-53.94	21,856	12,493	-42.84
JAMAICA	1,205,235	1,024,987	-14.96	1,314,142	965,002	-26.57
PUERTO RICO	1,785,765	4,478,138	150.77	1,665,736	3,404,157	104.36
BELIZE	65,748	31,937	-51.43	67,602	31,341	-53.64
DOMINICAN REPUBLIC	4,256,088	2,713,023	-36.26	4,232,146	2,004,246	-52.64
EL SALVADOR	2,148,070	2,811,644	30.89	2,069,781	2,083,006	0.64
COSTA RICA	5,030,088	7,088,082	40.91	4,530,097	5,032,058	11.08
HAITI	67,096	81,634	21.67	55,732	84,114	50.93
BARBADOS	137,613	101,217	-26.45	134,293	96,329	-28.27
ANTIGUA AND BARBUDA	162	0	-100.00	611	0	-100.00
ARUBA	66	0	-100.00	1,900	0	-100.00
BERMUDA	407	635	56.02	2,285	2,166	-5.21
CAPE VERDE	55,646	92,745	66.67	51,409	78,918	53.51
CAYMAN ISLANDS	109	3	-97.25	167	200	19.76
DOMINICA	214,920	519,505	141.72	198,788	376,507	89.40
FRENCH GUIANA	2,115	37,623	1,678.87	5,608	30,318	440.62
FRENCH POLYNESIA	1,240,682	1,423,338	14.72	1,493,250	1,406,644	-5.80
GREENLAND	4,221	0	-100.00	11,773	0	-100.00
GRENADA	1,043	559	-46.40	6,041	2,276	-62.32
MARTINIQUE	135,718	478,607	252.65	130,396	418,168	220.69
NETHERLANDS ANTILLES	55,414	158,536	186.09	63,819	147,539	131.18
SAINT LUCIA	3,140	628	-80.00	14,092	5,184	-63.21
TURKS AND CAICOS ISLANDS	0	592	-	0	2,118	-
GUADELOUPE	341,801	298,406	-12.70	348,650	263,104	-24.54
SAINT KITTS AND NEVIS	1,750	487	-72.17	563	678	20.43
UNITED KINGDOM	25,885,481	32,732,932	26.45	32,938,748	33,897,071	2.91
NETHERLANDS	4,824,296	12,202,495	152.94	9,742,318	12,901,341	32.43
FRANCE	5,086,832	4,239,299	-16.66	7,491,809	5,551,842	-25.89
GERMANY, FED. REP. OF	5,887,107	12,635,953	114.64	12,251,790	16,652,992	35.92
AUSTRIA	7,264	661,451	9,005.88	17,407	463,488	2,562.65
BELGIUM	45,910,063	40,701,418	-11.35	49,483,257	35,090,904	-29.09
SWITZERLAND	25,934	25,430	-1.94	105,461	87,344	-17.18
LUXEMBOURG	400	1	-99.75	870	1	-99.89
DENMARK	640,913	812,121	26.71	1,861,069	2,341,265	25.80
NORWAY	535,811	508,180	-5.16	1,322,019	1,340,392	1.39
SWEDEN	1,496,873	826,675	-44.77	2,622,478	1,855,803	-29.23
FINLAND	675,688	502,044	-25.70	1,197,981	805,685	-32.75
IRELAND	912,805	1,516,099	66.09	1,523,716	1,946,052	27.72
ITALY	26,743,218	50,554,405	89.04	25,725,192	40,010,661	55.53
SPAIN	19,868,580	26,073,431	31.23	21,310,177	25,293,659	18.69
PORTUGAL	4,524,821	3,115,877	-31.14	4,168,103	3,002,222	-27.97
GREECE	19,930,346	28,894,125	44.98	19,470,857	22,491,394	15.51
LIECHTENSTEIN	0	62	-	0	3,063	-
DEMOCRATIC REPUBLIC OF THE C	2,696,960	2,936,694	8.89	2,760,338	3,083,305	11.70
HUNGARY	61,406	2,697,966	4,293.65	87,700	1,745,011	1,889.75
POLAND	1,074,174	1,293,468	20.42	1,505,192	1,307,984	-13.10
ROMANIA	2,666,037	5,665,364	112.50	2,648,695	4,661,158	75.98
BULGARIA	472,763	1,921,496	306.44	495,292	1,327,621	168.05
YUGOSLAVIA	235,063	667,129	183.81	257,016	467,414	81.86
ALBANIA	607,007	2,142,419	252.95	733,342	1,730,296	135.95
ARMENIA	147,690	152,121	3.00	160,167	129,509	-19.14
KAZAKHSTAN	336,669	62,702	-81.38	287,092	39,959	-86.08
TURKMENISTAN	16,487	0	-100.00	48,455	0	-100.00
UKRAINE	5,290,409	4,973,872	-5.98	5,894,976	4,489,512	-23.84
UZBEKISTAN	0	15,089	-	0	15,725	-
LITHUANIA	688,296	560,975	-18.50	1,022,787	756,988	-25.99
LATVIA	375,656	137,318	-63.45	437,723	152,478	-65.17
ESTONIA	151,500	499,879	229.95	272,450	703,306	158.14
GEORGIA	2,398,365	4,712,735	96.50	2,378,641	4,101,259	72.42
CROATIA	559,809	2,514,426	349.16	627,405	1,844,523	193.99
BOSNIA AND HERZEGOVINA	982,773	461,913	-53.00	964,067	258,937	-73.14
MALTA	606,818	1,129,685	86.17	654,967	963,213	47.06
SLOVAKIA	1,411	252,529	17,797.17	45,109	210,037	365.62

TABEL 5. PERKEMBANGAN EKSPOR INDONESIA MENURUT KOMODITI DAN NEGARA TUJUAN

JENIS BARANG	BERAT BERSIH (KG)		PERUB	NILAI FOB (US \$)		PERUB
	JAN-OKT 2008	JAN-OKT 2009	%	JAN-OKT 2008	JAN-OKT 2009	%
	(1)	(2)	(3)	(4)	(5)	(6)
SLOVENIA	96,319	3,001,416	3,016.12	243,661	1,994,260	718.46
CZECH REPUBLIC	23,547	733,714	3,015.96	51,470	487,648	847.44
RUSSIA FEDERATION	13,591,767	6,961,055	-48.78	15,486,838	7,451,641	-51.88
-GLISEROL DAN LARUTAN ALKALI	51,427,868	36,637,010	-28.76	23,314,769	7,196,733	-69.13
JAPAN	2,602,427	3,390,364	30.28	1,494,608	605,062	-59.52
KOREA, REPUBLIC OF	18,000	0	-100.00	36,000	0	-100.00
CHINA	16,297,720	26,296,744	61.35	5,522,264	3,993,173	-27.69
SINGAPORE	100	6	-94.00	22	9	-59.09
PHILIPPINES	228,070	481,950	111.32	366,604	256,774	-29.96
MALAYSIA	23,252,310	760,022	-96.73	10,245,877	125,087	-98.78
INDIA	4,565,480	1,800,020	-60.57	2,299,879	426,647	-81.45
PAKISTAN	0	132,000	-	0	25,525	-
IRAN (ISLAMIC REPUBLIC OF)	108,000	0	-100.00	45,360	0	-100.00
SAUDI ARABIA	200,000	100,000	-50.00	348,000	38,500	-88.94
YEMEN	165,984	0	-100.00	233,975	0	-100.00
SYRIA ARAB REPUBLIC	95,000	0	-100.00	165,300	0	-100.00
UNITED ARAB EMIRATES	20,000	20,000	0.00	34,060	9,900	-70.93
EGYPT	247,000	220,000	-10.93	429,780	97,000	-77.43
SUDAN	559,000	401,500	-28.18	517,250	229,985	-55.54
ETHIOPIA	0	20,900	-	0	16,302	-
MOZAMBIQUE	0	132,000	-	0	76,120	-
CAMEROON	0	20,000	-	0	8,400	-
MALAWI	0	22,000	-	0	12,760	-
AUSTRALIA	0	76	-	0	60	-
NEW ZEALAND	0	20,000	-	0	9,300	-
UNITED STATES	0	2,754,421	-	0	1,223,307	-
CANADA	48,738	65,007	33.38	51,610	42,822	-17.03
VENEZUELA	20,000	0	-100.00	24,000	0	-100.00
NETHERLANDS	3,000,039	0	-100.00	1,500,180	0	-100.00
-MARGARIN DAN LEMAK LAINNYA	411,461,925	278,156,917	-32.40	454,723,661	209,380,436	-53.95
JAPAN	525,072	1,167,724	122.39	801,186	1,065,834	33.03
HONG KONG	4,357,449	4,135,531	-5.09	4,105,148	2,505,305	-38.97
KOREA, REPUBLIC OF	128,332	2,014,783	1,469.98	146,122	1,550,396	961.03
TAIWAN	690,637	2,192,739	217.50	844,558	1,703,811	101.74
CHINA	78,040,441	36,958,826	-52.64	76,049,076	25,054,500	-67.05
PAPUA NEW GUINEA	763,365	1,058,795	38.70	828,977	826,893	-0.25
THAILAND	2,041,400	3,519,583	72.41	2,901,868	2,830,895	-2.45
SINGAPORE	6,522,487	11,668,658	78.90	7,757,928	10,204,620	31.54
PHILIPPINES	6,561,170	6,410,381	-2.30	7,402,921	4,762,449	-35.67
MALAYSIA	4,849,778	2,441,438	-49.66	6,191,347	2,046,988	-66.94
MYANMAR (FORM. BURMA)	619,476	1,285,525	107.52	808,776	988,664	22.24
CAMBODIA	21,960	21,960	0.00	23,973	16,348	-31.81
VIET NAM	15,316,289	4,083,986	-73.34	15,781,062	3,743,678	-76.28
MALDIVES	14,241	15,770	10.74	21,861	16,208	-25.86
INDIA	789,944	1,074,447	36.02	1,118,894	977,341	-12.65
PAKISTAN	3,144,382	957,360	-69.55	3,424,755	707,580	-79.34
BANGLADESH	20,235	43,800	116.46	24,404	26,046	6.73
SRI LANKA	10,206,614	8,251,007	-19.16	9,744,854	5,161,509	-47.03
AFGHANISTAN	2,871,222	703,067	-75.51	3,366,405	584,425	-82.64
IRAQ	91,535,042	5,294,549	-94.22	96,181,520	3,989,820	-95.85
IRAN (ISLAMIC REPUBLIC OF)	2,733,987	5,118,448	87.22	3,514,307	4,039,957	14.96
SAUDI ARABIA	5,828,620	6,355,552	9.04	6,293,753	4,289,237	-31.85
ISRAEL	0	619,280	-	0	482,484	-
KUWAIT	280,800	180,250	-35.81	344,878	193,522	-43.89
JORDAN	20,000	251,187	1,155.94	24,678	187,242	658.74
LEBANON	1,141,147	1,234,751	8.20	1,624,076	944,030	-41.87
YEMEN	60,628	80,000	31.95	61,565	50,000	-18.79
OMAN	731,508	532,000	-27.27	960,052	423,857	-55.85
SYRIA ARAB REPUBLIC	2,034,646	2,545,871	25.13	2,778,776	2,373,336	-14.59
TURKEY	7,563,681	6,377,892	-15.68	9,567,447	5,588,767	-41.59
UNITED ARAB EMIRATES	1,520,850	929,925	-38.85	2,031,711	740,281	-63.56
QATAR	20,100	93,818	366.76	21,044	70,482	234.93
BAHRAIN	59,435	19,080	-67.90	65,565	12,402	-81.08
EGYPT	6,926,729	11,541,098	66.62	8,432,079	9,122,158	8.18
MOROCCO	407,850	1,100,699	169.88	499,814	866,648	73.39
ALGERIA	19,648,785	16,354,574	-16.77	22,751,614	11,371,802	-50.02
SUDAN	2,410,347	2,469,800	2.47	2,770,859	1,727,092	-37.67
NAMIBIA	55,380	55,380	0.00	62,395	35,721	-42.75
ETHIOPIA	504,000	463,200	-8.10	667,860	326,964	-51.04
TANZANIA, UNITED REPUBLIC OF	884,820	274,711	-68.95	845,628	197,392	-76.66
MADAGASCAR	0	97,522	-	0	69,513	-
KENYA	147,200	207,200	40.76	139,339	134,244	-3.66

TABEL 5. PERKEMBANGAN EKSPOR INDONESIA MENURUT KOMODITI DAN NEGARA TUJUAN

JENIS BARANG	BERAT BERSIH (KG)		PERUB	NILAI FOB (US \$)		PERUB
	JAN-OKT 2008	JAN-OKT 2009	%	JAN-OKT 2008	JAN-OKT 2009	%
	(1)	(2)	(3)	(4)	(5)	(6)
MOZAMBIQUE	3,207,835	1,459,605	-54.50	3,412,944	1,074,655	-68.51
TOGO	964,378	946,439	-1.86	968,583	630,998	-34.85
GHANA	4,743,506	7,452,203	57.10	4,670,844	5,533,884	18.48
LIBERIA	417,292	450,688	8.00	427,790	339,581	-20.62
GUINEA	16,900	0	-100.00	18,083	0	-100.00
ANGOLA	3,631,481	4,695,726	29.31	3,866,736	3,249,290	-15.97
CONGO	988,694	1,187,093	20.07	1,033,904	822,679	-20.43
CAMEROON	1,259,080	940,298	-25.32	1,515,825	640,288	-57.76
NIGERIA	18,361,898	20,027,896	9.07	19,745,932	13,920,043	-29.50
SIERRA LEONE	336,138	198,186	-41.04	321,452	135,262	-57.92
GABON	19,224	0	-100.00	18,818	0	-100.00
COTE D'IVOIRE	342,000	0	-100.00	424,423	0	-100.00
SENEGAL	0	66,000	-	0	54,984	-
BENIN	9,439,651	3,639,002	-61.45	9,793,894	2,460,912	-74.87
BURKINA FASO	0	41,400	-	0	33,396	-
GUINEA BISSAU	47,918	15,509	-67.63	52,687	11,283	-78.58
GAMBIA	33,923	31,680	-6.61	33,716	22,493	-33.29
NIGER	282,533	0	-100.00	310,664	0	-100.00
CHAD	204,149	0	-100.00	191,072	0	-100.00
DJIBOUTI	1,195,160	470,511	-60.63	1,323,322	326,673	-75.31
SAO TOME AND PRINCIPE	291,197	182,000	-37.50	299,026	137,540	-54.00
SOUTH AFRICA	3,318,361	3,840,335	15.73	4,724,009	3,465,210	-26.65
MALAWI	181,200	182,250	0.58	211,942	137,431	-35.16
MAURITIUS	17,530	16,900	-3.59	18,905	11,154	-41.00
VIRGIN ISLANDS (BRITISH)	41,400	0	-100.00	41,400	0	-100.00
AUSTRALIA	3,411,694	3,331,388	-2.35	4,043,797	2,430,958	-39.88
NEW ZEALAND	3,634,996	3,540,624	-2.60	4,300,906	2,498,524	-41.91
VANUATU	0	782	-	0	1,423	-
COOK ISLANDS	0	3,113	-	0	3,556	-
FIJI	63,200	105,400	66.77	73,923	75,897	2.67
KIRIBATI	10,296	10,296	0.00	18,533	13,385	-27.78
SAMOA	21,000	21,454	2.16	22,708	18,158	-20.04
SOLOMON ISLANDS	131,969	77,440	-41.32	156,917	103,612	-33.97
EAST TIMOR	403,439	456,892	13.25	420,436	460,762	9.59
UNITED STATES	234,857	68,865	-70.68	465,892	138,101	-70.36
CANADA	40,975	446	-98.91	43,032	1,500	-96.51
NICARAGUA	0	44,000	-	0	27,319	-
CUBA	19,335	20,000	3.44	21,913	14,080	-35.75
SURINAME	0	86,328	-	0	81,580	-
ARGENTINA	32,575	24,000	-26.32	38,759	23,228	-40.07
BRAZIL	197,038	172,700	-12.35	321,699	192,502	-40.16
GUYANA	42,000	0	-100.00	50,400	0	-100.00
TRINIDAD AND TOBAGO	480,486	660,669	37.50	593,484	489,527	-17.52
JAMAICA	1,445,770	2,626,178	81.65	1,413,701	1,653,011	16.93
HAITI	0	58,500	-	0	45,045	-
BARBADOS	340,357	800,840	135.29	416,342	590,376	41.80
CAPE VERDE	0	33,038	-	0	23,770	-
MARTINIQUE	16,926	16,918	-0.05	18,590	10,225	-45.00
NETHERLANDS	562,753	15,276	-97.29	1,149,824	18,504	-98.39
GERMANY, FED. REP. OF	220,003	1	-100.00	249,659	1	-100.00
SWITZERLAND	30	0	-100.00	76	0	-100.00
DENMARK	8,141,880	23,547,944	189.22	10,192,666	11,689,560	14.69
SWEDEN	36,316	0	-100.00	48,181	0	-100.00
ITALY	749,999	799,879	6.65	987,250	549,670	-44.32
SPAIN	0	200	-	0	170	-
PORTUGAL	5,713	20,283	255.03	6,136	15,570	153.75
GREECE	1,816,450	1,364,154	-24.90	2,282,361	1,184,912	-48.08
DEMOCRATIC REPUBLIC OF THE C	1,831,145	1,409,047	-23.05	1,948,001	1,005,587	-48.38
HUNGARY	0	314,499	-	0	248,971	-
ROMANIA	3,529,239	3,263,732	-7.52	4,415,317	2,961,505	-32.93
BULGARIA	4,288,839	5,188,958	20.99	5,097,122	4,067,038	-20.21
ALBANIA	66,000	66,000	0.00	85,776	54,097	-36.93
KAZAKHSTAN	642,069	730,297	13.74	830,613	688,693	-17.09
TAJIKISTAN	144,320	0	-100.00	148,713	0	-100.00
TURKMENISTAN	510,505	83,487	-83.65	604,276	90,110	-85.09
UKRAINE	9,900,948	10,283,622	3.87	12,887,722	10,670,959	-17.20
UZBEKISTAN	415,020	89,732	-78.38	488,660	72,118	-85.24
LITHUANIA	89,400	86,398	-3.36	108,244	105,376	-2.65
LATVIA	365,018	444,325	21.73	489,464	394,130	-19.48
ESTONIA	670,820	217,600	-67.56	1,255,301	349,031	-72.20
GEORGIA	66,599	102,498	53.90	68,238	86,299	26.47
CROATIA	20,000	108,040	440.20	25,200	91,267	262.17
SLOVENIA	224,000	964,301	330.49	266,619	710,794	166.60
RUSSIA FEDERATION	35,296,449	20,850,885	-40.93	44,258,164	20,411,338	-53.88

TABEL 5. PERKEMBANGAN EKSPOR INDONESIA MENURUT KOMODITI DAN NEGARA TUJUAN

JENIS BARANG	BERAT BERSIH (KG)		PERUB	NILAI FOB (US \$)		PERUB
	JAN-OKT 2008	JAN-OKT 2009	%	JAN-OKT 2008	JAN-OKT 2009	%
(1)	(2)	(3)	(4)	(5)	(6)	(7)
-SABUN MANDI DAN CUCI	436,823,492	449,141,104	2.82	467,338,669	433,629,492	-7.21
JAPAN	9,704,446	9,111,004	-6.12	11,656,804	9,426,155	-19.14
HONG KONG	2,610,077	3,074,580	17.80	3,450,463	4,042,869	17.17
KOREA, DEMOCRATIC PEOPLE'S R	95,804	1,024,507	969.38	139,756	837,465	499.23
KOREA, REPUBLIC OF	4,780,058	3,710,941	-22.37	6,412,729	4,178,043	-34.85
TAIWAN	6,131,410	5,557,104	-9.37	8,559,770	6,016,071	-29.72
CHINA	17,060,568	19,095,629	11.93	16,879,721	15,771,155	-6.57
MONGOLIA	497,342	1,273,911	156.14	559,490	1,014,054	81.25
PAPUA NEW GUINEA	8,074,270	9,684,662	19.94	7,423,684	6,795,482	-8.46
THAILAND	7,799,494	5,444,038	-30.20	10,383,961	7,685,379	-25.99
SINGAPORE	14,622,767	12,703,090	-13.13	21,441,910	16,168,419	-24.59
PHILIPPINES	11,989,268	16,305,702	36.00	13,091,483	14,514,219	10.87
MALAYSIA	57,606,062	49,394,567	-14.25	55,391,778	48,648,818	-12.17
MYANMAR (FORM. BURMA)	2,881,665	8,533,327	196.12	3,392,706	6,514,764	92.02
CAMBODIA	64,814	87,171	34.49	100,417	111,351	10.89
BRUNEI DARUSSALAM	993,633	829,756	-16.49	1,194,968	1,024,814	-14.24
NEPAL	14,976	1,368	-90.87	15,900	1,545	-90.28
VIET NAM	3,943,950	5,838,768	48.04	5,497,176	7,056,811	28.37
MALDIVES	1,131,181	1,720,399	52.09	1,463,339	2,020,670	38.09
INDIA	10,630,122	10,845,034	2.02	12,816,791	9,972,997	-22.19
PAKISTAN	6,815,313	4,756,274	-30.21	9,704,450	5,817,177	-40.06
BANGLADESH	262,683	375,951	43.12	450,435	632,005	40.31
SRI LANKA	271,146	217,511	-19.78	495,404	406,362	-17.97
AFGHANISTAN	742,200	422,562	-43.07	1,027,397	536,484	-47.78
IRAQ	6,706,132	5,328,984	-20.54	7,960,969	6,174,923	-22.44
IRAN (ISLAMIC REPUBLIC OF)	1,474,530	1,466,640	-0.54	1,641,224	2,046,816	24.71
SAUDI ARABIA	1,598,167	2,519,154	57.63	2,348,718	3,375,329	43.71
ISRAEL	110,089	75,723	-31.22	158,529	105,732	-33.30
KUWAIT	245,405	305,958	24.67	342,362	416,832	21.75
JORDAN	358,132	970,248	170.92	522,417	1,407,888	169.50
LEBANON	279,439	343,257	22.84	453,686	577,161	27.22
YEMEN	3,443,005	3,769,357	9.48	5,113,354	4,812,230	-5.89
OMAN	285,706	119,151	-58.30	228,899	176,121	-23.06
SYRIA ARAB REPUBLIC	35,517	392,368	1,004.73	40,571	313,905	673.72
TURKEY	37,760	128,438	240.14	54,452	268,282	392.69
UNITED ARAB EMIRATES	16,617,365	19,063,129	14.72	22,128,811	23,808,547	7.59
QATAR	200	51,596	25,698.00	2,613	66,804	2,456.60
BAHRAIN	0	11,520	-	0	13,900	-
CYPRUS	8,561	45,653	433.27	25,630	105,484	311.56
EGYPT	4,565,183	12,734,148	178.94	5,576,773	12,767,047	128.93
LIBYAN ARAB JAMAHIRIYA	2,865,083	4,114,242	43.60	2,610,385	4,113,908	57.60
MOROCCO	189	29,449	15,481.48	3,467	35,171	914.45
TUNISIA	39,999	20,000	-50.00	26,500	14,920	-43.70
ALGERIA	2,284,265	2,474,517	8.33	1,861,179	1,538,815	-17.32
SUDAN	4,489,714	2,589,425	-42.33	4,511,734	1,657,160	-63.27
ERITREA	3,116,133	565,639	-81.85	3,037,376	388,595	-87.21
NAMIBIA	4,808,684	3,194,349	-33.57	5,794,019	3,918,669	-32.37
ETHIOPIA	6,910,313	2,444,467	-64.63	5,663,191	2,221,354	-60.78
TANZANIA, UNITED REPUBLIC OF	1,631,200	1,871,930	14.76	2,288,212	2,298,372	0.44
MADAGASCAR	5,838,660	5,006,554	-14.25	4,720,729	4,224,550	-10.51
SOMALIA	853,974	93,987	-88.99	427,039	81,856	-80.83
KENYA	632,663	496,093	-21.59	751,443	447,330	-40.47
REUNION	326	42	-87.12	736	61	-91.71
MOZAMBIQUE	8,520,700	10,257,757	20.39	7,886,817	6,974,389	-11.57
EQUATORIAL GUINEA	458,198	552,357	20.55	520,404	586,295	12.66
TOGO	11,423,989	10,242,836	-10.34	12,731,471	10,310,503	-19.02
GHANA	27,383,343	21,840,477	-20.24	25,094,825	16,271,012	-35.16
LIBERIA	1,980,264	1,980,477	0.01	1,958,583	1,674,032	-14.53
GUINEA	4,043,506	2,481,224	-38.64	3,073,223	1,722,587	-43.95
ANGOLA	23,404,001	23,293,268	-0.47	22,656,559	20,732,197	-8.49
CONGO	3,197,146	3,144,246	-1.65	2,821,304	2,539,029	-10.01
CAMEROON	4,209,822	7,266,789	72.62	4,124,351	6,619,785	60.50
NIGERIA	8,052,021	7,663,838	-4.82	7,261,432	8,114,847	11.75
SIERRA LEONE	3,463,254	2,297,546	-33.66	3,807,046	2,336,840	-38.62
GABON	728,432	1,449,734	99.02	722,335	1,383,625	91.55
COTE D'IVOIRE	952,143	1,344,985	41.26	1,059,690	1,217,068	14.85
SENEGAL	984,523	2,109,847	114.30	974,114	1,966,820	101.91
MAURITANIA	3,266,806	4,674,362	43.09	3,532,223	4,542,309	28.60
MALI	966,075	2,119,173	119.36	854,065	1,926,332	125.55
BENIN	19,444,938	22,438,174	15.39	23,904,971	25,120,701	5.09
BURKINA FASO	1,113,323	987,417	-11.31	1,159,180	1,051,751	-9.27
GUINEA BISSAU	455,079	65,640	-85.58	332,704	53,791	-83.83
GAMBIA	188,671	441,320	133.91	210,325	352,288	67.50

TABEL 5. PERKEMBANGAN EKSPOR INDONESIA MENURUT KOMODITI DAN NEGARA TUJUAN

JENIS BARANG	BERAT BERSIH (KG)		PERUB	NILAI FOB (US \$)		PERUB
	JAN-OKT 2008	JAN-OKT 2009	%	JAN-OKT 2008	JAN-OKT 2009	%
	(1)	(2)	(3)	(4)	(5)	(6)
U.S. VIRGIN ISLANDS	19,750	0	-100.00	14,813	0	-100.00
SEYCHELLES	171,190	144,039	-15.86	211,661	166,456	-21.36
UGANDA	36,120	3,411	-90.56	49,773	2,841	-94.29
CENTRAL AFRICAN REPUBLIC	23,976	139,661	482.50	32,607	153,640	371.19
NIGER	78,420	194,505	148.03	95,312	209,977	120.30
CHAD	133,138	249,727	87.57	145,940	187,805	28.69
DJIBOUTI	16,337,017	15,435,990	-5.52	13,499,960	12,113,795	-10.27
SAO TOME AND PRINCIPE	116,434	52,526	-54.89	115,973	58,890	-49.22
SOUTH AFRICA	3,187,364	6,286,593	97.23	3,358,095	6,036,538	79.76
ZIMBABWE	14,968	30,773	105.59	18,848	55,173	192.73
ZAMBIA	0	20,519	-	0	26,258	-
MALAWI	11,418,250	10,421,250	-8.73	6,970,939	5,316,690	-23.73
COMOROS	261,738	106,950	-59.14	254,966	110,823	-56.53
BURUNDI	11,808	36,864	212.20	18,739	53,115	183.45
MAURITIUS	1,482,399	1,951,571	31.65	1,485,676	1,724,989	16.11
RWANDA	198,144	198,144	0.00	314,760	283,800	-9.84
AUSTRALIA	3,784,531	4,856,656	28.33	5,489,264	5,972,677	8.81
NEW ZEALAND	117,394	373,656	218.29	294,445	411,147	39.63
MICRONESIA, FEDERATED STATES	185,312	201,887	8.94	199,000	208,707	4.88
GUAM	1,559	1,288	-17.38	3,747	9,717	159.33
PALAU	114	956	738.60	544	16,868	3,000.74
NEW CALEDONIA	22,893	41,910	83.07	27,435	58,666	113.84
NORTHERN MARIANA ISLANDS	1	4,079	407,800.00	2	11,689	584,350.00
SAINT VINCENT AND THE GRENAD	0	8,754	-	0	9,941	-
VANUATU	233,734	233,237	-0.21	196,315	218,028	11.06
WALLIS AND FUTUNA ISLANDS	4,187	4,416	5.47	11,620	13,344	14.84
AMERICAN SAMOA	13,145	11,383	-13.40	27,153	17,169	-36.77
COOK ISLANDS	55,418	67,465	21.74	49,841	68,541	37.52
FIJI	3,982,231	4,643,462	16.60	3,914,489	3,426,084	-12.48
KIRIBATI	204,926	454,125	121.60	223,438	519,695	132.59
MARSHALL ISLANDS	32,640	33,159	1.59	29,835	34,195	14.61
SAMOA	788,324	693,808	-11.99	901,036	735,813	-18.34
SOLOMON ISLANDS	449,787	593,126	31.87	524,566	658,419	25.52
TONGA	148,061	104,502	-29.42	213,191	156,456	-26.61
TUVALU	39,343	50,597	28.60	44,608	48,304	8.29
EAST TIMOR	2,474,498	2,282,505	-7.76	1,489,975	2,355,751	58.11
UNITED STATES	2,075,358	2,074,079	-0.06	2,616,085	2,350,822	-10.14
CANADA	61,928	108,856	75.78	110,990	192,755	73.67
MEXICO	59,997	95,966	59.95	136,777	186,887	36.64
GUATEMALA	156,749	157,380	0.40	155,296	193,932	24.88
HONDURAS	0	16,632	-	0	19,470	-
NICARAGUA	0	14,688	-	0	16,215	-
PANAMA	1,771,283	1,404,269	-20.72	2,230,434	1,586,264	-28.88
CUBA	147,420	54,063	-63.33	207,830	52,574	-74.70
SURINAME	287,214	563,354	96.14	646,745	927,250	43.37
CHILE	1,288,575	1,488,768	15.54	1,281,583	1,820,601	42.06
BRAZIL	17,202	0	-100.00	25,525	0	-100.00
COLOMBIA	1,083,328	3,484,043	221.61	1,075,050	2,339,571	117.62
BOLIVIA	882,548	613,916	-30.44	901,162	764,830	-15.13
URUGUAY	56,000	42,000	-25.00	134,650	94,053	-30.15
PERU	73,212	186,284	154.44	94,460	236,227	150.08
GUYANA	24,768	0	-100.00	32,035	0	-100.00
TRINIDAD AND TOBAGO	194,311	161,334	-16.97	185,617	165,099	-11.05
JAMAICA	580,094	787,242	35.71	530,665	461,355	-13.06
BELIZE	3,525	28,558	710.16	17,215	33,202	92.87
DOMINICAN REPUBLIC	183,830	117,237	-36.23	249,837	137,749	-44.86
EL SALVADOR	38,880	114,371	194.16	50,512	133,246	163.79
COSTA RICA	43,930	82,015	86.69	62,103	106,453	71.41
HAITI	4,399,394	6,082,267	38.25	5,376,238	6,187,743	15.09
BARBADOS	55,937	73,398	31.22	62,953	93,777	48.96
BERMUDA	13	216	1,561.54	62	740	1,093.55
CAPE VERDE	137,546	39,997	-70.92	116,663	21,963	-81.17
DOMINICA	25,920	18,930	-26.97	36,000	20,713	-42.46
FRENCH POLYNESIA	39,071	93,694	139.80	30,989	59,112	90.75
MARTINIQUE	0	20,648	-	0	13,452	-
NETHERLANDS ANTILLES	197,521	38,878	-80.32	251,292	45,460	-81.91
SAINT LUCIA	0	137	-	0	1,131	-
GUADELOUPE	0	20,880	-	0	8,352	-
SAINT KITTS AND NEVIS	0	312	-	0	1,597	-
UNITED KINGDOM	491,967	174,680	-64.49	677,056	363,084	-46.37
NETHERLANDS	485,107	810,954	67.17	779,773	1,042,570	33.70
FRANCE	155,937	568,819	264.77	153,034	439,167	186.97
GERMANY, FED. REP. OF	114,931	22,842	-80.13	115,576	38,257	-66.90
AUSTRIA	168,003	264,040	57.16	238,437	328,441	37.75

TABEL 5. PERKEMBANGAN EKSPOR INDONESIA MENURUT KOMODITI DAN NEGARA TUJUAN

JENIS BARANG	BERAT BERSIH (KG)		PERUB	NILAI FOB (US \$)		PERUB
	JAN-OKT 2008	JAN-OKT 2009	%	JAN-OKT 2008	JAN-OKT 2009	%
	(1)	(2)	(3)	(4)	(5)	(6)
BELGIUM	392,805	489,415	24.59	405,044	352,060	-13.08
SWITZERLAND	1,231	639	-48.09	6,772	3,206	-52.66
DENMARK	17,973	590	-96.72	34,655	3,860	-88.86
NORWAY	111	0	-100.00	2,899	0	-100.00
SWEDEN	192,451	11,752	-93.89	246,666	13,367	-94.58
ITALY	581,044	469,020	-19.28	575,414	341,013	-40.74
SPAIN	378,532	642,598	69.76	748,291	837,677	11.95
PORTUGAL	67,588	227,262	236.25	69,750	219,029	214.02
MONTSERRAT	0	454	-	0	649	-
GREECE	92,522	54,849	-40.72	165,663	125,225	-24.41
ANDORRA	0	72,104	-	0	86,314	-
DEMOCRATIC REPUBLIC OF THE C	8,350,461	8,150,980	-2.39	8,405,014	5,766,107	-31.40
HUNGARY	0	45	-	0	242	-
POLAND	816,011	686,000	-15.93	818,830	597,461	-27.03
ROMANIA	73,562	60,874	-17.25	82,543	62,941	-23.75
BULGARIA	134,390	206,570	53.71	183,519	250,274	36.37
YUGOSLAVIA	12,957	36	-99.72	23,154	137	-99.41
ALBANIA	13,701	0	-100.00	18,528	0	-100.00
TURKMENISTAN	507	0	-100.00	1,785	0	-100.00
UKRAINE	1,520,000	20,000	-98.68	1,519,520	13,180	-99.13
UZBEKISTAN	103,998	527,497	407.22	74,600	254,500	241.15
LITHUANIA	30	0	-100.00	189	0	-100.00
LATVIA	20,589	0	-100.00	24,409	0	-100.00
GEORGIA	0	147,036	-	0	95,415	-
CROATIA	84	36,721	43,615.48	169	36,094	21,257.40
MALTA	47,776	15,505	-67.55	79,874	20,902	-73.83
SLOVENIA	105	203,749	193,946.67	461	97,425	21,033.41
CZECH REPUBLIC	0	22	-	0	306	-
RUSSIA FEDERATION	478,874	472,804	-1.27	508,538	448,921	-11.72
-BAHAN CELUP ORGANIK SINTETII	25,444,582	16,910,287	-33.54	120,430,121	77,107,589	-35.97
JAPAN	3,905,819	1,432,547	-63.32	19,163,968	5,345,816	-72.10
HONG KONG	1,724,233	845,514	-50.96	8,940,455	4,178,917	-53.26
KOREA, REPUBLIC OF	835,068	530,664	-36.45	3,839,602	2,397,208	-37.57
TAIWAN	950,620	950,939	0.03	5,153,880	4,919,232	-4.55
CHINA	4,150,789	3,595,315	-13.38	12,830,634	9,304,506	-27.48
THAILAND	353,627	500,977	41.67	1,252,609	1,557,078	24.31
SINGAPORE	3,980,833	1,973,971	-50.41	23,541,036	13,794,803	-41.40
PHILIPPINES	69,668	92,149	32.27	150,221	231,052	53.81
MALAYSIA	194,790	208,463	7.02	745,545	771,647	3.50
NEPAL	0	17,998	-	0	17,144	-
VIET NAM	228,868	76,516	-66.57	958,715	532,303	-44.48
INDIA	93,137	77,075	-17.25	492,519	361,845	-26.53
PAKISTAN	293,868	441,087	50.10	1,139,526	1,338,670	17.48
BANGLADESH	478,927	821,346	71.50	1,442,327	2,140,153	48.38
SRI LANKA	34,929	91,956	163.27	182,288	507,182	178.23
IRAN (ISLAMIC REPUBLIC OF)	18,921	8,472	-55.22	39,288	39,574	0.73
SAUDI ARABIA	4,498	0	-100.00	4,506	0	-100.00
ISRAEL	1,000	1,000	0.00	2,280	5,110	124.12
JORDAN	38,688	16,798	-56.58	154,405	56,015	-63.72
TURKEY	724,020	1,141,661	57.68	4,121,270	5,902,519	43.22
UNITED ARAB EMIRATES	1,000	570	-43.00	4,536	5,255	15.85
EGYPT	9,913	29,676	199.36	53,406	108,214	102.63
MOROCCO	0	1,000	-	0	1,900	-
TANZANIA, UNITED REPUBLIC OF	55,943	51,348	-8.21	137,021	142,851	4.25
MADAGASCAR	300	0	-100.00	1,878	0	-100.00
NIGERIA	446,115	315,778	-29.22	522,760	388,685	-25.65
COTE D'IVOIRE	0	3,000	-	0	10,500	-
SEYCHELLES	1,070	0	-100.00	800	0	-100.00
SOUTH AFRICA	27,799	13,477	-51.52	119,549	59,531	-50.20
AUSTRALIA	54,914	23,658	-56.92	207,923	111,851	-46.21
NEW ZEALAND	4,703	2,565	-45.46	16,743	30,367	81.37
FIJI	3,879	1,600	-58.75	46,929	15,816	-66.30
UNITED STATES	2,176,728	385,262	-82.30	8,251,657	3,561,580	-56.84
CANADA	8,688	43,569	401.48	74,515	76,986	3.32
MEXICO	335,405	250,660	-25.27	2,039,356	1,694,301	-16.92
HONDURAS	1,250	3,600	188.00	8,975	16,502	83.87
NICARAGUA	0	5,300	-	0	38,421	-
PANAMA	0	2,700	-	0	54,540	-
CHILE	5,574	1,900	-65.91	27,239	14,144	-48.07
ARGENTINA	56,473	31,490	-44.24	217,642	236,221	8.54
BRAZIL	425,580	253,132	-40.52	2,469,324	1,627,807	-34.08
COLOMBIA	1,800	3,373	87.39	10,920	18,335	67.90
PERU	0	1,000	-	0	5,150	-

TABEL 5. PERKEMBANGAN EKSPOR INDONESIA MENURUT KOMODITI DAN NEGARA TUJUAN

JENIS BARANG	BERAT BERSIH (KG)		PERUB	NILAI FOB (US \$)		PERUB
	JAN-OKT 2008	JAN-OKT 2009	%	JAN-OKT 2008	JAN-OKT 2009	%
	(1)	(2)	(3)	(4)	(5)	(6)
EL SALVADOR	0	1,200	-	0	11,437	-
UNITED KINGDOM	129,248	40,620	-68.57	709,509	300,297	-57.68
NETHERLANDS	49,521	158,550	220.17	335,760	201,537	-39.98
GERMANY, FED. REP. OF	1,900,222	1,572,593	-17.24	13,779,676	11,594,512	-15.86
BELGIUM	196,181	169,869	-13.41	1,518,747	887,438	-41.57
SWITZERLAND	106,592	45,293	-57.51	731,928	349,324	-52.27
NORWAY	184,200	103,800	-43.65	331,269	98,496	-70.27
SWEDEN	138,600	84,200	-39.25	272,745	129,148	-52.65
ITALY	243,801	101,687	-58.29	841,232	361,741	-57.00
SPAIN	709,649	361,070	-49.12	3,082,167	1,434,519	-53.46
PORTUGAL	0	19,100	-	0	96,673	-
POLAND	87,131	2,899	-96.67	460,841	12,480	-97.29
CZECH REPUBLIC	0	300	-	0	10,256	-
-PREPARAT PEMBASMI KUMAN, DI	46,584,628	49,170,274	5.55	113,538,377	136,758,234	20.45
JAPAN	3,338,908	3,492,992	4.61	4,286,381	4,230,061	-1.31
HONG KONG	18,627	33,523	79.97	81,785	156,716	91.62
KOREA, REPUBLIC OF	1,002,976	739,083	-26.31	3,304,738	2,193,924	-33.61
TAIWAN	737,910	596,554	-19.16	1,895,234	2,348,334	23.91
CHINA	1,087,579	1,731,305	59.19	14,897,633	26,193,120	75.82
PAPUA NEW GUINEA	158,708	63,180	-60.19	118,184	48,370	-59.07
THAILAND	9,127,991	7,119,408	-22.00	19,309,637	22,349,804	15.74
SINGAPORE	3,902,918	3,443,827	-11.76	17,147,991	8,672,645	-49.42
PHILIPPINES	8,137,968	9,605,519	18.03	16,785,644	24,236,970	44.39
MALAYSIA	3,484,330	4,195,586	20.41	8,684,221	14,573,604	67.82
MYANMAR (FORM. BURMA)	358,979	107,520	-70.05	242,729	75,801	-68.77
BRUNEI DARUSSALAM	3,377	4,392	30.06	9,585	15,469	61.39
NEPAL	89,117	0	-100.00	162,096	0	-100.00
VIET NAM	1,026,166	1,054,094	2.72	8,455,273	9,294,148	9.92
MALDIVES	66,096	64,812	-1.94	123,182	151,092	22.66
INDIA	32,003	52,865	65.19	30,724	64,882	111.18
PAKISTAN	2,536,321	3,248,437	28.08	2,608,680	3,158,570	21.08
BANGLADESH	896,595	966,073	7.75	1,595,053	1,787,720	12.08
SRI LANKA	250,478	822,282	228.29	470,300	1,407,367	199.25
IRAN (ISLAMIC REPUBLIC OF)	599	0	-100.00	7,386	0	-100.00
SAUDI ARABIA	4,314	9,787	126.87	52,469	119,679	128.09
JORDAN	1,336	26,698	1,898.35	224	42,192	18,735.71
LEBANON	266,567	193,867	-27.27	303,518	213,990	-29.50
YEMEN	0	9,681	-	0	21,283	-
OMAN	451	507	12.42	2,585	2,654	2.67
TURKEY	0	1	-	0	5	-
UNITED ARAB EMIRATES	47,583	1,962	-95.88	56,636	19,131	-66.22
CYPRUS	5,445	0	-100.00	10,515	0	-100.00
LIBYAN ARAB JAMAHIRIYA	98,156	48,830	-50.25	150,959	67,315	-55.41
ALGERIA	7,680	0	-100.00	7,772	0	-100.00
SUDAN	0	17,279	-	0	88,857	-
TANZANIA, UNITED REPUBLIC OF	426,764	247,165	-42.08	368,950	281,491	-23.70
MADAGASCAR	20,160	315,252	1,463.75	14,112	240,500	1,604.22
KENYA	73,541	99,937	35.89	69,117	103,020	49.05
MOZAMBIQUE	88,621	0	-100.00	77,435	0	-100.00
EQUATORIAL GUINEA	9,295	5,256	-43.45	13,584	7,080	-47.88
TOGO	119,044	29,985	-74.81	113,209	26,787	-76.34
GHANA	110,016	66,528	-39.53	89,222	51,264	-42.54
GUINEA	19,696	15,748	-20.04	16,917	16,006	-5.39
ANGOLA	20,383	3,896	-80.89	22,744	9,063	-60.15
CAMEROON	374	0	-100.00	3,697	0	-100.00
NIGERIA	0	23,404	-	0	20,152	-
COTE D'IVOIRE	194,140	109,800	-43.44	186,233	94,883	-49.05
SENEGAL	0	9,696	-	0	18,422	-
BENIN	26,422	33,484	26.73	62,051	69,156	11.45
GAMBIA	8,943	6,110	-31.68	18,475	15,820	-14.37
SOUTH AFRICA	536,839	734,319	36.79	750,202	924,198	23.19
ZIMBABWE	17,993	0	-100.00	21,498	0	-100.00
ZAMBIA	20,319	0	-100.00	16,502	0	-100.00
MALAWI	181,440	0	-100.00	131,760	0	-100.00
COMOROS	320	0	-100.00	1,167	0	-100.00
MAURITIUS	271,420	212,523	-21.70	326,880	327,741	0.26
VIRGIN ISLANDS (BRITISH)	387	407	5.17	3,914	3,795	-3.04
AUSTRALIA	273,338	290,799	6.39	416,353	337,624	-18.91
NEW ZEALAND	6,743	572	-91.52	296,074	44,465	-84.98
MICRONESIA, FEDERATED STATES	346	1,588	358.96	808	2,745	239.73
GUAM	2,250	2,250	0.00	3,669	3,944	7.50
NEW CALEDONIA	26,415	35,515	34.45	43,147	53,595	24.21
SAINT VINCENT AND THE GRENAD	9,041	9,041	0.00	9,380	9,026	-3.77

TABEL 5. PERKEMBANGAN EKSPOR INDONESIA MENURUT KOMODITI DAN NEGARA TUJUAN

JENIS BARANG	BERAT BERSIH (KG)		PERUB	NILAI FOB (US \$)		PERUB
	JAN-OKT 2008	JAN-OKT 2009	%	JAN-OKT 2008	JAN-OKT 2009	%
	(1)	(2)	(3)	(4)	(5)	(6)
VANUATU	10,534	10,118	-3.95	10,217	9,657	-5.48
WALLIS AND FUTUNA ISLANDS	3,145	5,325	69.32	8,710	16,401	88.30
AMERICAN SAMOA	36,375	29,100	-20.00	53,603	41,613	-22.37
COOK ISLANDS	8,812	18,878	114.23	8,607	15,889	84.61
FIJI	72,059	56,882	-21.06	67,023	47,805	-28.67
KIRIBATI	2,475	0	-100.00	2,316	0	-100.00
SAMOA	160,002	134,265	-16.09	148,004	128,612	-13.10
SOLOMON ISLANDS	1,012	2,251	122.43	849	7,220	750.41
TONGA	19,623	19,574	-0.25	14,742	20,441	38.66
TUVALU	0	130	-	0	226	-
EAST TIMOR	19,605	136,311	595.29	35,505	256,526	622.51
UNITED STATES	103	413	300.97	4,045	24,203	498.34
MEXICO	3,695,474	4,779,983	29.35	4,962,153	6,036,799	21.66
GUATEMALA	349,721	167,258	-52.17	349,784	210,247	-39.89
HONDURAS	679,212	412,150	-39.32	781,946	443,530	-43.28
NICARAGUA	281,089	244,487	-13.02	269,811	299,077	10.85
SURINAME	2,879	2,421	-15.91	35,438	29,811	-15.88
VENEZUELA	238,974	65,892	-72.43	272,917	88,943	-67.41
ARGENTINA	7,485	14,985	100.20	244,664	149,814	-38.77
BRAZIL	24,383	104,927	330.33	17,166	477,561	2,682.02
COLOMBIA	20,525	0	-100.00	21,236	0	-100.00
PERU	9,209	6,665	-27.63	105,197	57,012	-45.80
GUYANA	9,041	9,041	0.00	10,749	9,341	-13.10
TRINIDAD AND TOBAGO	36,164	80,686	123.11	40,230	92,087	128.90
BAHAMAS	9,041	0	-100.00	10,290	0	-100.00
JAMAICA	225,662	271,347	20.24	313,505	354,778	13.17
BELIZE	838	320	-61.81	4,031	5,389	33.69
DOMINICAN REPUBLIC	0	93,766	-	0	111,785	-
EL SALVADOR	224,130	237,306	5.88	228,245	304,038	33.21
COSTA RICA	94,325	14,122	-85.03	128,159	24,569	-80.83
HAITI	306,906	1,073,460	249.77	205,352	860,203	318.89
BARBADOS	9,041	9,041	0.00	10,330	9,677	-6.32
ANTIGUA AND BARBUDA	9,041	0	-100.00	9,340	0	-100.00
DOMINICA	36,164	106,755	195.20	49,976	142,979	186.10
FRENCH GUIANA	8,377	8,392	0.18	11,469	11,724	2.22
FRENCH POLYNESIA	119,248	181,121	51.89	96,090	159,149	65.62
GRENADA	9,041	9,041	0.00	10,390	8,676	-16.50
MARTINIQUE	0	7,121	-	0	11,419	-
NETHERLANDS ANTILLES	825	1,543	87.03	6,174	14,694	138.00
SAINT LUCIA	9,041	9,041	0.00	11,615	8,777	-24.43
GUADELOUPE	6,840	6,911	1.04	10,971	10,347	-5.69
UNITED KINGDOM	8,257	33,505	305.78	35,659	130,358	265.57
NETHERLANDS	155,208	199,369	28.45	156,663	224,476	43.29
FRANCE	30,795	9,604	-68.81	75,577	12,294	-83.73
GERMANY, FED. REP. OF	29,496	0	-100.00	21,135	0	-100.00
BELGIUM	39,879	130,020	226.04	194,827	363,790	86.72
SWITZERLAND	41	2	-95.12	444	4	-99.10
SWEDEN	9,351	0	-100.00	14,579	0	-100.00
FINLAND	117,522	69,053	-41.24	153,789	91,080	-40.78
ITALY	142,578	291,237	104.27	219,799	674,332	206.79
GREECE	141,652	157,400	11.12	216,822	262,884	21.24
GEORGIA	0	2,000	-	0	2,580	-
MALTA	0	27,900	-	0	40,800	-
RUSSIA FEDERATION	0	15,816	-	0	260,137	-
-DAMAR TIRUAN, BAHAN PLASTIK	1,014,174,817	1,009,690,563	-0.44	1,829,813,946	1,452,416,588	-20.62
JAPAN	171,569,337	154,684,909	-9.84	330,372,783	273,414,447	-17.24
HONG KONG	27,557,661	20,905,877	-24.14	36,570,107	28,688,872	-21.55
KOREA, REPUBLIC OF	10,098,708	11,579,769	14.67	19,580,124	25,360,377	29.52
TAIWAN	15,420,831	14,091,192	-8.62	35,025,367	26,518,922	-24.29
CHINA	92,832,373	164,882,311	77.61	100,241,125	130,541,698	30.23
MONGOLIA	12,683	2,773	-78.14	43,132	7,991	-81.47
MACAU	2,769	50,456	1,722.17	7,265	68,104	837.43
PAPUA NEW GUINEA	632,873	611,976	-3.30	1,486,966	1,353,601	-8.97
THAILAND	23,028,834	21,009,704	-8.77	63,923,454	51,264,886	-19.80
SINGAPORE	65,665,332	58,173,232	-11.41	141,459,071	110,224,108	-22.08
PHILIPPINES	30,034,465	35,801,821	19.20	58,153,106	49,002,175	-15.74
MALAYSIA	89,135,247	83,312,300	-6.53	159,405,940	112,043,894	-29.71
MYANMAR (FORM. BURMA)	5,315,370	7,515,560	41.39	7,961,100	6,275,342	-21.17
CAMBODIA	219,215	206,119	-5.97	405,607	461,355	13.74
BRUNEI DARUSSALAM	327,427	268,960	-17.86	481,529	409,951	-14.86
LAO PEOPLE'S DEMOCRATIC REPL	0	34,983	-	0	41,577	-
NEPAL	88,063	30,333	-65.56	197,814	87,025	-56.01
BHUTAN	203	57	-71.92	1,030	228	-77.86

TABEL 5. PERKEMBANGAN EKSPOR INDONESIA MENURUT KOMODITI DAN NEGARA TUJUAN

JENIS BARANG	BERAT BERSIH (KG)		PERUB	NILAI FOB (US \$)		PERUB
	JAN-OKT 2008	JAN-OKT 2009	%	JAN-OKT 2008	JAN-OKT 2009	%
	(1)	(2)	(3)	(4)	(5)	(6)
VIET NAM	42,754,769	61,043,396	42.78	62,734,878	70,656,109	12.63
MALDIVES	223,611	112,921	-49.50	496,391	252,078	-49.22
INDIA	17,139,402	30,847,870	79.98	26,078,171	36,590,907	40.31
PAKISTAN	4,392,541	3,196,037	-27.24	8,008,510	6,260,975	-21.82
BANGLADESH	26,834,543	21,388,567	-20.29	32,561,239	20,437,202	-37.23
SRI LANKA	6,938,879	8,190,683	18.04	12,015,030	10,935,181	-8.99
AFGHANISTAN	18,376	249,283	1,256.57	32,145	357,604	1,012.47
IRAN (ISLAMIC REPUBLIC OF)	123,598	193,239	56.34	457,822	944,403	106.28
SAUDI ARABIA	5,476,170	4,230,378	-22.75	15,474,015	13,025,666	-15.82
ISRAEL	406,216	467,031	14.97	733,942	706,203	-3.78
KUWAIT	522,495	884,012	69.19	1,424,250	1,711,055	20.14
JORDAN	380,204	429,423	12.95	644,037	517,739	-19.61
LEBANON	613,294	593,105	-3.29	1,555,051	945,100	-39.22
YEMEN	2,469,007	577,542	-76.61	3,789,058	1,010,229	-73.34
OMAN	277,393	234,110	-15.60	583,313	388,355	-33.42
SYRIA ARAB REPUBLIC	1,119,489	916,183	-18.16	2,245,652	2,094,184	-6.74
TURKEY	53,511,228	29,013,754	-45.78	70,322,142	27,818,807	-60.44
UNITED ARAB EMIRATES	6,093,950	6,652,345	9.16	14,910,470	13,732,479	-7.90
QATAR	58,603	99,886	70.45	219,493	369,586	68.38
BAHRAIN	3,732,717	79,730	-97.86	3,878,566	183,244	-95.28
CYPRUS	34,039	14,813	-56.48	124,986	45,375	-63.70
EGYPT	12,153,246	10,172,709	-16.30	14,628,909	10,015,400	-31.54
LIBYAN ARAB JAMAHIRIYA	79,341	126,288	59.17	304,176	469,461	54.34
MOROCCO	180,581	671,607	271.91	655,748	2,234,146	240.70
TUNISIA	107,791	85,655	-20.54	289,122	216,367	-25.16
ALGERIA	1,980,067	261,553	-86.79	2,830,294	319,742	-88.70
SUDAN	324,355	263,068	-18.90	2,130,710	377,932	-82.26
NAMIBIA	29	33,131	114,144.83	62	114,374	184,374.19
ETHIOPIA	54,299	8,441	-84.45	37,639	31,075	-17.44
TANZANIA, UNITED REPUBLIC OF	356,209	1,002,464	181.43	739,809	2,019,501	172.98
MADAGASCAR	381,333	144,240	-62.17	761,246	271,357	-64.35
SOMALIA	71,831	57,216	-20.35	232,242	160,310	-30.97
KENYA	2,591,682	2,651,498	2.31	3,655,605	2,207,437	-39.62
REUNION	152,536	170,954	12.07	293,744	274,835	-6.44
MOZAMBIQUE	6,072	33,421	450.41	6,466	92,913	1,336.95
BOTSWANA	401	632	57.61	1,354	1,102	-18.61
TOGO	455,093	835,111	83.50	918,315	1,159,237	26.24
GHANA	970,765	1,373,972	41.53	1,714,898	1,586,606	-7.48
LIBERIA	92,429	1,147	-98.76	80,347	5,298	-93.41
GUINEA	658,984	513,634	-22.06	957,473	458,526	-52.11
ANGOLA	138,620	18,257	-86.83	224,078	45,468	-79.71
CONGO	15,418	61,028	295.82	40,656	122,833	202.13
CAMEROON	385,946	317,092	-17.84	969,705	678,992	-29.98
NIGERIA	4,612,203	6,967,928	51.08	14,728,587	11,784,123	-19.99
SIERRA LEONE	1,246	0	-100.00	4,744	0	-100.00
GABON	85,933	218,910	154.74	186,329	345,590	85.47
COTE D'IVOIRE	472,240	409,686	-13.25	1,426,199	1,980,109	38.84
SENEGAL	99,533	90,840	-8.73	300,874	300,342	-0.18
MAURITANIA	39,244	130,941	233.66	68,979	189,446	174.64
MALI	248,973	419,444	68.47	526,260	731,541	39.01
BENIN	101,065	164,913	63.18	151,841	300,422	97.85
BURKINA FASO	55,588	68,506	23.24	103,190	67,915	-34.18
GAMBIA	31	507	1,535.48	117	1,366	1,067.52
SEYCHELLES	4,993	37,174	644.52	13,695	49,224	259.43
UGANDA	2,064	4,331	109.84	5,935	15,362	158.84
NIGER	0	3,749	-	0	15,297	-
DJIBOUTI	76,530	17,247	-77.46	222,924	126,145	-43.41
SAINT HELENA	210,000	0	-100.00	343,675	0	-100.00
SAO TOME AND PRINCIPE	0	3,300	-	0	3,296	-
SWAZILAND	2,058	0	-100.00	4,896	0	-100.00
SOUTH AFRICA	2,495,048	12,083,909	384.32	5,028,636	14,521,412	188.77
ZIMBABWE	100	9,797	9,697.00	400	29,407	7,251.75
ZAMBIA	41,644	804	-98.07	71,257	3,360	-95.28
COMOROS	4,085	0	-100.00	15,488	0	-100.00
MAURITIUS	4,792,783	4,978,851	3.88	6,960,182	5,384,008	-22.65
RWANDA	5,579	0	-100.00	28,777	0	-100.00
VIRGIN ISLANDS (BRITISH)	92,478	2,454	-97.35	119,214	6,880	-94.23
AUSTRALIA	44,259,051	29,477,960	-33.40	78,137,784	45,245,850	-42.09
NEW ZEALAND	2,687,080	4,445,376	65.44	5,770,628	5,939,803	2.93
MICRONESIA, FEDERATED STATES	13,585	10	-99.93	15,244	30	-99.80
GUAM	1,085	12,752	1,075.30	10,836	37,759	248.46
PALAU	470	871	85.32	1,053	4,101	289.46
NEW CALEDONIA	101,441	57,600	-43.22	724,004	228,984	-68.37
NORTHERN MARIANA ISLANDS	0	1	-	0	1	-

TABEL 5. PERKEMBANGAN EKSPOR INDONESIA MENURUT KOMODITI DAN NEGARA TUJUAN

JENIS BARANG	BERAT BERSIH (KG)		PERUB	NILAI FOB (US \$)		PERUB
	JAN-OKT 2008	JAN-OKT 2009	%	JAN-OKT 2008	JAN-OKT 2009	%
	(1)	(2)	(3)	(4)	(5)	(6)
SAINT VINCENT AND THE GRENAD	128	61	-52.34	206	65	-68.45
VANUATU	10,320	15,502	50.21	17,037	26,586	56.05
WALLIS AND FUTUNA ISLANDS	32	160	400.00	50	438	776.00
COOK ISLANDS	8,353	392	-95.31	19,651	5,037	-74.37
FIJI	510,712	367,741	-27.99	1,417,907	938,945	-33.78
KIRIBATI	24	0	-100.00	271	0	-100.00
SAMOA	28,830	17,019	-40.97	165,606	76,319	-53.92
SOLOMON ISLANDS	48,248	68,400	41.77	72,931	63,043	-13.56
TONGA	17,725	6,392	-63.94	15,947	10,684	-33.00
EAST TIMOR	2,536,609	4,508,723	77.75	1,878,934	4,411,395	134.78
UNITED STATES	151,971,259	120,682,100	-20.59	285,005,731	175,747,400	-38.34
CANADA	1,791,033	1,596,169	-10.88	6,512,480	4,780,855	-26.59
MEXICO	846,262	1,235,687	46.02	3,315,936	4,512,825	36.10
GUATEMALA	1,461,764	1,731,993	18.49	2,286,013	2,099,749	-8.15
HONDURAS	34,857	82,810	137.57	100,926	154,528	53.11
NICARAGUA	668	122	-81.74	1,153	250	-78.32
PANAMA	453,351	15,625	-96.55	4,886,927	42,867	-99.12
SURINAME	31,522	29,582	-6.15	63,399	134,752	112.55
CHILE	328,851	1,089,675	231.36	956,573	1,099,371	14.93
VENEZUELA	42,228	75,795	79.49	191,140	373,392	95.35
ARGENTINA	524,285	269,831	-48.53	869,595	606,742	-30.23
BRAZIL	539,720	2,372,933	339.66	3,834,785	7,114,344	85.52
COLOMBIA	116,925	50,320	-56.96	1,345,582	694,324	-48.40
BOLIVIA	36,912	472	-98.72	110,103	22,146	-79.89
URUGUAY	974,153	913,298	-6.25	1,590,237	1,171,718	-26.32
PARAGUAY	964,500	4,698,232	387.12	1,616,435	4,950,531	206.26
ECUADOR	52,550	0	-100.00	120,032	0	-100.00
PERU	679,236	80,762	-88.11	1,752,442	504,923	-71.19
GUYANA	64,091	19,238	-69.98	115,057	23,444	-79.62
TRINIDAD AND TOBAGO	10,360	25,440	145.56	71,041	111,540	57.01
BAHAMAS	6,401	1,551	-75.77	10,471	4,862	-53.57
JAMAICA	18,068	9,606	-46.83	34,903	37,231	6.67
PUERTO RICO	167,959	106,751	-36.44	375,906	193,857	-48.43
BELIZE	245	2,679	993.47	1,000	3,125	212.50
DOMINICAN REPUBLIC	25,176	31,138	23.68	79,415	105,811	33.24
EL SALVADOR	281,600	228,447	-18.88	418,836	259,735	-37.99
COSTA RICA	401,400	180,999	-54.91	635,383	280,047	-55.92
HAITI	2,834	2,931	3.42	11,801	8,639	-26.79
BARBADOS	104	32	-69.23	346	156	-54.91
ANTIGUA AND BARBUDA	206	238	15.53	573	430	-24.96
ANGUILLA	0	18,710	-	0	13,456	-
BERMUDA	934	1,015	8.67	4,489	3,916	-12.76
CAYMAN ISLANDS	2,567	0	-100.00	746	0	-100.00
DOMINICA	0	1,760	-	0	5,890	-
FRENCH GUIANA	2,041	2,229	9.21	4,288	2,586	-39.69
FRENCH POLYNESIA	28,255	12,726	-54.96	66,412	24,927	-62.47
GRENADA	316	200	-36.71	1,572	831	-47.14
MARTINIQUE	2,736	2,921	6.76	16,893	23,404	38.54
NETHERLANDS ANTILLES	64,697	11,758	-81.83	84,154	25,088	-70.19
SAINT LUCIA	0	271	-	0	2,230	-
TURKS AND CAICOS ISLANDS	810	1,106	36.54	1,732	3,968	129.10
GUADELOUPE	14,998	7,113	-52.57	34,469	15,200	-55.90
SAINT KITTS AND NEVIS	0	59	-	0	85	-
UNITED KINGDOM	9,412,067	6,908,646	-26.60	23,839,414	15,184,724	-36.30
NETHERLANDS	3,754,105	3,805,492	1.37	9,053,285	7,948,079	-12.21
FRANCE	4,224,559	4,024,132	-4.74	14,829,327	14,308,255	-3.51
GERMANY, FED. REP. OF	4,350,309	3,589,940	-17.48	13,373,877	9,842,987	-26.40
AUSTRIA	12,462	4,406	-64.64	68,586	15,602	-77.25
BELGIUM	11,016,775	10,854,195	-1.48	25,673,942	18,173,752	-29.21
SWITZERLAND	1,246,098	72,474	-94.18	2,299,686	469,096	-79.60
LUXEMBOURG	0	1,001	-	0	987	-
MONACO	0	12,072	-	0	37,007	-
DENMARK	173,375	286,279	65.12	636,200	780,764	22.72
NORWAY	82,157	79,059	-3.77	354,091	179,333	-49.35
SWEDEN	478,752	257,112	-46.30	1,252,639	880,705	-29.69
FINLAND	254,959	156,174	-38.75	658,760	361,226	-45.17
IRELAND	729,193	492,335	-32.48	1,342,331	634,595	-52.72
ITALY	3,287,384	3,254,502	-1.00	9,138,336	7,957,205	-12.93
SPAIN	7,204,813	6,000,931	-16.71	14,973,748	12,166,770	-18.75
PORTUGAL	465,362	505,585	8.64	1,359,349	1,603,404	17.95
ICELAND	396,030	616,000	55.54	620,199	696,335	12.28
GREECE	2,268,874	800,025	-64.74	5,509,398	2,251,882	-59.13
ANDORRA	256	0	-100.00	118	0	-100.00
DEMOCRATIC REPUBLIC OF THE C	323,766	231,656	-28.45	470,907	331,437	-29.62

TABEL 5. PERKEMBANGAN EKSPOR INDONESIA MENURUT KOMODITI DAN NEGARA TUJUAN

JENIS BARANG	BERAT BERSIH (KG)		PERUB	NILAI FOB (US \$)		PERUB
	JAN-OKT 2008	JAN-OKT 2009	%	JAN-OKT 2008	JAN-OKT 2009	%
	(1)	(2)	(3)	(4)	(5)	(6)
HUNGARY	155,925	149,923	-3.85	460,087	373,439	-18.83
POLAND	1,053,415	615,521	-41.57	2,779,201	2,259,950	-18.68
ROMANIA	1,111,245	366,870	-66.99	2,005,922	649,835	-67.60
BULGARIA	288,239	15,606	-94.59	465,990	34,644	-92.57
YUGOSLAVIA	525	1	-99.81	4,172	11	-99.74
ALBANIA	305	1,098	260.00	459	1,906	315.25
ARMENIA	46,198	42,846	-7.26	137,418	119,105	-13.33
AZERBAIJAN	16,893	0	-100.00	50,069	0	-100.00
KAZAKHSTAN	312,000	18,632	-94.03	553,500	54,104	-90.23
UKRAINE	3,595,236	389,537	-89.17	5,615,907	1,128,266	-79.91
LITHUANIA	389,886	98,734	-74.68	795,375	166,533	-79.06
LATVIA	32,252	3,859	-88.03	70,868	18,345	-74.11
ESTONIA	0	1,009,194	-	0	1,465,170	-
GEORGIA	0	100,499	-	0	85,928	-
CROATIA	39,809	29,186	-26.68	82,659	83,308	0.79
BOSNIA AND HERZEGOVINA	88,906	4	-100.00	94,343	350	-99.63
MALTA	24,001	35,640	48.49	75,241	97,901	30.12
SLOVAKIA	17,199	18,242	6.06	180,779	164,121	-9.21
SLOVENIA	488,838	20,756	-95.75	850,959	58,691	-93.10
CZECH REPUBLIC	7,462	129,173	1,631.08	44,090	237,217	438.03
SOUTH GEORGIA AND THE SOUTH	43	0	-100.00	37	0	-100.00
RUSSIA FEDERATION	4,993,216	3,126,893	-37.38	9,926,134	5,978,213	-39.77
-BAHAN KERTAS	2,170,167,896	1,799,646,492	-17.07	1,245,316,398	650,653,751	-47.75
JAPAN	138,875,982	105,041,994	-24.36	90,267,522	41,586,045	-53.93
KOREA, REPUBLIC OF	535,899,874	239,128,931	-55.38	290,514,768	83,413,760	-71.29
TAIWAN	76,030,217	58,421,962	-23.16	48,814,547	21,069,258	-56.84
CHINA	1,068,934,929	1,016,911,371	-4.87	620,037,703	369,049,096	-40.48
THAILAND	12,669,053	8,712,881	-31.23	8,450,303	3,531,924	-58.20
SINGAPORE	500,842	3,054,204	509.81	195,949	1,331,261	579.39
PHILIPPINES	5,184,654	5,420,739	4.55	2,680,689	2,147,956	-19.87
MALAYSIA	60,000	1,431,353	2,285.59	39,583	542,497	1,270.53
VIET NAM	29,914,097	59,878,291	100.17	15,142,118	21,007,711	38.74
INDIA	141,745,237	155,401,894	9.63	79,203,157	55,684,515	-29.69
PAKISTAN	0	3,262,070	-	0	1,196,751	-
BANGLADESH	19,127,557	33,739,411	76.39	10,765,330	11,928,012	10.80
IRAN (ISLAMIC REPUBLIC OF)	1,096,262	1,500,000	36.83	636,834	527,213	-17.21
SAUDI ARABIA	2,235,691	7,673,902	243.25	1,179,258	2,508,678	112.73
KUWAIT	3,491,204	5,985,579	71.45	1,913,057	1,971,216	3.04
JORDAN	1,493,910	0	-100.00	841,567	0	-100.00
LEBANON	19,802	2,981,351	14,955.81	11,881	961,227	7,990.46
SYRIA ARAB REPUBLIC	0	1,991,193	-	0	629,821	-
UNITED ARAB EMIRATES	4,203,453	14,206,472	237.97	2,523,808	5,130,025	103.27
EGYPT	0	99,900	-	0	34,965	-
KENYA	0	79,920	-	0	23,976	-
DJIBOUTI	0	2,010,519	-	0	663,397	-
AUSTRALIA	496,190	0	-100.00	262,981	0	-100.00
EAST TIMOR	0	259	-	0	61	-
UNITED STATES	0	97,544	-	0	35,116	-
CANADA	0	80,564	-	0	26,586	-
PANAMA	1,000,000	0	-100.00	625,000	0	-100.00
UNITED KINGDOM	5	86,944	1,738,780.00	5	37,795	755,800.00
NETHERLANDS	10,008,739	13,023,983	30.13	5,283,241	4,408,074	-16.56
FRANCE	22,473,995	9,035,718	-59.79	12,279,381	3,042,601	-75.22
GERMANY, FED. REP. OF	96,364	0	-100.00	53,887	0	-100.00
FINLAND	0	38,044	-	0	10,044	-
ITALY	94,609,839	50,349,457	-46.78	53,593,829	18,153,665	-66.13
PORTUGAL	0	42	-	0	505	-
-ALAS KAKI (KULIT, KARET DAN K/	105,497,859	99,406,510	-5.77	1,527,002,213	1,405,213,511	-7.98
JAPAN	5,901,972	5,274,189	-10.64	75,383,767	64,028,064	-15.06
HONG KONG	1,343,658	1,245,489	-7.31	18,494,715	15,074,613	-18.49
KOREA, DEMOCRATIC PEOPLE'S R	20,802	0	-100.00	312,730	0	-100.00
KOREA, REPUBLIC OF	1,910,574	1,672,009	-12.49	26,057,452	23,389,754	-10.24
TAIWAN	1,579,332	1,423,736	-9.85	12,785,263	12,276,146	-3.98
CHINA	3,723,151	2,390,164	-35.80	55,394,112	34,011,226	-38.60
MONGOLIA	0	129	-	0	2,562	-
PAPUA NEW GUINEA	87,593	61,714	-29.54	800,526	631,656	-21.09
THAILAND	527,719	473,389	-10.30	10,221,498	9,452,735	-7.52
SINGAPORE	4,002,449	3,432,393	-14.24	37,551,492	29,643,878	-21.06
PHILIPPINES	600,561	436,303	-27.35	5,454,938	3,495,808	-35.91
MALAYSIA	955,406	584,544	-38.82	9,424,066	5,362,121	-43.10
MYANMAR (FORM. BURMA)	0	44	-	0	17	-
CAMBODIA	6,469	5,589	-13.60	34,477	54,000	56.63

TABEL 5. PERKEMBANGAN EKSPOR INDONESIA MENURUT KOMODITI DAN NEGARA TUJUAN

JENIS BARANG	BERAT BERSIH (KG)		PERUB	NILAI FOB (US \$)		PERUB
	JAN-OKT 2008	JAN-OKT 2009	%	JAN-OKT 2008	JAN-OKT 2009	%
	(1)	(2)	(3)	(4)	(5)	(6)
BRUNEI DARUSSALAM	19,297	19,876	3.00	166,864	155,058	-7.08
LAO PEOPLE'S DEMOCRATIC REPL	0	9	-	0	255	-
NEPAL	2,212	6,108	176.13	28,045	66,171	135.95
VIET NAM	124,602	142,422	14.30	1,240,130	1,544,062	24.51
MALDIVES	244,582	189,356	-22.58	324,505	263,684	-18.74
INDIA	154,413	245,384	58.91	1,751,395	1,935,046	10.49
PAKISTAN	456	1,488	226.32	3,847	30,776	700.00
BANGLADESH	83,846	16,247	-80.62	445,627	44,144	-90.09
SRI LANKA	32,242	12,853	-60.14	169,544	86,659	-48.89
IRAN (ISLAMIC REPUBLIC OF)	0	594	-	0	4,822	-
SAUDI ARABIA	311,980	180,412	-42.17	1,077,506	671,418	-37.69
ISRAEL	177,535	116,749	-34.24	2,659,575	1,921,703	-27.74
KUWAIT	3,594	0	-100.00	25,981	0	-100.00
JORDAN	27,290	45,074	65.17	89,081	252,185	183.10
LEBANON	27,651	64,883	134.65	302,115	1,011,386	234.77
YEMEN	348,244	613,149	76.07	461,826	910,345	97.12
OMAN	0	20	-	0	274	-
SYRIA ARAB REPUBLIC	6,881	9,119	32.52	83,285	53,295	-36.01
TURKEY	762,256	677,686	-11.09	10,832,839	9,206,265	-15.02
UNITED ARAB EMIRATES	552,117	492,642	-10.77	6,716,778	6,100,605	-9.17
QATAR	8,009	3,887	-51.47	173,252	102,336	-40.93
BAHRAIN	556	7,722	1,288.85	4,854	49,155	912.67
CYPRUS	10,922	1,807	-83.46	179,078	39,645	-77.86
EGYPT	73,726	39,448	-46.49	1,142,370	569,260	-50.17
MOROCCO	9,242	11,565	25.14	93,879	144,112	53.51
TUNISIA	10,908	28,855	164.53	151,593	63,332	-58.22
ALGERIA	2,150	19,180	792.09	44,203	56,377	27.54
NAMIBIA	34	0	-100.00	103	0	-100.00
ETHIOPIA	151	0	-100.00	120	0	-100.00
TANZANIA, UNITED REPUBLIC OF	312	2,879	822.76	2,025	15,671	673.88
MADAGASCAR	31,901	32,522	1.95	40,492	34,859	-13.91
KENYA	34,358	22,101	-35.67	171,528	149,838	-12.65
REUNION	25,782	15,084	-41.49	218,947	95,754	-56.27
MOZAMBIQUE	34,353	49,674	44.60	13,543	26,061	92.43
TOGO	4,863	5,471	12.50	10,189	13,193	29.48
GHANA	12,000	15,307	27.56	3,000	37,804	1,160.13
LIBERIA	27	0	-100.00	100	0	-100.00
GUINEA	24,123	5,806	-75.93	63,004	4,280	-93.21
CONGO	114,662	58,000	-49.42	100,380	17,125	-82.94
CAMEROON	1,357	231	-82.98	15,578	173	-98.89
NIGERIA	226	6,052	2,577.88	6,952	12,282	76.67
SIERRA LEONE	0	159	-	0	20,693	-
GABON	3,672	38	-98.97	39,085	578	-98.52
COTE D'IVOIRE	2,350	621	-73.57	29,100	5,863	-79.85
SENEGAL	25,475	3,175	-87.54	62,902	7,327	-88.35
MAURITANIA	0	32,321	-	0	53,176	-
MALI	0	8,414	-	0	25,783	-
BENIN	60,352	28,622	-52.57	58,909	16,430	-72.11
GAMBIA	0	1,637	-	0	3,648	-
U.S. VIRGIN ISLANDS	4	0	-100.00	84	0	-100.00
SEYCHELLES	2,736	361	-86.81	13,818	1,630	-88.20
UGANDA	0	2,758	-	0	17,000	-
DJIBOUTI	0	681	-	0	13,122	-
SAO TOME AND PRINCIPE	212	620	192.45	179	253	41.34
SWAZILAND	0	1,265	-	0	42,587	-
SOUTH AFRICA	905,081	1,302,811	43.94	12,560,738	15,533,713	23.67
ZIMBABWE	0	3,429	-	0	8,494	-
ZAMBIA	10,750	4,810	-55.26	70,112	54,931	-21.65
COMOROS	7,735	6,604	-14.62	29,139	32,364	11.07
MAURITIUS	33,504	41,358	23.44	92,977	73,577	-20.87
AUSTRALIA	1,818,806	1,398,785	-23.09	26,939,106	20,672,251	-23.26
NEW ZEALAND	220,866	176,865	-19.92	3,879,743	3,091,018	-20.33
GUAM	2	0	-100.00	17	0	-100.00
PALAU	489	27	-94.48	891	540	-39.39
NEW CALEDONIA	1,991	1,611	-19.09	7,497	30,955	312.90
NORTHERN MARIANA ISLANDS	0	4	-	0	374	-
VANUATU	8,199	6,459	-21.22	100,240	8,560	-91.46
AMERICAN SAMOA	4	0	-100.00	361	0	-100.00
COOK ISLANDS	146	339	132.19	1,848	4,812	160.39
FIJI	4,767	9,301	95.11	51,365	51,476	0.22
SOLOMON ISLANDS	0	225	-	0	2,820	-
TONGA	0	2,303	-	0	13,383	-
EAST TIMOR	647,697	849,824	31.21	681,957	776,947	13.93
UNITED STATES	21,145,407	21,870,206	3.43	322,382,481	323,963,668	0.49

TABEL 5. PERKEMBANGAN EKSPOR INDONESIA MENURUT KOMODITI DAN NEGARA TUJUAN

JENIS BARANG	BERAT BERSIH (KG)		PERUB	NILAI FOB (US \$)		PERUB
	JAN-OKT 2008	JAN-OKT 2009	%	JAN-OKT 2008	JAN-OKT 2009	%
	(1)	(2)	(3)	(4)	(5)	(6)
CANADA	752,612	967,784	28.59	11,808,840	14,292,819	21.03
MEXICO	2,864,198	1,874,733	-34.55	32,337,449	22,644,520	-29.97
GUATEMALA	6,179	70	-98.87	52,996	236	-99.55
HONDURAS	39,657	0	-100.00	326,219	0	-100.00
NICARAGUA	59	199	237.29	85	1,163	1,268.24
PANAMA	920,126	1,129,036	22.70	14,998,146	16,917,922	12.80
CUBA	21,300	1,729	-91.88	49,500	15,468	-68.75
SURINAME	368	1,114	202.72	4,690	16,738	256.89
CHILE	728,875	1,054,878	44.73	11,039,158	14,132,437	28.02
VENEZUELA	73,522	92,558	25.89	883,652	1,123,742	27.17
ARGENTINA	505,746	432,465	-14.49	7,907,586	6,357,183	-19.61
BRAZIL	750,004	1,069,659	42.62	12,686,409	16,490,576	29.99
COLOMBIA	118,653	48,160	-59.41	1,727,558	660,141	-61.79
BOLIVIA	7,667	11,088	44.62	128,675	210,688	63.74
URUGUAY	63,719	56,986	-10.57	1,121,147	841,023	-24.99
PARAGUAY	71,876	30,056	-58.18	1,017,566	403,213	-60.37
ECUADOR	78,249	64,531	-17.53	1,200,002	919,952	-23.34
PERU	114,359	171,288	49.78	1,243,714	2,022,141	62.59
JAMAICA	6,367	821	-87.11	65,465	8,465	-87.07
PUERTO RICO	5,655	6,706	18.59	56,330	30,679	-45.54
BELIZE	1	0	-100.00	5	0	-100.00
DOMINICAN REPUBLIC	1,509	283	-81.25	2,885	2,071	-28.21
EL SALVADOR	3,955	16,387	314.34	56,307	271,581	382.32
COSTA RICA	14,876	19,629	31.95	206,933	375,740	81.58
HAITI	0	18	-	0	40	-
BARBADOS	22,572	100	-99.56	62,308	3,444	-94.47
ANTIGUA AND BARBUDA	298	11	-96.31	1,731	312	-81.98
BERMUDA	276	465	68.48	1,529	4,495	193.98
CAYMAN ISLANDS	2	0	-100.00	125	0	-100.00
FRENCH GUIANA	16	593	3,606.25	55	14,922	27,030.91
FRENCH POLYNESIA	8,724	6,635	-23.95	32,355	42,539	31.48
GRENADA	395	83	-78.99	402	371	-7.71
MARTINIQUE	1,036	654	-36.87	2,613	2,886	10.45
NETHERLANDS ANTILLES	7,300	8,427	15.44	81,318	71,827	-11.67
SAINT LUCIA	1,870	0	-100.00	9,854	0	-100.00
TURKS AND CAICOS ISLANDS	166	0	-100.00	355	0	-100.00
GUADELOUPE	2,584	5,404	109.13	5,894	47,715	709.55
SAINT KITTS AND NEVIS	2	46	2,200.00	28	940	3,257.14
UNITED KINGDOM	8,847,943	8,453,103	-4.46	123,177,331	117,228,210	-4.83
NETHERLANDS	5,029,409	4,739,892	-5.76	80,484,203	79,823,837	-0.82
FRANCE	2,633,739	2,399,793	-8.88	37,306,596	32,325,440	-13.35
GERMANY, FED. REP. OF	8,839,226	7,339,376	-16.97	148,876,573	127,180,161	-14.57
AUSTRIA	117,949	149,409	26.67	1,958,796	1,978,929	1.03
BELGIUM	9,800,058	10,027,583	2.32	150,703,874	147,747,522	-1.96
SWITZERLAND	188,081	255,838	36.03	2,461,394	3,574,597	45.23
LUXEMBOURG	0	57,395	-	0	881,779	-
MONACO	1,398	18,161	1,199.07	12,665	121,630	860.36
DENMARK	1,782,055	1,859,711	4.36	33,113,689	34,353,613	3.74
NORWAY	104,296	117,374	12.54	2,306,971	1,762,730	-23.59
SWEDEN	409,453	220,256	-46.21	3,845,114	2,929,767	-23.81
FINLAND	102,796	95,959	-6.65	3,096,621	1,763,618	-43.05
IRELAND	204,507	181,857	-11.08	3,103,347	2,737,159	-11.80
ITALY	6,544,768	6,924,496	5.80	109,449,422	105,883,620	-3.26
SPAIN	1,951,434	1,363,892	-30.11	27,142,605	19,416,126	-28.47
PORTUGAL	186,661	60,551	-67.56	5,091,648	1,219,582	-76.05
ICELAND	1,385	1,367	-1.30	17,580	32,322	83.86
GREECE	600,784	529,592	-11.85	8,686,494	7,809,776	-10.09
HUNGARY	65,491	52,428	-19.95	669,525	864,441	29.11
POLAND	77,646	69,226	-10.84	771,565	976,309	26.54
ROMANIA	1,461	8,767	500.07	40,445	114,869	184.01
BULGARIA	41,617	38,832	-6.69	264,544	276,301	4.44
YUGOSLAVIA	81,520	56,321	-30.91	1,323,594	724,615	-45.25
AZERBAIJAN	0	4,445	-	0	11,508	-
KAZAKHSTAN	9,515	7,178	-24.56	181,452	128,356	-29.26
KYRGYZSTAN	523	0	-100.00	4,478	0	-100.00
UKRAINE	195,451	115,584	-40.86	2,820,770	1,823,298	-35.36
LITHUANIA	9,042	1,318	-85.42	285,680	59,480	-79.18
LATVIA	9,568	4,683	-51.06	100,105	43,188	-56.86
ESTONIA	3,951	4,255	7.69	48,383	34,447	-28.80
CROATIA	20,335	26,027	27.99	287,841	271,345	-5.73
BOSNIA AND HERZEGOVINA	1,274	1,510	18.52	12,932	8,904	-31.15
MALTA	93	3,937	4,133.33	1,848	27,333	1,379.06
SLOVAKIA	425,244	280,520	-34.03	15,772,716	11,182,330	-29.10
SLOVENIA	141,891	158,583	11.76	1,535,483	1,670,345	8.78

TABEL 5. PERKEMBANGAN EKSPOR INDONESIA MENURUT KOMODITI DAN NEGARA TUJUAN

JENIS BARANG	BERAT BERSIH (KG)		PERUB	NILAI FOB (US \$)		PERUB
	JAN-OKT 2008	JAN-OKT 2009	%	JAN-OKT 2008	JAN-OKT 2009	%
	(1)	(2)	(3)	(4)	(5)	(6)
CZECH REPUBLIC	84,065	86,785	3.24	1,150,016	1,372,343	19.33
RUSSIA FEDERATION	949,666	702,923	-25.98	14,044,311	11,285,729	-19.64
-PRODUK KERAMIK	420,478,162	357,861,873	-14.89	263,689,744	218,250,873	-17.23
JAPAN	6,468,236	4,250,588	-34.29	23,185,026	16,063,639	-30.72
HONG KONG	753,636	974,626	29.32	1,786,836	2,112,888	18.25
KOREA, REPUBLIC OF	44,054,795	46,096,754	4.64	18,816,035	16,686,831	-11.32
TAIWAN	37,181,013	21,734,831	-41.54	12,693,901	7,413,707	-41.60
CHINA	748,493	432,888	-42.17	2,400,049	1,312,012	-45.33
MACAU	48,336	55,643	15.12	321,001	543,865	69.43
PAPUA NEW GUINEA	189,334	396,535	109.44	50,961	87,586	71.87
THAILAND	30,348,085	31,627,519	4.22	10,774,559	10,165,181	-5.66
SINGAPORE	4,526,963	4,608,828	1.81	3,679,824	5,204,652	41.44
PHILIPPINES	13,112,918	17,909,241	36.58	3,365,434	3,645,743	8.33
MALAYSIA	48,062,404	42,654,644	-11.25	11,985,516	11,590,693	-3.29
MYANMAR (FORM. BURMA)	1,174,175	1,571,308	33.82	183,951	323,837	76.05
CAMBODIA	5,918,794	3,705,213	-37.40	1,270,417	929,982	-26.80
BRUNEI DARUSSALAM	3,343,411	3,127,735	-6.45	968,726	863,353	-10.88
LAO PEOPLE'S DEMOCRATIC REPL	42,850	20,115	-53.06	12,422	32,750	163.65
NEPAL	43,977	54,381	23.66	26,520	34,601	30.47
BHUTAN	1,273	496	-61.04	6,446	1,976	-69.35
VIET NAM	2,562,803	2,747,817	7.22	1,108,697	1,120,341	1.05
MALDIVES	3,559,712	604,996	-83.00	973,035	346,548	-64.38
INDIA	2,108,809	1,514,010	-28.21	3,627,294	2,770,599	-23.62
PAKISTAN	14,350,770	8,357,752	-41.76	3,034,582	1,679,141	-44.67
BANGLADESH	484,272	243,024	-49.82	194,638	165,851	-14.79
SRI LANKA	17,697,206	11,213,877	-36.63	3,376,028	2,169,327	-35.74
AFGHANISTAN	518,609	326,476	-37.05	87,590	55,841	-36.25
IRAQ	444,797	1,442,430	224.29	116,255	306,807	163.91
IRAN (ISLAMIC REPUBLIC OF)	181,531	112,659	-37.94	679,739	364,886	-46.32
SAUDI ARABIA	15,173,612	20,150,388	32.80	3,263,436	4,611,193	41.30
ISRAEL	2,258,596	1,612,555	-28.60	561,586	700,248	24.69
KUWAIT	1,350,129	880,010	-34.82	327,041	268,721	-17.83
JORDAN	2,366,257	160,598	-93.21	475,867	51,667	-89.14
LEBANON	218,845	50,961	-76.71	222,774	165,447	-25.73
YEMEN	993,734	3,878,133	290.26	252,256	1,079,589	327.97
OMAN	135,655	23,488	-82.69	54,024	39,153	-27.53
SYRIA ARAB REPUBLIC	4,638	952	-79.47	23,448	7,611	-67.54
TURKEY	1,924,424	2,208,459	14.76	2,003,589	1,636,852	-18.30
UNITED ARAB EMIRATES	9,865,044	3,954,231	-59.92	6,127,086	3,325,888	-45.72
QATAR	4,816,815	721,186	-85.03	1,997,646	994,981	-50.19
BAHRAIN	641,960	518,078	-19.30	337,176	267,352	-20.71
CYPRUS	30,046	6,894	-77.06	44,730	12,972	-71.00
EGYPT	587,256	760,825	29.56	682,450	962,476	41.03
LIBYAN ARAB JAMAHIRIYA	27,519	8,475	-69.20	88,102	14,814	-83.19
MOROCCO	34,470	67,572	96.03	26,442	42,315	60.03
TUNISIA	14,380	52,524	265.26	35,123	72,933	107.65
ALGERIA	0	1,159	-	0	591	-
SUDAN	37,784	7,736	-79.53	45,230	22,854	-49.47
NAMIBIA	805	39	-95.16	1,723	93	-94.60
ETHIOPIA	663	424,212	63,883.71	525	54,120	10,208.57
TANZANIA, UNITED REPUBLIC OF	212,542	38,698	-81.79	62,005	17,727	-71.41
MADAGASCAR	5,684	259,335	4,462.54	9,842	108,958	1,007.07
KENYA	633	1,173	85.31	259	4,172	1,510.81
REUNION	1,729,396	2,852,023	64.91	456,868	632,663	38.48
MOZAMBIQUE	1,098	31,416	2,761.20	592	53,092	8,868.24
BOTSWANA	84,451	126,479	49.77	14,935	26,902	80.13
TOGO	17,539	37,025	111.10	3,858	24,712	540.54
GHANA	0	3,117	-	0	3,711	-
GUINEA	0	3,465	-	0	6,224	-
ANGOLA	795,972	442,464	-44.41	271,850	143,621	-47.17
CONGO	0	124	-	0	278	-
CAMEROON	128	7,915	6,083.59	74	2,702	3,551.35
NIGERIA	382,480	712,345	86.24	252,178	329,895	30.82
GABON	901	154,540	17,052.05	2,680	35,115	1,210.26
COTE D'IVOIRE	14,931	539	-96.39	23,616	1,505	-93.63
SENEGAL	108	3,368	3,018.52	136	3,193	2,247.79
MAURITANIA	70,716	8,420	-88.09	14,154	3,000	-78.80
BENIN	2,560	20,862	714.92	1,756	58,755	3,245.96
GAMBIA	0	62	-	0	58	-
U.S. VIRGIN ISLANDS	62	456	635.48	36	1,978	5,394.44
SEYCHELLES	27,798	70,205	152.55	112,270	73,712	-34.34
NIGER	66	0	-100.00	116	0	-100.00
DJIBOUTI	26,296	49,416	87.92	10,862	21,633	99.16

TABEL 5. PERKEMBANGAN EKSPOR INDONESIA MENURUT KOMODITI DAN NEGARA TUJUAN

JENIS BARANG	BERAT BERSIH (KG)		PERUB	NILAI FOB (US \$)		PERUB
	JAN-OKT 2008	JAN-OKT 2009	%	JAN-OKT 2008	JAN-OKT 2009	%
	(1)	(2)	(3)	(4)	(5)	(6)
SAO TOME AND PRINCIPE	1,780	16,283	814.78	1,500	6,220	314.67
SWAZILAND	3,382	0	-100.00	1,870	0	-100.00
SOUTH AFRICA	15,044,540	8,142,012	-45.88	27,549,479	6,643,160	-75.89
MAURITIUS	5,250,179	6,053,696	15.30	1,270,940	1,302,264	2.46
VIRGIN ISLANDS (BRITISH)	2,023	255	-87.39	2,274	330	-85.49
AUSTRALIA	31,341,783	35,055,889	11.85	13,977,007	23,806,575	70.33
NEW ZEALAND	1,596,303	936,087	-41.36	828,069	446,561	-46.07
MICRONESIA, FEDERATED STATES	144	0	-100.00	736	0	-100.00
GUAM	6,983	4,048	-42.03	16,243	8,180	-49.64
PALAU	25,838	16	-99.94	8,207	327	-96.02
NEW CALEDONIA	55,061	33,091	-39.90	48,503	35,509	-26.79
NORTHERN MARIANA ISLANDS	143	35	-75.52	190	108	-43.16
SAINT VINCENT AND THE GRENAD	1,171	177	-84.88	2,220	2,713	22.21
VANUATU	161,355	120,038	-25.61	144,947	36,456	-74.85
WALLIS AND FUTUNA ISLANDS	772	100	-87.05	1,539	185	-87.98
AMERICAN SAMOA	157,413	70,613	-55.14	43,742	18,479	-57.75
COOK ISLANDS	27,816	1,015	-96.35	14,960	1,681	-88.76
FIJI	402,261	295,681	-26.50	148,765	123,161	-17.21
SAMOA	145,781	227,928	56.35	33,288	75,740	127.53
SOLOMON ISLANDS	474	0	-100.00	1,265	0	-100.00
TONGA	7,265	1	-99.99	16,387	6,568	-59.92
EAST TIMOR	1,088,455	2,442,248	124.38	762,916	1,829,727	139.83
UNITED STATES	31,945,976	20,891,853	-34.60	44,395,697	39,741,997	-10.48
CANADA	5,942,766	3,507,284	-40.98	4,434,068	3,779,879	-14.75
MEXICO	145,060	57,149	-60.60	355,892	201,519	-43.38
GUATEMALA	2,362	393	-83.36	6,773	1,705	-74.83
HONDURAS	19,469	0	-100.00	11,807	0	-100.00
NICARAGUA	2,248	0	-100.00	3,515	0	-100.00
PANAMA	687,093	351,866	-48.79	191,019	91,267	-52.22
SURINAME	0	313	-	0	450	-
CHILE	364,509	130,054	-64.32	202,321	74,002	-63.42
VENEZUELA	1,035	3,176	206.86	2,051	8,086	294.25
ARGENTINA	90,295	87,178	-3.45	97,509	180,879	85.50
BRAZIL	34,456	92,794	169.31	73,854	42,123	-42.96
COLOMBIA	62,775	48,107	-23.37	65,484	64,041	-2.20
BOLIVIA	48,349	25,001	-48.29	12,353	6,498	-47.40
URUGUAY	24,899	27,509	10.48	8,602	11,688	35.88
ECUADOR	4	4,819	120,375.00	8	3,844	47,950.00
PERU	231,865	189,425	-18.30	105,603	74,637	-29.32
TRINIDAD AND TOBAGO	173,970	49,984	-71.27	56,477	25,088	-55.58
BAHAMAS	19,076	38,725	103.00	10,063	23,998	138.48
JAMAICA	1,210,082	652,018	-46.12	379,551	213,261	-43.81
PUERTO RICO	688,726	611,446	-11.22	318,203	299,879	-5.76
BELIZE	140	417	197.86	577	1,250	116.64
DOMINICAN REPUBLIC	17,471	16,666	-4.61	37,605	41,974	11.62
COSTA RICA	65,553	36,697	-44.02	29,803	12,041	-59.60
HAITI	0	1,436	-	0	1,547	-
BARBADOS	8,523	4,017	-52.87	10,953	6,891	-37.09
ANTIGUA AND BARBUDA	27,001	2,994	-88.91	15,537	6,726	-56.71
ANGUILLA	1	288	28,700.00	3	402	13,300.00
ARUBA	510	237	-53.53	1,641	292	-82.21
BERMUDA	414	392	-5.31	2,890	1,467	-49.24
CAYMAN ISLANDS	748	1,234	64.97	849	1,439	69.49
DOMINICA	10	0	-100.00	16	0	-100.00
FRENCH GUIANA	4,498	2,824	-37.22	9,092	9,673	6.39
FRENCH POLYNESIA	608,859	89,516	-85.30	98,104	62,959	-35.82
GRENADA	71,493	52,244	-26.92	26,100	20,930	-19.81
MARTINIQUE	133,154	54,873	-58.79	31,496	16,227	-48.48
NETHERLANDS ANTILLES	44,262	26,088	-41.06	21,722	21,335	-1.78
SAINT LUCIA	1,267	47	-96.29	7,208	381	-94.71
TURKS AND CAICOS ISLANDS	489	37	-92.43	830	109	-86.87
GUADELOUPE	285,232	365,465	28.13	63,499	93,736	47.62
SAINT KITTS AND NEVIS	566	317	-43.99	233	442	89.70
UNITED KINGDOM	8,866,855	7,619,012	-14.07	14,957,653	11,700,095	-21.78
NETHERLANDS	1,989,437	1,529,565	-23.12	2,332,879	1,765,469	-24.32
FRANCE	1,646,699	2,161,395	31.26	2,478,054	3,042,703	22.79
GERMANY, FED. REP. OF	1,168,422	714,167	-38.88	1,572,086	2,228,432	41.75
AUSTRIA	14,282	16,845	17.95	26,457	26,711	0.96
BELGIUM	3,073,244	3,928,712	27.84	6,221,323	5,811,847	-6.58
SWITZERLAND	83,865	48,619	-42.03	282,550	178,301	-36.90
LUXEMBOURG	0	43	-	0	174	-
MONACO	11	72,641	660,272.73	39	16,149	41,307.69
DENMARK	125,595	49,973	-60.21	127,771	132,253	3.51
NORWAY	2,107,456	1,400,663	-33.54	1,187,366	774,063	-34.81

TABEL 5. PERKEMBANGAN EKSPOR INDONESIA MENURUT KOMODITI DAN NEGARA TUJUAN

JENIS BARANG	BERAT BERSIH (KG)		PERUB	NILAI FOB (US \$)		PERUB
	JAN-OKT 2008	JAN-OKT 2009	%	JAN-OKT 2008	JAN-OKT 2009	%
	(1)	(2)	(3)	(4)	(5)	(6)
SWEDEN	2,802,088	1,813,379	-35.28	2,377,392	1,417,952	-40.36
FINLAND	154,948	126,830	-18.15	1,193,970	884,338	-25.93
IRELAND	226,900	226,459	-0.19	406,814	454,786	11.79
ITALY	7,727,889	5,529,200	-28.45	6,449,169	5,058,805	-21.56
SPAIN	1,044,037	612,977	-41.29	1,454,986	1,209,822	-16.85
PORTUGAL	86,972	71,236	-18.09	105,024	70,899	-32.49
GREECE	2,622,270	2,442,499	-6.86	953,582	773,049	-18.93
ANDORRA	26,450	0	-100.00	8,988	0	-100.00
DEMOCRATIC REPUBLIC OF THE C	0	160,058	-	0	45,385	-
HUNGARY	31,615	32,416	2.53	43,137	52,958	22.77
POLAND	1,194,244	377,943	-68.35	279,658	117,448	-58.00
ROMANIA	10,950	9,553	-12.76	23,999	15,017	-37.43
BULGARIA	12,269	9,553	-22.14	19,702	10,134	-48.56
YUGOSLAVIA	7,686	2,547	-66.86	70,271	4,981	-92.91
ALBANIA	46	0	-100.00	72	0	-100.00
ARMENIA	4,821	0	-100.00	9,943	0	-100.00
AZERBAIJAN	1,717	74	-95.69	22,113	400	-98.19
KAZAKHSTAN	39	0	-100.00	144	0	-100.00
UKRAINE	3,086,703	507,615	-83.55	1,364,005	257,721	-81.11
LITHUANIA	626	1	-99.84	548	184	-66.42
LATVIA	0	84	-	0	843	-
ESTONIA	115,225	37,471	-67.48	33,364	22,000	-34.06
GEORGIA	2,882	4,064	41.01	9,909	63,795	543.81
CROATIA	117,936	92,729	-21.37	127,172	59,655	-53.09
BOSNIA AND HERZEGOVINA	379	0	-100.00	1,773	0	-100.00
MALTA	378,158	283,360	-25.07	109,418	113,918	4.11
SLOVAKIA	1,682	16,422	876.34	3,732	19,823	431.16
SLOVENIA	4,648	3,886	-16.39	14,009	8,783	-37.30
CZECH REPUBLIC	1,105,201	908,782	-17.77	367,855	314,256	-14.57
REP. OF MACEDONIA	0	23,801	-	0	6,491	-
RUSSIA FEDERATION	564,592	106,895	-81.07	554,939	224,514	-59.54
-EMAS BATANGAN	22,627	21,654	-4.30	657,957,846	625,868,084	-4.88
JAPAN	100	113	13.00	3,246,310	3,290,267	19.81
HONG KONG	3,039	5,647	85.82	91,534,749	169,803,263	85.51
KOREA, REPUBLIC OF	0	1	-	0	18,175	-
SINGAPORE	9,515	6,262	-34.19	276,126,502	180,999,509	-34.45
MALAYSIA	618	798	29.13	18,822,339	23,666,723	25.74
INDIA	0	100	-	0	2,978,834	-
UNITED ARAB EMIRATES	0	742	-	0	16,579,992	-
AUSTRALIA	9,342	5,528	-40.83	268,405,499	165,318,603	-38.41
UNITED STATES	0	659	-	0	11,660,847	-
GERMANY, FED. REP. OF	0	3	-	0	40,995	-
SWITZERLAND	0	1,528	-	0	46,452,481	-
DENMARK	0	8	-	0	12,378	-
ITALY	13	250	1,823.08	322,447	5,043,222	1,464.05
SPAIN	0	15	-	0	2,795	-
-PESAWAT UDARA DAN BAGIANNY	3,179,815	3,731,135	17.34	86,907,070	207,510,037	138.77
JAPAN	7,392	4,999	-32.37	521,688	151,032	-71.05
HONG KONG	16,440	38,208	132.41	2,884,812	4,094,264	41.92
KOREA, REPUBLIC OF	218,898	106,966	-51.13	1,197,240	1,924,049	60.71
TAIWAN	6,770	22,873	237.86	199,250	2,185,118	996.67
CHINA	9,407	5,659	-39.84	1,316,781	735,837	-44.12
THAILAND	533,803	6,166	-98.84	8,180,828	1,908,002	-76.68
SINGAPORE	722,984	267,266	-63.03	16,812,091	41,009,826	143.93
PHILIPPINES	33,863	477	-98.59	42,402	3,752	-91.15
MALAYSIA	524,689	358,515	-31.67	5,864,101	26,693,822	355.21
CAMBODIA	125	0	-100.00	2,000	0	-100.00
BRUNEI DARUSSALAM	757	78,557	10,277.41	76,104	15,422,781	20,165.40
NEPAL	80	0	-100.00	1,500	0	-100.00
VIET NAM	0	281	-	0	11,744	-
INDIA	5,309	36,150	580.92	393,076	1,500,000	281.61
PAKISTAN	190,903	80,628	-57.76	3,180,841	1,644,328	-48.31
BANGLADESH	140,547	21,418	-84.76	1,517,001	2,000,001	31.84
SRI LANKA	651	380	-41.63	9,120	4,728	-48.16
IRAN (ISLAMIC REPUBLIC OF)	0	234,070	-	0	3,986,945	-
SAUDI ARABIA	32,373	216,616	569.13	342,001	2,082,386	508.88
ISRAEL	150	0	-100.00	1,000	0	-100.00
JORDAN	1,517	0	-100.00	544,500	0	-100.00
YEMEN	455	373	-18.02	28,590	35,408	23.85
OMAN	31,541	246,763	682.36	67,750	3,114,821	4,497.52
TURKEY	500	35	-93.00	384,935	20,047	-94.79
UNITED ARAB EMIRATES	16,855	21,635	28.36	755,719	355,242	-52.99

TABEL 5. PERKEMBANGAN EKSPOR INDONESIA MENURUT KOMODITI DAN NEGARA TUJUAN

JENIS BARANG	BERAT BERSIH (KG)		PERUB %	NILAI FOB (US \$)		PERUB %
	JAN-OKT 2008	JAN-OKT 2009		JAN-OKT 2008	JAN-OKT 2009	
	(1)	(2)	(3)	(4)	(5)	(6)
QATAR	0	162	-	0	154,000	-
BAHRAIN	0	11	-	0	3,322	-
SUDAN	0	11	-	0	1,500	-
KENYA	7,950	611	-92.31	170,955	66,000	-61.39
REUNION	40	0	-100.00	142	0	-100.00
GHANA	0	32,333	-	0	1,033,906	-
NIGERIA	0	434,069	-	0	2,084,600	-
BURKINA FASO	174	58	-66.67	6,255	1,163	-81.41
SOUTH AFRICA	26,756	287,920	976.10	2,395,527	10,017,225	318.16
MALAWI	51	0	-100.00	850	0	-100.00
AUSTRALIA	16,016	89,163	456.71	1,585,708	2,356,912	48.63
NEW ZEALAND	11,633	15,456	32.86	331,162	3,177,414	859.47
GUAM	169	0	-100.00	6,050	0	-100.00
NEW CALEDONIA	0	7	-	0	10	-
VANUATU	0	23	-	0	2	-
FIJI	173	0	-100.00	949	0	-100.00
EAST TIMOR	1,000	5,510	451.00	66,000	24,511	-62.86
UNITED STATES	125,694	574,291	356.90	6,770,711	17,008,996	151.21
CANADA	1,809	7,188	297.35	483,608	1,213,601	150.95
CHILE	169	0	-100.00	4,290	0	-100.00
BRAZIL	14,232	0	-100.00	3,936	0	-100.00
COLOMBIA	11,342	6	-99.95	350	15,101	4,214.57
BOLIVIA	20,000	0	-100.00	20,000	0	-100.00
TRINIDAD AND TOBAGO	3	0	-100.00	9	0	-100.00
DOMINICAN REPUBLIC	0	64	-	0	74	-
COSTA RICA	0	353	-	0	119	-
FRENCH POLYNESIA	97	409	321.65	120	160	33.33
UNITED KINGDOM	133,325	159,225	19.43	18,921,354	48,398,025	155.79
NETHERLANDS	38,337	29,270	-23.65	2,430,293	1,772,139	-27.08
FRANCE	14,173	22,256	57.03	1,984,068	1,792,449	-9.66
GERMANY, FED. REP. OF	101,078	11,386	-88.74	1,118,936	1,161,706	3.82
AUSTRIA	55	7	-87.27	620	500	-19.35
BELGIUM	955	9,207	864.08	145,227	752,856	418.40
SWITZERLAND	8,312	11,505	38.41	423,805	337,235	-20.43
LUXEMBOURG	45	0	-100.00	5,500	0	-100.00
DENMARK	61	967	1,485.25	9,916	132,640	1,237.64
NORWAY	3,154	0	-100.00	916,500	0	-100.00
SWEDEN	2,100	1,237	-41.10	20,000	160,000	700.00
FINLAND	2	0	-100.00	4	0	-100.00
IRELAND	818	58,357	7,034.11	71,964	128,462	78.51
ITALY	3,175	4,376	37.83	141,139	84,627	-40.04
SPAIN	126,503	9,716	-92.32	3,899,299	4,682,520	20.09
PORTUGAL	4,000	3,751	-6.23	5,000	50,119	902.38
ICELAND	33	0	-100.00	470	0	-100.00
GREECE	97	214,030	220,549.48	2,500	2,006,000	80,140.00
BULGARIA	750	0	-100.00	15,000	0	-100.00
UKRAINE	1,226	0	-100.00	56,500	0	-100.00
CZECH REPUBLIC	24	0	-100.00	20	0	-100.00
RUSSIA FEDERATION	8,275	165	-98.01	569,003	8,010	-98.59
-KAPAL LAUT DAN SEJENISNYA	378,151,344	305,491,097	-19.21	687,576,075	1,000,129,249	45.46
JAPAN	33,179	115	-99.65	148,030	2,176	-98.53
HONG KONG	13,818	0	-100.00	9,762	0	-100.00
KOREA, REPUBLIC OF	3,200	16,000	400.00	3,200	3,248	1.50
TAIWAN	2	3,338	166,800.00	2,150	651	-69.72
CHINA	8,600,000	14,169,420	64.76	4,000,000	243,813,580	5,995.34
PAPUA NEW GUINEA	0	4,000	-	0	1,351	-
THAILAND	13,152,718	9,415,597	-28.41	16,964,707	27,725,023	63.43
SINGAPORE	258,004,835	213,638,526	-17.20	465,232,731	561,534,394	20.70
PHILIPPINES	1,706,000	2,019,902	18.40	2,881,757	5,785,254	100.75
MALAYSIA	43,285,607	15,244,009	-64.78	97,966,619	57,925,304	-40.87
BRUNEI DARUSSALAM	0	81,716	-	0	155,473	-
VIET NAM	37,213,289	8,263,517	-77.79	48,277,664	8,454,796	-82.49
MALDIVES	0	90,560	-	0	66,934	-
INDIA	124,001	2,332,000	1,780.63	4,638,003	2,757,960	-40.54
BANGLADESH	0	300	-	0	500	-
SRI LANKA	3,600,000	3,551,000	-1.36	6,725,920	10,039,838	49.27
SAUDI ARABIA	16,118	2,910,000	17,954.35	57,484	14,023,662	24,295.77
KUWAIT	0	11,998	-	0	60,500	-
YEMEN	19,500	0	-100.00	22,991	0	-100.00
TURKEY	110	0	-100.00	6,000	0	-100.00
UNITED ARAB EMIRATES	638,452	2,523,792	295.30	1,299,482	2,651,833	104.07
QATAR	2,512	5,861	133.32	105,738	33,417	-68.40
BAHRAIN	0	516,000	-	0	571,361	-

TABEL 5. PERKEMBANGAN EKSPOR INDONESIA MENURUT KOMODITI DAN NEGARA TUJUAN

JENIS BARANG	BERAT BERSIH (KG)		PERUB	NILAI FOB (US \$)		PERUB
	JAN-OKT 2008	JAN-OKT 2009	%	JAN-OKT 2008	JAN-OKT 2009	%
(1)	(2)	(3)	(4)	(5)	(6)	(7)
NIGERIA	0	3,053,600	-	0	5,255,471	-
SOUTH AFRICA	30	482	1,506.67	100	12,650	12,550.00
AUSTRALIA	8,048,456	7,700,004	-4.33	7,608,360	23,624,494	210.51
NEW ZEALAND	549,000	0	-100.00	1,200,000	0	-100.00
FIJI	721,000	4,227,000	486.27	1,350,000	25,006,713	1,752.35
EAST TIMOR	0	5,348	-	0	59,092	-
UNITED STATES	25,544	4,275	-83.26	216,000	220,330	2.00
CANADA	0	12,000,000	-	0	3,500,000	-
MEXICO	0	1,406	-	0	443	-
PANAMA	288,000	0	-100.00	451,228	0	-100.00
COLOMBIA	0	41,400	-	0	61,864	-
TRINIDAD AND TOBAGO	0	625,000	-	0	1,428,006	-
UNITED KINGDOM	1,260	3,026,551	240,102.46	78,294	5,336,266	6,715.68
NETHERLANDS	7,247	31	-99.57	55,518	1,020	-98.16
FRANCE	2,965	92	-96.90	201,058	7,000	-96.52
GERMANY, FED. REP. OF	0	3,009	-	0	2,793	-
DENMARK	2,293	960	-58.13	54,968	800	-98.54
NORWAY	386,100	0	-100.00	250,000	0	-100.00
SWEDEN	2,450	0	-100.00	2,500	0	-100.00
ITALY	0	3,600	-	0	16	-
SPAIN	658	0	-100.00	15,811	0	-100.00
CROATIA	0	68	-	0	436	-
MALTA	1,703,000	0	-100.00	27,750,000	0	-100.00
CZECH REPUBLIC	0	620	-	0	4,600	-
-PERLENGKAPAN OLAHRAGA DAN	27,745,953	25,851,890	-6.83	242,569,256	217,142,401	-10.48
JAPAN	1,060,740	1,062,916	0.21	21,149,471	16,424,477	-22.34
HONG KONG	334,930	432,011	28.99	3,904,009	4,106,317	5.18
KOREA, REPUBLIC OF	284,786	386,232	35.62	1,725,172	2,113,778	22.53
TAIWAN	114,522	63,687	-44.39	145,694	124,793	-14.35
CHINA	656,417	544,949	-16.98	5,893,703	4,342,442	-26.32
MONGOLIA	1,065	0	-100.00	15,936	0	-100.00
PAPUA NEW GUINEA	1,752	530	-69.75	10,541	3,690	-64.99
THAILAND	33,774	41,099	21.69	159,222	263,624	65.57
SINGAPORE	446,431	453,472	1.58	9,615,454	6,088,307	-36.68
PHILIPPINES	126,563	43,997	-65.24	368,695	286,795	-22.21
MALAYSIA	638,122	251,998	-60.51	4,737,289	1,799,640	-62.01
CAMBODIA	1,371	0	-100.00	56,754	0	-100.00
BRUNEI DARUSSALAM	8,050	2,191	-72.78	24,248	22,791	-6.01
VIET NAM	25,501	12,168	-52.28	294,842	82,173	-72.13
MALDIVES	3,729	1,303	-65.06	6,524	6,160	-5.58
INDIA	83,327	100,360	20.44	668,253	1,005,228	50.43
PAKISTAN	134,082	103,851	-22.55	405,027	272,736	-32.66
BANGLADESH	9,077	0	-100.00	5,525	0	-100.00
SRI LANKA	143,452	98,321	-31.46	141,809	83,142	-41.37
IRAN (ISLAMIC REPUBLIC OF)	16,291	10,886	-33.18	35,244	53,098	50.66
SAUDI ARABIA	375,033	262,029	-30.13	685,453	642,795	-6.22
ISRAEL	18,569	20,228	8.93	185,789	154,561	-16.81
KUWAIT	3,090	14,355	364.56	22,789	67,994	198.36
JORDAN	64,295	21,486	-66.58	153,040	88,350	-42.27
LEBANON	10,051	19,363	92.65	29,984	54,760	82.63
YEMEN	683	0	-100.00	1,920	0	-100.00
OMAN	300	0	-100.00	639	0	-100.00
SYRIA ARAB REPUBLIC	0	5,107	-	0	9,847	-
TURKEY	64,213	10,796	-83.19	489,053	74,047	-84.86
UNITED ARAB EMIRATES	202,968	209,215	3.08	1,589,655	1,351,840	-14.96
QATAR	1,867	0	-100.00	18,091	0	-100.00
BAHRAIN	3,549	0	-100.00	6,937	0	-100.00
CYPRUS	3,112	2,399	-22.91	12,636	14,839	17.43
EGYPT	32,630	15,779	-51.64	239,187	108,122	-54.80
MOROCCO	6,556	10,939	66.85	43,586	117,568	169.74
ALGERIA	70,173	29,471	-58.00	178,508	86,013	-51.82
SUDAN	35,856	41,431	15.55	139,929	261,285	86.73
NAMIBIA	4,694	0	-100.00	16,017	0	-100.00
ETHIOPIA	710	0	-100.00	7,560	0	-100.00
MADAGASCAR	0	2,993	-	0	1,110	-
KENYA	4,447	0	-100.00	39,640	0	-100.00
REUNION	3,970	826	-79.19	14,768	7,310	-50.50
TOGO	0	5	-	0	20	-
GUINEA	0	12,023	-	0	71,842	-
ANGOLA	15,700	15,558	-0.90	15,664	10,704	-31.66
CAMEROON	0	28	-	0	36	-
NIGERIA	43,712	70,075	60.31	212,471	361,148	69.98
GABON	390	0	-100.00	170	0	-100.00

TABEL 5. PERKEMBANGAN EKSPOR INDONESIA MENURUT KOMODITI DAN NEGARA TUJUAN

JENIS BARANG	BERAT BERSIH (KG)		PERUB	NILAI FOB (US \$)		PERUB
	JAN-OKT 2008	JAN-OKT 2009	%	JAN-OKT 2008	JAN-OKT 2009	%
	(1)	(2)	(3)	(4)	(5)	(6)
SENEGAL	0	907	-	0	810	-
BENIN	22,862	140	-99.39	118,811	192	-99.84
U.S. VIRGIN ISLANDS	0	89	-	0	825	-
SOUTH AFRICA	39,081	55,416	41.80	266,897	369,087	38.29
MAURITIUS	1,539	821	-46.65	46,589	18,220	-60.89
AUSTRALIA	1,129,217	1,005,725	-10.94	5,343,165	6,950,748	30.09
NEW ZEALAND	164,976	112,908	-31.56	738,365	595,543	-19.34
GUAM	52	0	-100.00	638	0	-100.00
NEW CALEDONIA	59	0	-100.00	857	0	-100.00
FIJI	1,510	2,325	53.97	8,976	9,746	8.58
EAST TIMOR	8,467	68,418	708.05	8,063	58,433	624.71
UNITED STATES	8,706,116	9,101,444	4.54	78,261,094	73,426,188	-6.18
CANADA	522,217	520,548	-0.32	4,053,108	4,037,427	-0.39
MEXICO	960,181	709,588	-26.10	8,270,002	6,467,767	-21.79
GUATEMALA	6,821	0	-100.00	73,515	0	-100.00
PANAMA	21,456	53,834	150.90	221,522	459,452	107.41
CHILE	34,250	68,796	100.86	207,115	680,855	228.73
VENEZUELA	129,338	107,221	-17.10	1,187,767	1,044,266	-12.08
ARGENTINA	135,383	110,277	-18.54	1,131,700	919,730	-18.73
BRAZIL	823,568	500,069	-39.28	7,144,145	4,553,480	-36.26
COLOMBIA	36,019	34,884	-3.15	318,543	324,767	1.95
URUGUAY	1,021	1,044	2.25	4,956	8,400	69.49
PARAGUAY	3,341	133	-96.02	21,600	4,226	-80.44
ECUADOR	3,740	4,462	19.30	38,559	53,975	39.98
PERU	27,227	47,453	74.29	251,936	346,450	37.52
PUERTO RICO	0	96	-	0	200	-
EL SALVADOR	138,304	13,727	-90.07	163,580	138,162	-15.54
COSTA RICA	0	923	-	0	11,404	-
HAITI	0	8,964	-	0	24,032	-
FRENCH POLYNESIA	2,015	259	-87.15	28,346	288	-98.98
NETHERLANDS ANTILLES	0	5,922	-	0	110,889	-
UNITED KINGDOM	2,910,475	2,926,405	0.55	18,503,277	20,876,743	12.83
NETHERLANDS	740,126	760,139	2.70	7,155,857	7,103,724	-0.73
FRANCE	1,253,049	1,507,137	20.28	10,086,410	11,648,371	15.49
GERMANY, FED. REP. OF	1,276,604	1,488,525	16.60	13,292,287	16,131,408	21.36
AUSTRIA	85,970	79,098	-7.99	1,022,790	736,521	-27.99
BELGIUM	660,530	177,971	-73.06	6,286,040	2,046,934	-67.44
SWITZERLAND	73,831	91,259	23.61	505,735	680,380	34.53
DENMARK	136,261	133,640	-1.92	1,214,341	1,138,269	-6.26
NORWAY	21,842	23,315	6.74	206,780	180,898	-12.52
SWEDEN	331,521	302,039	-8.89	2,448,884	1,898,177	-22.49
FINLAND	61,261	36,634	-40.20	319,447	348,179	8.99
IRELAND	59,697	42,317	-29.11	357,705	264,900	-25.94
ITALY	642,034	416,209	-35.17	6,025,741	3,808,983	-36.79
SPAIN	229,681	186,031	-19.00	2,142,622	1,751,883	-18.24
PORTUGAL	26,746	29,391	9.89	412,907	446,512	8.14
ICELAND	4,382	2,494	-43.09	59,760	34,011	-43.09
GREECE	84,268	166,968	98.14	790,722	1,451,332	83.55
ANDORRA	0	330	-	0	2,125	-
HUNGARY	36,950	16,645	-54.95	243,343	191,716	-21.22
POLAND	180,911	109,409	-39.52	1,598,320	1,114,363	-30.28
ROMANIA	19,802	11,013	-44.38	188,269	90,190	-52.10
BULGARIA	2,555	0	-100.00	23,519	0	-100.00
YUGOSLAVIA	6,576	1,678	-74.48	112,233	1,264	-98.87
BELARUS	8,837	1,291	-85.39	41,123	15,660	-61.92
KAZAKHSTAN	2,434	6,176	153.74	26,590	67,505	153.87
UKRAINE	59,775	15,489	-74.09	567,622	141,330	-75.10
UZBEKISTAN	173	0	-100.00	3,319	0	-100.00
LITHUANIA	3,377	1,464	-56.65	14,505	22,584	55.70
LATVIA	1,906	5,537	190.50	24,004	53,844	124.31
ESTONIA	2,593	622	-76.01	26,284	6,000	-77.17
CROATIA	30,455	37,649	23.62	155,073	118,840	-23.37
MALTA	3,255	2,220	-31.80	8,370	13,455	60.75
SLOVAKIA	5,493	3,743	-31.86	81,903	32,775	-59.98
SLOVENIA	4,971	15,744	216.72	19,694	107,741	447.08
CZECH REPUBLIC	395,982	165,106	-58.30	3,708,276	1,598,384	-56.90
RUSSIA FEDERATION	372,320	177,732	-52.26	3,518,757	1,838,456	-47.75
-PENA DAN PENSIL	8,120,916	7,077,658	-12.85	60,224,016	57,598,510	-4.36
JAPAN	280,830	92,001	-67.24	2,960,643	1,039,098	-64.90
HONG KONG	39,363	38,341	-2.60	413,503	391,789	-5.25
KOREA, REPUBLIC OF	49,667	34,984	-29.56	504,687	364,775	-27.72
TAIWAN	35,524	21,426	-39.69	324,769	223,221	-31.27
CHINA	58,360	45,300	-22.38	610,205	422,420	-30.77

TABEL 5. PERKEMBANGAN EKSPOR INDONESIA MENURUT KOMODITI DAN NEGARA TUJUAN

JENIS BARANG	BERAT BERSIH (KG)		PERUB	NILAI FOB (US \$)		PERUB
	JAN-OKT 2008	JAN-OKT 2009	%	JAN-OKT 2008	JAN-OKT 2009	%
	(1)	(2)	(3)	(4)	(5)	(6)
PAPUA NEW GUINEA	115	556	383.48	238	1,760	639.50
THAILAND	160,021	225,905	41.17	1,595,670	2,314,752	45.06
SINGAPORE	131,706	118,190	-10.26	1,166,895	1,008,729	-13.55
PHILIPPINES	182,432	194,969	6.87	1,098,756	1,771,137	61.19
MALAYSIA	371,264	372,275	0.27	3,521,158	3,686,593	4.70
MYANMAR (FORM. BURMA)	12,399	0	-100.00	33,360	0	-100.00
CAMBODIA	405	0	-100.00	1,611	0	-100.00
BRUNEI DARUSSALAM	235	380	61.70	374	2,725	628.61
NEPAL	22	0	-100.00	151	0	-100.00
VIET NAM	11,508	39,339	241.84	129,859	265,247	104.26
MALDIVES	5,718	4,630	-19.03	8,573	45,341	428.88
INDIA	5,251	3,554	-32.32	67,458	37,258	-44.77
PAKISTAN	10,903	10,044	-7.88	82,301	77,849	-5.41
BANGLADESH	70,963	76,297	7.52	655,246	674,522	2.94
SRI LANKA	374	0	-100.00	3,114	0	-100.00
IRAN (ISLAMIC REPUBLIC OF)	336,773	224,389	-33.37	2,305,637	1,975,870	-14.30
SAUDI ARABIA	295,983	472,953	59.79	2,615,316	4,201,750	60.66
ISRAEL	0	125	-	0	938	-
KUWAIT	22,487	27,042	20.26	240,388	304,028	26.47
JORDAN	409	1,113	172.13	2,277	11,355	398.68
LEBANON	18,539	25,345	36.71	143,120	193,292	35.06
YEMEN	1	0	-100.00	4	0	-100.00
OMAN	14,296	21,427	49.88	143,479	233,632	62.83
SYRIA ARAB REPUBLIC	23,174	33,113	42.89	154,414	224,800	45.58
TURKEY	201,470	165,858	-17.68	1,317,970	1,147,173	-12.96
UNITED ARAB EMIRATES	103,027	126,379	22.67	928,227	1,299,847	40.04
QATAR	34,678	25,778	-25.66	372,627	256,035	-31.29
BAHRAIN	11,566	11,568	0.02	126,907	118,950	-6.27
EGYPT	293,499	168,930	-42.44	2,191,163	1,497,225	-31.67
LIBYAN ARAB JAMAHIRIYA	0	658	-	0	2,680	-
MOROCCO	8,125	21,500	164.62	73,190	205,070	180.19
ALGERIA	288	2,179	656.60	1,340	10,717	699.78
SUDAN	0	56	-	0	1,100	-
TOGO	0	38,500	-	0	17,504	-
ANGOLA	0	251	-	0	2,150	-
COTE D'IVOIRE	58,642	141,937	142.04	34,023	68,239	100.57
MALI	3,470	7,969	129.65	34,687	74,018	113.39
SEYCHELLES	1,873	0	-100.00	4,250	0	-100.00
SOUTH AFRICA	81,236	30,702	-62.21	348,982	138,370	-60.35
AUSTRALIA	477,845	462,408	-3.23	3,146,152	3,320,943	5.56
NEW ZEALAND	42,667	23,814	-44.19	395,270	226,010	-42.82
COOK ISLANDS	1,266	0	-100.00	1,979	0	-100.00
FIJI	1,684	649	-61.46	10,219	3,394	-66.79
EAST TIMOR	17,652	55,309	213.33	15,079	48,386	220.88
UNITED STATES	2,719,679	1,861,073	-31.57	17,717,171	14,735,124	-16.83
CANADA	25,515	21,959	-13.94	422,610	428,989	1.51
MEXICO	390,651	359,990	-7.85	2,819,856	2,685,995	-4.75
GUATEMALA	9,188	9,697	5.54	57,945	60,334	4.12
PANAMA	0	1,903	-	0	3,492	-
CHILE	1,549	2,054	32.60	23,924	31,811	32.97
ARGENTINA	8,180	2,233	-72.70	124,073	35,177	-71.65
BRAZIL	6,035	44,946	644.76	48,730	338,961	595.59
COLOMBIA	183,719	306,375	66.76	1,212,488	2,236,517	84.46
ECUADOR	12,691	15,876	25.10	98,498	121,823	23.68
PUERTO RICO	0	462	-	0	3,384	-
EL SALVADOR	6,106	8,151	33.49	39,285	52,491	33.62
COSTA RICA	5,111	11,613	127.22	37,071	84,198	127.13
FRENCH POLYNESIA	73	0	-100.00	280	0	-100.00
UNITED KINGDOM	165,603	92,967	-43.86	1,419,063	764,241	-46.14
NETHERLANDS	450,098	400,566	-11.00	2,843,421	2,819,618	-0.84
FRANCE	61,836	29,647	-52.06	425,080	196,213	-53.84
GERMANY, FED. REP. OF	336,772	287,298	-14.69	2,556,012	2,196,178	-14.08
BELGIUM	807	751	-6.94	6,417	6,010	-6.34
SWITZERLAND	64	0	-100.00	341	0	-100.00
DENMARK	1,616	5,943	267.76	11,966	56,994	376.30
NORWAY	10,227	7,636	-25.33	99,407	81,851	-17.66
SWEDEN	77,267	72,082	-6.71	714,273	849,751	18.97
FINLAND	943	1,333	41.36	11,703	21,616	84.70
IRELAND	32,832	27,414	-16.50	407,649	333,897	-18.09
ITALY	40,612	61,128	50.52	468,388	718,458	53.39
SPAIN	52,620	26,150	-50.30	361,749	237,321	-34.40
PORTUGAL	962	4,813	400.31	4,011	20,937	421.99
HUNGARY	6,153	8,036	30.60	137,360	188,912	37.53
POLAND	22	0	-100.00	79	0	-100.00

TABEL 5. PERKEMBANGAN EKSPOR INDONESIA MENURUT KOMODITI DAN NEGARA TUJUAN

JENIS BARANG	BERAT BERSIH (KG)		PERUB	NILAI FOB (US \$)		PERUB
	JAN-OKT 2008	JAN-OKT 2009	%	JAN-OKT 2008	JAN-OKT 2009	%
	(1)	(2)	(3)	(4)	(5)	(6)
KAZAKHSTAN	173	0	-100.00	804	0	-100.00
LATVIA	219	0	-100.00	5,702	0	-100.00
MALTA	858	707	-17.60	11,423	11,221	-1.77
CZECH REPUBLIC	35,025	36,712	4.82	351,966	366,304	4.07
-BATU SEMI PERMATA	24,198	7,694	-68.20	259,812	643,745	147.77
JAPAN	199	441	121.61	33,464	99,672	197.85
HONG KONG	15	0	-100.00	96,000	0	-100.00
TAIWAN	20,000	0	-100.00	10,000	0	-100.00
SINGAPORE	235	3	-98.72	11,322	468	-95.87
MALAYSIA	1,207	3,440	185.00	95,681	508,672	431.63
SEYCHELLES	4	0	-100.00	12	0	-100.00
SOUTH AFRICA	127	0	-100.00	353	0	-100.00
AUSTRALIA	2	1	-50.00	665	4,491	575.34
NEW ZEALAND	39	0	-100.00	1,597	0	-100.00
UNITED STATES	19	2,802	14,647.37	1,879	17,268	819.00
CANADA	0	13	-	0	170	-
MEXICO	284	0	-100.00	1,110	0	-100.00
ARGENTINA	0	718	-	0	7,713	-
BRAZIL	303	21	-93.07	266	14	-94.74
FRENCH POLYNESIA	65	123	89.23	280	900	221.43
SAINT KITTS AND NEVIS	237	0	-100.00	354	0	-100.00
FRANCE	64	0	-100.00	135	0	-100.00
BELGIUM	145	0	-100.00	2,115	0	-100.00
ITALY	0	132	-	0	4,377	-
SPAIN	189	0	-100.00	1,366	0	-100.00
GREECE	417	0	-100.00	2,415	0	-100.00
HUNGARY	647	0	-100.00	798	0	-100.00
-KOPER, TAS, DOMPET PLASTIK/TI	5,394,702	5,477,190	1.53	40,205,504	38,463,030	-4.33
JAPAN	777,272	652,864	-16.01	5,411,392	5,562,985	2.80
HONG KONG	115,480	78,229	-32.26	946,567	761,997	-19.50
KOREA, REPUBLIC OF	30,304	69,227	128.44	183,594	274,843	49.70
TAIWAN	8,551	26,130	205.58	44,890	130,301	190.27
CHINA	215,063	79,184	-63.18	1,859,609	1,219,050	-34.45
MACAU	40	0	-100.00	552	0	-100.00
PAPUA NEW GUINEA	3,696	77	-97.92	19,102	383	-97.99
THAILAND	57,361	39,014	-31.99	176,203	195,117	10.73
SINGAPORE	141,334	109,660	-22.41	1,590,651	1,212,677	-23.76
PHILIPPINES	45,199	48,037	6.28	637,733	736,735	15.52
MALAYSIA	75,844	51,927	-31.53	460,930	461,744	0.18
CAMBODIA	1,316	0	-100.00	2,549	0	-100.00
BRUNEI DARUSSALAM	3,987	3,782	-5.14	11,331	26,188	131.12
LAO PEOPLE'S DEMOCRATIC REPL	0	6	-	0	156	-
VIET NAM	608	2,454	303.62	1,257	16,707	1,229.12
MALDIVES	7,596	4,181	-44.96	35,542	18,796	-47.12
INDIA	67,083	61,421	-8.44	328,556	353,228	7.51
PAKISTAN	10,948	17,163	56.77	54,186	93,676	72.88
BANGLADESH	53,567	34,903	-34.84	151,917	94,028	-38.11
SRI LANKA	7,781	5,524	-29.01	12,646	11,576	-8.46
IRAN (ISLAMIC REPUBLIC OF)	1,385	479	-65.42	640	656	2.50
SAUDI ARABIA	51,479	78,256	52.02	196,352	313,016	59.42
ISRAEL	88	85	-3.41	180	1,491	728.33
KUWAIT	907	2,960	226.35	18,078	19,471	7.71
JORDAN	1,060	0	-100.00	9,185	0	-100.00
LEBANON	796	3,054	283.67	5,245	21,786	315.37
OMAN	134	184	37.31	129	533	313.18
SYRIA ARAB REPUBLIC	17	0	-100.00	96	0	-100.00
TURKEY	96	135	40.63	1,412	2,283	61.69
UNITED ARAB EMIRATES	390,333	393,716	0.87	1,755,065	1,876,808	6.94
QATAR	2,447	0	-100.00	13,379	0	-100.00
BAHRAIN	593	0	-100.00	3,692	0	-100.00
CYPRUS	0	1,643	-	0	4,613	-
EGYPT	0	570	-	0	321	-
MOROCCO	3,571	16,707	367.85	65,100	305,578	369.40
TUNISIA	0	645	-	0	11,487	-
NAMIBIA	32	1,334	4,068.75	292	923	216.10
ETHIOPIA	208	0	-100.00	165	0	-100.00
TANZANIA, UNITED REPUBLIC OF	34	0	-100.00	385	0	-100.00
MADAGASCAR	518	204	-60.62	1,279	1,762	37.76
KENYA	168	1,604	854.76	1,116	12,939	1,059.41
REUNION	8,775	5,568	-36.55	18,076	15,319	-15.25
MOZAMBIQUE	73	0	-100.00	485	0	-100.00
GHANA	0	4,313	-	0	19,079	-

TABEL 5. PERKEMBANGAN EKSPOR INDONESIA MENURUT KOMODITI DAN NEGARA TUJUAN

JENIS BARANG	BERAT BERSIH (KG)		PERUB	NILAI FOB (US \$)		PERUB
	JAN-OKT 2008	JAN-OKT 2009	%	JAN-OKT 2008	JAN-OKT 2009	%
	(1)	(2)	(3)	(4)	(5)	(6)
GUINEA	15	0	-100.00	157	0	-100.00
ANGOLA	179	28	-84.36	47	32	-31.91
CAMEROON	30	0	-100.00	286	0	-100.00
GABON	339	66	-80.53	282	154	-45.39
COTE D'IVOIRE	0	42	-	0	66	-
SENEGAL	0	42	-	0	92	-
BENIN	0	9	-	0	79	-
U.S. VIRGIN ISLANDS	4	0	-100.00	97	0	-100.00
SEYCHELLES	240	195	-18.75	7,817	6,750	-13.65
UGANDA	3	2	-33.33	24	276	1,050.00
DJIBOUTI	5	0	-100.00	22	0	-100.00
SOUTH AFRICA	36,439	55,243	51.60	104,101	117,636	13.00
COMOROS	715	0	-100.00	2,711	0	-100.00
MAURITIUS	1,659	218	-86.86	10,604	3,186	-69.95
VIRGIN ISLANDS (BRITISH)	13	975	7,400.00	84	3,258	3,778.57
AUSTRALIA	106,052	151,079	42.46	868,279	1,029,874	18.61
NEW ZEALAND	12,837	11,205	-12.71	60,084	27,454	-54.31
MICRONESIA, FEDERATED STATES	19	0	-100.00	101	0	-100.00
GUAM	783	75	-90.42	7,687	1,030	-86.60
PALAU	12	0	-100.00	75	0	-100.00
NEW CALEDONIA	5,034	5,484	8.94	38,252	27,338	-28.53
SAINT VINCENT AND THE GRENAD	75	0	-100.00	138	0	-100.00
VANUATU	465	443	-4.73	1,364	608	-55.43
WALLIS AND FUTUNA ISLANDS	3,952	0	-100.00	5,263	0	-100.00
COOK ISLANDS	2,165	24	-98.89	27,992	785	-97.20
FIJI	3,231	1,109	-65.68	23,056	6,250	-72.89
EAST TIMOR	1,957	36,116	1,745.48	1,849	27,671	1,396.54
UNITED STATES	892,978	1,197,656	34.12	9,581,593	8,945,280	-6.64
CANADA	56,176	37,940	-32.46	250,680	221,948	-11.46
MEXICO	42,197	30,317	-28.15	238,431	254,831	6.88
GUATEMALA	0	16	-	0	56	-
NICARAGUA	0	16	-	0	60	-
PANAMA	32,231	31,128	-3.42	66,503	71,422	7.40
CHILE	16,475	2,861	-82.63	36,537	10,646	-70.86
VENEZUELA	0	107	-	0	390	-
ARGENTINA	17,447	10,965	-37.15	51,044	21,883	-57.13
BRAZIL	88,138	63,208	-28.29	199,288	152,439	-23.51
COLOMBIA	51	122	139.22	192	880	358.33
BOLIVIA	9	0	-100.00	100	0	-100.00
URUGUAY	5,590	6,087	8.89	12,466	14,851	19.13
PARAGUAY	8	13	62.50	29	36	24.14
ECUADOR	6,669	5,990	-10.18	13,508	12,909	-4.43
PERU	0	1,046	-	0	4,423	-
TRINIDAD AND TOBAGO	18	1,506	8,266.67	47	1,821	3,774.47
BAHAMAS	2,290	30	-98.69	1,896	80	-95.78
JAMAICA	1,514	27	-98.22	3,224	39	-98.79
PUERTO RICO	4,438	403	-90.92	17,751	2,530	-85.75
BELIZE	770	0	-100.00	3,118	0	-100.00
DOMINICAN REPUBLIC	181	584	222.65	200	3,105	1,452.50
COSTA RICA	5,924	354	-94.02	7,243	823	-88.64
BARBADOS	671	23	-96.57	929	1,102	18.62
ARUBA	0	5,999	-	0	2,035	-
BERMUDA	482	1,766	266.39	2,206	6,556	197.19
DOMINICA	605	0	-100.00	1,722	0	-100.00
FRENCH GUIANA	157	0	-100.00	413	0	-100.00
FRENCH POLYNESIA	5,865	1,939	-66.94	21,753	22,404	2.99
GRENADA	112	0	-100.00	547	0	-100.00
MARTINIQUE	2,712	1,672	-38.35	9,108	6,240	-31.49
NETHERLANDS ANTILLES	810	934	15.31	8,093	16,000	97.70
SAINT LUCIA	688	258	-62.50	3,625	2,133	-41.16
TURKS AND CAICOS ISLANDS	855	119	-86.08	1,490	535	-64.09
GUADELOUPE	507	854	68.44	2,589	3,495	34.99
UNITED KINGDOM	210,144	258,262	22.90	1,099,644	1,391,836	26.57
NETHERLANDS	265,260	154,993	-41.57	4,975,864	2,253,630	-54.71
FRANCE	56,209	51,864	-7.73	225,958	285,033	26.14
GERMANY, FED. REP. OF	331,594	260,782	-21.36	1,930,891	1,752,610	-9.23
AUSTRIA	106	6,227	5,774.53	1,102	47,883	4,245.10
BELGIUM	326,718	886,430	171.31	1,082,765	4,778,201	341.30
SWITZERLAND	155,602	12,195	-92.16	885,573	61,390	-93.07
DENMARK	1,562	2,656	70.04	21,043	18,272	-13.17
NORWAY	2,568	1,898	-26.09	31,427	26,659	-15.17
SWEDEN	4,167	3,892	-6.60	39,432	12,083	-69.36
FINLAND	7,082	525	-92.59	42,034	8,807	-79.05
IRELAND	2,791	336	-87.96	5,908	3,425	-42.03
ITALY	383,852	245,019	-36.17	3,129,890	2,232,236	-28.68
SPAIN	157,418	112,843	-28.32	771,553	667,983	-13.42
PORTUGAL	1,310	856	-34.66	5,301	4,926	-7.07

TABEL 5. PERKEMBANGAN EKSPOR INDONESIA MENURUT KOMODITI DAN NEGARA TUJUAN

JENIS BARANG	BERAT BERSIH (KG)		PERUB	NILAI FOB (US \$)		PERUB
	JAN-OKT 2008	JAN-OKT 2009	%	JAN-OKT 2008	JAN-OKT 2009	%
	(1)	(2)	(3)	(4)	(5)	(6)
GREECE	16,150	12,193	-24.50	73,622	67,665	-8.09
HUNGARY	326	663	103.37	1,908	2,357	23.53
POLAND	4,763	2,233	-53.12	43,038	19,264	-55.24
ROMANIA	0	1	-	0	21	-
BULGARIA	1,592	0	-100.00	12,180	0	-100.00
YUGOSLAVIA	2,283	1	-99.96	160	1	-99.38
ALBANIA	117	0	-100.00	177	0	-100.00
UKRAINE	1	0	-100.00	5	0	-100.00
LATVIA	9,875	0	-100.00	52,251	0	-100.00
ESTONIA	266	0	-100.00	398	0	-100.00
CROATIA	1,445	182	-87.40	5,418	1,038	-80.84
SLOVENIA	11	952	8,554.55	783	2,374	203.19
CZECH REPUBLIC	363	157	-56.75	2,428	831	-65.77
RUSSIA FEDERATION	2,592	495	-80.90	48,496	12,762	-73.68
-BARANG DARI LOGAM MULIA	273,398	981,157	258.87	140,148,772	178,733,490	27.53
JAPAN	14,137	714,982	4,957.52	748,461	5,944,003	694.16
HONG KONG	10,190	5,356	-47.44	14,518,495	19,683,249	35.57
KOREA, REPUBLIC OF	855	1,349	57.78	437,952	440,844	0.66
TAIWAN	45	7	-84.44	12,739	938	-92.64
CHINA	78	69	-11.54	5,743	10,388	80.88
MACAU	5	0	-100.00	129	0	-100.00
PAPUA NEW GUINEA	492	0	-100.00	727	0	-100.00
THAILAND	2,678	2,402	-10.31	2,403,054	1,209,444	-49.67
SINGAPORE	143,431	147,422	2.78	20,366,172	76,004,764	273.19
PHILIPPINES	1	126	12,500.00	9,961	2,057	-79.35
MALAYSIA	286	169	-40.91	14,460	975,047	6,643.06
BRUNEI DARUSSALAM	71	3	-95.77	595	539	-9.41
MALDIVES	1,496	78	-94.79	66,122	53,676	-18.82
INDIA	530	41	-92.26	3,376	34,311	916.32
SRI LANKA	10	0	-100.00	2,088	0	-100.00
ISRAEL	0	1	-	0	2,500	-
JORDAN	100	0	-100.00	11,900	0	-100.00
LEBANON	0	11	-	0	91	-
TURKEY	2,451	1,104	-54.96	1,269,326	369,479	-70.89
UNITED ARAB EMIRATES	1,893	493	-73.96	39,207,720	10,163,640	-74.08
BAHRAIN	140	830	492.86	80,304	1,881	-97.66
CYPRUS	1,396	50	-96.42	32,810	38,440	17.16
MADAGASCAR	0	5	-	0	5,412	-
KENYA	0	337	-	0	2,754	-
REUNION	61	362	493.44	419	469	11.93
SEYCHELLES	433	10	-97.69	2,013	11	-99.45
SWAZILAND	1	0	-100.00	1,077	0	-100.00
SOUTH AFRICA	5	1,735	34,600.00	3,122	9,262	196.67
MAURITIUS	0	313	-	0	977	-
AUSTRALIA	4,369	19,082	336.76	381,997	27,843,375	7,188.90
NEW ZEALAND	133	116	-12.78	24,539	12,146	-50.50
GUAM	0	318	-	0	748	-
NEW CALEDONIA	83	21	-74.70	3,614	440	-87.83
SAINT VINCENT AND THE GRENAD	18	0	-100.00	72	0	-100.00
EAST TIMOR	0	3,159	-	0	4,483,714	-
UNITED STATES	38,054	31,792	-16.46	39,780,601	22,051,870	-44.57
CANADA	3,113	1,796	-42.31	425,338	337,946	-20.55
MEXICO	32	247	671.88	1,161	10,481	802.76
CHILE	0	68	-	0	4,596	-
BRAZIL	872	152	-82.57	14,984	8,816	-41.16
URUGUAY	0	24	-	0	59	-
PUERTO RICO	119	87	-26.89	52,325	10,314	-80.29
COSTA RICA	27	65	140.74	478	75	-84.31
BERMUDA	0	475	-	0	1,445	-
CAYMAN ISLANDS	27	12	-55.56	1,732	695	-59.87
FRENCH POLYNESIA	0	13	-	0	260	-
MARTINIQUE	0	1,453	-	0	2,155	-
NETHERLANDS ANTILLES	2,621	27	-98.97	18,247	631	-96.54
GUADELOUPE	0	802	-	0	1,138	-
UNITED KINGDOM	4,253	4,644	9.19	887,683	991,594	11.71
NETHERLANDS	16,106	20,305	26.07	1,279,567	1,582,609	23.68
FRANCE	1,267	3,043	140.17	263,974	97,902	-62.91
GERMANY, FED. REP. OF	9,199	8,281	-9.98	4,488,215	1,501,567	-66.54
AUSTRIA	37	9	-75.68	33,019	5,132	-84.46
BELGIUM	131	167	27.48	16,585	7,232	-56.39
SWITZERLAND	433	316	-27.02	539,555	281,108	-47.90
DENMARK	405	308	-23.95	967,641	755,037	-21.97
NORWAY	536	240	-55.22	148,230	118,119	-20.31
SWEDEN	1	6	500.00	1,420	18,187	1,180.77
FINLAND	0	13	-	0	8,920	-
IRELAND	50	49	-2.00	2,815	1,061	-62.31

TABEL 5. PERKEMBANGAN EKSPOR INDONESIA MENURUT KOMODITI DAN NEGARA TUJUAN

JENIS BARANG	BERAT BERSIH (KG)		PERUB	NILAI FOB (US \$)		PERUB
	JAN-OKT 2008	JAN-OKT 2009	%	JAN-OKT 2008	JAN-OKT 2009	%
	(1)	(2)	(3)	(4)	(5)	(6)
ITALY	8,588	5,223	-39.18	11,326,851	3,430,196	-69.72
SPAIN	1,580	735	-53.48	204,250	144,074	-29.46
PORTUGAL	2	30	1,400.00	2,069	33,704	1,529.00
ICELAND	24	7	-70.83	39,170	10,591	-72.96
GREECE	449	192	-57.24	21,040	7,332	-65.15
POLAND	10	0	-100.00	9	0	-100.00
CZECH REPUBLIC	59	11	-81.36	6,589	13,379	103.05
RUSSIA FEDERATION	15	614	3,993.33	16,237	666	-95.90
-PETI KEMAS	14,613,679	1,465,095	-89.97	17,794,156	5,692,413	-68.01
JAPAN	218,838	204,288	-6.65	404,799	360,286	-11.00
KOREA, REPUBLIC OF	185	0	-100.00	650	0	-100.00
TAIWAN	3,101,400	11,354	-99.63	4,524,000	2,215	-99.95
CHINA	16,460	0	-100.00	24,500	0	-100.00
PAPUA NEW GUINEA	0	12,200	-	0	15,098	-
THAILAND	48,059	38,985	-18.88	39,061	15,879	-59.35
SINGAPORE	1,507,137	620,926	-58.80	1,404,413	2,774,388	97.55
PHILIPPINES	0	8,300	-	0	211,632	-
MALAYSIA	73,039	42,992	-41.14	62,634	74,842	19.49
VIET NAM	22,400	42,898	91.51	10,136	29,900	194.99
INDIA	67,858	6,637	-90.22	430,000	156,075	-63.70
LEBANON	10,639	10,475	-1.54	51,563	68,000	31.88
NIGERIA	3,500	0	-100.00	2,000	0	-100.00
MAURITANIA	68,000	83,219	22.38	394,485	975,826	147.37
AUSTRALIA	47,414	2,734	-94.23	288,339	16,388	-94.32
NEW ZEALAND	3,490	305,700	8,659.31	50,000	750,000	1,400.00
UNITED STATES	6,600,400	50,000	-99.24	6,992,600	96,345	-98.62
BERMUDA	2,200,000	0	-100.00	2,250,000	0	-100.00
UNITED KINGDOM	157	176	12.10	937	1,882	100.85
NETHERLANDS	125	0	-100.00	11,976	0	-100.00
GERMANY, FED. REP. OF	600,951	7,013	-98.83	833,510	31,175	-96.26
NORWAY	0	17,190	-	0	112,382	-
ITALY	129	0	-100.00	1,553	0	-100.00
PORTUGAL	23,498	0	-100.00	17,000	0	-100.00
HUNGARY	0	8	-	0	100	-
-KOMPUTER DAN BAGIANNYA	31,313,055	30,625,897	-2.19	696,889,081	750,957,081	7.76
JAPAN	2,112,859	1,174,412	-44.42	136,703,834	37,946,331	-72.24
HONG KONG	1,410,991	2,256,128	59.90	15,765,770	26,871,017	70.44
KOREA, REPUBLIC OF	337,332	206,000	-38.93	3,498,655	3,506,609	0.23
TAIWAN	357,203	291,935	-18.27	4,391,290	5,406,267	23.11
CHINA	5,768,705	3,149,623	-45.40	130,720,518	110,628,437	-15.37
PAPUA NEW GUINEA	64	411	542.19	315	1,064	237.78
THAILAND	937,382	1,006,428	7.37	21,227,334	24,980,530	17.68
SINGAPORE	7,056,500	6,484,087	-8.11	159,506,546	192,562,542	20.72
PHILIPPINES	489,459	871,861	78.13	7,874,889	26,922,725	241.88
MALAYSIA	1,109,613	1,168,173	5.28	14,466,110	18,983,049	31.22
MYANMAR (FORM. BURMA)	384	0	-100.00	8,590	0	-100.00
CAMBODIA	33	0	-100.00	19	0	-100.00
BRUNEI DARUSSALAM	467	110	-76.45	11,738	4,086	-65.19
NEPAL	2,804	7,602	171.11	74,963	180,373	140.62
VIET NAM	125,500	417,264	232.48	1,799,847	6,181,159	243.43
MALDIVES	1,951	0	-100.00	2,785	0	-100.00
INDIA	1,116,182	1,721,908	54.27	14,897,711	22,117,067	48.46
PAKISTAN	65	34,409	52,836.92	1,440	749,172	51,925.83
BANGLADESH	20,183	21,147	4.78	215,173	449,110	108.72
SRI LANKA	11,364	8,428	-25.84	145,158	198,894	37.02
IRAQ	7,454	0	-100.00	184,110	0	-100.00
IRAN (ISLAMIC REPUBLIC OF)	181,614	309,715	70.53	5,191,558	15,257,383	193.89
SAUDI ARABIA	84	21,139	25,065.48	507	623,159	122,811.05
ISRAEL	857	5,232	510.50	67,087	166,195	147.73
KUWAIT	3	0	-100.00	60	0	-100.00
JORDAN	10	0	-100.00	492	0	-100.00
LEBANON	1,903	36,453	1,815.55	135,315	947,780	600.42
YEMEN	100	11,868	11,768.00	21,893	122,844	461.11
SYRIA ARAB REPUBLIC	0	12,870	-	0	340,534	-
TURKEY	29,124	361,407	1,140.93	969,432	9,814,344	912.38
UNITED ARAB EMIRATES	1,045,206	2,332,140	123.13	16,425,487	48,899,526	197.71
QATAR	0	4,993	-	0	132,757	-
EGYPT	26,693	94,897	255.51	514,640	1,001,326	94.57
LIBYAN ARAB JAMAHIRIYA	0	93,384	-	0	1,039,781	-
MOROCCO	7,644	15,907	108.10	22,841	66,433	190.85
TUNISIA	3,285	31,039	844.87	120,650	859,873	612.70
ALGERIA	11,203	63,005	462.39	244,608	1,395,634	470.56
SUDAN	8,670	174,462	1,912.25	23,500	861,061	3,564.09
GHANA	0	3,069	-	0	103,224	-
GUINEA	0	2,033	-	0	3,240	-

TABEL 5. PERKEMBANGAN EKSPOR INDONESIA MENURUT KOMODITI DAN NEGARA TUJUAN

JENIS BARANG	BERAT BERSIH (KG)		PERUB	NILAI FOB (US \$)		PERUB
	JAN-OKT 2008	JAN-OKT 2009	%	JAN-OKT 2008	JAN-OKT 2009	%
	(1)	(2)	(3)	(4)	(5)	(6)
ANGOLA	0	12,929	-	0	11,334	-
NIGERIA	7,413	7,437	0.32	25,955	98,423	279.21
SIERRA LEONE	0	210	-	0	5,511	-
BENIN	238	0	-100.00	242	0	-100.00
SEYCHELLES	6	0	-100.00	171	0	-100.00
SOUTH AFRICA	65,768	215,196	227.20	640,825	5,676,864	785.87
AUSTRALIA	228,170	650,372	185.04	6,246,564	17,510,834	180.33
NEW ZEALAND	16,470	64,579	292.10	403,510	1,707,504	323.16
FIJI	35	0	-100.00	7,728	0	-100.00
EAST TIMOR	95,438	582,519	510.36	215,845	536,530	148.57
UNITED STATES	2,717,156	2,246,573	-17.32	55,749,786	63,258,010	13.47
CANADA	6,019	117,295	1,848.75	253,243	3,382,543	1,235.69
MEXICO	235,746	197,269	-16.32	3,594,410	3,988,981	10.98
PANAMA	412	8,695	2,010.44	14,921	278,927	1,769.36
CUBA	740	0	-100.00	66,995	0	-100.00
CHILE	54,583	37,794	-30.76	626,729	838,350	33.77
VENEZUELA	0	14,925	-	0	382,287	-
ARGENTINA	10,802	43,123	299.21	273,147	974,929	256.92
BRAZIL	821,093	301,075	-63.33	6,578,009	3,246,334	-50.65
COLOMBIA	116,147	70,302	-39.47	1,432,765	1,381,329	-3.59
PARAGUAY	65	0	-100.00	1,885	0	-100.00
PERU	61,980	117,196	89.09	743,805	2,290,893	208.00
PUERTO RICO	4	0	-100.00	200	0	-100.00
BELIZE	85	0	-100.00	1,260	0	-100.00
DOMINICAN REPUBLIC	0	208	-	0	28,540	-
COSTA RICA	0	6,108	-	0	71,232	-
UNITED KINGDOM	30,185	70,678	134.15	1,036,414	1,992,818	92.28
NETHERLANDS	3,757,198	1,918,049	-48.95	56,066,865	43,096,466	-23.13
FRANCE	1,314	936	-28.77	40,967	41,991	2.50
GERMANY, FED. REP. OF	184,683	935,840	406.73	7,140,496	24,154,810	238.28
AUSTRIA	83	14,243	17,060.24	3,912	531,328	13,482.00
BELGIUM	10,219	7,128	-30.25	210,718	235,551	11.78
SWITZERLAND	959	160	-83.32	94,850	7,994	-91.57
DENMARK	96	16	-83.33	6,136	324	-94.72
NORWAY	147	22	-85.03	40,004	432	-98.92
SWEDEN	41,070	204	-99.50	59,032	7,878	-86.65
FINLAND	428,506	42,795	-90.01	6,176,821	641,902	-89.61
IRELAND	44,832	41,900	-6.54	8,116,671	2,359,193	-70.93
ITALY	1,222	16,215	1,226.92	88,869	577,801	550.17
SPAIN	26,831	2,349	-91.25	784,086	40,272	-94.86
PORTUGAL	527	17,590	3,237.76	3,344	29,507	782.39
GREECE	0	2,369	-	0	33,793	-
HUNGARY	13,649	5,975	-56.22	357,582	133,666	-62.62
POLAND	69,441	34,441	-50.40	2,549,452	2,428,177	-4.76
AZERBAIJAN	0	9,552	-	0	235,154	-
KAZAKHSTAN	9	139	1,444.44	687	11,833	1,622.42
UKRAINE	14	14	0.00	168	217	29.17
UZBEKISTAN	0	2,172	-	0	48,528	-
GEORGIA	4,428	10,695	141.53	154,980	313,058	102.00
SLOVAKIA	32,192	161,927	403.00	1,043,913	4,999,704	378.94
SLOVENIA	0	4,410	-	0	122,318	-
CZECH REPUBLIC	41,301	238,521	477.52	685,730	3,906,754	469.72
RUSSIA FEDERATION	2,888	213	-92.62	114,524	12,731	-88.88
-KENDARAAN BERMOTOR RODA 2	7,032,361	5,011,167	-28.74	58,637,484	39,243,091	-33.08
JAPAN	76,000	68,707	-9.60	888,691	918,658	3.37
HONG KONG	100	500	400.00	150	6,825	4,450.00
KOREA, REPUBLIC OF	389	300	-22.88	5,500	2,235	-59.36
TAIWAN	15,480	468	-96.98	107,186	6,552	-93.89
CHINA	0	44,685	-	0	89,300	-
PAPUA NEW GUINEA	444	5,690	1,181.53	425	58,572	13,681.65
THAILAND	13,615	11,055	-18.80	154,789	145,545	-5.97
SINGAPORE	10,617	43,333	308.15	129,586	752,146	480.42
PHILIPPINES	5,417,222	2,948,641	-45.57	44,320,531	22,558,272	-49.10
MALAYSIA	60,894	59,672	-2.01	1,360,906	636,639	-53.22
BRUNEI DARUSSALAM	1,808	3,601	99.17	19,022	30,000	57.71
VIET NAM	5,490	148	-97.30	36,666	1,887	-94.85
MALDIVES	13,893	63,564	357.53	100,611	485,612	382.66
INDIA	20,984	59,623	184.14	173,199	188,994	9.12
PAKISTAN	7,292	3,231	-55.69	58,013	31,594	-45.54
SRI LANKA	0	1	-	0	36	-
UNITED ARAB EMIRATES	854	26,470	2,999.53	1,754	184,200	10,401.71
CYPRUS	0	135	-	0	818	-
LIBYAN ARAB JAMAHIRIYA	0	330	-	0	2,700	-
MOROCCO	5,758	0	-100.00	45,696	0	-100.00
ALGERIA	5,500	0	-100.00	42,700	0	-100.00
ETHIOPIA	0	9,984	-	0	54,720	-

TABEL 5. PERKEMBANGAN EKSPOR INDONESIA MENURUT KOMODITI DAN NEGARA TUJUAN

JENIS BARANG	BERAT BERSIH (KG)		PERUB	NILAI FOB (US \$)		PERUB
	JAN-OKT 2008	JAN-OKT 2009	%	JAN-OKT 2008	JAN-OKT 2009	%
	(1)	(2)	(3)	(4)	(5)	(6)
TANZANIA, UNITED REPUBLIC OF	1,429	4,351	204.48	674	2,787	313.50
REUNION	199	69	-65.33	1,669	357	-78.61
TOGO	12,000	82,688	589.07	28,080	367,172	1,207.59
ANGOLA	0	38,880	-	0	273,600	-
NIGERIA	0	3,681	-	0	24,844	-
SENEGAL	2,880	0	-100.00	25,512	0	-100.00
BENIN	0	21,908	-	0	111,400	-
BURKINA FASO	28,800	40,440	40.42	204,480	284,197	38.99
GAMBIA	0	4,183	-	0	3,345	-
DJIBOUTI	0	2,640	-	0	20,784	-
SOUTH AFRICA	580	0	-100.00	4,800	0	-100.00
MAURITIUS	0	339	-	0	2,448	-
AUSTRALIA	25,620	19,610	-23.46	78,364	77,300	-1.36
NEW ZEALAND	36,429	16,955	-53.46	379,092	173,312	-54.28
NORTHERN MARIANA ISLANDS	0	200	-	0	1,250	-
COOK ISLANDS	640	240	-62.50	1,000	1,898	89.80
EAST TIMOR	286,250	437,760	52.93	3,382,977	4,370,012	29.18
UNITED STATES	12,501	65,684	425.43	62,636	603,690	863.81
CANADA	5,381	694	-87.10	11,896	2,835	-76.17
MEXICO	43,360	130	-99.70	451,198	380	-99.92
HONDURAS	130	36,720	28,146.15	1,463	386,856	26,342.65
NICARAGUA	3,360	0	-100.00	34,776	0	-100.00
ARGENTINA	0	240	-	0	1,992	-
BRAZIL	550	177	-67.82	4,382	2,491	-43.15
COLOMBIA	477,472	301,599	-36.83	2,745,802	1,704,316	-37.93
BOLIVIA	23,562	47,964	103.57	264,600	414,960	56.83
PERU	0	192,070	-	0	1,357,420	-
BERMUDA	21,358	17,336	-18.83	208,752	137,848	-33.97
NETHERLANDS ANTILLES	0	312	-	0	1,320	-
UNITED KINGDOM	7,732	12,787	65.38	40,330	27,397	-32.07
NETHERLANDS	21,990	16,449	-25.20	74,560	41,590	-44.22
FRANCE	9,569	16,085	68.09	43,296	27,590	-36.28
GERMANY, FED. REP. OF	12,624	28,991	129.65	11,690	62,423	433.99
AUSTRIA	280	1,828	552.86	839	3,489	315.85
BELGIUM	25,212	16,106	-36.12	69,033	30,936	-55.19
SWITZERLAND	395	1,900	381.01	3,088	3,247	5.15
DENMARK	0	838	-	0	2,455	-
NORWAY	400	1,871	367.75	2,000	2,970	48.50
SWEDEN	5,803	0	-100.00	22,034	0	-100.00
FINLAND	573	10,258	1,690.23	6,127	35,278	475.78
IRELAND	100	400	300.00	412	1,805	338.11
ITALY	265,687	169,978	-36.02	2,980,712	1,977,053	-33.67
SPAIN	11,625	2,419	-79.19	24,451	4,250	-82.62
PORTUGAL	0	40,826	-	0	527,687	-
GREECE	8,493	0	-100.00	8,717	0	-100.00
SLOVENIA	0	3,273	-	0	10,002	-
CZECH REPUBLIC	23,037	0	-100.00	12,617	0	-100.00
RUSSIA FEDERATION	0	150	-	0	800	-
-KENDARAAN BERMOTOR RODA 4	160,979,053	76,387,372	-52.55	1,108,545,389	545,256,865	-50.81
JAPAN	14,461,859	8,390,178	-41.98	112,362,658	73,289,902	-34.77
HONG KONG	65,979	7,977	-87.91	576,286	146,254	-74.62
KOREA, REPUBLIC OF	0	89	-	0	226	-
TAIWAN	1,683,105	1,218,576	-27.60	9,664,577	8,398,327	-13.10
CHINA	0	7,748	-	0	64,366	-
PAPUA NEW GUINEA	9,050	294,240	3,151.27	56,452	3,602,314	6,281.20
THAILAND	14,253,983	3,913,531	-72.54	84,562,560	28,363,406	-66.46
SINGAPORE	2,014,148	1,686,847	-16.25	6,574,880	4,333,926	-34.08
PHILIPPINES	13,620,491	12,396,974	-8.98	86,752,262	87,300,857	0.63
MALAYSIA	19,538,379	9,598,355	-50.87	150,470,722	67,683,630	-55.02
MYANMAR (FORM. BURMA)	2,479,988	256,950	-89.64	9,572,533	2,309,400	-75.87
CAMBODIA	14,730	0	-100.00	92,958	0	-100.00
BRUNEI DARUSSALAM	1,291,856	1,007,895	-21.98	8,417,903	6,931,481	-17.66
NEPAL	32,115	0	-100.00	164,198	0	-100.00
VIET NAM	5,132,980	303,774	-94.08	29,543,158	3,299,642	-88.83
INDIA	27,622	23,011	-16.69	360,423	224,906	-37.60
PAKISTAN	596,774	313,256	-47.51	3,497,514	3,044,556	-12.95
BANGLADESH	208,880	193,625	-7.30	1,224,138	1,207,459	-1.36
SRI LANKA	226,655	30,115	-86.71	1,146,439	153,539	-86.61
SAUDI ARABIA	33,725,362	12,103,517	-64.11	228,956,066	95,639,912	-58.23
KUWAIT	1,216,276	792,624	-34.83	9,195,789	6,969,341	-24.21
JORDAN	222,983	59,421	-73.35	1,457,785	360,801	-75.25
LEBANON	2,077,799	1,346,025	-35.22	12,771,076	8,466,099	-33.71
YEMEN	546,769	577,837	5.68	2,736,966	3,421,792	25.02
OMAN	6,190,298	1,536,023	-75.19	54,427,639	13,975,731	-74.32
SYRIA ARAB REPUBLIC	369,625	350,366	-5.21	2,420,815	2,286,138	-5.56
UNITED ARAB EMIRATES	9,674,692	2,519,649	-73.96	95,324,546	25,612,843	-73.13

TABEL 5. PERKEMBANGAN EKSPOR INDONESIA MENURUT KOMODITI DAN NEGARA TUJUAN

JENIS BARANG	BERAT BERSIH (KG)		PERUB	NILAI FOB (US \$)		PERUB
	JAN-OKT 2008	JAN-OKT 2009	%	JAN-OKT 2008	JAN-OKT 2009	%
	(1)	(2)	(3)	(4)	(5)	(6)
QATAR	713,249	387,866	-45.62	5,766,819	3,761,078	-34.78
BAHRAIN	775,844	218,808	-71.80	6,536,513	2,146,602	-67.16
EGYPT	2,579,453	1,989,161	-22.88	15,445,859	15,402,929	-0.28
LIBYAN ARAB JAMAHIRIYA	43,296	45,799	5.78	297,189	318,520	7.18
MOROCCO	353,904	128,225	-63.77	2,002,190	798,485	-60.12
ALGERIA	34,015	125,889	270.10	301,401	1,257,907	317.35
SUDAN	275,047	34,739	-87.37	3,258,124	370,682	-88.62
TANZANIA, UNITED REPUBLIC OF	1,113,498	0	-100.00	2,818,622	0	-100.00
MADAGASCAR	66,099	27,114	-58.98	360,802	149,778	-58.49
KENYA	51,824	31,269	-39.66	279,716	175,768	-37.16
MOZAMBIQUE	141,766	25,346	-82.12	685,431	129,435	-81.12
GHANA	101,091	12,574	-87.56	570,446	90,140	-84.20
ANGOLA	383,653	470,532	22.65	2,203,913	2,828,316	28.33
CONGO	0	24,847	-	0	40,281	-
NIGERIA	1,103,801	401,788	-63.60	6,164,961	2,773,318	-55.01
GABON	81,611	40,759	-50.06	732,082	407,988	-44.27
SEYCHELLES	11,277	18,323	62.48	84,412	138,861	64.50
UGANDA	5,530	0	-100.00	54,726	0	-100.00
SOUTH AFRICA	8,768,943	4,931,512	-43.76	43,682,874	24,453,366	-44.02
MAURITIUS	49,117	22,035	-55.14	271,708	124,514	-54.17
AUSTRALIA	1,800,348	446,626	-75.19	21,033,558	3,455,926	-83.57
NEW ZEALAND	209,150	54,050	-74.16	1,368,910	377,370	-72.43
SAINT VINCENT AND THE GRENAD	15,289	22,518	47.28	86,534	140,607	62.49
VANUATU	32,424	27,872	-14.04	159,843	183,759	14.96
FIJI	25,539	66,620	160.86	172,456	359,538	108.48
MARSHALL ISLANDS	3,558	2,680	-24.68	20,544	18,026	-12.26
SOLOMON ISLANDS	20,888	14,225	-31.90	77,084	383,357	397.32
EAST TIMOR	462,499	1,988,596	329.97	2,405,558	6,621,960	175.28
UNITED STATES	134,690	109,262	-18.88	970,409	699,588	-27.91
CANADA	2,000	0	-100.00	7,000	0	-100.00
MEXICO	4,823,004	3,176,417	-34.14	27,160,868	15,582,452	-42.63
GUATEMALA	108,514	108,524	0.01	651,027	620,217	-4.73
HONDURAS	41,640	100,944	142.42	226,705	593,393	161.75
NICARAGUA	104,320	45,624	-56.27	683,639	278,381	-59.28
PANAMA	184,368	272,090	47.58	1,021,106	1,741,701	70.57
SURINAME	9,670	15,398	59.23	33,800	120,975	257.91
CHILE	2,350,406	758,185	-67.74	13,525,106	4,330,140	-67.98
VENEZUELA	2,113,288	0	-100.00	17,703,862	0	-100.00
ARGENTINA	35,012	38,142	8.94	360,207	358,197	-0.56
PARAGUAY	16,380	6,300	-61.54	146,515	62,480	-57.36
PERU	118,523	11,999	-89.88	1,072,632	127,915	-88.07
GUYANA	5,195	0	-100.00	32,706	0	-100.00
TRINIDAD AND TOBAGO	137,916	83,080	-39.76	899,354	592,940	-34.07
BAHAMAS	19,667	4,700	-76.10	114,066	28,784	-74.77
JAMAICA	72,017	69,986	-2.82	475,653	502,682	5.68
PUERTO RICO	176,419	85,170	-51.72	1,061,077	524,093	-50.61
DOMINICAN REPUBLIC	254,092	0	-100.00	2,343,278	0	-100.00
EL SALVADOR	60,798	19,500	-67.93	503,729	119,967	-76.18
COSTA RICA	175,645	0	-100.00	944,785	0	-100.00
HAITI	38,579	0	-100.00	334,804	0	-100.00
BARBADOS	184,768	103,858	-43.79	1,167,267	705,718	-39.54
ANTIGUA AND BARBUDA	0	8,040	-	0	58,620	-
ARUBA	37,600	13,980	-62.82	210,672	84,018	-60.12
BERMUDA	25,813	65,216	152.65	153,707	446,054	190.20
DOMINICA	40,264	54,050	34.24	245,069	310,945	26.88
FRENCH POLYNESIA	140,171	104,616	-25.37	618,121	460,962	-25.43
GRENADA	15,914	11,894	-25.26	105,866	85,692	-19.06
NETHERLANDS ANTILLES	54,734	9,065	-83.44	299,684	55,731	-81.40
SAINT LUCIA	54,581	41,273	-24.38	341,937	288,660	-15.58
SAINT KITTS AND NEVIS	33,864	10,060	-70.29	205,954	67,912	-67.03
UNITED KINGDOM	33,349	12,551	-62.36	114,274	23,130	-79.76
NETHERLANDS	0	8,252	-	0	8,700	-
FRANCE	3,571	3,259	-8.74	49,802	3,800	-92.37
GERMANY, FED. REP. OF	213,189	24,231	-88.63	4,348,209	76,000	-98.25
AUSTRIA	0	696	-	0	6,565	-
BELGIUM	163,331	403,882	147.28	915,123	1,658,193	81.20
GIBRALTAR	0	27,875	-	0	188,000	-
DENMARK	0	590	-	0	3,200	-
SWEDEN	29,132	0	-100.00	138,864	0	-100.00
ITALY	39,280	32,458	-17.37	155,274	134,460	-13.40
PORTUGAL	11,116	38,203	243.68	21,420	297,241	1,287.68
DEMOCRATIC REPUBLIC OF THE C	9,813	19,626	100.00	7,000	14,000	100.00
SLOVENIA	1,309	0	-100.00	2,200	0	-100.00
-SUKU CADANG MESIN	105,495,427	46,737,387	-55.70	962,321,900	706,608,853	-26.57
JAPAN	30,849,976	8,812,078	-71.44	75,990,107	41,474,064	-45.42
HONG KONG	58,830	146,805	149.54	2,919,858	5,006,382	71.46

TABEL 5. PERKEMBANGAN EKSPOR INDONESIA MENURUT KOMODITI DAN NEGARA TUJUAN

JENIS BARANG	BERAT BERSIH (KG)		PERUB	NILAI FOB (US \$)		PERUB
	JAN-OKT 2008	JAN-OKT 2009	%	JAN-OKT 2008	JAN-OKT 2009	%
	(1)	(2)	(3)	(4)	(5)	(6)
KOREA, REPUBLIC OF	7,475,390	1,934,030	-74.13	10,149,855	3,505,007	-65.47
TAIWAN	243,511	63,658	-73.86	706,425	1,333,347	88.75
CHINA	3,199,047	962,067	-69.93	13,013,524	17,978,037	38.15
MONGOLIA	13,786	0	-100.00	50,447	0	-100.00
PAPUA NEW GUINEA	223,213	5,900	-97.36	1,306,718	241,546	-81.52
THAILAND	21,323,738	7,164,615	-66.40	40,539,884	21,587,823	-46.75
SINGAPORE	17,789,760	15,814,143	-11.11	643,174,142	482,361,208	-25.00
PHILIPPINES	465,308	720,462	54.84	12,271,786	15,228,162	24.09
MALAYSIA	4,401,444	1,184,111	-73.10	32,923,939	12,230,389	-62.85
MYANMAR (FORM. BURMA)	91	940	932.97	4,509	13,884	207.92
CAMBODIA	8,129	135	-98.34	13,454	53,869	300.39
BRUNEI DARUSSALAM	12,537	64,657	415.73	203,908	778,051	281.57
LAO PEOPLE'S DEMOCRATIC REPL	34,821	25,872	-25.70	119,048	161,531	35.69
NEPAL	0	39	-	0	2,245	-
VIET NAM	902,657	1,311,022	45.24	5,739,012	4,922,728	-14.22
INDIA	2,373,778	1,977,334	-16.70	6,443,756	7,762,691	20.47
PAKISTAN	5,056	44,341	777.00	37,679	631,472	1,575.93
BANGLADESH	4,200	0	-100.00	537,600	0	-100.00
SRI LANKA	60	29	-51.67	9,110	12,144	33.30
IRAQ	0	3,044	-	0	59,032	-
IRAN (ISLAMIC REPUBLIC OF)	91,782	8,885	-90.32	466,041	48,527	-89.59
SAUDI ARABIA	416,710	201,821	-51.57	1,300,171	1,668,230	28.31
ISRAEL	165	1,849	1,020.61	20,728	53,209	156.70
KUWAIT	200	2,655	1,227.50	3,509	90,447	2,477.57
JORDAN	0	22	-	0	660	-
LEBANON	0	4,353	-	0	37,401	-
YEMEN	0	240	-	0	49,000	-
OMAN	77,645	1,646	-97.88	303,089	77,089	-74.57
SYRIA ARAB REPUBLIC	16,214	0	-100.00	104,564	0	-100.00
TURKEY	5,151	36,423	607.11	46,665	247,987	431.42
UNITED ARAB EMIRATES	1,034,045	805,068	-22.14	4,913,371	3,126,324	-36.37
QATAR	581	3,564	513.43	126,210	32,475	-74.27
EGYPT	4,481	2,799	-37.54	266,544	96,711	-63.72
LIBYAN ARAB JAMAHIRIYA	13,117	156	-98.81	90,527	19,463	-78.50
MOROCCO	3,227	127,600	3,854.14	17,898	1,207,584	6,647.03
TUNISIA	450	0	-100.00	14,121	0	-100.00
ALGERIA	261	145	-44.44	7,950	1,563	-80.34
SUDAN	61,810	0	-100.00	296,074	0	-100.00
ERITREA	0	4,973	-	0	84,835	-
TANZANIA, UNITED REPUBLIC OF	0	80	-	0	22,053	-
KENYA	0	10,367	-	0	323,140	-
BOTSWANA	0	24	-	0	5,480	-
GUINEA	312	0	-100.00	90,025	0	-100.00
ANGOLA	492	5,182	953.25	28,269	160,724	468.55
CONGO	4,900	6,008	22.61	21,500	288,147	1,240.22
CAMEROON	0	500	-	0	3,170	-
NIGERIA	22,200	30,278	36.39	268,595	212,454	-20.90
GABON	0	217	-	0	5,820	-
UGANDA	0	194	-	0	12,619	-
SOUTH AFRICA	370,244	305,702	-17.43	2,108,658	2,539,875	20.45
ZAMBIA	18,000	0	-100.00	702,247	0	-100.00
AUSTRALIA	1,058,360	933,480	-11.80	7,860,834	13,205,431	67.99
NEW ZEALAND	20,557	46,329	125.37	182,320	476,159	161.17
NEW CALEDONIA	0	130	-	0	4,247	-
MARSHALL ISLANDS	35	0	-100.00	2,000	0	-100.00
EAST TIMOR	5,536	25,658	363.48	25,275	26,894	6.41
UNITED STATES	3,497,612	1,262,049	-63.92	32,565,066	21,847,548	-32.91
CANADA	579,526	185,652	-67.96	1,521,897	1,048,298	-31.12
MEXICO	43,323	32,828	-24.23	1,536,778	1,693,847	10.22
PANAMA	503	1,825	262.82	15,662	42,286	169.99
CHILE	248,153	1,345	-99.46	876,760	7,640	-99.13
VENEZUELA	734	13	-98.23	54,351	2,055	-96.22
ARGENTINA	29,826	5,519	-81.50	172,691	121,599	-29.59
BRAZIL	3,616,600	733,047	-79.73	12,966,483	2,651,756	-79.55
COLOMBIA	55	88	60.00	9,969	18,621	86.79
BOLIVIA	0	31	-	0	515	-
ECUADOR	2,317	3	-99.87	90,408	1,344	-98.51
PERU	347	31	-91.07	27,410	2,193	-92.00
TRINIDAD AND TOBAGO	0	6,854	-	0	18,993	-
PUERTO RICO	3	0	-100.00	150	0	-100.00
BELIZE	11,399	0	-100.00	64,012	0	-100.00
DOMINICAN REPUBLIC	0	10	-	0	1,058	-
UNITED KINGDOM	3,081,264	865,984	-71.90	27,875,711	31,949,840	14.62
NETHERLANDS	378,105	132,508	-64.95	9,549,568	2,189,173	-77.08
FRANCE	113,940	46,522	-59.17	2,706,123	407,411	-84.94
GERMANY, FED. REP. OF	488,317	81,929	-83.22	3,059,523	1,114,668	-63.57
AUSTRIA	0	1,648	-	0	18,888	-

TABEL 5. PERKEMBANGAN EKSPOR INDONESIA MENURUT KOMODITI DAN NEGARA TUJUAN

JENIS BARANG	BERAT BERSIH (KG)		PERUB	NILAI FOB (US \$)		PERUB
	JAN-OKT 2008	JAN-OKT 2009	%	JAN-OKT 2008	JAN-OKT 2009	%
	(1)	(2)	(3)	(4)	(5)	(6)
BELGIUM	646,385	291,976	-54.83	2,649,760	1,278,938	-51.73
SWITZERLAND	306	499	63.07	20,691	6,307	-69.52
DENMARK	0	197	-	0	17,894	-
NORWAY	1,942	1,650	-15.04	153,999	95,860	-37.75
SWEDEN	914	335	-63.35	45,100	33,161	-26.47
FINLAND	40,422	102,725	154.13	148,406	423,688	185.49
IRELAND	19,725	9,791	-50.36	306,823	199,471	-34.99
ITALY	75,128	4,763	-93.66	260,797	374,790	43.71
SPAIN	363	2,473	581.27	15,730	39,251	149.53
PORTUGAL	3	659	21,866.67	217	1,345	519.82
GREECE	326	3	-99.08	18,723	35	-99.81
DEMOCRATIC REPUBLIC OF THE C	406	0	-100.00	7,351	0	-100.00
HUNGARY	519	4,505	768.02	10,466	49,567	373.60
POLAND	0	138	-	0	18,685	-
AZERBAIJAN	17	1,520	8,841.18	1,834	77,795	4,141.82
KAZAKHSTAN	235	8,299	3,431.49	23,377	105,209	350.05
TAJIKISTAN	0	145	-	0	22,030	-
UKRAINE	164	1,099	570.12	4,827	24,902	415.89
LATVIA	8	0	-100.00	1,280	0	-100.00
SLOVAKIA	0	93,944	-	0	561,686	-
CZECH REPUBLIC	439	2,113	381.32	43,228	169,082	291.14
RUSSIA FEDERATION	4,294	51,037	1,088.57	94,783	500,094	427.62
-SUKU CADANG KENDARAAN	163,852,811	116,840,554	-28.69	1,143,473,606	786,758,290	-31.20
JAPAN	38,731,778	28,306,921	-26.92	226,742,637	132,867,200	-41.40
HONG KONG	90,944	77,255	-14.63	1,095,756	793,071	-27.62
KOREA, REPUBLIC OF	172,092	115,947	-32.62	1,480,969	768,835	-48.09
TAIWAN	2,773,762	2,377,924	-14.27	25,597,290	24,390,344	-4.72
CHINA	2,958,552	651,192	-77.99	24,812,533	3,722,671	-85.00
MONGOLIA	0	1,168	-	0	61,049	-
PAPUA NEW GUINEA	18,407	8,317	-54.82	112,521	55,326	-50.83
THAILAND	22,501,571	19,615,596	-12.83	208,351,559	178,530,108	-14.31
SINGAPORE	22,651,926	11,196,948	-50.57	137,554,689	70,872,416	-48.48
PHILIPPINES	10,181,200	8,321,728	-18.26	58,719,942	54,508,508	-7.17
MALAYSIA	19,113,643	14,702,679	-23.08	115,951,024	99,196,018	-14.45
MYANMAR (FORM. BURMA)	5,227	8,000	53.05	37,971	12,800	-66.29
CAMBODIA	3,280	8,315	153.51	22,611	48,414	114.12
BRUNEI DARUSSALAM	8,232	7,007	-14.88	60,657	48,177	-20.57
LAO PEOPLE'S DEMOCRATIC REPL	4,903	0	-100.00	42,565	0	-100.00
NEPAL	184	0	-100.00	1,014	0	-100.00
VIET NAM	6,792,504	4,612,196	-32.10	45,886,730	29,443,896	-35.83
MALDIVES	639	317	-50.39	820	986	20.24
INDIA	1,971,347	1,062,859	-46.08	16,970,297	9,550,397	-43.72
PAKISTAN	2,028,251	1,318,232	-35.01	9,094,946	5,924,799	-34.86
BANGLADESH	230,701	328,017	42.18	523,575	871,632	66.48
SRI LANKA	137,273	91,075	-33.65	409,542	263,746	-35.60
AFGHANISTAN	0	297	-	0	1,454	-
IRAN (ISLAMIC REPUBLIC OF)	977,358	278,448	-71.51	3,111,378	875,790	-71.85
SAUDI ARABIA	137,837	415,147	201.19	1,140,472	1,475,146	29.35
ISRAEL	48,309	112,789	133.47	326,458	490,722	50.32
KUWAIT	48,820	57,029	16.81	169,944	220,438	29.71
JORDAN	43,781	33,515	-23.45	142,663	114,836	-19.51
LEBANON	32,380	29,918	-7.60	141,131	134,564	-4.65
YEMEN	26,328	78,971	199.95	204,674	239,642	17.08
OMAN	159,521	208,318	30.59	261,451	389,241	48.88
SYRIA ARAB REPUBLIC	13,844	10,974	-20.73	50,056	48,048	-4.01
TURKEY	1,617,347	257,509	-84.08	18,370,319	2,206,823	-87.99
UNITED ARAB EMIRATES	1,466,890	781,897	-46.70	2,766,403	1,834,984	-33.67
QATAR	7,421	7,171	-3.37	73,272	92,952	26.86
BAHRAIN	1,378	7,137	417.92	18,028	26,663	47.90
CYPRUS	21,302	23,694	11.23	205,255	173,415	-15.51
EGYPT	615,505	521,664	-15.25	2,654,682	2,042,848	-23.05
LIBYAN ARAB JAMAHIRIYA	18,024	3,380	-81.25	47,695	33,315	-30.15
MOROCCO	17,375	23,073	32.79	48,444	64,709	33.57
TUNISIA	61,798	55,481	-10.22	137,249	125,925	-8.25
ALGERIA	15,850	0	-100.00	41,514	0	-100.00
SUDAN	0	450	-	0	230,058	-
TANZANIA, UNITED REPUBLIC OF	0	398	-	0	365	-
KENYA	3,427	0	-100.00	39,057	0	-100.00
GHANA	4,395	933	-78.77	33,556	18,625	-44.50
ANGOLA	3,944	0	-100.00	51,377	0	-100.00
CONGO	301	129	-57.14	2,621	854	-67.42
CAMEROON	295	81	-72.54	2,678	877	-67.25
NIGERIA	20,167	21,467	6.45	55,538	86,082	55.00
COTE D'IVOIRE	0	101	-	0	480	-
MAURITANIA	27,916	0	-100.00	53,976	0	-100.00
U.S. VIRGIN ISLANDS	23	0	-100.00	769	0	-100.00

TABEL 5. PERKEMBANGAN EKSPOR INDONESIA MENURUT KOMODITI DAN NEGARA TUJUAN

JENIS BARANG	BERAT BERSIH (KG)		PERUB	NILAI FOB (US \$)		PERUB
	JAN-OKT 2008	JAN-OKT 2009	%	JAN-OKT 2008	JAN-OKT 2009	%
	(1)	(2)	(3)	(4)	(5)	(6)
SEYCHELLES	41	0	-100.00	198	0	-100.00
UGANDA	0	900	-	0	51,323	-
SOUTH AFRICA	2,113,458	570,636	-73.00	19,478,898	5,021,624	-74.22
ZIMBABWE	4,292	0	-100.00	6,000	0	-100.00
MAURITIUS	12	0	-100.00	30	0	-100.00
RWANDA	1,787	0	-100.00	12,500	0	-100.00
VIRGIN ISLANDS (BRITISH)	0	14	-	0	261	-
AUSTRALIA	710,030	572,853	-19.32	7,091,470	5,249,214	-25.98
NEW ZEALAND	6,594	25,533	287.22	81,306	213,702	162.84
SAINT VINCENT AND THE GRENAD	11,847	596	-94.97	72,931	7,088	-90.28
VANUATU	0	804	-	0	10,874	-
FIJI	2,234	3,670	64.28	13,268	21,331	60.77
MARSHALL ISLANDS	177	0	-100.00	650	0	-100.00
EAST TIMOR	258,818	937,462	262.21	330,607	1,325,891	301.05
UNITED STATES	6,616,097	5,355,715	-19.05	53,347,297	42,325,402	-20.66
CANADA	143,238	191,261	33.53	1,014,175	1,473,686	45.31
MEXICO	343,267	493,820	43.86	4,690,303	4,216,068	-10.11
GUATEMALA	3,911	2,355	-39.79	39,917	30,651	-23.21
HONDURAS	77,428	75,211	-2.86	259,617	271,852	4.71
NICARAGUA	3,025	3,754	24.10	30,216	34,037	12.65
PANAMA	2,173	108,605	4,897.93	24,272	116,517	380.05
CHILE	51,346	42,717	-16.81	268,733	157,612	-41.35
VENEZUELA	38,826	35,272	-9.15	281,847	266,931	-5.29
ARGENTINA	660,492	504,595	-23.60	4,952,492	3,583,606	-27.64
BRAZIL	3,990,849	4,298,464	7.71	52,932,740	59,817,834	13.01
COLOMBIA	99,727	27,535	-72.39	239,279	83,140	-65.25
BOLIVIA	0	2,517	-	0	36,973	-
ECUADOR	0	34	-	0	523	-
PERU	115,775	73,058	-36.90	281,352	190,228	-32.39
GUYANA	0	95	-	0	1,466	-
TRINIDAD AND TOBAGO	4,957	4,266	-13.94	37,550	44,347	18.10
BAHAMAS	288	0	-100.00	4,277	0	-100.00
JAMAICA	537	1,027	91.25	6,272	13,601	116.85
PUERTO RICO	32,781	29,529	-9.92	228,065	224,080	-1.75
BELIZE	3	0	-100.00	36	0	-100.00
DOMINICAN REPUBLIC	26,209	13,585	-48.17	110,941	91,044	-17.93
EL SALVADOR	1,736	208	-88.02	12,764	1,612	-87.37
COSTA RICA	2,741	3,556	29.73	25,467	36,157	41.98
HAITI	40	0	-100.00	510	0	-100.00
BARBADOS	4,901	5,424	10.67	37,666	62,900	66.99
ANTIGUA AND BARBUDA	489	1,096	124.13	5,804	8,414	44.97
ARUBA	368	1,183	221.47	3,380	8,165	141.57
BERMUDA	1,361	838	-38.43	15,209	8,365	-45.00
CAYMAN ISLANDS	14	49	250.00	201	581	189.05
DOMINICA	1,100	1,554	41.27	12,683	15,473	22.00
FRENCH POLYNESIA	0	149	-	0	1,176	-
GRENADA	925	428	-53.73	7,333	4,849	-33.87
NETHERLANDS ANTILLES	461	1,277	177.01	3,796	11,252	196.42
SAINT LUCIA	0	837	-	0	10,603	-
GUADELOUPE	0	312	-	0	2,107	-
SAINT KITTS AND NEVIS	0	14	-	0	676	-
UNITED KINGDOM	4,140,967	1,028,766	-75.16	52,395,102	9,472,827	-81.92
NETHERLANDS	1,700,335	1,330,723	-21.74	7,644,410	6,130,167	-19.81
FRANCE	7,672	734	-90.43	73,087	2,326	-96.82
GERMANY, FED. REP. OF	1,539,220	2,352,926	52.86	8,442,984	9,575,851	13.42
AUSTRIA	18,946	1,394	-92.64	97,173	18,297	-81.17
BELGIUM	130,824	109,323	-16.44	996,814	820,032	-17.73
SWITZERLAND	10,118	939	-90.72	54,561	5,265	-90.35
DENMARK	82,846	16,488	-80.10	457,063	84,637	-81.48
NORWAY	233,849	57,047	-75.61	1,295,682	327,626	-74.71
SWEDEN	782,651	410,964	-47.49	4,160,581	2,263,814	-45.59
FINLAND	419,754	166,182	-60.41	2,194,200	947,837	-56.80
IRELAND	10,931	0	-100.00	57,523	0	-100.00
ITALY	995,671	439,782	-55.83	3,815,227	2,069,846	-45.75
SPAIN	318,047	58,343	-81.66	2,099,137	345,973	-83.52
PORTUGAL	112,701	92,311	-18.09	355,739	360,251	1.27
GREECE	168,441	195,364	15.98	1,078,390	1,043,327	-3.25
DEMOCRATIC REPUBLIC OF THE C	60,733	53	-99.91	132,474	887	-99.33
HUNGARY	1,416,810	943,271	-33.42	6,160,046	3,280,932	-46.74
POLAND	366,054	327,657	-10.49	1,228,396	1,242,862	1.18
ROMANIA	281	0	-100.00	20,126	0	-100.00
BULGARIA	96,811	40,681	-57.98	253,947	98,657	-61.15
UKRAINE	1,622	3,915	141.37	16,579	38,404	131.64
LITHUANIA	2,432	22,430	822.29	8,121	118,300	1,356.72
LATVIA	0	10,171	-	0	36,677	-
ESTONIA	11,810	9,601	-18.70	74,060	54,896	-25.88
MALTA	9,849	1,405	-85.73	69,860	16,414	-76.50

TABEL 5. PERKEMBANGAN EKSPOR INDONESIA MENURUT KOMODITI DAN NEGARA TUJUAN

JENIS BARANG	BERAT BERSIH (KG)		PERUB	NILAI FOB (US \$)		PERUB
	JAN-OKT 2008	JAN-OKT 2009	%	JAN-OKT 2008	JAN-OKT 2009	%
(1)	(2)	(3)	(4)	(5)	(6)	(7)
SLOVAKIA	8,096	0	-100.00	22,779	0	-100.00
CZECH REPUBLIC	0	36,208	-	0	142,536	-
RUSSIA FEDERATION	103,483	49,404	-52.26	687,185	347,164	-49.48
-UBI KAYU OLAHAN	77,005,374	77,387,932	0.50	13,777,974	11,342,585	-17.68
JAPAN	635	2	-99.69	189	5	-97.35
HONG KONG	1,614	1,579	-2.17	866	5,554	541.34
KOREA, REPUBLIC OF	16,471,796	24,014,590	45.79	2,927,936	3,265,703	11.54
TAIWAN	1,806,970	226,167	-87.48	357,914	56,338	-84.26
CHINA	58,070,373	52,764,435	-9.14	9,671,042	7,505,154	-22.40
PAPUA NEW GUINEA	0	3,325	-	0	525	-
SINGAPORE	84,882	13,087	-84.58	35,963	41,731	16.04
PHILIPPINES	9,286	1,608	-82.68	7,961	3,656	-54.08
MALAYSIA	352,698	215,943	-38.77	248,252	83,320	-66.44
BRUNEI DARUSSALAM	6,586	11,927	81.10	20,668	33,072	60.02
MALDIVES	0	21	-	0	48	-
SAUDI ARABIA	1,495	1,172	-21.61	2,098	1,331	-36.56
KUWAIT	0	1,305	-	0	4,509	-
QATAR	0	1,310	-	0	4,571	-
AUSTRALIA	1,674	4,093	144.50	3,399	10,076	196.44
VANUATU	200	0	-100.00	432	0	-100.00
UNITED STATES	49,752	62,204	25.03	162,598	176,058	8.28
UNITED KINGDOM	136,034	57,595	-57.66	316,618	133,831	-57.73
NETHERLANDS	9,060	7,569	-16.46	18,847	17,103	-9.25
GERMANY, FED. REP. OF	3	0	-100.00	1	0	-100.00
BELGIUM	2,316	0	-100.00	3,190	0	-100.00
-INDUSTRI LAINNYA	2,976,518,700	1,641,834,435	-44.84	5,011,369,405	4,319,270,588	-13.81
JAPAN	114,777,864	98,238,911	-14.41	540,117,100	539,682,184	-0.08
HONG KONG	13,732,537	12,153,996	-11.49	49,945,551	59,495,457	19.12
KOREA, DEMOCRATIC PEOPLE'S R	725	249	-65.66	6,411	3,716	-42.04
KOREA, REPUBLIC OF	163,071,414	182,755,161	12.07	176,038,781	183,816,268	4.42
TAIWAN	82,180,049	44,843,049	-45.43	63,976,132	52,966,782	-17.21
CHINA	1,029,220,616	83,086,870	-91.93	176,386,678	105,341,217	-40.28
MONGOLIA	282,370	103,802	-63.24	761,265	356,348	-53.19
MACAU	4,587,884	652,305	-85.78	770,342	125,886	-83.66
PAPUA NEW GUINEA	3,915,495	11,063,538	182.56	6,947,986	10,104,269	45.43
THAILAND	86,623,339	69,047,522	-20.29	277,300,426	199,955,826	-27.89
SINGAPORE	146,060,329	175,867,347	20.41	711,942,384	835,695,575	17.38
PHILIPPINES	41,578,520	74,503,313	79.19	98,397,832	109,156,251	10.93
MALAYSIA	159,356,915	126,248,348	-20.78	262,877,167	215,742,594	-17.93
MYANMAR (FORM. BURMA)	6,134,667	5,216,975	-14.96	6,796,077	4,569,797	-32.76
CAMBODIA	1,327,391	1,034,584	-22.06	3,382,259	2,695,060	-20.32
BRUNEI DARUSSALAM	2,791,087	2,951,143	5.73	3,973,126	2,770,846	-30.26
LAO PEOPLE'S DEMOCRATIC REPL	196,439	57,818	-70.57	774,350	1,391,357	79.68
NEPAL	280,703	442,973	57.81	480,159	1,182,147	146.20
BHUTAN	3,925	923	-76.48	19,867	3,674	-81.51
VIET NAM	42,980,205	43,991,743	2.35	116,713,317	91,326,044	-21.75
MALDIVES	3,650,211	2,358,575	-35.39	3,486,292	2,252,077	-35.40
INDIA	50,032,128	54,825,476	9.58	97,351,499	92,195,267	-5.30
PAKISTAN	15,246,395	26,419,763	73.29	14,487,384	19,985,804	37.95
BANGLADESH	27,075,825	14,862,512	-45.11	24,190,004	17,054,023	-29.50
SRI LANKA	7,269,158	4,755,826	-34.58	20,981,067	10,164,816	-51.55
AFGHANISTAN	920	1,039,220	112,858.70	8,204	323,810	3,846.98
IRAQ	20,549,072	9,040,068	-56.01	99,141,228	19,963,043	-79.86
IRAN (ISLAMIC REPUBLIC OF)	3,608,963	2,107,985	-41.59	4,436,175	7,910,693	78.32
SAUDI ARABIA	27,843,838	20,619,054	-25.95	34,274,436	35,858,594	4.62
ISRAEL	595,091	773,525	29.98	1,590,310	2,993,713	88.25
KUWAIT	2,740,112	4,316,981	57.55	7,928,211	4,773,089	-39.80
JORDAN	1,413,194	1,373,576	-2.80	4,452,239	2,654,354	-40.38
LEBANON	745,979	1,007,034	34.99	1,391,425	2,618,261	88.17
YEMEN	329,350	732,767	122.49	1,585,644	1,881,034	18.63
OMAN	307,793	373,344	21.30	1,651,838	1,256,894	-23.91
SYRIA ARAB REPUBLIC	530,962	986,839	85.86	1,549,064	2,700,724	74.35
TURKEY	7,228,006	6,376,647	-11.78	12,292,307	10,538,569	-14.27
UNITED ARAB EMIRATES	39,381,707	22,500,445	-42.87	52,792,252	42,528,610	-19.44
QATAR	3,679,704	3,569,663	-2.99	2,878,851	3,526,324	22.49
BAHRAIN	9,188,984	2,250,919	-75.50	4,254,168	1,058,661	-75.11
CYPRUS	210,877	303,369	43.86	569,378	654,590	14.97
EGYPT	3,157,635	4,331,889	37.19	4,469,833	12,383,684	177.05
LIBYAN ARAB JAMAHIRIYA	746,227	1,051,298	40.88	2,875,530	2,265,409	-21.22
MOROCCO	460,270	2,591,546	463.05	1,953,620	9,399,065	381.11
TUNISIA	1,694,939	2,172,291	28.16	5,281,031	6,929,323	31.21
ALGERIA	3,012,591	7,332,001	143.38	11,623,465	14,985,704	28.93
SUDAN	563,002	514,924	-8.54	3,328,550	2,021,073	-39.28
ERITREA	36,900	161,470	337.59	38,950	195,600	402.18
NAMIBIA	71,604	50,772	-29.09	24,953	20,947	-16.05

TABEL 5. PERKEMBANGAN EKSPOR INDONESIA MENURUT KOMODITI DAN NEGARA TUJUAN

JENIS BARANG	BERAT BERSIH (KG)		PERUB	NILAI FOB (US \$)		PERUB
	JAN-OKT 2008	JAN-OKT 2009	%	JAN-OKT 2008	JAN-OKT 2009	%
	(1)	(2)	(3)	(4)	(5)	(6)
ETHIOPIA	5,970	322,953	5,309.60	46,098	720,861	1,463.76
TANZANIA, UNITED REPUBLIC OF	790,271	951,283	20.37	3,584,391	3,550,048	-0.96
MADAGASCAR	411,264	298,537	-27.41	965,389	376,282	-61.02
SOMALIA	16,599	0	-100.00	134,975	0	-100.00
KENYA	3,741,756	1,679,941	-55.10	7,403,808	8,262,312	11.60
REUNION	414,570	895,844	116.09	715,610	894,794	25.04
MOZAMBIQUE	1,184,662	550,273	-53.55	2,301,251	488,694	-78.76
BOTSWANA	23	20,098	87,282.61	78	83,650	107,143.59
EQUATORIAL GUINEA	8,411	56,447	571.11	13,443	141,796	954.79
TOGO	277,923	175,656	-36.80	601,320	319,762	-46.82
GHANA	9,047,918	7,435,083	-17.83	13,227,227	11,037,023	-16.56
LIBERIA	120,229	19,096	-84.12	338,834	125,980	-62.82
GUINEA	969,115	532,628	-45.04	2,173,096	707,929	-67.42
ANGOLA	1,258,179	2,282,711	81.43	1,510,720	6,965,009	361.04
CONGO	145,866	120,928	-17.10	433,693	243,726	-43.80
CAMEROON	512,078	380,882	-25.62	2,076,456	1,548,258	-25.44
NIGERIA	11,709,025	8,455,320	-27.79	19,757,024	14,513,273	-26.54
SIERRA LEONE	39,070	96,652	147.38	77,135	241,632	213.26
GABON	87,345	132,338	51.51	515,962	652,977	26.56
COTE D'IVOIRE	701,863	2,505,023	256.91	3,435,295	1,890,726	-44.96
SENEGAL	702,242	495,057	-29.50	1,465,616	1,644,067	12.18
MAURITANIA	102,751	220,488	114.58	410,276	912,084	122.31
MALI	3,012	13,295	341.40	11,975	137,841	1,051.07
BENIN	559,345	359,638	-35.70	1,047,708	694,830	-33.68
BURKINA FASO	32,255	13,056	-59.52	207,299	106,876	-48.44
GAMBIA	22,675	16,787	-25.97	69,921	46,129	-34.03
U.S. VIRGIN ISLANDS	21,176	0	-100.00	12,372	0	-100.00
SEYCHELLES	249,533	197,103	-21.01	296,427	408,229	37.72
UGANDA	425,175	176,488	-58.49	2,339,688	903,735	-61.37
CENTRAL AFRICAN REPUBLIC	0	72,121	-	0	32,536	-
NIGER	36,985	6,238	-83.13	152,876	48,737	-68.12
CHAD	10,075	5,934	-41.10	48,136	24,872	-48.33
DJIBOUTI	211,172	405,947	92.24	145,549	712,995	389.87
SAO TOME AND PRINCIPE	31,279	18,991	-39.29	42,051	38,853	-7.61
SWAZILAND	56,673	72,066	27.16	307,164	393,115	27.98
SOUTH AFRICA	10,388,555	6,938,821	-33.21	17,146,350	13,396,301	-21.87
ZIMBABWE	4,464	9,372	109.95	433,260	30,417	-92.98
ZAMBIA	23,940	40,575	69.49	92,516	244,111	163.86
MALAWI	115,917	0	-100.00	155,953	0	-100.00
COMOROS	11,984	7,110	-40.67	55,480	248,425	347.77
BURUNDI	3,407	93,099	2,632.58	22,071	554,286	2,411.38
MAURITIUS	584,322	308,551	-47.20	711,960	680,555	-4.41
RWANDA	45,260	578	-98.72	268,606	13,334	-95.04
VIRGIN ISLANDS (BRITISH)	3,158	119,876	3,695.95	4,379	57,949	1,223.34
AUSTRALIA	52,567,074	46,550,034	-11.45	125,976,384	136,181,235	8.10
NEW ZEALAND	8,504,942	6,161,378	-27.56	16,495,731	12,981,743	-21.30
MICRONESIA, FEDERATED STATES	76,416	1,894	-97.52	101,471	2,557	-97.48
GUAM	102,597	8,150	-92.06	164,973	12,376	-92.50
PALAU	475	147	-69.05	966	2,926	202.90
NEW CALEDONIA	367,849	492,765	33.96	618,139	450,790	-27.07
NORTHERN MARIANA ISLANDS	7,235	20,787	187.31	9,560	15,065	57.58
SAINT VINCENT AND THE GRENAD	17,690	731	-95.87	19,403	933	-95.19
VANUATU	82,668	227,830	175.60	155,995	567,136	263.56
WALLIS AND FUTUNA ISLANDS	9,518	7,457	-21.65	16,452	19,177	16.56
AMERICAN SAMOA	15,779	121	-99.23	21,529	754	-96.50
COOK ISLANDS	12,652	31,848	151.72	73,062	55,333	-24.27
FIJI	1,216,502	415,188	-65.87	823,303	560,743	-31.89
KIRIBATI	9,598	2,164	-77.45	14,064	9,732	-30.80
MARSHALL ISLANDS	11,441	0	-100.00	12,775	0	-100.00
SAMOA	45,112	65,271	44.69	48,222	72,846	51.06
SOLOMON ISLANDS	85,748	69,065	-19.46	158,766	75,506	-52.44
TONGA	338,244	115,998	-65.71	387,402	291,526	-24.75
TUVALU	19,093	4,620	-75.80	41,108	12,350	-69.96
TOKELAU	374	0	-100.00	4,299	0	-100.00
EAST TIMOR	8,755,753	16,705,850	90.80	9,582,212	20,355,023	112.43
UNITED STATES	348,481,321	89,479,996	-74.32	835,182,592	507,122,823	-39.28
CANADA	13,751,496	2,959,219	-78.48	44,089,008	17,101,864	-61.21
MEXICO	2,050,932	3,029,405	47.71	14,826,626	18,175,401	22.59
GUATEMALA	5,717	84,499	1,378.03	46,659	358,598	668.55
HONDURAS	103,116	78,916	-23.47	105,569	272,571	158.19
NICARAGUA	1,221	351	-71.25	2,340	713	-69.53
PANAMA	243,593	2,158,216	785.99	1,882,495	3,434,977	82.47
CUBA	180,800	36	-99.98	151,128	1,555	-98.97
SURINAME	43,181	76,721	77.67	263,707	265,887	0.83
CHILE	3,771,738	3,692,309	-2.11	11,010,863	11,231,476	2.00
VENEZUELA	3,484,041	1,955,359	-43.88	2,680,899	834,666	-68.87
ARGENTINA	2,855,034	1,501,613	-47.40	21,607,632	9,066,148	-58.04

TABEL 5. PERKEMBANGAN EKSPOR INDONESIA MENURUT KOMODITI DAN NEGARA TUJUAN

JENIS BARANG	BERAT BERSIH (KG)		PERUB	NILAI FOB (US \$)		PERUB
	JAN-OKT 2008	JAN-OKT 2009	%	JAN-OKT 2008	JAN-OKT 2009	%
	(1)	(2)	(3)	(4)	(5)	(6)
BRAZIL	4,111,608	3,845,316	-6.48	15,018,976	16,723,355	11.35
COLOMBIA	12,605,548	384,837	-96.95	12,795,425	1,197,292	-90.64
BOLIVIA	35,318,983	53,622	-99.85	38,926,650	248,835	-99.36
URUGUAY	15,249	27,322	79.17	67,636	124,424	83.96
PARAGUAY	80,021	73,690	-7.91	360,596	335,902	-6.85
ECUADOR	1,012,241	1,228,100	21.32	2,336,793	3,038,125	30.01
PERU	3,241,499	1,573,129	-51.47	3,095,276	4,988,128	61.15
GUYANA	37,444	44,611	19.14	100,977	131,168	29.90
TRINIDAD AND TOBAGO	137,333	141,980	3.38	560,329	503,428	-10.15
BAHAMAS	117,326	9,338	-92.04	145,240	10,154	-93.01
JAMAICA	33,076	52,050	57.36	40,092	53,045	32.31
PUERTO RICO	88,129	48,640	-44.81	107,150	106,116	-0.97
BELIZE	4,586	2,433	-46.95	22,700	7,362	-67.57
DOMINICAN REPUBLIC	174,979	469,421	168.27	789,099	1,533,191	94.30
EL SALVADOR	68,279	113,261	65.88	348,794	436,341	25.10
COSTA RICA	903,162	885,360	-1.97	1,171,148	1,552,356	32.55
HAITI	88,220	229,970	160.68	108,280	271,142	150.41
BARBADOS	299,366	88,637	-70.39	383,809	38,134	-90.06
ANTIGUA AND BARBUDA	2,161	1,584	-26.70	13,313	8,703	-34.63
ANGUILLA	3,043	3,991	31.15	3,430	13,489	293.27
ARUBA	5,141	25,697	399.84	10,638	19,391	82.28
BERMUDA	1,949	2,441	25.24	9,325	8,457	-9.31
CAPE VERDE	0	87,784	-	0	131,202	-
CAYMAN ISLANDS	44,323	21,710	-51.02	14,179	11,768	-17.00
DOMINICA	11,421	30,845	170.07	52,819	116,312	120.21
FRENCH GUIANA	13,707	20,658	50.71	22,665	52,293	130.72
FRENCH POLYNESIA	545,066	921,600	69.08	782,367	648,779	-17.07
GREENLAND	3,564	0	-100.00	39,322	0	-100.00
GRENADA	20,075	510	-97.46	16,882	2,082	-87.67
MARTINIQUE	16,304	44,138	170.72	43,739	113,029	158.42
NETHERLANDS ANTILLES	347,418	90,141	-74.05	1,029,043	113,663	-88.95
SAINT LUCIA	6,365	3,361	-47.20	14,991	27,141	81.05
TURKS AND CAICOS ISLANDS	48,922	1,390	-97.16	26,560	6,409	-75.87
GUADELOUPE	111,526	118,751	6.48	156,730	141,256	-9.87
SAINT KITTS AND NEVIS	7,865	5,286	-32.79	37,986	35,903	-5.48
UNITED KINGDOM	8,227,661	5,162,727	-37.25	65,431,833	38,251,444	-41.54
NETHERLANDS	110,863,922	129,994,791	17.26	319,873,358	214,408,324	-32.97
FRANCE	12,827,322	10,763,625	-16.09	34,355,556	29,752,927	-13.40
GERMANY, FED. REP. OF	21,903,479	27,185,905	24.12	110,153,136	172,838,499	56.91
AUSTRIA	762,033	463,559	-39.17	4,907,343	4,351,910	-11.32
BELGIUM	18,278,477	14,458,168	-20.90	86,996,988	80,634,848	-7.31
SWITZERLAND	458,324	400,548	-12.61	3,422,447	3,005,867	-12.17
LUXEMBOURG	13,136	9,711	-26.07	126,968	87,515	-31.07
MONACO	289	0	-100.00	3,113	0	-100.00
DENMARK	1,836,821	1,474,046	-19.75	8,243,393	7,463,278	-9.46
NORWAY	24,326,207	12,110,134	-50.22	5,967,037	4,332,871	-27.39
SWEDEN	2,060,571	764,725	-62.89	9,174,447	6,166,276	-32.79
FINLAND	2,347,790	1,441,797	-38.59	26,645,146	17,718,231	-33.50
IRELAND	92,153	28,364	-69.22	1,469,195	387,590	-73.62
ITALY	26,353,447	44,267,628	67.98	62,637,176	70,209,383	12.09
SPAIN	40,472,379	21,227,373	-47.55	43,042,753	20,376,972	-52.66
PORTUGAL	755,865	1,866,084	146.88	4,063,445	10,349,203	154.69
ICELAND	22,527	1,465	-93.50	14,808	17,674	19.35
GREECE	3,957,930	4,259,119	7.61	10,021,193	8,876,872	-11.42
ANDORRA	4,771	0	-100.00	45,167	0	-100.00
LIECHTENSTEIN	670	171	-74.48	638	10,166	1,493.42
DEMOCRATIC REPUBLIC OF THE C	208,213	539,542	159.13	522,679	2,341,817	348.04
HUNGARY	408,233	346,489	-15.12	2,013,031	1,355,744	-32.65
POLAND	2,024,818	3,270,198	61.51	10,934,168	8,612,823	-21.23
ROMANIA	7,676,216	108,117	-98.59	9,051,837	479,722	-94.70
BULGARIA	153,486	340,171	121.63	497,769	1,233,257	147.76
YUGOSLAVIA	10,108	53,688	431.14	57,625	205,761	257.07
ALBANIA	13,815	30,480	120.63	50,319	106,243	111.14
ARMENIA	1,561	1	-99.94	4,951	449	-90.93
AZERBAIJAN	16,535	6,954	-57.94	164,370	151,481	-7.84
BELARUS	7,490	11,431	52.62	63,299	166,204	162.57
KAZAKHSTAN	232,861	1,900,038	715.95	1,273,725	6,227,009	388.88
KYRGYZSTAN	12,902	30,091	133.23	72,542	175,612	142.08
MOLDOVA, REPUBLIC OF	5,985	0	-100.00	20,344	0	-100.00
TAJIKISTAN	14,080	103,390	634.30	74,689	343,094	359.36
TURKMENISTAN	5,072	0	-100.00	17,788	0	-100.00
UKRAINE	947,676	812,451	-14.27	4,030,164	2,547,429	-36.79
UZBEKISTAN	0	45,112	-	0	167,172	-
LITHUANIA	103,795	74,663	-28.07	342,604	190,328	-44.45
LATVIA	131,722	40,843	-68.99	1,147,723	433,709	-62.21
ESTONIA	881,349	706,856	-19.80	633,289	349,986	-44.74
GEORGIA	1,196,587	65,371	-94.54	1,938,706	89,962	-95.36

TABEL 5. PERKEMBANGAN EKSPOR INDONESIA MENURUT KOMODITI DAN NEGARA TUJUAN

JENIS BARANG	BERAT BERSIH (KG)		PERUB	NILAI FOB (US \$)		PERUB
	JAN-OKT 2008	JAN-OKT 2009	%	JAN-OKT 2008	JAN-OKT 2009	%
	(1)	(2)	(3)	(4)	(5)	(6)
CROATIA	163,206	202,618	24.15	623,463	741,618	18.95
BOSNIA AND HERZEGOVINA	233	4,197	1,701.29	1,104	49,032	4,341.30
MALTA	76,895	63,086	-17.96	179,609	144,787	-19.39
SLOVAKIA	70,751	65,754	-7.06	996,696	2,153,587	116.07
SLOVENIA	79,371	142,479	79.51	326,007	522,664	60.32
CZECH REPUBLIC	211,381	135,023	-36.12	1,347,924	647,060	-52.00
SOUTH GEORGIA AND THE SOUTH REP. OF MACEDONIA	3,041 0	0 9,059	-100.00 -	2,599 0	0 31,186	-100.00 -
RUSSIA FEDERATION	3,989,292	2,733,618	-31.48	9,902,392	6,710,135	-32.24
BIJI TEMBAGA	1,218,095,450	1,945,122,429	59.69	2,755,061,786	4,056,837,780	47.25
JAPAN	563,599,629	814,520,723	44.52	1,276,172,040	1,681,311,547	31.75
KOREA, REPUBLIC OF	219,651,559	357,857,887	62.92	476,532,392	734,153,236	54.06
CHINA	11,746,395	66,031,034	462.14	27,663,533	131,366,058	374.87
SINGAPORE	65,135	10,745,986	16,398.02	20,460	12,294,943	59,992.59
PHILIPPINES	103,922,969	125,301,598	20.57	246,997,895	238,287,858	-3.53
MALAYSIA	100,000	0	-100.00	12,840	0	-100.00
INDIA	97,656,612	249,046,526	155.02	217,866,200	563,973,042	158.86
GERMANY, FED. REP. OF	0	21,981,028	-	0	35,982,236	-
SPAIN	221,353,151	299,637,647	35.37	509,796,426	659,468,860	29.36
BIJI NIKEL	10,035,256,869	7,771,003,865	-22.56	504,542,501	209,135,448	-58.55
JAPAN	1,623,491,096	1,209,656,000	-25.49	158,760,428	56,215,968	-64.59
HONG KONG	20,000	279,733,039	1,398,565.20	600	4,001,115	666,752.50
CHINA	6,363,747,121	5,357,809,106	-15.81	226,552,423	107,604,730	-52.50
THAILAND	0	33,600,000	-	0	504,000	-
SINGAPORE	4	3	-25.00	7	6	-14.29
MALAYSIA	50,000,000	0	-100.00	875,000	0	-100.00
AUSTRALIA	453,153,813	0	-100.00	15,486,802	0	-100.00
UNITED STATES	6,000	0	-100.00	400	0	-100.00
CANADA	29,241	0	-100.00	6,200	0	-100.00
UNITED KINGDOM	12,450,000	138,226,000	1,010.25	694,087	6,123,985	782.31
FRANCE	25,450	30,699	20.62	1,664	37	-97.78
BELGIUM	22,324	0	-100.00	24,643	0	-100.00
SWITZERLAND	243,086,000	0	-100.00	16,795,667	0	-100.00
GREECE	276,771,820	322,680,018	16.59	19,799,716	8,155,096	-58.81
UKRAINE	1,012,454,000	429,269,000	-57.60	65,544,864	26,530,511	-59.52
BAUKSIT	14,634,774,286	11,316,799,751	-22.67	184,511,536	194,956,787	5.66
JAPAN	440,879,180	116,455,000	-73.59	8,067,317	2,548,870	-68.40
KOREA, REPUBLIC OF	42,175	0	-100.00	2,404	0	-100.00
TAIWAN	34,900,000	33,000,000	-5.44	383,900	430,501	12.14
CHINA	14,158,952,931	11,049,644,751	-21.96	176,057,915	190,655,816	8.29
SINGAPORE	0	117,700,000	-	0	1,321,600	-
BIJI TIMAH/TIN	563,745	2,543	-99.55	19,237	59,793	210.82
HONG KONG	0	700	-	0	170	-
SINGAPORE	2	2	0.00	30	48	60.00
MALAYSIA	552,342	0	-100.00	589	0	-100.00
INDIA	11,400	0	-100.00	18,616	0	-100.00
PAKISTAN	1	0	-100.00	2	0	-100.00
SWEDEN	0	1,841	-	0	59,575	-
BATU BARA	171,881,917,192	185,619,332,475	7.99	8,601,023,368	11,089,191,611	28.93
JAPAN	30,595,248,510	26,099,997,366	-14.69	1,664,610,415	1,815,879,380	9.09
HONG KONG	9,091,381,814	8,931,630,747	-1.76	374,677,015	581,778,187	55.27
KOREA, DEMOCRATIC PEOPLE'S R	0	91,521,310	-	0	4,134,214	-
KOREA, REPUBLIC OF	22,682,695,684	27,222,748,094	20.02	1,081,637,191	1,532,668,993	41.70
TAIWAN	20,809,124,608	20,855,673,553	0.22	1,265,526,314	1,550,706,355	22.53
CHINA	13,711,860,146	24,958,225,344	82.02	611,701,900	1,299,951,284	112.51
THAILAND	11,617,568,358	9,402,341,471	-19.07	484,793,898	453,950,743	-6.36
SINGAPORE	166,960,689	89,337,687	-46.49	10,884,292	3,682,534	-66.17
PHILIPPINES	5,122,911,000	6,443,204,526	25.77	302,604,721	441,365,341	45.86
MALAYSIA	9,220,719,377	9,461,452,502	2.61	430,316,611	565,679,625	31.46
CAMBODIA	39,185,895	54,663,361	39.50	2,117,569	2,768,734	30.75
VIET NAM	480,035,063	483,544,053	0.73	24,094,084	28,235,764	17.19
INDIA	23,250,381,087	32,179,612,799	38.40	1,060,585,956	1,635,704,909	54.23
PAKISTAN	2,717,845,332	1,979,784,264	-27.16	162,892,338	128,304,395	-21.23
BANGLADESH	0	21,439,000	-	0	621,731	-
SRI LANKA	124,947,774	40,371,787	-67.69	7,290,685	2,193,453	-69.91
ISRAEL	232,390,000	40,163,000	-82.72	13,947,478	3,667,825	-73.70
YEMEN	68,418,430	0	-100.00	3,557,758	0	-100.00
UNITED ARAB EMIRATES	66,983,010	306,397,972	357.43	4,956,768	18,642,360	276.10
EGYPT	0	155,610,000	-	0	9,336,600	-
SIERRA LEONE	69,273,000	36,300,429	-47.60	1,960,425	1,796,871	-8.34
AUSTRALIA	1,658	23,773	1,333.84	208	606	191.35
NEW ZEALAND	386,107,000	521,265,000	35.01	12,616,094	25,688,755	103.62

TABEL 5. PERKEMBANGAN EKSPOR INDONESIA MENURUT KOMODITI DAN NEGARA TUJUAN

JENIS BARANG	BERAT BERSIH (KG)		PERUB %	NILAI FOB (US \$)		PERUB %
	JAN-OKT 2008	JAN-OKT 2009		JAN-OKT 2008	JAN-OKT 2009	
	(1)	(2)	(3)	(4)	(5)	(6)
AMERICAN SAMOA	71,859,000	5,629,858	-92.17	2,196,011	216,750	-90.13
EAST TIMOR	0	1,673,665	-	0	789,594	-
UNITED STATES	3,141,079,722	1,881,439,886	-40.10	105,586,130	103,801,560	-1.69
MEXICO	132,010,000	63,123,000	-52.18	13,513,968	5,207,648	-61.46
CHILE	307,032,000	577,165,000	87.98	12,984,115	57,469,399	342.61
COSTA RICA	128,104,000	0	-100.00	7,947,799	0	-100.00
CAYMAN ISLANDS	0	99,799,000	-	0	6,067,778	-
UNITED KINGDOM	1,735,811,149	775,051,000	-55.35	66,480,548	53,830,014	-19.03
NETHERLANDS	2,492,704,652	2,876,949,004	15.41	134,565,516	173,518,738	28.95
FRANCE	0	2,000	-	0	120	-
GERMANY, FED. REP. OF	30,127,016	1,000	-100.00	1,030,726	60	-99.99
BELGIUM	218,224,085	64,800,000	-70.31	9,234,007	2,919,000	-68.39
SWITZERLAND	2,466,121,000	191,518,000	-92.23	99,192,319	10,232,995	-89.68
DENMARK	0	24	-	0	50	-
NORWAY	475,000	0	-100.00	4,750	0	-100.00
FINLAND	130,243,997	0	-100.00	9,747,311	0	-100.00
IRELAND	333,856,200	0	-100.00	20,658,710	0	-100.00
ITALY	4,884,061,000	4,683,586,000	-4.10	418,824,052	289,330,539	-30.92
SPAIN	3,594,181,000	4,025,091,000	11.99	116,389,708	225,766,963	93.98
GREECE	0	31,501,000	-	0	1,197,038	-
CROATIA	629,269,000	272,991,000	-56.62	23,206,939	11,653,045	-49.79
SLOVENIA	979,797,936	627,700,000	-35.94	32,878,003	37,511,645	14.09
REP. OF MACEDONIA	152,922,000	66,004,000	-56.84	5,811,036	2,920,016	-49.75
GRANIT	4,689,408,648	1,217,274,680	-74.04	43,260,482	11,799,208	-72.73
JAPAN	52,499	418,225	696.63	14,046	80,757	474.95
TAIWAN	4,000	0	-100.00	5	0	-100.00
CHINA	0	10,859	-	0	401	-
THAILAND	0	1,363	-	0	2,100	-
SINGAPORE	4,689,211,509	1,216,352,828	-74.06	43,203,524	11,449,819	-73.50
PHILIPPINES	1,098	0	-100.00	2,923	0	-100.00
MALAYSIA	87,675	151,654	72.97	9,204	16,071	74.61
UNITED ARAB EMIRATES	0	1,150	-	0	1,531	-
AUSTRALIA	4,697	90,178	1,819.91	2,171	33,478	1,442.05
COOK ISLANDS	0	1,169	-	0	3,779	-
UNITED STATES	3,107	201,848	6,396.56	396	176,203	44,395.71
CANADA	14,995	0	-100.00	11,575	0	-100.00
FRANCE	22,194	33,291	50.00	12,770	18,766	46.95
GERMANY, FED. REP. OF	6,711	0	-100.00	3,369	0	-100.00
SWEDEN	163	0	-100.00	499	0	-100.00
ITALY	0	382	-	0	157	-
SPAIN	0	3,606	-	0	7,461	-
POLAND	0	4,336	-	0	3,125	-
SLOVENIA	0	3,791	-	0	5,560	-
PASIR ALAM	246,235	93,804	-61.90	112,412	205,040	82.40
JAPAN	0	501	-	0	500	-
CHINA	21,125	0	-100.00	512	0	-100.00
THAILAND	8,162	196	-97.60	3,216	450	-86.01
SINGAPORE	21,311	80	-99.62	4,477	500	-88.83
PHILIPPINES	0	22,000	-	0	2,442	-
MALAYSIA	1	39	3,800.00	2,000	222	-88.90
BRUNEI DARUSSALAM	190,000	0	-100.00	50,350	0	-100.00
INDIA	1	0	-100.00	500	0	-100.00
SRI LANKA	0	10,000	-	0	6,655	-
EGYPT	0	17	-	0	25	-
SOUTH AFRICA	0	59,000	-	0	194,175	-
UNITED KINGDOM	34	0	-100.00	200	0	-100.00
GERMANY, FED. REP. OF	5,601	0	-100.00	51,157	0	-100.00
DENMARK	0	812	-	0	8	-
ITALY	0	815	-	0	23	-
RUSSIA FEDERATION	0	344	-	0	40	-
HASIL TAMBANG LAIN	9,415,807,378	5,951,046,071	-36.80	250,509,822	171,433,951	-31.57
JAPAN	25,375,413	20,232,667	-20.27	2,121,084	2,266,724	6.87
HONG KONG	2,234,756	758,600	-66.05	675,626	148,274	-78.05
KOREA, REPUBLIC OF	78,622,004	19,061,748	-75.76	4,209,825	1,935,888	-54.02
TAIWAN	18,047,264	34,013,314	88.47	3,113,700	5,608,061	80.11
CHINA	5,872,890,930	4,768,148,091	-18.81	182,461,300	140,386,269	-23.06
PAPUA NEW GUINEA	0	30,000	-	0	20,710	-
THAILAND	4,721,732	2,707,618	-42.66	479,488	267,665	-44.18
SINGAPORE	2,509,024,557	690,221,148	-72.49	26,047,376	7,257,623	-72.14
PHILIPPINES	1,112,987	6,920,527	521.80	142,920	416,406	191.36
MALAYSIA	55,077,046	55,036,367	-0.07	3,561,714	1,995,684	-43.97
MYANMAR (FORM. BURMA)	1,172,000	213,500	-81.78	745,361	16,759	-97.75
CAMBODIA	4,340,858	1,326,448	-69.44	305,437	96,545	-68.39
BRUNEI DARUSSALAM	55,952	0	-100.00	45,425	0	-100.00

TABEL 5. PERKEMBANGAN EKSPOR INDONESIA MENURUT KOMODITI DAN NEGARA TUJUAN

JENIS BARANG	BERAT BERSIH (KG)		PERUB	NILAI FOB (US \$)		PERUB
	JAN-OKT 2008	JAN-OKT 2009	%	JAN-OKT 2008	JAN-OKT 2009	%
	(1)	(2)	(3)	(4)	(5)	(6)
VIET NAM	11,384,512	7,264,778	-36.19	1,027,587	1,248,717	21.52
MALDIVES	204,294	206,269	0.97	162,014	86,455	-46.64
INDIA	29,164,579	35,030,381	20.11	4,772,912	1,099,830	-76.96
PAKISTAN	43,236	20,000	-53.74	5,846	1,600	-72.63
BANGLADESH	27,975,610	16,140,766	-42.30	961,044	722,541	-24.82
SRI LANKA	242,840	218,141	-10.17	32,020	35,388	10.52
IRAN (ISLAMIC REPUBLIC OF)	160,000	300,000	87.50	32,000	54,600	70.63
SAUDI ARABIA	18,899	256,000	1,254.57	7,256	37,380	415.16
ISRAEL	196	0	-100.00	117	0	-100.00
KUWAIT	18,402	20,000	8.68	5,857	5,500	-6.10
JORDAN	40,047	0	-100.00	7,573	0	-100.00
LEBANON	218	4	-98.17	770	71	-90.78
TURKEY	0	102,336	-	0	17,247	-
UNITED ARAB EMIRATES	282,745,475	227,688,862	-19.47	4,738,362	3,722,024	-21.45
QATAR	102,500	0	-100.00	7,257	0	-100.00
BAHRAIN	3,623	14,599	302.95	2,299	7,205	213.40
CYPRUS	0	56,552	-	0	6,714	-
EGYPT	0	65,400	-	0	7,123	-
LIBYAN ARAB JAMAHIRIYA	2,480	0	-100.00	13,095	0	-100.00
KENYA	286,162	0	-100.00	105,225	0	-100.00
REUNION	408	585	43.38	333	333	0.00
LIBERIA	3,003	0	-100.00	4,485	0	-100.00
ANGOLA	0	14,332	-	0	7,767	-
NIGERIA	0	165	-	0	308	-
DJIBOUTI	273,000	0	-100.00	37,674	0	-100.00
SOUTH AFRICA	989,221	385,407	-61.04	789,221	47,131	-94.03
MAURITIUS	441,917	20,000	-95.47	179,212	4,000	-97.77
VIRGIN ISLANDS (BRITISH)	0	5,685	-	0	3,117	-
AUSTRALIA	11,902,537	11,897,163	-0.05	1,638,442	1,537,830	-6.14
NEW ZEALAND	42,488	22,531	-46.97	6,087	3,229	-46.95
NEW CALEDONIA	17,040	10,517	-38.28	20,701	5,925	-71.38
SAINT VINCENT AND THE GRENAD	10,771	0	-100.00	3,687	0	-100.00
VANUATU	0	895	-	0	1,133	-
COOK ISLANDS	0	15,975	-	0	8,623	-
FIJI	99	1,200	1,112.12	536	675	25.93
SOLOMON ISLANDS	77	0	-100.00	206	0	-100.00
EAST TIMOR	497,000	429,572	-13.57	314,084	216,856	-30.96
UNITED STATES	289,649	992,948	242.81	199,602	471,712	136.33
CANADA	7,091	67,052	845.59	9,084	22,021	142.42
PANAMA	1,653	0	-100.00	3,106	0	-100.00
CHILE	2,150	0	-100.00	13,681	0	-100.00
BRAZIL	52,883	99,054	87.31	30,716	39,800	29.57
DOMINICAN REPUBLIC	50,313	0	-100.00	5,543	0	-100.00
COSTA RICA	8,948	7,005	-21.71	2,848	2,818	-1.05
ANGUILLA	0	506	-	0	2,067	-
FRENCH POLYNESIA	3,937	925	-76.50	3,392	2,121	-37.47
MARTINIQUE	0	165	-	0	889	-
NETHERLANDS ANTILLES	0	168	-	0	201	-
GUADELOUPE	0	17,002	-	0	5,499	-
UNITED KINGDOM	156,687	193,087	23.23	25,187	31,042	23.25
NETHERLANDS	183,524	275,550	50.14	85,207	147,480	73.08
FRANCE	44,086	406,662	822.43	40,841	212,847	421.16
GERMANY, FED. REP. OF	99,941	342,656	242.86	306,342	69,851	-77.20
AUSTRIA	278	63	-77.34	397	166	-58.19
BELGIUM	1,798	171,476	9,437.04	2,238,217	84,203	-96.24
SWITZERLAND	474,957,866	49,154,025	-89.65	8,520,048	810,622	-90.49
DENMARK	0	39,927	-	0	27,131	-
NORWAY	40,845	19,938	-51.19	20,650	12,540	-39.27
SWEDEN	1,083	1,841	69.99	3,309	59,575	1,700.39
FINLAND	0	76,001	-	0	6,084	-
IRELAND	45,597	0	-100.00	29,212	0	-100.00
ITALY	410,151	117,811	-71.28	100,285	32,496	-67.60
SPAIN	29,168	144,117	394.09	26,090	66,062	153.21
GREECE	60,450	25,872	-57.20	10,916	4,393	-59.76
POLAND	4,756	18,194	282.55	3,971	12,410	212.52
LITHUANIA	7,236	0	-100.00	2,700	0	-100.00
SLOVAKIA	0	253	-	0	378	-
SLOVENIA	0	284	-	0	542	-
RUSSIA FEDERATION	101,155	15,346	-84.83	43,320	3,071	-92.91
BARANG-BARANG SENI	2,171,056	2,117,792	-2.45	8,711,114	8,793,607	0.95
JAPAN	114,489	137,012	19.67	666,775	306,655	-54.01
HONG KONG	9,735	5,823	-40.18	101,136	73,337	-27.49
KOREA, REPUBLIC OF	15,369	159,962	940.81	146,783	130,326	-11.21
TAIWAN	28,423	14,887	-47.62	476,891	432,714	-9.26
CHINA	8,045	21,679	169.47	44,975	59,193	31.61
MACAU	6,377	891	-86.03	42,511	185	-99.56

TABEL 5. PERKEMBANGAN EKSPOR INDONESIA MENURUT KOMODITI DAN NEGARA TUJUAN

JENIS BARANG	BERAT BERSIH (KG)		PERUB	NILAI FOB (US \$)		PERUB
	JAN-OKT 2008	JAN-OKT 2009	%	JAN-OKT 2008	JAN-OKT 2009	%
	(1)	(2)	(3)	(4)	(5)	(6)
PAPUA NEW GUINEA	0	157	-	0	142	-
THAILAND	4,564	15,967	249.85	11,998	17,641	47.03
SINGAPORE	121,886	112,709	-7.53	1,393,179	1,983,658	42.38
PHILIPPINES	3,308	4,210	27.27	226,411	2,984	-98.68
MALAYSIA	55,696	108,479	94.77	189,851	178,821	-5.81
CAMBODIA	248	0	-100.00	332	0	-100.00
BRUNEI DARUSSALAM	936	18,510	1,877.56	7,090	39,077	451.16
VIET NAM	65	434	567.69	65	3,135	4,723.08
MALDIVES	455	513	12.75	1,396	4,609	230.16
INDIA	11,468	4,420	-61.46	42,169	27,688	-34.34
PAKISTAN	0	80	-	0	70	-
SRI LANKA	2,472	1,063	-57.00	1,455	627	-56.91
IRAN (ISLAMIC REPUBLIC OF)	5,662	11,753	107.58	13,630	37,952	178.44
SAUDI ARABIA	51,931	8,905	-82.85	44,934	15,538	-65.42
ISRAEL	1,140	347	-69.56	1,907	1,166	-38.86
KUWAIT	4,935	642	-86.99	29,764	5,950	-80.01
LEBANON	420	1,890	350.00	488	10,174	1,984.84
YEMEN	556	0	-100.00	665	0	-100.00
OMAN	0	77	-	0	510	-
SYRIA ARAB REPUBLIC	140	0	-100.00	900	0	-100.00
TURKEY	165,371	86,801	-47.51	247,591	166,062	-32.93
UNITED ARAB EMIRATES	11,796	2,840	-75.92	53,006	17,223	-67.51
QATAR	414	323	-21.98	4,988	4,525	-9.28
BAHRAIN	494	140	-71.66	1,436	201	-86.00
CYPRUS	21,383	0	-100.00	7,943	0	-100.00
EGYPT	1,245	2,743	120.32	10,683	38,665	261.93
MOROCCO	2,418	1,687	-30.23	1,845	2,762	49.70
TUNISIA	20,000	925	-95.38	10,000	7,350	-26.50
SUDAN	10,125	0	-100.00	24,920	0	-100.00
NAMIBIA	11	0	-100.00	100	0	-100.00
TANZANIA, UNITED REPUBLIC OF	172	0	-100.00	117	0	-100.00
MADAGASCAR	239	1,117	367.36	1,126	1,398	24.16
KENYA	107	44	-58.88	53	84	58.49
REUNION	10,702	13,618	27.25	20,789	28,357	36.40
MOZAMBIQUE	427	4,224	889.23	268	9,784	3,550.75
TOGO	0	7	-	0	14	-
ANGOLA	83	1,967	2,269.88	52	1,899	3,551.92
CONGO	0	5,613	-	0	44,732	-
NIGERIA	0	3	-	0	18	-
GABON	844	1,554	84.12	2,710	3,341	23.28
COTE D'IVOIRE	513	387	-24.56	896	1,270	41.74
SENEGAL	22,316	0	-100.00	20,000	0	-100.00
BENIN	0	55	-	0	290	-
SEYCHELLES	999	897	-10.21	781	1,426	82.59
SOUTH AFRICA	25,862	14,952	-42.19	31,587	34,324	8.66
MAURITIUS	12,853	13,226	2.90	42,534	37,874	-10.96
VIRGIN ISLANDS (BRITISH)	1,301	493	-62.11	1,194	1,663	39.28
AUSTRALIA	208,672	163,527	-21.63	453,403	906,569	99.95
NEW ZEALAND	30,131	8,284	-72.51	47,107	21,617	-54.11
GUAM	1,076	1,961	82.25	2,328	4,919	111.30
PALAU	87	0	-100.00	147	0	-100.00
NEW CALEDONIA	17,796	19,803	11.28	34,670	42,305	22.02
SAINT VINCENT AND THE GRENAD	31	371	1,096.77	50	387	674.00
VANUATU	3,020	390	-87.09	2,621	856	-67.34
WALLIS AND FUTUNA ISLANDS	580	22	-96.21	2,030	41	-97.98
COOK ISLANDS	0	210	-	0	710	-
FIJI	1,847	1,251	-32.27	4,606	1,642	-64.35
SAMOA	737	1,154	56.58	1,476	299	-79.74
SOLOMON ISLANDS	3,115	23	-99.26	8,307	704	-91.53
TONGA	554	0	-100.00	590	0	-100.00
EAST TIMOR	525	5,639	974.10	700	5,873	739.00
UNITED STATES	169,113	196,330	16.09	637,181	662,681	4.00
CANADA	23,854	28,717	20.39	58,848	73,993	25.74
MEXICO	2,865	822	-71.31	2,580	2,359	-8.57
GUATEMALA	2,061	0	-100.00	5,439	0	-100.00
NICARAGUA	297	0	-100.00	403	0	-100.00
PANAMA	2,300	145	-93.70	4,251	116	-97.27
CHILE	2,957	904	-69.43	3,414	2,308	-32.40
VENEZUELA	243	1,239	409.88	932	2,844	205.15
ARGENTINA	1,385	651	-53.00	3,711	3,568	-3.85
BRAZIL	3,825	16,027	319.01	251,437	295,644	17.58
COLOMBIA	4,345	8,479	95.14	6,743	8,990	33.32
URUGUAY	276	67	-75.72	382	165	-56.81
PERU	936	1,485	58.65	1,538	944	-38.62
TRINIDAD AND TOBAGO	629	236	-62.48	1,148	1,333	16.11
BAHAMAS	23	3,367	14,539.13	17	5,430	31,841.18
JAMAICA	486	472	-2.88	648	573	-11.57

TABEL 5. PERKEMBANGAN EKSPOR INDONESIA MENURUT KOMODITI DAN NEGARA TUJUAN

JENIS BARANG	BERAT BERSIH (KG)		PERUB	NILAI FOB (US \$)		PERUB
	JAN-OKT 2008	JAN-OKT 2009	%	JAN-OKT 2008	JAN-OKT 2009	%
	(1)	(2)	(3)	(4)	(5)	(6)
PUERTO RICO	2,102	296	-85.92	2,210	1,406	-36.38
DOMINICAN REPUBLIC	6,941	843	-87.85	35,800	1,256	-96.49
COSTA RICA	717	1,811	152.58	1,004	1,549	54.28
HAITI	0	2,341	-	0	4,469	-
BARBADOS	0	70	-	0	95	-
ANTIGUA AND BARBUDA	49	118	140.82	111	140	26.13
ARUBA	33	34	3.03	950	80	-91.58
BERMUDA	0	70	-	0	300	-
CAYMAN ISLANDS	1,043	0	-100.00	401	0	-100.00
DOMINICA	2,487	2,595	4.34	2,440	3,219	31.93
FRENCH GUIANA	1,768	933	-47.23	3,676	1,048	-71.49
FRENCH POLYNESIA	19,610	9,958	-49.22	30,503	13,632	-55.31
GRENADA	133	0	-100.00	893	0	-100.00
MARTINIQUE	219	1,307	496.80	1,089	1,942	78.33
NETHERLANDS ANTILLES	1,903	1,958	2.89	4,399	4,692	6.66
SAINT LUCIA	0	131	-	0	1,078	-
TURKS AND CAICOS ISLANDS	116	39	-66.38	342	10	-97.08
GUADELOUPE	1,618	3,708	129.17	3,910	11,348	190.23
SAINT KITTS AND NEVIS	244	0	-100.00	363	0	-100.00
UNITED KINGDOM	25,636	21,279	-17.00	79,967	208,581	160.83
NETHERLANDS	200,270	211,254	5.48	813,435	1,080,405	32.82
FRANCE	144,916	137,060	-5.42	495,579	416,906	-15.87
GERMANY, FED. REP. OF	60,271	68,877	14.28	194,027	175,562	-9.52
AUSTRIA	4,785	6,300	31.66	11,032	23,294	111.15
BELGIUM	64,504	97,717	51.49	197,924	174,320	-11.93
SWITZERLAND	3,686	4,637	25.80	15,595	9,874	-36.68
LUXEMBOURG	0	103	-	0	673	-
MONACO	94	0	-100.00	330	0	-100.00
DENMARK	3,084	7,074	129.38	5,249	24,631	369.25
NORWAY	826	156	-81.11	455,714	2,326	-99.49
SWEDEN	4,251	2,763	-35.00	14,404	4,733	-67.14
FINLAND	530	140	-73.58	1,130	318	-71.86
IRELAND	14,063	694	-95.07	48,400	399	-99.18
ITALY	181,554	129,633	-28.60	445,369	339,648	-23.74
SPAIN	132,753	114,719	-13.58	272,971	380,059	39.23
PORTUGAL	14,532	6,775	-53.38	24,377	3,605	-85.21
GREECE	5,345	5,467	2.28	18,833	10,191	-45.89
ANDORRA	15	0	-100.00	7	0	-100.00
DEMOCRATIC REPUBLIC OF THE C	0	193	-	0	614	-
HUNGARY	4,801	7,014	46.09	7,650	8,695	13.66
POLAND	3,662	1,346	-63.24	8,468	11,183	32.06
ROMANIA	1,980	3,249	64.09	14,871	15,030	1.07
BULGARIA	57	156	173.68	56	166	196.43
YUGOSLAVIA	6,417	0	-100.00	856	0	-100.00
ALBANIA	286	0	-100.00	430	0	-100.00
UKRAINE	377	1,417	275.86	537	2,104	291.81
LITHUANIA	3	306	10,100.00	2	908	45,300.00
LATVIA	0	6,194	-	0	45,680	-
ESTONIA	273	44	-83.88	2,137	195	-90.88
CROATIA	5,061	5,641	11.46	11,262	13,276	17.88
MALTA	897	10	-98.89	2,878	130	-95.48
SLOVAKIA	351	0	-100.00	697	0	-100.00
SLOVENIA	1,138	2,108	85.24	2,904	3,110	7.09
CZECH REPUBLIC	305	2,725	793.44	2,641	5,924	124.31
SOUTH GEORGIA AND THE SOUTH	312	0	-100.00	267	0	-100.00
RUSSIA FEDERATION	3,277	927	-71.71	6,393	2,519	-60.60
LAINNYA	3,246	2,059	-36.57	11,705	1,260	-89.24
CHINA	2,223	226	-89.83	7,400	677	-90.85
SINGAPORE	910	0	-100.00	4,300	0	-100.00
MALAYSIA	113	0	-100.00	5	0	-100.00
EAST TIMOR	0	1,833	-	0	583	-
TOTAL EKSPOR	303,016,962,866	298,722,011,570	-1.42	118,458,217,908	92,386,532,955	-22.01