Katalog/*Catalog* : 8202006

BULETIN
STATISTIK PERDAGANGAN LUAR NEGERI
FOREIGN TRADE STATISTICAL BULLETIN

IMPOR / *IMPORTS*

https://www.bps.go.id

Februari
***February* 2022**

BADAN PUSAT STATISTIK
BPS-Statistics Indonesia

BULETIN

STATISTIK PERDAGANGAN LUAR NEGERI

FOREIGN TRADE STATISTICAL BULLETIN

IMPOR / *IMPORTS*

Februari
February **2022**

https://www.bps.go.id

Buletin Statistik Perdagangan Luar Negeri Impor FEBRUARI 2022

Foreign Trade Statistical Bulletin Imports February, 2022

ISSN: 2745-6765
No. Publikasi/*Publication Number*: 06100.2219
Katalog/*Catalog*: 8202006

Ukuran Buku/*Book Size*: 21 x 29,7 cm
Jumlah Halaman/*Number of Pages*: xx + 262 halaman/*pages*

Naskah/*Manuscript*:
Direktorat Statistik Distribusi
Directorate of Distribution Statistics

Penyunting/*Editor*:
Direktorat Statistik Distribusi
Directorate of Distribution Statistics

Desain Kover oleh/*Cover Designed by*:
Direktorat Diseminasi Statistik
Directorate of Statistical Dissemination

Penerbit/*Published by*:
BPS RI/*BPS-Statistics Indonesia*

Pencetak/*Printed by*:
Tidak dicetak

Dilarang mengumumkan, mendistribusikan, mengkomunikasikan, dan/atau menggandakan sebagian atau seluruh isi buku ini untuk tujuan komersial tanpa izin tertulis dari Badan Pusat Statistik
Prohibited to announce, distribute, communicate, and/or copy part of all this book for commercial purpose without permission from BPS-Statistics Indonesia

https://www.bps.go.id

KATA PENGANTAR

Buletin Statistik Perdagangan Luar Negeri Indonesia Impor Februari 2022, merupakan edisi lanjutan dari buletin sebelumnya, yang diterbitkan secara berkala setiap bulan oleh Badan Pusat Statistik (BPS). Publikasi ini berisi data dan informasi sebagai berikut :

a. Impor menurut golongan barang HS 2 digit, golongan barang SITC, negara asal, provinsi dan pelabuhan impor (bongkar), negara asal dan lima golongan barang utama SITC, komoditi tertentu menurut negara asal utama, dan komoditi re-impor.
b. Impor Kawasan Berikat menurut golongan barang HS 2 digit, golongan barang SITC, negara asal, serta provinsi dan pelabuhan impor (bongkar).

Ucapan terima kasih dan penghargaan yang setinggi-tingginya disampaikan kepada Direktorat Jenderal Bea dan Cukai–Kementerian Keuangan, Bank Indonesia, dan semua pihak yang telah berkontribusi sehingga publikasi ini dapat diterbitkan tepat waktu.

https://www.bps.go.id

Jakarta, April 2022
Badan Pusat Statistik
Kepala

Margo Yuwono

FOREWORD

Indonesian Foreign Trade Statistics Bulletin Imports February 2022, is an advanced edition of previous bulletin which is published regularly every month by BPS-Statistics Indonesia. This publication contains the following data and information as follows:

a. *Import by Commodity 2 Digits HS, SITC Commodity Group, Country of Origin, Province and Port of Importation (Unloading), Country of Origin and Five Major SITC Commodity Group, Selected Commodity by Main Country of Origin, and Re-import Commodity.*
b. *Import by Bonded Zone and Commodity 2 Digits HS, SITC Commodity Group, Country of Origin, as well as Province and Port of Importation (Unloading).*

Deeply gratitude and the highest appreciation are due to the Directorate General of Customs–Ministry of Finance, Bank of Indonesia, and all those who have contributed so that this publication can be published on time.

https://www.bps.go.id

Jakarta, April 2022
BPS-Statistics Indonesia
Director General

Margo Yuwono

PENJELASAN

1. DAERAH PENCATATAN

Daerah pencatatan statistik dalam publikasi ini meliputi seluruh wilayah Republik Indonesia.

2. SUMBER DOKUMEN

Statistik dikumpulkan berdasarkan dokumen impor (Pemberitahuan Impor Barang (PIB-BC 2.0), Pemberitahuan Pengangkutan Barang Impor (PPBI–BC 2.3), Pemberitahuan Impor Barang Khusus (PIBK-BC 2.1), dan Pemberitahuan Pabean *Free Trade Zone* (PPFTZ) yang diisi oleh importir. Dokumen PIB-BC 2.0 dan PPBI-BC 2.3 diterima dari Bea dan Cukai dan dan berlaku sejak April 1997 berdasarkan Surat Keputusan Menteri Keuangan nomor 101/KMK.05/1997 tanggal 10 Maret 1997.

3. SISTEM (PENCATATAN) PERDAGANGAN

Sistem pencatatan Statistik Perdagangan Luar Negeri mempergunakan Sistem Perdagangan Umum (*The General Trade System*) dimana Kawasan Berikat dianggap sebagai ”dalam negeri”. Dalam pencatatan statistik impor sudah termasuk didalamnya barang re-impor yang pencatatannya diberi kode tersendiri sehingga dapat dipisahkan untuk tujuan analisis.

4. RUANG LINGKUP

Pencatatan Statistik Impor meliputi seluruh barang-barang yang masuk ke wilayah Indonesia.

5. KASUS KHUSUS

5.1. Sebagian impor kapal laut dan pesawat beserta suku cadangnya termasuk dalam Statistik Impor.

5.2. Barang-barang luar negeri yang diolah atau diperbaiki di dalam negeri tetap dicatat sebagai barang impor, meskipun setelah barang tersebut selesai diproses akan kembali ke luar negeri (*re-ekspor*).

5.3. Barang-barang di bawah ini tidak termasuk di dalam Statistik Impor:

a. Pakaian dan barang-barang perhiasan penumpang.
b. Barang-barang penumpang untuk dipakai sendiri, kecuali lemari es, pesawat TV dan sebagainya.
c. Barang-barang yang diimpor untuk keperluan perwakilan (kedutaan) suatu negara.
d. Barang-barang untuk ekspedisi dan ekshibisi/pameran.
e. Pembungkus/peti kemas.
f. Uang dan surat-surat berharga.
g. Barang-barang sebagai contoh.
h. Impor sementara

https://www.bps.go.id

6. SISTEM PENGOLAHAN

Data dalam publikasi ini mencakup dokumen PIB selama Februari 2022 yang diterima oleh Badan Pusat Statistik sampai akhir Maret 2022. Sistem pengolahan menggunakan *Carry Over*. Dengan metode ini dokumen-dokumen dari Bea dan Cukai ditunggu selama satu bulan setelah bulan berjalan. Dokumen-dokumen yang datang terlambat akan dimasukkan dalam bulan pengolahan berikutnya.

7. KLASIFIKASI JENIS BARANG

Penggolongan barang yang digunakan di dalam statistik impor adalah klasifikasi Barang Impor yang berdasarkan pada Buku Tarif Kepabeanan Indonesia 2017 (BTKI 2017) yang mengacu pada amandemen keempat dari *World Customs Organization* (WCO) sebagai lembaga Internasional yang menyusun klasifikasi *Harmonized System* (HS). Disamping menggunakan HS sebagai klasifikasi jenis barang, juga digunakan *Standard International Trade Classification* (SITC) Revisi 4.

8. PERIODE REFERENSI

Periode penentuan impor adalah tanggal penyelesaian dokumen oleh pejabat-pejabat Bea dan Cukai yang terdapat dalam dokumen impor.

https://www.bps.go.id

9. NILAI BARANG

Nilai barang dinyatakan dalam nilai CIF (US$) dan nilai kurs Februari 2022 yang digunakan adalah US$1 = Rp.14.286,-

10. SATUAN BARANG

Berat barang impor adalah berat bersih dan dinyatakan dalam Kg.

11. NEGARA ASAL

Negara asal adalah negara dimana barang-barang tersebut dihasilkan dan dokumennya telah diperiksa serta dinyatakan sesuai dengan peraturan yang berlaku oleh pejabat Bea dan Cukai.

12. RE-IMPOR

Re-impor adalah impor kembali barang dalam negeri yang sebelumnya dicatat sebagai ekspor.

EXPLANATORY NOTES

1. AREA RECORDINGS

The statistical recording area in this publication covers the entire territory of the Republic of Indonesia.

2. SOURCE OF DOCUMENTS

Statistics are compiled based on Import Declaration Form (Pemberitahuan Impor Barang (PIB-BC 2.0), Pemberitahuan Pengangkutan Barang Impor (PPBI-BC 2.3), Pemberitahuan Impor Barang Khusus (PIBK-BC 2.1), and Pemberitahuan Pabean Free Trade Zone (PPFTZ) of Import documents that are filled by importers. The PIB documents received from Customs and Excise, prevailing on April 1, 1997, based on Minister of Finance Decree No. 101/KMK.05/1997, March 10, 1997.

3. TRADE SYSTEM

The systems of recording Foreign Trade Statistics apply the General Trade System or the Special Trade System. In the General Trade System, the Bonded Zone is regarded as "Domestic". In the statistical recording of imports already includes re-imported goods which accounted for separately coded so that it can be separated for purposes of analysis.

https://www.bps.go.id

4. COVERAGE

The recording Import Statistics covers all goods entering the Indonesian territory.

5. PARTICULAR CASES

5.1 Part of importation of sea vessels and airplanes and their spare parts are included in the Import Statistics.

5.2 Overseas goods which are processed or modified in Indonesian Country are recorded as importation, although after the goods finish process will return to abroad (re-exports).

5.3 The goods here under are not included in the Import Statistics:

- *a. Clothes and jewelry of passengers.*
- *b. Luggage of passengers of own use, except refrigerators, television sets, etc.*
- *c. Goods imported for the use of foreign countries representations (embassies).*
- *d. Goods for expeditions and exhibition shows.*
- *e. Packing's containers to be refilled.*
- *f. Bank notes and securities.*
- *g. Sample goods.*
- *h. temporary import*

6. PROCESSING SYSTEM

The data in this publication covers documents of February, 2022 were received by the BPS to the end of March, 2022. The documents are processed using a carryover system. The deadline for the acceptance of documents of a certain month is one month after the reference period, which means the end of the following month. The documents accepted after the deadline is considered as the document of the following month.

7. COMMODITY CLASSIFICATION

The classification of goods in this publication applies the 2017 Indonesia's Custom Tariff Classification, based on fourth amendment from World Customs Organization (WCO) as an International Organization who arranged the Classification of Harmonized System (HS). Besides applying the HS, the Standard International Trade Classification (SITC) Revised 4 is also applied in the classification of goods.

8. REFERENCE PERIOD

The period of import determination is the date of settlement/completion by the Customs and Excise Officials as stated in the Import documents.

9. COMMODITY VALUATION

The values recorded, are the CIF value (US$). The exchange rate use for February, 2022, US$1 = Rp.14.286,-

10. UNIT OF COMMODITY

The net weight imported of goods are present to Kg.

11. COUNTRY OF ORIGIN

Country of origin is the country in which the goods have been produced, after being verified by Customs and Excise Officials, pursuant to the prevailing regulations

12. RE-IMPORT

Re-import are imports of domestic goods which were previously recorded as exports

https://www.bps.go.id

DAFTAR ISI/*CONTENTS*

Halaman/*Page*

KATA PENGANTAR/*FOREWORD* ..... iii-iv

PENJELASAN/*EXPLANATORY NOTES* ..... v-viii

DAFTAR ISI/*CONTENTS*..... ix

RINGKASAN/*SUMMARY*..... xi-xix

Tabel/*Table* I-1. Import Menurut Golongan Barang HS/*Import by HS Commodity Groups*

Menurut 21 Golongan Barang HS/*By 21 HS Commodity Groups* 1

Menurut Golongan Barang 2 Dijit HS/*By Commodity Groups 2 Digit Code HS*..... 2

Menurut 40 Golongan Barang HS Terbesar/*By 40 Biggest Commodities 10 Digit HS Code* 3

Tabel/*Table* I-2. Impor Menurut Golongan Barang SITC/*Import by SITC Commodity Groups* 4-9

Tabel/*Table* I-3. Impor Menurut Komoditi (HS)/*Import by Commodity (HS)* 10-214

Tabel/*Table* I-4. Impor Menurut Negara Asal/*Import by Country of Origin* 215-218

Tabel/*Table* I-5. Impor Menurut Pelabuhan Impor/*Import by Port of Importation* 219-221

Tabel/*Table* I-6 Impor Menurut Negara Asal dan Lima Golongan Barang (SITC) Utama/ *Import by Country of Origin and Five Major SITC Commodity Group*..... 222-242

Tabel/*Table* I-7 Impor Komoditi Tertentu Menurut Negara Asal Utama/*Certain Commodities Import by Main Country of Origin*..... 243-246

Tabel/*Table* I-8. Re-impor Menurut Komoditi (HS)/*Re-Import by Commodity (HS)*..... 247-249

Tabel/*Table* K1 Import Kawasan Berikat Menurut Golongan Barang 2 Dijit HS/*Bonded Zone Import by Commodity 2 Digits HS*..... 250-251

Tabel/*Table* K2 Impor Kawasan Berikat Menurut Golongan Barang SITC/ *Bonded Zone Import by SITC Commodity Group* 252-257

Tabel/*Table* K3 Impor Kawasan Berikat Menurut Negara Asal/*Bonded Zone Import by Country of Origin* 258-260

Tabel/*Table* K4 Impor Kawasan Berikat Menurut Provinsi dan Pelabuhan Impor/*Bonded Zone Import by Province and Port of Importation.*..... 261-262

https://www.bps.go.id

https://www.bps.go.id

RINGKASAN

Total nilai impor Indonesia selama Februari 2022 mencapai US$16.638,5 juta, turun US$1.572,6 juta (8,64 persen) dibandingkan bulan sebelumnya. Impor berasal dari minyak dan gas (migas) US$2.902,3 juta dan non-minyak dan gas (nonmigas) US$13.736,2 juta atau masing-masing memberikan peranan 17,44 persen dan 82,56 persen. Dari sisi volume, secara agregat justru terjadi peningkatan 8,93 persen menjadi 13.643,8 ribu ton. Secara keseluruhan, volume impor migas mencapai 3.769,4 ribu ton (27,63 persen) dan nonmigas 9.874,4 ribu ton (72,37 persen).

Tabel 1. Impor Migas dan Nonmigas
Februari 2021–Februari 2022

Tahun/Bulan		Migas				Nonmigas	Total
		Minyak Mentah	Hasil Minyak	Gas	Total		
				Berat Bersih (000 Ton)			
2021	Februari	519,4	1 433,7	559,0	2 512,1	9 866,5	12 378,6
	Maret	1 580,1	2 018,2	510,5	4 108,8	13 172,5	17 281,3
	April	1 513,8	1 727,6	511,6	3 753,0	11 606,3	15 359,3
	Mei	973,6	2 053,1	600,7	3 627,4	10 963,1	14 590,5
	Juni	1 890,5	1 693,8	424,6	4 008,9	11 682,1	15 691,0
	Juli[r]	508,6	1 576,1	693,0	2 777,7	11 106,1	13 883,8
	Agustus	1 110,8	1 641,2	516,1	3 268,1	10 852,3	14 120,4
	September	894,5	1 493,3	557,4	2 945,2	11 473,6	14 418,8
	Oktober	440,8	1 631,4	505,6	2 577,8	12 331,5	14 909,3
	November	827,8	2 577,6	562,9	3 968,3	11 240,6	15 208,9
	Desember	2 085,1	2 420,1	558,6	5 063,8	12 303,4	17 367,2
2022	Januari	707,7	1 833,2	648,6	3 189,5	9 335,9	12 525,4
	Februari	1 177,8	2 121,7	469,9	3 769,4	9 874,4	13 643,8
				Nilai CIF (Juta US$)			
2021	Februari	222,1	765,6	316,6	1 304,3	11 960,7	13 265,0
	Maret	754,9	1 214,3	309,9	2 279,1	14 508,4	16 787,5
	April	735,9	1 009,3	278,2	2 023,4	14 180,9	16 204,3
	Mei	482,4	1 282,3	297,2	2 061,9	12 172,9	14 234,8
	Juni	971,9	1 098,7	227,2	2 297,8	14 920,7	17 218,5
	Juli	274,5	1 089,0	430,3	1 793,8	13 469,3	15 263,1
	Agustus	610,8	1 101,5	336,9	2 049,2	14 629,7	16 678,9
	September	485,4	1 013,8	367,6	1 866,8	14 367,3	16 234,1
	Oktober	254,7	1 244,7	398,7	1 898,1	14 395,5	16 293,6
	November	530,7	2 014,6	479,7	3 025,0	16 303,2	19 328,2
	Desember	1 210,7	1 744,4	422,7	3 377,8	17 974,2	21 352,0
2022	Januari	401,4	1 355,2	472,6	2 229,2	15 981,9	18 211,1
	Februari	751,3	1 796,1	354,9	2 902,3	13 736,2	16 638,5

https://www.bps.go.id

Dibandingkan bulan sebelumnya, peningkatan nilai impor pada kelompok migas dipicu oleh bertambahnya nilai komponen minyak mentah US$349,9 juta (87,17 persen) dan hasil minyak US$440,9 juta (32,53 persen), namun tereduksi oleh penurunan impor gas US$117,7 juta (24,90 persen). Kontribusi masing-masing komponen terhadap total impor migas, terdiri dari minyak mentah (25,89 persen), hasil minyak (61,88 persen), dan gas (12,22 persen).

Gambar 1. Nilai Impor Migas dan Nonmigas Indonesia Februari 2021-Februari 2022

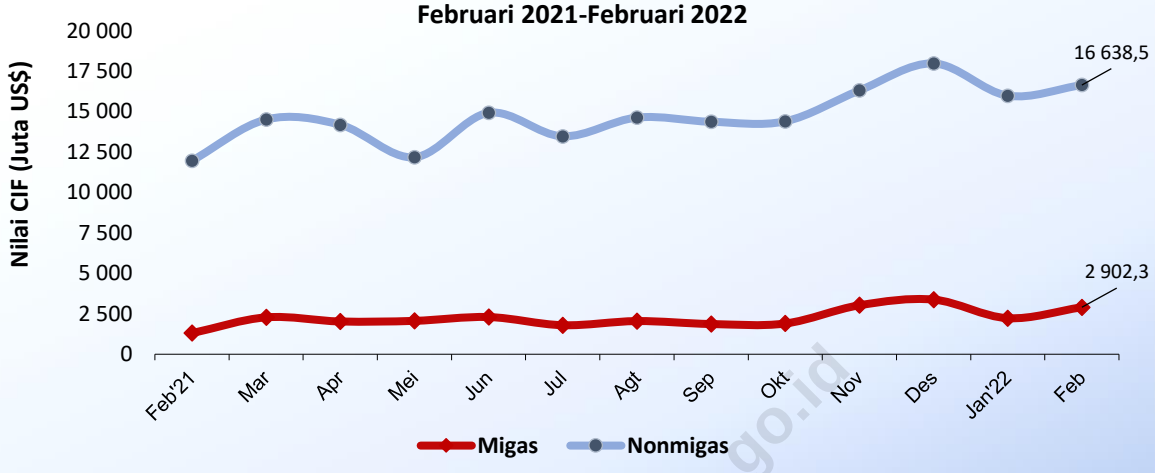

Selama tiga belas bulan terakhir, nilai impor migas tertinggi tercatat pada Desember 2021 mencapai US$3.377,8 juta dan terendah terjadi pada Februari 2021 senilai US$1.304,3 juta. Sementara itu, nilai impor nonmigas tertinggi juga tercatat pada Desember 2021 mencapai US$17.974,2 juta dan terendah pada Februari 2021 senilai US$11.960,7 juta.

https://www.bps.go.id

Tabel 2. Peranan Nilai Impor Migas dan Nonmigas Februari 2021–Februari 2022

Tahun/Bulan		Migas				Nonmigas	Total
		Minyak Mentah	Hasil Minyak	Gas	Total		
2021	Februari	1,67	5,77	2,39	9,83	90,17	100,00
	Maret	4,50	7,23	1,85	13,58	86,42	100,00
	April	4,54	6,23	1,72	12,49	87,51	100,00
	Mei	3,39	9,01	2,09	14,48	85,52	100,00
	Juni	5,64	6,38	1,32	13,34	86,66	100,00
	Juli	1,80	7,13	2,82	11,75	88,25	100,00
	Agustus	3,66	6,60	2,02	12,29	87,71	100,00
	September	2,99	6,24	2,26	11,50	88,50	100,00
	Oktober	1,56	7,64	2,45	11,65	88,35	100,00
	November	2,75	10,42	2,48	15,65	84,35	100,00
	Desember	5,67	8,17	1,98	15,82	84,18	100,00
2022	Januari	2,20	7,44	2,60	12,24	87,76	100,00
	Februari	4,52	10,79	2,13	17,44	82,56	100,00

Dilihat dari peranan terhadap total impor selama periode Februari 2021-Februari 2022, nilai impor migas dan nonmigas memberikan kontribusi rata-rata 13,24 persen dan 86,76 persen per bulan.

Tabel 3. Perkembangan Impor Migas dan Nonmigas
Januari-Februari, 2018-2022

Bulan/ Tahun	Nilai (Juta US$)			Peranan (%)		
	Migas	Nonmigas	Total	Migas	Nonmigas	Total
Jan-Feb:						
2018	4 494,0	25 000,9	29 494,9	15,24	84,76	100,00
2019	3 240,6	24 229,7	27 470,3	11,80	88,20	100,00
2020	3 734,7	22 082,1	25 816,8	14,47	85,53	100,00
2021	2 856,1	23 738,8	26 594,9	10,74	89,26	100,00
2022	5 131,5	29 718,1	34 849,6	14,72	85,28	100,00

Nilai impor Indonesia selama Januari-Februari 2022 meningkat US$8.254,7 juta (31,04 persen) dibandingkan periode yang sama tahun sebelumnya. Peningkatan tersebut dipengaruhi oleh bertambahnya nilai impor migas US$2.275,4 juta (79,67 persen) dan nonmigas US$5.979,3 juta (25,19 persen). Dilihat dari proporsinya, nilai impor nonmigas selama periode Januari-Februari sejak tahun 2018 hingga 2022, mendominasi impor Indonesia dengan rata-rata 86,61 persen per periode.

Tabel 4. Impor Menurut Golongan Penggunaan Barang
Januari-Februari, 2018-2022

Bulan/ Tahun	Nilai (Juta US$)				Peranan (%)			
	Barang Konsumsi	Bahan Baku/ Penolong	Barang Modal	Total	Barang Konsumsi	Bahan Baku/ Penolong	Barang Modal	Total
Jan-Feb:								
2018	2 741,7	22 100,8	4 652,4	29 494,9	8,90	75,12	15,98	100,00
2019	2 248,7	20 651,8	4 569,8	27 470,3	8,13	76,17	15,71	100,00
2020	2 349,1	19 406,6	4 061,1	25 816,8	10,28	74,09	15,64	100,00
2021	2 672,6	19 796,0	4 126,3	26 594,9	10,74	74,45	14,81	100,00
2022	2 781,7	26 662,2	5 405,7	34 849,6	8,67	75,95	15,38	100,00

Secara umum, kebutuhan komoditas impor di dalam negeri terus meningkat pada tahun ketiga pandemik. Hal ini terlihat dari realisasi impor barang konsumsi yang mencapai US$2.781,7 juta selama Januari-Februari 2022 atau lebih tinggi dari periode yang sama tahun sebelumnya, yaitu senilai US$2.672,6 juta. Hal yang sama juga terjadi pada impor bahan baku/penolong US$26.662,2 juta dan barang modal US$5.405,7 juta, lebih tinggi dibandingkan Januari-Februari 2021.

Dilihat dari perkembangannya, nilai impor seluruh golongan penggunaan barang selama Januari-Februari 2022 terjadi peningkatan. Golongan bahan baku/penolong naik US$6.866,2 juta (34,68 persen), diikuti oleh barang modal US$1.279,4 juta (31,01 persen) dan barang konsumsi US$109,1 juta (4,08 persen). Dari besarnya kontribusi, keseluruhan nilai impor Indonesia selama Januari-Februari 2022 masih didominasi oleh impor bahan baku/penolong (76,51 persen), disusul oleh barang modal (15,51 persen) dan barang konsumsi (7,98 persen).

https://www.bps.go.id

Gambar 2. Persentase Nilai Impor Indonesia
Menurut Golongan Penggunaan Barang
Januari-Februari, 2021 dan 2022

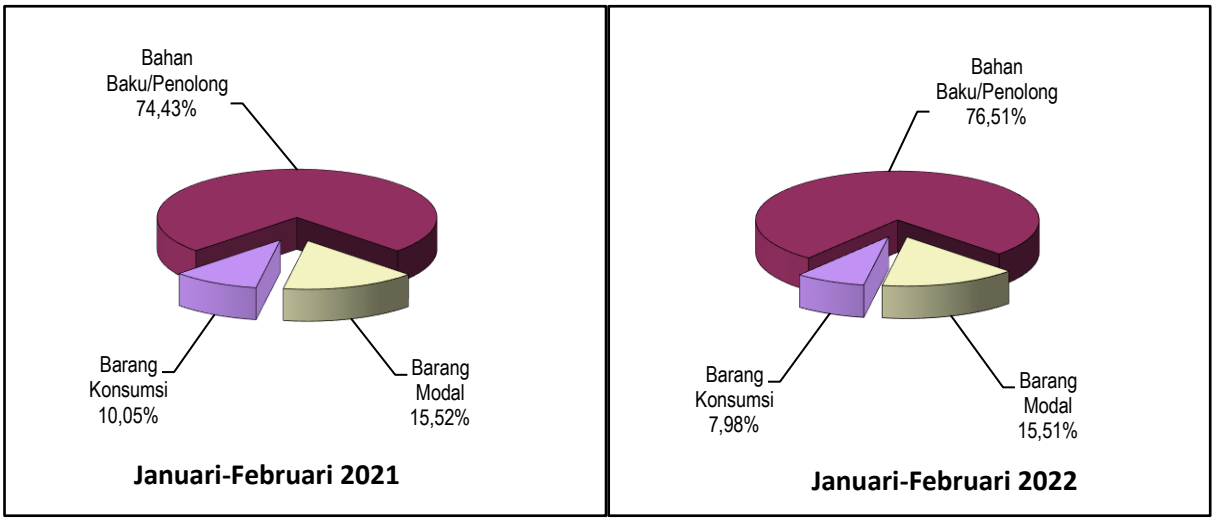

Menurut golongan barang *Standard International Trade Classification* (SITC) 1 digit, porsi terbesar kelompok barang utama impor selama Januari-Februari 2022 didominasi oleh mesin dan alat angkutan US$10.471,9 juta, atau berperan 30,05 persen terhadap total impor Indonesia. Nilai impornya naik US$2.099,2 juta (25,07 persen) dibandingkan bulan yang sama tahun sebelumnya.

https://www.bps.go.id

Tabel 5. Impor Menurut Komoditi (SITC-1 Digit)
Januari-Februari, 2021 dan 2022

SITC		Januari-Februari 2021		Januari-Februari 2022		Perubahan Jan-Feb 2022 thd Jan-Feb 2021 (%)
		Nilai (Juta US$)	Peranan (%)	Nilai (Juta US$)	Peranan (%)	
0	Bahan Makanan dan Binatang Hidup	2 696,9	10,14	3 178,6	9,12	17,86
1	Minuman dan Tembakau	116,0	0,44	131,7	0,37	13,53
2	Bahan Baku dan Hasil Tambang	1 378,8	5,19	1 752,1	5,03	27,07
3	Minyak dan Bahan Bakar Mineral	3 235,4	12,17	5 488,1	15,75	69,63
4	Minyak Nabati dan Hewani	53,3	0,20	47,7	0,14	-10,51
5	Bahan Kimia dan Produknya	4 495,5	16,90	5 533,0	15,88	23,08
6	Barang-Barang Buatan Pabrik	4 277,1	16,08	6 222,0	17,85	45,47
7	Mesin dan Alat Angkutan	8 372,7	31,48	10 471,9	30,05	25,07
8&9	Lainnya	1 969,2	7,40	2 024,5	5,81	2,81
	TOTAL IMPOR	**26 594,9**	**100,00**	**34 849,6**	**100,00**	**31,04**

Porsi terbesar impor berikutnya berasal dari kelompok barang-barang buatan pabrik US$6.222,0 juta (17,85 persen), bahan kimia dan produknya US$5.533,0 juta (15,88 persen), minyak dan bahan bakar mineral US$5.488,1 juta (15,75 persen), serta bahan makanan dan binatang hidup US$3.178,6 juta (9,12 persen). Dibandingkan Januari-Februari 2021, peningkatan yang cukup tinggi berasal dari kelompok minyak dan bahan bakar mineral (69,63 persen), barang-barang buatan pabrik (45,47 persen), serta bahan baku dan hasil tambang (27,07 persen).

Dari keseluruhan impor Indonesia selama Januari-Februari 2022, sebesar 73,61 persen kebutuhan impor Indonesia berasal dari sepuluh negara asal utama. Tiongkok menempati posisi pertama, yaitu mencapai 30,25 persen dari total impor Indonesia. Negara asal berikutnya adalah Singapura (7,61 persen), diikuti oleh Jepang (7,41 persen), Thailand (5,67 persen), Korea Selatan (5,29 persen), Malaysia (5,13 persen), Amerika Serikat (4,40 persen), Australia (3,37 persen), Taiwan (2,31 persen), dan Vietnam (2,17 persen).

Gambar 3. Distribusi Persentase Impor Dari Sepuluh Negara Asal Utama, Januari-Februari 2022

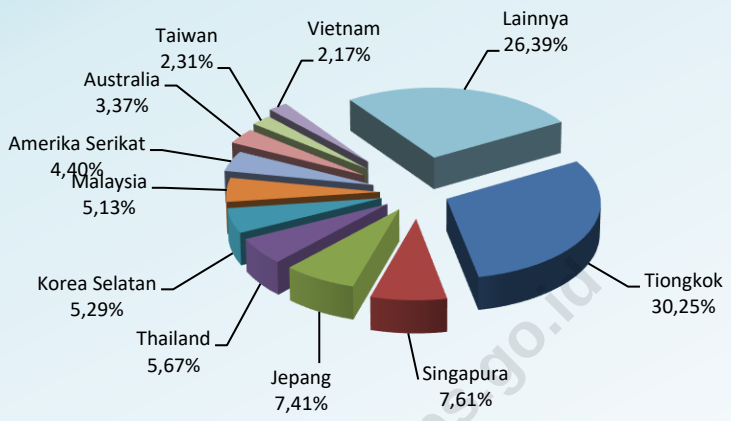

Berdasarkan kelompok negara, impor terbesar selama Januari-Februari 2022 berasal dari kelompok negara *Asia-Pacific Economic Cooperation* (APEC) Lainnya US$17.524,7 juta (50,29 persen), diikuti *Association of Southeast Asian Nations* (ASEAN) US$7.505,8 juta (21,54 persen), *North American Free Trade Agreement* (NAFTA) US$1.980,4 juta (5,68 persen), dan Uni Eropa US$1.693,8 juta (4,86 persen). Sedangkan kelompok negara lainnya berkontribusi US$6.144,9 juta (17,63 persen).

https://www.bps.go.id

Gambar 4. Distribusi Persentase Impor Negara ASEAN, Januari-Februari 2022

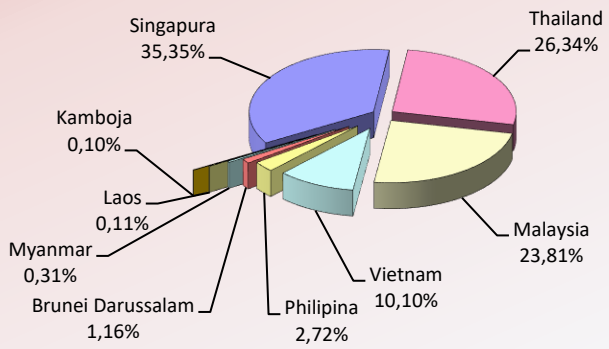

Dilihat dari besarnya peranan kelompok negara ASEAN terhadap impor Indonesia selama Januari-Februari 2022, terutama berasal dari Singapura mencapai 35,35 persen dari total impor negara ASEAN. Thailand menempati urutan kedua dengan peranan 26,34 persen, diikuti oleh Malaysia (23,81 persen), Vietnam (10,10 persen), Philipina (2,72 persen), dan Brunei Darussalam (1,16 persen). Sementara peranan impor dari Myanmar, Laos, dan Kamboja masing-masing kurang dari 1,00 persen.

Selama Januari-Februari 2022, peranan impor dari negara-negara kelompok Uni Eropa didominasi oleh Jerman sebesar 29,44 persen dari total nilai impor Uni Eropa. Italia menempati urutan kedua dengan peranan 13,04 persen, diikuti Perancis (11,71 persen), Belanda (7,07 persen), dan Spanyol (6,05 persen).

Tabel 6. Nilai Impor Menurut Kelompok Negara Asal Utama Januari-Februari, 2022 dan 2022

Kelompok Negara	Januari-Februari 2021		Januari-Februari 2022		Perubahan Jan-Feb 2022 thd Jan-Feb 2021 (%)
	Nilai (Juta US$)	Peranan (%)	Nilai (Juta US$)	Peranan (%)	
APEC					
ASEAN	**5 588,5**	**21,01**	**7 505,8**	**21,54**	**34,31**
Thailand	1 229,5	4,62	1 977,1	5,67	60,81
Singapura	2 053,2	7,72	2 653,0	7,61	29,21
Philipina	228,2	0,86	204,3	0,59	-10,47
Malaysia	1 330,2	5,00	1 787,0	5,13	34,34
Myanmar	33,0	0,12	23,5	0,07	-28,79
Kamboja	8,8	0,03	7,4	0,02	-15,91
Brunei Darussalam	20,1	0,08	87,3	0,25	334,33
Laos	3,2	0,01	8,5	0,03	165,63
Vietnam	682,3	2,57	757,7	2,17	11,05
NAFTA	**1 719,3**	**6,46**	**1 980,4**	**5,68**	**15,19**
Amerika Serikat	1 401,6	5,27	1 533,1	4,40	9,38
Kanada	276,9	1,04	394,7	1,13	42,54
Meksiko	40,8	0,15	52,6	0,15	28,92
NEGARA APEC LAINNYA	**13 739,1**	**51,66**	**17 524,7**	**50,29**	**27,55**
Jepang	1 864,5	7,01	2 583,1	7,41	38,54
Hongkong	418,6	1,57	331,0	0,95	-20,93
Korea Selatan	1 314,1	4,94	1 843,2	5,29	40,26
Taiwan	629,4	2,37	803,2	2,31	27,61
Tiongkok	8 185,9	30,78	10 542,8	30,25	28,79
Papua Nugini	5,0	0,02	36,7	0,11	634,00
Australia	1 188,2	4,47	1 173,5	3,37	-1,24
Selandia Baru	113,5	0,43	192,7	0,55	69,78
Chili	19,9	0,07	18,5	0,05	-7,04
UNI EROPA	**1 557,1**	**5,86**	**1 693,8**	**4,86**	**8,78**
Jerman	448,4	1,69	498,7	1,43	11,22
Italia	316,2	1,19	220,9	0,63	-30,14
Perancis	188,1	0,71	198,3	0,57	5,42
Belanda	125,9	0,47	119,8	0,34	-4,85
Spanyol	70,7	0,27	102,5	0,29	44,98
Austria	41,5	0,16	99,4	0,29	139,52
Belgia	66,6	0,25	90,8	0,26	36,34
Finlandia	57,1	0,21	80,7	0,23	41,33
Swedia	101,4	0,38	80,5	0,23	-20,61
Denmark	23,9	0,09	47,1	0,14	97,07
Polandia	25,3	0,10	32,4	0,09	28,06
Irlandia	17,0	0,06	31,3	0,09	84,12
Cheska	14,4	0,05	21,6	0,06	50,00
Yunani	14,6	0,06	19,3	0,06	32,19
Hungaria	7,8	0,03	11,8	0,04	51,28
Uni Eropa Lainnya	38,2	0,14	38,7	0,11	1,31
LAINNYA	**3 990,9**	**15,01**	**6 144,9**	**17,63**	**53,97**
TOTAL IMPOR	**26 594,9**	**100,00**	**34 849,6**	**100,00**	**31,04**

https://www.bps.go.id

Selama Januari-Februari 2022, pelabuhan bongkar di DKI Jakarta memiliki kontribusi tertinggi terhadap transaksi perdagangan impor Indonesia mencapai US$17.203,9 juta, atau berperan 49,37 persen dari total impor Indonesia. Beberapa provinsi dengan kontribusi impor cukup tinggi antara lain Jawa Timur US$4.591,9 juta (13,18 persen), Banten US$2.755,1 juta (7,91 persen), Kepulauan Riau US$2.352,9 juta (6,75 persen), dan Jawa Tengah US$2.166,9 juta (6,22 persen). Sementara itu, kontribusi provinsi lainnya masing-masing relatif kurang dari 5,00 persen.

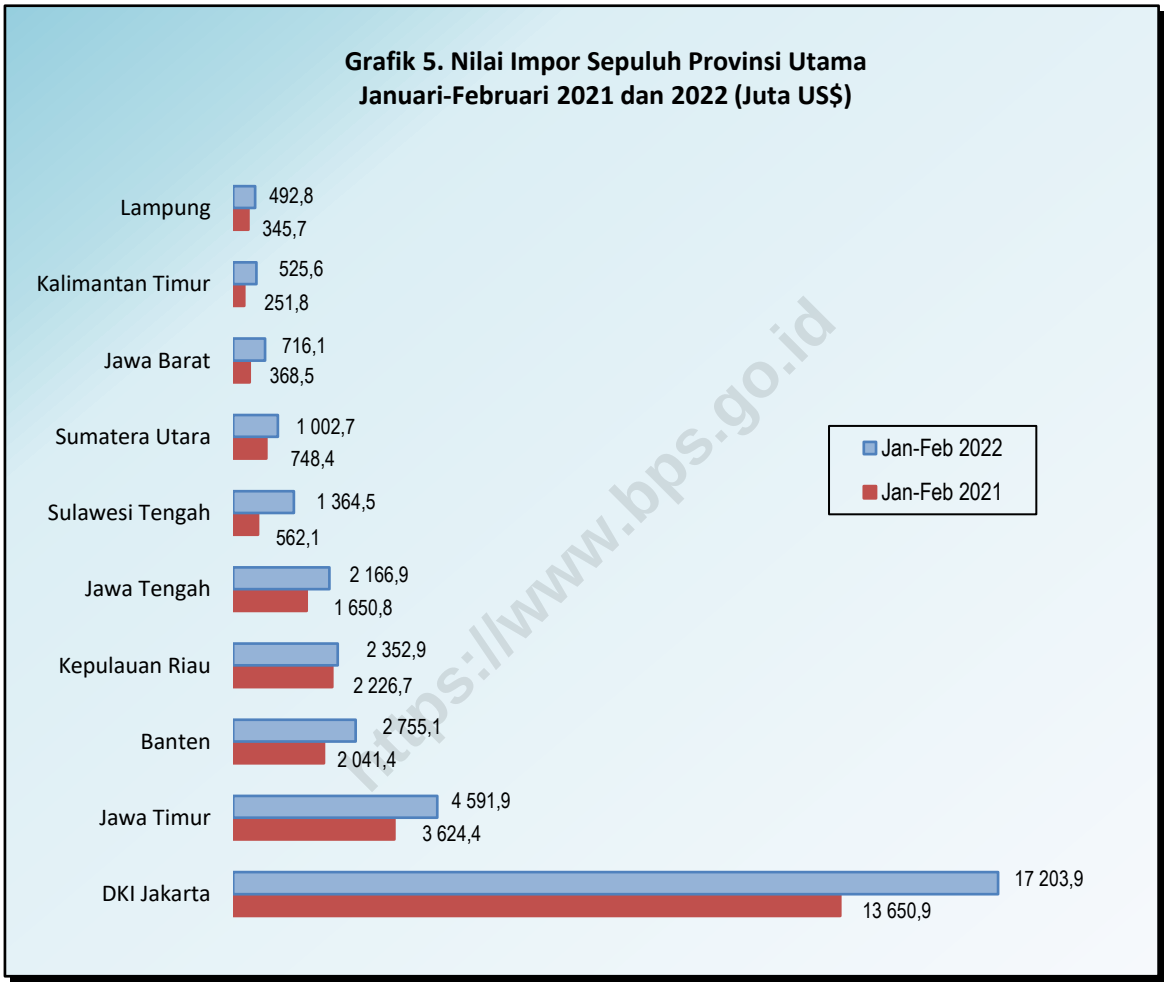

Dibandingkan dengan bulan yang sama tahun lalu, nilai impor sepuluh provinsi utama selama Januari 2022 mengalami kenaikan, antara lain dari Provinsi DKI Jakarta (26,03 persen), Jawa Timur (26,69 persen), Banten (34,96 persen), Kepulauan Riau (5,67 persen), dan Jawa Tengah (31,26 persen).

Tabel 7. Nilai Impor Menurut Provinsi*)
Januari-Februari, 2021 dan 2022

Provinsi	Januari-Februari 2021		Januari-Februari 2022		Perubahan Jan-Feb 2022 thd Jan-Feb 2021 (%)
	Nilai (Juta US$)	Peranan (%)	Nilai (Juta US$)	Peranan (%hg)	
Aceh	7,3	0,03	1,7	0,00	-76,71
Sumatera Utara	748,4	2,81	1 002,7	2,88	33,98
Sumatera Barat	57,4	0,22	18,1	0,05	-68,47
Riau	191,3	0,72	401,0	1,15	109,62
Jambi	2,8	0,01	4,7	0,01	67,86
Sumatera Selatan	156,2	0,59	145,3	0,42	-6,98
Bengkulu	0,7	0,00	0,0	0,00	-100,00
Lampung	345,7	1,30	492,8	1,41	42,55
Kepulauan Bangka Belitung	0,4	0,00	16,3	0,05	3975,00
Kepulauan Riau	2 226,7	8,37	2 352,9	6,75	5,67
DKI Jakarta	13 650,9	51,33	17 203,9	49,37	26,03
Jawa Barat	368,5	1,39	716,1	2,05	94,33
Jawa Tengah	1 650,8	6,21	2 166,9	6,22	31,26
DI Yogyakarta	0,0	0,00	2,0	0,01	---
Jawa Timur	3 624,4	13,63	4 591,9	13,18	26,69
Banten	2 041,4	7,68	2 755,1	7,91	34,96
Bali	7,8	0,03	3,2	0,01	-58,97
Nusa Tenggara Barat	40,3	0,15	30,0	0,09	-25,56
Nusa Tenggara Timur	11,5	0,04	0,2	0,00	-98,26
Kalimantan Barat	50,7	0,19	40,5	0,12	-20,12
Kalimantan Tengah	3,1	0,01	5,8	0,02	87,10
Kalimantan Selatan	75,4	0,28	119,2	0,34	58,09
Kalimantan Timur	251,8	0,95	525,6	1,51	108,74
Kalimantan Utara	14,3	0,05	25,0	0,07	74,83
Sulawesi Utara	12,7	0,05	25,2	0,07	98,43
Sulawesi Tengah	562,1	2,11	1 364,5	3,91	142,75
Sulawesi Selatan	104,5	0,39	121,6	0,35	16,36
Sulawesi Tenggara	262,6	0,99	276,8	0,79	5,41
Gorontalo	1,0	0,00	0,7	0,00	-30,00
Sulawesi Barat	0,4	0,00	0,6	0,00	50,00
Maluku	28,9	0,11	49,3	0,14	70,59
Maluku Utara	59,6	0,23	330,4	0,95	454,36
Papua Barat	5,1	0,02	0,0	0,00	-100,00
Papua	30,2	0,11	59,6	0,17	97,35
TOTAL IMPOR	**26 594,9**	**100,00**	**34 849,6**	**100,00**	**31,04**

Keterangan :*) = melalui pelabuhan bongkar yang terdapat di provinsi

https://www.bps.go.id

https://www.bps.go.id

https://www.bps.go.id

I-1. IMPOR MENURUT GOLONGAN BARANG HS / *IMPORT BY HS COMMODITY GROUPS*
A. MENURUT 21 GOLONGAN BARANG (HS) / *BY 21 HS COMMODITY GROUP*
***** FEBRUARI/*FEBRUARY 2022* *****

HS	Uraian golongan barang/*Group description*	Berat bersih/*Net weight* (Kg)		Nilai/*Value CIF* (US$)	
		Bulan ini *Current month*	Kumulatif *Cum. Jan. to date*	Bulan ini *Current month*	Kumulatif *Cum. Jan. to date*
I	Live Animals; Animal Product	79 082 484	136 579 954	246 499 064	422 083 555
II	Vegetable Products	1 295 150 109	2 645 548 610	665 188 630	1 440 018 912
III	Fats, Oils, Waxes Of Animal/Vegetable	15 886 386	25 941 089	33 397 811	54 745 423
IV	Foodstuffs,Beverages,Spirits And Tobacco	1 438 032 972	2 564 295 795	967 704 896	1 830 925 336
V	Mineral Products	6 259 878 947	10 948 285 479	3 306 831 173	5 824 940 104
VI	Prod. Of Chemical Or Allied Industries	1 357 844 097	2 973 142 323	1 716 613 833	3 927 534 710
VII	Plastics, Rubber And Articles There Of	469 333 505	1 040 810 060	1 049 692 649	2 362 334 125
VIII	Raw Hides, Skins, Leather And Articles	12 385 508	28 764 560	69 972 752	166 923 827
IX	Wood And Its Articles,Plaiting Materials	40 495 307	91 201 186	40 544 466	86 430 993
X	Pulp, Paper And Articles There Of	436 637 543	832 202 568	296 022 358	606 359 114
XI	Textiles & Textile Articles	175 636 709	395 043 252	752 050 458	1 804 701 126
XII	Footwear, Umbrellas, Artificial Flowers	13 106 171	28 067 689	76 533 245	175 737 338
XIII	Cement, Plaster, Glass, Ceramic Products	228 140 885	522 461 565	148 225 289	305 195 665
XIV	Pearls & Precious/Semiprecious Stones	782 259	1 524 513	120 463 909	276 171 392
XV	Base Metals And Articles There Of	1 169 503 762	2 627 368 969	1 747 126 752	4 029 775 235
XVI	Machinery,Electric,Electronic Equipments	447 253 406	883 731 480	4 147 018 977	8 860 583 185
XVII	Vechiles, Aircraft, And Vessels	131 877 291	275 684 227	778 858 214	1 630 498 326
XVIII	Optical,Photographic,Musical Instruments	9 032 760	21 316 708	271 748 072	601 979 225
XIX	Arms And Amunition; Parts & Accesesories	29 433	308 849	6 074 280	28 268 471
XX	Miscellaneous Manufactures Articles.	63 642 598	126 813 546	197 792 872	414 065 905
XXI	Works Of Art, Antiques Special Provisions	22 403	50 510	152 113	343 334
TOTAL IMPORT		**13 643 754 535**	**26 169 142 932**	**16 638 511 813**	**34 849 615 301**

I-1. IMPOR MENURUT GOLONGAN BARANG (HS) / *IMPORT BY HS COMMODITY GROUPS*
B. MENURUT GOLONGAN BARANG 2 DIJIT HS / *BY COMMODITY 2 DIGITS HS*
***** FEBRUARI/*FEBRUARY 2022* *****

HS	Uraian golongan barang/*Group description*	Berat bersih/*Net weight* (Kg)		Nilai/*Value CIF* (US$)	
		Bulan ini *Current month*	Kumulatif *Cum. Jan. to date*	Bulan ini *Current month*	Kumulatif *Cum. Jan. to date*
01	Live Animals	7 236 599	10 091 379	31 018 216	42 384 072
02	Meat And Edible Meat Offal	11 186 202	23 527 600	36 103 808	79 007 388
03	Fish And Crustaceans	13 393 358	21 044 128	33 830 969	57 417 340
04	Dairy Products, Bird'S Eggs, Natural Honey	43 479 874	73 031 541	136 636 357	223 462 861
05	Products Of Animal Origin	3 786 451	8 885 306	8 909 714	19 811 894
06	Live Trees And Other Plants	189 385	408 566	674 866	1 952 687
07	Edible Vegetables And Certain Roots And Tubers	21 109 927	51 058 805	23 651 683	49 941 471
08	Edible Fruits And Nuts	46 635 465	127 352 716	80 077 227	228 611 158
09	Coffee, Tea, Mate, And Spices	9 326 363	16 920 956	28 726 929	55 893 359
10	Cereals	1 023 720 287	1 943 779 606	380 545 737	725 524 582
11	Products Of The Milling Industry; Malt, Starches	39 163 323	68 759 447	22 819 259	40 149 568
12	Oil Seeds, Oleaginous Fruits; Grains,Seed, Fruits	153 661 843	434 925 605	120 704 181	323 667 181
13	Lac; Gums; Resins, Other Vegetable Saps, Extracts	1 185 572	2 119 634	7 723 818	13 844 418
14	Vegetable Plaiting Materials; Vegetable Products	157 944	223 275	264 930	434 488
15	Animal-Vegetable Oils/Fats, Their Cleavage Prod.	15 886 386	25 941 089	33 397 811	54 745 423
16	Preparations Of Meat/Fish/Crustaceans/Mollucs	936 168	1 959 310	4 182 454	9 377 142
17	Sugar And Sugar Confectionery	791 689 549	1 345 635 718	403 729 194	689 638 789
18	Cocoa And Cocoa Preparations	27 862 940	56 107 009	74 273 752	150 175 662
19	Prep.Of Cereals, Flour, Starch, Milk, Cooks' Prod.	11 789 886	27 033 707	35 430 709	84 099 217
20	Prep. Of Vegetables, Fruits, Nuts, Part Of Plants	10 611 249	24 804 230	16 156 074	36 430 881
21	Miscellaneous Edible Preparations	19 075 086	44 788 264	71 581 357	171 204 124
22	Beverages, Spirit, And Vinegar	15 160 189	36 228 878	12 908 945	28 639 190
23	Residues And Waste From The Food Industries	550 912 451	1 003 860 396	304 279 001	555 462 390
24	Tobacco And Manufactured Tobacco Substitutes	9 995 454	23 878 283	45 163 410	105 897 941
25	Salts; Sulphur; Earths, Stone; Lime, Cemen	874 763 186	1 643 852 011	82 912 330	192 838 918
26	Ores, Slag, And Ash	999 518 345	1 322 613 933	116 491 402	143 857 859
27	Mineral Fuels/Oils, Prod. Of Their Distillation	4 385 597 416	7 981 819 535	3 107 427 441	5 488 243 327
28	Inorganic Chemicals	255 803 277	622 184 737	187 311 938	430 240 108
29	Organic Chemicals	417 073 804	862 909 195	623 251 425	1 335 744 794
30	Pharmaceutical Products	2 261 943	4 397 848	81 797 348	371 561 705
31	Fertilizers	473 241 083	983 535 356	207 600 531	460 413 546
32	Tanning Or Dyeing Extracts	31 667 376	78 043 932	125 435 100	291 110 091
33	Essential Oils & Resinoids; Perfumery, Cosmetic	6 359 206	13 621 437	89 359 761	182 977 098
34	Soap, Organic Surfasce-Active Agent, Lubric. Prep.	18 956 236	43 631 593	51 534 902	104 508 223
35	Albuminoidal Substances; Glues; Enzymes	25 580 653	54 572 255	54 849 342	110 894 371
36	Explosives; Pyrotechnic Prod.; Matches;	1 361 639	2 648 009	2 783 104	5 201 177

https://www.bps.go.id

I-1. IMPOR MENURUT GOLONGAN BARANG (HS) / *IMPORT BY HS COMMODITY GROUPS*
B. MENURUT GOLONGAN BARANG 2 DIJIT HS / *BY COMMODITY 2 DIGITS HS*
***** FEBRUARI/*FEBRUARY 2022* *****

HS	Uraian golongan barang/*Group description*	Berat bersih/*Net weight* (Kg)		Nilai/*Value CIF* (US$)	
		Bulan ini *Current month*	Kumulatif *Cum. Jan. to date*	Bulan ini *Current month*	Kumulatif *Cum. Jan. to date*
37	Photographic And Cinematographic Goods	573 035	1 310 203	4 266 188	9 469 159
38	Miscellaneous Chemical Products	124 965 845	306 287 758	288 424 194	625 414 438
39	Plastics And Articles Thereof	410 267 968	904 540 363	853 023 194	1 921 462 088
40	Rubber And Articles Thereof	59 065 537	136 269 697	196 669 455	440 872 037
41	Raw Hides, Skins, And Leather	7 655 705	16 474 367	37 505 938	92 817 612
42	Articles Of Leather; Saddlery, Travel Goods	4 716 708	12 180 023	32 088 670	73 291 780
43	Furskins And Artificial Fur; Manufact. Thereof	13 095	110 170	378 144	814 435
44	Wood And Articles Of Wood; Wood Charcoal	40 395 278	90 974 515	39 842 132	84 418 541
45	Cork And Articles Of Cork	67 559	180 262	539 023	1 748 500
46	Manufact. Of Straw, Plaiting Materials	32 470	46 409	163 311	263 952
47	Pulp Of Wood Or Of Fibrous Cellulosic Material	359 400 534	666 334 150	158 872 879	294 870 852
48	Paper & Paperboard; Articles Of Paper Pulp	75 399 014	161 845 974	123 089 710	280 230 628
49	Printed Books, Newspapers, Pictures	1 837 995	4 022 444	14 059 769	31 257 634
50	Silk	11 055	24 594	98 468	194 320
51	Wool, Fine Or Coarse Animal Hair; Woven Fabrics	199 720	456 968	5 535 009	13 444 873
52	Cotton	63 859 586	130 983 967	182 328 151	415 422 735
53	Other Vegetable Textile Fibres; Paper Yarns	1 013 654	2 422 879	7 046 855	20 972 309
54	Man-Made Filaments	34 645 455	84 819 163	142 564 081	355 882 173
55	Man-Made Staple Fibres	30 266 488	64 753 474	90 667 629	210 607 164
56	Wadding, Felt, And Non-Wovens	12 912 201	30 629 436	44 519 896	112 618 727
57	Carpets And Other Textile Floor Coverings	160 971	365 076	656 199	1 384 818
58	Special Woven Fabrics; Tufted Textile Fabrics	1 710 036	4 193 749	23 926 782	62 301 497
59	Impregnated, Coated, Covered Textile Fabrics	5 102 178	14 057 587	45 585 001	118 068 488
60	Knitted Or Crocheted Fabrics	17 456 439	43 675 418	141 324 318	358 563 718
61	Articles Of Apparel, Knitted Or Crocheted	1 546 019	2 745 402	25 230 055	42 461 283
62	Articles Of Apparel, Not Knitted Or Crocheted	1 226 094	2 652 631	23 678 004	48 708 501
63	Other Made Up Textile Articles; Worn Clothing	5 526 813	13 262 908	18 890 010	44 070 520
64	Footwear, Gaiters; Parts Of Such Articles	10 844 812	23 582 909	67 846 320	156 883 842
65	Headgear And Parts Thereof	221 348	596 825	2 841 009	6 063 333
66	Umbrellas, Seat-Sticks, Whips, Riding Crops	1 475 358	2 507 476	2 361 567	4 192 119
67	Prepared Feathers, Artificial Flowers	564 653	1 380 479	3 484 349	8 598 044
68	Articles Of Stone, Cement, Asbestos, Mica	63 187 588	173 191 568	34 917 239	81 550 611
69	Ceramic Products	136 070 969	286 718 561	72 144 142	140 682 930
70	Glass And Glassware	28 882 328	62 551 436	41 163 908	82 962 124
71	Natural And Cultured Pearls, Precious Stones	782 259	1 524 513	120 463 909	276 171 392
72	Iron And Steel	964 884 978	2 168 104 212	989 027 991	2 346 298 864
73	Articles Of Iro And Steel	92 250 417	204 625 076	237 638 055	538 932 734
74	Cooper And Articles Thereof	13 675 366	28 702 591	124 694 916	251 011 193
75	Nickel And Articles Thereof	338 393	762 024	6 665 114	14 953 483
76	Aluminium And Articles Thereof	54 893 214	119 662 353	191 290 238	413 316 921
78	Lead And Articles Thereof	3 147 060	9 234 732	8 017 885	23 248 795
79	Zinc And Articles Thereof	12 822 391	23 735 875	46 309 330	83 563 781
80	Tin And Articles Thereof	30 334	79 456	1 145 935	2 721 661
81	Other Base Metal; Cermets; And Articles Thereof	350 188	508 821	8 892 501	16 388 220
82	Tools, Implements, Cutlery, Spoon & Forks	8 508 265	23 259 070	63 571 324	157 667 716
83	Miscellaneous Articles Of Base Metal	18 603 156	48 694 759	69 873 463	181 671 867
84	Nuclear Reactors, Boilers, Machinery, Parts	328 034 637	644 935 906	2 304 619 422	4 861 534 023
85	Electrical Machinery & Equipments	119 218 215	238 794 799	1 841 943 923	3 998 490 575
86	Railway/Tramway Locomotive, Mechanical Traffic	16 591 434	29 287 414	27 169 610	47 971 858
87	Vehicles Other Than Railway/Tramway, Parts	86 192 324	189 010 366	659 459 347	1 370 708 031
88	Aircraft And Its Components	30 014	62 093	18 521 184	26 274 975
89	Ships, Boat, And Floating Structures	24 552 613	43 826 367	32 760 354	56 971 367
90	Optical, Photographic, Cinematographic	7 145 689	16 944 614	231 553 409	512 766 033
91	Clocks And Watches And Parts Thereof	808 901	1 764 213	24 622 735	52 530 087
92	Musical Instruments; Parts And Accessories	1 078 170	2 607 881	15 571 928	36 683 105
93	Arms And Ammunition; Parts And Accessories	29 433	308 849	6 074 280	28 268 471
94	Furniture, Bedding, Mattress Support, Cushion	49 785 399	93 918 625	127 886 732	248 152 294
95	Toys, Games And Sports Requisiters; Parts	6 052 203	13 982 488	29 314 511	63 094 586
96	Miscellaneous Manufactured Articles	7 804 996	18 912 433	40 591 629	102 819 025
97	Works Of Arts, Collectors' Piece And Antiques	22 403	50 510	152 113	343 334
98	Vehicles In-Ckd And Their Components	4 510 906	13 497 987	40 947 719	128 572 095
99	Software, Digital, Shipment Goods	554	775	455 632	558 587
TOTAL IMPORT		**13 643 754 535**	**26 169 142 932**	**16 638 511 813**	**34 849 615 301**

https://www.bps.go.id

I-1. IMPOR MENURUT GOLONGAN BARANG (HS) / *IMPORT BY HS COMMODITY GROUPS*
C. MENURUT 40 GOLONGAN BARANG (HS) TERBESAR / *BY BIG 40 COMMODITIES (HS)*
***** FEBRUARI/*FEBRUARY 2022* *****

HS	Uraian golongan barang/*Group description*	Berat bersih/*Net weight* (Kg)		Nilai/*Value CIF* (US$)	
		Bulan ini *Current month*	Kumulatif *Cum. Jan. to date*	Bulan ini *Current month*	Kumulatif *Cum. Jan. to date*
27101224	Motor spirit of RON 90 & above but below RON 97 unblended	1 032 863 634	1 759 781 394	906 128 298	1 480 473 066
27090010	Crude petroleum oils	1 145 507 170	1 740 820 788	730 098 126	1 063 970 507
17011400	Raw sugar of oth cane sugar, in solid form, not cont added	704 806 010	1 208 778 010	342 123 834	587 122 223
27101227	Of other RON unblended	312 668 777	692 524 673	273 695 922	567 704 924
27101971	Automotive diesel fuel	409 271 937	668 831 129	311 842 106	495 143 807
10019912	Wheat grain without husk, fit for human consumption	583 894 886	1 242 768 940	217 504 850	460 488 037
27111300	Liquefied,butanes	233 917 838	567 261 889	178 231 085	417 723 555
85177021	Part of transmission aparatus, portable receivers for	506 142	1 314 833	191 413 729	409 445 716
27111200	Liquefied,Propane	230 662 466	542 638 569	172 225 461	402 724 002
84713020	Laptops including notebooks and subnotebooks	817 145	2 000 707	171 370 289	402 269 470
72024100	Ferro alloy,chromium weight>4%carbon	83 562 420	240 028 325	133 049 606	391 408 357
84295200	Machinery shovels with a 360√Ç¬∞ revolving superstructure	38 995 580	81 013 772	166 188 449	335 350 745
23040090	Oth than defatted soya-bean flour, fit for human consumption	380 035 905	662 141 434	193 648 409	334 608 280
85429000	Parts of electronic integrated circuits	288 609	688 469	136 564 100	314 965 662
31042000	Potassium chloride	216 316 631	522 423 775	118 912 310	290 094 955
27101280	Naphtha, reformates & other preparations of a kind used for	177 851 679	310 904 413	152 768 484	252 313 068
71081210	Gold in lumps, ingots or cast bars	1 697	4 039	99 738 046	236 523 714
52010000	Cotton, not carded or combed	53 995 316	105 599 524	113 492 504	235 997 194
30022090	Vaccines for human medicine, Other than Tetanus toxoid & Pertussis, measles, meningitis or polio vaccines	8 936	62 686	11 069 717	218 625 940
85171200	Telephones for cellular networks or for other wireless	70 181	162 111	49 624 208	211 340 211
12019000	Soya beans, whether or not broken, oth than seed	114 584 065	338 916 909	67 115 666	194 435 575
27011210	Coal, whether or not pulverised, but not agglomerated, bituminous coal, coking coal	378 465 138	562 919 138	128 404 319	186 174 883
39021040	Polypropylene, granules, pellets, beads, flakes, chips & similar forms	66 336 267	137 085 286	87 181 044	183 349 303
10019919	Oth wheat, oth seed, fit for human consumption, oth than wheat	245 487 269	427 679 992	94 130 915	164 139 658
29012100	Ethylene	72 181 568	151 062 892	78 343 374	163 622 587
72071210	Semi-finish product iron/non-alloy steel slabs<0.25% carbon,cross-	111 643 155	208 306 546	81 983 842	158 600 867
87041037	Motor vehicles for transport of good design for off-highway use with g.v.w. > 45 t, not CKD	7 917 267	14 841 837	87 407 028	147 606 535
85423100	Processor & controller of electronics integrated circuits	238 136	508 585	73 162 898	140 316 781
84314990	Oth parts suitable use of oth moving, grading, levelling,scraping,	12 477 157	30 967 167	60 925 452	138 394 283
74031100	Refined copper for cathodes and sections of cathodes	6 738 092	12 292 932	66 730 347	119 736 728
39023090	Propylene copolymers other than in form of liquids or pastes	33 793 632	76 155 596	49 529 215	114 717 905
47071000	Recovered (waste and scrap) unbleached kraft paper or paperboard or corrugated paper or paperboard	213 520 934	403 225 585	59 503 936	114 350 871
84798210	Mixing,kneading,crushing,grinding,screening,sifting,homogenising,emulsifying/stirring machines, electically operated	5 819 324	13 507 659	45 927 764	111 388 851
87084026	Gear boxes, assembled for vehicles of heading 8703	2 827 800	7 159 776	43 962 029	110 749 287
12024200	Oth than seed ground-nuts, not roasted or othwise cooked, shelled, whether or not broken	34 083 213	86 059 908	43 971 215	110 589 645
72044900	Oth than waste&scrap,ferrous tinned iron/steel,turnings, shavings&similar, whether or not in bundles	76 226 571	194 452 571	39 773 703	105 475 623
72259990	Oth than flat-roll product steel,width>=600mm,unfurtherwork cold roll,high speed steel	38 769 208	87 301 890	45 435 074	103 663 123
18010000	Cocoa beans, whole or broken, raw or roasted	20 727 659	41 368 571	49 652 881	99 857 099
76012000	Aluminium alloys,unwrought aluminium	14 350 838	31 316 496	44 125 201	96 092 531
85299094	Oth printed circuit board;not assembled,for flat panel display	1 624 327	3 726 071	37 790 130	93 970 574
Lainnya		6 579 899 956	12 990 538 045	10 683 766 247	23 084 089 159
TOTAL IMPORT		**13 643 754 535**	**26 169 142 932**	**16 638 511 813**	**34 849 615 301**

https://www.bps.go.id

I-2. IMPOR MENURUT GOLONGAN BARANG SITC / *IMPORT BY SITC COMMODITY GROUPS*
***** FEBRUARI/*FEBRUARY 2022* *****

SITC	Uraian golongan barang/*Group description*	Berat bersih/*Net weight* (Kg)		Nilai/*Value CIF* (US$)	
		Bulan ini *Current month*	*Kumulatif* *Cum. Jan. to date*	*Bulan ini* *Current month*	*Kumulatif* *Cum. Jan. to date*
	A. By Commodity 1 digit SITC				
0	Food and Live Animals	2 596 148 576	4 788 472 206	1 669 289 466	3 178 585 137
1	Beverages and Tobacco	24 915 874	57 285 407	57 743 876	131 744 869
2	Crude Materials, Inedible	2 634 479 952	4 612 988 118	840 454 313	1 752 135 357
3	Mineral Fuels, Lubricants, etc.	4 385 467 187	7 981 614 589	3 107 310 279	5 488 074 102
4	Animal & Vegetable Oils/Fats	15 033 705	23 739 064	30 208 208	47 729 386
5	Chemicals	1 714 711 350	3 739 917 153	2 439 309 276	5 533 007 355
6	Manufactured Goods	1 561 418 115	3 522 592 973	2 671 764 804	6 221 982 018
7	Machinery and Transportation Equipments	580 622 207	1 161 657 082	4 924 383 887	10 471 878 130
8	Miscellaneous Manufactured Articles	130 942 673	280 846 164	793 386 392	1 779 659 188
9	Special Commodities and Transaction	14 896	30 176	104 661 312	244 819 759
	B. By Commodity 2 digit SITC				
00	Live animal for food	7 236 599	10 091 379	31 018 216	42 384 072
01	Meat and meat preparations	11 453 695	24 119 276	37 525 730	82 477 388
02	Dairy product and eggs	43 559 991	73 081 221	136 342 861	222 601 904
03	Fish, crustaceans,molluscs and their preparations	14 062 033	22 411 762	36 591 501	63 324 482
04	Cereals and cereal preparations	1 033 613 008	1 966 296 600	400 877 431	767 603 499
05	Fruits and vegetables	79 918 285	206 261 418	123 427 579	321 883 411
06	Sugar, sugar preparations, and honey	791 965 121	1 346 390 409	404 668 497	692 379 918
07	Coffee, tea, cocoa, and spices	38 190 227	76 742 192	108 440 162	226 496 693
08	Feeding stuff for animals	551 383 582	1 004 651 166	304 446 707	555 801 577
09	Miscellaneous food preparations	24 766 035	58 426 783	85 950 782	203 632 193
11	Beverages	14 920 420	33 407 124	12 580 466	25 846 928
12	Tobacco and tobacco manufactured	9 995 454	23 878 283	45 163 410	105 897 941
21	Hides, skins and furskins	3 520 882	7 845 272	4 628 434	11 139 294
22	Oil seeds, nuts, and kernels	152 130 476	432 532 378	115 621 512	315 540 918
23	Crude rubber	31 830 624	77 073 193	70 618 024	163 155 312
24	Wood, lumber, and cork	15 659 894	37 434 758	16 193 290	35 688 627
25	Pulp and waste paper	359 400 534	666 334 150	158 872 879	294 870 852
26	Textile fibres and their waste	79 632 713	157 085 279	173 823 477	365 943 062
27	Crude fertilizers and crude minerals	864 664 289	1 608 643 702	82 889 748	190 958 090
28	Metalliferous ores and metal scraps	1 121 565 581	1 613 244 156	196 920 886	333 758 200
29	Crude animals and vegetable materials, nes	6 074 959	12 795 230	20 886 063	41 081 002
32	Coal, coke, and briquettes	598 382 082	984 730 642	185 674 216	315 204 586
33	Petroleum and petroleum products	3 317 147 415	5 878 393 727	2 562 503 512	4 336 330 566
34	Gas; natural and manufactured	469 937 688	1 118 490 217	354 857 179	827 437 986
35	Electric Current	2	3	4 275 372	9 100 964
41	Animal oils and fats	583 410	1 299 901	1 447 407	2 708 175
42	Fixed vegetable oils/fats	12 746 041	18 371 530	25 079 073	36 079 901
43	Animal vegetable oils/fats	1 704 254	4 067 633	3 681 728	8 941 310
51	Organic chemicals	420 496 517	871 462 667	603 951 598	1 293 424 980
52	Inorganic chemicals	223 916 741	557 100 494	171 182 621	396 946 773
53	Dyeing,tanning, and colouring materials	32 769 653	80 641 802	121 813 561	285 301 878
54	Medical and pharmaceutical products	3 972 849	8 067 962	116 519 060	445 679 205
55	Essential oils and perfumery materials	19 659 789	45 333 307	121 359 479	248 641 446
56	Manufactured fertilizers	472 522 583	981 955 585	207 182 566	459 388 752
57	Plastics in primary forms	337 018 789	732 259 383	603 003 798	1 323 604 803
58	Plastics in non-primary forms	44 143 041	107 507 611	147 369 535	353 279 925
59	Chemical materials and its products, nes	160 211 388	355 588 342	346 927 058	726 739 593
61	Leather, leather med, nes	4 194 641	8 796 978	34 638 059	85 052 367
62	Rubber manufactured, nes	26 615 401	57 733 369	121 639 596	266 518 678
63	Wood and cork manufactured	24 802 943	53 720 019	24 187 865	50 478 414
64	Paper, paperboard, and manufactured thereof	74 975 423	159 786 092	117 427 159	258 981 154
65	Textile yarns, fabrics, and their products	95 070 653	236 547 117	532 227 776	1 353 969 316
66	Non metalic minerals manufactured	260 034 568	612 482 006	166 622 408	351 755 415
67	Iron and steel	925 937 848	2 049 610 644	1 038 247 191	2 427 488 774
68	Non ferrous metals	67 372 271	144 541 288	332 723 348	686 964 111
69	Manufactured of metal, nes	82 414 367	199 375 460	304 051 402	740 773 789
71	Power generating machine and equipments	50 353 687	99 193 091	361 979 437	702 114 347
72	Machinery specialized for particular industry	112 748 233	251 479 013	712 818 947	1 553 673 447
73	Metalworking machinery	12 188 003	25 606 251	81 910 809	183 628 933
74	General industrial machinery and equipments	182 616 347	314 192 662	965 617 615	1 892 148 578
75	Office machinery and automatic data processing	4 947 643	12 135 698	339 866 339	808 342 431
76	Telecommunication and reproducers apparatus	13 279 606	32 602 165	643 373 345	1 481 345 227
77	Electrical machinery and apparatus	73 738 046	154 124 634	1 046 779 296	2 245 207 340
78	Road vehicles	104 843 328	226 399 329	713 712 597	1 506 519 210
79	Other transportation equipments	25 907 314	45 924 239	58 325 502	98 898 617

https://www.bpom.go.id

I-2. IMPOR MENURUT GOLONGAN BARANG SITC / *IMPORT BY SITC COMMODITY GROUPS*
***** FEBRUARI/*FEBRUARY 2022* *****

SITC	Uraian golongan barang/*Group description*	Berat bersih/*Net weight* (Kg)		Nilai/*Value CIF* (US$)	
		Bulan ini Current month	*Kumulatif Cum. Jan. to date*	*Bulan ini Current month*	*Kumulatif Cum. Jan. to date*
81	Sanitary, plumbing, and fittings	32 959 362	57 440 959	72 926 727	133 461 375
82	Furniture	18 652 608	41 528 375	57 448 436	122 084 015
83	Traveling goods	4 415 254	11 367 458	28 836 694	66 558 991
84	Clothing	4 593 177	9 940 005	61 400 134	122 260 157
85	Footwear	10 844 812	23 582 909	67 846 320	156 883 842
87	Professional, scientific, and contractor instruments	6 333 133	15 172 886	199 052 881	442 665 055
88	Photographic apparatus, equipments and optics	2 471 708	5 671 219	50 566 761	109 537 559
89	Miscellaneous manufactured articles	50 672 619	116 142 353	255 308 439	626 208 194
96	Coin; not being legal tender	3 156	4 443	13 995	18 838
97	Gold; non monetary	11 740	25 733	104 647 317	244 800 921
	C. By Commodity 3 digit SITC				
001	Live Animals Other Than Fish	7 236 599	10 091 379	31 018 216	42 384 072
011	Meat Of Bovine Animals Fresh, Chilled Or Frozen	7 667 157	15 629 865	24 805 164	53 727 389
012	Other Meat, Other Edible Meat Offal, Fresh, Chilled Or Frozen	3 536 068	7 890 694	11 381 784	25 263 617
016	Meat And Edible Meat Offal, Salted, Dried, Edible Flour Of Meat	2 214	26 294	26 645	126 888
017	Meat And Edible Meat Offal, Prepared Or Preserved	248 256	572 423	1 312 137	3 359 494
022	Milk,cream, And Milk Products Other Than Butter Or Cheese	39 528 030	66 036 235	113 309 886	184 494 372
023	Butter And Other Fats From Milk	2 491 004	3 616 282	15 342 984	21 884 867
024	Cheese And Curds	1 380 946	3 155 244	6 676 787	14 604 437
025	Eggs, Birds, And Egg Yolks; Fresh, Dried Or Otherwise Preserved	160 011	273 460	1 013 204	1 618 228
034	Fish, Fresh, Chilled Or Frozen	12 035 831	18 296 527	25 446 477	40 764 450
035	Fish, Dried Salted Or In Brine; Smoked Fish	10 519	16 468	110 781	235 733
036	Crustaceans, Molluscs, And Aquatic Invertebrates	1 327 771	2 711 880	8 163 926	16 306 651
037	Fish, Crustaceans, Molluscs, And Other Aquatic Invertebrates; Prep	687 912	1 386 887	2 870 317	6 017 648
041	Wheat And Meslin, Unmilled	829 869 365	1 671 172 833	311 794 108	624 867 243
042	Rice	5 075 013	42 560 023	2 014 213	17 404 354
043	Barley, Unmilled	0	278 200	0	80 539
044	Maize, Unmilled	176 028 514	208 604 580	59 344 287	71 176 503
045	Cereals, Unmilled	12 747 395	21 163 970	7 393 129	11 995 943
046	Meal And Flour Of Wheat And Flour Of Meslin	1 415 305	4 604 534	583 552	1 906 306
047	Other Cereal Meals And Flours	896 516	1 738 493	381 311	708 332
048	Cereal Preparations And Preparations Of Flours/starchs Of Fruit	7 580 900	16 173 967	19 366 831	39 464 279
054	Vegetables, Fresh, Chilled, Frozen Or Simply Preserved	19 229 059	47 093 508	20 688 138	43 289 601
056	Vegetables, Roots And Tubers, Prepared Or Preserved Nes	9 236 266	21 226 808	13 796 595	31 158 478
057	Fruit And Nut; Fresh Or Dried	46 524 713	127 147 150	79 376 112	227 692 783
058	Fruits, Preserved And Preparations	3 252 714	7 919 045	6 891 808	14 371 904
059	Fruit And Vegetable Juices	1 675 533	2 874 907	2 674 926	5 370 645
061	Sugar, Molasses, And Honey	790 116 773	1 341 058 121	399 472 569	677 865 544
062	Sugar Confectionery	1 848 348	5 332 288	5 195 928	14 514 374
071	Coffee And Coffee Substitutes	1 998 261	4 979 778	9 009 698	25 031 879
072	Cocoa	26 636 512	52 310 302	66 040 476	130 185 311
073	Chocolate And Other Food Preparations Containing Cocoa	1 226 428	3 796 707	8 233 276	19 990 351
074	Tea And Mate	1 073 638	2 388 532	3 413 725	8 565 640
075	Spices	7 255 388	13 266 873	21 742 987	42 723 512
081	Feeding Stuff For Animals	551 383 582	1 004 651 166	304 446 707	555 801 577
091	Margarine And Shortening	812 629	2 161 966	3 090 693	6 917 021
098	Edible Products And Preparations	23 953 406	56 264 817	82 860 089	196 715 172
111	Non-alcoholic Beverages, Nes	14 737 538	33 216 738	12 045 786	25 283 976
112	Alcoholic Beverages	182 882	190 386	534 680	562 952
121	Tobacco, Unmanufactured And Refused	8 471 220	20 636 128	33 901 652	81 912 786
122	Tobacco, Manufactured	1 524 234	3 242 155	11 261 758	23 985 155
211	Hides And Skins, Raw	3 520 882	7 845 272	4 628 434	11 139 294
222	Oil Seeds Use For Extraction Ofsoft Fixed Vegetable Oils	151 760 530	431 663 087	115 401 985	314 872 254
223	Oil Seeds Use For Extraction Of Other Fixed Vegetable Oils	369 946	869 291	219 527	668 664
231	Natural Rubber Latex;natural Rubber And Similar Natural Gums	4 352 573	14 425 661	6 716 354	22 003 248
232	Synthetic Rubber Latex, Synthetic/reclaimed Rubber	27 478 051	62 647 532	63 901 670	141 152 064
244	Cork,natural,raw And Waste	4 761	6 338	34 087	55 907
245	Fuel Wood And Wood Charcoal	58 886	182 550	26 759	163 691
246	Wood In Chips Or Particles And Waste	34 681	305 115	137 947	271 994
247	Wood In The Rough Or Roughly Squared	1 811 846	5 328 263	780 792	2 171 488
248	Wood,simply Worked And Railway Sleeper Of Wood	13 749 720	31 612 492	15 213 705	33 025 547
251	Pulp And Waste Paper	359 400 534	666 334 150	158 872 879	294 870 852
263	Cotton	54 376 277	106 293 194	114 275 948	237 335 946
264	Jute And Other Textile Bast Fibres	330 800	532 600	465 592	783 476

https://www.bps.go.id

I-2. IMPOR MENURUT GOLONGAN BARANG SITC / *IMPORT BY SITC COMMODITY GROUPS*
***** FEBRUARI/*FEBRUARY 2022* *****

SITC	Uraian golongan barang/*Group description*	Berat bersih/*Net weight* (Kg)		Nilai/*Value CIF* (US$)	
		Bulan ini Current month	*Kumulatif Cum. Jan. to date*	*Bulan ini Current month*	*Kumulatif Cum. Jan. to date*
265	Vegetable Textile Fibres,raw Or Processed;waste Of These Fibres	190 889	567 777	327 322	955 653
266	Synthetic Fibres Suitable For Spinning	13 832 840	29 460 272	25 059 564	64 168 202
267	Other Man-made Fibres Suitable For Spinning And Waste	10 786 425	19 994 526	33 049 319	61 802 765
268	Wool And Other Animal Hair	61 797	71 890	623 634	766 655
269	Old Clothing And Other Old Textile Articles; Rags	53 685	165 020	22 098	130 365
272	Fertilizers, Crude	82 603 530	170 526 978	13 327 075	28 538 469
273	Stone, Sand And Gravel	274 701 655	480 469 551	11 373 827	19 534 391
274	Sulphur And Unroasted Iron Pyrites	70 464 310	166 998 084	24 026 845	54 067 896
277	Natural Abrasives	1 500 137	2 556 934	1 609 824	3 417 970
278	Other Crude Minerals	435 394 657	788 092 155	32 552 177	85 399 364
281	Iron Ore And Concentrates	871 540 544	1 190 767 864	89 890 165	114 615 198
282	Waste And Scrap Metal Of Iron/steel	79 129 182	203 124 912	41 322 229	110 068 258
283	Copper Ores And Concentrates	486 436	1 019 545	122 032	188 743
284	Nickel Ores And Concentrates	172	175	4 683	4 729
285	Aluminium Ores And Concentrates	31 951 827	65 174 498	16 176 491	33 351 575
287	Ores And Concentrates Of Basemetals	127 404 579	130 714 814	26 415 257	28 978 147
288	Non-ferrous Base Metal Waste And Scraps	11 052 840	22 442 347	22 989 979	46 551 500
289	#N/A	1	1	50	50
291	Crude Animal Materials	3 786 451	8 885 306	8 909 714	19 811 894
292	Crude Vegetable Materials	2 288 508	3 909 924	11 976 349	21 269 108
321	Coals, Pulverized Or Not	582 094 377	940 002 042	178 789 929	296 042 255
322	Briquettes, Lignite And Peat	74 983	121 185	50 950	65 622
325	Coke And Semi Coke Of Coal/lignite/peat	16 212 722	44 607 415	6 833 337	19 096 709
333	Petroleum Oil, Crude	1 177 700 505	1 885 443 495	751 307 604	1 152 768 213
334	Petroleum Products, Refined	2 065 523 442	3 827 939 445	1 767 999 363	3 089 819 055
335	Residual Petroleum Products, And Related Materials	73 923 468	165 010 787	43 196 545	93 743 298
342	Liquefied Propane And Butane	464 580 304	1 109 900 458	350 456 546	820 447 557
344	Petroleum Gases And Other Gas	5 357 384	8 589 759	4 400 633	6 990 429
351	Electric Currents	2	3	4 275 372	9 100 964
411	Animal Oils And Fats	583 410	1 299 901	1 447 407	2 708 175
421	Fixed Vegetable Fats And Oils Soft,crude,refined Or Fractioned	4 992 885	9 764 151	10 366 964	19 790 927
422	Fixed Vegetable Fats And Oils Solid,crude,refined Or Fractioned	7 753 156	8 607 379	14 712 109	16 288 974
431	Animal And Vegetable Oil; Fat Processed And Their Wax	1 704 254	4 067 633	3 681 728	8 941 310
511	Hydrocarbon And Their Halogenated, Nitrated Derivatives	173 034 730	339 153 771	176 777 150	347 435 412
512	Alcohols,phenols,phenol-alcohols And Their Halogenated	135 337 604	280 269 029	109 856 702	227 215 804
513	Carboxylic Acids,and Their Anhydrides,halides,peroxides	52 591 769	117 175 728	93 337 189	218 177 623
514	Nitrogen-function Compounds	27 449 677	61 011 387	79 677 703	172 462 975
515	Organo-inorganic And Heterocyclic Compounds	19 292 123	47 441 803	102 809 231	246 826 570
516	Other Organic Chemicals	12 790 614	26 410 949	41 493 623	81 306 596
522	Inorganic Chemical Elements, Oxides And Halogen Salts	95 845 462	233 142 380	89 432 163	214 831 718
523	Metallicsalts And Peroxysalts	124 338 080	314 681 994	68 826 979	152 479 754
524	Other Inorganic Chemicals;chemical Compound Of Precious Metal	3 705 642	9 225 304	12 433 933	28 945 537
525	Radioactive And Associated Materials	27 557	50 816	489 546	689 764
531	Synthetic Organic; Colouring Matter	6 183 468	13 424 140	40 140 488	89 126 879
532	Dyeing/tanning Extracts And Synthetic Tanning Materials	524 890	1 339 625	1 188 725	3 663 973
533	Pigments, Paints, Varnishes, And Related Materials	26 061 295	65 878 037	80 484 348	192 511 026
541	Medicinal And Pharmaceutical Products	2 040 670	4 474 207	68 953 368	338 228 699
542	Medicaments, Including Veterinary Medicaments	1 932 179	3 593 755	47 565 692	107 450 506
551	Essential Oils, Perfumes, And Flavour Materials	2 935 264	6 422 445	49 154 078	105 390 135
553	Perfumery, Cosmetics, And Toilet Preparations	3 423 942	7 198 992	40 205 683	77 586 963
554	Soap,cleansing And Polishing Preparations	13 300 583	31 711 870	31 999 718	65 664 348
562	Fertilizers, Manufactured	472 522 583	981 955 585	207 182 566	459 388 752
571	Polymers Of Ethylene In Primary Forms	99 409 216	215 398 819	161 240 345	353 800 157
572	Polimers Of Styrene In Primary Forms	17 098 788	37 446 004	34 089 054	78 345 486
573	Polimers Of Vinyl Chloride In Primary Forms	6 623 894	15 788 604	12 489 955	29 953 941
574	Poliacetals And Polycarbons In Primary Forms	44 641 757	100 264 269	98 192 867	215 099 923
575	Other Plastics In Primary Forms	153 752 847	329 189 131	287 869 210	627 011 131
579	Waste And Scrap Of Plastics	15 492 287	34 172 556	9 122 367	19 394 165
581	Tubes, Pipes, And Hoses Of Plastics	3 270 902	6 496 108	19 492 930	36 702 372
582	Plates, Sheets, And Film Of Plastics	40 147 699	99 234 888	125 792 412	311 279 198
583	Monofilament And Rod Of Plastics	724 440	1 776 615	2 084 193	5 298 355
591	Disinfectants, Insecticides, And Fungicides Put In Forms	7 798 445	18 421 837	54 033 183	126 139 029
592	Starches, Inulin, And Wheat Glutenal Buminoidal Subtances; Glues	58 536 422	108 151 395	67 928 576	130 513 759
593	Explosive And Pyrotechnic Products	1 354 279	2 635 550	2 652 092	4 959 497

https://www.bps.go.id

I-2. IMPOR MENURUT GOLONGAN BARANG SITC / *IMPORT BY SITC COMMODITY GROUPS*
***** FEBRUARI/*FEBRUARY 2022* *****

SITC	Uraian golongan barang/*Group description*	Berat bersih/*Net weight* (Kg)		Nilai/*Value CIF* (US$)	
		Bulan ini Current month	*Kumulatif Cum. Jan. to date*	*Bulan ini Current month*	*Kumulatif Cum. Jan. to date*
597	Additive For Mineral Oils	9 803 349	20 885 417	36 120 276	75 197 707
598	Miscellaneous Chemical Products	82 718 890	205 494 139	186 192 434	389 929 103
599	Residuall Products Of The Chemical Or Allied Industries, N.e.s	3	4	497	498
611	Leathers	4 134 823	8 629 095	32 877 504	81 678 318
612	Manufactures And Composition Leathers	55 959	160 112	1 435 571	2 862 518
613	Furskins, Tanned Or Dressed	3 859	7 771	324 984	511 531
621	Materials Of Rubber	3 774 661	8 412 671	22 311 541	49 285 929
625	Rubber Tyre,tyre Cases,tyre Treads,inner Tubes, And Tyre Flaps	18 270 009	38 952 871	59 892 486	131 821 557
629	Articles Of Rubbers	4 570 731	10 367 827	39 435 569	85 411 192
633	Cork Manufactures	62 798	173 924	504 936	1 692 593
634	Veneers,plywood,improved/reconstituted Wood Worked	22 780 372	48 846 146	19 935 771	41 019 742
635	Wood Manufactures	1 959 773	4 699 949	3 747 158	7 766 079
641	Papers And Paperboards	63 362 985	131 783 043	80 109 727	173 271 830
642	Paper And Paperboard Cut To Size/shape And Article Of Papers	11 612 438	28 003 049	37 317 432	85 709 324
651	Textile Yarns	23 198 101	55 383 077	74 547 596	172 331 810
652	Cotton Fabrics, Woven	7 128 989	17 140 963	57 570 109	142 659 758
653	Fabrics, Woven, Of Man-made Fibres	21 308 907	56 004 450	116 602 404	314 518 534
654	Textile Fabrics, Woven, Other Than Of Cotton Or Man-made Fibres	1 178 019	2 917 040	12 200 551	34 163 672
655	Knitted Or Crochetted Fabrics	17 456 439	43 675 418	141 324 318	358 563 718
656	Tulle,lace,enbroidery,ribbons,trimmings And Other Small Wares	1 191 912	3 388 546	20 211 042	55 428 044
657	Special Yarns,textile Fabrics	17 967 002	44 568 777	90 191 496	230 935 915
658	Made-up Articles, Wholly/chiefly Of Textile Materials	5 473 133	13 096 075	18 868 037	43 922 779
659	Floor Coverings	168 151	372 771	712 223	1 445 086
661	Lime,cement And Fabricated Construction Materials	21 806 115	61 896 294	7 172 486	18 141 504
662	Clay And Refactory Construction Materials	155 615 594	336 139 114	76 831 023	162 195 004
663	Mineral Manufactures	53 830 884	151 789 391	39 396 558	84 648 897
664	Glass	15 130 199	32 834 180	19 347 111	39 836 491
665	Glassware	11 929 005	25 767 532	19 114 140	37 162 079
666	Pottery	1 719 767	4 049 432	908 950	2 575 350
667	Pearl, Precious And Semi Precious Stones	3 004	6 063	3 852 140	7 196 090
671	Pig Iron,spiegeleisen,sponge Iron, And Ferro-alloys	119 669 545	420 427 973	211 277 218	645 416 772
672	Ingots And Other Iron/steel In Primary Forms	317 086 684	515 688 607	217 366 923	365 720 995
673	Flat Rolled Products, Not Clad	139 112 414	323 062 932	141 178 220	328 554 594
674	Flat Rolled Products, Clad Or Plated	73 966 351	184 492 504	91 550 786	239 533 356
675	Flat Rolled Products And Alloy Steels	129 559 773	299 288 306	158 344 536	378 873 704
676	Iron/steel Bars, Rods, Angels, Shaped And Sections	96 829 545	197 792 499	109 775 453	231 237 670
677	Rail/railway And Tractor Construction Of Iron/steel Materials	993 096	1 446 139	2 142 435	3 119 556
678	Wire Of Iron/steel	10 280 736	25 301 444	19 080 209	48 116 382
679	Tubes, Pipes, Hollow Profile, Pipe Fitting Of Iron/steel	38 439 704	82 110 240	87 531 411	186 915 745
681	Silver, Platinum, And Other Metal Of The Platinum Groups	23 530	47 031	3 372 084	7 053 011
682	Copper	12 640 321	25 556 924	116 766 920	228 916 529
683	Nickel	306 507	697 321	5 939 076	13 284 200
684	Alumunium	38 319 773	85 444 408	143 630 394	315 531 441
685	Lead	3 142 704	9 128 311	7 961 591	22 494 707
686	Zinc	12 602 547	23 173 191	45 714 562	82 289 335
687	Tin	22 242	64 036	956 565	2 455 613
689	Miscellaneous Non-ferrous Basemetals Employed In Metallurgy	314 647	430 066	8 382 156	14 939 275
691	Structuctures And Parts Of Iron/steel Or Aluminium	19 875 060	42 878 934	35 464 674	90 377 914
692	Metal Containers For Storage And Transportations	3 488 415	7 432 202	13 742 513	29 691 814
693	Wire Products And Fencing Grills	5 785 461	14 769 984	11 600 335	32 626 115
694	Nails, Screws, Nuts, Bolts, Rivets Of Iron/steel Or Copper	12 147 756	24 993 795	53 708 891	112 387 241
695	Tools For Used In The Hand Or In Machines	6 396 993	16 907 892	55 448 862	138 060 730
696	Cutlery	2 006 214	6 134 178	7 901 973	19 030 130
697	Household Equipment Of Base Metals	4 312 043	11 754 757	12 865 913	36 862 723
699	Manufactures Of Base Metals	28 402 425	74 503 718	113 318 241	281 737 122
711	Steam And Other Vapour Generating Boilers And Parts	11 480 929	21 693 790	71 072 197	128 372 464
712	Steam Or Other Generating Boilers And Parts	1 101 709	5 509 142	9 869 225	22 286 508
713	Internal Combustion Piston Engines And Parts	13 877 676	29 631 695	124 505 694	261 069 545
714	Engines And Motors, Non-electric And Parts	889 578	1 055 334	23 447 598	40 041 430
716	Rotating Electric Plants And Parts	21 387 666	38 151 833	116 231 283	218 680 005
718	Other Power Generating Machines And Parts	1 616 129	3 151 297	16 853 440	31 664 395
721	Agricultural Machinery And Parts	3 991 819	8 820 470	22 454 248	46 710 972
722	Tractors	625 134	1 515 598	4 865 276	11 137 414
723	Civil Engineering And Contractor Plants And Equipments/parts	65 629 690	142 317 040	310 419 343	648 376 368

https://www.bps.go.id

I-2. IMPOR MENURUT GOLONGAN BARANG SITC / *IMPORT BY SITC COMMODITY GROUPS*
***** FEBRUARI/*FEBRUARY 2022* *****

SITC	Uraian golongan barang/*Group description*	Berat bersih/*Net weight* (Kg)		Nilai/*Value CIF* (US$)	
		Bulan ini Current month	*Kumulatif Cum. Jan. to date*	*Bulan ini Current month*	*Kumulatif Cum. Jan. to date*
724	Textile/leather Machinery And Parts	6 285 022	15 241 744	56 424 122	140 285 003
725	Papermill/pulpmill Machinery And Paper Cutting Machines	2 798 380	5 710 565	57 484 213	115 360 016
726	Printing/book Binding Machinery And Parts	734 698	1 614 639	25 655 762	53 847 211
727	Food Processing Machines And Parts	4 949 496	11 708 825	37 423 374	95 860 672
728	Other Machines And Equipment Specialized For Particular Industry	27 733 994	64 550 132	198 092 609	442 095 791
731	Machine Tools By Removing Metal	1 671 969	3 775 797	20 679 859	40 870 153
733	Machine Tool For Working Metals	2 114 425	4 962 283	11 380 152	30 833 819
735	Parts Of Machine Tools	377 949	1 418 129	8 613 711	27 026 262
737	Metalworking Machinery And Parts	8 023 660	15 450 042	41 237 087	84 898 699
741	Heating And Cooling Equipments And Parts	99 325 547	131 964 829	344 581 577	523 085 334
742	Pumps For Liquid And Parts	8 234 466	18 430 680	70 644 389	160 815 390
743	Pumps, Compressors, Fans, Blowers, Centrifuges, And Parts	18 937 325	41 433 728	130 549 195	296 387 935
744	Mechanical Handling Equipments And Parts	24 784 712	54 049 492	112 713 634	245 486 290
745	Other Non-electical Machinery, Tools, And Mechanical Apparatus	5 317 046	13 039 121	55 127 252	132 932 020
746	Ball Or Roller Bearings	5 714 289	11 474 948	45 398 028	97 658 102
747	Taps, Cocks, And Valves For Pipes	7 620 051	16 002 282	83 116 336	183 594 825
748	Transmission Shafts And Cranks	9 429 657	20 391 619	70 636 727	145 760 864
749	Non-electric Parts And Accessories Of Machineries	3 253 254	7 405 963	52 850 477	106 427 818
751	Office Machines	1 707 732	4 380 740	35 484 653	88 420 113
752	Automatic Data Processing Machines And Their Units	2 633 949	6 176 480	281 610 950	662 978 566
759	Parts And Accessories For Machine Of Heading 751 Or 752	605 962	1 578 478	22 770 736	56 943 752
761	Television Receivers	983 051	2 146 021	38 790 800	83 804 994
762	Radio Broadcast Receivers	207 389	479 466	10 253 898	20 606 348
763	Sound Recorders Or Reproducers	188 052	417 752	7 118 650	9 584 119
764	Telecomunication Equipments And Parts	11 901 114	29 558 926	587 209 997	1 367 349 766
771	Electric Power Machinery And Parts	4 966 922	13 681 182	62 428 746	148 796 713
772	Electrical Apparatus For Making And Breaking Electrical Circuits	11 800 604	28 671 636	202 286 652	457 639 873
773	Equipment For Distributing Electricity	9 756 476	24 733 525	80 697 792	203 357 879
774	Electrical Apparatus For Medical Purposes And Radiological Appar	117 080	242 158	11 318 410	24 596 700
775	Household Type, Electrical/non-electrical Equipments	13 525 940	26 648 605	74 890 233	153 172 025
776	Thermionic, Cold Cathode, And Photo Cathode Valves/tubes	2 087 741	4 619 407	322 741 428	701 941 667
778	Electrical Machinery And Apparatus	31 483 283	55 528 121	292 416 035	555 702 483
781	Passengger Motor Cars	3 900 031	7 546 648	58 721 407	107 531 975
782	Motor Vehicle For The Transportation Of Goods	29 256 891	71 165 730	219 927 629	476 405 647
783	Road Motor Vehicles	1 171 296	2 263 950	8 839 403	17 467 746
784	Parts And Accessories Of The Motor Vehicles	32 474 226	69 708 357	312 914 932	666 600 332
785	Motorcycles, Scooters, And Other Cycles Motorized/non Motorize	17 361 187	39 703 394	82 703 772	190 161 710
786	Trailers And Other Vehicles, Not Motorized	20 679 697	36 011 250	30 605 454	48 351 800
791	Railway Vehicles And Associated Equipments	1 326 364	2 047 800	7 047 155	17 608 325
792	Aircraft And Associated Equipments And Parts	28 337	50 072	18 517 993	24 318 925
793	Ships, Boats, And Floating Structures	24 552 613	43 826 367	32 760 354	56 971 367
811	Prefabricated Buildings	28 483 153	45 875 921	54 992 358	89 685 707
812	Sanitary, Plumbing, Heating, And Lighting Fixtures/fittings	1 647 982	4 517 361	2 521 795	6 816 517
813	Lighting Fixtures And Fittings	2 828 227	7 047 677	15 412 574	36 959 151
821	Furnitures And Parts	18 652 608	41 528 375	57 448 436	122 084 015
831	Travel Goods	4 415 254	11 367 458	28 836 694	66 558 991
841	Men's Coats/jackets, Not Knitted	273 937	469 239	7 724 124	12 890 636
842	Women's Coats/jacket, Not Knitted	282 129	499 265	9 103 167	16 745 003
843	Men's Coats/jackets, Knitted	248 774	454 984	4 490 687	6 968 774
844	Women's Coats/jackets, Knitted	473 518	740 608	5 775 458	8 856 691
845	Articles Of Apparel	1 020 109	2 153 676	16 535 927	34 604 838
846	Clothing Accessories Of Textiles Fabrics	473 646	1 080 261	5 278 696	11 103 842
848	Articles Of Apparel And Clothing Accessories Of Other Than Textile	1 821 064	4 541 972	12 492 075	31 090 373
851	Footwears	10 844 812	23 582 909	67 846 320	156 883 842
871	Optical Instrument And Apparatus	125 018	240 962	13 002 772	19 650 401
872	Medical Instruments And Appliances	2 054 228	5 371 326	58 395 316	111 304 266
873	Meters And Counters	626 246	1 611 152	19 193 741	43 865 265
874	Measuring, Checking, Analysing, And Controlling Instrument And A	3 527 641	7 949 446	108 461 052	267 845 123
881	Photographic Apparatus And Equipments	426 036	1 067 670	6 289 540	12 744 129
882	Photographic And Chinematographic Supplies	573 021	1 310 178	4 262 986	9 464 005
883	Cinematograph Film, Exposed And Developed	14	25	3 202	5 154
884	Optical Goods	663 736	1 529 133	15 388 298	34 794 184
885	Watches And Clocks	808 901	1 764 213	24 622 735	52 530 087
891	Arms And Ammunitions	30 790	407 878	6 112 414	34 756 773

https://www.bps.go.id

I-2. IMPOR MENURUT GOLONGAN BARANG SITC / *IMPORT BY SITC COMMODITY GROUPS*
***** FEBRUARI/*FEBRUARY 2022* *****

SITC	Uraian golongan barang/*Group description*	Berat bersih/*Net weight* (Kg)		Nilai/*Value CIF* (US$)	
		Bulan ini *Current month*	*Kumulatif* *Cum. Jan. to date*	*Bulan ini* *Current month*	*Kumulatif* *Cum. Jan. to date*
892	Printed Matter	2 823 297	7 041 528	22 488 645	57 435 831
893	Article Of Plastics	28 372 548	63 059 167	98 929 757	234 301 138
894	Baby Carriages, Toys, Games, And Sporting Goods	6 593 792	15 230 782	31 120 595	67 112 310
895	Office And Stationery Supplies	2 865 875	7 449 210	18 627 881	41 109 557
896	Works Of Art, Collectors Pieces And Antiques	22 403	50 510	152 113	343 334
897	Jewellery, Goldsmith, Silversmith Wares, And Other Articles	739 978	1 436 540	7 581 474	14 915 314
898	Musical Instrument And Parts/accessories	1 251 837	3 015 532	33 214 661	79 182 123
899	Other Miscellaneous Manufactured Articles	7 972 099	18 451 206	37 080 899	97 051 814
961	Coin Not Being Legal Tender	3 156	4 443	13 995	18 838
971	Gold, Non-monetary	11 740	25 733	104 647 317	244 800 921
	TOTAL IMPORT	**13 643 754 535**	**26 169 142 932**	**16 638 511 813**	**34 849 615 301**

https://www.bps.go.id

I.3. IMPOR MENURUT KOMODITI / IMPORT BY HS COMMODITY

***** FEBRUARI / *FEBRUARY 2022* *****

H S	Uraian Komoditi/*Commodity Description*	Berat bersih/*Net weight* (Kg)		Nilai/*Value CIF* (US$)	
		Bulan ini *Current month*	Kumulatif *Cum. Jan. to date*	Bulan ini *Current month*	Kumulatif *Cum. Jan. to date*
01012900	Live horses, other than purebred breeding animals	11 003	11 003	143 955	143 955
01022100	Cattle, purebred breeding animals	120 732	120 732	837 733	837 733
01022919	Live male cattle, not oxen, other than pure-bred breeding animals	5 523 992	7 982 477	22 397 097	31 933 858
01022990	Live female cattle	1 197 193	1 584 924	4 948 341	6 431 955
01023900	Live buffalo, other than pure-bred breeding animals	348 467	348 467	945 086	945 086
01041010	Live sheep,pure-bred breeding animals	7 356	7 356	153 521	153 521
01042010	Live goats, pure-bred breeding animals	20 955	20 955	370 391	370 391
01051110	Live breeding fowls of the species Gallus domesticus, weighing <= 185g	1 126	1 126	902 934	902 934
01061100	Live primates, mammals	144	204	1 554	1 961
01061900	Other live mammals	1 848	4 830	185 202	405 105
01062000	Live reptiles (including snakes and turtles)	2 423	6 381	76 163	152 967
01063100	Live birds of prey	0	30	0	2 719
01063200	Live psittaciformes (including parrots, parakeets,macaws and cockatoos)	27	76	710	2 270
01063900	Other live birds	1 333	2 818	55 529	99 617
02012000	Other cuts with bone in of bovine animals, fresh or chilled	9 732	17 592	193 337	294 329
02013000	Boneless of bovine animals, fresh or chilled	126 400	193 086	1 509 972	2 271 115
02022000	Other cuts with bone in of bovine animals, frozen	1 959 597	4 648 298	4 082 004	9 899 331
02023000	Boneless of bovine animals, frozen	5 571 428	10 770 889	19 019 851	41 262 614
02031200	Hams, shoulders and cuts thereof of swine with bone in, fresh or chilled	62	62	311	311
02031900	Other meat of swine, fresh or chilled	57	85	507	1 141
02032200	Hams, shoulders and cuts thereof of swine with bone in, frozen	10 311	22 838	38 354	102 640
02032900	Other meat of swine, frozen	163 070	370 882	731 092	1 667 553
02043000	Carcasses and half-carcasses of lamb, frozen	0	49 969	0	266 000
02044100	Carcasses and half-carcasses of sheep, frozen	66 603	184 920	364 494	978 813
02044200	Other cuts of sheep with bone in, frozen	20 390	77 377	160 367	493 366
02044300	Boneless meat of sheep, frozen	59 165	95 945	498 757	856 552
02061000	Edible offal of bovine animals, fresh or chilled	981	1 550	13 390	16 297
02062100	Tongue of bovine animals, frozen	1 161 825	2 389 815	3 365 167	7 242 280
02062200	Livers of bovine animals, frozen	314 017	794 063	447 931	1 076 456
02062900	Other edible offal of bovine animals, frozen	1 717 396	3 880 981	5 640 939	12 441 012
02063000	Edible offal of swine, fresh or chilled	163	163	969	969
02071200	Meat and edible offal of fowls of the species Gallus domesticus, not cut in pieces, frozen	1 271	1 271	4 501	4 501
02071491	Meat&edible offal of fowls of spec Gallus domesticus, cuts & offal,Livers frozen,mechanically deboned or separated meat	1 520	1 520	5 220	5 220
02101100	Ham,shoulder, cut thereof, with bone in of swine, salted, in brine, dried/smoked	21	21	106	106
02101930	Bacon or boneless hams, salted,in brine, dried or smoked	80	80	556	556
02109910	Freeze dried chicken dice, salt,in brine ,dry/smoke,edible flour and meal of meat	1	23 041	46	83 731
02109990	Oth meat & edible, incl. frours & meals salted, in brine, dried or smoked	2 112	3 152	25 937	42 495
03011119	Oth live freshwater ornamental fish, fry	0	490	0	5 140
03011191	Koi carp (Cyprinus carpio)	4 832	8 584	85 451	161 555
03011192	Goldfish (Carassius auratus)	222	222	3 711	3 711
03011193	Siamese fighting fish (Beta splendens)	394	394	4 090	4 090
03011199	Other freshwater ornamental fish, live	8 134	15 062	57 646	98 441
03011999	Live marine ornamental fish, other than fry	114	114	4 286	4 286
03021100	Trout (Salmo trutta,Oncorhynchus (mykiss,	42 319	59 712	435 793	634 622
03021400	Atlantic salmon (Salmo salar) and Danube salmon (Hucho hucho), fresh/chilled excl fish fillets	241 938	441 282	2 633 973	4 595 210
03022100	Halibut (Reinhardtius hipp,Hippoglossus hipp, Hipp stenolepis) fresh or chilled, excl fish fillets	53	80	1 047	1 527
03022900	Oth flat fish, fresh/chilled,excl edible fish offal of subhead 030291-030299,excl fillets & oth fish meat of head 0304	140	193	2 090	3 118
03023300	Skipjack or stripe-bellied bonito, fresh or chilled, excl fish fillets	37	54	433	780
03023500	Atlantic and Pacific bluefin tunas (Thunnus thynnus, Thunnus orientalis), fresh or chilled, excl fish fillets	306	505	23 663	40 189

https://www.bps.go.id

I.3. IMPOR MENURUT KOMODITI / IMPORT BY HS COMMODITY

***** FEBRUARI / *FEBRUARY 2022* *****

H S	Uraian Komoditi/*Commodity Description*	Berat bersih/*Net weight* (Kg)		Nilai/*Value CIF* (US$)	
		Bulan ini *Current month*	Kumulatif *Cum. Jan. to date*	Bulan ini *Current month*	Kumulatif *Cum. Jan. to date*
03024300	Sardines, sardinella, brisling/sprats, fresh/chilled, excl fillets, edible fish offal of subhead 0302.91-99	96	108	1 812	1 993
03024400	Mackerel (Scomber scombrus,S.australasicus) fresh/chilled, excl fillets, edible fish offal of subhead 0302.91-99	105	145	1 435	2 209
03024500	Jack and horse mackerel (Trachurus spp), fresh/chilled, excl fillets, edible fish offal of subhead 0302.91-99	186	272	3 939	6 079
03024900	Oth fish e.g Makarel Indian,seerfishes,jacks, crevalles,silver pomfrets etc, excl edible fish offal of s0302.91-0302.99	27	39	781	1 157
03025900	Other marine fish, fresh or chilled, excl fillets, edible fish offal of subhead 0302.91-99	5	5	42	42
03027400	Eels (Anguilla spp), fresh or chilled, excl fish fillets	76	117	2 466	4 069
03028200	Rays and skates (Rajidae), excl edible fish offal of subheadings 0302.91 to 0302.99	0	10	0	174
03028400	Seabass (Dicentrarchus spp), excl edible fish offal of subheadings 0302.91 to 0302.99	14	22	286	556
03028500	Seabream (Sparidae), excl edible fish offal of subheadings 0302.91 to 0302.99	144	271	3 161	6 399
03028911	Grouper, fresh or chilled, excluding edible fish offal	5	11	52	112
03028916	Torpedo scads, spotted sicklefish and great barracudas, fresh or chilled, excluding edible fish offal	0	1	0	13
03028918	Mangrove red snappers (Lutjanus argentimaculatus), fresh or chilled, excluding edible fish offal	64	93	895	1 251
03028919	Oth Marine fish, nec in heading 0302891, fresh/chilled,excl fillets, fish meat of 0304,edible fish offal of 030291-299	1 309	2 058	20 414	32 119
03028926	Indian threadfins (Polynemus indicus) and silver grunts (pomadasys argenteus), fresh or chilled, excl edible fish offal	27	56	710	1 577
03028927	Hilsa shad (Tenualosa ilisha), fresh or chilled, excl edible fish offal	13	15	158	178
03028929	Other fish nec heading 0302892, excl fillets, fish meat of 0304, & edible fish offal of 030291-030299,	419	604	9 436	14 116
03029100	Livers, roes and milt , fresh or chilled	87	111	4 168	5 964
03031200	Oth Pacific salmon (Oncor gorbuscha, O keta, O tschawytscha, O kisutch, O masou and O rhodurus), frozen, excl fillets	108 505	154 505	672 878	917 084
03031300	Atlantic salmon (Salmo salar) and Danube salmon (Hucho hucho), frozen, excluding fish fillets	42 702	68 679	305 198	488 838
03031400	Trout (Salmo trutta, Oncor mykiss, O clarki, O aguabonita, O gilae, O apache&O chrysogaster), frozen, excl fish fillets	0	20 000	0	144 000
03032600	Eels (Anguilla spp), frozen, excl fillets	0	55 432	0	91 522
03034100	Albacore or longfinned tunas (Thunnus alalunga), frozen, excluding fish fillets	188 720	197 549	574 835	592 103
03034200	Yellowfin tunas (Thunnus albacares), frozen, excluding fish fillets	121 419	386 528	236 746	725 682
03034300	Skipjack or stripe-bellied bonito, frozen, excluding fish fillets	600 057	1 013 712	1 014 776	1 721 547
03034400	Bigeye tunas (Thunnus obesus), frozen, excluding fish fillets	14 689	37 886	54 619	134 707
03034510	Atlantic bluefin tunas (Thunnus thynnus), frozen, excluding fish fillets	22	68	1 130	3 506
03035300	Sardines, sardinella (Sardinella spp), brisling or sprats,frozen,excl fillets, edible fish offal of subhead 0303.91-99	26 000	26 000	16 380	16 380
03035410	Mackerel (Scomber scombrus, Scomber australasicus),frozen, excl fillets, edible fish offal of subhead 0303.91-99	1 049 080	1 180 000	2 146 583	2 401 931
03035420	Pacific mackerel (Scomber japonicus), frozen, excl fillets, edible fish offal of subheadings 0303.91 to 0303.99	6 744 403	9 325 695	6 736 530	9 410 839
03035700	Swordfish (Xiphias gladius), frozen, excl fillets, edible fish offal of subheadings 0303.91 to 0303.99	8 009	127 559	32 035	406 236
03035910	Indian mackerels, Island mackerels, frozen, excl fillets, edible fish offal of subheadings 0303.91 to 0303.99	50 000	100 000	59 798	129 042
03035990	Other Mackerels fish, frozen, excl fillets, edible fish offal of subheadings 0303.91 to 0303.99	93 961	134 102	164 538	247 462
03036300	Cod fish, frozen, exclud fillets and edible fish offal of sub 0303.91-99	1 625 527	2 991 521	7 212 918	13 073 814
03036400	Haddock, frozen, exclud fillets and edible fish offal of sub 0303.91-99	296 953	352 754	1 164 388	1 359 692
03036700	Alaska Pollack, frozen, exclud fillets and edible fish offal of sub 0303.91-99	45 350	314 504	68 025	406 453

https://www.bps.go.id

I.3. IMPOR MENURUT KOMODITI / IMPORT BY HS COMMODITY

***** FEBRUARI / *FEBRUARY 2022* *****

H S	Uraian Komoditi/*Commodity Description*	Berat bersih/*Net weight* (Kg)		Nilai/*Value CIF* (US$)	
		Bulan ini *Current month*	Kumulatif *Cum. Jan. to date*	Bulan ini *Current month*	Kumulatif *Cum. Jan. to date*
03036900	Oth marine fish of fam Bregmacerotidae,Euclichthyidae, etc frozen, & edible fish offal of sub 0303.91-99	919	919	3 552	3 552
03038100	Dogfish & oth sharks, frozen, excl. edible fish offal of subheadings 0303.91-99	0	18 000	0	12 376
03038914	Savalai hairtails,belanger's,reeve's&bigeye, frozen, excl. edible fish offal of subheadings 0303.91-99	0	27 076	0	57 631
03038919	Oth marine fish, frozen, excl. edible fish offal of subheadings 0303.91-99	205 615	205 616	412 450	412 466
03038929	Other fish, not marine fish, frozen, excl. edible fish offal of subheadings 0303.91-99	76 405	131 647	90 384	165 573
03039100	Livers, roes and milt of fish, frozen	81	84	2 387	2 420
03039200	Shark fins, frozen	10 869	13 119	130 015	155 993
03039900	Heads, tails, maws of fish and other edible fish offal	0	1 100	0	16 500
03044900	Fresh or chilled fillets of oth fish subheading 030441 - 030449	12 233	31 561	111 487	372 106
03046900	Frozen fillets of other fish (carp, eels & snakeheads)	3	3	70	70
03047100	Frozen fillets of Cod (Gadus morhua, Gadus ogac, Gadus macrocephalus)	7	7	33	33
03047400	Frozen fillets of Hake (Merluccius spp, Urophycis spp)	7	7	33	33
03047500	Frozen fillets of Alaska Pollack (Theragra chalcogramma)	7	7	33	33
03048100	Frozen fillet of Pacific salmon (Oncorhynchus sp) Atlantic salmon (Salmo salar) and Danube salmon (Hucho hucho)	18 379	18 379	128 967	128 967
03048300	Frozen fillet of Flat fish (Pleuronectidae, Bothidae, Cynoglossidae, Soleidae, Scophthalmidae and Citharidae)	186 716	474 191	276 833	739 730
03048700	Frozen fillet of Tunas (of the genus Thunnus), skipjack or stripe-bellied bonito (Euthynnus (Katsuwonus) pelamis)	33 105	33 357	321 444	329 038
03048900	Frozen fillets of other fish	22	24 306	474	137 624
03049900	Meat of other fish, (whether or not minced), frozen	175 000	300 024	205 000	328 790
03051000	Flours, meals and pellets of fish, fit for human consumption	10 474	10 474	110 419	110 419
03052090	Livers, roes and milt of water marine fish, dried, salted or in brine	0	2	0	18
03053999	Fillets of oth fish, dried, salted, or in brine, but not smoked	40	40	225	225
03054100	Smoked fish of Pacific salmon, Atlantic salmon & Danube salmon, incl fillets, other than edible fish offal	5	5	137	137
03055200	Dried fish of tilapia,catfish,carp, eels, nile perch & snakehead,ot	0	15	0	117
03055990	Dried of oth not marine fish, other than edible fish offal, whether or not salted but not smoked	0	2	0	49
03057100	Shark fins, edible	0	230	0	2 308
03057219	Fish maws of oth fish	0	5 700	0	122 460
03061410	Soft shell crabs, frozen, fit for human consumption	37 000	92 500	226 625	561 950
03061490	Other crabs, frozen, fit for human consumption	796 485	1 612 803	5 202 002	10 721 903
03061600	Cold-water shrimps and prawns (Pandalus spp, Crangon crangon), frozen, fit for human consumption	125	135 797	3 105	578 483
03061711	Giant tiger prawns (Penaeus monodon) headless, frozen, fit for human consumption	48 660	72 672	384 414	569 306
03061729	Whiteleg shrimps (Litopenaeus vannamei), with head and tail, frozen, fit for human consumption	3	3	44	44
03061790	Other shrimps and prawns, frozen, fit for human consumption	117 294	140 912	952 201	1 156 497
03061900	Other crustac,incl flours,meals&pellets of crustac,fit for human consump,frozen, fit for human consumption	66 000	110 000	119 786	198 854
03063220	Lobsters (Homarus spp), not breeder, live	150	600	2 250	9 000
03063530	Cold-water shrimps and prawns (Pandalus spp, Crangon crangon), fresh or chilled	144	225	6 277	9 742
03063612	Whiteleg shrimps (Litopenaeus vannamei), breeder	3 360	13 336	344 375	698 236
03063639	Other shrimps and prawns, fresh or chilled	7	11	28	54
03069330	Crabs in not airtight containers for retail sale	39	45	3 057	3 603
03071120	Oysters, Fresh or chilled	549	814	7 499	10 071
03071200	Oysters, frozen	10	20	105	218
03072120	Scallops, including queen scallops, of the genera Pecten, Chlamys or Placopecten, fresh or chilled	130	224	3 830	5 828
03072200	Scallops, including queen scallops, of the genera Pecten, Chlamys or Placopecten, frozen	43 805	43 809	298 382	298 452

https://www.bps.go.id

I.3. IMPOR MENURUT KOMODITI / IMPORT BY HS COMMODITY

***** FEBRUARI / *FEBRUARY 2022* *****

H S	Uraian Komoditi/*Commodity Description*	Berat bersih/*Net weight* (Kg)		Nilai/*Value CIF* (US$)	
		Bulan ini *Current month*	Kumulatif *Cum. Jan. to date*	Bulan ini *Current month*	Kumulatif *Cum. Jan. to date*
03073200	Mussels (Mytilus spp, Perna spp), frozen	0	8 357	0	27 757
03074221	Cuttle fish (Sepia officinalis, Rossia macrosoma, Sepiola spp), squid (Ommastrephes spp, Loligo spp,etc), fresh/chilled	15	25	111	314
03074229	Cuttle fish and squid other than HS 03074229, fresh n chilled	4	6	15	25
03074310	Cuttle fish (Sepia officinalis, Rossia macrosoma, Sepiola spp), squid (Ommastrephes spp, Loligo spp,etc), frozen	114 955	299 866	403 993	938 172
03074390	Cuttle fish and squid other than HS 03074310, frozen	98 469	167 469	167 572	339 972
03074929	Cuttle fish and squid other than HS 0307.49.21, dried, salted or in brine	2	2	48	48
03075120	Octopus (Octopus spp), fresh or chilled	25	35	579	787
03075200	Octopus (Octopus spp), Frozen	0	1 517	0	9 909
03076020	Snails, other than sea snails, fresh, chilled or frozen	19 237	19 253	109 785	110 506
03077120	Clams, cockles & ark shells (fam Arcidae, Arcticidae, Cardiidae, Donacidae, Hiatellidae, Mactridae etc), fresh/chilled	209	296	2 283	3 466
03077200	Clams, cockles & ark shells (fam Arcidae, Arcticidae, Cardiidae, Donacidae, Hiatellidae, Mactridae etc), frozen	30	30	416	416
03078120	Abalone (Haliotis spp) and stromboid conchs (Strombus spp), fresh or chilled	82	168	2 898	4 929
03078300	Frozen abalone (Haliotis spp)	0	1	0	15
03079120	Oth mollusc, fit for human consumption, oth than HS code of 030711 to 030788, fresh/chilled	1	2	3	20
03081920	Sea cucumbers (stichopus japonicus, holothuroidea), dried, salted or in brine	0	10 040	0	113 854
03082120	Sea urchins (strongylocentrotus spp,paracentrotus lividus,loxechinus albus,echinus esculentus),fresh or chilled	218	294	32 028	44 622
03089090	Flours, meals and pellets of aquatic invertebrates oth than crustaceans and molluscs, fit for human consumption	0	1	0	104
04011090	Milk&cream,not concentrated nor containing added sugar/oth sweetening matter,fat content,weight<=1%, not in liquid form	548	548	5 710	5 710
04012010	Milk&cream,not concentrated nor containing added sugar/oth sweetening matter,fat content, 1%<weight<=6%,in liquid form	62 962	173 050	124 295	317 605
04015010	Milk&cream,not concentrated nor containing added sugar/oth sweetening matter,fat content,weight>10%, In liquid form	349 369	567 980	1 116 555	1 788 116
04015090	Milk&cream,not concentrated nor containing added sugar/oth sweetening matter,fat content,weight>10%,not in liquid form	0	9 840	0	30 595
04021041	Milk/cream,in powder, granules/oth solid forms, fat <=15 %, not cont added sugar,oth sweetening,in containers,w >=20 kg	16 096 000	26 211 925	56 143 896	89 528 253
04021049	Milk/cream,in powder, granules/oth solid forms, fat <=15 %, not cont added sugar,oth sweetening,in containers,w 2-20kg	152 900	152 900	506 504	506 504
04021091	Milk & cream, In powder, granules/oth solid forms, fat <=15%, cont added sugar/oth sweetening, In containers, w>=20 kg	1 197 375	1 873 550	4 045 928	6 136 995
04021092	Milk & cream, In powder, granules/oth solid forms, fat <=15%, cont added sugar/oth sweetening, In containers, w=<2 kg	153	315	1 932	4 681
04021099	Milk & cream, In powder, granules/oth solid forms, fat <=15%, cont added sugar/oth sweetening, In containers, w=2-20kg	26	132	832	2 723
04022120	Milk/cream,in powder, granules/oth solid forms, fat >15 %, not cont added sugar,oth sweetening,in containers,w >=20 kg	7 082 325	11 388 111	27 970 027	44 597 522
04022190	Milk/cream,in powder, granules/oth solid forms, fat >15 %, not cont added sugar,oth sweetening,in containers,w 2-20kg	0	1	0	41
04022990	Milk & cream, In powder, granules/oth solid forms, fat >15%, cont added sugar/oth sweetening, In containers, w=2-20kg	4	4	96	96
04029100	Milk & cream, concentrated, not cont added sugar or oth sweetening matter, oth HS040210 to HS040229,	189 837	189 837	423 030	423 030
04029900	Milk and cream, concentrated or containing added sugar or oth sweetening matter, oth HS040210 to HS040229,	1 638 250	2 119 138	1 729 964	2 188 443
04031021	Yogurt, In liquid form, whether or not condensed, flavoured or cont added fruits (incl pulp and jams), nuts or cocoa	714	18 429	2 444	52 278
04031029	Yogurt, In liquid form, whether or not condensed, not flavoured or not cont added fruits (incl pulp & jams), nuts/cocoa	255	255	873	873

https://www.bps.go.id

I.3. IMPOR MENURUT KOMODITI / IMPORT BY HS COMMODITY

***** FEBRUARI / *FEBRUARY 2022* *****

H S	Uraian Komoditi/*Commodity Description*	Berat bersih/*Net weight* (Kg)		Nilai/*Value CIF* (US$)	
		Bulan ini *Current month*	Kumulatif *Cum. Jan. to date*	Bulan ini *Current month*	Kumulatif *Cum. Jan. to date*
04031099	Yogurt, not in liquid form, won condensed, not flavoured or not cont added fruits (incl pulp & jams), nuts/cocoa	3 000	3 012	18 425	18 661
04039010	Buttermilk	736 900	1 004 600	2 583 877	3 528 156
04039090	CurdledMilk&cream, kephir&oth fermented/acidifiedMilk&cream, won concentrated/cont add sugar/oth,flav/fruit/nuts/cocoa	130 731	180 732	475 791	653 083
04041010	Whey & modified whey, whether or not concentrated or containing added sugar or oth sweetening matter, In powder form	11 425 048	20 975 752	16 716 913	31 833 246
04041090	Whey & modified whey, whether or not concentrated or containing added sugar or oth sweetening matter, not in powder form	25 000	25 000	34 375	34 375
04049000	Products consist of natural milk constituents, won cont added sugar/oth sweetening, not elsewhere specified or incl	186 435	611 360	223 920	726 822
04051000	Butter	1 917 950	2 647 228	11 667 674	15 939 580
04052000	Dairy spreads	18 000	18 000	52 200	52 200
04059010	Anhydrous butterfat	453 600	774 000	2 889 317	4 676 087
04059090	Oth fats and oils derived from milk, except HS 04059010-04059030	101 454	177 054	733 793	1 217 000
04061010	Fresh (unripened or uncured) cheese, including whey cheese	469 045	805 992	2 204 133	3 733 787
04061020	Curd	1 800	1 800	7 704	7 704
04062010	Grated or powdered cheese,of all kinds, In packages of a gross weight exceeding 20 kg	47 360	47 360	339 182	339 182
04062090	Grated or powdered cheese,of all kinds, In packages of a gross weight not exceeding 20 kg	201 933	613 949	912 997	2 595 701
04063000	Processed cheese, not grated or powdered	139 133	331 295	730 338	1 705 394
04064000	Blueveined cheese and oth cheese containing veins produced by penicillium roqueforti	381	381	5 569	5 569
04069000	Oth cheese, except HS 040610-040690	521 294	1 354 467	2 476 864	6 217 100
04071110	Fertilised eggs for incubation,of fowls of the species gallus domesticus,for breeding	599	599	19 242	19 242
04071190	Fertilised eggs for incubation,of fowls of the species gallus domesticus,not for breeding	132	877	10 043	49 242
04071991	Fertilised eggs for incubation, except of fowls of the species gallus domesticus and ducks,for breeding	0	3	0	108
04072100	Oth fresh eggs except fertilised eggs for incubation, of fowls of the species gallus domesticus	1	1	67	67
04081100	Eggyolks,dried	31 125	85 125	167 219	446 939
04081900	Egg yolks, fresh, cooked by steaming/boiling, moulded, frozen or oth preserved, won cont added sugar/oth sweetening	4	4	45	45
04089100	Birdsí eggs, not in shell, dried	120 150	141 250	726 188	844 776
04090000	Natural honey	176 881	524 485	804 543	2 471 478
04100010	Birds nests, edible	200	200	703 582	703 582
04100090	Edible products of animal origin, not elsewhere specified or included, except birds nests	1 000	1 000	60 270	60 270
05010000	Human hair, unworked, whether or not washed or scoured, waste of human hair	18 721	28 013	56 461	110 571
05021000	Pigsí, hogsí or boarsí bristles and hair and waste there of	2 000	4 075	36 287	74 467
05029000	Badger hair and oth brush making hair and wastethere of	95 000	164 884	808 300	1 387 883
05051010	Feathers of a kind used for stuffing, down, of duck feathers	73 969	176 295	3 186 796	7 778 436
05051090	Feathers of a kind used for stuffing, down, except of duck feathers	17 266	23 711	925 795	1 300 261
05059010	Skins&oth parts of birds, except their feathers or down, powder&waste of feathers or parts of feathers, of duck feathers	2 152	2 152	12 211	12 211
05059090	Skins&oth parts of birds, except feathers/down, powder&waste of feathers or parts of feathers, except of duck feathers	2 836 332	7 055 477	2 417 619	5 746 054
05069000	Bones&horn-cores, unworked, defatted, simply prepared (not cut to shape), degelatinised, powder&waste of these products	50	50	2 058	2 058
05079090	Whalebone&whalebone hair,horns,antlers, hooves, nails, claws&beaks,unworked,powder&waste of these products	9 000	9 000	5 879	5 879
05080020	Shells of molluscs, crustaceans/echinoderms, unworked or simply prepared but not cut to shape, powder and waste thereof	59 733	171 602	11 947	42 682
05100000	Ambergris,castoreum, civet&musk, cantharides, bile, won dried, glands & oth animal prod used in pharmaceutical product	2	3	714	759
05111000	Bovine semen	183	183	345 454	345 454

https://www.bps.go.id

I.3. IMPOR MENURUT KOMODITI / IMPORT BY HS COMMODITY

***** FEBRUARI / *FEBRUARY 2022* *****

H S	Uraian Komoditi/*Commodity Description*	Berat bersih/*Net weight* (Kg)		Nilai/*Value CIF* (US$)	
		Bulan ini *Current month*	Kumulatif *Cum. Jan. to date*	Bulan ini *Current month*	Kumulatif *Cum. Jan. to date*
05119120	Artemia egg (brine shrimp egg)	8 670	38 737	346 334	1 507 131
05119130	Fish Skin	143 500	316 500	204 659	451 739
05119190	Dead animals of chapter 1 or 3	0	11 550	0	73 343
05119910	Domestic animal semen of oth products of fish or crustaceans, molluscs or oth aquatic invertebrates	33	33	11 200	11 200
05119930	Natural sponges	0	26	0	369
05119990	Animal products not elsewhere specified or included, except HS 05111000-05119930	519 840	883 015	538 000	961 397
06011000	Bulbs, tubers, tuberous roots, corms, crowns and rhizomes, dormant	27 851	27 851	64 497	64 497
06012010	Chicory plants	0	10	0	590
06012090	Bulbs, tubers, tuberous roots, corms, crowns and rhizomes, in growth or in flower	0	1	0	456
06021090	Unrooted cuttings and slips, except of orchids and rubber trees	75 294	91 189	22 571	48 049
06022000	Trees, shrubs and bushes, grafted or not, of kinds which bear edible fruit or nuts	63	103	5 735	12 185
06029010	Rooted orchid cuttings and slips	0	7 981	0	12 500
06029020	Orchid seedlings	10 177	29 037	34 574	445 971
06029050	Seedlings of the genus Hevea	10 821	11 410	59 018	65 433
06029090	Mushroom spawn	18 504	107 017	94 320	220 147
06031100	Cut flowers and flower buds of a kind suitable for bouquets or for ornamental purposes, fresh, of roses	228	975	1 711	6 334
06031200	Cut flowers and flower buds of a kind suitable for bouquets or for	175	874	833	3 740
06031300	Cut flowers and flower buds of a kind suitable for bouquets or for ornamental purposes, fresh, of orchids	166	1 284	11 261	32 578
06031400	Cut flowers and flower buds of a kind suitable for bouquets or for ornamental purposes, fresh, of chrysanthemums	30	61	104	201
06031500	Cut flowers and flower buds of a kind suitable for bouquets or for ornamental purposes, fresh, of lilies (lilium spp)	5	94	30	493
06031900	Cut flowers and flower buds of a kind suitable for bouquets or for ornamental purposes, fresh, except HS 060311-060319	26 749	66 040	252 877	575 858
06039000	Cut flowers&flower buds of a kind suit for bouquets, dried,dyed, bleached,impregnated or othwise prepared,oth fresh	4 107	8 741	36 545	75 196
06042010	Mosses and lichens, being goods of a kind suitable for bouquets or	0	591	0	7 216
06042090	Foliage, branches & oth parts of plants, wo flowers/flower buds, & grasses, suitable for bouquets, fresh	527	8 712	5 783	46 329
06049010	Mosses&lichens, suitable for bouquets or for ornamental purposes, dried/dyed/bleached, impregnated or oth prepared	0	6 600	0	39 460
06049090	Foliage, branches&oth parts of plants, wo flowers or flower buds, & grasses, suitable for bouquets, dried,dyed,bleached	14 688	39 995	85 007	295 454
07011000	Potatoes seed	350 000	350 000	330 396	330 396
07019010	Chipping potatoes	421 650	2 294 350	222 492	1 148 644
07020000	Tomatoes, fresh or chilled	0	2	0	4 668
07031019	Onions, except for propagation	2 872 339	16 184 016	1 713 260	8 441 617
07032090	Garlic, not for propagation	0	638 000	0	608 505
07039090	Leeks and oth alliaceous vegetables, not for propagation	19	4 437	86	10 804
07041010	Cauliflowers, fresh or chilled	41 305	80 572	68 928	119 872
07041020	Headed broccoli, fresh or chilled	93 629	207 760	194 587	429 625
07042000	Brussels sprouts, fresh or chilled	1 714	2 689	6 311	9 814
07049010	Round (drumhead) cabbages, fresh or chilled	1 400	352 100	3 360	245 005
07049090	Cabbages, kohlrabi, kale and similar edible brassicas, fresh or chilled, except HS 07041010-07049020	157 139	419 478	177 239	506 905
07051100	Cabbage lettuce (head lettuce), fresh or chilled	8	48	37	203
07051900	Lettuce (lactuca sativa), except cabbage lettuce (head lettuce), fresh or chilled	869	1 889	4 184	9 021
07052100	Witloof chicory (cichorium intybus var foliosum), fresh or chilled	16	64	87	349
07061010	Carrots, fresh or chilled	1	1	28	28
07061020	Turnips, fresh or chilled	36	45	158	195
07069000	Salad beetroot, salsify, celeriac, radishes and similar edible roots, fresh or chilled	408	580	1 956	2 762

https://www.bps.go.id

I.3. IMPOR MENURUT KOMODITI / IMPORT BY HS COMMODITY

***** FEBRUARI / *FEBRUARY 2022* *****

H S	Uraian Komoditi/*Commodity Description*	Berat bersih/*Net weight* (Kg)		Nilai/*Value CIF* (US$)	
		Bulan ini *Current month*	Kumulatif *Cum. Jan. to date*	Bulan ini *Current month*	Kumulatif *Cum. Jan. to date*
07070000	Cucumbers and gherkins, fresh or chilled	0	82	0	285
07081000	Peas (pisum sativum), shelled or unshelled, fresh or chilled	158 744	167 996	59 103	77 578
07092000	Asparagus, fresh or chilled	47	47	456	456
07094000	Celery oth than celeriac, fresh or chilled	48 909	109 129	104 395	244 442
07095100	Mushrooms of the genus agaricus, fresh or chilled	53 199	122 501	152 149	356 002
07095910	Truffles, fresh or chilled	69 930	190 614	149 603	389 258
07095990	Mushrooms, except of the genus agaricus, fresh or chilled	81 430	310 281	285 064	1 077 373
07097000	Spinach, new zealand spinach and orache spinach (garden spinach), fresh or chilled	449	873	2 258	4 211
07099300	Pumpkins, squash and gourds (cucurbita spp), fresh or chilled	91	91	998	998
07099990	oth vegetables, fresh or chilled, except HS 07092000-07099920	11 528	25 592	26 094	60 002
07102100	Peas (pisum sativum), shelled or unshelled, (uncooked or cooked by steaming or boiling in water), frozen	0	8 400	0	9 878
07102200	Beans (vigna spp, phaseolus spp), shelled or unshelled, (uncooked or cooked by steaming or boiling in water), frozen	30	30	60	60
07102900	Leguminous veg, except peas & beans, shelled or unshelled, (uncooked or cooked by steaming or boiling in water), frozen	21	21	18	18
07103000	Spinach, new zealand spinach&orache spinach (garden spinach),	0	4 301	0	13 491
07104000	Sweet corn, (uncooked or cooked by steaming or boiling in water), frozen	100 000	203 500	113 250	233 857
07108000	oth vegetables, except HS 071010-071040, (uncooked or cooked by steaming or boiling in water), frozen	45 305	251 521	73 005	355 104
07109000	Mixtures of vegetables, (uncooked or cooked by steaming or boiling in water), frozen	24 000	398 562	37 556	427 667
07114090	Cucumbers&gherkins, preserved in brine/sulphur water/oth preservative solutions, unsuitable for immediate consumption	18	18	62	62
07115190	Mushrooms (agaricus) preserved in brine/sulphur water/oth preservative solutions, unsuitable for immediate consumption	104	104	357	357
07122000	Onions, dried, whole, cut, sliced, broken or in powder, but not further prepared	1 361 515	2 935 225	2 653 005	5 892 892
07123100	Mushrooms of the genus Agaricus, dried, whole, cut, sliced, broken or in powder, but not further prepared	0	9 720	0	92 724
07123200	Wood ears (Auricularia spp), dried, whole, cut, sliced, broken or in powder, but not further prepared	61 327	90 435	199 506	318 789
07123300	Mushrooms Jelly fungi (Tremella spp), dried, whole, cut, sliced, broken or in powder, but not further prepared	3 220	22 896	7 377	135 634
07123910	Truffles, dried, whole, cut, sliced, broken or in powder, but not	23 526	31 026	152 672	177 890
07123920	Shitake (Dong-gu), dried, whole, cut, sliced, broken or in powder, but not further prepared	9 000	9 000	44 150	44 150
07123990	oth mushrooms, dried, whole, cut, sliced, broken or in powder, but not further prepared	23 210	52 012	51 776	114 772
07129010	Garlic, dried, whole, cut, sliced, broken or in powder, but not further prepared	636 004	1 013 629	1 288 450	2 048 622
07129090	Oth vegetables, mix of vegetables, oth garlic, dried, whole, cut, sliced, broken or in powder, but not further prepared	67 695	245 362	168 837	575 958
07131090	Peas (Pisum sativum), dried, shelled, whether or not skinned or split , not suitable for sowing	1 709 285	3 096 535	889 892	1 554 271
07132090	Chickpeas (garbanzos), dried, shelled, whether or not skinned or split, not suitable for sowing	215	48 049	34	48 028
07133110	Beans of sp Vigna mungo, Hepper/Vigna radiata, Wilczek, dried, shelled, won skinned/split, suit for sowing	0	25 000	0	20 100
07133190	Beans of sp Vigna mungo, Hepper/Vigna radiata, Wilczek, dried, shelled, won skinned or split, not for sowing	11 045 072	18 613 565	13 226 606	21 706 810
07133290	Small red (Adzuki) beans (Phaseolus or Vigna angularis), dried, shelled, won skinned or split, notsuitable for sowing	0	88 500	0	149 757
07133310	Kidney beans, incl white pea beans (Phaseolus vulgaris), dried, shelled, won skinned or split, suitable for sowing	15	15	42	42
07133390	Kidney beans, incl white pea beans (Phaseolus vulgaris), dried, shelled, won skinned or split, not suit for sowing	24 500	24 500	23 975	23 975

https://www.bps.go.id

I.3. IMPOR MENURUT KOMODITI / IMPORT BY HS COMMODITY

***** FEBRUARI / *FEBRUARY 2022* *****

H S	Uraian Komoditi/*Commodity Description*	Berat bersih/*Net weight* (Kg)		Nilai/*Value CIF* (US$)	
		Bulan ini *Current month*	Kumulatif *Cum. Jan. to date*	Bulan ini *Current month*	Kumulatif *Cum. Jan. to date*
07133590	Cow peas (Vigna unguiculata), dried, shelled, whether or not skinned or split, not suitable for sowing	266 000	338 000	271 762	350 692
07133990	Beans (Vigna spp, Phaseolus spp), dried, shelled, won skinned or split, not suit for sowing, ot HS 071331-071337	15	15	67	67
07134090	Lentils, dried, shelled, whether or not skinned or split, not suitable for sowing	0	6 276	0	6 037
07135090	Broad beans (Vicia faba v major) & horse beans (VF v equina, VF v	1 335 780	1 977 080	917 214	1 326 688
07139090	Oth dried leguminous vegetables, shelled, whether or not skinned or split, not suitable for sowing	0	13 001	0	24 186
07143090	Yams (Dioscorea spp), fresh, chilled, or dried	650	3 020	1 560	6 448
07144090	Taro (Colocasia spp), fresh, chilled, or dried	0	48 000	0	92 401
07149011	Sago pith frozen	0	260	0	624
07149019	Sago pith, fresh, chilled, or dried	6 325	27 944	9 655	55 754
07149099	arrowroot, salep, Jerusalem artichokes, & similar roots & tubers with high starch/inulin content, fresh/chilled/dried	2 235	10 046	17 566	54 648
08011100	Coconuts, desiccated and dried	45 368	105 418	139 290	267 124
08011910	Young coconut	90 585	175 936	133 463	261 493
08013100	Cashew nuts In shell	0	600	0	265
08013200	Cashew nuts shelled	333 382	826 068	1 082 098	2 759 167
08021200	Almonds shelled	390 423	666 002	2 058 335	3 628 826
08022200	Hazelnuts or filberts (Corylus spp) shelled	1 000	11 400	8 120	85 531
08023200	Walnuts shelled	10 203	10 203	89 430	89 430
08024200	Chestnuts (Castanea spp) shelled	0	2 100	0	5 040
08025200	Pistachios shelled	8 304	17 849	71 624	186 611
08026200	Macadamia nuts Shelled	3	3	147	147
08029000	Oth nuts, ot Almonds, Hazelnuts, Walnuts, Chesnuts, Pistachios, Macadamia nuts,Kola nuts, fresh/dried, won shelled/peeled	0	18 604	0	7 721
08041000	Dates, fresh or dried	13 512 897	28 295 801	21 659 316	44 849 882
08042000	Figs, fresh or dried	0	12 169	0	36 312
08044000	Avocados, fresh or dried	4 971	6 766	32 162	43 117
08051010	Fresh oranges	166 916	1 546 987	331 001	2 668 137
08052100	Mandarins (including tangerines and satsumas), fresh or dried	2 412 308	26 671 697	3 624 889	40 990 219
08052900	Wilkings and similar citrus hybrids, fresh or dried	0	8	0	65
08055010	Lemons (Citrus limon, Citrus limonum), fresh or dried	0	375 490	0	781 564
08061000	Grapes, fresh	1 876 858	6 416 361	7 442 728	22 997 199
08062000	Grapes, dried	121 949	244 200	193 617	388 796
08081000	Apples, fresh	2 001 982	15 605 131	4 583 725	33 678 880
08083000	Pears, fresh	23 935 603	41 600 199	34 066 386	59 698 723
08091000	Apricots, fresh	0	2 250	0	14 134
08092900	Cherries oth than sour cherries (Prunus cerasus), fresh	23 425	172 422	326 520	3 491 226
08093000	Peaches, including nectarines, fresh	5 301	15 034	36 908	93 304
08094010	Plums, fresh	20 505	98 581	31 132	545 335
08101000	Strawberries, fresh	10 052	34 090	186 960	783 353
08102000	Raspberries, blackberries, mulberries and loganberries, fresh	4 691	9 124	98 719	187 189
08104000	Cranberries, bilberries and oth fruits of the genus Vaccinium, fresh	0	3 543	0	77 577
08105000	Kiwifruit, fresh	184 889	526 487	856 469	2 277 798
08107000	Persimmons, fresh	549	550	5 865	5 901
08109010	Longans, mata kucing, fresh	968 076	3 143 223	1 761 667	5 858 668
08109020	Lychees, fresh	250	2 530	3 632	39 410
08109060	Tamarinds, fresh	88 594	88 594	95 229	95 229
08109094	Pomegranate, soursop/sweetsops, bell fruit, marian plum, passion fruit, cottonfruit, jujube and tampoi or rambai	44 331	98 485	173 464	368 521
08109099	OthFruit,fresh otthan Salaca, drgonFrt, sapodilla, Pomegranet, soursop,bellFrt,marianPlum,passionFrt,cottonfrt,jujube&rambai	0	1 740	0	18 600
08111000	Strawberries, uncooked/cooked by steaming/boiling, frozen, won containing added sugar or oth sweetening matter	75 000	168 600	128 025	333 945
08119000	Fruit & nuts, uncooked or cooked by steaming/boiling, frozen, won cont added sugar or oth, oth than HS 081110-0820	35 356	36 490	572 563	583 820
08131000	Apricots, dried, oth than that of headings 0801 to 0806, mixtures of nuts or dried fruits of this Chapter	0	9 040	0	46 012

https://www.bps.go.id

I.3. IMPOR MENURUT KOMODITI / IMPORT BY HS COMMODITY

***** FEBRUARI / *FEBRUARY 2022* *****

H S	Uraian Komoditi/*Commodity Description*	Berat bersih/*Net weight* (Kg)		Nilai/*Value CIF* (US$)	
		Bulan ini *Current month*	Kumulatif *Cum. Jan. to date*	Bulan ini *Current month*	Kumulatif *Cum. Jan. to date*
08132000	Prunes, dried, oth than that of headings 0801 to 0806, mixtures of nuts or dried fruits of this Chapter	6 000	6 000	42 467	42 467
08134020	Tamarinds, dried, oth than that of headings 0801 to 0806, mixtures of nuts or dried fruits of this Chapter	206 580	245 480	108 494	113 762
08134090	oth fruit, dried, oth than that of headings 0801 to 0806, mixtures of nuts or dried fruits of this Chapter	39 813	72 080	125 335	203 128
08135030	Mixtures of nuts or dried fruits of this chapter of which dates predominate by weight	8 905	8 905	6 920	6 920
08140000	Peel of citrus or melons (incl watermelons), fresh/ frozen/dried or provisionally preserved in brine/sulphur water/ oth	396	476	527	610
09011110	Coffee Arabica WIB or Robusta OIB, not roasted, not decaffeinated	972 392	1 639 933	3 416 761	6 296 834
09011190	Coffee oth than Arabica WIB or Robusta OIB, not roasted, not	9	20	149	733
09011210	Coffee Arabica WIB or Robusta OIB, not roasted, decaffeinated	19 200	19 200	50 400	50 400
09011290	Coffee oth than Arabica WIB or Robusta OIB, not roasted, decaffeinated	21	21	184	184
09012110	Coffee, roasted, not decaffeinated, unground	62 540	162 220	562 849	1 512 104
09012120	Coffee, roasted, not decaffeinated, ground	34 796	44 539	183 755	240 480
09012210	Coffee, roasted, decaffeinated, unground	1 721	2 642	17 098	26 304
09012220	Coffee, roasted, decaffeinated, ground	0	509	0	12 381
09019010	Coffee husks and skins	0	1	0	13
09019020	Coffee substitutes containing coffee	0	2	0	37
09021010	Leaves, oth green tea (not fermented), in immediate packings of ? 3 kg, whether or not flavoured	4 956	8 814	61 699	106 967
09021090	oth green tea (not fermented), in immediate packings of ? 3 kg, whether or not flavoured, oth leaves	19 261	70 126	244 651	664 792
09022010	Leaves, oth green tea (not fermented), whether or not flavoured	200	14 459	4 351	155 674
09022090	oth green tea (not fermented), whether or not flavoured, oth leaves	292 348	551 895	663 057	1 158 541
09023010	Leaves, black tea (fermented) and partly fermented tea, in immediate packings of ? 3 kg, whether or not flavoured	1 748	4 765	50 718	112 004
09023090	Black tea (fermented) and partly fermented tea, in immediate packings of ? 3 kg, whether or not flavoured, oth leaves	37 360	72 283	391 021	704 041
09024010	Leaves, oth black tea (fermented) and oth partly fermented tea, whether or not flavoured	52	4 611	581	23 009
09024090	oth black tea (fermented) and oth partly fermented tea, whether or not flavoured, oth leaves	620 586	1 054 258	1 310 073	2 078 754
09030000	MatÈ	3 785	3 785	26 595	26 595
09041120	Black pepper, neither crushed nor ground	667	667	21 358	21 358
09041190	oth pepper, neither crushed nor ground	7	8	14	27
09041210	White pepper, crushed or ground	21 600	42 850	162 272	319 747
09041220	Black Pepper, crushed or ground	5 700	8 000	31 776	46 881
09041290	oth pepper,crushed or ground	5 283	5 669	15 732	18 555
09042110	Chillies (Fruits of the genus Capsicum), neither crushed nor ground,	193 800	829 246	495 553	1 868 976
09042190	Fruits of the genus Capsicum or of the genus Pimenta, oth than Chillies, neither crushed nor ground,	15	432	5	1 327
09042210	Chillies (Fruits of the genus Capsicum), crushed or ground,	390 540	996 928	479 787	1 276 572
09042290	Fruits of the genus Capsicum or of the genus Pimenta, oth than Chillies, crushed or ground,	471 367	801 334	936 577	1 790 056
09051000	Vanila, neither crushed nor ground	14 738	43 656	414 973	2 562 276
09052000	Vanila, crushed or ground	8 000	8 070	24 960	26 073
09061100	Cinnamon (Cinnamomum zeylanicum Blume), neither crushed nor ground	30 000	180 415	112 500	720 889
09061900	oth cinnamon and cinnamon-tree flowers, oth than Cinnamomum zeylanicum Blume, neither crushed nor ground	0	79 416	0	241 425
09062000	Cinnamon and Cinnamon-tree flowers, crushed or ground	70 859	124 859	287 663	493 763
09071000	Cloves (whole fruit, cloves and stems), neither crushed nor ground	1 794 733	3 193 442	14 278 669	25 475 640
09072000	Cloves (whole fruit, cloves and stems), crushed or ground	100	180	2 800	5 522
09081100	Nutmeg, neither crushed nor ground	0	7 200	0	81 604
09081200	Nutmeg, crushed or ground	0	15 040	0	122 762
09083100	Cardamoms, neither crushed nor ground	1 200	1 200	5 259	5 259
09092100	Seeds of coriander, neither crushed nor ground	3 235 323	5 223 423	2 965 365	4 756 423

https://www.bps.go.id

I.3. IMPOR MENURUT KOMODITI / IMPORT BY HS COMMODITY

***** FEBRUARI / *FEBRUARY 2022* *****

H S	Uraian Komoditi/*Commodity Description*	Berat bersih/*Net weight* (Kg)		Nilai/*Value CIF* (US$)	
		Bulan ini *Current month*	Kumulatif *Cum. Jan. to date*	Bulan ini *Current month*	Kumulatif *Cum. Jan. to date*
09092200	Seeds of coriander, crushed or ground	840	11 270	3 519	19 798
09093100	Seeds of cumin, neither crushed nor ground	133 500	250 566	201 413	453 601
09093200	Seeds of cumin, crushed or ground	1 000	2 002	5 779	11 165
09096110	Seeds of anise, neither crushed nor ground	27 658	119 668	49 735	238 786
09096130	Seeds of caraway, neither crushed nor ground	62 000	108 250	47 422	102 847
09096190	Seeds of fennel, oth juniper berries, neither crushed nor ground	251 200	374 200	371 360	619 275
09096230	Seeds of caraway, crushed or ground	120	120	577	577
09096290	Seeds of fennel, oth juniper berries, crushed or ground	587	647	2 586	3 893
09101100	Ginger, Neither crushed nor ground	40 500	51 475	60 750	66 786
09101200	Ginger, Crushed or ground	12 400	13 510	17 676	25 185
09102000	Saffron	2	114	104	59 910
09103000	Turmeric (curcuma	252 845	457 815	420 968	737 173
09109110	Curry, mixtures referred to in Note 1(b) to this Chapter	3 491	5 571	15 780	41 263
09109190	oth spices, oth than curry, mixtures referred to in Note 1(b) to this Chapter	6 715	13 670	61 579	130 925
09109910	Thyme, bay leaves	480	14 843	5 118	41 128
09109990	Oth spices, oth mixtures referred to in Note 1(b) to this Chapter , oth than Thyme, bay leaves	218 118	281 117	243 358	336 065
10019912	Wheat grain without husk, fit for human consumption	583 894 886	1 242 768 940	217 504 850	460 488 037
10019919	Oth wheat, oth seed, fit for human consumption, oth than wheat	245 487 269	427 679 992	94 130 915	164 139 658
10019999	Oth meslin, not fit for human consumption	487 210	723 901	158 343	239 548
10039000	Barley, oth than seed	0	278 200	0	80 539
10051000	Maize (corn) seed	0	31 454	0	248 666
10059010	Popcorn	1 296 632	2 500 339	957 400	1 826 785
10059090	Oth maize (corn), oth than seed, oth than popcorn	174 731 882	206 072 787	58 386 887	69 101 052
10061090	Rice in the husk (paddy or rough), not suitable for sowing	11	21	181	291
10063030	Semimilled or wholly milled glutinous rice, whether or not polished or glazed, glutinous rice	0	250 000	0	122 000
10063099	Semi-milled/ wholly milled rice,whether or not polished or glazed,	2	16 002	60	47 490
10064090	Broken rice, oth than of a kind used for animal feed	5 075 000	42 294 000	2 013 972	17 234 573
10082100	Millet, seed	44 820	67 820	32 943	52 033
10082900	Millet, oth than seed	11 203 662	19 152 333	5 675 917	9 753 696
10083000	Canary seeds	1 490 275	1 919 820	1 671 548	2 137 707
10085000	Quinoa (Chenopodium quinoa)	8 581	23 940	12 500	52 286
10089000	oth cereals	57	57	221	221
11010011	Fortified wheat flour	43 475	377 747	29 220	244 472
11010019	Not fortified wheat flour	1 371 830	4 226 522	554 332	1 657 517
11010020	Meslin flour	0	265	0	4 317
11022000	Maize (corn) flour	1 000	1 029	4 859	4 992
11029010	Rice flour	0	37	0	433
11029020	Rye flour	0	44	0	203
11029090	oth cereal flours, oth than maize (corn) flour, rice flour and rye flour	53 016	64 791	57 744	76 170
11031300	Groats and meal of maize (corn)	842 500	1 650 592	318 708	619 054
11031920	Groats and meal of rice	0	22 000	0	7 480
11041200	Oat grains, rolled or flaked	751 272	1 140 070	610 845	960 829
11041990	Oth cereal grains, rolled or flaked, oth than oats and maize (corn)	510	1 263	6 425	9 429
11042300	Oth worked maize (corn) grains (for example, hulled, pearled, sliced or kibbled)	1 560	1 560	2 791	2 791
11042920	Oth worked of barley grains (for example, hulled, pearled, sliced or kibbled)	792	1 020	1 404	2 462
11042990	Oth worked cereal grains (for example, hulled, pearled, sliced or	53	19 142	63	15 745
11051000	Flour, meal and powder	0	6	0	74
11052000	Flakes, granules and pellets	1 122 789	2 416 044	1 521 996	3 320 309
11061000	Flour, meal and powder of the dried leguminous vegetables of heading 0713	8	83	36	381
11062010	Flour, meal and powder of manioc (cassava)	0	2	0	25
11062030	Flour, meal and powder of sweet potato (Ipomoea Batatas)	0	300	0	810
11062090	Flour,meal & powder of oth sago/of roots/ tubers of 0714,oth than manioc/cassava,sago,sweet potato/Ipomoea batatas	7 500	19 000	93 248	240 798
11063000	Flour, meal and powder of the products of Chapter 8	21 523	63 599	86 955	233 789

https://www.bps.go.id

I.3. IMPOR MENURUT KOMODITI / IMPORT BY HS COMMODITY

***** FEBRUARI / *FEBRUARY 2022* *****

H S	Uraian Komoditi/*Commodity Description*	Berat bersih/*Net weight* (Kg)		Nilai/*Value CIF* (US$)	
		Bulan ini *Current month*	Kumulatif *Cum. Jan. to date*	Bulan ini *Current month*	Kumulatif *Cum. Jan. to date*
11071000	Not roasted malt	1 257 382	3 774 052	655 941	1 915 704
11072000	Roasted malt	19 444	27 444	16 284	22 382
11081100	Wheat starch	912 405	2 420 005	421 926	1 081 002
11081200	Maize (corn) starch	14 868 850	30 366 942	7 031 171	13 922 430
11081300	Potato starch	1 605 100	3 015 225	1 248 785	2 300 950
11081400	Manioc (cassava) starch	15 321 876	17 155 514	7 909 989	8 958 590
11081990	Oth starches, oth than sago starch	35 531	35 536	21 167	21 243
11082000	Inulin	604 880	1 306 080	1 620 888	3 570 447
11090000	Wheat gluten, whether or not dried	320 027	653 533	604 482	954 740
12019000	Soya beans, whether or not broken, oth than seed	114 584 065	338 916 909	67 115 666	194 435 575
12023000	Seed ground-nuts, not roasted or othwise cooked, whether or not shelled or broken	5	5	33	33
12024100	Oth than seed ground-nuts, not roasted or othwise cooked, in shell	200 000	298 000	242 980	372 340
12024200	Oth than seed ground-nuts, not roasted or othwise cooked, shelled, whether or not broken	34 083 213	86 059 908	43 971 215	110 589 645
12030000	Copra	176 620	320 520	46 860	85 040
12040000	Linseed, whether or not broken	26 260	48 761	33 002	57 114
12051000	Low erucic acid rape or colza seeds, whether or not broken	644 875	1 009 115	601 063	911 353
12059000	High erucic acid rape or colza seeds, whether or not broken	0	259 180	0	234 558
12060000	Sunflower seeds, whether or not broken	1 079 955	2 397 316	1 445 295	3 268 323
12071010	Palm nuts suitable for sowing/planting	139	139	1 570	1 570
12072900	Oth than cotton seeds seed	2	2	490	490
12074010	Edible sesamum seeds	74 325	532 184	147 904	961 428
12074090	Oth than edible sesamum seeds	1 094 090	2 190 468	1 877 339	4 098 509
12076000	Safflower (Carthamus tinctorius) seeds	17 000	17 000	12 546	12 546
12077000	Melon seeds	25	26	769	807
12079950	Fresh fruit bunch of oil palm	13	18	53	105
12079990	Oth oil seeds and oleaginous fruits, whether or not broken, oth than 120710-12079950	134 550	440 616	57 980	285 898
12081000	Flours and meals of soya beans	15 085	41 561	58 591	215 767
12089000	Flours and meals of oil seeds or oleaginous fruits, oth than those of mustard, oth than of soya beans	254	650	8 156	9 817
12091000	Sugar beet seeds, for sowing	0	1	0	70
12092200	Seeds of forage plants of Clover (Trifolium spp) seeds, for sowing	0	850	0	10 838
12092910	Timothy grass (Phleum pratense) seeds, for sowing	0	250	0	3 000
12092920	Oth beet seeds, for sowing	0	100	0	1 750
12092990	Oth seeds of forage plants, for sowing, oth than 120921-12092920	48	48	20 505	20 505
12099190	Other vegetable seeds, other than onion seeds, for sowing	56 846	91 936	1 029 888	1 410 055
12099990	oth seeds, fruit and spores, oth than vegetable seeds, rubber tree seeds, kenaf seeds, of a kind used for sowing	500	2 500	7 500	35 108
12101000	Hop cones, neither ground nor powdered nor in the form of pellets	2 729	3 608	36 478	52 352
12102000	Hop cones, ground, powdered or in the form of pellets, lupulin	300	1 690	6 506	46 968
12112000	Ginseng roots, fresh, chilled, frozen or dried, whether or not cut, crushed or powdered	3	553	1 191	5 326
12119013	Rauwolfia serpentina roots used primarily in pharmacy, fresh,chilled,frozen/ dried,whether/not cut,crushed/ powdered	375 777	526 292	790 156	1 115 063
12119019	oth plants and part of plants used primarily in pharmacy, not in cut, crushed or powdered form	0	4	0	119
12119092	Pyrethrum used primarily in not pharmacy, not in cut, crushed or powdered form	2 530	2 530	8 006	8 006
12119094	Sandalwood chips used primarily in not pharmacy, fresh, chilled, frozen/ dried, whether/ not cut, crushed/ powdered	0	3 000	0	9 510
12119095	Agarwood (Gaharu) chips used primarily in not pharmacy, fresh,chilled,frozen/ dried, whether/ not cut, crushed/ powdered	9 320	9 320	21 361	21 361
12119098	oth plants and part of plants used primarily in not pharmacy, in cut, crushed or powdered form	68 637	131 841	364 186	604 426
12119099	oth plants and part of plants used primarily in not pharmacy, not in cut, crushed or powdered form	194 762	315 611	276 207	578 231
12122111	Eucheuma spinosum fit for human consumption, dried but not ground	9 204	11 651	162 743	213 853

https://www.bps.go.id

I.3. IMPOR MENURUT KOMODITI / IMPORT BY HS COMMODITY

***** FEBRUARI / *FEBRUARY 2022* *****

H S	Uraian Komoditi/*Commodity Description*	Berat bersih/*Net weight* (Kg)		Nilai/*Value CIF* (US$)	
		Bulan ini *Current month*	Kumulatif *Cum. Jan. to date*	Bulan ini *Current month*	Kumulatif *Cum. Jan. to date*
12122119	Seaweeds & oth algae fit for human consumption, dried but not ground, oth than 12122111 - 12122115	0	1	0	82
12122190	Seaweeds and oth algae fit for human consumption, dried and ground	33 980	51 959	606 192	935 175
12122919	Seaweeds and oth algae, fresh, chilled or dried, not fit for human consumption, oth than used in pharmacy	4 000	10 000	24 800	65 000
12122930	Seaweeds & oth algae, frozen, not fit for human consumption	0	2	0	37
12129200	Locust beans (carob) fresh, chilled, frozen or dried, of a kind used primarily for human consumption	0	17 250	0	22 716
12129990	Oth than stones & kernels of apricot,peach (incld nectarine)/ plum,used primarily for human consumption	301 600	421 460	1 559 244	2 627 525
12130000	Cereal straw and husks, unprepared, whether or not chopped, ground, pressed or in the form of pellets	362 850	362 850	86 439	86 439
12149000	Swedes,mangolds,fodder roots,hay,clover,sainfoin,forage kale,lupines, vetches&oth forage, or in the form of pellets	108 281	427 920	81 267	252 748
13012000	Gum Arabic	80 061	125 054	234 044	444 270
13019040	Lac	7	5 407	229	6 532
13019090	Natural gums, resins, gum-resins and oleoresins, oth than gum arabic, cannabis resins, lac	1 764	26 940	119 881	194 746
13021190	Vegetable saps and extracts, oth than pulvis opii, of opium	11	21	667	1 730
13021200	Vegetable saps and extracts of liquorice	26 219	51 494	626 695	1 094 292
13021300	Vegetable saps and extracts of hops	9 159	18 628	134 368	277 084
13021920	Extracts and tinctures of cannabis	0	6	0	645
13021940	Vegetable saps and extracts of pyrethrum or of the roots of plants containing rotenone	9 354	35 125	196 758	532 967
13021950	Vegetable saps and extracts of japan (or Chinese) lacquer (natural lacquer)	15 910	20 490	279 812	749 044
13021990	oth vegetable saps and extracts, oth than of opium, liquorice, hops, ephedra, oth than 13021920 - 13021950	32 993	66 472	1 285 470	2 607 808
13022000	Pectic substances, pectinates and pectates	63 807	82 201	767 688	1 121 941
13023100	Mucilages and thickeners, whether or not modified, of Agar-agar	250	351	13 113	21 146
13023200	Mucilages and thickeners, whether or not modified, derived from	709 253	1 191 931	2 069 023	3 549 780
13023911	Carrageenan powder, Semirefined	450	1 650	18 900	40 145
13023912	Carrageenan powder, Refined	55 100	105 100	760 635	930 835
13023913	Carrageenan, alkali treated carrageenan chips (ATCC)	117	145	3 165	3 719
13023919	oth carrageenan, oth than semirefined powder, refined powder, alkali treated carrageenan chips (ATCC)	2 000	2 004	24 336	24 426
13023990	Mucilages & thickeners,whth/ not modified,derived frm vegetable products,oth than 13023911-13023919	179 117	386 615	1 189 034	2 243 308
14011000	Bamboos, of a kind used primarily for plaiting	94 125	151 781	224 406	328 879
14012029	Split-core rattans more than 12 mm in diameter, of a kind used primarily for plaiting	17	17	369	369
14012090	Oth rattans, oth than whole rattan, split-core rattan, split-skin rattan, of a kind used primarily for plaiting	1	1	29	29
14049020	Vegetable products nec or included of a kind used primarily in tanning or dyeing, oth than cotton linters	0	670	0	3 424
14049099	Vegetable products nec or included oth used primarily in tanning/ dyeing,oth than14049091 - 14049092	63 801	70 806	40 126	101 787
15019000	Poultry fat, oth than that of heading 0209 or 1503	59 600	72 080	93 575	115 208
15029090	Fats of bovine animals, sheep or goats, oth than those of heading 1503, non-edible, oth than tallow	16	16	10	10
15030090	Lard oil, oleo-oil and tallow oil, not emulsified or mixed or othwise prepared	1	1	42	42
15041090	Fish-liver oils and their fractions oth than solid fraction	15 203	76 003	25 477	126 709
15042010	Fats and oils and their fractions, of fish, oth than liver oils, solid fractions	18 224	18 224	352 479	352 479
15042090	Fats and oils and their fractions, of fish, oth than liver oils,oth than solid fractions	452 809	1 073 723	753 979	1 741 218
15050010	Lanolin	16 740	32 040	180 765	311 525
15050090	Wool grease and fatty substances derived therefrom, excluding lanolin	217	224	6 163	6 670

https://www.bps.go.id

I.3. IMPOR MENURUT KOMODITI / IMPORT BY HS COMMODITY

***** FEBRUARI / *FEBRUARY 2022* *****

H S	Uraian Komoditi/*Commodity Description*	Berat bersih/*Net weight* (Kg)		Nilai/*Value CIF* (US$)	
		Bulan ini *Current month*	Kumulatif *Cum. Jan. to date*	Bulan ini *Current month*	Kumulatif *Cum. Jan. to date*
15060000	oth animal fats and oils and their fractions, whether or not refined, but not chemically modified	20 600	27 590	34 917	54 314
15071000	Crude soya-bean oil, whether or not degummed	0	427	0	6 990
15079010	Fractions of unrefined soyabean oil	10 000	10 000	22 300	22 300
15079090	Soya-bean oil and its fractions, refined, but not chemically modified, oth than crude-oil	3 479 370	6 777 680	5 979 798	11 445 765
15089000	Ground-nut oil and its fractions, whether or not refined, but not chemically modified, oth than crude oil	135	11 661	1 365	50 489
15091010	Virgin olive oil, in packings of a net weight not exceeding 30 kg	143 570	225 214	755 177	1 232 105
15091090	Virgin olive oil, in packings of a net weight exceeding 30 kg	15 204	85 700	65 243	295 400
15099019	Fractions of unrefined zaitun oil in packings of a net weight exceeding 30 kg	4 000	4 000	13 192	13 192
15099091	Fractions of refined zaitun oil in packings of a net weight not exceeding 30 kg	0	1 636	0	10 234
15099099	Fractions of refined zaitun oil in packings of a net weight exceeding 30 kg	19 954	54 719	130 938	292 725
15100090	Oth oils & their fractions of olives,refined,not chemically modified,incld blends/ fractions 1509,oth crude zaitun oil	0	43 042	0	106 909
15119020	Refined palm oil	7 749	7 824	15 654	15 913
15119032	Solid fractions of refined palm oil, with iodine value exceeding 40	0	75	0	407
15119036	Liquid fractions of refined palm oil, in packing of a net weight not exceeding 25 kg	1 007	2 007	2 516	4 401
15119037	Liquid fractions of refined palm oil, with iodine value 55 or more	0	17	0	154
15119039	Liquid fractions of refined palm oil, in packing of a net weight exceeding 25 kg, with iodine value more than 60	15 200	30 940	27 360	55 167
15119042	Solid fractions of unrefined palm oil, with packing of a net weight <25 kg	1 250	1 250	6 082	6 082
15119049	Solid fractions of unrefined palm oil, with packing of a net weight >25 kg	15 200	30 887	28 424	58 986
15121100	Crude oil of sunflowerseed or safflower oil	7	371	8	1 380
15121910	Fractions of unrefined sunflowerseed oil or safflower oil	6 612	34 436	13 234	74 452
15121920	Fractions of refined sunflowerseed oil or safflower oil	106 301	134 236	216 659	284 776
15121990	Fractions of sunflowerseed oil or safflower oil, oth than 15121910-20	275 898	733 306	560 619	1 393 159
15131100	Crude oil of coconut (copra) oil	7 478 651	7 478 651	14 007 763	14 007 763
15131910	Fractions of unrefined coconut oil, not chemically modified	0	18 507	0	59 062
15131990	Coconut (copra) oil and its fractions, not chemically modified, oth than crude oil and oth than 15131910	1 348	1 356	4 406	4 461
15141910	Fractions of unrefined of low erucic acid rape or colza oil, not chemically modified	18	18	220	220
15141920	Fractions of refined of low erucic acid rape or colza oil, not chemically modified	302 490	588 200	584 219	1 184 037
15141990	Low erucic acid rape or colza oil, not chemically modified, oth than crude oil and 15141910-20	156 945	261 454	375 300	643 576
15149110	Crude oil of oth rape or colza oil	33	446	83	1 121
15149190	Crude oil of mustard	52	97	340	679
15149910	Fractions of unrefined oth rape/colza/mustard oil, not chemically modified	47	47	1 018	1 018
15149990	Fractions of refined oth rape/colza/mustard oil, not chemically modified	112	15 312	959	28 513
15151900	Linseed oil and its fractions, oth than crude oil, not chemically modified	60 351	314 951	153 083	704 136
15152100	Crude oil of maize (corn) oil	5 233	5 233	12 318	12 318
15152911	Solid fractions of unrefined maize (corn) oil, but not chemically modified	0	1	0	127
15152919	Fractions of unrefined maize (corn) oil, oth than solid but, not chemically modified	21 693	43 757	46 263	101 741
15152999	Fractions of refined maize (corn) oil, oth than solid, but not chemically modified	340 997	477 681	773 862	1 097 246
15153010	Crude oil of castor oil, but not chemically modified	187	187	782	782

https://www.bps.go.id

I.3. IMPOR MENURUT KOMODITI / IMPORT BY HS COMMODITY

***** FEBRUARI / *FEBRUARY 2022* *****

H S	Uraian Komoditi/*Commodity Description*	Berat bersih/*Net weight* (Kg)		Nilai/*Value CIF* (US$)	
		Bulan ini *Current month*	Kumulatif *Cum. Jan. to date*	Bulan ini *Current month*	Kumulatif *Cum. Jan. to date*
15153090	Castor oil and its fractions, oth than crude oil, but not chemically modified	149 121	398 958	318 157	845 946
15155020	Fractions of unrefined sesame oil, but not chemically modified	1 911	3 472	12 605	19 105
15155090	Sesame oil and its fractions, oth than crude oil and fractions of unrefined oil	102 303	252 005	801 244	1 471 350
15159011	Crude oil of Illipe nut oil, but not chemically modified	2 762	2 787	39 756	40 233
15159012	Fractions of unrefined oil, but not chemically modified	0	1 013	0	4 225
15159019	Illipe nut oil, but not chemically modified, oth than crude oil and fractions of unrefined oil	304	304	10 148	10 148
15159029	Tung oil, oth than crude oil and fractions of unrefined oil, but not chemically modified	0	14 003	0	28 058
15159031	Crude oil of Jojoba oil but not chemically modified	150	200	3 363	4 926
15159039	Jojoba oil, oth than crude oil and fractions of unrefined oil, but not chemically modified	30	82	3 592	5 674
15159091	Crude oil of oth fixed vegetable fats and oils, nec in heading 1515	53	254 073	1 828	212 665
15159099	Oth fixed vegetable fat & oil, nec in heading 1515, oth than crude oil and unrefined fraction, not chemically modified	19 793	49 307	89 195	219 785
15161020	Animal fats and oils and their fractions, re-esterified, but not further prepared	0	1	0	41
15161090	Animal fats and oils and their fractions, not re-esterified, but not further prepared	4	4	8	8
15162011	Vegetable fats and oils and their fractions of soya beans, reesterified, but not further prepared	0	36 000	0	140 400
15162012	Vegetable fats and oils and their fractions of oil palm fruit, crude, reesterified, but not further prepared	20 000	20 040	59 000	59 341
15162013	Vegetable fats and oils & their fractions of oil palm fruit, oth than crude, reesterified, but not further prepared	56 020	131 650	93 007	212 305
15162014	Vegetable fats and oils and their fractions of coconuts, reesterified,	197	197	1 805	1 805
15162016	Vegetable fats & oils and their fractions of palm kernels, refined, bleached and deodorized (RBD), reesterified	3 686	3 686	10 724	10 724
15162019	Vegetable fats and oils and their fractions, reesterified, but not	2	2	6	6
15162031	Vegetable fats&oils & their fractions of groundnuts, coconuts, soya beans, hydrogenated, in flakes, not further prepared	500	2 100	900	7 645
15162034	Vegetable fats & oils & their fractions of palm oil, hydrogenated, in flakes, not further prepared	0	16 000	0	25 760
15162039	Vegetable fats and oils and their fractions, hydrogenated, but not further prepared, nec in heading 15162031-35	45 431	108 241	133 350	299 429
15162041	Vegetable fats & oils & their fractions of castor seeds (Opal wax),	1 180	2 574	12 894	28 710
15162046	Vegetable fats & oils & their fractions of palm oil fruit, hydrogenated, in oth forms, not further prepared	46 000	162 210	78 930	264 544
15162047	Vegetable fats & oils & their fractions of palm oil kernels, hydrogenated, in oth forms, not further prepared	119 030	407 450	254 056	960 228
15162048	Vegetable fats & oils & their fractions of soya beans, hydrogenated, in oth forms, not further prepared	80 650	80 650	166 947	166 947
15162049	Vegetable fats&oils & their fractions, hydrogenated, in oth forms, not further prepared, nec in heading 15162041-48	15 800	32 600	113 765	226 019
15162053	Vegetable fats & oils & their fractions of soya beans, interesterified, not further prepared	0	100 800	0	238 190
15162054	Vegetable fats & oils & their fractions of groundnuts, palm oil & coconuts, interesterified, not further prepared	236 530	355 110	565 923	855 857
15162062	Refined palm stearin, with an iodine value not exceeding 48, bleached & deodorised (RBD), not further prepared	1 080	1 080	8 669	8 669
15162092	oth fats & oils of linseed, not further prepared	26	26	1 385	1 385
15162093	oth fats & oils of olives, not further prepared	519	625	5 336	5 442
15162094	oth fats & oils of soya beans, not further prepared	2 600	2 600	14 141	14 141
15162096	Refined, bleached and deodorised (RBD) palm kernel stearin, not	0	26	0	1 167
15162098	oth fats & oils of groundnuts, palm oils, or coconuts, not further prepared	2 000	2 000	37 418	37 418
15162099	oth vegetable fats and oils and their fractions, not further prepared, nec in heading 15162091-98	255 900	790 800	754 106	2 113 115

https://www.bps.go.id

I.3. IMPOR MENURUT KOMODITI / IMPORT BY HS COMMODITY

***** FEBRUARI / *FEBRUARY 2022* *****

H S	Uraian Komoditi/*Commodity Description*	Berat bersih/*Net weight* (Kg)		Nilai/*Value CIF* (US$)	
		Bulan ini *Current month*	Kumulatif *Cum. Jan. to date*	Bulan ini *Current month*	Kumulatif *Cum. Jan. to date*
15171010	Margarine, excluding liquid margarine, in airtight container for retail sale	64 082	88 957	126 438	175 388
15171090	Margarine, excluding liquid margarine, oth than in airtight container for retail sale	239 311	440 201	1 443 177	2 193 228
15179010	Imitation ghee	21 000	21 030	33 600	34 080
15179020	Liquid margarine	1	3 001	27	24 594
15179030	Margarine of a kind used as mould release preparations	3 600	3 600	4 298	4 298
15179043	Shortening	91 877	208 567	186 054	439 397
15179050	oth solid mixtures or preparations of vegetable fats or oils or of their fractions	4 527	30 690	7 374	77 705
15179062	oth liquid mixtures/preparations of vegetable fats or oils or of their	45 342	133 038	141 653	361 163
15179063	Oth liquid mixtures/preparations of vegetable fats/oils/of their	63 473	651 228	147 701	1 509 233
15179064	Oth liquid mixtures/preparations of vegetable fats/oils/of their fractions, oth palm oil predominates, packings >25 kg	144 000	273 420	444 240	812 685
15179067	Oth liquid mixtures/preparations of vegetable fats/oils/of their fractions, soya-bean oil/coconut oil predominates	9 164	10 071	30 095	37 422
15179069	Oth liquid mixtures or preparations of vegetable fats or oils or of their fractions, oth than 15179061-68	40 400	105 353	91 708	203 763
15179080	Mixtures or preparations of animal fats or oils or of their fractions	760	760	20 196	20 196
15179090	oth mixtures or preparations of animal fats or oils or of their fractions, nec in 151790	85 092	192 050	414 132	1 023 869
15180014	Groundnut/soyabean/palm/coconut oil, boiled/oxidised/ dehydrated/sulphurised/blown/ polymerised /chemically modified	239 000	511 500	440 631	945 793
15180015	Linseed oil & its fractions, boiled/oxidised/ dehydrated/sulphurised/blown/ polymerised /chemically modified	0	36 290	0	105 546
15180016	Olive oil oil & its fractions, boiled/oxidised/ dehydrated/sulphurised/blown/ polymerised /chemically modified	16 000	16 000	37 600	37 600
15180019	oth fats & oil & its fractions, boiled/oxidised/ dehydrated/sulphurised/blown/ polymerised /chemically modified	25 990	91 156	58 895	217 280
15180020	Inedible mixtures or preparations of animal fats or oils or of fractions of different fats or oils	45	45	368	368
15180036	Inedible mixtures or preparations of soya beans or coconuts	0	38 000	0	72 160
15180039	oth inedible mixtures or preparations of vegetable fats or oils or of fractions of different fats or oils	31 194	96 262	142 715	339 469
15180060	Inedible mixtures/preparations of animal fats/oils or of fractions thereof and vegetable fats/oils/fractions thereof	0	75	0	1 001
15200090	Glycerol, glycerol waters and glycerol lyes, oth than crude glycerol	40 052	40 059	98 910	99 016
15211000	Vegetable waxes, whether or not refined or coloured	4 870	15 832	68 910	222 266
15219010	Beeswax and oth insect waxes, whether or not refined or coloured	0	6 001	0	50 185
15220090	Residues resulting from the treatment of fatty substances or animal or vegetable waxes	500 000	1 000 000	620 239	1 270 346
16010010	Sausages & similar products of meat/meat offal/blood, food	1	2	50	119
16010090	Sausages & similar products of meat/meat offal/blood, food preparation base on it, oth than 16010010	53	53	452	452
16023191	Meat, meat offal or blood, mechanically deboned or separated meat of turkey, not in airtight container for retail sale	30	30	379	379
16023199	Oth prepared/preserved meat, meat offal/blood of turkeys, not in airtight containers for retail sale, oth than 16023191	19	19	221	221
16024190	Hams and cuts thereof of swine, not in airtight containers for retail sale	117	117	3 911	3 911
16024911	Prepared or preserved of swine luncheon meat in airtight containers for retail sale	85 163	95 444	289 875	356 401
16024991	Oth prepared/preserved of swine, incl mixtures, excl luncheon meat, in airtight containers for retail sale	42 494	42 494	198 678	198 678
16025000	Prepared or preserved meat, meat offal or blood of bovine animals	108 379	404 253	798 291	2 761 939
16029090	oth prepared or preserved meat, meat offal or blood of animals, nec in heading 1602	0	9	0	152
16030000	Extracts and juices of meat, fish or crustaceans, molluscs or oth aquatic invertebrates	12 000	30 002	20 280	37 242
16041110	Salmon whole or in pieces, but not minced, in airtight containers for	187	6 235	983	83 370

https://www.bps.go.id

I.3. IMPOR MENURUT KOMODITI / IMPORT BY HS COMMODITY

***** FEBRUARI / *FEBRUARY 2022* *****

H S	Uraian Komoditi/*Commodity Description*	Berat bersih/*Net weight* (Kg)		Nilai/*Value CIF* (US$)	
		Bulan ini *Current month*	Kumulatif *Cum. Jan. to date*	Bulan ini *Current month*	Kumulatif *Cum. Jan. to date*
16041190	Salmon whole or in pieces, but not minced, not in airtight containers for retail sale	0	3	0	79
16041311	Sardines, whole or in pieces, but not minced, in airtight containers	27 032	62 529	101 326	148 943
16041391	Sardinella and bristling or soarts, whole or in pieces, but not	16	16	12	12
16041411	Tunas, whole or in pieces, but not minced, in airtight containers for	83	93	285	415
16041510	Mackerel, whole or in pieces, but not minced, in airtight containers for retail sale	265 514	431 589	455 499	752 039
16041610	Anchovies, whole or in pieces, but not minced, in airtight containers for retail sale	420	420	2 047	2 047
16041710	Eels, whole or in pieces, but not minced, in airtight containers for retail sale	8	8	132	132
16041790	Eels, whole or in pieces, but not minced, not in airtight containers for retail sale	0	11 000	0	310 800
16041930	Oth fish nec in 16041110-16041920, whole or in pieces, but not minced, in airtight containers for retail sale	214	216	961	1 023
16041990	Oth fish nec in 16041110-16041920, whole or in pieces, but not minced, not in airtight containers for retail sale	1 082	1 082	7 709	7 709
16042020	Fish sausages	0	18 404	0	223 870
16042030	Fish ball	48 330	95 062	159 169	293 502
16042040	Fish paste	5 672	5 672	12 649	12 649
16042091	oth prepared or preserved fish nec in heading 160420, in airtight	208 171	499 921	652 346	1 535 050
16042099	oth prepared or preserved fish nec in heading 160420, not in airtight containers for retail sale	46 642	128 886	290 454	666 101
16043100	Caviar	0	19	0	5 469
16043200	Caviar substitutes	4 944	11 300	68 369	173 458
16051090	Crab, prepared or preserved, not in airtight containers for retail sale	11 934	30 972	433 733	1 029 856
16052100	Shrimps and prawns, prepared or preserveed, not in airtight container	4	4	529	529
16052990	oth prepared or preserved shrimps and prawns, nec in 16052100-16052930, in airtight container	11 220	14 070	125 458	144 667
16055410	Cuttle fish and squid, prepared and preserved, in airtight containers	1 110	1 343	6 222	8 471
16055500	Octopus, prepared and preserved	2 400	14 400	19 978	73 678
16055600	Clams, cockles and arkshells, prepared and preserved	0	204	0	1 694
16055710	Abalone, prepared and preserved, in airtight containers for retail sale	0	510	0	9 629
16056100	Sea cucumbers, prepared and preserved	52 922	52 922	532 397	532 397
16056300	Jellyfish, prepared and preserved	7	7	59	59
17011200	Raw sugar of beet sugar in solid form, not containing added flavouring or colouring matter	4	4	1	1
17011400	Raw sugar of oth cane sugar, in solid form, not cont added flavouring/colouring matter	704 806 010	1 208 778 010	342 123 834	587 122 223
17019910	Oth raw sugar in solid form, not containing added flavouring or colouring matter, refined	31 375 000	33 475 000	17 408 404	18 591 797
17019990	Oth raw sugar in solid form, not containing added flavouring or	22 000 002	22 000 002	12 804 033	12 804 033
17021100	Lactose and lactose syrup, cont by 99 % or more lactose, expressed as anhydrous lactose, calculated on the dry matter	3 478 527	7 615 312	5 061 087	10 647 181
17021900	Lactose and lactose syrup, cont less than 99 % lactose, expressed as anhydrous lactose, calculated on the dry matter	216 542	625 366	446 313	1 228 229
17022000	Maple sugar and maple syrup	4 101	14 024	10 986	45 175
17023010	Glucose, not containing fructose or containing in the dry state less than 20 % by weight of fructose	8 990 072	16 365 107	6 083 704	11 091 754
17023020	Glucose syrup, not containing fructose or containing in the dry state less than 20 % by weight of fructose	4 447 120	10 829 470	2 246 850	5 494 346
17024000	Glucose & glucose syrup, cont in the dry state ? 20 % but < 50 % by weight of fructose, excl invert sugar	2 501 771	4 837 621	2 150 952	4 069 408
17025000	Chemically pure fructose	1 389 265	1 935 537	1 216 859	1 718 675
17026010	Fructose fructose in the dry state more than 50% by weight, excluding invert sugar	686 080	2 610 340	272 271	884 958
17026020	Fructose syrup containing in the dry state more than 50 % by	403 923	2 139 180	329 063	1 012 113
17029011	Chemically pure maltose,in dry state w/ fructose 50%	772 203	2 427 954	670 967	1 971 291

https://www.bps.go.id

I.3. IMPOR MENURUT KOMODITI / IMPORT BY HS COMMODITY

***** FEBRUARI / *FEBRUARY 2022* *****

H S	Uraian Komoditi/*Commodity Description*	Berat bersih/*Net weight* (Kg)		Nilai/*Value CIF* (US$)	
		Bulan ini *Current month*	Kumulatif *Cum. Jan. to date*	Bulan ini *Current month*	Kumulatif *Cum. Jan. to date*
17029019	Maltose syrup,in dry state w/ fructose 50%	3 334 907	6 113 463	2 580 004	5 257 658
17029020	Artificial honey,whether/not mixed with natural honey,in dry w/ fructose 50%	58 632	113 750	231 745	322 056
17029030	Flavoured/colourd sugars (excl maltose), in dry w/ fructose 50%	70 120	115 120	119 575	377 875
17029040	Caramel, in dry w/ fructose 50%	648 095	1 317 827	813 466	1 623 885
17029091	Syrup of sugar, in dry state w/ fructose 50%	139 933	340 912	259 940	713 508
17029099	Oth sugar,incl invert sugar and sugar syrup blends, in dry w/ fructose 50%	3 804 571	8 596 728	3 620 936	7 849 008
17031090	Cane molases, not added flavour/colour matter	806 849	1 757 657	160 014	343 452
17039010	Oth molasses result from extract/refine of sugar,add flavour/colour	5 415	23 452	10 268	78 559
17039090	Oth molasses result from extract/refine of sugar, not add flavour/colour	750	8 501 800	46 754	2 146 881
17041000	Chewing gum, whether or not sugar-coated	87 555	448 257	187 347	897 007
17049010	Medicated pastilles & drops, not containing cocoa	2	1 242	16	19 616
17049020	White chocolate, not containing cocoa	59 761	136 824	340 542	723 903
17049091	Oth sugar confectionery,not contcocoa, soft,cont gelatin	739 464	1 904 798	2 067 090	5 380 248
17049099	Oth sugar confectionery,not contcocoa, soft,not cont gelatin	862 875	2 610 961	2 466 173	7 223 949
18010000	Cocoa beans, whole or broken, raw or roasted	20 727 659	41 368 571	49 652 881	99 857 099
18031000	Cocoa paste, defatted	523 995	983 435	1 949 082	3 572 303
18032000	Cocoa paste, wholly or partly defatted	2 546 831	4 122 831	6 117 503	9 975 803
18040000	Cocoa butter, fat and oil	35 652	55 947	165 678	264 200
18050000	Cocoa powder, not containing added sugar or oth sweetening matter	2 802 375	5 779 518	8 155 332	16 515 906
18061000	Cocoa powder, containing added sugar or oth sweetening matter	1 732	265 201	7 020	317 858
18062010	Chocolate confectionery blocks, slabs or bars weighing more than 2 kg	38 910	240 353	196 886	1 109 327
18062090	oth chocolate, liquid,paste,granular/ oth bulk form,packing>2kg	115 640	283 698	539 588	1 240 980
18063100	Filled chocolate confectionary in blocks ,slabs,bars,weight_2kg	78 825	440 798	470 387	2 174 934
18063200	Chocolate confectionary in blocks,slabs bars,not filled,weight_2kg	104 364	498 751	596 954	2 605 120
18069010	Chocolate confectionery in tablets or pastilles	291	291	5 757	5 757
18069030	Food preparations of flour,meal,starch, malt extract, cont 40%_cocoa<50%	239	5 906	2 058	45 261
18069040	Food preparations of head 0401-0404,5% _cocoa<10%,for infants/young children,,not for retail	31	48	432	677
18069090	Oth chocolate and food preparation cont cocoa	886 396	2 061 661	6 414 194	12 490 437
19011010	Preparations suitable for infants or young children of malt extract, not cont or cont < 40%_cocoa, for retail sale	0	5 201	0	69 111
19011020	Preparations suitable for infants/young children of goods of head 0401-0404, not cont or < 5% cocoa , for retail sale	174 299	987 558	1 519 651	7 961 734
19011030	Preparations suitable for infants/young children of soya-bean powder, not or cont < 40%_cocoa, for retail sale	36 005	78 605	106 377	222 141
19011091	Medical foods, preparations for infants/young children, for retail	76 205	498 850	318 167	1 813 741
19011092	Oth medical foods, preparations for children 1-3 years old,w/ cocoa <40%, for retail sale	32 896	34 147	309 035	330 877
19011099	Oth medical foods, preparations for children > 3 years old,w/ cocoa <40%, for retail sale	419 845	593 816	1 734 323	2 529 994
19012010	Mixes and doughs of flour, groats, meal, starch or malt extract, not containing cocoa	477 851	885 446	907 985	1 885 654
19012020	Mixes and doughs of flour, groats, meal, starch or malt extract, containing cocoa	5 379	16 371	16 494	47 206
19012030	oth mixes and doughs for the preparation of bakers' wares of heading 1905, not containing cocoa	96 391	233 687	277 147	633 874
19012040	oth mixes and doughs for the preparation of bakers' wares of	35 101	36 709	72 608	77 152
19019019	Oth than medical foods for infant or young children, not put up for retail sale	190 859	367 594	583 075	1 226 126
19019020	Malt extract for infants or young children, not put up for retail sale	1 497 671	3 177 725	2 174 992	5 103 375
19019031	Filled milk, of goods of heading 0401 to 0404, for infant/young children, not for retail sale	1 384 259	4 333 010	3 592 292	10 809 089
19019032	Oth filled milk, cont cocoa powder of goods of head 0401 to 0404	0	65 200	0	159 166
19019039	oth of goods of head 0401 to 0404	453 124	1 299 783	1 952 677	5 572 178

https://www.bps.go.id

I.3. IMPOR MENURUT KOMODITI / IMPORT BY HS COMMODITY

***** FEBRUARI / *FEBRUARY 2022* *****

H S	Uraian Komoditi/*Commodity Description*	Berat bersih/*Net weight* (Kg)		Nilai/*Value CIF* (US$)	
		Bulan ini *Current month*	Kumulatif *Cum. Jan. to date*	Bulan ini *Current month*	Kumulatif *Cum. Jan. to date*
19019041	Oth soya based preparation, in powder form	355 004	693 004	1 322 699	2 478 357
19019049	Oth soya based preparation, in oth form	11 075	51 019	34 806	260 285
19019091	Medical foods base of soya	0	12 529	0	43 521
19019099	oth medical foods	612 492	1 473 125	1 443 482	3 694 672
19021100	Uncooked pasta, not stuffed/othwise prepared, containing eggs	1 403	4 803	2 512	12 066
19021920	Rice vermicelli (including bee hoon), uncooked, not stuffed/othwise prepared, not cont eggs	25 120	40 034	39 832	64 640
19021931	Transparent vermicelli of corn, uncooked, not cont eggs	536 424	716 216	1 189 944	1 611 046
19021939	oth Transparent vermicelli, uncooked, not cont eggs	2 896	26 975	9 822	58 174
19021940	oth noodles, uncooked, not cont eggs	18 651	31 892	45 534	77 515
19021990	oth pasta, uncooked, not cont eggs	222 495	457 189	329 913	751 349
19022010	Stuffed pasta with meat or meat offal	9 690	14 693	48 883	69 981
19022030	Stuffed pasta with fish, crustaceans or molluscs	280	280	1 794	1 794
19022090	Stuffed pasta with oth, whether or not cooked or othwise prepared	4 846	10 521	28 916	62 367
19023020	Stuffed rice vermicelli (including bee hoon), whether or not cooked or othwise prepared	14 762	42 962	49 081	114 568
19023030	Transparent vermicelli, stuffed, whether or not cooked or othwise prepared	354 364	661 932	451 956	870 040
19023040	oth instant noodles, stuffed, whether or not cooked or othwise prepared	339 865	847 979	1 178 201	3 075 543
19023090	Transparent vermicelli, stuffed, whether or not cooked or othwise prepared	64 896	203 682	125 784	430 476
19024000	Couscous	0	61	0	883
19030000	Tapioca&substitutes thf prep fr starch, in flake,grain,pearl,sifting/ sim form	207 562	371 015	381 440	664 261
19041010	Prep food obtain by the swell/roasting of cereals/cereal products, cont cocoa	456 997	683 557	972 152	1 443 980
19041090	Prep food obtain by the swell/roasting of cereals/cereal products, not cont cocoa	311 131	578 206	1 504 953	2 795 237
19042010	Prepared foods obtained from unroasted cereal flakes	0	402	0	1 121
19042090	Prepared foods obtained from mixtures of unroasted cereal flakes and roasted cereal flakes or swelled cereals	515 069	807 024	1 140 118	1 827 899
19049010	Rice preparations, including pre-cooked rice	65 445	226 036	115 234	310 190
19049090	Oth prepared foods obtained of cereals or cereal products	18 062	48 088	85 418	146 115
19051000	Dry bread, or not containing cocoa	6 020	7 144	13 180	17 158
19052000	Gingerbread and the like	0	1	0	3
19053110	Sweet biscuits, not containing cocoa	431 120	916 396	1 836 682	3 451 896
19053120	Sweet biscuits, containing cocoa	396 740	888 279	1 642 358	3 593 358
19053210	Waffles	0	25 080	0	64 584
19053220	Wafers	318 725	834 326	1 599 047	3 711 062
19054010	Rusk, toasted bread & sim toasted product, not containing added sugar, honey, eggs, fats, cheese or fruit	17 764	27 850	35 559	58 344
19054090	Rusk, toasted bread & sim toasted product, containing added sugar, honey, eggs, fats, cheese or fruit	171 921	349 484	526 401	1 126 587
19059010	Unsweetened teething biscuits	6 008	6 440	44 338	48 871
19059020	Oth unsweetened biscuits	8 773	14 479	40 395	61 995
19059030	Cakes	444 578	1 017 672	1 534 315	3 443 216
19059040	Pastries	16 566	29 424	50 074	104 071
19059070	Communion wafers, sealing wafers, rice paper and similar products	4 032	27 475	9 756	70 381
19059080	oth crisp savoury food products	409 746	908 065	2 996 673	6 361 462
19059090	oth baker wares	529 479	1 364 666	1 034 634	2 678 731
20011000	Cucumbers and gherkins, prepared or preserved by vinegar or acetic acid	14 292	26 237	22 184	40 803
20019010	Onions, prepared or preserved by vinegar or acetic acid	503	503	4 737	4 737
20019090	Oth Vegetables, fruit, nuts and oth edible parts of plants, prepared	63 533	108 356	79 865	155 968
20021000	Tomatoes, whole or pieces, prepared or preserved othwise than by vinegar or acetic acid	97 403	115 540	101 065	125 333
20029010	Tomato paste, prepared or preserved othwise than by vinegar or acetic acid	1 209 224	2 519 848	1 196 409	2 468 483
20029020	Tomato powder, prepared or preserved othwise than by vinegar or acetic acid	240	67 260	1 392	201 002

https://www.bps.go.id

I.3. IMPOR MENURUT KOMODITI / IMPORT BY HS COMMODITY

***** FEBRUARI / *FEBRUARY 2022* *****

H S	Uraian Komoditi/*Commodity Description*	Berat bersih/*Net weight* (Kg)		Nilai/*Value CIF* (US$)	
		Bulan ini *Current month*	Kumulatif *Cum. Jan. to date*	Bulan ini *Current month*	Kumulatif *Cum. Jan. to date*
20029090	oth tomato prepared or preserved	16 422	28 522	76 508	119 951
20031000	Mushrooms of the genus Agaricus, prepared or preserved othwise than by vinegar or acetic acid	145 657	362 739	257 583	555 503
20039010	Tuffles, prepared or preserved othwise than by vinegar or acetic acid	1 056	1 673	21 378	30 308
20039090	Oth mushrooms, prepared or preserved otherwise than by vinegar or acetic acid	918	3 915	7 151	23 500
20041000	Potatoes, prepared or preserved othwise than by vinegar or acetic acid, frozen, oth than products of heading 2006	3 476 486	9 174 059	3 812 416	9 876 060
20049090	Oth vegetables &mixtures of vegetables, frozn,prep/presrv by	23 534	23 938	38 143	40 589
20051090	Homogenis vegetabl in airtightcontainer not frozn,not prep/presrv	3 200	3 200	7 491	7 491
20052011	Potatoe chip&stick in airtight container not frozn,not prep/presrv by vinegar/ace, retail sale	7 398	17 848	22 521	111 392
20052019	Potatoe chip&stick in airtight container not frozn,not prep/presrv by vinegar/ace, not retail sale	45	47	319	342
20052099	Oth potatoe in airtight container not frozn,not prep/presrv by vinegar/ace, not retail sale	379	9 808	28 263	88 988
20054000	Peas, prepared or preserved othwise than by vinegar or acetic acid,	12 697	67 989	19 757	61 398
20055100	Beans, shelled, prepared or preserved othwise than by vinegar or	77 304	111 787	110 792	170 761
20055990	Oth veg prepared/preserved othwise than by vinegar or acetic acid, not frozen, in airtight containers, not retail sale	36 908	44 426	53 911	74 091
20056000	Asparagus, not frozen, not prepared or preserved by vinegar or acetic acid	5 160	25 285	7 000	32 218
20057000	Olives, not frozen, not prepared or preserved by vinegar or acetic acid	908	28 971	5 995	78 467
20058000	Sweet corn-zea mays varsaccharata,not frozen,not prep by vinegar/actc acid	150 580	273 036	368 590	602 718
20059100	Bamboo shoots,not frozen,not prepared by vinegar/acid	143	3 800	1 501	6 605
20059910	Oth vegetabl&mixtr of vegt in airtight containr for retail sale	32 564	49 998	90 212	163 917
20059990	Oth vegetabl&mixtr of vegt in airtight containr, not retail sale	318 033	881 869	819 455	2 263 466
20060000	Vegetables, fruit, nuts, fruit-peel and oth parts of plants, preserved by sugar (drained, glace or crystallised)	98 691	230 206	134 760	269 651
20071000	Jams,fruit jellies, marmalades,fruit/nut, homogenised preparations, obtained by cooking, won cont added sugar/oth sweet	476	34 984	1 057	32 965
20079100	Jams, fruit jellies, marmalades, fruit puree and fruit pastes oth than citrus fruit	1 058	1 179	4 451	5 533
20079910	Fruit pastes oth than of mangoes, pineapples or strawberries	21 801	46 518	44 891	86 458
20079920	Jams and fruit jellies oth than of mangoes, pineapples or strawberries	253 409	463 278	570 714	1 047 425
20079990	Fruit pastes of mangoes, pineapples or strawberries	1 101 206	2 786 030	1 638 667	3 325 882
20081110	Roasted ground nuts, othwise prepared / preserved	646	3 227	3 883	12 059
20081120	Peanut butter, othwise prepared / preserved	116 505	332 898	434 515	1 283 567
20081190	Oth ground nuts, othwise prepared / preserved	9 069	17 872	17 033	71 533
20081910	Cashew, incl mixtures,othwise prepared or preserved	13 120	18 932	88 444	150 867
20081991	Roasted cashew, incl mixtures,othwise prepared or preserved	584 763	1 221 039	854 182	1 964 227
20081999	oth nuts and seeds, othwise prepared or preserved	104 430	148 373	544 414	709 348
20082010	Pineapples, othwise prepared/preserved, In airtight containers for	17 628	17 628	24 461	24 461
20083010	Citrus fruits, othwise prepared/preserved, containing added sugar or oth sweetening matter or spirit	280 333	1 077 174	426 256	1 323 826
20083090	Citrus fruits, othwise prepared/preserved, not containing added sugar or oth sweetening matter or spirit	206 494	430 865	263 828	537 692
20086010	Cherries, othwise prepared/preserved, containing added sugar or oth sweetening matter or spirit	78 312	192 221	241 146	605 519
20086090	Cherries, othwise prepared/preserved, not containing added sugar or oth sweetening matter or spirit	14	11 774	79	58 526
20087010	Peaches,cont added sugar/oth sweetning matter/spirit otw prepared/preserved	17 820	62 633	40 320	104 420
20087090	Peaches, not cont added sugar/oth sweetning matter/spirit otw prepared/preserved	105	167	336	887

https://www.bps.go.id

I.3. IMPOR MENURUT KOMODITI / IMPORT BY HS COMMODITY

***** FEBRUARI / *FEBRUARY 2022* *****

H S	Uraian Komoditi/*Commodity Description*	Berat bersih/*Net weight* (Kg)		Nilai/*Value CIF* (US$)	
		Bulan ini *Current month*	Kumulatif *Cum. Jan. to date*	Bulan ini *Current month*	Kumulatif *Cum. Jan. to date*
20088000	Strawberries, cont added sugar/oth sweetning matter/spirit otw prepared/preserved	3 240	4 072	117 015	135 447
20089310	Cranberries (Vaccinium macrocarpon, Vaccinium oxycoccos, etc), containing added sugar or oth sweetening matter or spirit	0	123	0	646
20089390	Cranberries (Vaccinium macrocarpon, V oxycoccos, V vitisidaea), not cont added sugar or oth sweetening matter or spirit	32	32	22	22
20089710	Mix of stems,roots&oth edible parts of plants,not incl fruits/nuts won contain added sugar/oth sweetener or spirit	0	31 488	0	52 480
20089720	Mixture of oth stems,roots&oth edible parts of plants,not incl fruits/nuts, contain added sugar/oth sweetener or spirit	35 618	59 029	81 000	118 066
20089790	Oth mixtures othwise prep/preserved	465	2 565	3 836	10 324
20089910	Lychees, othwise prepared or preserved	63 943	307 761	104 296	537 866
20089920	Longans, othwise prepared or preserved	141 024	335 928	293 696	682 441
20089930	Stem,root&othedible part of plant not inc friuts or nuts, otw prep/preserved	24 267	33 849	120 911	168 537
20089940	Othwise prepared or preserved, added sugar/sweetening matter or spirit	41 157	69 778	133 572	191 697
20089990	Othwise prepared or preserved, not added sugar/sweetening	25 503	37 046	138 725	243 773
20091100	Orange juice, frozen	898 186	1 274 774	1 086 415	1 875 570
20091200	Orange juice, not frozen, of a brix value not exceeding 20	34 237	53 490	93 181	144 397
20091900	Oth orange juice	10 606	12 428	11 189	20 241
20092100	Grapefruit (including pomelo) juice, of a brix value not exceeding 20	360	19 151	865	18 096
20092900	oth grapefruit juice	36 002	54 002	240 492	356 592
20093100	Juice of any oth single citrus fruit, of a brix value not exceeding 20	2 179	3 915	13 666	18 948
20093900	oth juice of any oth single citrus fruit	289	7 464	338	34 122
20094100	Pineapple juice, of a brix value not exceeding 20	141	141	481	481
20094900	oth pineapple juice	21	2 771	19	7 183
20095000	Tomato juice	115	290	106	1 131
20096100	Grape juice (including grape must), of a brix value not exceeding 20	12 940	106 395	26 406	235 803
20096900	oth grape juice	60 704	94 399	176 147	280 660
20097100	Apple juice, of a brix value not exceeding 20	9 547	13 099	13 268	18 033
20097900	Oth apple juice	140 052	233 563	194 811	382 044
20098190	Cranberry juice not suitable for infants or young children	3	14 603	19	117 144
20098910	Blackcurrant juice	11 880	33 000	20 025	157 767
20098999	Blackcurrant juice, not suitable for infants or young children	363 724	829 710	560 851	1 328 733
20099091	Mixtures of juices, ready for immediate consumption	52 064	57 638	169 482	194 348
20099099	Mixtures of juices, not ready for immediate consumption	42 483	64 074	67 165	179 352
21011110	Instant coffee	594 070	2 060 998	3 433 825	11 476 161
21011190	Extracts, essences and concentrates oth than coffee	3 030	5 772	71 812	183 777
21011210	Mixtures in paste form with a basis of ground roasted coffee, containing vegetable fats	4 472	10 158	25 043	54 892
21011291	Coffee preparation with a basis of extracts, essences or concentrate containing added sugar, won containing creamer	210 483	904 072	1 124 961	4 840 058
21011292	Coffee preparation with a basis of ground roasted coffee containing added sugar, whether or not containing creamer	852	7 704	957	78 472
21011299	Mixtures in pasta form w/ a basis of ground roastd coffee,cont	1 825	29 012	42 072	169 908
21012020	Tea extracts for the manufacture of tea preparations, in powder	18 219	33 927	160 370	406 274
21012030	Preparations of tea consisting of a mixture of tea, milk powder and sugar	9 320	15 485	41 362	78 086
21012090	Oth extract,essence,concentrate, of tea or mate & prep milk powder and sugar	65 803	554 124	459 247	3 050 903
21013000	Roasted chicory and oth roasted coffee substitutes, and extracts, essences and concentrates thereof	92 850	92 975	79 832	89 141
21021000	Active yeasts	374 371	1 138 068	1 205 391	3 401 799
21022010	Inactive yeasts, of a kind used in animal feeding	52 151	80 716	109 707	295 646
21022090	Inactive yeasts, of a kind not used in animal feeding	286 080	591 713	623 436	1 159 237
21023000	Prepared baking powders	299 985	628 200	1 114 542	2 716 954
21031000	Soya sauce	1 427 578	2 486 098	1 558 582	2 704 716
21032000	Tomato ketchup and oth tomato sauces	74 596	325 331	133 586	567 277
21033000	Mustard flour and meal and prepared mustard	25 018	37 862	126 127	194 591
21039011	Chilli sauce	125 884	188 699	203 465	308 377

https://www.bps.go.id

I.3. IMPOR MENURUT KOMODITI / IMPORT BY HS COMMODITY

***** FEBRUARI / *FEBRUARY 2022* *****

H S	Uraian Komoditi/*Commodity Description*	Berat bersih/*Net weight* (Kg)		Nilai/*Value CIF* (US$)	
		Bulan ini *Current month*	Kumulatif *Cum. Jan. to date*	Bulan ini *Current month*	Kumulatif *Cum. Jan. to date*
21039012	Fish sauce	95 632	249 424	113 513	300 242
21039013	Oth sauce	653 891	1 379 053	1 627 205	3 765 432
21039019	Oth mixed condiments and mixed seasonings	2 005 742	3 856 788	3 541 958	6 781 733
21039021	Shrimp paste including (blachan)	456	463	3 253	3 342
21039029	Oth mixed condiments and mixed seasonings	147 009	374 901	702 087	1 679 682
21041019	Soups and broths & preparation therefor containing meat, not suitable for infants or young children	12 977	25 893	37 890	118 013
21041099	Soups and broths & preparation therefor not containing meat, not suitable for infants or young children	552 218	976 249	2 815 382	4 943 932
21042019	Homogenised composite food prepartion, containing meat, not suitable for infants or young children	998	998	4 146	4 146
21042091	Homogenised composite food prepartion, not containing meat, suitable for infants or young children	691	1 812	6 647	17 225
21042099	Homogenised composite food prepartion, not containing meat, not suitable for infants or young children	903	1 165	2 167	2 873
21050000	Ice cream and oth edible ice, whether or not containing cocoa	250 198	529 764	1 184 499	2 116 564
21061000	Protein concentrates and textured protein substances	1 487 142	3 275 190	4 418 503	10 019 023
21069011	Dried bean curd and dried bean curd stick	18 450	40 813	130 761	215 846
21069012	Fresh soybean curd (tofu)	89	134	3 290	6 818
21069019	Oth, fresh tofu, dried bean curd and bean curd dry stick	168 680	314 217	1 643 813	3 328 994
21069030	Non-dairy creamer	5 287 902	13 441 655	11 171 899	27 098 827
21069041	Autolysed yeast extracts in powder form	247 541	603 935	1 996 347	3 743 220
21069049	Autolysed yeast extracts not in powder form	202 950	571 213	906 753	2 218 374
21069053	Ginseng based products	1 679	4 351	147 535	252 582
21069054	Oth preparations of a kind used as raw material for the manufacture of composite concentrates	16 154	99 852	264 221	954 531
21069055	oth, composite concentrates for simple dilution with water to make beverages	259 246	666 574	2 945 894	7 284 575
21069059	Non-alcoholic preparations of a kind used for the making/for the manufacture of beverages oth than HS 21069053-21069055	356 919	917 953	2 887 823	10 334 864
21069062	Preparations of a kind used as raw material for the manufacture of alcoholic beverage, not in liquid form	0	2	0	42
21069069	Alcoholic preparations of a kind used for the making or for the	18	24	172	757
21069071	Food supplements based on ginseng	237	471	10 620	21 120
21069072	Oth food supplements	133 146	308 586	5 637 179	11 741 298
21069073	Fortificant premixes	220 670	449 211	1 581 904	3 347 393
21069089	Oth than food preparations for lactase deficient infants or young children	30 987	31 492	532 082	546 529
21069091	Oth, mixtures of chemicals with foodstuffs or oth substances with nutritive value, of a kind used for food processing	65 186	198 559	420 814	1 529 043
21069092	Flavoured or coloured syrups	303 004	1 085 940	906 455	3 456 460
21069095	Seri kaya	226	226	1 614	1 614
21069096	oth medical foods	154 695	370 557	1 980 951	4 531 716
21069098	Oth flavouring preparations	1 226 681	2 273 914	6 273 630	12 599 375
21069099	Other Food preparations not elsewhere specified or included, oth than HS 21069091 - 21069098	1 506 182	3 545 971	7 166 033	16 461 670
22011010	Mineral waters	22 218	22 227	54 930	55 237
22011020	Aerated waters	5 934	14 008	8 673	15 730
22019010	Ice and snow	0	1	0	7
22019090	Oth ice and snow	3	5	418	477
22021010	Sparkling mineral waters or aerated waters, flavoured	233 058	543 517	264 314	535 966
22021090	oth than sparkling mineral waters or aerated waters, flavoured	4 825 310	11 375 979	3 148 725	6 565 900
22029910	Flavoured UHT milk drinks	3	3	48	48
22029920	Soya milk drinks	2 667 749	5 613 877	1 822 660	3 790 344
22029940	Coffee based drinks or coffee flavoured drinks	1 807 791	3 257 399	2 036 041	3 551 511
22029950	Oth non-aerated beverages ready for immediate consumption without dilution	3 640 367	8 761 701	3 370 189	7 794 714
22029990	Alcoholic beer oth than Flavoured UHT milk,Soya milk drink, CoffeeBased drink/coffee flavoured drink&non-aerated beverage	1 534 818	3 627 698	1 334 125	2 966 570
22030011	Stout or porter of an alcoholic strength by volume not exceeding 58 % vol	2 659	2 659	10 513	10 513

https://www.bps.go.id

I.3. IMPOR MENURUT KOMODITI / IMPORT BY HS COMMODITY

***** FEBRUARI / *FEBRUARY 2022* *****

H S	Uraian Komoditi/*Commodity Description*	Berat bersih/*Net weight* (Kg)		Nilai/*Value CIF* (US$)	
		Bulan ini *Current month*	Kumulatif *Cum. Jan. to date*	Bulan ini *Current month*	Kumulatif *Cum. Jan. to date*
22030091	Oth stout or porter, including ale of an alcoholic strength by volume not exceeding 58 % vol	6 303	6 303	7 224	7 224
22041000	Sparkling wine	129	129	632	632
22042111	Wine in container holding 2 l or less of on alcoholoc strength by volume not exceeding 15 % vol	68 975	68 975	155 031	155 031
22042113	Wine in container holding 2 l or less of on alcoholoc strength by volume exceeding 15 % vol but not exceeding 23 % vol	1 232	1 232	8 238	8 238
22042122	Grape must with fermentation prevented or arrested by the addition of alcohol, in container holding<=2 l by vol >15 %	30	31	403	439
22042911	Wine in container holding more than 10 l of an alcoholic strength by volume not exceeding 15 % vol	1 874	1 874	28 243	28 243
22051010	In containers holding 2 l or less of an alcoholic strength by volume not exceeding 15 % vol	101	101	500	500
22051020	In containers holding 2 l or less of an alcoholic strength by volume exceeding 15 % vol	1 206	1 206	3 186	3 186
22060020	Sake	935	8 436	1 139	29 307
22060099	oth rice wine	1	1	50	50
22071000	Undenatured ethyl alcohol of an alcoholic strength by volume of 80 % vol or higher	132 980	2 575 924	142 355	2 400 427
22072011	Ethyl alcohol of an alcoholic strength by volume exceeding 99 % vol	0	29	0	1 474
22072019	Ethyl alcohol of an alcoholic strength by volume not exceeding 99 % vol	9 900	13 140	19 615	28 252
22072090	Undenatured ethyl alcohol, including methylated spirits	5 047	5 100	18 051	18 624
22082050	Brandy	790	790	3 900	3 900
22082090	Oth than brandy	293	293	1 295	1 295
22083000	Whiskies	29 570	29 572	131 877	131 945
22085000	Gin and Geneva	9 836	9 836	48 342	48 342
22086000	Vodka	24	24	197	197
22087010	Liqueurs and cordials of an alcoholic strength by volume not exceeding 57 % vol	10 092	10 092	34 400	34 400
22089040	oth medicated samsu of an alcoholic strength by volume exceeding 40 % vol	2 233	2 233	8 162	8 162
22089050	Arrack or pineapple spirit of an alcoholic strength by volume not exceeding 40 % vol	85	85	248	248
22089099	oth than samsu, arrack and bitters of an alcoholic strength by volume exceeding 114 % vol but not exceed 40 % vol	46 514	46 514	91 100	91 100
22090000	Vinegar and substitutes for vinegar obtained from acetic acid	92 129	227 884	154 121	350 957
23011000	Flours, meals and pellets, of meat or meat offal, greaves	42 088 575	80 202 923	27 838 596	52 312 877
23012010	Flours, meals & pellets, of fish, with a protein content < 60% by weight	72 000	259 000	66 240	261 980
23012020	Flours, meals & pellets, of fish, with a protein content > 60% by weight	369 140	1 087 339	466 633	1 362 134
23012090	Flours, meals & pellets, of crustaceans/molluscs/oth aquatic invertebrates, with a protein > 60 % by weight	8 797 378	16 687 137	4 202 652	8 127 191
23021000	Of maize (corn)	0	60	0	1 131
23024010	Of rice	40	40	851	851
23025000	Of leguminous plants	382 200	968 500	208 112	494 237
23031090	Residues of starch manufacture and similar residues oth than manioc (cassava) or sago	31 311 991	57 190 616	25 025 069	45 373 545
23032000	Beetpulp, bagasse and oth waste of sugar manufacture	50 205	50 205	22 572	22 572
23033000	Brewing or distilling dregs and waste	66 806 954	136 467 197	22 112 219	44 505 018
23040010	Defatted soya-bean flour, fit for human consumption	496 840	868 690	401 604	696 628
23040090	Oth than defatted soya-bean flour, fit for human consumption	380 035 905	662 141 434	193 648 409	334 608 280
23064910	Of oth rape seeds	330 000	1 284 646	124 410	434 670
23065000	Of coconut or copra	80 000	180 000	8 920	20 020
23069090	oth than maize (corn) germ	218 000	1 753 150	67 586	484 269
23070000	Wine lees, argol	12 000	12 000	16 800	16 800
23080000	Veg materials,waste, residues, won in the form of pellets, of a kind used in animal feeding	47 521	72 761	30 415	43 285
23091010	Dog or cat food, put up for retail sale, containing meat	5 014 390	11 466 247	8 982 023	20 483 836

https://www.bps.go.id

I.3. IMPOR MENURUT KOMODITI / IMPORT BY HS COMMODITY

***** FEBRUARI / *FEBRUARY 2022* *****

H S	Uraian Komoditi/*Commodity Description*	Berat bersih/*Net weight* (Kg)		Nilai/*Value CIF* (US$)	
		Bulan ini *Current month*	Kumulatif *Cum. Jan. to date*	Bulan ini *Current month*	Kumulatif *Cum. Jan. to date*
23091090	Dog or cat food, put up for retail sale, not containing meat	3 235 184	5 476 000	4 216 293	7 127 314
23099011	Complete feed of a kind suitable for poultry	145 236	349 230	125 315	265 523
23099012	Complete feed of a kind suitable for swine	6 022 976	15 167 893	3 811 774	9 585 121
23099013	Complete feed of a kind suitable for prawns	1 059 492	3 205 909	1 864 979	4 371 533
23099019	oth than HS 23099011 - 23019014	193 880	460 693	483 353	980 169
23099020	Premixes, feed supplements or feed additives	3 396 613	7 446 020	9 462 093	22 155 994
23099090	oth than premixes, feed supplements or feed additives	745 931	1 062 706	1 092 083	1 727 412
24011010	Tobacco, not stemmed/stripped, virginia type flue-cured'	164 947	369 826	830 196	1 507 025
24011050	Tobacco, not stemmed/stripped, oth than virginia and burley type flue-cured'	0	20 311	0	168 784
24011090	oth than HS 24011010 - 24011050	145 932	497 632	747 995	2 337 179
24012010	Tobacco, partly or wholly stemmed/stripped , virginia type, flue-cured	4 136 190	9 625 587	17 055 920	40 832 089
24012030	Tobacco, partly or wholly stemmed/stripped, oriental type	1 014 446	4 247 879	7 393 230	18 543 552
24012040	Tobacco, partly or wholly stemmed/stripped, burley type	563 765	1 293 231	2 364 395	4 264 813
24012050	Tobacco, partly or wholly stemmed/stripped, oth than virginia, oriental and burley type flue-cured	19	27	210	301
24012090	Tobacco, partly or wholly stemmed/stripped,oth than HS 24012010 - 24012060	640 769	2 040 413	4 055 611	12 292 515
24013010	Tobacco stems	935 185	1 379 941	496 364	767 641
24013090	oth than tobacco stems	869 967	1 161 281	957 731	1 198 887
24021000	Cigars, cheroots and cigarillos, containing tobacco	10 691	33 473	124 809	383 058
24022010	Cigarettes containing tobacco,beedies	0	24	0	1 239
24022020	Cigarettes containing tobacco,clove cigarettes	625 586	1 206 121	6 131 821	11 969 153
24022090	Cigarettes containing tobacco, oth than beedies and clove cigarettes	40 005	280 126	528 869	2 699 294
24029020	Cigarettes of tobacco substitutes	0	1	0	71
24031100	Water pipe tobacco specified in Subheading Note 1 to this Chapter	25 641	25 643	228 300	230 571
24031920	Oth Water pipe tobacco specified in Subhead Note 1 this Chap,Oth manufactured tobacco for the manufacture of cigarettes	422 940	781 715	2 126 259	4 033 087
24031999	Other Water pipe tobacco specified in Subheading Note 1 to this	125 880	363 279	316 186	802 822
24039190	Homogenisedíí or ìreconstitutedî tobacco,oth than packed for retail	166 131	343 772	489 340	982 372
24039910	oth than ìhomogenisedíí or ìreconstitutedî tobacco extracts and essence	6 509	8 884	478 415	745 574
24039990	Oth manufactured tobacco&substitutes,homogenised/ reconstituted tobacco,tob extract&essence,oth than HS 24039910-24039950	100 851	199 117	837 759	2 137 914
25010010	Table salt	81 008	216 022	9 901	39 704
25010020	Unprocessed rock salt	2	2	228	228
25010050	Sea water	27	34	276	516
25010091	Other salt with sodium chloride content more than >60 %&<97 %, calculated on a dry basis,fortified with iodine	2	7	32	75
25010092	Other salt with sodium chloride content >97 % &< 999 %, calculated	175 300 001	198 180 008	5 600 527	6 779 122
25010099	Other salt with sodium chloride content <=60, calculated on a dry basis	5 376	5 408	11 707	12 458
25020000	Unroasted iron pyrites	45 000	65 000	22 350	33 750
25030000	Sulphur of all kinds, other than sublimed sulphur, precipitated sulphur and colloidal sulphur	70 419 310	166 933 084	24 004 495	54 034 146
25041000	Natural graphite in powder or in flakes	131 540	333 772	234 494	461 389
25049000	Other than natural graphite in powder or in flakes	45 009	67 866	23 582	37 691
25051000	Silica sands and quartz sands	718 996	1 312 231	145 962	327 046
25059000	Other than silica sands and quartz sands	229 432	340 267	68 260	131 094
25061000	Quartz	862 254	3 591 838	207 471	665 569
25062000	Quartzite	0	30 005 340	0	2 041 653
25070000	Kaolin and other kaolinic clays, whether or not calcined	6 064 197	15 427 935	1 925 120	5 019 569
25081000	Bentonite	23 807 821	59 731 917	2 680 827	5 408 468
25083000	Fire-clay	1 025 948	2 602 066	529 871	1 372 348
25084010	Fuller's earth	404 300	2 301 157	70 408	351 585
25084090	Other clays than fuller's earth	2 812 138	7 962 008	1 196 578	6 445 591
25085000	Andalusite, kyanite and sillimanite	137 000	317 000	69 350	154 781

https://www.bps.go.id

I.3. IMPOR MENURUT KOMODITI / IMPORT BY HS COMMODITY

***** FEBRUARI / *FEBRUARY 2022* *****

H S	Uraian Komoditi/*Commodity Description*	Berat bersih/*Net weight* (Kg)		Nilai/*Value CIF* (US$)	
		Bulan ini *Current month*	Kumulatif *Cum. Jan. to date*	Bulan ini *Current month*	Kumulatif *Cum. Jan. to date*
25086000	Mullite	448 213	923 213	251 185	453 879
25087000	Chamotte or dinas earths	206 516	463 927	97 384	215 873
25090000	Chalk	145 110	145 110	47 949	47 949
25101010	Natural calcium phosphates, natural aluminium calcium phosphates and phosphatic chalk, unground, apatite	120 000	120 177	145 740	157 948
25102010	Natural calcium phosphates, natural aluminium calcium phosphates and phosphatic chalk, ground, apatite	30	30	10 500	10 500
25102090	Natural calcium phosphates, natural aluminium calcium phosphates	81 765 000	168 827 000	12 752 870	27 345 227
25111000	Natural barium sulphate (barytes)	1 957 540	7 736 204	417 513	1 346 768
25120000	Siliceous fossil meals & similar siliceous earths,whether or not calcined,of an apparent specific gravity of 1 or less	133 833	253 520	89 512	185 765
25131000	Pumice stone	3 407	46 130	17 674	63 269
25132000	Emery, natural corundum, natural garnet and other natural abrasives	1 495 880	2 506 102	595 301	1 167 533
25140000	Slate, whether/not roughly trimmed/merely cut, by sawing/otherwise, into blocks/slabs of a rectangularshape	2	2	363	363
25151100	Marble and travertine crude or roughly trimmed	5	160 475	48	40 166
25151210	Marble & travertine,Merely cut,by sawing/otherwise,into blocks a rectangular (including square) shape blocks	1 220 563	2 917 450	399 234	1 070 800
25151220	Marble & travertine,Merely cut,by sawing/otherwise,into slabs of a rectangular (including square) shape slabs	641 386	820 869	329 899	466 563
25161100	Granite crude or roughly trimmed	0	601	0	1 253
25161210	Granite merely cut, by sawing or otherwise, into blocks or slabs of a rectangular (including square) shape, blocks	0	49 311	0	38 464
25161220	Granite merely cut, by sawing or otherwise, into blocks or slabs of a rectangular (including square) shape, slabs	107 998	338 838	44 057	128 331
25169000	Other monumental or building stone	0	80	0	4 647
25171000	Pebbles,gravel,broken/crushed stone,for road metalling/for railway/other ballast, shingle&flint	5 790 209	14 046 915	84 958	297 733
25174100	Granules, chippings and powder, of stones of heading 2515 or 2516, whether or not heattreated of marble	107 542	188 957	17 406	30 427
25174900	Granules, chippings and powder, of stones of heading 2515 or 2516, whether or not heattreated other than marble	4 433 300	8 891 721	43 896	147 008
25181000	Dolomite, not calcined or sintered	80 003	80 735	28 293	30 768
25182000	Calcined or sintered dolomite	138 272	185 736	60 547	78 821
25183000	Dolomite ramming mix	423 200	581 600	86 935	119 284
25191000	Natural magnesium carbonate (magnesite)	177 289 802	323 703 044	4 693 920	13 145 643
25199010	Fused magnesia, dead-burned (sintered) magnesia	1 313 980	14 178 500	968 481	3 837 550
25199090	Other than fused magnesia, dead-burned (sintered) magnesia	5 856 040	9 978 195	2 181 585	4 068 713
25201000	Gypsum, anhydrite	178 550 293	295 859 986	7 020 570	10 803 421
25202010	Plasters of a kind suitable for use in dentistry	23 931	24 416	17 062	20 818
25202090	Other Plasters	1 392 513	3 863 447	403 414	1 183 730
25210000	Limestone flux, limestone and other calcareous stone, of a kind used for the manufacture of lime or cement	81 485 485	151 653 985	2 798 698	4 842 527
25221000	Quicklime	10 529 205	35 897 495	1 285 224	4 490 165
25222000	Slaked lime	166 510	311 851	38 961	91 529
25231090	Other cement clinkers	0	57	0	353
25232100	Portland cement, white cement, whether or not artificially coloured	0	25 200	0	7 496
25232990	Other Portland white cement	0	3	0	101
25233000	Aluminous cement	273 122	776 396	231 797	666 060
25239000	Other hydraulic cements	19	57	321	409
25249000	Other Asbestos	3 386 500	14 261 000	1 631 201	6 879 514
25251000	Crude mica and mica rifted into sheets or splittings	814	814	2 661	2 661
25252000	Mica powder	120 303	477 334	149 764	490 557
25253000	Mica waste	4	4	25	25
25261000	Natural steatite,whether/unroughly trimmed/merely cut by sawing/otherwise, talc,Not crushed,not powdered	56 015	112 215	8 245	18 267
25262010	Talc powder	8 560 177	19 604 302	1 911 003	5 082 079
25262090	Other crushed or powdered of Natural steatite,whether/unroughly trimmed/merely cut by sawing/otherwise	1 562 774	2 297 770	376 927	674 950

https://www.bps.go.id

I.3. IMPOR MENURUT KOMODITI / IMPORT BY HS COMMODITY

***** FEBRUARI / *FEBRUARY 2022* *****

H S	Uraian Komoditi/*Commodity Description*	Berat bersih/*Net weight* (Kg)		Nilai/*Value CIF* (US$)	
		Bulan ini *Current month*	Kumulatif *Cum. Jan. to date*	Bulan ini *Current month*	Kumulatif *Cum. Jan. to date*
25280000	Natural borates&concentrate,not incl borate separated fromNatural brine,natural boric acid contain?85%ofH3BO3	3 154 950	6 083 600	1 667 863	3 272 467
25291010	Potash feldspar, soda feldspar	7 097 200	27 285 200	881 422	2 220 551
25291090	Other Feldspar	2 985 588	6 721 288	523 962	1 245 141
25292100	Fluorspar containing by weight 97 % or less of calcium fluoride	2 998 734	15 528 910	1 633 441	8 490 867
25292200	Fluorspar containing by weight more than 97 % of calcium fluoride	94 050	215 050	77 203	168 783
25293000	Leucite,nepheline & nepheline syenite	406 750	426 175	139 956	145 795
25301000	Vermiculite, perlite & chlorites, unexp&ed	784 272	1 903 204	264 061	516 319
25302010	Kieserite, epsomite (natural magnesium sulphates) , Kieserite	2 360 970	5 860 915	503 243	1 203 232
25302020	Epsomite (natural magnesium sulphates)	2	16 013	1 060	3 956
25309010	Micronized zircon s& (zirconium silicate) of a kind used as an opacifier	304 598	714 218	600 156	1 118 734
25309090	Other micronized zircon s& (zirconium silicate) of a kind used as an opacifier	2 701 215	7 393 702	577 401	1 380 383
26011110	Iron ores & concentrates, other than roasted iron pyrites ,nonagglomerated,haematite & concentrates	353 046 796	353 046 796	30 498 598	30 498 598
26011190	Other haematite & concentrates	402 768 051	721 770 326	41 327 901	65 990 175
26011210	Agglomerated haematite & concentrates	44 262 000	44 337 000	7 108 035	7 128 660
26011290	Other agglomerated haematite & concentrates	71 463 697	71 613 742	10 955 631	10 997 765
26020000	Manganese ores&concentrates,incl ferruginous manganese ores & concentrates,manganese content?20% calculated On The Dry Weight	34 133 986	35 755 516	8 479 105	9 060 504
26030000	Copper ores & concentrates	486 436	1 019 461	122 032	187 568
26040000	Nickel ores & concentrates.	172	175	4 683	4 729
26060000	Aluminium ores & concentrates	65 578	90 578	52 837	65 712
26070000	Lead ores & concentrates	0	22 241	0	18 445
26080000	Zinc ores & concentrates	1 221 690	1 751 866	146 603	271 412
26090000	Tin ores & concentrates	2 003	2 003	54 073	54 073
26100000	Chromium ores & concentrates	91 568 600	91 705 650	16 845 833	16 895 328
26110000	Tungsten ores & concentrates	431	666	30 216	47 212
26140090	Other Ilmenite ores & concentrates	470 000	1 438 000	811 981	2 479 217
26151000	Zirconium ores & concentrates	4 000	5 455	29 569	39 436
26159000	Other zirconium ores & concentrates	2 869	31 290	15 967	98 361
26179000	Other antimony ores & concentrates	1 000	2 127	1 910	14 159
26201900	Slag, ash & residues containing mainly zinc ,unhard zinc spelter	36	36	2 324	2 324
26206000	Contain arsenic,mercury,thallium/its mixtures,of a kind used for arsenic's extraction/metal/manufacture its ChemCompound	0	2	0	25
26209990	Other containing antimony, beryllium, cadmium, chromium or their	0	3	0	52
26219000	Other ash & residues from the incineration of municipal waste	21 000	21 000	4 104	4 104
27011100	Coal, whether or not pulverised, but not agglomerated, anthracite	76 969 000	219 893 496	24 194 543	79 285 975
27011210	Coal, whether or not pulverised, but not agglomerated ,bituminous coal ,coking coal	378 465 138	562 919 138	128 404 319	186 174 883
27011290	Other coal, whether or not pulverised, but not agglomerated ,bituminous coal	33 139 056	63 512 125	4 788 678	9 124 164
27011900	Coal, whether or not pulverised, but not agglomerated ,other coal	93 521 183	93 677 283	21 402 389	21 457 233
27012000	Briquettes, ovoids & similar solid fuels manufactured from coal	0	2	0	28
27021000	Lignite, whether or not pulverised, but not agglomerated	7 383	7 383	18 566	18 566
27030010	Peat, whether or not compressed into bales, but not agglomerated	67 600	113 800	32 384	47 028
27040010	Coke & semicoke of coal	15 762 877	43 613 670	6 645 738	18 754 341
27040020	Coke & semicoke of lignite or of peat	53 845	53 845	45 759	45 759
27040030	Retort carbon	396 000	939 900	141 840	296 609
27071000	Benzol (benzene)	0	17	0	612
27072000	Toluol (toluene)	396	669	2 598	4 088
27073000	Xylol (xylenes)	51	949 191	200	783 243
27074000	Naphthalene	0	47 390	0	52 627
27075000	Oth aromatic hydrocarbon mix.of >= 65% by vol ,distils at 250.c, ASTM D 86 meth	11 918 236	27 146 253	8 388 494	20 180 568
27079100	Other, creosote oils	30	30	1 258	1 258
27079910	Other carbon black feedstock	5 200	5 200	23 660	23 660
27079990	Other carbon black feedstock & creosote oils	1 203 408	4 283 412	1 436 153	4 869 210
27081000	Pitch	4 551 897	5 453 100	5 167 311	6 220 401

https://www.bps.go.id

I.3. IMPOR MENURUT KOMODITI / IMPORT BY HS COMMODITY

***** FEBRUARI / *FEBRUARY 2022* *****

H S	Uraian Komoditi/*Commodity Description*	Berat bersih/*Net weight* (Kg)		Nilai/*Value CIF* (US$)	
		Bulan ini *Current month*	Kumulatif *Cum. Jan. to date*	Bulan ini *Current month*	Kumulatif *Cum. Jan. to date*
27082000	Pitch coke	90 000	170 000	56 253	106 383
27090010	Crude petroleum oils	1 145 507 170	1 740 820 788	730 098 126	1 063 970 507
27090020	Condensates	32 193 335	144 622 707	21 209 478	88 797 706
27101213	Motor spirit, of RON 90 and above, but below RON 97, leaded	10 869	10 869	101 090	101 090
27101221	Motor spirit of RON 97 & above, unleaded, unblended	0	2 905 431	0	2 353 242
27101223	Motor spirit of RON 97 & above, blended besides ethanol	0	273	0	14 340
27101224	Motor spirit of RON 90 & above but below RON 97 unblended	1 032 863 634	1 759 781 394	906 128 298	1 480 473 066
27101227	Of other RON unblended	312 668 777	692 524 673	273 695 922	567 704 924
27101229	Of other RON blended besides ethanol	36 075 842	36 075 842	30 852 984	30 852 984
27101231	Aviation spirit, of a kind used in aviation piston-engines, 100 octane & above	98 041	195 658	155 588	310 501
27101240	Tetrapropylene	0	1 183	0	8 720
27101250	White spirit	916 528	2 002 317	801 511	1 727 490
27101260	Low aromatic solvents containing by weight less than 1 % aromatic content	1 295 103	1 744 551	1 490 182	1 984 458
27101270	Naphtha, reformate and oth preparations of a kind used for bleding	6 000	28 944	13 579	100 459
27101280	Naphtha, reformates & other preparations of a kind used for blending into motor spirits	177 851 679	310 904 413	152 768 484	252 313 068
27101292	Other petroleum oil, light oil & other than crude	41 910	65 751	72 432	153 761
27101299	Other, petroleum spirit, having a flashpoint of more than 23 ?C	170 325	254 395	297 466	492 391
27101920	Topped crudes	287 235	840 290	323 671	1 005 662
27101930	Carbon black feedstock	19 960 584	19 963 479	11 277 885	11 300 107
27101941	Lubricating oil basestock	33 585 965	73 991 202	31 318 588	69 005 115
27101942	Lubricating oils for aircraft engines	1 493	3 713	13 217	41 740
27101943	Other lubricating oils	6 862 412	14 280 210	14 076 180	29 506 535
27101944	Lubricating greases	1 314 232	2 932 131	4 063 832	9 285 193
27101950	Hydraulic brake fluid	78 250	78 287	249 064	249 985
27101960	Transformer and circuit breakers oils	596 793	1 787 608	627 989	1 945 040
27101971	Automotive diesel fuel	409 271 937	668 831 129	311 842 106	495 143 807
27101972	Other diesel fuel	0	3 400	0	6 426
27101979	Other fuel oils	13 957 414	200 668 679	7 846 365	92 318 451
27101982	Aviation turbine fuel (jet fuel) having a flash point of less than 23-c	0	3	0	68
27101983	Other Kerosene	1 340	1 340	30 086	30 086
27101989	Other medium oils and preparations	13 874 399	28 053 404	14 739 189	28 556 764
27101990	Other of diesel fuel, fuel oils	3 731 929	10 007 438	5 200 394	12 808 272
27102000	Petroleum oils and obtained from bituminous minerals(oth then crude), con	661	1 261	4 896	8 995
27109900	other waste oils	90	177	8 365	16 315
27111200	Liquefied,Propane	230 662 466	542 638 569	172 225 461	402 724 002
27111300	Liquefied,butanes	233 917 838	567 261 889	178 231 085	417 723 555
27111410	Liquefied, Ethylene, propylene, butylene & butadiene ,Ethylene	3 302	3 302	24 350	24 350
27111490	Other Ethylene, propylene, butylene & butadiene	3 854 078	7 086 453	3 124 701	5 714 497
27111900	Other Liquefied	1 500 000	1 500 000	1 239 000	1 239 000
27112900	Other natural gas	4	4	12 582	12 582
27121000	Petroleum jelly	390 705	611 869	736 405	1 186 916
27122000	Paraffin wax containing by weight less than 0.75 % of oil	618 118	1 593 591	866 524	2 213 182
27129010	Other Paraffin wax	1 053 770	2 557 581	992 954	2 392 658
27129090	Other Petroleum jelly	239 384	596 657	435 247	1 085 950
27131200	Petroleum coke ,calcined	310 000	417 804	177 777	264 783
27132000	Petroleum bitumen	53 291 712	120 760 083	24 615 767	53 866 849
27139000	Other residues of petroleum oils or of oils obtained from bituminous minerals	5	5	667	667
27141000	Bituminous or oil shale & tar s&s	0	3	0	143
27149000	Other bituminous or oil shale & tar s&s	129 609	197 274	114 803	159 076
27150010	Polyurethane tar coatings	620	7 669	2 359	10 006
27150090	Other Polyurethane tar coatings	250 556	417 935	295 277	490 243
27160000	Electrical energy.	2	3	4 275 372	9 100 964
28011000	Chlorine	76 221	228 741	44 698	126 971
28012000	Iodine	21	68	3 554	13 625
28020000	Sulphur, sublimed or precipitated, colloidal sulphur.	890 620	1 919 122	439 772	1 167 170
28030020	Acetylene black	253 564	745 907	945 235	2 312 870

https://www.bps.go.id

I.3. IMPOR MENURUT KOMODITI / IMPORT BY HS COMMODITY

***** FEBRUARI / *FEBRUARY 2022* *****

H S	Uraian Komoditi/*Commodity Description*	Berat bersih/*Net weight* (Kg)		Nilai/*Value CIF* (US$)	
		Bulan ini *Current month*	Kumulatif *Cum. Jan. to date*	Bulan ini *Current month*	Kumulatif *Cum. Jan. to date*
28030041	Other carbon blacks,of a kind used for rubber processing	10 388 855	26 426 660	14 520 799	37 022 751
28030049	Other carbon blacks of a kind used for rubber processing	26 280	40 070	52 420	169 927
28030090	Other acetylene black	5 674 777	15 141 405	8 696 989	22 415 342
28041000	Hydrogen	249 805	343 999	75 062	132 364
28042100	Rare gases, argon	7 401 278	10 221 377	4 359 808	6 529 715
28042900	Rare gases other than argon	543 997	2 109 506	411 728	1 362 707
28043000	Nitrogen	294 386	326 546	125 274	142 402
28044000	Oxygen	122 852	185 089	33 747	58 571
28045000	Boron, tellurium	12	19	1 957	2 119
28046100	Silicon containing by weight not less than 99.99 % of silicon	11 849	21 646	1 693 905	3 532 886
28046900	Silicon containing by weight less than 99.99 % of silicon	952 965	2 425 092	3 867 026	10 097 394
28047000	Phosphorus	6	6	187	187
28048000	Arsenic	0	40 000	0	66 900
28049000	Selenium	90	900	4 977	14 216
28051100	Alkali or alkalineearth metals, sodium	23 907	66 744	35 365	95 264
28051200	Alkali or alkalineearth metals, calcium	35	8 036	991	10 584
28051900	Other alkali or alkalineearth metals	15 741	29 205	1 397 396	3 746 961
28053000	Rareearth metals, sc&ium & yttrium whether or not intermixed or interalloyed	3	3	105	105
28061000	Hydrogen chloride (hydrochloric acid)	15 061	123 535	33 693	326 110
28070000	Sulphuric acid, oleum.	8 023 895	18 529 620	1 123 411	3 194 765
28080000	Nitric acid, sulphonitric acids.	2 278 988	4 320 813	1 111 771	2 065 028
28091000	Diphosphorus pentaoxide	1	31 501	40	143 073
28092031	Phosphoric acid & polyphosphoric acids ,food grade, hypophosphoric acid	8	16	770	1 947
28092032	Phosphoric acid & polyphosphoric acids,food grade,phosphoric acid	2 233 583	7 493 083	4 085 021	13 813 580
28092039	Other Phosphoric acid & polyphosphoric acids ,food grade	1 250	133 450	7 875	295 439
28092091	Phosphoric acid & polyphosphoric acids,other,hypophosphoric acid	932	1 184	5 368	8 529
28092092	Phosphoric acid & polyphosphoric acids,other ,Phosphoric acid	27 323	84 749	52 638	183 438
28092099	Other phosphoric acid & polyphosphoric acids	1 472	30 316	62 659	194 446
28100000	Oxides of boron,boric acids.	12 224	117 664	28 393	97 449
28111100	Other inorganic acids ,hydrogen fluoride (hydrofluoric acid)	18 843	725 535	25 608	998 596
28111910	Arsenic acid	620	2 383	5 310	24 739
28111920	Aminosulphonic acid (sulphamic acid)	46 008	135 058	37 719	257 365
28111990	Other Aminosulphonic acid (sulphamic acid)	125 006	783 161	193 528	1 065 134
28112100	Other inorganic oxygen compounds of nonmetals, carbon dioxide	567 713	1 008 971	126 358	253 868
28112210	Other inorganic oxygen compounds of nonmetals ,Silicon dioxide , In powder form	4 675 861	9 589 541	5 995 186	12 414 221
28112290	Other inorganic oxygen compounds of nonmetals , Silicon dioxide	1 113 670	3 119 973	1 836 971	4 471 465
28112920	Other inorganic oxygen compounds of nonmetals,other sulphur dioxide	1 066	13 806	12 453	24 582
28112990	Other inorganic oxygen compounds of non-metals	98 939	191 384	208 129	746 747
28121200	Phosphorus oxychloride	66 040	180 040	105 928	329 358
28121900	Chloride&chloride oxide,oththan CarbonylDichloride,Phosphorus oxy/pentachloride,Sulphur mono/dichloride&Thionyl chloride	4	6	1 230	2 021
28129000	Other than Chlorides & chloride oxides	390	8 394	37 580	99 671
28131000	Carbon disulphide	1 095 560	1 856 390	919 366	1 455 776
28139000	Other carbon disulphide	0	6	0	1 016
28141000	Anhydrous ammonia	3 460 028	3 460 044	3 181 197	3 187 284
28142000	Ammonia in aqueous solution	9 151	18 106	22 950	50 472
28151100	Sodium hydroxide (caustic soda), Solid	4 760 497	8 884 212	3 817 652	6 995 534
28151200	Sodium hydroxide (caustic soda), In aqueous solution (soda lye or liquid soda)	33 801 154	95 845 656	15 705 764	40 740 936
28152000	Potassium hydroxide (caustic potash)	2 145 496	4 360 634	2 646 326	5 101 568
28153000	Peroxides of sodium or potassium	3 018	5 113	14 500	33 010
28161000	Hydroxide & peroxide of magnesium	220 950	353 359	356 944	675 579
28164000	Oxides, hydroxides & peroxides, of strontium or barium	5 001	7 826	10 041	28 870
28170010	Zinc oxide	321 572	616 083	1 285 412	2 270 641
28170020	Zinc peroxide	1 562	4 937	17 478	33 284
28181000	Artificial corundum, whether or not chemically defined	466 731	1 043 260	536 858	1 114 939
28182000	Aluminium oxide, other than artificial corundum	31 886 249	65 083 920	16 123 654	33 285 863

https://www.bps.go.id

I.3. IMPOR MENURUT KOMODITI / IMPORT BY HS COMMODITY

***** FEBRUARI / *FEBRUARY 2022* *****

H S	Uraian Komoditi/*Commodity Description*	Berat bersih/*Net weight* (Kg)		Nilai/*Value CIF* (US$)	
		Bulan ini *Current month*	Kumulatif *Cum. Jan. to date*	Bulan ini *Current month*	Kumulatif *Cum. Jan. to date*
28183000	Aluminium hydroxide	431 010	1 277 552	820 981	1 478 473
28191000	Chromium trioxide	95 034	131 229	321 214	478 569
28199000	Other than chromium trioxide	46 349	243 542	202 804	522 988
28201000	Manganese dioxide	1 587 943	4 255 817	2 989 016	7 906 046
28209000	Other than manganese dioxide	45 007	165 007	44 461	131 936
28211000	Iron oxides & hydroxides	230 533	1 187 776	394 027	1 702 672
28212000	Earth colours	61 920	195 198	83 415	321 518
28220000	Cobalt oxides & hydroxides, commercial cobalt oxides.	6 004	11 004	314 049	574 049
28230000	Titanium oxides.	277 501	664 504	1 017 456	2 413 474
28241000	Lead monoxide (litharge, massicot)	100 149	201 302	272 285	546 866
28249000	Other than lead monoxide (litharge, massicot)	1 000	1 000	5 500	5 500
28251000	Hydrazine & hydroxylamine & their inorganic salts	210 521	326 603	712 973	1 173 506
28252000	Lithium oxide & hydroxide	277	17 314	1 841	77 554
28253000	Vanadium oxides & hydroxides	1 004	1 509	39 363	65 256
28254000	Nickel oxides & hydroxides	17 186	58 577	387 028	1 393 500
28255000	Copper oxides & hydroxides	94 718	490 840	181 680	1 501 217
28256000	Germanium oxides & zirconium dioxide	9 633	17 873	428 791	768 262
28257000	Molybdenum oxides & hydroxides	0	7	0	438
28258000	Antimony oxides	70 787	138 662	815 437	1 636 003
28259000	Oth inorganic bases of oth metal oxides, hydroxides & peroxides,other than HS2825.10.00-2825.80.00	32 005	397 114	76 720	412 380
28261900	Other than fluorides of aluminium	52 805	180 530	369 828	1 004 400
28263000	Sodium hexafluoroaluminate (synthetic cryolite)	0	143 527	0	78 798
28269000	Other than sodium hexafluoroaluminate (synthetic cryolite)	186 545	259 061	698 241	907 539
28271000	Ammonium chloride	755 081	3 000 159	320 243	1 247 349
28272010	Calcium chloride, containing 73 % - 80 % by weight	1 013 375	1 590 106	367 757	592 375
28272090	Other than Calcium chloride, containing 73 % - 80 % by weight	677 442	1 062 355	278 219	397 004
28273100	Other chlorides, of magnesium	255 679	319 926	128 764	164 573
28273200	Other chlorides, of aluminium	4 801 542	8 147 472	2 266 002	3 885 028
28273500	Other chlorides, of nickel	13 057	25 882	114 771	217 153
28273910	Barium or of cobalt	935	58 033	28 437	74 433
28273920	Iron	164 199	512 166	49 993	174 516
28273930	Zinc	145 002	245 012	153 200	238 813
28273990	Other than barium or of cobalt, iron,zinc	88 730	242 225	482 430	901 620
28274100	Chloride oxides & chloride hydroxides ,of copper	3	1 053	70	14 088
28274900	Other than chloride oxides & chloride hydroxides ,of copper	331 934	610 079	285 993	508 178
28275100	Bromides of sodium or of potassium	113 118	176 290	312 925	497 918
28275900	Other than bromides of sodium or of potassium	98 752	175 697	581 987	1 009 701
28276000	Iodides & iodide oxides	78	23 344	5 594	801 697
28281000	Commercial calcium hypochlorite & other calcium hypochlorites	132 390	665 784	217 163	979 785
28289010	Sodium hypochlorite	1 956	2 959	2 545	3 487
28289090	Other than sodium hypochlorite	78 806	218 298	197 155	346 645
28291100	Chlorates of sodium	29	29	643	643
28291900	Other than chlorates of sodium	146 000	321 000	255 100	609 600
28299010	Sodium perchlorate	53 603	104 045	255 249	366 195
28299090	Other than Sodium perchlorate	2 752	7 161	110 527	155 487
28301000	Sodium sulphides	224 253	705 754	149 221	460 921
28309010	Cadmium sulphide or zinc sulphide	0	4 500	0	75 460
28309090	Other than Sodium sulphides,other than cadmium sulphide or zinc sulphide	1 944	3 043	48 473	75 645
28311000	Dithionites & sulphoxylates of sodium	711 435	1 777 936	1 183 713	3 070 565
28319000	Dithionites & sulphoxylates other than of sodium	29 404	37 704	123 091	147 137
28321000	Sodium sulphites	4 097 275	7 310 444	2 066 457	3 761 699
28322000	Other than sodium sulphites	124 007	372 062	47 195	172 602
28323000	Thiosulphates	78 117	233 708	45 196	144 757
28331100	Disodium sulphate	123 197	29 111 324	73 863	3 560 116
28331900	Other than disodium sulphate	51 218	308 120	69 183	298 812
28332100	Other sulphates of magnesium	3 226 960	7 078 478	966 391	2 082 119
28332210	Other sulphates of aluminium, commercial grade	3	3	74	74
28332290	Other sulphates of aluminium, other than commercial grade	2 848	79 978	6 414	113 055
28332400	Other sulphates of nickel	76 058	176 095	450 973	928 766

https://www.bps.go.id

I.3. IMPOR MENURUT KOMODITI / IMPORT BY HS COMMODITY

***** FEBRUARI / *FEBRUARY 2022* *****

H S	Uraian Komoditi/*Commodity Description*	Berat bersih/*Net weight* (Kg)		Nilai/*Value CIF* (US$)	
		Bulan ini *Current month*	Kumulatif *Cum. Jan. to date*	Bulan ini *Current month*	Kumulatif *Cum. Jan. to date*
28332500	Other sulphates of cooper	1 274 735	2 250 676	3 327 875	5 793 576
28332700	Other sulphates of barium	420 155	732 411	406 969	734 246
28332920	Tribasic lead sulphate	230 905	717 931	126 745	516 091
28332930	Other sulphates of chromium	306 230	558 230	318 741	611 336
28332990	Other sulphates,oth than of magnesium/aluminium/ nickel/copper/barium,Tribasic lead sulphate/chromium	1 195 792	2 899 234	892 243	1 808 543
28333000	Alums	165	214	3 872	6 410
28334000	Peroxosulphates (persulphates)	27 010	237 849	47 484	360 665
28341000	Nitrites	212 416	369 438	259 773	439 537
28342100	Nitrates of potassium	351 509	872 683	291 861	593 525
28342910	Other Nitrates of bismuth	1	5 801	17	7 433
28342990	Other nitrates, other than of bismuth	181 283	944 485	329 433	876 782
28351000	Phosphinates (hypophosphites) & phosphonates (phosphites)	42 008	113 607	123 127	493 287
28352200	Phosphates of mono or disodium	213 979	311 569	517 793	754 427
28352400	Phosphates of potassium	707 978	1 559 269	1 792 458	3 807 089
28352510	Calcium hydrogenothphosphate ("dicalciumphosphate"), feed	4 117 008	6 688 008	2 780 928	4 420 775
28352590	Calcium hydrogenothphosphate ("dicalciumphosphate"), unfeed	100 700	335 575	389 589	937 577
28352600	Other phosphates of calcium	4 285 775	8 420 492	3 608 281	6 833 382
28352910	Phosphates of trisodium	141 465	717 671	33 912	195 470
28352990	Other phosphates other than 2835.22.00-2835.29.10	48 896	101 343	166 505	347 884
28353100	Sodium triphosphate (sodium tripolyphosphate), food grade	780 001	4 143 801	1 047 739	5 022 842
28353910	Tetrasodium pyrophosphate	95 602	167 857	257 427	499 922
28353990	Other polyphospates	629 892	1 561 654	1 832 290	4 243 337
28362000	Disodium carbonate	65 707 089	156 670 833	21 871 385	47 102 350
28363000	Sodium hydrogencarbonate (sodium bicarbonate)	7 779 273	18 151 058	3 656 392	7 942 124
28364000	Potassium carbonates	621 248	1 839 498	703 154	1 924 000
28365010	Food or pharmaceutical grade	520 350	1 805 405	444 731	974 755
28365090	Calcium carbonate, not food or pharmaceutical grade	7 913 138	19 592 252	2 563 190	6 706 363
28366000	Barium carbonate	184 127	211 128	140 344	159 689
28369100	Lithium carbonates	860	1 363	45 715	54 627
28369200	Strontium carbonate	48 800	48 800	49 824	49 824
28369910	Commercial ammonium carbonate	506 991	944 866	296 071	571 044
28369990	Other than commercial ammonium carbonate & lead carbonates	685 510	2 069 344	580 106	1 508 737
28371100	Cyanides & cyanide oxides of sodium	1 138 847	2 478 608	2 826 707	6 015 302
28371900	Other cyanides and cyanide oxides	0	10 500	0	109 725
28372000	Complex cyanides	0	11 500	0	74 846
28391100	Sodium metasilicates	111 225	245 381	89 491	174 443
28391910	Sodium silicates	3 773 804	5 304 770	1 951 331	2 652 135
28391990	Other silicates of sodium, commerial alkali metal silicates	642 360	1 213 955	366 051	858 299
28399000	Other silicates, commerial alkali metal silicates	202 181	609 207	297 412	1 089 520
28401100	Anhydrous, disodium tetraborate (refined borax)	40 001	104 003	25 745	76 724
28401900	Other disodium tetraborate (refined borax)	226 786	226 786	146 980	146 980
28413000	Sodium dichromate	6 332	86 966	13 166	138 549
28415000	Other chromates and dichromates, peroxochromates	28	9 141	2 704	60 601
28416100	Potassium permanganate	3 424	98 510	172 029	425 271
28416900	Manganites, manganates & permanganates, Other than Potassium permanganate	417	703	8 846	24 891
28417000	Molybdates	1 890	2 446	51 732	61 192
28418000	Tungstates (wolframates)	553	953	26 675	29 770
28419000	Oth salts of oxometallic or peroxometallic acids	387 359	1 383 149	202 718	778 805
28421000	Double/complex silicates,includ alumino silicates w.or not chemical defined	626 828	3 328 984	452 154	2 945 127
28429010	Sodium arsenite	200	7 200	4 868	30 504
28429030	Oth fulminates, cyantates and thiocyanates	25 205	30 644	30 020	45 346
28429090	Oth salts of inorganic acids/peroxoacid incl aluminosillicates, oth than azides	359 220	774 769	1 017 166	1 894 401
28431000	Colloidal precious metals	3 333	11 423	8 592 614	19 507 301
28432100	Silver nitrate	84	103	35 808	55 228
28432900	Other silver compounds	284	1 314	168 140	184 283
28433000	Gold compounds	56	125	350 462	1 091 248
28439000	Other compounds, amalgams	69	123	28 025	351 590

https://www.bps.go.id

I.3. IMPOR MENURUT KOMODITI / IMPORT BY HS COMMODITY

***** FEBRUARI / *FEBRUARY 2022* *****

H S	Uraian Komoditi/*Commodity Description*	Berat bersih/*Net weight* (Kg)		Nilai/*Value CIF* (US$)	
		Bulan ini *Current month*	Kumulatif *Cum. Jan. to date*	Bulan ini *Current month*	Kumulatif *Cum. Jan. to date*
28443090	Alloys,dispersions(incl cermets),ceramic prod&mixture contain uranium depleted in U235,thorium/compound of these product	5	5	875	875
28444010	Radioactive elements & isotopes & compounds, radioactive residues	302	326	46 493	53 125
28444090	Alloys, dispersions (including cermets), ceramic products & mixtures containing these elements, isotopes or compounds	6 003	7 871	362 293	445 520
28451000	Heavy water (deuterium oxide)	46	601	1 315	32 649
28459000	Other isotops other than those heading 28.44, oth than Heavy water (deuterium oxide)	32	130	1 076	21 442
28461000	Cerium compounds	731	1 271	24 699	41 062
28469000	Compounds, inorganic/organic, of rare-earth metals, of yttrium or	20 438	40 612	52 795	95 091
28470010	Hydrogen peroxide, whether or not solidified with urea. In liquid form	2 533 081	5 869 346	1 103 268	2 475 161
28470090	Hydrogen peroxide, whether or not solidified with urea. Oth than liquid form	89 197	187 183	54 494	134 545
28491000	Carbides, whether or not chemically defined. Of calcium	202 500	397 125	231 464	400 455
28492000	Carbides, whether or not chemically defined, of silicon	306 288	936 207	603 577	1 694 043
28499000	Carbides, whether or not chemically defined, other than of calcium & silicon	25 362	47 696	340 069	874 010
28500000	Hydrides, nitrides, azides, silicides and borides, oth then compounds carbide	144 278	181 416	423 693	549 716
28521010	Mercury sulphates	6	363	646	6 193
28521090	Inorganic or organic compounds of mercury chemically defined	18	34	10 373	54 592
28529090	Inorganic or organic compounds of mercury not chemically defined	0	800	0	17 944
28539010	Demineralized waters	287	323	5 663	7 472
28539090	Other inorganic componds (incl distil/conductivity water of similiar	1 083	10 178	13 430	30 149
29011000	Acyclic hydrocarbons, Saturated	1 583 830	1 964 998	1 921 035	2 595 338
29012100	Ethylene	72 181 568	151 062 892	78 343 374	163 622 587
29012200	Propene (propylene)	8 163 091	20 065 504	9 565 407	21 921 307
29012300	Butene (butylene) & isomers thereof	952 861	2 121 907	1 155 164	2 781 718
29012400	Buta-1,3-diene & isoprene	4 959 708	7 136 990	4 165 715	5 413 646
29012910	Acetylene	229	656	33	144
29012990	Acyclic hydrocarbons, unsaturated,other than Acetylene & hexene & isomers thereof	71 861	132 348	293 325	565 672
29021100	Cyclohexane	80 992	191 457	123 776	313 930
29021900	Other Cyclanes, cyclenes & cycloterpenes , other than cyclohexane	414 259	869 468	799 294	1 670 414
29022000	Benzene	7 664 254	15 131 298	7 566 368	14 375 305
29023000	Toluene	12 986 555	24 771 712	10 299 010	19 632 090
29024100	O-Xylene	3	3 050 049	206	3 073 043
29024200	M-Xylene	5 001 000	5 001 000	3 500 753	3 500 753
29024300	P-Xylene	48 891 861	81 919 614	44 603 841	71 696 883
29024400	Mixed xylene isomers	4 132	4 352	5 429	11 947
29025000	Styrene	1 091 958	1 091 959	1 477 022	1 477 037
29026000	Ethylbenzene	2 240	4 480	52 282	104 519
29029010	Dodecylbenzene	27	27	2 267	2 267
29029020	Other alkylbenzenes	1	6	26	312
29029090	Other Cyclic hydrocarbons, Other than HS2902.11.00-2902.90.20	804 203	1 566 199	1 373 908	2 687 630
29031110	Chloromethane (methyl chloride)	210 170	417 928	250 809	477 928
29031200	Dichloromethane (methylene chloride)	948 314	2 211 316	1 105 150	2 480 581
29031300	Chloroform (trichloromethane)	97	3 863	7 835	37 620
29031500	Ethylene dichloride (ISO) (1,2-dichloroethane)	1	1	79	79
29031910	1,2-Dichloropropane (propylene dichloride) & dichlorobutanes	33	600	4 941	8 616
29031990	Other than 1,2-dichloropropane (propylene dichloride) & dichlorobutanes, 1,1,1-Trichloroethane (methyl chloroform)	6 466	10 376	21 392	38 236
29032100	Vinyl chloride (chloroethylene)	6 002 903	18 010 037	6 942 507	21 573 041
29032200	Trichloroethylene	64 539	127 864	162 522	289 360
29032300	Tetrachloroethylene (perchloroethylene)	59 400	79 333	44 431	71 438
29032900	Other Unsaturated chlorinated derivatives of acyclic hydrocarbons, other than hs 2903.21.00 to 2903.23.00	0	17 930	0	130 889
29033990	Other Fluorinated, brominated or iodinated derivatives of acyclic hydrocarbons, other than hs 2903.31.00 to 2903.39.10	393 298	743 802	1 916 617	3 897 607

https://www.bps.go.id

I.3. IMPOR MENURUT KOMODITI / IMPORT BY HS COMMODITY

***** FEBRUARI / *FEBRUARY 2022* *****

H S	Uraian Komoditi/*Commodity Description*	Berat bersih/*Net weight* (Kg)		Nilai/*Value CIF* (US$)	
		Bulan ini *Current month*	Kumulatif *Cum. Jan. to date*	Bulan ini *Current month*	Kumulatif *Cum. Jan. to date*
29037400	Chlorodifluoroethanes	0	8 000	0	62 290
29039100	Halogenated derivatives of aromatic hydrocarbons, chlorobenzene, o-dichlorobenzene & p-dichlorobenzene	195 500	526 299	287 215	754 929
29039200	Halogenated derivatives,hexachlorobenzene(ISO)&DDT(ISO)(clofenotane (INN),1,1,1-trichloro-2,2-bis(p-chlorophenyl)ethane)	0	6 720	0	117 210
29039300	Halogenated derivatives of aromatic hydrocarbons, pentachlorobenzene (ISO)	400	600	2 225	4 808
29039900	Other Halogenated derivatives of aromatic hydrocarbons, other than hs 2903.91.00 to 2903.94.00	21 002	40 645	28 587	81 797
29041000	Derivatives containing only sulpho groups, their salts & ethyl esters	165 369	398 342	489 312	1 045 526
29042090	Other Derivatives containing only nitro or only nitroso groups, other than trinitrotoluene	112 601	426 601	264 773	832 093
29049900	Oth sulphonated, nitrated or nitrosated derivatives of hydrocarbon, whether or not halogenated	4	36 598	520	84 822
29051100	Methanol (methyl alcohol)	67 263 281	143 579 001	28 159 732	60 920 218
29051200	Propan-1-ol (propyl alcohol) & propan-2-ol (isopropyl alcohol)	3 713 481	7 282 784	3 942 067	8 183 742
29051300	Butan-1-ol (nbutyl alcohol)	3 331 802	4 382 245	4 922 974	6 422 938
29051400	Other butanols	631 238	745 269	752 576	1 065 113
29051600	Octanol (octyl alcohol) & isomers thereof	1 028 363	2 336 256	1 551 799	3 654 993
29051700	Dodecan-1-ol (lauryl alcohol), hexadecan-1-ol (cetyl alcohol) & octadecan-1-ol (stearyl alcohol)	61 538	197 081	212 448	602 107
29051900	Other Saturated monohydric alcohols, other than hs 2905.11.00 to 2905.17.00	3 479 969	7 086 639	3 845 549	8 719 750
29052200	Acyclic terpene alcohols	200 836	465 689	1 570 952	3 605 504
29052900	Unsaturated monohydric alcohols other Acyclic terpene alcohols	8 284	20 674	272 774	576 913
29053100	Ethylene glycol (ethanediol)	42 172 226	82 636 052	30 846 972	59 325 478
29053200	Propylene glycol (propane1,2diol)	3 904 247	8 121 719	10 301 629	21 552 945
29053900	Diols other than ethylene glycol (ethanediol) & propylene glycol (propane 1, 2 diol)	279 249	969 449	1 070 109	3 101 145
29054100	2Ethyl2(hydroxymethyl)propane1,3diol (trimethylolpropane)	64 000	131 078	199 400	452 660
29054200	Pentaerythritol	526 600	1 063 050	1 119 057	2 176 409
29054300	Mannitol	96	41 313	2 121	222 069
29054400	Dglucitol (sorbitol)	259 040	453 122	243 278	557 319
29054500	Glycerol	353 747	1 160 786	611 349	1 388 107
29054900	Other polyhydric alcohols, other than HS 2905.41.00 - 2905.45.00	108 354	198 170	331 641	703 803
29055900	Other than ethchlorvynol (INN)	1 360 640	2 302 513	1 096 783	1 819 133
29061100	Menthol	131 187	289 701	2 349 328	5 412 949
29061200	Cyclohexanol, methylcyclohexanols & dimethylcyclohexanols	920	923	13 161	13 270
29061300	Sterols & inositols	26 559	48 560	354 199	821 789
29061900	Cyclanic,cyclenic/cycloterpenic,other than menthol, cyclohexanol, methylcyclohexanols&dimethylcyclohexanol,sterol&inositol	19 788	52 675	1 183 912	1 941 065
29062100	Benzyl alcohol	40 353	61 321	107 569	198 500
29062900	Cyclanic, cyclenic or cycloterpenic, aromatic, other than benzyl alcohol	111 404	165 061	580 401	834 326
29071100	Phenol (hydroxybenzene) & its salts	1 530 835	4 377 382	2 467 606	6 193 497
29071200	Cresols & their salts	16 031	48 042	63 873	154 893
29071300	Octylphenol, nonylphenol & their isomers , salts thereof	27 565	482 185	55 809	1 088 535
29071500	Naphthols & their salts	21 501	46 522	53 797	104 153
29071900	Monophenols, Other than HS 2907.11.00 - 2907.15.00	58 457	232 865	380 810	1 273 777
29072100	Resorcinol & its salts	30 095	30 222	281 245	294 798
29072200	Hydroquinone (quinol) & its salts	18 075	45 354	163 215	359 845
29072300	4,4íIsopropylidenediphenol (bisphenol A, diphenylolpropane) & its salts	45 000	66 465	107 325	137 315
29072910	Phenol-alcohols	250	2 281	7 566	19 507
29072990	Polyphenols; phenol-alcohols, Other than HS 2907.21.00 - 2907.29.10	61 077	137 520	686 729	1 394 565
29081900	Other than pentachlorophenol (ISO)	22 792	103 793	213 171	907 687
29089200	4,6-Dinitro-o-cresol (DNOC (ISO)) & its salts	0	1 920	0	10 214
29089900	Halogenated,sulphonated,nitrated/nitrosated derivatives of phenols/phenol-alcohols,other than HS 2908.11.00-2908.92.00	5	7 855	665	139 292

https://www.bps.go.id

I.3. IMPOR MENURUT KOMODITI / IMPORT BY HS COMMODITY

***** FEBRUARI / *FEBRUARY 2022* *****

H S	Uraian Komoditi/*Commodity Description*	Berat bersih/*Net weight* (Kg)		Nilai/*Value CIF* (US$)	
		Bulan ini *Current month*	Kumulatif *Cum. Jan. to date*	Bulan ini *Current month*	Kumulatif *Cum. Jan. to date*
29091100	Diethyl ether	0	100	0	823
29091900	Acyclic ethers & their halogenated, sulphonated, nitrated or nitrosated derivatives, other than diethyl ether	26 827	65 465	951 425	1 419 323
29092000	Cyclanic, cyclenic or cycloterpenic ethers & their halogenated, sulphonated, nitrated or nitrosated derivatives	3 887	5 048	152 328	193 751
29093000	Aromatic ethers & their halogenated, sulphonated, nitrated or nitrosated derivatives	79 897	175 437	1 182 659	2 550 529
29094100	2,2íOxydiethanol (diethylene glycol, digol)	926 951	2 465 755	788 557	2 059 071
29094300	Monobutyl ethers of ethylene glycol or of diethylene glycol	1 138 081	2 071 376	2 457 585	4 725 969
29094400	Other monoalkylethers of ethylene glycol or of diethylene glycol	77 952	165 164	164 670	344 924
29094900	Ether-alcohols & their halogenated, sulphonated, nitrated or nitrosated derivatives,other than HS 2909.41.00-2909.44.00	1 416 824	2 633 725	4 278 247	7 981 433
29095000	Ether-phenols, ether-alcohol-phenols & their halogenated, sulphonated, nitrated or nitrosated derivatives	97 454	186 321	2 098 116	3 616 776
29096000	Alcohol peroxides, ether peroxides, ke tone peroxides & their halogenated drv	178 960	436 469	751 169	1 602 657
29101000	Oxirane (ethylene oxide)	15 950	31 850	55 825	111 475
29103000	1-Chloro-2,3-epoxypropane (epichlorohydrin)	73 200	173 800	258 464	609 596
29109000	Epoxide,epoxyalcoh,epoxyphen&epoxyether,w 3-ring&their halogenat,sulphonat,nitrat/nitrosat deriv oth than2910.10-2910.50	20 904	56 896	172 707	353 816
29110000	Acetals & hemiacetals, whether or not with other oxygen function	1 180	15 782	31 746	87 850
29121200	Ethanal (acetaldehyde)	2 661	8 114	99 021	202 868
29121900	Acyclic aldehydes without other oxygen function, other than methaal&ethanal (acetaldehyde)	194 796	364 532	877 509	1 951 141
29122100	Benzaldehyde	1 302	11 100	8 948	51 560
29122900	Cyclic aldehydes without other oxygen function,other than benzaldehyde	88 842	227 713	793 933	1 854 580
29124100	Vanillin (4-hydroxy-3-methoxybenzaldehyde)	78 413	127 491	1 818 383	2 776 616
29124200	Ethylvanillin (3-ethoxy-4-hydroxybenzaldehyde)	26 633	81 959	563 943	1 445 997
29124910	Aldehyde-alcohols, aldehyde-ethers, aldehyde-phenols & aldehydes with other oxygen function, other Aldehyde-alcohols	182	1 277	4 501	26 897
29124990	Aldehyde-alcohols, aldehyde-ethers, aldehyde-phenols & aldehydes	28 767	48 112	267 844	441 349
29125000	Cyclic polymers of aldehydes	2 671	4 510	13 380	22 477
29126000	Paraformaldehyde	0	16 000	0	20 000
29130000	Halogenated, sulphonated, nitrated or nitrosated derivatives of products of heading 29.12.	2	42	45	3 272
29141100	Acetone	54 334	2 941 246	59 154	2 434 024
29141200	Butanone (methyl ethyl ketone)	6 227 190	9 260 386	9 929 578	14 821 022
29141300	4-Methylpentan-2-one (methyl isobutyl ketone)	860	275 648	5 385	577 823
29141900	Other than HS 2914.11.00 - 2914.13.00	15 976	21 144	127 073	359 297
29142200	Cyclohexanone & methylcyclohexanones	98 963	440 288	191 772	804 464
29142300	Ionones & methylionones	20 380	38 343	203 125	399 741
29142910	Camphor	9 190	59 193	108 534	500 385
29142990	Cyclanic,cyclnic/cycloterpenic ketone w/o oth oxygen funct,oth thn Cyclo&methylcyclohexanone,Ionone&methylionone&camphor	119 467	165 906	1 778 711	2 844 869
29143900	Aromatic ketones without other oxygen function,Other than phenylacetone (phenylpropan-2-one)	6 634	33 349	119 186	374 677
29144000	Ketone-alcohols & ketone-aldehydes	123 325	160 437	298 521	473 064
29145000	Ketone-phenols & ketones with other oxygen function	23 169	71 954	379 993	1 330 030
29146100	Anthraquinone	0	5 000	0	67 500
29146200	Coenzyme Q10 (ubidecarenone (INN))	256	447	162 202	260 953
29146900	Quinones, Other than anthraquinone & coenzyme Q10 (ubidecarenone (INN))	8 573	20 650	192 139	490 842
29147900	Halogenated, sulphonated, nitrated or nitrosated derivatives other than chlordecone (ISO)	3 581	4 210	147 994	166 933
29151100	Formic acid	133 989	253 818	103 551	246 161
29151200	Salts of formic acid	468 929	742 226	475 503	714 083
29151300	Esters of formic acid	832	1 187	22 904	43 016
29152100	Acetic acid	4 937 584	11 271 269	4 123 881	9 936 318
29152400	Acetic anhydride	16 800	34 245	39 480	98 452
29152910	Sodium acetate, cobalt acetates	107 036	182 756	265 055	401 551

https://www.bps.go.id

I.3. IMPOR MENURUT KOMODITI / IMPORT BY HS COMMODITY

***** FEBRUARI / *FEBRUARY 2022* *****

H S	Uraian Komoditi/*Commodity Description*	Berat bersih/*Net weight* (Kg)		Nilai/*Value CIF* (US$)	
		Bulan ini *Current month*	Kumulatif *Cum. Jan. to date*	Bulan ini *Current month*	Kumulatif *Cum. Jan. to date*
29152990	Acetic acid & its salts; acetic anhydride, other than sodium acetate, cobalt acetates,Acetic acid&Acetic anhydride	31 333	204 717	158 978	714 545
29153100	Ethyl acetate	13 722 379	32 541 973	18 917 753	46 490 485
29153200	Vinyl acetate	3 305 644	6 972 530	6 695 720	15 144 054
29153300	N-Butyl acetate	1 837 250	4 234 687	2 779 420	6 912 446
29153910	Isobutyl acetate	187 815	351 303	290 237	564 159
29153920	2- Ethoxyethyl acetate	0	69	0	6 398
29153990	Esters of acetic acid,other than Ethyl/Vinyl/n-Butyl /Dinoseb (ISO)/Isobutyl/2- Ethoxyethyl acetate	1 804 280	5 523 382	4 777 482	12 679 180
29154000	Mono-, di- or trichloroacetic acids, their salts & esters	245 552	831 256	389 472	1 288 155
29155000	Propionic acid, its salts & esters	301 530	851 327	838 075	2 013 529
29156000	Butanoic acids, pentanoic acids, their salts & esters	426 307	1 150 013	1 169 072	3 325 741
29157010	Palmitic acid, its salts & esters	166 477	541 804	541 115	1 457 192
29157020	Stearic acid	98 769	261 912	197 348	598 236
29157030	Salts & esters of stearic acid	478 051	1 089 761	1 082 692	2 592 237
29159010	Acetyl chloride	297	38 790	9 778	96 829
29159020	Lauric acid, myristic acid, their salts & esters	1 759 247	2 129 586	3 026 933	4 202 094
29159030	Caprylic acid, its salts & esters	13 601	13 937	235 529	240 098
29159040	Capric acid, its salts & esters	210	786	3 064	6 535
29159090	Saturated acyclic monocarboxylic acids&their anhydrides, halides, peroxides&peroxyacids,oth than HS 2915.11.00-2915.90.40	237 915	433 305	1 481 956	2 540 444
29161100	Acrylic acid & its salts	759 732	1 337 988	1 606 934	2 887 750
29161200	Esters of acrylic acid	2 089 178	5 071 114	4 882 574	12 127 004
29161300	Methacrylic acid & its salts	187 981	313 093	407 975	745 296
29161410	Methyl methacrylate	3 867 081	8 933 639	6 899 520	16 173 331
29161490	Esters of methacrylic acid, other tha methyl methacrylate	323 415	640 794	1 137 228	2 330 813
29161500	Oleic, linoleic or linolenic acids, their salts & esters	19 195	43 195	94 302	201 325
29161900	Unsaturated acyclic monocarboxylic acid,their	126 594	428 055	862 637	2 341 811
29162000	Cyclanic/cycloterpenic, monocarbo acids, their anhyd,halid,peroxy & their deriv	67 643	240 657	1 710 659	8 346 510
29163100	Benzoic acid, its salts & esters	1 279 530	2 171 562	2 676 365	4 312 978
29163200	Benzoyl peroxide & benzoyl chloride	134 462	270 709	201 607	427 016
29163400	Phenylacetic acid & its salts	350	351	6 020	6 021
29163910	2,4-Dichlorophenyl acetic acid & its salts & esters	38 608	352 968	62 735	1 353 025
29163920	Esters of phenylacetic acid	564	1 283	8 146	22 812
29163990	OtherAromaticMonocarboxylic acid,their anhydrides, halides, peroxides,peroxyacid&their deriv,excp hs2916.31.00-2916.39.20	88 865	197 906	980 778	2 303 866
29171100	Oxalic acid, its salts & esters	100 280	355 902	128 923	420 694
29171210	Dioctyl adipate	347 006	1 253 186	631 887	2 281 105
29171290	Other than dioctyl adipate	206 039	464 994	782 804	1 692 900
29171300	Azelaic acid, sebacic acid, their salts & esters	24 407	85 032	111 442	489 823
29171400	Maleic anhydride	132 354	992 127	272 104	2 153 739
29171900	Acyclic polycarboxylic acid,their anhydride,halide,peroxide,peroxyacid&their derivative,oth thn HS	220 101	528 497	842 134	1 704 816
29172000	Dioctyl adipata, its salts and esters	149 060	271 175	334 895	593 523
29173200	Dioctyl orthophthalates	0	72	0	512
29173300	Dinonyl or didecyl orthophthalates	0	84 172	0	152 397
29173410	Dibutyl orthophthalates	16 085	32 199	55 701	111 629
29173490	Other than dibutyl orthophthalates	194 849	358 187	337 696	684 611
29173500	Phthalic anhydride	1 653 500	2 514 500	1 644 216	2 541 421
29173600	Terephthalic acid & its salts	545 000	1 762 650	421 498	1 514 306
29173700	Dimethyl terephthalate	36 000	36 540	42 480	45 347
29173910	Trioctyltrimellitate	228 620	419 290	514 636	963 111
29173920	Other phthalic compounds of a kind used as plasticisers & esters of phthalic anhydride	22 931	116 977	48 482	236 456
29173990	Aromatic polycarboxylic acid,their anhydride, halide, peroxide, peroxyacid&their derivtv,oth than HS 2917.39.10-2917.39.20	1 105 843	2 711 258	1 713 955	4 659 035
29181100	Lactic acid, its salts & esters	274 643	741 206	619 437	1 828 257
29181200	Tartaric acid	34 917	100 943	147 376	395 689
29181300	Salts & esters of tartaric acid	5 347	27 744	18 788	136 548
29181400	Citric acid	5 040 630	8 072 870	8 173 090	12 883 878

https://www.bps.go.id

I.3. IMPOR MENURUT KOMODITI / IMPORT BY HS COMMODITY

***** FEBRUARI / *FEBRUARY 2022* *****

H S	Uraian Komoditi/*Commodity Description*	Berat bersih/*Net weight* (Kg)		Nilai/*Value CIF* (US$)	
		Bulan ini *Current month*	Kumulatif *Cum. Jan. to date*	Bulan ini *Current month*	Kumulatif *Cum. Jan. to date*
29181510	Calcium citrate	112 074	479 736	437 333	1 161 016
29181590	Salts & esters of citric acid, other than calcium citrate	1 062 787	2 239 135	2 035 995	4 397 080
29181600	Gluconic acid, its salts & esters	1 010 790	2 127 945	948 317	2 055 565
29181900	Carboxylic acids w additional oxygen function&their anhydrides, halides,peroxide&peroxyacids,oth thn2918.11.00-2918.18.00	82 863	292 513	477 714	1 177 321
29182100	Salicylic acid & its salts	55 198	115 298	185 213	447 748
29182200	O-Acetylsalicylic acid, its salts & esters	25 000	39 355	113 000	174 889
29182300	Other esters of salicylic acid & their salts	167 043	345 936	819 802	1 568 424
29182910	Alkyl sulphonic ester of phenol	24 180	30 353	122 283	174 752
29182990	Carboxylic acid w phenol func wo oxyg funct,their anhydride,halide,peroxide/acid&their deriv,oth thn HS29182100-29182910	67 516	169 568	392 716	1 018 294
29183000	Carboxylic acids w/ aldehyde/ketone func but w/o oxygen func & their derivative	45 605	149 916	447 820	2 192 714
29189900	Carboxylic acids with additional oxygen function&their	336 076	596 499	1 352 974	2 428 527
29191000	Tris(2,3-dibromopropyl) phosphate	250	250	4 033	4 033
29199000	Phosphoric ester&their salt,incl lactophosphat,their halogenate,sulphonat,nitrate/nitrosat deriv,oth than tris phosphate	104 817	175 300	614 664	1 079 817
29201900	Thiophosphoric ester&their salt,their	37 893	163 409	157 757	499 907
29202900	Phosphite esters&their salts, their halogenated, sulphonated, nitrated/nitrosated deriv,oth than HS2920.21.00 - 2920.24.00	146 985	270 926	726 805	1 291 342
29203000	Endosulfan (ISO)	3	3	302	302
29209000	Oth Ester of oth inorganic acids of non-metal &their salt, their	216 034	657 617	266 916	934 601
29211100	Methylamine, di- or trimethylamine & their salts	141 209	510 533	316 250	841 717
29211900	Acyclic monoamines & their derivatives, salts thereof, Other than HS 2921.11.00 - 2921.14.00	683 368	1 354 057	2 380 343	4 236 736
29212100	Ethylenediamine & its salts	277 121	573 696	1 234 041	2 235 940
29212200	Hexamethylenediamine & its salts	20 370	59 290	29 281	86 630
29212900	Acyclic polyamines&their derivatives,salts thereof,Other than ethylenediamine&its salts,Hexamethylenediamine & its salts	451 969	1 094 742	1 376 463	3 063 711
29213000	Cyclanic, cyclenic or cycloterpenic mono- or polyamines, & their derivatives, salts thereof	587 967	836 167	1 169 622	1 762 504
29214100	Aniline & its salts	65 867	66 267	177 605	180 877
29214200	Aniline derivatives & their salts	12 758	68 974	219 347	413 498
29214300	Toluidines & their derivatives, salts thereof	11	1 012	372	3 809
29214400	Diphenylamine & its derivatives, salts thereof	5 930	5 970	49 102	52 588
29214500	1-Naphthylamine (alpha-naphthylamine), 2-naphthylamine (beta-naphthylamine) & their derivatives, salts therof	25 100	71 599	204 192	771 656
29214900	Aromatic monoamines & their derivatives; salts thereof, Other than HS 2921.41.00-2921.46.00	11 623	48 093	165 640	663 985
29215100	O-,M-, P-Phenylenediamine, diaminotoluenes & their derivatives, salts thereof	420 610	1 335 833	2 356 985	7 166 532
29215900	Aromatic polyamine&their deriv,salt thereof,Ot than o-,m-,p-Phenylenediamine,diaminotoluene&their deriv,salts thereof	121 141	162 206	924 012	1 216 050
29221100	Monoethanolamine & its salts	134 400	386 417	207 324	546 748
29221200	Diethanolamine & its salts	50 279	462 815	96 112	615 450
29221500	Triethanolamine	467 770	1 012 142	591 673	1 286 938
29221700	Methyldiethanolamine & ethyldiethanolamine	249 815	324 115	1 632 923	1 861 453
29221910	Ethambutol & its salts, esters & other derivatives	2 000	2 000	99 000	99 000
29221920	D-2-Amino-n-butyl-alcohol	21 294	47 595	105 731	212 868
29221990	Other than ethambutol & its salts, esters & other derivatives, D-2-Amino-n-butyl-alcohol	489 690	1 065 682	1 660 332	3 517 704
29222100	Aminohydroxynaphthalenesulphonic acids & their salts	70 480	161 285	474 326	1 142 463
29222900	Other than aminohydroxynaphthalenesulphonic acids & their salts	13 608	17 487	157 857	242 356
29223900	Other than amfepramone (INN), methadone (INN) & normethadone (INN), salts thereof	18 060	18 063	345 636	345 825
29224100	Lysine & its esters; salts thereof	2 260 323	6 995 710	3 103 167	9 290 043
29224210	Glutamic acid	5 127	10 821	26 383	68 228
29224220	Monosodium glutamate (MSG)	7 909 950	13 030 952	11 909 506	19 195 773
29224290	Other salts	636	6 017	21 663	121 905

https://www.bps.go.id

I.3. IMPOR MENURUT KOMODITI / IMPORT BY HS COMMODITY

***** FEBRUARI / *FEBRUARY 2022* *****

H S	Uraian Komoditi/*Commodity Description*	Berat bersih/*Net weight* (Kg)		Nilai/*Value CIF* (US$)	
		Bulan ini *Current month*	Kumulatif *Cum. Jan. to date*	Bulan ini *Current month*	Kumulatif *Cum. Jan. to date*
29224900	Amino?acids,oth than those containing> one kind of oxygen function&their ester,salt thereof,Oth than HS29224100-29224400	545 787	1 193 663	3 325 699	8 602 166
29225010	P-Aminosalicylic acid & its salts, esters & other derivatives	0	43 257	0	274 073
29225090	Amino-alcoh-phenol,amino-acid-phenol&oth amino-comp w oxyg funct,Ot than p-Aminosalicylic acid&its salt,esters&oth deriv	299 115	737 353	1 634 440	4 648 793
29231000	Choline & its salts	924 112	2 025 541	1 500 158	3 185 600
29232010	Lecithins, whether or not chemically defined	2 375 990	6 137 511	2 987 884	7 328 985
29232090	Other than lecithins, whether or not chemically defined	336 941	693 588	528 678	1 230 926
29239000	Quaternary amonium salt&hydroxid,lecithin&oth phosphoaminolipid,whether/not chemicaly define,oth thn HS29233000-29234000	166 317	251 090	603 798	1 199 694
29241210	Fluoroacetamide (ISO) & phosphamidon (ISO)	5 216	5 216	36 469	36 469
29241910	Carisophrodol	129 900	344 900	340 362	892 440
29241990	Other Acyclic amides (including acyclic carbamates) & their derivatives; salts thereof,other than HS29241110-29241910	188 255	672 905	904 885	2 465 114
29242120	Diuron & monuron	28 500	52 700	199 500	384 360
29242190	Other than 4-Ethoxyphenylurea (dulcin),dDiuron & monuron	43 200	54 668	420 401	679 215
29242500	Alachlor (ISO)	1	1	25	25
29242910	Aspartame	270 124	574 949	4 841 498	10 979 519
29242920	Butylphenylmethyl carbamate, methyl isopropyl phenyl carbamate	292	66 912	23 331	537 011
29242930	Acetaminophen (paracetamol), salicylamide, ethoxybenzamide	707 257	1 394 670	6 392 096	12 067 500
29242990	Cyclic amides (including cyclic carbamates) & their derivatives; salts thereof,other than HS 2924.29.10 - 2924.29.30	128 664	185 354	1 538 998	2 703 074
29251100	Saccharin & its salts	100 000	145 060	836 200	1 268 785
29251900	Imides & their derivatives; salts thereof,Other than saccharin & its salts, glutethimide (INN)	29 210	49 953	135 774	283 905
29252900	Imines & their derivatives; salts thereof,Other than chlordimeform	81 474	104 848	2 044 830	2 387 995
29261000	Acrylonitrile	12 800	564 731	33 024	1 126 047
29262000	1Cyanoguanidine (dicy&iamide)	451 169	950 304	655 080	1 429 729
29269000	Nitrile-function compound,Other than HS 29261000 to 292640000	230 346	337 608	2 504 946	5 677 598
29270010	Azodicarbonamide	348 284	715 848	1 482 826	2 968 434
29270090	Diazo-, azo- or azoxy-compounds Other Than Azodicarbonamide	74 167	429 227	489 890	1 607 379
29280010	Linuron	11 350	37 427	142 083	425 688
29280090	Organic derivatives of hydrazine or of hydroxylamine Other Than Linuron	105 358	262 720	1 695 976	4 045 296
29291010	Isocyanates, Diphenylmethane diisocyanate (MDI)	752 554	1 987 380	2 080 532	5 598 337
29291020	Isocyanates, Toluene diisocyanate	4 535 154	11 170 434	10 839 974	26 472 378
29291090	Compounds Isocyanates with other nitrogen function Other Than Diphenylmethane diisocyanate (MDI) & Toluene diisocyanate	39 661	82 026	322 026	612 021
29299010	Sodium cyclamate	1	1	251	251
29299090	Compounds with other nitrogen function Other Than Sodium cyclamate & Other cyclamates Other than Isocyanates	10 002	10 002	101 181	101 181
29302000	Thiocarbamates & dithiocarbamates	558 152	934 199	2 362 204	4 293 086
29303000	Thiuram mono, di or tetrasulphides	20 000	38 440	67 777	165 043
29304000	Methionine	2 959 690	8 132 930	7 791 450	21 534 889
29309010	Dithiocarbonates	856 684	1 875 683	4 751 626	9 997 621
29309090	Organo-sulphur compounds,Other than HS 2930.20.00 to 29309090	1 353 776	2 396 275	6 515 189	11 087 834
29311010	Tetramethyl lead	40	4 925	1 494	68 396
29312000	Tributyltin compounds	0	12 000	0	26 880
29313900	Other organo-phosphorous derivatives,other than HS29313100 to	460 176	1 517 219	4 261 582	13 062 615
29319021	N(phosphonomethyl) glycine	293 000	1 537 200	2 068 813	8 991 099
29319022	Salts of N(phosphonomethyl) glycine	0	41 602	0	90 009
29319030	Ethephone	39 048	228 228	379 712	1 970 275
29319041	Organoarsenic compounds, In liquid form	88 680	227 342	1 144 155	1 614 277
29319049	Organoarsenic compounds, Other than In liquid form	150 145	482 516	1 046 022	3 704 955
29319050	Dimethyltin dichloride	475 080	977 680	7 603 643	15 661 871
29319090	Other organo-inorganic compounds other than HS29311010 to 29319050	119 805	389 034	1 287 117	3 006 520
29321100	Tetrahydrofuran	43 893	106 072	285 811	678 442
29321200	2Furaldehyde (furfuraldehyde)	40 263	100 425	163 688	398 387
29321300	Furfuryl alcohol & tetrahydrofurfuryl alcohol	153 115	247 480	581 370	904 405

https://www.bps.go.id

I.3. IMPOR MENURUT KOMODITI / IMPORT BY HS COMMODITY

***** FEBRUARI / *FEBRUARY 2022* *****

H S	Uraian Komoditi/*Commodity Description*	Berat bersih/*Net weight* (Kg)		Nilai/*Value CIF* (US$)	
		Bulan ini *Current month*	Kumulatif *Cum. Jan. to date*	Bulan ini *Current month*	Kumulatif *Cum. Jan. to date*
29321400	Sucralose	94 982	138 217	5 181 526	7 548 474
29321900	Heterocyclic Compounds not Tetrahydrofuran,2-Furaldehyde (furfuraldehyde),Furfuryl&tetrahydrofurfuryl alcohol&Sucralose	134 726	175 869	1 595 053	3 448 461
29322010	Coumarin N(1,2Benzopyrone) methylcoumarins & ethylcoumarin	3 350	20 350	45 246	205 240
29322090	Lactones, Other than Coumarin N(1,2Benzopyrone) methylcoumarins & ethylcoumarin	68 488	222 148	1 301 648	3 848 097
29329300	Piperonal	0	8 450	0	181 675
29329500	Tetrahydrocannabinols (all isomers)	29	29	335	335
29329910	Carbofuran	16 958	112 267	330 218	2 040 454
29329990	Heterocyclic compounds with oxygen hetero-atom(s) only, Other than HS29321100-29329910	53 176	298 570	1 846 391	7 233 680
29331100	Phenazone (antipyrin) & its derivatives	62 510	151 321	877 998	2 150 031
29331900	Compounds contain an unfused pyrazole ring (hydrogenated/not)in the structure,not Phenazone (antipyrin)&its derivatives	7 432	28 472	90 648	1 034 184
29332100	Hydantoin & its derivatives	12 563	36 263	36 332	203 081
29332900	Compounds containing an unfused imidazole ring (hydrogenated/not)in the structure,not Hydantoin&its derivatives	238 525	316 638	1 983 772	4 283 528
29333100	Pyridine & its salts	171 502	271 719	1 337 760	1 857 974
29333300	Alfentanil (INN), anileridine (INN), bez itramide(INN),bromazepam(INN) etc &salts	1	12	91	8 331
29333910	Chlorpheniramine & isoniazid	54 131	160 741	618 439	1 499 068
29333930	Paraquat salts	1 431 969	4 422 265	5 002 861	16 032 486
29333990	Compounds containing an unfused pyridine ring (whether or not hydrogenated) in the structure,ot than HS29333100-29333930	238 782	371 416	6 543 245	10 962 355
29334910	Dextromethorphan	1 301	6 926	155 816	799 470
29334990	Compound contain in struct aQuinoline/isoquinoline ring Systm, unfurther fuse,OtThan Levorphanol&its salt&Dextromethorphan	895	25 228	175 121	433 593
29335300	Allobarbital(INN),amoberbital(INN), bar bital(INN),butalbital,butobarbital,salts	525	550	34 125	36 500
29335400	Other derivatives of malonylurea (barbituric acid), salts thereof	6	8	315	2 001
29335910	Diazinon	2 800	22 834	26 344	216 105
29335990	Compound contain aPyrimidine ring (whether/not hydrogenated) /piperazine ring inThe structure,ot than HS29335200-29335910	58 458	201 201	2 114 037	8 093 169
29336100	Melamine	2 724 000	8 651 002	5 604 431	20 429 026
29336900	Compounds containing an unfused triazine ring (whether or not hydrogenated) in the structure, Other than Melamin	1 332 201	2 972 535	3 988 777	9 061 812
29337100	6Hexanelactam (epsiloncaprolactam)	3 518 600	6 652 170	6 781 107	13 128 154
29337200	Clobazam (INN) & methyprylon (INN)	60	60	64 500	64 500
29337900	Lactams, Other than 6Hexanelactam (epsiloncaprolactam) &	67 015	181 926	359 854	975 213
29339100	Alprazolam(INN), camazepam,chlordiazepo xide(INN), clonazepam,etc,salts thereof	77	156	140 404	152 987
29339200	Azinphosmethyl (ISO)	0	21	0	387
29339910	Mebendazole & parbendazole	28 887	30 474	615 562	657 755
29339990	Heterocyclic compounds with nitrogen hetero-atom(s) only oth than 2933.11.00-2933.99.10	167 917	351 411	3 677 334	7 661 443
29341000	Compounds containing an unfused thiazole ring (whether or not hydrogenated) in the structure	42 331	101 516	353 384	1 689 105
29342000	Compounds containing in the structure a benzothiazole ringsystem	185 941	434 328	921 265	1 961 647
29343000	Compounds containing in the structure a phenothiazine ringsystem (whether or not hydrogenated), not further fused	10 277	40 297	126 271	283 071
29349910	Nucleic acids & their salts	741 763	1 035 211	3 909 672	5 722 337
29349920	Sultones, sultams, diltiazem	3	1 953	213	591 414
29349930	6Aminopenicillanic acid	2	12 002	315	108 465
29349950	Oxadiazon, with a purity of 94 % or more	12 000	12 004	501 600	503 109
29349990	Other nucleic acids&their salts,whet/not chemically define,oth	166 835	401 672	5 281 324	9 932 591
29351000	NMethylperfluorooctane sulphonamide	0	8	0	3 216
29355000	Other perfluorooctane sulphonamides	1	2	158	320
29359000	Sulphonamides oher than HS 29351000-29355000	29 349	322 101	821 410	4 471 463
29362100	Vitamin A & their derivatives	44 821	89 757	2 758 938	5 112 486
29362200	Vitamin B1 & its derivatives	23 209	63 516	625 361	1 986 317

https://www.bps.go.id

I.3. IMPOR MENURUT KOMODITI / IMPORT BY HS COMMODITY

***** FEBRUARI / *FEBRUARY 2022* *****

H S	Uraian Komoditi/*Commodity Description*	Berat bersih/*Net weight* (Kg)		Nilai/*Value CIF* (US$)	
		Bulan ini *Current month*	Kumulatif *Cum. Jan. to date*	Bulan ini *Current month*	Kumulatif *Cum. Jan. to date*
29362300	Vitamin B2 & its derivatives	35 342	77 591	621 987	1 628 472
29362400	D or DLPantothenic acid (Vitamin B3 or Vitamin B5) & its derivatives	50 808	116 409	598 649	1 522 106
29362500	Vitamin B6 & its derivatives	33 566	93 924	844 559	2 331 518
29362600	Vitamin B12 & its derivatives	6 150	6 955	1 032 416	1 318 304
29362700	Vitamin C & its derivatives	491 786	1 333 463	3 524 989	8 638 915
29362800	Vitamin E & its derivatives	375 542	562 269	4 150 718	6 457 182
29362900	Other vitamins & their derivatives	265 713	494 709	2 381 117	5 239 010
29369000	Provitamins,natural or reproduced by synthesis (including natural concentrates)	27 923	80 268	378 369	1 025 311
29371200	Insulin & its salts	3	8	233	400 233
29371900	Polypeptide,protein&glycoprotein hormones,their derivatives &struct analogue,oth than somatrotopin&insulin&its salts	56	261	11 289	34 793
29372100	Cortisone, hydrocortisone, prednisone (dehydrocortisone) & prednisolone (dehydrohydrocortisone)	305	490	137 982	218 090
29372200	Halogenated derivatives of corticosteroidal hormones	236	905	328 216	1 899 077
29372300	Oestrogens & progestogens	1 667	2 586	1 331 737	1 920 956
29372900	Steroidal hormone, their derivative& structural analogues oth than HS29372100-29372300	667	1 560	845 880	2 061 712
29375000	Prostagl&ins, thromboxanes & leukotrienes, their derivatives & structural analogues	24	32	32 470	57 275
29379010	Of oxygenfunction aminocompounds	140	155	3 373	401 673
29379020	Epinephrine, aminoacid derivatives	4	7	9	21 047
29379090	Other Hormone,prostagl&ins,thromboxane&leukotriene, natural/reproduced by synthesis,use primarily as hormone	64	64	29 236	29 236
29381000	Rutoside (rutin) & its derivatives	68	182	8 653	16 574
29389000	Glycosides,natural/reproduced by synthesis,&their salt,ether, ester&other deriv,Oth than Rutoside(rutin) & its derivative	16 375	48 152	867 247	2 495 763
29391190	Buprenorphine,codein,ethylmorphin,etorpi ne,heroin,morphine,oxycodon,salt thereof	600	600	297 000	297 000
29391900	Alkaloids of opium & their derivatives, salts thereof, other than head 2939.11	3	309	3 496	189 382
29392010	Alkaloids of cinchona & their derivatives, salts thereof, Quinine & its salts	2 001	4 001	155 095	310 095
29392090	Alkaloids of cinchona & their derivatives, salts thereof, oth than Quinine & its salts	0	5	0	11 300
29393000	Caffeine & its salts	70 471	139 998	1 802 330	3 194 118
29394100	Ephedrine & its salts	350	352	21 300	23 438
29394200	Pseudoephedrine (INN) & its salts	975	2 953	79 221	212 674
29394400	Norephedrine & its salts	1	1	90	90
29394910	Phenylpropanolamine (PPA)	1 675	1 676	126 425	126 437
29394990	Oth ephedrines and their salts oth than ephedrin, pseudo, cathine, norephedrin & Phenylpropanolamine	0	1	0	4 700
29395900	Theophylline & aminophylline & their derivatives, salts thereof, Other Fenetylline (INN) & its salts	12 160	17 221	290 880	492 196
29396200	Ergotamine(INN) & its salts	3	3	10 500	10 500
29396900	Alkaloids of rye ergot & its deriv.,its salts,not ergometrine & its	10	10	361	361
29397900	Oth alkaloids of rye ergot & its derivative, salts thereof	199	482	162 318	890 594
29398000	Other Synthesis Alkaloid	208	210	52 676	53 659
29400000	Sugars, chemically pure oth than sucrose ,lactose, maltose, glucose, & fructose	253 609	451 095	1 405 266	2 770 984
29411011	Amoxicillin & its salts, Nonsterile	130 001	279 001	4 253 333	9 492 793
29411019	Amoxicillin & its salts, Steril	34 076	68 396	1 154 656	2 204 756
29411020	Ampicillin & its salts	5 153	24 274	158 061	759 312
29411090	Penicillins & their derivatives with a penicillanic acid structure, salts thereof, other than Amoxicillin & Ampicillin	1 621	2 598	231 220	311 483
29412000	Streptomycins & their derivatives, salts thereof	0	5 540	0	165 805
29413000	Tetracyclines & their derivatives, salts thereof	5 903	25 782	424 171	973 349
29414000	Chloramphenicol & its derivatives, salts thereof	9 132	20 134	650 179	1 596 199
29415000	Erythromycin & its derivatives, salts thereof	6 140	7 639	334 615	582 533

https://www.bps.go.id

I.3. IMPOR MENURUT KOMODITI / IMPORT BY HS COMMODITY

***** FEBRUARI / *FEBRUARY 2022* *****

H S	Uraian Komoditi/*Commodity Description*	Berat bersih/*Net weight* (Kg)		Nilai/*Value CIF* (US$)	
		Bulan ini *Current month*	Kumulatif *Cum. Jan. to date*	Bulan ini *Current month*	Kumulatif *Cum. Jan. to date*
29419000	Oth antibiotics	55 963	95 875	4 053 033	7 452 335
29420000	Other organic compounds.	131 889	492 016	1 134 734	3 433 031
30012000	Extracts of gl&s or other organs or of their secretions	25	26	2 650	3 348
30019000	Heparin&its salts,oth human/animal substance prepared for therapeutic/prophylactic uses,not elsewhere specified/included	5	65	10 459	602 924
30021210	Antisera, plasma protein solutions, haemoglobin powder	8 256	16 732	3 404 463	5 337 347
30021290	Antisera & oth bloodfractions other than plasma protein solutions; haemoglobin powder	140	450	126 562	330 699
30021300	Oth blood fractions, whet/not modified/obtain by biotechnological process,mixed not put up in measured doses	253	3 718	329 303	790 295
30021400	Oth blood fractions, whet/not modified/obtain by biotechnological process,unmixed not put up in measured doses	0	2	0	41
30021500	Oth blood fractions, whet/not modified/obtain by biotechnological process,put up in measured doses	23 321	45 992	7 378 783	12 386 622
30021900	Other Antisera,oth bloodfractions&immunological products, whether or not modified/obtained by biotechnological process	2	126	558	182 377
30022020	Pertussis, measles, meningitis or polio vaccines	2 930	2 930	3 190 765	3 190 765
30022090	Vaccines for human medicine, Other than Tetanus toxoid & Pertussis, measles, meningitis or polio vaccines	8 936	62 686	11 069 717	218 625 940
30023000	Vaccines for veterinary medicine	45 480	102 410	3 073 119	10 466 583
30029000	Other blood fractions & immunological products other than Antiserum & Vaksin for human dan veterinary	44 287	110 602	460 580	1 284 688
30031090	Oth medcn cont penicillins /derivative's w/ penicillanic acid stru,not	172 500	352 500	642 983	1 273 906
30032000	Medicaments containing oth antibiotics	32 690	134 764	372 275	2 391 678
30033100	Medicaments Containing insulin	58	58	750 000	750 000
30033900	Medicaments not Containing insulin	0	5 120	0	22 754
30034900	Medicament cont alkaloid/drv not contain harmone/head 2937/antibiotic,than quinin	149	149	165 986	165 986
30039000	Oth medicaments cont mix _2 constituents for therapeutic/prophylactic,not retail	15 201	82 869	1 126 833	2 637 581
30041016	Medicaments Containing ampicillin, amoxycillin or salts thereof, of a kind taken orally	0	3 579	0	61 138
30041019	Medicaments cont streptomycins/derivativ ,other than ointment form,for retail	13 064	43 419	529 833	883 295
30041021	Medicaments Containing streptomycins or derivatives thereof, In ointment form	40	88	1 312	2 884
30041029	Medicaments Containing streptomycins or derivatives thereof, Other than In ointment form	0	905	0	87 013
30042010	Antibiotic medicaments contain gentamycin, lincomycin, sulfamethoxazole/its derivatives,a kind taken orally/ointment form	2 362	4 727	378 336	757 321
30042031	Medicaments antibiotics Containing erythromycin or derivatives thereof of a kind taken orally	0	6 000	0	14 188
30042039	Medicaments antibiotics containing erythromycin/its derivatives,other than of a kind taken orally&In ointment form	0	481	0	15 408
30042071	Antibiotic medicaments containing tetracyclines/ chloramphenicols/ its derivatives,of a kind taken orally/in ointment	0	593	0	10 292
30042079	Antibiotic medicaments contain tetracyclines/chloramphenicols/its derivatives,not a kind taken orally/in ointment form	1 767	19 367	29 759	148 365
30042091	Antibiotic medicaments,not contain tetracyclines/chloramphenicols/ its derivatives,not a kind taken	360	2 107	143 934	174 966
30042099	Antibiotics medicaments other than 3004.10.15-3004.20.91	122 501	248 960	930 152	2 709 213
30043100	Medicaments containing insulin	36 294	58 043	7 230 896	10 733 592
30043240	Medicaments cont hydrocortisone sodium succinate/fluocinolone acetonid, retail	0	189	0	15 517
30043290	Oth med cont corticosteroid hormon,their derivative/struc analog,in dosses/retail	7 608	21 467	1 216 353	3 280 000
30043900	Medicaments contain hormones/o.prod.of head.29.37,not contain insulin&corticosteroid hormones&its deriv./structr.analog	4 176	39 387	2 511 060	7 971 785
30044990	Medicaments cont morphine/its derivative ,for taking orally, in dosses/for retail	32 852	43 193	340 563	988 314

https://www.bps.go.id

I.3. IMPOR MENURUT KOMODITI / IMPORT BY HS COMMODITY

***** FEBRUARI / *FEBRUARY 2022* *****

H S	Uraian Komoditi/*Commodity Description*	Berat bersih/*Net weight* (Kg)		Nilai/*Value CIF* (US$)	
		Bulan ini *Current month*	Kumulatif *Cum. Jan. to date*	Bulan ini *Current month*	Kumulatif *Cum. Jan. to date*
30045010	Medicaments containing vitamins Of a kind suitable for children, in syrup form	3	3	232	232
30045021	Medicaments containing more than one vitamin Of a kind suitable for children, in syrup form Of a kind taken orally	259	331	9 581	13 948
30045029	Medicaments contain>1 vit/oth products of heading 29.36,suitable for children,not in syrup form,of a kind taken orally	59	151	3 677	13 170
30045091	Medicaments contain vitamin A,B,C/other products of heading 29.36,not suitable for children,in syrup form,taken orally	110	125	1 990	2 651
30045099	Medicaments containing more than one vitamins or other products of heading 29.36, Other than vitamin A, B & C	35 467	67 802	281 815	671 647
30049010	Transdermal therapeutic system patches for the treatment of cancer or heart diseases	152	152	103 056	103 056
30049030	Antiseptics	15 005	19 576	70 115	114 371
30049049	Anaesthetics,Other than Containing procaine hydrochloride	3 358	12 314	920 985	2 374 599
30049051	Analgesics,antipyretic&oth med cont para cetamol/dipyrone,acetylsalicylic,taken o	1 204	1 204	204 381	204 381
30049059	Analgesic,antipyretic&oth med cont acety lsalicylic acd,paractaml/dpyron,not oral	1 853	3 712	1 594 836	3 138 403
30049065	Antimalarials, Not Containing primaquine & artemisinin other than of subheading 3004.60.10, Herbal medicaments	1 848	1 854	56 064	56 357
30049069	Antimalarials, Not Containing primaquine & artemisinin other than of subheading 3004.60.10, Herbal medicaments	1	4	36	193
30049071	Anthelmintic, Containing piperazine or mebendazole (INN)	76	76	1 918	1 918
30049079	Anthelminti containing piperazine or mebendazole (INN) for Herbal medicaments	422	2 202	145 124	270 870
30049082	Other medicaments for the treatment of HIV/AIDS	31	1 000	86 428	4 131 087
30049089	Oth medicaments for other intractable diseases oth than HIV/AIDS	4 494	7 597	2 487 258	6 060 774
30049091	Other medicaments containing sodium chloride or glucose, for infusion	495 117	700 759	430 195	554 711
30049092	Other medicaments containing sorbitol or salbutamol, for infusion	0	3 904	0	46 880
30049093	Other medicaments containing sorbitol or salbutamol, in other	3 944	3 944	492 776	492 776
30049096	Nasaldrop medicaments containing naphazoline, xylometazoline or oxymetazoline	138	157	1 389	1 717
30049098	Herbal medicaments	58 198	237 522	7 764 676	12 487 988
30049099	Other medicaments except HS 3004.10.15 to 3004.90.98	868 818	1 461 401	16 538 885	41 613 581
30051010	Adhesive dressings & other articles having an adhesive layer, impregnated or coated with pharmaceutical substances	4	71	32	4 484
30051090	Adhesive dressings&other articles having an adhesive layer,except impregnated or coated with pharmaceutical substances	28 127	81 051	881 187	2 582 717
30059010	Bandages	34 257	58 935	381 658	723 760
30059020	Gauze	11 190	49 991	106 484	357 986
30059090	Wadding & similar articles, except bandage & gauze	90 150	171 380	1 334 084	2 274 322
30061010	Sterile absorbable surgical or dental yarn, sterile surgical or dental adhesion barriers, whether or not absorbable	4 103	17 111	937 239	1 672 382
30061090	Sterile surgical catgut,sterile adhesive tissue for surgicl wound close&laminari	1 101	2 458	232 195	517 488
30062000	Bloodgrouping reagents	3 021	5 669	345 749	592 436
30063020	Opacifying prep for Xray examinations, reagents of microbial origin, of a kind suit for veterinary biological diagnosis	3 332	3 682	257 845	334 026
30063030	Opacifying preparation for Xray examinations, other microbial diagnostic reagents	778	1 029	23 786	48 579
30063090	Opacifying preparations for Xray examinations, other than HS 3006.30.10 to 30	0	390	0	163 139
30064010	Dental cements & other dental fillings, bone reconstruction cements	6 004	11 628	375 058	873 247
30064020	Bone reconstruction cements	63	63	5 657	5 657
30065000	Firstaid boxes & kits	238	281	5 018	10 510
30066000	Chemical contraceptive preparations based on hormones, on other products of heading 29.37 or on spermicides	2 030	2 030	112 000	112 000
30067000	Gel prep designed to be used in hum or vet med as a lubricant for parts of the body for surg operations or physical exam	10 146	49 778	121 414	530 423

https://www.bps.go.id

I.3. IMPOR MENURUT KOMODITI / IMPORT BY HS COMMODITY

***** FEBRUARI / *FEBRUARY 2022* *****

H S	Uraian Komoditi/*Commodity Description*	Berat bersih/*Net weight* (Kg)		Nilai/*Value CIF* (US$)	
		Bulan ini *Current month*	Kumulatif *Cum. Jan. to date*	Bulan ini *Current month*	Kumulatif *Cum. Jan. to date*
30069100	Appliances identifiable for ostomy use	1 582	2 799	65 204	106 267
30069290	Waste pharmaceuticals other than medicaments for the treatment of cancer, HIV/AIDS or other intractable diseases	3	8	87	147
31010010	Veg fertilisers,mixed/chemically treated or not,fertilisers produced by the mixing/chem treatment of solely veg origin	522 500	1 137 977	298 290	629 276
31010092	Animal fertilisers (other than guano),chemically treated	0	69 787	0	163 860
31010099	Animal fertilisers,not chemically treated	25 000	75 006	16 250	48 868
31021000	Urea, whether or not in aqueous solution	406	411	2 445	2 575
31022100	Ammonium sulphate	55 116 620	130 855 434	21 872 846	55 786 213
31022900	Double salts & mixtures of ammonium sulphate & ammonium	5 400	261 780	14 634	171 536
31023000	Ammonium nitrate, whether or not in aqueous solution	66 000	66 000	47 850	47 850
31025000	Sodium nitrate	171 000	297 001	103 425	182 790
31026000	Double salts & mixtures of calcium nitrate & ammonium nitrate	684 220	1 205 820	332 529	561 232
31029000	Mineral or chemical fertilisers, nitrogenous, other than HS 3102.10 to 80	134 924	290 929	644 614	1 383 706
31031190	Superphosphates containing by weight 35 % or more of diphosphorus pentaoxide (P2O5), other than feed grade	7 340 000	7 780 000	3 758 580	3 959 660
31039090	Mineral or chemical fertilisers, phosphatic, other than superphosphate & calcined phosphatic fertilisers	139 310 900	218 055 110	17 682 214	27 357 386
31042000	Potassium chloride	216 316 631	522 423 775	118 912 310	290 094 955
31043000	Potassium sulphate	84 180	170 630	98 049	195 715
31049000	Mineral or chemical fertilisers, potassic, other than potassium chloride & potassium sulphate	3 021 143	5 658 689	1 137 697	2 081 100
31051010	Superphosphates & calcined phosphatic fertilisers in tablets or similar forms of a gross weight not exceeding 10 kg,	4	4	40	40
31051020	Mineral/chem fertilisers containing the 2 or 3 of the fert elements in tablets or similar forms of a gross weight ?10 kg	156 900	426 901	273 444	451 672
31051090	Goods of this Chapter in tablets or similar forms or in packages of a gross weight <10 kg, oth than 3105.10.10-20	429 636	1 286 749	249 338	730 655
31052000	Mineral or chemical fertilisers containing the three fertilising elements nitrogen, phosphorus & potassium	14 174 320	37 060 445	8 951 048	22 971 468
31053000	Diammonium hydrogenorthophosphate (diammonium phosphate)	32 206 248	48 987 527	31 215 596	49 111 535
31054000	Ammonium dihydrogenorthophosphate & mixtures thereof with diammonium hydrogenorthophosphate	524 401	635 353	409 497	519 150
31055100	Other mineral or chemical fertilisers containing the two fertilising elements nitrates & phosphates	2 635	2 963	17 147	19 837
31055900	Oth mineral/chemical fertilisers contain fertilising elements nitrogen&phosphorus, exc containing nitrates&phosphates	0	188 680	0	95 971
31056000	Mineral or chemical fertilisers containing the two fertilising elements phosphorus & potassium	36 835	130 223	75 310	256 745
31059000	Min or chem fert cont 2 or 3 of the fert ele, oth fert,in tablets or sim forms of a GW?10 kg,oth than HS 3105.10 to 90	2 911 180	6 468 162	1 487 378	3 589 751
32011000	Quebracho extract	13 000	13 032	33 693	33 716
32012000	Wattle extract	78 750	148 750	120 797	195 347
32019000	Tanning extracts of vegetable origin,tannins&their salts, ethers, ester&other derivatives, exc quebracho&wattle extract	610	2 449	53 906	117 827
32021000	Synthetic organic tanning substances	268 680	674 619	537 466	1 229 101
32029000	Inorganic tanning substances, tanning prep, won containing natural tanning substances, enzymatic prep for pre-tanning.	158 273	451 962	223 456	626 330
32030010	Colouring matter of veg/animal origin incl dyeing extracts excl animal black, of a kind used in the food/drink ind	5 533	48 538	216 131	1 438 448
32030090	Col matter of veg/animal origin incl dyeing extracts excl animal	44	275	3 276	23 204
32041110	Crude disperse dyes & preparations based thereon	579 894	1 023 859	4 597 220	8 863 824
32041190	Disperse dyes & preparations based thereon, other than crude disperse dyes	1 101 396	2 543 669	7 140 557	15 994 087
32041210	Acid dyes, whether or not premetallised, & preparations based thereon	64 198	184 743	406 900	1 143 534
32041290	Mordant dyes & preparations based thereon	97 786	248 185	1 096 651	2 307 924
32041300	Basic dyes & preparations based thereon	97 711	197 037	491 216	893 123
32041400	Direct dyes & preparations based thereon	374 883	1 138 344	1 306 955	3 821 014

https://www.bps.go.id

I.3. IMPOR MENURUT KOMODITI / IMPORT BY HS COMMODITY

***** FEBRUARI / *FEBRUARY 2022* *****

H S	Uraian Komoditi/*Commodity Description*	Berat bersih/*Net weight* (Kg)		Nilai/*Value CIF* (US$)	
		Bulan ini *Current month*	Kumulatif *Cum. Jan. to date*	Bulan ini *Current month*	Kumulatif *Cum. Jan. to date*
32041500	Vat dyes (including those usable in that state as pigments) & preparations based thereon	127 849	294 970	1 927 585	4 308 502
32041600	Reactive dyes & preparations based thereon	1 279 594	2 774 298	7 680 908	16 003 879
32041710	Synthetic organic pigment in powder form	676 758	1 237 667	6 690 594	12 644 032
32041790	Pigments & preparations based thereon, other than synthetic	400 908	1 058 241	2 738 381	6 919 368
32041900	Synth organic col matter& prep based thereon as specified in Note 3 to this Chapter, oth than HS 3204.11 to 3204.17.90	400 404	631 405	1 446 685	3 246 582
32042000	Synthetic organic products of a kind used as fluorescent brightening agents	601 508	1 321 837	2 431 168	6 927 304
32049000	Synthetic organic colouring matter, prep as specified in Note 3 to this Chapter , other than HS 3204.11 to 3204.20	357 293	691 955	1 870 010	5 165 711
32050000	Colour lakes, preparations as specified in Note 3 to this Chapter based on colour lakes.	23 286	77 930	315 658	887 995
32061110	Pigments based on titanium dioxide containing 80 % or more by weight of titanium dioxide calculated on the dry matter	6 897 779	15 317 014	23 055 534	50 647 846
32061190	Preparations based on titaniumdioxide containing 80% or more by weight of titaniumdioxide calculated on the dry matter	589 779	2 397 430	2 094 970	8 145 372
32061910	Pigments based on titanium dioxide containing less than 80 % by weight of titanium dioxide calculated on the dry matter	166 822	398 605	981 808	1 679 302
32061990	Preparations based on titaniumdioxide containing lessthan 80% by weight of titaniumdioxide calculated on the dry matter	266 802	1 080 457	749 988	2 925 447
32062010	Chrome yellow, chrome green & molybdate orange or red based on chromium compounds	146 624	212 210	567 671	812 497
32062090	Pigments&prep based on chromium compounds,oth than chrome yellow,chrome green&molybdate orange/red from chrome compounds	38 885	67 240	187 397	318 524
32064110	Preparations based on ultramarine	48	62 188	2 793	63 733
32064190	Ultramarine	97 520	214 187	290 786	636 703
32064290	Lithopone & other pigments based on zinc sulphide	0	10 700	0	33 665
32064910	Other prep, exc ultramarine & prep based thereon & lithopone & other pigments & prep based on zinc sulphide	476 389	798 962	949 685	1 925 532
32064990	Other colouring matter, exc ultramarine & prep based thereon & lithopone & oth pigments & prep based on zinc sulphide	1 252 301	2 951 116	3 621 992	8 193 649
32065010	Preparations of a kind used as luminophores	0	5	0	72
32065090	Inorganic products of a kind used as luminophores, other than preparations	27 294	53 472	148 448	307 682
32071000	Prepared pigments, prepared opacifiers, prepared colours & similar preparations	488 206	1 314 920	1 702 510	4 797 982
32072010	Enamel frits	544 459	1 847 068	312 266	1 132 946
32072090	Vitrifiable enamels & glazes, engobes (slips) & similar preparations, other than enamel frits	1 180 700	3 144 199	1 190 368	3 033 780
32073000	Liquid lustres & similar preparations	14 865	324 937	337 647	1 113 703
32074000	Glass frit & other glass, in the form of powder, granules or flakes	5 061 463	14 574 683	2 240 622	7 104 663
32081011	Varnishes (including lacquers) based on polyesters of a kind used in dentistry	2	2 567	72	19 088
32081019	Varnishes (including lacquers) based on polyesters except of a kind used in dentistry	95 076	268 780	489 346	1 236 348
32081020	Antifouling &/or anticorrosive paints for shipsí hulls based on	5 760	6 819	21 181	27 376
32081090	Paint incl enamels based on polyesters,oth than varnishes incl lacq&antifouling &/or anticorrosive paint for ships'hulls	194 049	558 991	922 105	2 448 548
32082040	Antifouling &/or anticorrosive paints for shipsí hulls based on acrylic or vinyl polymers	21 992	37 106	309 080	407 927
32082090	Paint&varnishes incl enamels&lacquers based on acrylic/vinyl polymers,oth than antifouling &/or anticorrosive paint	928 370	1 868 355	4 416 401	9 684 996
32089011	Varnishes incl enamels,>100?C heat resis,of a kind used in dentistry, exc based on polyesters, acrylic/vinyl polymers	0	935	0	9 869
32089019	Varnishes incl enamels,>100?C heat resis,exc of a kind used in dentistry&based on polyesters, acrylic/vinyl polymers	217 475	733 688	1 283 185	3 426 087
32089029	Varnishes incl lacquers,?100?C heat resis,exc of a kind used in dentistry&based on polyesters, acrylic/vinyl polymers	53 682	150 917	997 235	1 988 949

https://www.bps.go.id

I.3. IMPOR MENURUT KOMODITI / IMPORT BY HS COMMODITY

***** FEBRUARI / *FEBRUARY 2022* *****

H S	Uraian Komoditi/*Commodity Description*	Berat bersih/*Net weight* (Kg)		Nilai/*Value CIF* (US$)	
		Bulan ini *Current month*	Kumulatif *Cum. Jan. to date*	Bulan ini *Current month*	Kumulatif *Cum. Jan. to date*
32089030	Antifouling &/or anticorrosive paints for shipsíhulls except based on polyesters & based on acrylic or vinyl polymers	52	156 230	690	1 029 804
32089090	Paint&varnishes incl enamels&lacquers exc based on polyesters & based on acrylic/vinyl polymers&HS 3208.90.10 to3208.90.30	934 022	2 537 841	4 275 121	11 952 670
32091010	Varnishes (including lacquers), based on acrylic or vinyl polymers	202 150	432 057	297 551	773 919
32091040	Leather paints, based on acrylic or vinyl polymers	6 723	11 878	61 495	108 308
32091050	Antifouling &/or anticorrosive paints for shipsí hulls, based on	88	1 860	5 687	11 758
32091090	Paints&varnishes incl enamels&lacq based on acry/ vinyl poly,exc varn, lacq,(leather,antifouling,anticorrosive) paints	629 817	1 285 439	1 725 521	3 707 208
32099000	Paints&varn incl enamels&lacq based on synth poly or chem mod nat poly,disprsd in a wtr med,exc bsd on acrylc/vinyl poly	435 218	1 209 316	1 896 381	4 794 259
32100010	Varnishes (including lacquers)	28 704	116 486	150 525	763 153
32100030	Prepared water pigments of a kind used for finishing leather	34 795	51 751	183 678	259 136
32100091	Antifouling &/or anticorrosive paints for shipsí hulls	820	25 605	11 747	58 242
32100099	Ot.paint incl enamel,exc varnish,distemper,prep.wtr pigment for finish leather,antifoul&anticorsive paint for shipíhulls	206 846	416 395	1 390 657	2 601 157
32110000	Prepared driers.	232 985	467 842	1 023 990	1 869 272
32121000	Stamping foils	88 374	295 207	965 640	3 133 816
32129011	Aluminium paste dispersed in nonaqueous media, of a kind used in the manufacture of paints (including enamels)	144 942	364 094	777 380	1 779 796
32129013	White lead dispersed in oil , in liquid or paste form, of a kind used in the manufacture of paints (including enamels)	0	14	0	382
32129014	Pigments incl metallic powders&flakes dispersed in not water media,in liq/paste form,of a kind used manufac leatherpaint	52 029	149 826	366 237	969 080
32129019	Oth than pigments of aluminium paste, white lead dispersed in oil for leather	110 939	248 992	1 026 084	2 098 938
32129022	Other dyes put up in forms or packings for retail sale, other than of a kind used in the food or drink industries	5 864	5 928	43 133	44 173
32129029	Other colouring matter put up in forms/packings for retail sale,other than of a kind used in the food/drink industries	67 290	177 850	350 162	897 683
32131000	Colours in sets	58 137	149 438	237 792	560 409
32139000	Artists',students' colours, modifying tints,amusement colours&the like,in tubes/in similar forms,exc colours in sets	14 206	36 769	90 061	173 814
32141000	Glaziers' putty, grafting putty, resin cements, caulking compounds & other mastics, painters' fillings	808 953	1 800 681	3 271 540	7 097 421
32149000	Non-refractory surfacing preparations for facades, indoor walls, floors, ceilings or the like.	745 703	1 743 203	2 420 848	5 316 084
32151110	Printing ink, black, ultraviolet curable	18 252	92 079	112 021	703 629
32151190	Printing ink, black other than ultraviolet curable ink	191 496	445 418	2 216 170	4 878 113
32151900	Printing ink, other than black	728 906	1 620 491	6 804 878	16 661 840
32159010	Carbon mass of a kind used to manufacture carbon paper	39	269	5 066	15 736
32159060	Writing or drawing ink	15 461	44 290	262 780	523 086
32159070	Ink of a kind suitable for use with duplicating machines of heading 84.72	17 897	24 458	137 829	160 691
32159090	Oth ink of a kind suitable for use with duplicating machines of heading 84.72	411 968	970 909	7 122 133	13 253 376
33011200	Essential oils of orange	64 968	218 203	1 200 156	2 830 069
33011300	Essential oils of lemon	6 632	13 518	198 006	376 338
33011900	Essential oils of citrus fruit, except orange & lemon	51 000	77 766	1 577 067	2 365 922
33012400	Essential oils of peppermint (Mentha piperita)	115 922	190 318	1 496 633	2 501 328
33012500	Essential oils of other mints, except peppermint (Mentha piperita)	9 312	28 920	230 145	648 388
33012910	Essential oils of lemon grass, citronella, nutmeg, cinnamon, ginger, cardamom, fennel or palmrose	2 040	21 677	94 036	455 064
33012920	Essential oils of s&alwood	257	362	8 241	13 274
33012990	Oth essential oil of lemon grass, citronella, nutmeg, cinnamon, ginger, ca	299 958	959 946	4 704 302	13 686 304
33013000	Resinoids	9 804	12 711	366 587	454 925
33019010	Aqueous distillates & aqueous solutions of essential oils suitable for medicinal use	432	754	111 371	183 172
33019090	Essential oils other than HS 3301.12.00 to 3301.90.10	214 952	344 361	2 669 965	5 067 323

https://www.bps.go.id

I.3. IMPOR MENURUT KOMODITI / IMPORT BY HS COMMODITY

***** FEBRUARI / *FEBRUARY 2022* *****

H S	Uraian Komoditi/*Commodity Description*	Berat bersih/*Net weight* (Kg)		Nilai/*Value CIF* (US$)	
		Bulan ini *Current month*	Kumulatif *Cum. Jan. to date*	Bulan ini *Current month*	Kumulatif *Cum. Jan. to date*
33021010	Odoriferous alcoholic preparations of a kind used in the manufacture of alcoholic beverages, in liquid form	0	1	0	8
33021020	Odoriferous alcoholic preparations of a kind used in the manufacture of alcoholic beverages, other than liquid forms	122	136	1 345	1 896
33021090	Oth mixed of odoriferous of a kind used in the food or drink industries	787 984	1 744 858	11 554 989	26 200 120
33029000	Oth prep based on odoriferous substances for the manufacture of beverages	1 371 881	2 808 914	24 941 235	50 606 004
33030000	Perfumes & toilet waters.	202 197	384 399	9 219 279	16 865 664
33041000	Lip makeup preparations	99 569	181 056	2 383 181	4 462 018
33042000	Eye makeup preparations	166 647	282 338	3 625 112	6 595 877
33043000	Manicure & pedicure preparations	75 240	194 257	306 355	832 607
33049100	Beauty or make up preparations powders, whether or not compressed	177 034	240 832	1 492 577	2 995 199
33049920	Antiacne preparations	2 027	5 039	42 582	105 109
33049930	Other face or skin creams & lotions	701 151	1 444 395	7 916 366	15 587 752
33049990	Oth than anti-acne creams and oth face or skin creams & lotions	317 588	694 264	6 429 490	11 595 561
33051010	Shampoos having antifungal properties	18 494	30 460	170 205	282 070
33051090	Shampoos not having antifugal properties	142 394	289 995	865 186	1 911 541
33052000	Preparations for permanent waving or straightening	69 881	160 438	395 123	784 096
33053000	Hair lacquers	959	1 150	23 862	27 735
33059000	Preparations for use on the hair, except shampoos, preparations for permanent waving or straightening & hair lacquer	587 288	1 252 675	2 975 296	6 249 974
33061010	Dentifrices in powders forms & pastes for dental prophylaxis	79 847	390 803	471 263	1 581 413
33061090	Dentifrices not in powders forms & other than pastes for dental prophylaxis	1 565	3 435	14 509	51 428
33062000	Yarn used to clean between the teeth (dental floss)	1 039	7 538	13 755	70 253
33069000	Prep for oral/dental hygiene, incl denture fixative pastes&powders,in individual retail packages,other than dentifrices.	241 080	479 439	1 011 005	2 060 778
33071000	Preshave, shaving or aftershave preparations	8 079	21 881	52 020	157 092
33072000	Personal deodorants & antiperspirants	133 260	154 037	1 025 180	1 262 407
33073000	Perfumed bath salts & other bath preparations	9 529	105 089	113 194	327 870
33074110	ìAgarbattiî & oth odoriferous prep which operate by	31 754	47 585	35 829	53 319
33074190	ìAgarbattiî& other odoriferous prep which operate by burning, exc	108 836	281 136	368 302	855 309
33074910	Room perfuming preparations, whether or not having disinfectant properties	8 911	16 729	254 422	486 834
33074990	Deodorising rooms, other than room perfuming preparations, whether or not having disinfectant properties	30 421	72 397	232 109	858 905
33079010	Animal toilet preparations	50 221	127 566	133 516	289 312
33079030	Papers & tissues, impregnated or coated with perfume or cosmetics	17 821	48 488	173 454	275 002
33079040	Other perfumery or cosmetics, including depilatories	30	3 307	835	26 551
33079050	Contact lens or artificial eye solutions	140 570	263 435	457 163	905 173
33079090	Depilatories&other perfumery,cosmetic or toilet preparations, notelsewhere specified or included,exc. HS 3307.90.10 to 50	510	14 829	4 513	30 114
34011140	Medicated soap including disinfectant soap	15 888	63 166	36 904	145 959
34011150	Other soap including bath soap	278 489	657 888	910 469	2 313 505
34011160	Soap&org surf-active prod&prep, of felt/nonwovens,impregnated,coated/covered w/ soap/detergent	2	2	3	3
34011190	Soap&org surf-active prod&prep,form of bars,cakes,mould pcs/shapes,&pap.wad,felt etc,for toilet use exc HS3401.11.40-60	161 168	174 811	579 825	730 469
34011910	Soap&org surf-active products&prep,of felt&nonwovens, impreg,coated/cov w/ soap/det,exc for toilet use incl med products	1 330	1 443	7 930	8 765
34011990	Soap&org surf-active prod&prep,form of bars,cakes,moulded pieces/shapes,pap,wadding,exc for toilet use incl med products	72 058	89 102	12 684	59 998
34012020	Soap chips	22 386	109 147	50 364	201 460
34012091	Soap in other forms of a kind used for flotation deinking of recycled paper, other than soap chips	389	839	2 671	6 108
34012099	Soap in other forms, other than soap chips & soap of a kind used for flotation deinking of recycled paper	128 860	283 900	242 273	513 255
34013000	Organic surfaceactive products&prep for washing the skin,in the form of liq/cream&put up for retSale,containing soap/not	469 302	957 270	1 727 913	3 547 496

https://www.bps.go.id

I.3. IMPOR MENURUT KOMODITI / IMPORT BY HS COMMODITY

***** FEBRUARI / *FEBRUARY 2022* *****

H S	Uraian Komoditi/*Commodity Description*	Berat bersih/*Net weight* (Kg)		Nilai/*Value CIF* (US$)	
		Bulan ini *Current month*	Kumulatif *Cum. Jan. to date*	Bulan ini *Current month*	Kumulatif *Cum. Jan. to date*
34021110	Sulphated fatty alcohols, whether or not put up for retail sale	504 740	857 278	671 132	1 182 076
34021140	Sulphonated alkylbenzene, whether or not put up for retail sale	750 740	1 366 541	1 222 379	2 330 998
34021190	Anionic except Sulphated fatty alcohols&Sulphonated fatty alcohols incl org surf-active agents,put up for retSale or not	2 956 082	9 231 609	5 464 904	10 984 642
34021200	Cationic including organic surfaceactive agents, whether or not put up for retail sale	667 650	1 863 066	1 959 052	4 476 939
34021310	Hydroxylterminated polybutadiene, whether or not put up for retail sale	208 431	579 631	772 928	1 876 382
34021390	Non-ionic including organic surfaceactive agents, put up for retail sale or not, exc hydroxylterminated polybutadiene	2 928 405	5 842 955	7 917 678	15 530 401
34021910	Org surf-active agents,put up for retSale/not,of a kind suit for use in fire-ext prep,except anionic,cationic&non-ionic	54 813	57 202	102 883	187 603
34021990	Org surf-active agents,put up for retsale/not,oth than anionic,cationic&non-ionic&of a kind suit to use in fire-ext prep	1 127 715	3 129 008	2 148 751	4 289 109
34022014	Surface active preparations put up for retail sale in liquid form	38 876	147 184	138 817	474 295
34022015	Washing/cleaning preparations,including bleaching, cleansing/ degreasing preparations put up for retailsale in liquid form	57 148	107 286	220 280	473 301
34022094	Surface active preparations put up for retail sale except in liquid	91	8 357	438	17 265
34022095	Washing or cleaning prep,including bleaching,cleansing or degreasing prep put up for retailsale except in liquid form	507 042	1 060 296	325 723	713 661
34029011	Anionic wetting agents in liquid form	224 443	552 245	512 713	1 335 845
34029012	Anionic washing or cleaning preparations, including bleaching, cleansing or degreasing preparations in liquid form	176 856	291 972	452 687	723 876
34029013	Other washing or cleaning preparations, including bleaching, cleansing or degreasing preparations in liquid form	30 852	90 614	166 573	423 643
34029014	Other anionic surface active preparations in liquid form	334 518	839 812	872 732	2 145 759
34029019	Surf active prep, wash prep incl aux wash&clean prep,cont soap/not,in liq form, oth than HS34.01, 3402.90.11-14 retSale	534 660	1 185 348	1 563 943	3 412 306
34029091	Anionic wetting agents not in liquid form	209 262	539 259	1 067 244	2 190 653
34029092	Anionic washing or cleaning reparations,including bleaching,cleansing or degreasing preparations not in liquid form	9 364	71 906	63 068	252 891
34029093	Other washing or cleaning preparations,including bleaching,cleansing or degreasing preparations not in liquid form	1 411	2 558	7 629	10 823
34029094	Other anionic surface active preparations not in liquid form	1 356	12 074	8 982	48 124
34029099	Surface active prep,wash prep incl aux wash&clean prep,cont soap/not,in liq form,oth than of 34.01,HS 3402.90.91 to 94	726 569	1 259 018	2 249 923	3 865 985
34031111	Liquid lubricating oil prep, for treatm of textile,or oth material, cont petrol	70 229	97 398	181 672	254 044
34031119	Oth liquid preprtion for the treatment textile or oth materials, cont petroleum	51 840	104 753	363 452	515 517
34031190	Contain petrol oil/oil obtain from bituminous mineral,prep for treat textile materi,leather,furskin/ot.materi,not in lqd	389 371	684 587	837 872	1 401 965
34031911	Liquid oil for aircraft engine cont petroils/oils obtain. bituminous	42 217	69 539	403 065	661 061
34031912	Oth liquid prep content silicone oil, cont petrole oils,or bituminous mineral	1 229	2 341	12 339	26 765
34031919	Oth liquid for other purposes cont petrol oil or bituminous mineral	203 564	421 151	896 023	1 610 382
34031990	Oth lubricating prep cont petroleum oil	280 935	621 916	1 737 197	3 446 768
34039111	Liquid prep cont silicone oil-for treat of textile,or oth matt,not cont petrol	74 001	80 421	261 415	324 961
34039119	Prep cntn.Slcn oil in liq,that contn.no ptrl/oil obtain fr.Bituminous mnrl.prep for treat txtl mtrl.leat.furskin/ot.mtrl	255 905	446 671	802 265	1 380 244
34039190	Prep for proc. of textl.mtrl,leat.,furskins/oth mtrl.dont contain petro oil/oil obtain from Bituminous Miner.bsds in liq	911 463	1 565 341	2 441 701	4 244 677
34039911	Liquid oil for aircraft engine not cont petroleum oils or oils obtain bitumin	12 859	43 983	90 299	324 448
34039912	Oth liquid prep content silicone oil cont petrol oil,or bituminous	3 698	19 246	18 468	65 775
34039919	Oth liquid for other purpose not cont petroleum oil or bituminous	296 921	519 025	1 505 239	2 459 060
34039990	Preparat for treat of textile,leather oth mater,not cont petrol oil,not liquid	580 908	1 403 856	4 019 433	7 649 709
34042000	Of poly(oxyethylene) (polyethylene glycol)	522 628	1 007 859	1 128 851	2 104 288

https://www.bps.go.id

I.3. IMPOR MENURUT KOMODITI / IMPORT BY HS COMMODITY

***** FEBRUARI / *FEBRUARY 2022* *****

H S	Uraian Komoditi/*Commodity Description*	Berat bersih/*Net weight* (Kg)		Nilai/*Value CIF* (US$)	
		Bulan ini *Current month*	Kumulatif *Cum. Jan. to date*	Bulan ini *Current month*	Kumulatif *Cum. Jan. to date*
34049010	Of lignite chemically modified, other than poly (oxyethylene) (polyethylene glycol)	39 390	118 982	74 836	365 944
34049090	Aside from lignite chemically modified & poly (oxyethylene) (polyethylene glycol)	1 724 082	4 331 313	4 050 226	10 332 607
34051000	Polishes, creams & similar preparations for footwear or leather	33	2 802	1 268	14 618
34052000	Polishes, creams & similar preparations for the maintenance of wooden furniture, floors or other woodwork	4 222	4 240	36 119	37 300
34053000	Polishes & similar preparations for coachwork, other than metal polishes	46 250	101 384	267 990	464 555
34054020	Scouring pastes & powders & other scouring preparations, in packaging of a net weight not exceeding 1 kg	11	12 973	202	24 164
34054090	Scouring pastes & powders & other scouring preparations, in packaging of a net weight exceeding 1 kg	3 959	7 571	14 089	29 106
34059010	Metal polishes	19 676	75 180	57 271	246 044
34059090	Other than metal polishes	25 536	74 933	141 284	374 966
34060000	C&les, tapers & the like.	159 774	293 539	408 901	913 072
34070010	Pasta for the model, including those put up for children's amusement	31 319	80 496	118 921	324 026
34070020	Prep known as ""dental wax"", in sets, packings,retail sale or in plates	65	410	2 196	16 257
34070030	Other preparations for use in dentistry, with a basis of plaster (of calcined gypsum or calcium sulphate)	3 255	6 896	180 813	422 305
35011000	Casein	375 644	446 198	3 692 148	4 375 348
35019010	Caseinates & other casein derivatives	653 020	953 100	7 890 926	11 296 344
35019020	Casein glues	0	144	0	391
35021100	Dried egg albumin	8 000	20 000	90 400	215 800
35021900	Other dried egg albumin	0	25 601	0	42 009
35022000	Milk albumin, including concentrates of two or more whey proteins	72 572	78 585	746 702	808 894
35029000	Other than milk albumin, including concentrates of two or more whey proteins	1 016	1 019	41 027	41 163
35030011	Fish glues	36	36	752	752
35030019	Other than fish glue	13	118	295	2 075
35030030	Isinglass	3 000	3 000	14 127	14 127
35030041	Gelatin & gelatin derivatives in powder form with a bloating level of A250 or B230 or higher on the Bloom scale	60 000	328 300	509 200	2 179 500
35030049	Other Gelatin & gelatin derivatives in powder form with a bloating level of A250 or B230 or higher on the Bloom scale	300 164	493 843	2 455 786	4 086 986
35040000	Peptones & their deriv, oth protein substances & their deriv,not specified or included,hide powder,chromed or not.	1 066 654	2 061 291	4 373 668	8 483 591
35051010	Dextrins, soluble or roasted starches	1 584 241	2 735 822	1 459 418	2 795 020
35051090	Other than Dextrins, soluble or roasted starches	16 885 524	34 320 474	14 222 007	29 979 621
35052000	Glues	631 199	1 574 596	1 947 329	4 347 106
35061000	Products suitable for use as glues or adhesives, put up for retail sale as glues or adhesives, net weight ? 1 kg	431 655	1 140 729	2 146 697	5 463 737
35069100	Adhesives based on polymers of headings 39.01 to 39.13 or on	1 878 887	5 736 725	5 907 006	17 752 228
35069900	Other than adhesives based on polymers of headings 39.01 to 39.13 or on rubber	924 128	3 324 580	3 663 080	8 077 474
35071000	Rennet & concentrates thereof	180	360	67	134
35079000	Other than rennet & concentrates thereof	704 720	1 327 734	5 688 707	10 932 071
36020000	Prepared explosives, other than propellent powders.	0	54 746	0	760 729
36030090	Other than semifuses, elemented caps, signal tubes, safety fuses, detonating fuses	29 646	30 030	675 888	694 789
36041000	Fireworks	1 324 633	2 550 774	1 976 204	3 503 979
36061000	Liquid/liquified-gas fuel in containers used for filling or refilling <= 300 cm	2 221	2 221	14 132	14 132
36069020	Lighter flints	5 102	9 902	116 130	224 638
36069040	Resin torches, firelighters & the like	0	227	0	209
36069090	Ferro-cerium&oth pyrophoric alloys in all forms, article Of combustible material ,Oth than hs36069010-36069090	37	109	750	2 701
37011000	For Xray	7 880	18 767	368 486	598 286
37012000	Instant print film	3 309	8 768	131 831	258 326

https://www.bps.go.id

I.3. IMPOR MENURUT KOMODITI / IMPORT BY HS COMMODITY

***** FEBRUARI / *FEBRUARY 2022* *****

H S	Uraian Komoditi/*Commodity Description*	Berat bersih/*Net weight* (Kg)		Nilai/*Value CIF* (US$)	
		Bulan ini *Current month*	Kumulatif *Cum. Jan. to date*	Bulan ini *Current month*	Kumulatif *Cum. Jan. to date*
37013000	Other plates & film, with any side exceeding 255 mm	327 600	628 706	2 154 042	4 010 695
37019110	For colour photography (polychrome) of a kind suitable for use in the printing industry	0	5 751	0	17 619
37019190	Other for colour photography (polychrome) of a type suitable for	1	42	24	2 551
37019910	Other than for colour photography (polychrome), of a kind suitable	22 087	113 642	101 309	515 699
37019990	Other than for colour photography (polychrome), of a kind suitable not for use in the printing industry	63	24 582	6 508	147 880
37023200	Other film, without perforations, of a width not exceeding 105 mm, other, with silver halide emulsion	26	236	1 566	13 496
37023900	Other film, without perforations, of a width not exceeding 105 mm, other than HS 3702.31.00 - 3702.32.00	1 022	2 377	23 345	51 229
37024290	Film oth than for color photogr',width > 610mm, length >200m	5 546	5 546	9 425	9 425
37024300	Oth film, width > 610mm, length < 200m specially prepared for medical service	0	12	0	1 630
37024400	Other film, without perforations, of a width exceeding 105 mm, of a width exceeding 105 mm but not exceeding 610 mm	205	1 611	9 785	305 261
37025290	Other film, for colour photography (polychrome), other than of a kind suitable for use in cinematography	0	15	0	380
37025490	Oth film for color photo16mm<width<35mm, length<30m, oth than for slides	1	2 401	62	172 194
37029690	Oth film for colour photo suitable for use in cinematography	106	106	6 139	6 139
37029890	Other film,other than for colour photography (polychrome),of a width exceeding 35 mm,other than HS 3702.98.10-3702.98.30	19	251	3 103	38 833
37031090	Photographic paper, paperboard & textiles, sensitised, unexposed n rolls of a width exceeding 1,000 mm	1 465	2 228	14 812	32 815
37032000	Oth photograph paper, sensitis, unex- posed for color photography	41 855	91 567	169 296	419 600
37039000	Oth photograph paper, paperboard & text sensitised, unexposed.	24 731	49 238	191 437	385 005
37040090	Photographic plates, film, paper, paperboard & textiles, exposed but not developed,Other than X-ray plates or film	15	789	7	1 222
37050090	Photographic plates & film, exposed & developed, other than cinematographic film,Other than X-ray & microfilm	12	115	353	1 746
37061090	Cinematographic film, exposed & developed of a width of 35 mm or more Other than HS 3706.10.10 - 3706.10.40	14	25	3 202	5 154
37071000	Sensitising emulsions	2 029	25 487	16 845	146 662
37079010	Flashlight materials	0	146	0	647
37079090	Other than flashlight materials not sensitising emulsions	135 049	327 795	1 054 611	2 326 665
38011000	Artificial graphite	436 365	1 750 312	648 058	2 035 646
38012000	Colloidal or semicolloidal graphite	981	2 392	21 284	33 836
38013000	Carbonaceous pastes for electrodes & similar pastes for furnace linings	8 273 126	25 022 641	6 981 626	22 420 289
38019000	Preparations based on graphite/other carbon,blocks,plates/oth semi-manufactures,Oth than HS 38011000-38013000	61 181	90 568	373 893	592 398
38021000	Activated carbon	1 002 707	2 167 456	2 779 515	5 454 755
38029010	Activated bauxite	20 000	20 000	33 144	33 144
38029020	Activated clays or activated earths	5 630 091	9 865 932	2 286 934	3 907 813
38029090	Not Activated carbon,Other than activated bauxite, activated clays or activated earths	2 411 040	4 042 959	968 829	1 728 997
38030000	Tall oil, whether or not refined.	0	17 164	0	50 492
38040010	Concentrated sulphite lye	86 500	154 500	58 642	154 342
38040020	Calcium lignin sulphonates (Ca2LS) binder used for firebrick production	26 250	50 250	29 280	41 760
38040090	Resid lyes from the manufact of wood pulp,Oth than concentrate sulphite lye&Calc lignin sulphonat binder	339 344	899 185	370 775	892 738
38051000	Gum, wood or sulphate turpentine oils	7 838	10 788	10 615	42 317
38059000	Other terpenic oils Other Than Gum, wood or sulphate turpentine	29 468	217 247	190 331	767 799
38061000	Rosin & resin acids	51 025	71 975	158 425	252 043
38063090	Ester gums other than in blocks	174 137	325 681	548 509	1 019 125
38069090	Run gums other than in blocks	70 160	380 040	241 149	1 291 881

https://www.bps.go.id

I.3. IMPOR MENURUT KOMODITI / IMPORT BY HS COMMODITY

***** FEBRUARI / *FEBRUARY 2022* *****

H S	Uraian Komoditi/*Commodity Description*	Berat bersih/*Net weight* (Kg)		Nilai/*Value CIF* (US$)	
		Bulan ini *Current month*	Kumulatif *Cum. Jan. to date*	Bulan ini *Current month*	Kumulatif *Cum. Jan. to date*
38070000	Wood tar, wood tar oils, wood creosote, wood naphtha, vegetable pitch	410	415	26 501	53 851
38085290	Other wood preserv,being prep oth surface coat cont insect/fungi subhd note1/no note1	12 107	34 907	16 992	48 992
38085910	Insecticides	0	14 521	0	146 173
38085929	Fungicides, other than in aerosol containers	10 117	52 157	111 550	624 950
38085939	Herbicides,other than in aerosol containers	43 570	115 797	286 498	718 178
38085940	Antisprouting products	160	160	4 800	4 800
38085960	Disinfectants	67 447	96 477	219 340	406 297
38085991	Wood preservatives, being preparations other than surface coatings, containing insecticides or fungicides	0	5 930	0	27 300
38086190	Good specifd in Subhead Note 2 to this Chapt,in packing of a net weight <= 300 g,other than HS 3808.61.10 - 3808.61.50	16	16	24	24
38086230	Mosquito repellent mats, in packings of a net weight content exceeding 300 g but not exceeding 7.5 kg	23	23	454	454
38086250	Liquid form, in packings of a net weight content exceeding 300 g	50	50	11 540	11 540
38086990	Other than powder for moulding into mosquito coils, in packings of a net weight content exceeding 7.5 kg	5 653	40 378	79 734	873 088
38089120	Insecticides, powder for moulding into mosquito coils	354 882	759 011	2 035 653	5 467 849
38089130	Insecticides in aerosol containers	312	10 341	2 517	48 922
38089140	Insecticides, mosquito repellent coils	1	1	3	3
38089190	Insecticides Other than HS 3808.91.10 - 3808.91.50	1 258 841	3 074 447	19 379 945	43 344 628
38089219	Fungicides, in aerosol packaging with a validamycin content exceeding 3 % by net weight	151 515	384 718	1 921 285	4 202 912
38089290	Fungicides, other than HS 3808.92.11 - 3808.92.19	2 172 620	4 774 722	12 156 949	27 285 307
38089311	Herbicides, antisprouting products & plantgrowth regulators, in aerosol packaging	0	14 776	0	110 818
38089319	Herbicides, antisprouting products & plantgrowth regulators, other than in aerosol packaging	2 065 288	5 583 832	12 961 398	33 136 204
38089320	Herbicides, antisprouting products & plantgrowth regulators, antisprouting products in aerosol packaging	9	9	17	17
38089330	Herbicides, antisprouting products & plantgrowth regulators, antisprouting products other than in aerosol packaging	288 301	834 421	664 055	1 758 867
38089410	Disinfectants containing mixtures of coal tar acid & alkalis	337	27 737	4 581	87 901
38089420	Disinfectants other than those containing mixtures of coal tar acid & alkalis	0	15 755	0	66 372
38089490	Disinfectants other than HS 3808.94.10 - 3808.94.20	555 701	1 139 299	1 401 787	2 700 769
38089910	Wood preservatives, containing insecticides or fungicides	3 824	53 792	74 214	169 360
38089990	Other than wood preservatives, containing insecticides or	807 671	1 388 560	2 699 847	4 897 304
38091000	With a basis of amylaceous substances	673	12 883	4 546	24 403
38099110	Softening agents with a basis of amylaceous substances Of a kind used in the textile or like industries,	96 324	259 382	338 689	874 441
38099190	Finish agents,dye carrier unA basisOfAmylaceous subst of kind used in the textile/like industries,otThan softening agent	1 189 457	2 900 011	3 642 978	8 503 853
38099200	Of a kind used in the paper or like industries	2 084 152	4 022 162	4 120 991	7 243 374
38099300	Of a kind used in the leather or like industries	314 124	753 806	1 270 728	2 894 982
38101000	Pickling preparations for metal surfaces; soldering, brazing/ welding powders&pastes consisting of metal&other materials	436 031	1 106 580	2 596 252	5 382 787
38109000	Other preparations of a kind used as cores or coating for weld electrodes or rods	408 959	1 570 358	1 706 018	4 333 168
38111900	Antiknock preparations , other than based on lead compounds	15 658	56 117	102 263	320 806
38112110	Additives for lubricating oils, containing petroleum oils or oils obtained from bituminous minerals for retail sale	1 193	19 151	23 554	118 704
38112190	Additives for lubricating oils containing petroleum oils or oils	5 341 833	11 573 322	17 391 159	38 676 368
38112900	Additives for lubricating oils, not containing petroleum oils or oils obtained from bituminous minerals	132 017	287 144	952 204	2 004 665
38119010	Other than additives for lubricating oils, prevention rust or corrosion inhibitors	449 779	609 720	1 283 895	1 976 452
38119090	Other than additives for lubricating oils, that is not for prevention rust or corrosion inhibitors	491 884	1 233 484	1 832 892	4 626 562

https://www.bps.go.id

I.3. IMPOR MENURUT KOMODITI / IMPORT BY HS COMMODITY

***** FEBRUARI / *FEBRUARY 2022* *****

H S	Uraian Komoditi/*Commodity Description*	Berat bersih/*Net weight* (Kg)		Nilai/*Value CIF* (US$)	
		Bulan ini *Current month*	Kumulatif *Cum. Jan. to date*	Bulan ini *Current month*	Kumulatif *Cum. Jan. to date*
38121000	Prepared rubber accelerators	2 028 068	4 451 730	8 162 790	16 482 030
38122000	Compound plasticisers for rubber or plastics	1 695 980	3 005 082	1 779 158	3 974 973
38123100	Anti oxidising prep & oth compound stabilisers for rubber or plastics, mixture	540 001	1 474 310	2 025 451	4 875 398
38123900	Anti oxidising prep & oth compound stabilisers for rubber or plastics, exo mixture	1 773 612	5 020 606	6 013 530	15 043 421
38130000	Preparations & charges for fire-extinguishers, charged fire-extinguishing grenades.	539 879	1 114 764	1 022 126	1 745 811
38140000	Organic composite solvents & thinners, not elsewhere specified or included, prepared paint or varnish removers.	1 547 022	3 630 127	3 903 910	8 134 670
38151100	The supported catalysts with nickel or nickel compounds as the active substance	288 221	438 309	3 373 845	7 088 071
38151200	The supported catalysts with precious metal or precious metal	121 617	256 117	6 280 723	16 383 527
38151900	The supported catalysts, other than HS 3815.11.00 - 3815.12.00	116 499	368 381	2 406 988	4 301 352
38159000	Other than the supported catalysts	8 119 205	17 863 069	29 208 997	53 717 690
38160010	Refractory cements	3 891 882	8 315 500	2 261 208	6 433 122
38160090	Other than refractory cements	20 461 393	52 905 678	15 584 789	39 193 424
38170000	Mixed alkylbenzenes & mixed alkylnaphthalenes, other than those of heading 27.07 or 29.02.	3 923 834	6 881 019	6 437 460	11 483 326
38180000	Chemical elementsDopedFor use in electronics, in Discs Form, wafers/similarForm,chemicalCompoundsDopedFor use in electronic.	14 357	58 449	1 675 660	3 250 203
38190000	Hyd brake fluid&oth for hyd trnsmssion whether or not cont<70% weight of petrlm	38 791	383 254	250 089	1 302 625
38200000	Anti-freezing preparations & prepared de-icing fluids.	157 054	642 997	713 780	1 806 149
38210010	Prepared culture media for the development of microorganisms	36 873	57 939	1 196 409	1 995 918
38210090	Other than prepared culture media for the development of microorganisms	261 857	625 519	1 552 401	2 577 445
38220010	Plates, sheets, film, foil & strip of plastics impregnated or coated with diagnostic reagents or laboratory	109 402	202 863	6 806 451	13 806 285
38220020	Paperboard, cellulose wadding & web of cellulose fibres impregnated or coated with diagnostic reagents or laboratory	17 733	32 603	2 174 619	3 238 184
38220030	Sterilisation indicator strips & tapes	13 558	46 585	883 422	1 447 905
38220090	Diagnostic/laboratory reagents on a backing prepared diagnostic/ laboratory reagents Oth than HS 3822.00.10 - 3822.00.30	362 895	1 179 663	25 226 392	43 840 097
38231100	Stearic acid	304 272	883 538	494 436	1 416 387
38231200	Oleic acid	99 337	114 911	156 643	201 958
38231300	Tall oil fatty acids	105 294	181 336	207 637	322 507
38231910	Industrial monocarboxylic fatty acids, acid oils from refining , other, acid oils from refining	2 634	5 477	9 318	19 485
38231920	Industrial monocarboxylic fatty acids, acid oils from refining , other , Palm fatty acid distillate	14 400	28 800	30 840	59 900
38231990	Other industrial monocarboxylic fatty acids, acid oils from refining	1 104 554	1 977 776	2 115 126	3 863 065
38237010	Industrial fatty alcohols , In the form of wax	127	1 951	4 476	18 266
38237090	Industrial fatty alcohols other than in the form of wax	2 610 122	5 067 451	6 435 704	12 416 120
38241000	Prepared binders for foundry moulds or cores	787 415	1 835 125	1 715 241	3 372 685
38243000	Nonagglomerated metal carbides mixed together or with metallic	22 275	37 513	91 418	151 598
38244000	Prepared additives for cements, mortars or concretes	2 941 738	7 152 994	3 464 892	8 449 198
38245000	Non-refractory mortars & concretes	52 951	275 172	45 101	176 333
38246000	Sorbitol other than that of subheading 2905.44	920 815	1 561 416	559 556	1 008 464
38247110	Mix cont halogenated, drv methane,ethane cont cfcs, pfcs, hfcs	13 635	13 635	25 661	25 661
38247190	Oth mix cont halogenated, drv methane, ethane cont cfcs, pfcs, hfcs	55	1 177	3 550	16 208
38247200	Mix cont halogenated, drv methane,ethane cont bromochlorodi(tri)fluoromethane	0	45	0	6 075
38247300	Mixtures containing halogenated derivatives of methane, ethane or propane, containing hidrobromofluorokarbon (HBFC)	290	503	65 146	66 626
38247410	Mixt contain halogen deriv of methane,ethane/propane cont hbfcs<70% petro oil/bituminous mineral	76 400	76 400	296 356	296 356

https://www.bps.go.id

I.3. IMPOR MENURUT KOMODITI / IMPORT BY HS COMMODITY

***** FEBRUARI / *FEBRUARY 2022* *****

H S	Uraian Komoditi/*Commodity Description*	Berat bersih/*Net weight* (Kg)		Nilai/*Value CIF* (US$)	
		Bulan ini *Current month*	Kumulatif *Cum. Jan. to date*	Bulan ini *Current month*	Kumulatif *Cum. Jan. to date*
38247490	Mixt contain halogen deriv of methane,ethane/propane oth cont hbfcs<70% petro oil/bituminous mineral	45 640	135 091	310 616	755 467
38247800	Mix cont halogenated, drv methane,ethane cont pfcs or hfcs but not cfcs or hcfc	216	106 613	5 959	472 706
38247900	Other Mixtures containing halogenated derivatives of methane, ethane or propane	222 196	448 662	1 126 030	2 198 864
38248300	Goods specified in Subheading Note 3 to this Chapter, containing tris(2,3dibromopropyl) phosphate	26 460	26 460	47 548	47 548
38248400	Good in Subhead Note3 this Chap,cont aldrin,camphechlor, chlordane/decone,DDT,dieldrin,endosulfan,endrin,heptachlor/mire	225	467	8 692	10 290
38248500	Goods specified in Subheading Note3 to thisChapter,contain 1-6hexachlorocyclohexane(HCH(ISO)),including lindane(ISO,INN)	59 020	155 970	181 299	484 683
38248700	Goods specified in Subheading Note 3 to this Chapter , containing perfluoro oktana sulfanat	435	435	15 120	15 120
38249100	Mixtures of chemical, of a kind used in manufactured of foodstuff	946	1 503	18 951	41 267
38249910	Other InkRemovers,stencil correctors, other correcting fluids&correction tapes (exc those of heading 96.12),for retailer	412 221	1 134 035	1 130 984	3 648 035
38249930	Other Copying pastes with a basis of gelatin, whether presented in bulk/ready for use (example,paper or textile backing)	178 231	388 833	233 040	1 521 200
38249940	Composite inorganic solvents	985 575	1 558 316	4 232 965	6 925 416
38249950	Acetone oil	3 847	35 723	136 730	678 721
38249960	Chemical preparations containing monosodium glutamate (MSG)	43 189	124 281	81 645	284 442
38249970	Other chemical preparations, of a kind used in the manufacture of	1 543 257	3 406 271	6 120 524	13 637 782
38249991	Naphthenic acids, their water insoluble salts and their esters	917 987	1 945 541	3 228 941	6 755 153
38249999	OthAcetone oil,ChemicalPreparations contai monosodium Glutamate (MSG), Oth chemical preparat,kind used in manufac Of Foodstuf	28 029 198	80 734 307	21 856 492	50 035 908
38253090	Clinical waste Other Syringes, needles, cannulae & the like	0	1	0	1
38259000	Residual products of the chemical or allied industries,municipal waste; sewage sludge,oth than hs 3825.10 - 3825.69	3	3	497	497
39011012	Polyethylene with a specific gravity of less than 0.94, in liquid or paste form, linear LowDensity Polyethylene (LLDPE)	420 039	1 235 268	701 982	1 967 155
39011019	Polyethylene with a specific gravity of less than 0.94 in addition to Linear Low-Density Polyethylene (LLDPE)	204 196	640 977	471 816	1 571 595
39011092	LowDensity Linear Polyethylene (LLDPE) other than in the form of liquid or paste	17 751 606	38 893 212	23 979 108	53 256 500
39011099	In addition to Linear Low-Density Polyethylene (LLDPE) & not in the form of liquid or paste	23 330 112	47 469 660	39 313 651	81 052 676
39012000	Polyethylene having a specific gravity of 0.94 or more	31 288 259	70 062 952	41 205 176	93 403 546
39013000	Ethylenevinyl acetate copolymers	7 005 529	14 416 544	21 802 376	47 321 837
39014000	Ethylenealphaolefin copolymers, having a specific gravity of less than 0.94	10 223 050	21 522 765	15 510 794	34 005 331
39019040	In dispersion other Ethylene-alpha-olefin copolymers, having a specific gravity of less than 0.94	55 080	246 330	186 141	669 826
39019090	Polymers of ethylene, in primary forms,other than HS 39011012-39019040	9 131 345	20 911 111	18 069 301	40 551 691
39021030	Polypropylene, In dispersion	31 040	168 002	32 138	160 461
39021040	Polypropylene ,granules, pellets, beads, flakes, chips & similar forms	66 336 267	137 085 286	87 181 044	183 349 303
39021090	Polypropylene, other Granules, pellets, beads, flakes, chips & similar forms	9 946 170	19 692 727	15 161 914	31 531 515
39022000	Polyisobutylene	153 784	461 619	433 761	1 232 132
39023030	Propylene copolymers ,in the form of liquids or pastes	15 285	37 657	143 162	298 141
39023090	Propylene copolymers other than in form of liquids or pastes	33 793 632	76 155 596	49 529 215	114 717 905
39029010	Other chlorinated polypropylene of a kind suitable for use in printing ink formulation In the form of liquids or pastes	92 167	618 254	216 129	1 599 061
39029090	Polymers of propylene or of other olefins, in primary forms,Other than HS 39021030-39029010	701 395	1 715 955	2 006 330	5 061 125
39031110	Polystyrene , expansible , in the form of granules	1 451 459	4 007 127	2 718 087	7 378 194
39031190	Polystyrene expansible other In the form of granules	714 614	1 740 208	2 200 766	5 311 954
39031910	Polystyrene In dispersion other expansible	173 165	227 665	454 869	619 057

https://www.bps.go.id

I.3. IMPOR MENURUT KOMODITI / IMPORT BY HS COMMODITY

***** FEBRUARI / *FEBRUARY 2022* *****

H S	Uraian Komoditi/*Commodity Description*	Berat bersih/*Net weight* (Kg)		Nilai/*Value CIF* (US$)	
		Bulan ini *Current month*	Kumulatif *Cum. Jan. to date*	Bulan ini *Current month*	Kumulatif *Cum. Jan. to date*
39031920	Polystyrene, granules, pellets, beads, flakes, chips & similar forms	3 330 150	6 932 223	5 528 589	12 049 948
39031990	Other Polystyrene in dispersion Granules, pellets, beads, flakes, chips & similar forms	1 967 282	3 105 389	3 083 794	4 941 180
39032050	Styreneacrylonitrile (SAN) copolymers , in nonaqueous dispersion	73	194	7 742	56 303
39032090	Styreneacrylonitrile (SAN) copolymers other in/non aqueous dispersion	2 175 090	3 908 314	3 940 861	7 299 162
39033060	Acrylonitrilebutadienestyrene (ABS) copolymers, In the form of granules	1 208 540	3 784 757	2 665 416	8 538 157
39033090	Acrylonitrilebutadienestyrene (ABS) copolymers other in/non aqueous dispersion,In the form of granules	4 179 954	10 354 220	9 606 036	24 033 962
39039030	Polymer of styrene,in primary form,Oth than Polystryene,SAN copolymers,ABS copolymers in dispersion	364 580	616 620	699 845	1 333 794
39039091	Polymer of styrene,in dispersion,Impact Polystyrene of notched izod impact at 23?C <= 80 J/m	464 020	784 080	766 319	1 376 940
39039099	Polymer of styrene,in dispersion,oth than Impact Polystyrene of notched izod impact at 23?C <= 80 J/m	1 069 861	1 985 207	2 416 730	5 406 835
39041010	Poly(vinyl chloride), not mixed with any other substances ,homopolymers, suspension type	2 196 000	4 683 965	2 788 752	6 407 439
39041091	Poly(vinyl chloride), not mixed with any other substances, In the form of granules	2 654	111 128	8 600	198 079
39041092	Poly(vinyl chloride), not mixed with any other substances,in the form of powder	700 022	2 095 221	1 152 686	3 306 304
39041099	Poly(vinyl chloride), not mixed with any other substances, Other in the form of granules/powder	1 052 439	2 535 067	1 684 010	4 111 168
39042110	Other poly(vinyl chloride) , nonplasticised, In the form of granules	29 123	30 123	41 905	43 535
39042120	Other poly(vinyl chloride) , nonplasticised, in the form of powder	11 739	12 994	28 180	29 324
39042190	Other poly(vinyl chloride) Non-plasticised other in the form of granules/powder	266 463	620 965	523 309	1 125 886
39042210	Other poly(vinyl chloride),Plasticised , in dispersion	300	681	1 512	3 114
39042220	Other poly(vinyl chloride), plasticised , in the form of granules	843 194	1 725 414	910 537	1 861 681
39042230	Other poly(vinyl chloride) , plasticised , in the form of powder	106 180	180 182	93 565	153 868
39042290	Other poly(vinyl chloride) ,Plasticised , other in the from of granules/powder	446 955	1 322 210	989 815	2 766 461
39043010	Vinyl chloridevinyl acetate copolymers ,in the form of granules	800	51 800	3 728	136 328
39043020	Vinyl chloridevinyl acetate copolymers ,in the form of powder	122 075	247 825	369 677	773 933
39043090	Vinyl chloridevinyl acetate copolymers, other In the form of granules /powder	132 552	298 915	322 047	742 759
39044010	Other vinyl chloride copolymers, in the form of granules	144 658	179 083	469 565	595 956
39044020	Other vinyl chloride copolymers ,in the form of powder	18 600	63 250	64 260	287 738
39044090	Other vinyl chloride copolymers , other In the form of granules/powder	56 863	89 480	222 210	334 467
39045050	Vinylidene chloride polymers , in the form of granules	19 000	217 000	37 620	408 968
39045060	Vinylidene chloride polymers,in the form of powder	10	30	3 462	9 952
39045090	Vinylidene chloride polymers other In the form of granules/powder	72 900	142 843	148 340	265 874
39046110	Fluoropolymers, polytetrafluoroethylene ,in the form of granules	11	61	238	2 322
39046120	Fluoropolymers ,polytetrafluoroethylene , in the form of powder	2 989	4 281	34 636	62 590
39046190	Fluoropolymers ,polytetrafluoroethylene other in the form of granules & In the form of powder	9 067	16 826	205 720	384 872
39046930	Fluoropolymers other in dispersion	4 870	8 370	134 044	226 857
39046940	Fluoropolymers,other,in the form of granules	311 952	1 046 877	1 166 899	3 820 093
39046950	Fluoropolymers ,other ,in the form of powder	25	249	944	1 423
39046990	Fluoropolymers , other In the form of granules & In the form of	30 598	57 063	936 056	1 733 413
39049040	Other Fluoropolymers, in the form of granules	33 778	37 545	103 587	112 123
39049090	Other Fluoropolymers in the form of powder & In the form of granules	8 077	9 156	44 051	47 414
39051200	Poly(vinyl acetate),in aqueous dispersion	2 400	38 355	6 980	87 345
39051910	Poly(vinyl acetate), other in aqueous dispersion In the form of liquids or pastes	0	6 300	0	23 730
39051990	Poly(vinyl acetate) ,other in aqueous dispersion other In the form of liquids or pastes	90 160	188 406	155 476	356 086
39052100	Vinyl acetate copolymers ,in aqueous dispersion	1 539 432	3 863 102	2 491 586	6 145 655

https://www.bps.go.id

I.3. IMPOR MENURUT KOMODITI / IMPORT BY HS COMMODITY

***** FEBRUARI / *FEBRUARY 2022* *****

H S	Uraian Komoditi/*Commodity Description*	Berat bersih/*Net weight* (Kg)		Nilai/*Value CIF* (US$)	
		Bulan ini *Current month*	Kumulatif *Cum. Jan. to date*	Bulan ini *Current month*	Kumulatif *Cum. Jan. to date*
39052900	Vinyl acetate copolymers, other In aqueous dispersion	460 632	683 607	1 218 413	1 798 269
39053010	Poly(vinyl alcohol), whether or not containing unhydrolysed acetate groups , in dispersion	0	40 701	0	187 558
39053090	Poly(vinyl alcohol), whether or not containing unhydrolysed acetate groups,other in dispersion	1 300 434	3 516 692	4 785 741	12 222 836
39059110	Poly(vinyl alcohol), whether or not containing unhydrolysed acetate groups,copolymers in dispersion	88 725	120 845	341 303	495 350
39059190	Poly(vinyl alcohol), whether or not containing unhydrolysed acetate groups,Copolymers other in dispersion	31 089	72 034	171 983	461 771
39059910	Other copolymers in dispersion In aqueous dispersion	233	403	5 894	10 235
39059920	Other copolymers in nonaqueous dispersion	3 000	3 000	36 150	36 150
39059990	Other copolymers than HS 3905.99.10 - 3905.99.20	111 807	321 350	761 367	2 418 201
39061010	Poly(methyl methacrylate),in dispersion	16 000	33 817	51 320	136 527
39061090	Poly(methyl methacrylate), other In dispersion	868 779	2 148 235	2 675 781	6 212 921
39069020	Other Poly(methyl methacrylate) In dispersion	1 232 377	2 579 153	2 472 854	5 439 386
39069092	Sodium polyacrylate other in dispersion	1 740 565	5 838 610	2 867 347	9 033 796
39069099	Other Sodium polyacrylate not in dispersion	6 095 273	14 192 114	14 468 004	32 909 741
39071000	Polyacetals	996 735	2 205 733	2 609 234	5 684 323
39072010	Other polyethers , polytetramethylene ether glycol	1 028 071	1 946 870	2 620 083	5 254 886
39072090	Other polyethers Other than polytetramethylene ether glycol	14 051 790	31 811 079	32 925 206	75 184 338
39073020	Epoxide resins, of a kind used for coating, in powder form	257 900	503 806	1 204 978	2 292 402
39073030	Epoxide resins, in the form of liquids or pastes	424 646	1 001 974	2 197 883	5 141 597
39073090	Other epoxide resins in oth form	1 572 375	3 227 991	7 018 604	14 565 896
39074000	Polycarbonates	4 601 472	9 894 772	15 930 399	34 111 513
39075010	Alkyd resins,in the form of liquids or pastes	292 574	442 560	551 117	869 313
39075090	Alkyd resins in oth form, except liquids or pastes	33 047	133 000	102 063	427 552
39076100	Poly(ethylene terephthalate) ,having a viscosity number of 78 ml/g or higher	4 273 452	10 879 257	5 135 333	12 306 880
39076910	Other poly(ethylene terephthalate) Having a viscosity number of 78 ml/g or lower, in the form granules	4 729 126	9 436 723	6 209 896	11 922 954
39076990	Other poly(ethylene terephthalate) Having a viscosity number of 78 ml/g or lower in oth form	8 284 565	20 534 809	8 798 287	21 948 492
39077000	Poly(lactic acid)	500	501	8 354	8 564
39079120	Other polyesters, unsaturated, in granules & similar forms	279 026	640 855	297 872	840 355
39079130	Other polyesters ,unsaturated,in the form of liquids or pastes	450 550	720 500	1 262 770	2 021 070
39079190	Other polyesters,unsaturated , in oth form	184 964	638 790	609 502	1 908 297
39079940	Other polyesters, saturated, of a kind used for coating, in powder	278 458	665 554	789 782	1 760 765
39079990	Other polyesters saturated other form	2 902 506	5 579 495	9 921 504	18 850 726
39081010	Polyamides in primary forms, polyamide-6	3 829 097	7 862 898	10 083 179	21 688 063
39081090	Polyamides in primary forms, polyamide -11,-12,-6,6,-6,9,-6,10 or -	3 002 929	6 182 190	11 718 612	25 406 785
39089000	Oth polyamides, oth than polyamide -6, -11,-12,-6,6,-6,9,-6,10 or -	731 326	2 009 938	2 649 532	7 080 211
39091010	Urea resins, thiourea resins, moulding compounds	125 963	806 483	498 807	1 664 006
39091090	Urea resins, thiourea resins , other moulding compounds	432 686	792 539	552 109	1 053 930
39092010	Melamine resins , moulding compounds	76 094	280 734	265 100	846 338
39092090	Melamine resins other moulding compounds	374 513	710 740	1 002 311	1 923 715
39093100	Other aminoresins , poly(methylene phenyl isocyanate) (crude MDI, polymeric MDI)	4 997 577	7 218 042	12 497 911	18 465 518
39093910	Other poly(methylene phenyl isocyanate) (crude MDI, polymeric MDI), moulding compounds	170	20 181	36 774	91 425
39093999	Other moulding compounds, not glyoxal monourein resin	149 367	273 839	423 502	865 939
39094010	Phenolic resins ,moulding compounds other than phenol formaldehyde	649 881	1 436 423	2 358 914	5 430 689
39094090	Phenolic resins , oth than moulding compounds other than phenol formaldehyde	695 561	1 725 827	1 960 994	3 707 499
39095000	Polyurethanes	4 497 941	9 492 082	17 619 928	37 689 349
39100020	Silicones in primary forms in dispersion & solutions	374 152	1 248 758	3 101 929	7 877 856
39100090	Silicones in primary forms other than in dispersion &solutions	1 461 230	3 051 784	10 158 515	21 883 901
39111000	Petroleum resins, coumarone, indene or coumaroneindene resins & polyterpenes	3 803 106	8 548 421	7 046 200	16 500 426

https://www.bps.go.id

I.3. IMPOR MENURUT KOMODITI / IMPORT BY HS COMMODITY

***** FEBRUARI / *FEBRUARY 2022* *****

H S	Uraian Komoditi/*Commodity Description*	Berat bersih/*Net weight* (Kg)		Nilai/*Value CIF* (US$)	
		Bulan ini *Current month*	Kumulatif *Cum. Jan. to date*	Bulan ini *Current month*	Kumulatif *Cum. Jan. to date*
39119000	Polysulphides, polysulphones and oth product specified in Note 3 to this Chapter	746 449	1 856 776	3 460 822	8 335 925
39121100	Cellulose acetates, nonplasticised	52 658	72 972	94 599	162 790
39121200	Cellulose acetates , plasticised	3	1 245	2	14 770
39122011	Cellulose nitrates (including collodions) ,nonplasticised ,waterbased semifinished nitrocellulose	18 270	18 270	87 340	87 340
39122019	Cellulose nitrates (including collodions) ,nonplasticised oth than water-based semi-finished nitrocellulose	245 927	341 929	716 798	959 940
39123100	Cellulose ethers ,carboxymethylcellulose & its salts	458 360	969 210	1 858 427	4 135 355
39123900	Cellulose ethers other carboxymethylcellulose & its salts	643 832	1 065 679	4 167 025	7 615 740
39129020	Other cellulose, in the form of granules oth head 3912.10-30	186 527	271 657	1 150 057	1 588 075
39129090	Other cellulose, in oth form except head 3912.10-30	469 915	913 483	2 254 555	4 186 111
39131000	Alginic acid, its salts & esters	167 227	414 848	969 187	2 436 921
39139010	Other Alginic acid, its salts & esters, hardened proteins	100 255	320 336	533 484	1 560 435
39139020	Other alginic acid, its salts & esters, chemical derivatives of natural rubber	3 526	133 642	166 113	879 188
39139030	Other alginic acid, its salts & esters, starchbased polymers	61 423	171 419	316 560	1 085 791
39139090	Other Alginic acid, its salts & esters, oth than HS 3913.90.10 - 3913.90.30	87 104	289 567	649 568	1 686 368
39140000	Ionexchangers based on polymers of headings 39.01 to 39.13, in primary forms.	659 132	1 105 399	2 256 464	4 175 532
39151090	Waste, parings & scrap, of plastics, Of polymers of ethylene ,of rigid cellular products	13 308 752	30 009 236	8 152 594	17 422 315
39152010	Waste, parings & scrap, of plastics, Of polymers of styrene,of non rigid cellular products	29 841	29 841	19 546	19 546
39152090	Waste, parings & scrap, of plastics, Of polymers of styrene,of rigid cellular products	60 562	322 790	36 292	262 432
39153090	Waste, parings & scrap, of plastics, Of polymers of vinyl chloride,of rigid cellular products	109 920	184 138	17 291	29 554
39159000	Waste, parings & scrap, of oth plastics	1 983 212	3 626 551	896 644	1 660 318
39161010	Monofilament of polymers of ethylene	1 234	41 140	5 882	116 516
39161020	Rods, sticks & profile shapes of polymers of ethylene ,	10 965	35 488	74 363	274 475
39162010	Monofilament of polymers of vinyl chloride ,	37 682	95 322	108 115	251 530
39162020	Rods, sticks & profile shapes of polymers of vinyl chloride ,	436 391	1 062 260	853 517	2 147 321
39169041	Monofilament of other plastics ,of hardened proteins	600	3 484	5 219	22 317
39169042	Rods, sticks & profile shapes of other plastics ,of hardened proteins	17 680	43 344	82 620	190 615
39169050	Other plastics except monofilament hardened proteins, of vulcanised fibre	21 112	22 127	60 708	66 405
39169060	Other plastics except monofilament hardened proteins, of chemical derivatives of natural rubber	3 087	7 400	9 734	15 818
39169070	Monofilament of oth plastics, of other addition polymerisation products	8 381	37 007	63 330	250 943
39169080	Monofilament of oth plastics, of condensation or rearrangement polymerisation products	2 363	5 430	10 991	32 305
39169091	Monofilament of other plastics, oth than head 3916.90.41-80	77 790	211 970	395 779	1 019 850
39169092	Rods, sticks & profile shapes of other plastics, oth than head 3916.90.41-80	107 155	211 643	413 935	910 260
39171010	Artificial guts (sausage casings) of hardened protein or of cellulosic materials ,of hardened proteins	75 075	111 383	2 134 172	3 345 414
39171090	Artificial guts (sausage casings) of hardened protein or of cellulosic	206 920	422 773	3 513 738	6 619 971
39172100	Tubes, pipes & hoses, rigid,of polymers of ethylene	136 460	237 950	485 132	879 390
39172200	Tubes, pipes & hoses, rigid,of polymers of propylene	97 344	195 283	411 500	932 606
39172300	Tubes, pipes & hoses, rigid , of polymers of vinyl chloride	381 747	760 268	968 968	1 835 575
39172911	Tubes, pipes/hoses,rigid,other plastic ,further worked than merely surface worked,other addition polymerisation product	18 573	34 825	90 595	153 673
39172912	Tubes,pipes&hoses,rigid,oth plastic,further worked thn merely surface work,of amino-resins;cell nitrate&oth chem derivat	1 100	1 964	21 372	43 033
39172919	Tubes, pipes & hoses, rigid,of other plastics ,further worked than merely surface worked oth than 3917.29.12	13 914	65 672	1 126 484	1 553 984
39172921	Tube,pipe/hose,rigid,oth plastic,unfurther worked thn merely surface worked, of other addition polymerisation products	18	27	321	477

https://www.bps.go.id

I.3. IMPOR MENURUT KOMODITI / IMPORT BY HS COMMODITY

***** FEBRUARI / *FEBRUARY 2022* *****

H S	Uraian Komoditi/*Commodity Description*	Berat bersih/*Net weight* (Kg)		Nilai/*Value CIF* (US$)	
		Bulan ini *Current month*	Kumulatif *Cum. Jan. to date*	Bulan ini *Current month*	Kumulatif *Cum. Jan. to date*
39172929	Tube,pipe/hose,rigid,oth plastic,unfurther worked thn merely surface work other than HS 3917.29.21 - 3917.29.25	32 119	94 262	258 904	701 621
39173111	Flexibletube,pipe&hoses,a min burst pressure27.6Mpa,of addition polymerisationprod	576	9 997	17 540	63 467
39173112	Flexible tube,pipe&hose,a min burst pressure27.6Mpa,of amino-phenolic resins,vulcanised fibre,chem deriv ofnaturalrubber	14	55	266	1 092
39173119	Flexible tubes,pipes&hoses,a min burst pressure27.6Mpa,further worked than merely surface worked,exc HS3917.31.11-12	27 339	78 071	135 102	412 151
39173121	Oth Flexible tubes,pipes&hoses,having a min burst pressure of27.6Mpa,of addition polymerisation products	0	4	0	212
39173124	Flexibletubes,pipes&hoses,having a min burstpressure of 27.6 Mpa,not further worked than onlysurfaceworked,of vulcanised	0	2	0	46
39173125	Flx tub,pip&hos,hav.a min b'press of27.6Mpa,of ot.conden/ rearngn't polyprod,of cel nitr-acet&ot.chem.deriv of cel.plstic	84	197	5 168	13 822
39173129	Flex tube,pipe&hose,hav a min burst pressure of27.6 Mpa, unfurther worked than merely surface worked,oththan 3917.31.21-25	318 099	463 269	2 567 358	2 885 902
39173210	Sausage or ham casings	9 204	15 614	173 576	235 188
39173220	Thermoplastic hoses for gas stove	888	1 311	49 945	60 990
39173291	Ot.flx.tub,pip&hos,not reinfrcd/if not comb.w.ot.mat.w/o fitt's,of add.p'mer.prd.p'nol rsn/amin rsn,chem derv.of nat.rub	3 677	7 543	117 039	253 005
39173292	Oth.tube,pipe and hose,unreinforced or o.wise combined w oth material,wo fitt's,Further worked than merely surf. worked	65 983	120 133	355 412	992 394
39173293	Other tubes, pipe&hose,unfurther worked than merely surface worked, of addition polymerisation products	1 838	4 114	57 260	130 930
39173295	Oth tube,pipe&hose,unfurther work than merely surface worked, of oth condensation/rearrangement polymerisation products	16	76	879	3 087
39173299	Oth tube,pipe&hose,unfurther work than merely surface worked, oth thn 3917.32.93-95	70 634	158 559	505 188	1 330 178
39173310	Oth Flex tube,pipe&hose,not reinforced/othwise combn w oth materials,w fittings,further worked thn merely surface worked	9 432	9 432	23 555	23 555
39173391	Oth Flex tube,pipe&hose,not reinforced/othwise combn w oth materials,w fittings, of oth addition polymerisation products	2	937	281	3 185
39173393	Oth.tube,pipe&hose,unreinfrcd/o.w comb w o.mat.with fitt's,of cellu nitrat/acetat&oth chem derivat of cellu.,plasticsed	9	28	499	957
39173394	Other tubes, pipes & hoses,unreinforced or otherwise combined with other materials, with fittings,Of vulcanised fibre	338	357	2 300	2 555
39173395	Other tubes, pipes&hoses,unreinforced/otherwise combined with oth materials, with fittings,Of hardened proteins	3	3	77	77
39173396	Other tube,pipe&hose,unreinforced/othwise combined w oth materials,w fittings,Of chemical derivatives of natural rubber	53	53	135	135
39173399	Oth flex tube,pipe&hose,unreinforced/othwise comb w oth materials,w/o fittings, further worked thn merely surface worked	26 562	216 633	118 565	710 411
39173911	Other tube,pipe&hose,Further worked than merely surface worked,Of addition polymerisation products,of vulcanised fibre	27 628	42 286	102 829	191 060
39173912	Oth tube,pipe&hose,further work. than merely surf. worked.,of phenolic/amino resins,of chem. derivat. of natural rubber	190	190	8 156	8 156
39173913	Oth tube,pipe&hose,Further work than merely surf. work,of cellu nitrat/acetate&oth cheml derivats of cellu.,plasticised	124	167	3 675	4 475
39173919	Other tube,pipe&hose,Further worked than merely surface worked oth than 1917.39.11-13	257 549	641 787	477 316	1 362 490
39173991	Other tubes, pipes and hoses,of addition polymerisation products, of vulcanised fibre	11	2 011	182	11 327
39173992	Other tubes, pipes and hoses, Of phenolic resins or amino resins, of chemical derivatives of natural rubber	18	4 213	167	14 439
39173993	Other tubes, pipes and hoses, of other condensation or rearrangement polymerisation products	9 502	20 352	49 120	107 239
39173994	Other tubes,pipes&hoses,of cellulose nitrate,cellulose	46	47	402	482
39173999	Other tubes, pipes and hoses other than 3917.39.91-94	939 663	1 622 314	2 100 385	4 530 516
39174000	Fittings	538 150	1 151 946	3 609 367	7 283 105

https://www.bps.go.id

I.3. IMPOR MENURUT KOMODITI / IMPORT BY HS COMMODITY

***** FEBRUARI / *FEBRUARY 2022* *****

H S	Uraian Komoditi/*Commodity Description*	Berat bersih/*Net weight* (Kg)		Nilai/*Value CIF* (US$)	
		Bulan ini *Current month*	Kumulatif *Cum. Jan. to date*	Bulan ini *Current month*	Kumulatif *Cum. Jan. to date*
39181011	Floor coverings of polymers of vinyl chloride in the form of tiles	3 200 649	3 946 250	3 828 246	4 607 469
39181019	Floor coverings of polymers of vinyl chloride in the form of rolls	1 884 661	3 590 859	1 968 005	4 058 894
39181090	Cover the walls or ceiling of polymers of vinyl chloride	3 104 498	5 873 201	3 487 791	6 676 035
39189011	Floor coverings of polyethylene in the form of tiles	26 851	32 886	15 052	39 566
39189013	Floor coverings of polyethylene in the form of rolls	2 682	5 532	14 832	57 663
39189019	Floor coverings, other than 3918.90.11-16	208 762	278 133	325 340	450 863
39189091	Cover the walls or ceiling of polyethylene	105 022	342 261	255 914	758 735
39189092	Cover the walls or ceiling of chemical derivatives of natural rubber	0	373	0	1 876
39189099	Cover the walls or ceiling of other plastics oth than 3918.90.91-94	422 330	824 750	1 451 657	2 840 405
39191010	Self-adhesive plates,sheets,film,foil,tape,strip&oth flat shapes,of polymers of vinyl chloride in rolls of a width?20cm	159 910	388 275	985 197	2 320 385
39191020	Self-adhesive plates,sheets,film,foil,tape,strip&oth flat shapes,of	176 714	393 609	1 184 427	2 451 892
39191091	Self-adhes.plates,shts,film,foil,tape,strip&ot.flat shps,of hardened protein/chem deriv of nat.rubber inrolls,width?20cm	5 299	15 621	100 595	346 216
39191092	Self-adhesive plate,sheet,film,foil,tape &strip,width=<20cm,oth plastics	9 335	13 332	127 609	199 549
39191099	Self-adhesive plates,sheets,film,foil,tape,strip&oth flat shapes,of other plastic in rolls of a width?20cm	899 863	2 082 772	6 388 578	13 802 340
39199010	Self-adhesive plates,sheets, film, foil, tape, strip and other flat shapes, of polymers of vinyl chloride, not in rolls.	338 812	1 036 082	1 286 211	3 462 967
39199020	Self-adhesive plates, sheets, film, foil, tape, strip and other flat shapes, of hardened proteins, not in rolls.	16 384	18 866	48 487	74 089
39199091	Self-adhesive plates,sheets,film,foil,tape,strip&oth flat shapes,of chemicalderivatives of natural rubber,not in rolls.	15 488	55 194	287 164	637 913
39199092	Self-adhesive plate,sheet,film,foil,tape &strip,width>=20cm, oth plastics	138 789	247 602	463 221	836 995
39199099	Self-adhesive plates, sheets, film, foil, tape, strip and other flat shapes, not in rolls, except HS 3919.90-92	4 799 407	12 394 155	17 266 903	44 020 052
39201011	Plates&sheets,of polymers of ethylene, unreinforced, laminated, supported or similarly combined with other materials,rigid	60 393	99 420	356 548	721 443
39201019	Plates&sheets,of polymers of ethylene, unreinforced, laminated, supported or similarly combined with oth materials,unrigid	1 461 375	3 364 347	3 739 315	8 420 784
39201090	Film,foil and strip,of polymers of ethylene, unreinforced, laminated, supported or similarly combined with other materials.	2 607 174	6 430 555	6 689 988	17 569 618
39202010	Biaxially oriented polypropylene (BOPP) film	3 013 797	7 337 557	5 950 017	14 860 280
39202091	Plates&sheets,of polymers of propylene, unreinforced, laminated, supported or similarly combined with other materials.	386 170	1 013 955	1 074 235	2 694 390
39202099	film,foil&strip,of polymers of propylene,unreinforced,laminated, supported or similarly combined with other materials.	1 021 612	2 802 800	3 025 631	8 102 814
39203020	Acrylonitrile butadiene styrene (ABS) sheets of a kind used in the manufacture of refrigerators	106	1 269	3 421	10 489
39203091	Plates&sheets,of styrene polymers & unreinforced, laminated, supported or similarly combined with other materials,rigid.	379 802	914 592	927 780	2 318 573
39203092	Plates&sheets,of styrene	3 426	19 675	56 311	185 029
39203099	Film,foil&strip,of polymers of styrene & unreinforced, laminated,supported or similarly combined with other materials.	88 998	231 064	398 069	1 043 233
39204310	Plates and sheets, of polymers of vinyl chloride, containing by weight not less than 6 % of plasticisers	151 368	603 258	390 496	1 528 077
39204390	Film, foil and strip, of polymers of vinyl chloride, containing by weight not less than 6 % of plasticisers	759 140	1 456 040	1 849 993	3 708 053
39204900	Plates,sheets,film,foil&strip,of vinyl chloridepolymers & unreinforced,laminated,supported/similar combined w oth material	1 680 539	4 885 650	3 643 528	10 238 026
39205111	Plates&sheets,of poly(methyl methacrylate) & unreinforced, laminated,supported/similarly combined with oth materials,rigid	64 294	76 135	196 913	247 655
39205119	Plates&sheets,of poly(methyl methacrylate)& unreinforced, laminated,supported/similarly combined w oth materials,unrigid	26 375	45 200	52 792	239 935
39205190	Film,foil&strip,of poly(methyl methacrylate) & unreinforced, laminated,supported/similarly combined with other materials.	43 917	46 323	115 525	168 503

https://www.bps.go.id

I.3. IMPOR MENURUT KOMODITI / IMPORT BY HS COMMODITY

***** FEBRUARI / *FEBRUARY 2022* *****

H S	Uraian Komoditi/*Commodity Description*	Berat bersih/*Net weight* (Kg)		Nilai/*Value CIF* (US$)	
		Bulan ini *Current month*	Kumulatif *Cum. Jan. to date*	Bulan ini *Current month*	Kumulatif *Cum. Jan. to date*
39205911	Plts&sheets,of acrylicpolym exc methylmethacrylate & unreinfrcd, laminat,support/similarly combin w ot.materials,rigid	292	293	7 911	8 039
39205919	Plates&sheets,of acrylicpolymers exc methylmethacrylate & unreinforced,laminated,supported/combn w oth materials,unrigid	4 465	4 940	66 647	70 187
39205990	Film,foil&strip,of oth acrylicpolymers exc	854	18 356	14 302	117 110
39206110	Plates and sheets,of polycarbonates and not reinforced, laminated, supported or similarly combined with other materials.	53 267	135 252	594 936	1 550 238
39206190	Film,foil and strip,of polycarbonates and not reinforced, laminated, supported or similarly combined with other materials.	144 625	545 152	10 816 555	28 780 979
39206210	Plates&sheets,of poly(ethylene terephthalate) & unreinforced, laminated,supported/similarly combined with other materials.	2 258 078	3 362 900	3 549 548	5 505 964
39206290	Film,foil&strip,of poly(ethylene terephthalate) & unreinforced, laminated,supported/similarly combined with oth materials.	2 707 915	7 752 094	6 515 213	18 559 303
39206310	Plates&sheets,of unsaturated polyesters, noncellular & unreinforced, laminated,supported/similarly combined w oth materials.	4 789	5 701	8 796	14 396
39206390	Film,foil&strip,of unsaturated polyesters, noncellular & unreinforced, laminated,supported/similarly combined w oth material.	352 812	383 550	391 145	563 659
39206910	Plates&sheets,of oth polyesters, noncellular & unreinforced, laminated,supported/similarly combined with other materials.	50 801	115 508	265 346	823 233
39206990	Film,foil&strip,of oth polyesters, noncellular & unreinforced, laminated,supported/similarly combined with other materials.	225 809	652 854	1 536 765	4 090 782
39207110	Cellophane film	145 198	296 264	1 012 037	2 098 628
39207191	Printedsheets,of regenerated cellulose, noncellular & unreinforced, laminated,supported/similarly combined w oth materials.	194	4 816	4 937	148 428
39207199	Plates,foil&strip,of regenerated cellulose, noncellular & unreinforced, laminated,supported/similar combined w oth materials.	19 382	21 469	21 841	30 236
39207300	Oth plates,sheets,film,foil&strip,of cellulose acetate,laminated,supported/similarly combined w oth materials.	17 536	39 807	112 184	254 714
39207920	Oth plates,sheets,film,foil&strip,of vulcanised fibre,laminated,supported/similarly combined w oth materials.	76	99	389	604
39207999	Film,foil&strip,of not vulcanised fibre, noncellular & unreinforced, laminated,supported/similarly combined w oth materials.	10 152	14 188	52 459	74 566
39209110	Film of a kind used in safety glass, of a thickness exceeding 0.38 - 0.76 mm, and of a width not exceeding 2 m	179 637	404 045	1 007 766	2 253 275
39209191	Plates&sheets,of poly(vinylbutyral), noncellular & unreinforced, laminated,supported/similarly combined with oth materials.	2 230	4 620	6 204	14 616
39209199	Oth Film,foil&strip,of poly(vinylbutyral), laminated, supported/ similarly combined w oth materials.	21 873	109 260	155 552	599 432
39209210	Oth plates,sheets,film,foil&strip,of polyamides-6, noncellular & unreinforced,laminated,supported/combined w oth materials.	649 532	1 587 816	2 551 601	6 082 200
39209291	Plates&sheets,of polyamides 6, noncellular & unreinforced, laminated,supported/similarly combined with other materials.	2 117	8 964	14 961	45 933
39209299	oth Film,foil&strip,of polyamides 6, noncellular & unreinforced, laminated,supported/similarly combined with other materials.	19 343	30 052	214 652	416 315
39209310	Plates&sheets,film,foil&strip,of aminoresins, noncellular & unreinforced,laminated,supported/combined with other materials.	519	19 035	2 299	46 323
39209390	Film,foil&strip,of aminoresins,noncellular&unreinforced,laminated,supported/similar ly combined with oth materials.	20 178	20 178	43 933	43 933
39209410	Phenol formaldehyde (bakelite) sheets	9 189	15 600	23 070	130 744
39209491	Plates&sheets,of phenolicresins,noncellular & unreinforced, laminated,supported/similarly combined with other materials.	38 550	165 068	59 002	244 978
39209499	Film,foil&strip,of phenolicresins, noncellular & unreinforced, laminated,supported/similarly combined with other materials.	56 854	96 700	104 834	210 255

https://www.bps.go.id

I.3. IMPOR MENURUT KOMODITI / IMPORT BY HS COMMODITY
*** FEBRUARI / *FEBRUARY 2022* ***

H S	Uraian Komoditi/*Commodity Description*	Berat bersih/*Net weight* (Kg)		Nilai/*Value CIF* (US$)	
		Bulan ini *Current month*	Kumulatif *Cum. Jan. to date*	Bulan ini *Current month*	Kumulatif *Cum. Jan. to date*
39209910	Ot.plt,sht,film,foil&strip,of hrdnedprot.,chem.deriv of nat. rubber,noncell&unreinfrcd&laminat,suprt/smlr comb. w.ot.mat.	2 924	22 122	56 094	198 251
39209921	Plates&sheets,of addition polymerisation products, noncellular & unreinforced,laminated,supported/combined w oth materials.	154 864	348 740	354 945	797 977
39209929	Film,foil&strip,of addition polymerisation products, noncellular & unreinforced,laminated,supported/combined w oth material.	6 684	10 802	20 723	46 076
39209931	Plates&sheets,of condens./rearrangm'nt polymerisation prod., noncell.&unreinfrcd,laminat,support/combined w oth materials.	245	3 584	6 298	87 296
39209939	Film,foil&strip,of condens./rearrangm'nt polymeris. prod., noncell &unreinfrcd,laminat.,support./combin. w.o. materials.	211	22 896	2 882	180 112
39209990	Oth plates,sheets,film,foil&strip,of oth plastics, noncellular & unreinforced,laminated,supported/combined w oth materials.	650 803	1 699 144	2 753 968	6 965 984
39211120	Other plates, sheets, film, foil and strip, of polymers of styrene, cellular, rigid	6 888	8 105	47 187	73 810
39211191	Plates and sheets, of polymers of styrene, cellular, not rigid	28 346	87 184	333 087	722 668
39211192	Film, of polymers of styrene, cellular, not rigid	7 689	9 426	19 911	30 168
39211199	Foil and strip, of polymers of styrene, cellular, not rigid	205 106	308 223	564 640	980 520
39211200	Other plates, sheets, film, foil and strip, of polymers of vinyl chloride, cellular	4 197 259	12 307 394	5 974 168	18 838 209
39211310	Other plates, sheets, film, foil and strip, of polyurethanes, cellular, rigid	32 357	60 439	317 098	623 950
39211391	Plates and sheets, of polyurethanes, cellular, not rigid	300 420	966 253	2 237 548	6 197 061
39211392	Film, of polyurethanes, cellular, not rigid	17 523	34 369	117 334	235 853
39211399	Foil and strip, of polyurethanes, cellular, not rigid	486 330	994 253	3 767 098	7 847 561
39211420	Other plates, sheets, film, foil and strip, of regenerated cellulose, cellular, rigid	0	2	0	425
39211491	Plates and sheets, of regenerated cellulose, cellular, not rigid	131	133	240	243
39211492	Film, of regenerated cellulose, cellular, not rigid	0	731	0	5 316
39211499	Foil and strip, of regenerated cellulose, cellular, not rigid	28	33	367	878
39211920	Other plates, sheets, film, foil and strip, of other plastics, cellular, rigid	45 788	172 261	542 500	1 445 838
39211991	Plates and sheets, of other plastics, cellular, not rigid	38 525	148 554	430 918	1 041 514
39211992	Film, of other plastics, cellular, not rigid	14 118	31 631	53 489	117 189
39211999	Foil and strip, of other plastics, cellular, not rigid	324 066	946 979	1 653 461	4 901 342
39219010	Other plates, sheets, film, foil and strip, cellular, of vulcanised fibre	58 821	190 864	441 354	1 085 424
39219020	Other plates, sheets, film, foil and strip,cellular, of hardened proteins	644 640	1 480 186	1 293 048	2 961 785
39219030	Other plates, sheets, film, foil and strip, cellular, of chemical derivatives of natural rubber	2 797	3 778	33 784	49 623
39219041	Plates and sheets, of condensation or rearrangement polymerisation products, cellular	121 716	228 052	407 261	918 385
39219042	Film, of condensation or rearrangement polymerisation products, cellular	22 722	102 390	127 785	341 373
39219043	Textile laminated strip, of condensation or rearrangement polymerisation products, cellular	182 511	188 605	286 697	309 042
39219049	Other foil and strip, of condensation or rearrangement	531 555	1 551 143	1 389 119	3 538 226
39219050	Other plates, sheets, film, foil and strip, of regenerated cellulose, cellular	480	4 444	8 838	22 186
39219060	Other plates, sheets, film, foil and strip, of other cellulose or its chemical derivatives, cellular	11 604	51 187	154 108	571 655
39219090	Other plates, sheets, film, foil and strip, of other cellulose or its chemical derivatives, cellular	6 745 794	15 463 052	16 632 623	37 154 888
39221011	Bathtubs having rectangular or oblong interior shape of plastics	12 015	18 399	101 024	124 491
39221019	Shower-baths of plastics	13 594	27 347	90 381	175 053
39221090	Sinks and wash-basins, of plastics	100 433	243 840	712 751	1 986 973
39222000	Lavatory seats and covers of plastics	85 011	260 773	458 915	1 324 408
39229011	Parts of flushing cisterns, of plastics	541	34 682	23 074	293 518
39229012	Flushing cisterns equipped with their mechanisms, of plastics	0	9 042	0	50 289
39229019	Lavatory pans, and urinals, of plastics	11 342	26 206	41 310	133 856
39229090	Similar sanitary ware, of plastics	129 447	326 198	665 806	1 830 674

https://www.bps.go.id

I.3. IMPOR MENURUT KOMODITI / IMPORT BY HS COMMODITY

***** FEBRUARI / *FEBRUARY 2022* *****

H S	Uraian Komoditi/*Commodity Description*	Berat bersih/*Net weight* (Kg)		Nilai/*Value CIF* (US$)	
		Bulan ini *Current month*	Kumulatif *Cum. Jan. to date*	Bulan ini *Current month*	Kumulatif *Cum. Jan. to date*
39231010	Cases for film, tape and optical discs, of plastics	46 874	74 166	629 730	1 110 309
39231090	Boxes, crates and similar articles, of plastics	1 990 503	4 644 458	6 143 620	14 245 375
39232111	EthylenePolymersAseptic bags,reinforced w aluminiumfoil(exc retort pouches),width?315mm&length?410mm,merge a sealedGland	9 222	51 455	37 076	521 760
39232119	EthylenePolymersAseptic bags,reinforced w aluminiumfoil (exc retort pouches),width?315mm&length?410mm,not sealed gland	386 385	926 365	1 934 755	4 538 665
39232191	Aseptic bags unreinforced w aluminiumfoil (exc retort pouches), width?315 mm&length?410mm,incorporating a sealed gland	9 636	10 183	97 929	111 820
39232199	Aseptic bags unreinforced w aluminiumfoil(exc retort pouches), width>315 mm&length?410mm,not incorporating a sealed gland	791 059	1 685 361	2 774 776	6 079 613
39232910	Aseptic bags of oth plastics,reinforced or not with aluminium foil,width?315mm&length>410mm,incorporating a sealed gland	7 940	19 106	59 983	114 885
39232990	AsepticBags of oth plastics,reinforced/not w aluminiumfoil (exc retort pouches),width>315mm&length?410mm,not SealedGland	1 012 040	2 313 318	3 938 174	9 436 784
39233020	Multi-layer fibreglass reinforced containers, for compressed or liquefied gas	61 034	130 270	487 127	1 059 266
39233090	Carboys, bottles, flasks and similar articles	389 187	1 185 761	1 496 290	5 782 352
39234010	Spools, cops, bobbins and similar supports, suitable for use with the	10 919	44 607	9 999	150 364
39234090	Other spools, cops, bobbins and similar supports	167 774	355 482	1 026 032	2 605 088
39235000	Stoppers, lids, caps and other closures	1 453 339	3 660 294	6 110 460	15 332 904
39239010	Toothpaste tubes	6 401	16 438	139 098	216 290
39239090	Other articles for the conveyance or packing of goods, of plastics	3 508 817	8 116 351	12 764 971	28 335 858
39241010	Tableware and kitchenware, of melamine	634	1 516	17 626	50 497
39241090	Tableware and kitchenware, of plastics	1 049 054	2 718 618	4 203 329	10 063 832
39249010	Bed pans, urinals (portable type) or chamber-pots, of plastics	217	2 000	264	11 413
39249020	Nipple former, breastshells, nipple shields, hand expression funnel	1 260	4 321	5 766	52 609
39249030	Supplementary feeding system for babies	21 067	37 744	267 581	506 665
39249090	Other household articles, of plastics	1 022 235	3 047 867	3 155 607	9 301 479
39251000	Reservoirs, tanks, vats and similar containers, of a capacity exceeding 300 l, of plastics	12 011	12 045	39 185	40 117
39252000	Doors, windows and their frames and thresholds for doors, of plastics	141 694	305 569	358 030	780 828
39253000	Shutters, blinds (including Venetian blinds) and similar articles and parts thereof, of plastics	106 134	256 625	298 124	687 281
39259000	Other buildersí ware of plastics, except headings 3925.10 to 3925.30	850 681	2 369 265	1 651 904	4 446 150
39261000	Office or school supplies, of plastics	359 610	922 472	1 071 143	2 687 956
39262060	Articles of apparel used for protection from chemical substances, radiation or fire	11 853	24 234	107 506	222 510
39262090	Articles of clothing accessories (including gloves, mittens & mitts)	721 737	1 689 968	3 612 598	10 053 712
39263000	Fittings for furniture, coachwork or the like	223 267	690 029	634 074	1 572 597
39264000	Statuettes and other ornamental articles	276 665	580 032	765 544	1 489 704
39269010	Floats for fishing nets	21 995	69 488	184 162	510 712
39269020	Fans and handscreens, frames and handles therefor, and parts thereof	7 432	33 995	50 470	131 238
39269032	Plastic moulds with denture imprints	180	1 577	1 308	3 863
39269039	Hygienic, medical and surgical articles oth plastic moulds with denture imprints	362 560	939 077	2 855 349	6 722 368
39269041	Police shields	34	42	198	438
39269042	Protective masks for use in welding and similar work	40 532	69 680	74 123	122 320
39269044	Life saving cushions for the protection of persons falling from heights	41	255	3 787	8 930
39269049	Other safety and protective devices	143 754	524 122	1 334 700	3 941 585
39269053	Transmission or conveyor belts or belting	30 390	67 659	417 731	898 771
39269055	Plastic J-hooks or bunch blocks for detonators	28 604	38 566	126 868	235 269
39269059	Other articles for industrial uses	1 075 198	2 707 792	8 096 757	21 166 837
39269060	Point of poultry feeders	3 078	12 955	12 985	66 559
39269070	Padding for articles of apparel or clothing accessories	65 587	161 177	378 757	1 381 719
39269081	Cards for shoe lasts	56 645	149 649	827 004	2 077 669

https://www.bps.go.id

I.3. IMPOR MENURUT KOMODITI / IMPORT BY HS COMMODITY

***** FEBRUARI / *FEBRUARY 2022* *****

H S	Uraian Komoditi/*Commodity Description*	Berat bersih/*Net weight* (Kg)		Nilai/*Value CIF* (US$)	
		Bulan ini *Current month*	Kumulatif *Cum. Jan. to date*	Bulan ini *Current month*	Kumulatif *Cum. Jan. to date*
39269082	Cards for prayer beads	1 818	3 566	4 666	8 504
39269089	Cards for jewellery or other small objects of personal adornment	992 559	2 638 623	4 044 628	10 204 789
39269091	Point of a kind used for grain storage	34 997	43 185	298 114	361 017
39269092	Empty capsules of a kind suitable for pharmaceutical use	13 530	13 641	109 989	125 211
39269099	Other articles of plastics & other materials of headings 39.01 to 39.14. oth than 3926.10.00-3926.90.92	2 270 117	5 561 668	16 549 866	39 590 110
40011011	Centrifuged concentrate rubber latex, exceeding 0.5 % by volume of ammonia content	2 112 640	4 279 070	3 181 743	6 304 078
40011019	Non centrifuged concentrate rubber latex, exceeding 0,5 % by volume of ammonia content	13 201	80 953	38 547	174 737
40011029	Centrifuged concentrate oth than rubber latex, not exceeding 0.5 % by volume of ammonia content	840	840	3 066	3 066
40012130	RSS Grade 3	17 280	55 560	40 954	120 276
40012150	RSS Grade 5	100 000	100 000	158 620	158 620
40012190	Smoked sheets, Other RSS, except Grade 1 to 5	0	30	0	1 485
40012210	TSNR 10	20 160	20 160	47 779	47 779
40012230	TSNR L	80 640	201 600	173 275	417 957
40012240	TSNR CV	92 239	174 079	193 491	366 715
40012290	Other TSNR	245 194	950 761	470 285	1 750 623
40012920	Latex crepe	2	16	49	345
40012960	Superior processing rubber	4 128	5 163	50 197	91 237
40012980	Scrap (tree, earth or smoked) and cup lump	1 666 248	8 557 350	2 358 317	12 565 426
40012999	Other natural rubber in other forms	1	79	31	904
40021100	Styrene-butadiene rubber,Carboxilated styrene-butadiene rubber,in latex form	401 573	761 112	700 162	1 493 842
40021910	SBR,XSBR,in primary forms/in vulcanised, uncompound plates,sheets/strips	3 090 916	8 265 333	6 910 869	17 935 538
40021990	Styrene-butadiene rubber,Carboxilated styrene-butadiene rubber,in other form	5 289 853	14 058 129	10 716 105	27 472 731
40022010	Synthetic rubber, Butadiene rubber (BR) in primary forms	2 644 014	6 271 422	5 085 504	12 637 233
40022090	Synthetic rubber, Butadiene rubber (BR) other than in primary	4 929 457	11 302 453	10 626 149	25 263 388
40023110	Isobutene-isoprene rubber,unvulcanised, uncompound plates,sheet/strip	506 837	809 035	1 376 140	2 146 737
40023190	Isobutene-isoprene (butyl) rubber (IIR), in other process	493 610	1 352 214	1 058 523	2 736 595
40023910	Halo-isobutane-isoprene rubber, unvulcanised,uncompound plate,sheet/str	497 301	784 922	1 469 270	2 223 027
40023990	Halo-isobutane-isoprene (butyl) rubber (CIIR/BIIR), in other process	591 376	1 582 355	1 616 944	4 112 972
40024100	Chloroprene (chlorobutadiene) rubber(CR) , in latex form	1 357 200	2 009 513	3 197 963	4 726 623
40024910	Chloroprene (chlorobutadiene) rubber(CR) , in primary form	52 300	150 600	291 259	865 167
40024990	Chloroprene (chlorobutadiene) rubber(CR) in other form	478 597	1 026 389	2 606 615	5 362 681
40025100	Acrylonitrile-butadiene rubber (NBR), in latex form	2 615 509	4 734 461	6 248 049	10 284 322
40025910	Acrylonitrile-butadiene rubber (NBR), in primary form	139 658	213 725	412 036	713 274
40025990	Acrylonitrile-butadiene rubber (NBR), in other form	377 938	770 870	1 353 176	2 817 027
40026010	Isoprene rubber (IR) in primary forms	174 780	333 934	1 173 730	1 994 144
40026090	Isoprene rubber (IR) in other forms	235 836	625 172	787 418	1 992 607
40027010	Ethylene-propylene-non-conjugated diene rubber (EPDM), in primary forms	285 647	661 998	1 008 692	2 204 384
40027090	Ethylene-propylene-non-conjugated diene rubber (EPDM), in other forms	790 045	1 242 654	2 830 474	4 429 330
40028010	Mixture of natural rubber latex with syntetic rubber latex	20 851	60 977	91 702	267 183
40028090	Other mixtures of any product of heading 40.01 with any product of this heading	128 522	298 336	375 950	893 857
40029100	Synthetic rubber, latex, n.e.c in heading 40.02, in primary forms or in plates, sheets or strip	229 709	444 411	346 873	654 076
40029920	Oth synt rubber&factice derived from oil ,primary form,unvulcanised,uncompound	83 031	119 953	185 667	332 946
40029990	Oth synthetic rubber & factice derived from oils in other form	839 865	2 012 744	2 476 993	5 554 107
40030000	Reclaimed rubber in primary forms or in plates, sheets or strip.	1 181 546	2 638 755	943 464	1 969 498
40040000	Waste, parings & scrap of rubber (other than hard rubber) & powders & granules obtained therefo	42 080	116 065	11 943	68 775

https://www.bps.go.id

I.3. IMPOR MENURUT KOMODITI / IMPORT BY HS COMMODITY

***** FEBRUARI / *FEBRUARY 2022* *****

H S	Uraian Komoditi/*Commodity Description*	Berat bersih/*Net weight* (Kg)		Nilai/*Value CIF* (US$)	
		Bulan ini *Current month*	Kumulatif *Cum. Jan. to date*	Bulan ini *Current month*	Kumulatif *Cum. Jan. to date*
40051010	Compounded of natural gums with carbon black/silica, unvulcanised,in primary fo	224 002	560 486	763 177	1 876 471
40051090	Compounded other rubber with carbon black/silica, unvulcanised,in primary fo	304 285	584 737	1 736 291	2 913 007
40052000	Compounded rubber, unvulcanised, solutions, dispersions other than those of subheading 4005.10	102 277	120 114	149 305	158 059
40059110	Compounded rubber of natural gums,unvulcanised,oth thn solutions & uncompounded carbonblack/silica,in plates,sheets/strip	37 033	64 550	153 268	284 817
40059190	Compounded rubber o.t natural gums,unvulcanised,exc solutions & uncompounded w/ carbonblack/silica,in plates, sheets/strip	106 736	319 889	521 006	1 371 736
40059910	Compounded rubber, lateks, unvulcanised, oth thn solutions & uncompounded with carbon black or silica,in primary forms	110	188	702	1 346
40059920	Natural rubber compounded with substances other than carbon or silica, unvulcanised, in primary forms	688	50 946	6 337	53 713
40059990	Natural rubber compounded with substances oth thn carbon/silica, unvulcanised,in primary forms,oth thn 40059910&40059990	134 922	209 156	234 239	509 188
40061000	Other form of unvulcanised rubber, ìCamelbackî strips for retreading rubber tyres	192	3 998	1 000	3 710
40069011	Other form of unvulcanised rubber, of natural gums, other than ìCamelbackî strips for retreading rubber tyres, articles	151	5 539	5 113	48 070
40069019	Oth form of unvulcanised rubber,of natural gums,oth thn ìCamelbackî strips for retreading rubber tyres, oth thn articles	2 963	5 852	9 765	18 320
40069090	Other form of unvulcanised rubber, other than natural gums, other than ìCamelbackî strips for retreading rubber tyres	23 712	38 436	286 750	415 022
40070000	Vulcanised rubber thread and cord.	788 430	1 648 370	2 687 050	5 645 265
40081110	Rubber,vulcanised(o.t hard rubber),in plates,sheets&strip of cell rubber,excee 5 mm in thickness,lined fabric one side	16 295	29 823	74 869	167 645
40081120	Rubber,vulcanised(o.t hard rubber),in plates,sheets&strip of cell	26 335	26 335	19 649	19 649
40081190	Rubber, vulcanised (oth thn hard rubber), in plates, sheets & strip of cellular rubber, oth thn 4008.11.20 & 4008.11.90	251 210	654 283	1 243 967	3 068 079
40081900	Rubber, vulcanised (other than hard rubber), other than in plates, sheets and strip of cellular rubber	14 337	55 519	109 401	437 601
40082110	Rubber,vulcanised(o.t hard rubber),in plates,sheets&strip,non cell rubb,excee 5 mm in thickness,lined w/fabric one side	2 416	20 297	21 353	101 489
40082120	Rubber,vulcanised(o.t hard rubber),in plates,sheets&strip,of non cell rubb,<5 mm in thickness,floor&wall tiles	3 840	4 151	7 525	8 172
40082130	Rubber, vulcanised (other than hard rubber), in plates, sheets and strip, of non cellular rubber, water stop	1 088	1 099	3 760	4 001
40082140	Rubber, vulcanised (other than hard rubber),in plates, sheets and strip, of non cellular rubber,in rubber soling sheet	22 044	23 965	49 125	66 739
40082190	Rubber,vulcanised (o.t hard rubber),in plates, sheets and strip,of non cellular rubber,other than 4008.21.10-4008.21.40	117 125	476 969	800 135	2 673 858
40082900	Rubber, vulcanised (other than hard rubber), other than in plates, sheets and strip, of non cellular rubber	24 530	83 808	270 559	801 180
40091100	Tubes,pipes&hoses, vulcanised rubber o.t hard	124 608	268 597	801 476	1 700 521
40091210	Mining slurry suction&discharge hoses,vulcanised rubber o.t hard rubb,unreinforced/combined materials,w/ their fittings	3 185	4 710	84 177	110 041
40091290	Tubes,pipes&hoses,vulcanised rubber o.t hard rubb, unreinforced/ combined w/oth materials,w/their fittings,o.t 4009.12.10	53 795	115 778	246 273	701 486
40092110	Mining slurry suction and discharge hoses, reinforced or otherwise combined only with metal, without their fittings	7 350	19 371	50 159	78 804
40092190	Tubes,pipes & hoses,vulcanised rubber o.t hard rubber, reinforced/combined w/metal,wo/ their fittings,oth thn 4009.21.90	472 601	1 025 181	1 857 384	4 128 558
40092210	Mining slurry suction & discharge hoses,vulcanised rubber o.t hard rubber, reinforced/combined w/metal,w/their fittings	247	6 763	2 050	36 432

https://www.bps.go.id

I.3. IMPOR MENURUT KOMODITI / IMPORT BY HS COMMODITY

***** FEBRUARI / *FEBRUARY 2022* *****

H S	Uraian Komoditi/*Commodity Description*	Berat bersih/*Net weight* (Kg)		Nilai/*Value CIF* (US$)	
		Bulan ini *Current month*	Kumulatif *Cum. Jan. to date*	Bulan ini *Current month*	Kumulatif *Cum. Jan. to date*
40092290	Tubes,pipes & hoses,vulcanised rubber o.t hard rubber, reinforced/combined w/metal,w/their fittings, oth thn 4009.22.90	147 094	332 066	2 059 792	4 690 755
40093110	Mining slurry suction&discharge hoses,vulcanised rubber o.t hard rubber,reinforced/combined w/textile,wo/their fittings	2 108	5 225	20 696	78 361
40093120	Rubber hose of a kind used for gas stove,vulcanised rubb o.t hard rubber,reinforced/combined w/textile,wo/their fittings	260	263	5	805
40093191	Fuel hoses, heater hoses and water hoses, of a kind used on motor vehicles of heading 87.02, 87.03, 87.04 or 87.11	160 119	333 883	2 020 763	4 512 100
40093199	Oth thn fuel hoses,heater hoses & water hoses,of a kind used on motor vehicles of heading 87.02, 87.03, 87.04 or 87.11	184 067	445 550	1 246 432	3 163 955
40093210	Mining slurry suction&discharge hoses,vulcanised rubber o.t hard rubber,reinforced/combined w/textile,w/their fittings	0	1 056	0	8 209
40093290	Tubes,pipes&hoses,vulcanised rubber o.t hard rubber, reinforced/ combined w/textile,w/fittings,oth thn 4009.32.10-20	102 523	159 321	688 974	1 369 839
40094110	Reinforced or otherwise combined w/oth materials, rubber hose of a kind used for gas stove,without their fittings	25 969	121 474	35 472	205 922
40094190	Reinforced or otherwise combined w/oth materials,oth thn rubber hose of a kind used for gas stove,without their fittings	119 722	245 751	1 283 738	2 445 459
40094210	Reinforced or otherwise combined with other materials,Mining slurry suction and discharge hoses with fittings	126	229	2 822	4 385
40094220	Rubber hose of a kind used for gas stove	8 176	17 676	160 245	378 505
40094290	Tubes, pipes and hoses, of vulcanised rubber other than 4009.42.10-	157 990	321 267	2 596 737	5 024 655
40101100	Conveyor belts or belting, of vulcanised rubber, reinforced only with metal	234 953	483 781	961 074	2 059 947
40101200	Conveyor belts or belting, of vulcanised rubber, reinforced only	1 037 883	2 268 057	3 092 744	7 535 543
40101900	Conveyor belts or belting, of vulcanised rubber, other than 4010.11.00-4010.12.00	171 057	579 547	920 495	3 394 093
40103100	Endless transmission belts trapezoidal cross-section (V-belts),V-ribbed,outside circum excee 60 cm but not excee 180 cm	73 020	128 236	730 515	1 349 272
40103200	Endless transm belts trapezoidal cross-section (Vbelts),oth thn V-ribbed,outside circum excee 60 cm but not excee 180 cm	12 137	24 376	138 021	339 639
40103300	Endless transmission belts trapezoidal cross-section (Vbelts),V-ribbed,outside circum excee 180 cm but not excee 240 cm	495	3 974	27 883	72 317
40103400	Endless transm belts trapezoidal cross-section (Vbelts),oth thn Vribbed,outside circum excee 180 cm but not excee 240 cm	1 095	3 029	37 809	87 993
40103500	Endless synchronous belts, of an outside circumference exceeding 60 cm but not exceeding 150 cm, of vulcanised rubber	17 661	35 352	204 543	476 111
40103600	Endless synchronous belts, of an outside circumference exceeding 150 cm but not exceeding 198 cm	1 005	1 702	10 911	30 278
40103900	Transmission belts or belting, of vulcanised rubber, other than 4010.31.00-4010.36.00	178 725	528 378	2 679 681	5 277 090
40111000	New pneumatic tyres, of rubber, of a kind used on motor cars (including station wagons and racing cars)	2 353 670	4 901 466	6 826 451	14 421 109
40112010	New pneumatic tyres, of rubber, of a kind used on buses or lorries, of a width not exceeding 450 mm.	8 932 874	18 555 329	23 392 636	48 263 743
40112090	New pneumatic tyres, of rubber, of a kind used on buses or lorries, of a width not less than 450 mm.	2 032	5 178	10 341	13 106
40113000	New pneumatic tyres, of rubber, of a kind used on aircraft.	19 219	50 466	513 407	1 097 290
40114000	New pneumatic tyres, of rubber, of a kind used on motorcycles.	63 819	309 421	221 609	1 153 229
40115000	New pneumatic tyres, of rubber, of a kind used on bicycles.	99 699	180 239	345 363	768 902
40117000	New pneumatic tyres, of rubber, of a kind used on agricultural or forestry vehicles and machines.	137 736	296 615	414 939	918 423
40118011	New pneumatic tyres used on tractors machinery of head 8429-8430,forklifts,wheelbarrows/oth industrial vehicles&machines	218 037	353 742	741 396	1 189 608
40118019	Oth new pneumatic tyres use tractors machinery of head 8429-8430,forklifts,wheelbarrows/oth industrial vehicles&machines	390 689	917 804	1 257 719	2 711 404
40118021	Of a kind use on tractors,machinery of head 8429-8430,forklifts/oth industrial vehicles&machines,rim size>61 cm	905 937	2 481 164	4 724 574	13 718 647
40118029	Oth kind use on tractors,machinery of head 8429-8430, forklifts/oth industrial vehicles&machines,rim size excee 61 cm	3 394 407	7 378 898	18 208 669	40 485 079

https://www.bps.go.id

I.3. IMPOR MENURUT KOMODITI / IMPORT BY HS COMMODITY

***** FEBRUARI / *FEBRUARY 2022* *****

H S	Uraian Komoditi/*Commodity Description*	Berat bersih/*Net weight* (Kg)		Nilai/*Value CIF* (US$)	
		Bulan ini *Current month*	Kumulatif *Cum. Jan. to date*	Bulan ini *Current month*	Kumulatif *Cum. Jan. to date*
40119010	New pneumatic tyres, of rubber, of a kind used on vehicles of Chapter 87.	2 353	9 950	9 050	58 580
40119020	New pneumatic tyres, of rubber, of a kind used onon machinery of heading 84.29 or 84.30.	3	22 834	82	100 920
40119090	New pneumatic tyres, of rubber, other than 4011.10.00-4011.90.20,	345	3 235	2 386	19 585
40121210	Retreaded tyres of rubber, of a kind used on buses or lorries, of a width not exceeding 450 mm	16 486	16 486	47 595	47 595
40121290	Retreaded tyres of rubber, of a kind used on buses or lorries, of a width exceeding 450 mm	1 348	3 198	1 772	11 637
40121930	Retreaded tyres of rubber, of a kind used on machinery of heading 84.29 or 84.30	2 727	2 727	7 045	7 045
40121940	Retreaded tyres of rubber, of a kind used on vehicles of Chapter 87	49	55	466	796
40121990	Retreaded tyres of rubber, other than 4012.11.00-4012.19.40	0	1 202	0	3 343
40122029	Used pneumatic tyres of rubber, of a kind used on buses or lorries, of a width exceeding 450 mm	51 005	112 960	31 129	61 319
40129014	Solid tyres exceeding 250 mm in external diameter, of a width not	83 489	124 908	247 960	349 217
40129015	Solid tyres exceeding 250 mm in external diameter, of a width	0	68 802	0	46 593
40129016	Other solid tyres exceeding 250 mm in external diameter, of a width exceeding 450 mm	701	2 693	1 523	9 015
40129019	Other solid tyres of rubber other than 4012.90.14-16	57 467	155 507	113 409	387 958
40129021	Cushion tyres of rubber, of a width not exceeding 450 mm	2	154	124	2 553
40129070	Replaceable tyre treads of rubber, of a width not exceeding 450	52 304	120 876	113 617	291 236
40129080	Tyre flaps of rubber	259 045	575 414	582 769	1 286 578
40129090	Retreaded/used pneumatic tyres of rubber,solid/cushion tyres, tyre	28 733	143 659	87 007	337 720
40131011	Inner tubes of rubber,of a kind used on motor cars,suitable for fitting to tyres of a width < 450 mm	123 303	205 961	304 066	528 573
40131019	Inner tubes of rubber,of a kind used on motor cars,suitable for fitting to tyres of a width > 450 mm	567 725	779 461	278 480	381 450
40131021	Inner tubes of rubber, of a kind used on buses or lorries, suitable for fitting to tyres of a width not exceeding 450 mm	356 414	868 081	1 006 748	2 408 503
40132000	Inner tubes of rubber, of a kind used on bicycles	38 172	79 425	49 485	138 447
40139011	Inner tubes of rubber,kind used on machinery of head 8429 or 8430, suit for fitting to tyres of a width not excee 450 mm	31 965	37 867	108 372	126 680
40139019	Inner tubes of rubber,a kind used on machinery of head 84.29 or 84.30, suit for fitting to tyres of a width excee 450 mm	18 536	62 503	58 406	116 704
40139020	Inner tubes of rubber, of a kind used on motorcycles	0	1 966	0	12 947
40139031	Inner tubes of rubber,of a kind used on oth vehicles of Chapter 87, suitable for fitting to tyres of a width < 450 mm	16 916	51 434	61 201	152 545
40139039	Inner tubes of rubber,of a kind used on oth vehicles of Chapter 87,	39 131	67 481	105 833	173 274
40139040	Inner tubes of rubber, of a kind used on aircraft	0	8	0	1 317
40139091	Oth inner tubes of rubber,other than 4013.10.11-4013.90.40, suitable for fitting to tyres of a width not exceeding 450 mm	2 062	2 083	9 472	10 207
40139099	Other inner tubes of rubber, other than 4013.10.11-4013.90.40, suitable for fitting to tyres of a width exceeding 450 mm	1 609	1 619	7 385	8 680
40141000	Sheath contraceptives	43 209	82 678	501 835	1 070 338
40149010	Teats for feeding bottles and similar articles, of vulcanised rubber other than hard rubber,	4 734	38 754	89 524	622 100
40149040	Stoppers for pharmaceutical use, of vulcanised rubber other than hard rubber	90 615	151 938	826 370	1 332 318
40149050	Finger stalls, of vulcanised rubber other than hard rubber	452	476	6 931	7 703
40149090	Hygienic/pharmaceutical articles of vulcanised exc hard rubber,w/or wo/ fittings hard rubber,oth thn 40141000-40149050	12 020	87 345	168 984	809 018
40151100	Gloves, mittens and mitts for surgical, of vulcanised rubber other than hard rubber	241 762	576 656	2 185 666	5 140 949
40151900	Gloves, mittens and mitts for not surgical, of vulcanised rubber other than hard rubber	334 350	741 859	1 972 859	5 117 053
40159010	Lead aprons, of vulcanised rubber other than hard rubber	5	5	23	23
40159020	Divers' suits (wet suits), of vulcanised rubber other than hard rubber	11 006	14 680	22 461	37 702

https://www.bps.go.id

I.3. IMPOR MENURUT KOMODITI / IMPORT BY HS COMMODITY

***** FEBRUARI / *FEBRUARY 2022* *****

H S	Uraian Komoditi/*Commodity Description*	Berat bersih/*Net weight* (Kg)		Nilai/*Value CIF* (US$)	
		Bulan ini *Current month*	Kumulatif *Cum. Jan. to date*	Bulan ini *Current month*	Kumulatif *Cum. Jan. to date*
40159090	Articles apparel&clothing accessories,oth thn 40151100-40159020 for all purposes, vulcanised rubber oth thn hard rubber	32 389	129 935	230 826	902 320
40161010	Padding for articles of apparel or clothing accessories, of cellular rubber	3 548	50 457	16 664	260 829
40161020	Floor tiles and wall tiles of cellular rubber	3	46	803	1 580
40161090	Other articles of cellular rubber, other than 4016.10.10-20	50 741	126 195	479 764	1 150 806
40169110	Mats of vulcanised rubber other than hard rubber	139 037	366 919	282 068	591 609
40169120	Tiles of vulcanised rubber other than hard rubber	0	21 193	0	22 911
40169190	Floor coverings other than 4016.90.10-4016.91.20 of vulcanised rubber other than hard rubber	62 634	150 484	385 652	658 253
40169210	Eraser tips of vulcanised rubber other than hard rubber	11 150	65 768	26 696	240 909
40169290	Erasers other than eraser tips of vulcanised rubber other than hard	72 027	174 145	225 317	558 966
40169310	Gaskets, washers and other seals of a kind used to insulate the terminal leads of electrolytic capacitors	102 106	270 628	1 394 376	3 007 531
40169320	Gaskets and o-rings, of a kind used on motor vehicles of heading 87.02, 87.03, 87.04 or 87.11	438 453	904 971	6 359 909	13 350 864
40169390	Gaskets, washers and other seals of vulcanised rubber other than hard rubber, other than 4016.93.10-4016.93.20	144 166	299 396	4 505 088	8 425 046
40169400	Boat or dock fenders of vulcanised rubber other than hard rubber, whether or not inflatable	274 023	539 123	629 430	1 581 245
40169500	Other inflatable articles of vulcanised rubber other than hard rubber	151 274	334 333	608 403	1 534 732
40169911	Parts&access kind used for vehicles of Chapter 87 for vehicles of head 8702,8703, 8704 or 8705,oth thn weatherstripping	217 060	449 674	2 750 703	6 056 121
40169912	Parts and accessories of vulcanised rubber other than hard rubber, of a kind used for vehicles of heading 87.11	15 570	48 382	266 041	574 785
40169913	Weatherstripping of vulcanised rubber oth thn hard rubber, of a kind used on motor vehicles of heading 8702,8703 or 8704	63 508	140 611	603 822	1 348 112
40169915	Parts&accessories of vulcanised rubber oth thn hard rubber,of a kind used for vehicles of head 8709, 8713, 8715 or 87.16	6 174	15 058	141 976	283 553
40169917	Bicycle parts of vulcanised rubber other than hard rubber	4	809	98	31 226
40169918	Other bicycle accessories of vulcanised rubber other than hard rubber	2 375	3 033	13 859	28 045
40169919	Parts&accessories of a kind used for vehicles of Chapter 87 of vulcanised rubber exc hard rubber oth thn 4016.99.11-20	76 267	162 216	683 273	1 404 116
40169920	Parts and accessories of rotochutes of heading 88.04 of vulcanised	1 288	2 795	11 726	34 639
40169930	Rubber bands, of vulcanised rubber other than hard rubber	71 201	123 912	660 326	1 095 731
40169940	Wall tiles of vulcanised rubber other than hard rubber	0	6	0	95
40169951	Rubber rollers of vulcanised rubber other than hard rubber	66 761	162 102	464 196	1 160 699
40169952	Tyre mould bladders of vulcanised rubber other than hard rubber	32 123	65 416	374 199	914 419
40169953	Electrical insulator hoods of vulcanised rubber other than hard rubber	845	1 687	14 872	21 745
40169954	Rubber grommets and rubber covers for automotive wiring harnesses of vulcanised rubber other than hard rubber	76 110	162 601	1 929 375	4 000 936
40169959	Oth articles a kind used in machinery/mechanical/electric appliances,or for oth technical uses,oth thn 40169951-40169954	118 707	303 378	1 666 502	3 774 642
40169960	Rail pads of vulcanised rubber other than hard rubber	677	1 727	19 367	46 187
40169970	Structural bearings including bridge bearings of vulcanised rubber other than hard rubber	4 336	9 082	221 267	418 454
40169991	Table coverings of vulcanised rubber other than hard rubber	5 171	6 737	48 114	91 244
40169999	Other articles of vulcanised rubber other than hard rubber, n.e.c in 4016	441 674	904 028	3 844 844	7 569 472
40170010	Floor tiles and wall tiles of hard rubber	48	173	1 325	10 098
40170020	Other articles of hard rubber	22 444	46 169	196 948	376 544
40170090	Articles of hard rubber other than 4017.00.10-20	20 165	36 950	211 246	321 288
41012000	Whole hides&skins,unsplit,weight per skin<8 kg simply dried,10 kg dry?salted, 16 kg fresh,wet?salted/othwise preserved	352 570	806 485	275 776	623 584
41015000	Whole hides and skins of bovine (including buffalo) or equine animals, of a weight exceeding 16 kg	561 194	1 816 546	852 965	2 544 976

https://www.bps.go.id

I.3. IMPOR MENURUT KOMODITI / IMPORT BY HS COMMODITY

***** FEBRUARI / *FEBRUARY 2022* *****

H S	Uraian Komoditi/*Commodity Description*	Berat bersih/*Net weight* (Kg)		Nilai/*Value CIF* (US$)	
		Bulan ini *Current month*	Kumulatif *Cum. Jan. to date*	Bulan ini *Current month*	Kumulatif *Cum. Jan. to date*
41019090	Raw hides and skins of bovine, including butts, bends and bellies, other than pre-tanned	1 784 216	3 397 634	1 447 741	2 770 961
41021000	Raw skins of sheep or lambs with wool on	0	29 715	0	30 800
41022100	Raw skins of sheep or lambs pickled but not tanned, parchment-dressed or further prepared), without wool on	143 501	382 417	1 474 460	3 978 109
41039000	Other raw hides and skins other than of reptiles and swine	679 400	1 412 474	577 491	1 190 863
41041110	Tanned/crust hides & skins in the wet state,full grains,upsplit & grains of bovine vegetable tanned	849	1 286	34 108	49 923
41041190	Tanned/crust hides & skins in the wet state,full grains,upsplit & grains oth of bovine vegetable tanned	1 262 272	2 110 084	1 510 557	2 547 304
41041900	Tanned/crust hides & skins in the wet state,oth thn full grains,upsplit & grains of bovine vegetable tanned	242 008	537 565	1 009 807	2 256 985
41044100	Tanned/crust hides & skins in the dry state,full grains,upsplit & grains of bovine vegetable tanned	850	13 213	16 177	212 475
41044900	Tanned/crust hides&skins of bovine (incl buffalo)/equine animals,wo/ hair on,oth thn 41044100, but not further prepared	246 353	649 315	2 111 014	5 908 704
41051000	Tanned/crust skins of sheep or lambs,in the wet state (incl wetblue),wo/ wool on,won split,but not further prepared	90 503	158 426	647 495	1 194 231
41053000	Tanned/crust skins of sheep/lambs,in the dry state (crust), wo/wool on,won split,but not further prepared	1 667	1 667	87 097	87 097
41062100	Tanned/crust hides&skins of goats/kids,in theWetState (incl wetblue),w/o wool/hair on,split/not,but notFurther prepared.	4 301	8 229	33 748	61 027
41062200	Tanned/crust hides&skins of goats/kids,in the dry state (crust),wo/wool/hair on,won split,but not further prepared	0	85	0	1 700
41063200	Tanned/crust hidesskins of swine, in the dry state (crust), wo/wool/hair on,whether/not split,but not further prepared	1 684	3 719	15 670	31 869
41071100	Leather further prepared after tanning/crusting of bovine/equine animal,whole hides and skins,full grains,unsplit	66 034	160 015	1 180 967	3 093 484
41071200	Leather further prepared after tanning/crusting of bovine/equine animal,whole hides and skins, grains split	28 372	217 395	506 478	4 096 955
41071900	Oth whole hide&skin of bovine/ equine animals, in oth form	624 087	1 146 408	4 277 158	10 466 778
41079100	Leather,oth thn whole hides and skins further prepared after tanning/crusting whole hides & skins,full grains,unsplit	2 811	17 978	32 358	221 113
41079200	Leather,oth thn whole hides and skins further prepared after tanning/crusting whole hides & skins, grains,unsplit	294 541	754 200	4 733 422	12 555 546
41079900	Leather,oth thn whole hides&skins further prepared after tanning/crusting whole hides & skins,exc full/no grains,unsplit	1 073 093	2 345 234	12 938 900	30 549 817
41120000	Leather further prep. after tanning/ crust,of sheep/lamb wo/wool on,split/not,oth thn leather of heading 41.14	15 366	29 355	567 461	1 167 594
41131000	Leather of goats or kids further prepared after tanning or crusting, of goats or kids	30 992	71 831	945 059	2 090 503
41132000	Leather of goats or kids further prepared after tanning or crusting, of swine	21 028	59 404	411 095	1 215 408
41139000	Leather of goats or kids further prepared after tanning or crusting, oth thn of goats or kids,reptiles and swine	38 171	96 392	616 820	1 100 923
41141000	Chamois (including combination chamois) leather	735	2 337	2 940	8 415
41142000	Patent leather and patent laminated leather, metallised leather	76 932	221 202	806 363	2 234 028
41151000	Composition leather with a basis of leather or leather fibre, in slabs, sheets or strip, whether or not in rolls	12 174	23 755	392 810	526 439
41152000	Parings & oth waste of leather/composition leather,not for manufacture leather articles,leather dust,powder & flour	1	1	1	1
42010000	Saddlery & harness for any animal (traces,leads,knee pads, muzzles,saddle cloths,saddle bags,dog coats),of any material.	15 107	61 286	60 910	223 435
42021110	Cases & containers,suit-case/brief-case with outer surface of leather/composition leather,max dimensions 56cmx45cmx25 cm	5 532	23 098	10 437	77 135
42021190	Cases & containers,suit-case/brief-case with outer surface of leather/composition leather,dimension more 56cmx45cmx25 cm	186 510	449 820	418 842	800 498
42021211	School satchels with outer surface of vulcanised fibre	7 230	9 767	53 157	78 370
42021219	School satchels with outer surface other than vulcanised fibre	361 517	748 638	1 181 621	2 370 770
42021291	Other School satchels, with outer surface of vulcanised fibre	4 109	5 894	19 709	34 213

https://www.bps.go.id

I.3. IMPOR MENURUT KOMODITI / IMPORT BY HS COMMODITY

***** FEBRUARI / *FEBRUARY 2022* *****

H S	Uraian Komoditi/*Commodity Description*	Berat bersih/*Net weight* (Kg)		Nilai/*Value CIF* (US$)	
		Bulan ini *Current month*	Kumulatif *Cum. Jan. to date*	Bulan ini *Current month*	Kumulatif *Cum. Jan. to date*
42021299	Other School satchels, with outer surface other than vulcanised fibre	902 184	2 161 550	3 588 398	8 226 147
42021920	Trunks,suit-cases,vanity-cases executive-cases,brief-cases,school satchels & similar container,paperboard outer surface	74	214	871	981
42021990	Trunks,suit-cases,vanity-cases,executive-cases,brief-cases,school satchel & similar cntainer,outer srface oth paperboard	19 716	61 186	273 273	587 369
42022100	Handbags,whether/ not with shoulder strap,incld those without handle,outer surface of leather/ composition leather	43 748	90 661	6 792 704	14 963 998
42022200	Handbags,won w/shoulder strap,incl those wo handle w/outer surface of sheeting of plastics/of textile materials	996 878	3 165 858	7 832 011	19 631 825
42022900	Handbags, whether or not with shoulder strap, including those without handle, oth thn sub heading 4202.21 - 4202.22	778 090	1 987 491	1 274 192	3 192 487
42023100	Articles of a kind normally carried in the pocket or in the handbag,with outer surface of leather or composition leather	63 912	192 579	1 045 537	2 517 132
42023200	Articles of a kind normally carried in pocket/in the handbag,w/outer surface of sheeting plastics or textile materials	326 520	779 747	1 662 741	3 725 899
42023900	Articles of a kind normally carried in pocket/in the handbag, oth thn sub heading 4202.31 - 4202.32	137 371	306 611	190 650	394 327
42029119	Cases and containers, sports bag other than bowling bags, with outer surface of leather or of composition leather	47	6 877	1 993	11 751
42029190	Cases and containers, other sports bag, with outer surface of leather or of composition leather	5 325	19 120	649 127	1 566 818
42029210	Cases and containers, toiletry bags, of sheeting of plastics	9 387	20 368	12 841	24 876
42029220	Cases and containers, bowling bags sheeting of plastics or of textile materials	467	965	6 977	22 192
42029290	Cases and containers, other than toiletry bags and bowling bags, of sheeting of plastics	443 124	992 062	3 270 874	7 175 484
42029910	Cases and containers, other article, with outer surface of vulcanised fibre or paperboard	3	586	12	2 058
42029990	Cases and containers, other article, with outer surface other than vulcanised fibre or paperboard and other than copper	107 302	276 819	477 168	951 346
42031000	Apparel, articles of apparel, of leather or of composition leather	10 230	19 490	145 103	218 496
42032100	Clothing accessories, gloves, mittens and mitts, specially designed for use in sports, of leather or composition leather	8 675	15 290	184 712	312 131
42032910	Clothing accessories, protective work gloves, of leather or composition leather	70 593	223 530	405 094	966 269
42032990	Clothing accessories, other than protective work gloves, of leather or composition leather	25 890	40 109	306 776	431 618
42033000	Clothing accessories, belts and bandoliers, of leather or of composition leather	134 919	309 860	721 920	1 539 243
42034000	Other clothing accessories, of leather or of composition leather	11 392	111 714	93 271	529 760
42050010	Boot laces, mats, of leather or of composition leather	602	2 446	11 826	46 001
42050020	Industrial safety belts and harnesses	6 617	8 003	60 502	89 664
42050030	Leather strings or chords of a kind used for jewellery or articles of personal adornment	195	1 920	3 358	13 903
42050040	Oth articles a kind used in machinery or mechanical appliances/ for oth technical uses, of leather/of composition leather	2 718	4 885	185 531	348 067
42050090	Other articles of leather or of composition leather, oth thn HS code 4205.00.10 - 4205.00.40	30 720	81 572	1 113 444	2 141 448
42060000	Articles of gut (other than silkworm gut), of goldbeater's skin, of bladders or of tendons.	4	7	33 088	76 069
43021900	Furskins, tanned/dressed,whole, w/or wo/head,tail/paws,not assembled,oth thn of mink,exclud goods/heading no. 4303	3 852	6 313	324 462	414 042
43022000	Furskins, tanned/dressed,whole, w/or wo/head, tail/paws,not assembled,oth thn of mink,exclud goods/heading no. 4303	7	1 458	522	97 489
43031000	Articles of apparel and clothing accessories	4 461	93 613	20 916	245 007
43039090	Furskin articles, other than apparel and clothing accessories, other than articles for industrial uses	750	2 658	17 557	26 286
43040010	Artificial fur	205	384	2 289	3 561
43040020	Artificial fur	12	842	100	11 827
43040091	Artificial fur articles, sports bags	10	24	47	387

https://www.bps.go.id

I.3. IMPOR MENURUT KOMODITI / IMPORT BY HS COMMODITY

***** FEBRUARI / *FEBRUARY 2022* *****

H S	Uraian Komoditi/*Commodity Description*	Berat bersih/*Net weight* (Kg)		Nilai/*Value CIF* (US$)	
		Bulan ini *Current month*	Kumulatif *Cum. Jan. to date*	Bulan ini *Current month*	Kumulatif *Cum. Jan. to date*
43040099	Artificial fur articles, other than sports bags	3 798	4 878	12 251	15 836
44011200	Fuel wood, in logs, in billets, in twigs, in faggots or in similar forms, from coniferous	0	2 941	0	11 955
44013100	Sawdust and wood waste and scrap, agglomerated in logs, briquettes, pellets or similar forms, wood pellets	24	234 304	539	47 422
44013900	Sawdust and wood waste and scrap, agglomerated in logs,	25 118	58 686	131 243	212 597
44014000	Sawdust and wood waste and scrap, not agglomerated	9 539	12 125	6 165	11 975
44021000	Wood charcoal of bamboo, whether or not agglomerated.	25	2 507	310	50 342
44029010	Wood charcoal of coconut shell, whether or not agglomerated.	50 000	117 440	15 000	66 301
44029090	Wood charcoal other of coconut shell, whether or not agglomerated.	8 861	59 662	11 449	35 093
44031210	Treated with paint, stains, creosote or other preservatives, non-coniferous,baulks, sawlogs and veneer logs	18	18	1 050	1 050
44032110	Other, coniferous,of pine (Pinus spp.),which any cross-sectional dimension is 15 cm or more,baulks,sawlogs & veneer logs	0	74 570	0	19 455
44032390	Oth,coniferous of fir(Abies spp)&spruce(Picea spp),any cross-	0	31 821	0	38 118
44039110	Oth treated with paint, stains, creosote or other preservatives,of oak (Quercus spp),baulks, sawlogs and veneer logs	761 345	1 284 595	321 437	579 657
44039190	Oth treated with paint, stains,creosote or other preservatives,of oak (Quercus spp), exc baulks, sawlogs and veneer logs	910 453	2 519 895	422 225	1 122 716
44039790	Oth treated w/paint,stains,creosote/oth preservatives,of poplar&aspen (populus spp),exc baulks,sawlogs &veneer logs	0	15	0	78
44039810	Oth treated w/paint,stains,creosote/oth preservatives,of eucalyptus (Eucalyptus spp),baulks,sawlogs &veneer logs	140 030	1 391 639	36 080	400 352
44039910	Oth treated w/paint,stains,creosote/oth preservatives,oth thn sub heading 4403.91-4403.98,baulks,sawlogs &veneer logs	0	25 710	0	10 062
44042010	Hoopwood, split poles,piles, picket & the like of non- coniferous, chipwood	54 337	161 967	211 333	690 269
44050020	Wood flour	857 030	2 689 784	256 751	746 421
44071100	Coniferous,of pine (Pinus spp),sawn/chipped lengthwise,sliced/peeled,won planed,sanded/end-jointed, of thickness>6mm	3 354 646	8 504 392	2 747 131	6 374 229
44071200	Coniferous,of fir (Abies spp)&spruce (Picea spp),sawn/chipped,sliced/peeled,won planed,sanded/end-jointed,of thick>6mm	198 547	798 509	277 445	1 042 910
44071900	Coniferous,oth sub head 4407.11-4407.12, sawn/chipped, sliced/peeled,won planed,sanded/end-jointed,of thick>6mm	1 558 323	4 544 331	1 039 720	3 604 468
44072190	Tropical wood,of mahogany (Swietenia spp),exc planed,sanded or end-joint	50 409	117 199	255 218	474 778
44072519	Tropical wood of dark red maranti,light red meranti & meranti bakau,exc planed,sanded or end-joint	0	32 033	0	40 038
44072790	Tropical wood of sapelli, exc planed,sanded or end-joint	268 179	565 232	211 319	363 169
44072890	Tropical wood of iroko,exc planed,sanded or end-joint	9 515	9 515	9 289	9 289
44072989	Tropical wood of mengkulang (Heritiera spp), exc planed,sanded or end-joint	270	270	1 333	1 333
44072999	Wood sawn other than sub heading 4406.29.91 - 4407.29.97, not (planed, sanded or end-jointed)	0	6	0	43
44079110	Non-coniferous and other than tropical wood of oak (Quercus spp),planed, sanded or end-jointed	477 186	952 685	546 660	1 418 518
44079190	Non-coniferous and other than tropical wood of oak (Quercus spp), exc planed, sanded or end-jointed	2 824 231	7 857 059	2 901 059	8 173 492
44079210	Non-coniferous and other than tropical wood of beech (Fogus spp),planed, sanded or end-jointed	251 927	424 777	199 011	355 246
44079290	Non-coniferous and other than tropical wood of beech (Fogus spp), exc planed, sanded or end-jointed	244 850	343 864	174 884	239 804
44079310	Non-coniferous and other than tropical wood of maple (Acer spp),planed, sanded or end-jointed	3 017	3 017	9 475	9 475
44079390	Non-coniferous and other than tropical wood of maple (Acer spp),exc planed, sanded or end-jointed	465 283	862 041	1 366 687	2 395 826

https://www.bps.go.id

I.3. IMPOR MENURUT KOMODITI / IMPORT BY HS COMMODITY

***** FEBRUARI / *FEBRUARY 2022* *****

H S	Uraian Komoditi/*Commodity Description*	Berat bersih/*Net weight* (Kg)		Nilai/*Value CIF* (US$)	
		Bulan ini *Current month*	Kumulatif *Cum. Jan. to date*	Bulan ini *Current month*	Kumulatif *Cum. Jan. to date*
44079590	Non-coniferous and other than tropical wood of ash (Fraxinus spp.), exc planed, sanded or end-jointed	406 157	860 563	842 685	1 207 819
44079690	Non-coniferous and other than tropical wood of birch (Betula spp),	16	20	64	113
44079790	Non-coniferous and other than tropical wood of poplar and aspen (Populus spp), exc planed, sanded or end-jointed	378 016	471 477	831 266	1 036 649
44079990	Wood sawn other than sub heading 4407.91 - 4407.97, not (planed, sanded or end-jointed)	3 214 252	5 217 899	3 736 988	6 185 612
44081030	Face veneer sheets	1 658	3 165	17 207	38 923
44081090	Oth thn cedar wood pencil slats radiata pinewood used for blockboard manufa,oth thn face veneer sheets,of coniferous	24 055	198 566	145 898	1 283 174
44083920	Face veneer sheets of tropical wood other than Red Meranti, Light Red Meranti and Meranti Bakau	58 450	220 510	99 351	371 190
44083990	Oth thn Jelutong wood pencil slats&face veneer sheets of tropical wood oth Red Meranti,Light Red Meranti&Meranti Bakau	12 926	40 060	40 962	88 891
44089010	Face veneer sheets, of non-coniferous and other than tropical wood	858 216	1 610 456	2 044 811	3 804 123
44089090	Other than face veneer sheets, of non-coniferous and other than tropical wood	1 820 761	3 650 021	5 135 946	10 509 646
44091000	Coniferous wood cotinuously shaped along any of its edgee,ends/faces, won planed,sanded or end-jointed	0	2	0	19
44092100	Non-coniferous of bamboo cotinuously shaped along any of its edgee,ends/faces, won planed,sanded or end-jointed	44 895	44 895	63 427	63 427
44092900	Other than of bamboo&tropical wood cotinuously shaped along any of its edgee,ends/faces,won planed,sanded or end-jointed	1	2 706	44	29 290
44101100	Particle board of wood, whether or not agglomerated with resins or other organic binding substances.	5 742 868	13 281 788	2 005 625	4 581 995
44101200	Oriented strand board (OSB) of wood, whether or not agglomerated with resins or other organic binding substances.	26 500	51 084	18 010	34 957
44101900	Oth thn sub heading 4410.11-4410.12 of wood,particle board, OSB,won agglomerated w/resins /oth organic binding substances	217 901	467 295	251 844	478 486
44109000	Oth board of wood, particle board,oriented strand board(OSB),won	246	33 932	4 471	48 220
44111200	Medium density fibreboard (MDF), of a thickness not exceeding 5	4 216 206	7 422 025	2 205 622	3 756 324
44111300	Medium density fibreboard (MDF), of a thickness exceeding 5 mm but not exceeding 9 mm	754 836	1 628 238	450 064	973 167
44111400	Medium density fibreboard (MDF), of a thickness exceeding 9 mm	3 073 933	7 921 709	1 502 664	3 828 372
44119200	Fibreboard of a density exceeding 0.8 g/cm?	198 486	549 932	122 849	319 186
44119300	Fibreboard of a density exceeding 0.5 g/cm? but not exceeding 0.8 g/cm?	255 334	298 834	133 901	176 332
44119400	Fibreboard of a density not exceeding 0.5 g/cm?	60 220	89 460	43 776	67 711
44121000	Plywood, veneered panels and similar laminated wood, of bamboo	575 080	601 910	360 202	396 756
44123100	Oth plywood,consis solely sheets of wood(exc bamboo),each ply <= 6 mm thick,w/at least one outer ply of tropical wood	58 796	184 168	231 153	393 789
44123300	Oth ply,solely of sheets exc bamboo,each ply< 6 mm thick,w/at least one outer ply non-coniferous of alder(Alnus spp)etc	1 805 295	3 459 299	2 216 986	3 912 016
44123400	Oth ply,exc bamboo,each ply < 6 mm thick,oth,w/at least one outer ply nonconiferous not specified subhead 4412.33	801	4 759	5 210	26 381
44123900	Oth plywood,consis solely sheets of wood(exc bamboo),each ply <= 6 mm thick,w/at least one outer ply of coniferous wood	1 769 660	3 646 494	1 966 445	3 506 255
44129400	Oth plywood,consis solely of sheets of wood(oth thn bamboo), each ply >6 mm thickness,Blockboard,laminboard & battenboard	54 733	104 029	109 436	168 320
44129910	Oth plywood,exc bamboo,each ply>6mm thick,oth thn blockboard, laminboard &battenboard,w/at least one side faced w/plastics	47 978	61 982	32 412	42 966
44129990	Other plywood, except bamboo, each ply more than 6 mm thickness, other than HS code 4412.99.10 - 4412.99.30	220 697	397 624	316 510	743 040
44130000	Densified wood, in blocks, plates, strips or profile shapes.	13 369	67 055	6 332	32 832
44140000	Wooden frames for paintings, photographs, mirrors or similar	5 921	28 468	23 581	88 587
44151000	Cases, boxes, crates, drums and similar packings, cabledrums	68 995	135 467	82 155	166 935
44152000	Pallets, box pallets and other load boards, pallet collars	19 041	41 680	21 658	46 378
44160090	Casks, barrels, vats, tubs and other coopersí products and parts thereof, of wood, excluding staves.	2	1 440	171	32 508

https://www.bps.go.id

I.3. IMPOR MENURUT KOMODITI / IMPORT BY HS COMMODITY

***** FEBRUARI / *FEBRUARY 2022* *****

H S	Uraian Komoditi/*Commodity Description*	Berat bersih/*Net weight* (Kg)		Nilai/*Value CIF* (US$)	
		Bulan ini *Current month*	Kumulatif *Cum. Jan. to date*	Bulan ini *Current month*	Kumulatif *Cum. Jan. to date*
44170010	Boot or shoe lasts, of wood	14	282	67	1 777
44170020	Boot or shoe trees, of wood	178	258	1 226	1 588
44170090	Tools, tool bodies, tool handles, broom or brush bodies and handles, of wood	154 531	255 501	455 433	732 046
44182000	Doors and their frames and thresholds	333 824	646 906	954 251	1 775 125
44184000	Shuttering for concrete constructional work	0	75 026	0	55 778
44187500	Assembled flooring panels other than of bamboo or with at least the top layer (wear layer) of bamboo, multilayer	46	51	976	981
44187900	Other assembled flooring panels	16 642	16 654	58 025	58 072
44189910	Cellular wood panels	12	20	59	168
44189990	Other buildersí joinery and carpentry of wood, other than of bamboo, other than cellular wood panels	105 205	152 052	102 655	145 993
44191100	Bread boards, chopping boards and similar boards of bamboo	2 154	7 876	7 090	32 432
44191200	Chopsticks of bamboo	119 425	307 769	111 621	290 961
44191900	Tableware and kitchenware, of bamboo	1 392	4 480	10 260	36 962
44199000	Other tableware and kitchenware, of wood	33 382	74 600	72 362	192 086
44201000	Statuettes and other ornaments, of wood	486	702	6 320	11 330
44209010	Wooden articles of furniture not falling in Chapter 94	423	582	2 621	4 234
44209090	Wood marquetry and inlaid wood, caskets and cases for jewellery or cutlery, and similar articles, of wood	18 968	23 374	95 881	128 526
44211000	Clothes hangers of wood	33 272	50 084	184 247	288 711
44219110	Spools, cops and bobbins, sewing thread reels and the like of bamboo	0	6 856	0	763
44219130	Candy sticks, icecream sticks and icecream spoons of bamboo	1	1	26	26
44219140	Fans and handscreens, frames and handles therefor, and parts thereof of bamboo	1	5	14	115
44219150	Prayer beads of bamboo	211	536	2 410	4 718
44219160	Toothpicks of bamboo	58 047	142 757	56 931	130 573
44219190	Other articles of bamboo other than HS 4421.91.10-60	681 249	2 142 565	648 992	2 058 600
44219910	Spools, cops and bobbins, sewing thread reels and the like of wood other than of bamboo	3 364	12 758	21 299	33 084
44219930	Wooden pegs or pins for footwear other than of bamboo	10 782	11 300	37 817	40 137
44219940	Candy sticks, icecream sticks and icecream spoons other than of bamboo	201 714	401 993	515 118	908 650
44219980	Toothpicks other than of bamboo	5	26 020	5	41 330
44219993	Prayer beads other than of bamboo	0	2	0	251
44219994	Other beads other than of bamboo	0	43	0	3 879
44219995	Sticks for making joss sticks other than of bamboo	18 740	18 848	15 971	16 091
44219999	Other articles of wood, other than of bamboo other than HS 4421.99.10-96	71 746	112 993	257 916	436 684
45011000	Natural cork, raw or simply prepared	100	200	1 411	2 825
45020000	Natural cork,debacked/roughly squared/rectangular blocks, plates, sheets/strip(incl sharpedged blanks for corks/stoppers)	4 661	6 138	32 676	53 082
45031000	Corks and stoppers of natural cork	11 113	52 447	218 341	984 154
45039000	Articles of natural cork other than corks and stoppers	9 780	42 358	66 660	213 948
45041000	Blocks, plates, sheets and strip, tiles of any shape, solid cylinders, including discs of agglomerated cork.	20 009	25 871	40 968	86 898
45049000	Articles of agglomerated cork oth thn blocks,plates,sheets & strip,tiles of any shape, solid cylinders, including discs.	21 896	53 248	178 967	407 593
46012100	Mats, matting and screens of vegetable materials of bamboo	25 200	25 217	41 040	41 173
46012200	Mats, matting and screens of vegetable materials of rattan	0	8	0	137
46012900	Mats, matting and screens of vegetable materials other than bambu and rattan	1	150	37	918
46019290	Other than fans and handscreens, frames and handles therefor, and parts thereof of bamboo	5	15	137	402
46019390	Other than fans and handscreens, frames and handles therefor, and parts thereof of rattan	4	4	49	49
46019410	Plaits and similar products of plaiting materials, whether or not assembled into strips of other vegetable materials	9	21	151	379
46019420	Fans and handscreens, frames and handles therefor, and parts thereof of other vegetable materials	19	24	1	119

https://www.bps.go.id

I.3. IMPOR MENURUT KOMODITI / IMPORT BY HS COMMODITY

***** FEBRUARI / *FEBRUARY 2022* *****

H S	Uraian Komoditi/*Commodity Description*	Berat bersih/*Net weight* (Kg)		Nilai/*Value CIF* (US$)	
		Bulan ini *Current month*	Kumulatif *Cum. Jan. to date*	Bulan ini *Current month*	Kumulatif *Cum. Jan. to date*
46019990	oth thn fans&handscreens,frames%handles therefor,&parts thereof oth thn of bamboo,rattan,and oth vegetable materials	5 482	10 351	108 564	190 178
46021110	Travelling bags and suitcases of bamboo	0	1	0	20
46021190	Other than travelling bag,suitcases and envelope for bottles of bamboo	433	1 271	3 054	7 943
46021210	Travelling bags and suitcases of rattan	1	5	45	72
46021290	Other than travelling bag,suitcases and envelope for bottles of rattan	35	406	1 031	8 089
46021990	Other than travelling bag,suitcases and envelope for bottles exc of rattan and bamboo	1 130	8 634	8 271	12 512
46029020	Envelopes for bottles other than of vegetable materials	0	3	0	60
46029090	Other than travelling bag,suitcases and envelope for bottles exc vegetable materials	151	299	931	1 901
47010000	Mechanical wood pulp.	1 008 570	4 563 240	514 755	2 259 940
47020000	Chemical wood pulp, dissolving grades.	29 325 193	56 602 492	29 245 098	56 491 976
47031100	Chemical wood pulp, soda or sulphate, other than dissolving grades, unbleached from Coniferous	2 947 196	6 996 315	2 428 322	5 720 652
47032100	Chemical wood pulp, soda or sulphate, other than dissolving grades, semibleached or bleached from Coniferous	41 869 421	77 475 217	34 597 197	64 143 258
47032900	Chemical wood pulp, soda or sulphate, other than dissolving grades, semibleached or bleached from Nonconiferous	3 300 370	3 819 114	1 931 164	2 258 038
47042100	Chemical wood pulp, sulphite, other than dissolving grades, semibleached or bleached from Coniferous	7 321 354	11 550 600	6 715 408	10 668 907
47042900	Chemical wood pulp, sulphite, other than dissolving grades, semibleached or bleached from Nonconiferous	2 042	2 042	9 162	9 162
47050000	Wood pulp obtained by a combination of mechanical and chemical	20 232 708	24 547 058	10 606 063	12 897 324
47061000	Cotton linters pulp	909 881	1 374 067	1 613 816	2 696 861
47062000	Pulps of fibres derived from recovered (waste and scrap) paper or paperboard	111 422	172 368	82 423	147 220
47063000	Pulps of fibres derived from bamboo	0	1 200	0	7 400
47069100	Pulps of fibres derived from other fibrous cellulosic material obtained by mechanical processes	10 400	10 600	12 955	15 770
47069200	Pulps of fibres derived from other fibrous cellulosic material obtained by chemical processes	83 919	274 973	370 440	998 724
47069300	Pulps of fibres derived obtained by a combination of mechanical and chemical processes	65 888	65 888	182 340	182 340
47071000	Recovered (waste and scrap) unbleached kraft paper or paperboard or corrugated paper or paperboard	213 520 934	403 225 585	59 503 936	114 350 871
47072000	Recovered (waste and scrap) other paper or paperboard made mainly of bleached chemical pulp, not coloured in the mass	5 233 900	11 248 665	1 664 925	3 661 910
47073000	Paper or paperboard made mainly of mechanical pulp (for example, newspapers, journals and similar printed matter)	26 273 206	54 242 273	7 643 454	15 865 547
47079000	Other recovered (waste and scrap), including unsorted waste and scrap	7 184 130	10 162 453	1 751 421	2 494 952
48010011	Newsprint, weighing not more than 55 g/m2, In rolls, of a width exceeding 28 cm but not exceeding 36 cm	97 454	149 924	36 571	60 183
48010012	Newsprint weighing not more than 55 g/m2, In rolls other than 4801.00.11	577 420	1 215 432	365 105	802 972
48010013	Newsprint in sheets,square/rectangular,one side>28 cm but< 36 cm,& oth side >15 cm in the unfolded state	3	3	34	34
48010014	Newsprint in sheets,square/rectangular,one side > 36 cm,& oth side > 15 cm in the unfolded state	9 397	11 903	40 711	54 689
48010022	Newsprint weighing more than 55 g/m2, In rolls, width >36cm & <28cm	67	67	997	997
48010023	Newsprint in sheets,square/rectangular, one side> 28 cm but< 36 cm, & oth side > 15 cm in the unfolded state	3	3	74	74
48010024	Newsprint in sheets,square/rectangular,one side >36 cm,& oth side> 15 cm in the unfolded state	236	477	1 314	4 512
48021000	Handmade paper and paperboard	553	631	13 607	16 007

https://www.bps.go.id

I.3. IMPOR MENURUT KOMODITI / IMPORT BY HS COMMODITY

***** FEBRUARI / *FEBRUARY 2022* *****

H S	Uraian Komoditi/*Commodity Description*	Berat bersih/*Net weight* (Kg)		Nilai/*Value CIF* (US$)	
		Bulan ini *Current month*	Kumulatif *Cum. Jan. to date*	Bulan ini *Current month*	Kumulatif *Cum. Jan. to date*
48022010	Paper&paperboard in rolls of < 5 cm in width/in rectangular sheets of which no side >36 cm in the unfolded state	5	6 305	230	20 672
48022090	Paper&paperboard oth thn in rolls of < 5 cm width/ rectangular sheets of which no side >36 cm in the unfolded state	205 147	510 888	246 754	665 040
48024090	Wallpaper in rolls of >15 cm width / rectangular (incl square) sheets of which no side> 36 cm in the unfolded state	4 051	21 818	66 946	511 121
48025419	Wallpaper in rolls oth thn of <15 cm width/rectangular sheets no side> 36 cm in the unfolded state, weighing<20g/m2	360	2 006	1 478	9 501
48025429	Wallpaper in rolls other than of not > 15 cm width / rectangular sheets of which no side > 36 cm in the unfolded state	2	154 155	4	150 311
48025440	Of kind used for writing,printing&oth graphic purposes,in rolls not>15cm width/rectangular sheets>36cm in unfolded state	0	1	0	1
48025450	Multi-ply paper and paperboard	0	905	0	2 600
48025490	Carbonishing base paper other than HS code 4802.54.21 - 4802.54.50	472 133	732 860	571 875	923 383
48025520	Fancy paper&paperboard,incl w/ watermarks,granitized felt finish, fibre finish,vellum antique finish/blend of specks	27	27	94	94
48025550	Base paper of a kind used to manufacture release paper	183 706	349 276	561 561	1 062 383
48025569	Oth paper and paperboard of a kind used for writing, printing and other graphic purposes, of a width exceeding 15 cm	32 080	95 765	27 792	83 876
48025570	Oth paper and paperboard of a kind used for writing, printing and other graphic purposes, multi-ply paper	289 353	427 717	325 752	520 500
48025590	Oth paper and paperboard of a kind used for writing, printing and other graphic purposes, other than multi-ply paper	695 681	1 207 793	795 151	1 409 573
48025620	Fancy paper&paperboard incl w/ watermarks,granitized felt finish,fibre finish,vellum antique finish/blend of specks	4 555	7 270	23 229	38 520
48025639	Carbonising base paper, with no side < 36 cm in the unfolded state	28 192	28 192	36 663	36 663
48025690	Oth paper&paperboard of a kind used for writing,printing&oth graphic purposes, oth thn multy-ply paper	51 775	99 279	65 333	111 382
48025790	Oth paper&paperboard used for writing, printing and other graphic purposes, oth thn multi-ply paper	108 335	227 825	109 205	220 896
48025821	Fancy paper&paperboard,rolls width<= 15 cm rectangular sheets w/one side <=36 cm&oth side<=15 cm in the unfolded state	1	1	12	12
48025829	Fancy paper&paperboard,oth rolls width<= 15 cm rectangular sheets w/one side <=36 cm&oth side<=15 cm in unfolded state	4 286	39 188	6 332	46 558
48025839	Fancy paper&paperboard,for writing,printing&oth graphic purposes, oth thn roll<15cm,recta sheets no side>36cm unfolded	43 953	150 082	44 295	146 103
48025891	Oth fancy paper&paperboard used for writing, printing & oth graphic purposes,weighing >150g/m2 but < 225g/m2	1 598	1 598	2 947	2 947
48025899	Oth fancy paper&paperboard used for writing, printing & oth graphic purposes,weighing <150g/m2 but > 225g/m2	32 180	92 988	69 021	165 746
48026159	Other paper and paperboard of a kind used for writing, printing and other graphic purposes, other than of width < 150cm	71 469	143 788	55 058	111 379
48026199	Other paper and paperboard used for writing, printing and other graphic purposes,weighing < 150g/m2 but < 225g/m2	315 095	584 643	246 208	453 334
48026299	Oth fancy paper&paperboard for writing,printing&oth graphic purposes,oth thn weighing >150g/m2 but less thn 225g/m2	1	7	68	218
48026911	Paper oth head 4802.62 used for writing,printing&oth graphic purposes,in rect sheets no side> 36cm in unfolded state	2	60	4	402
48026919	Paper oth head 4802.62 used for writing,printing&oth graphic purposes oth than 4802.69.11	0	389	0	9 840
48026920	Paper oth head 4802.62, multy-ply paper	2 398	6 131	17 917	51 143
48026999	Paper oth head 4802.62,weighing less than 150g/m2 & less than 225g/m3	120 308	125 935	101 383	118 273
48030030	Toilet/facial tissue stock, towel or napkin stock and similar paper of cellulose wadding or of webs of cellulose fibres	648 439	1 487 287	1 177 844	2 796 859
48030090	Toilet/facial tissue stock, towel or napkin stock and similar paper of oth than of cellulose	1 638	23 193	9 869	117 172
48041100	Kraftliner unbleached	992 162	1 687 849	733 611	1 221 985
48041900	Kraftliner other than unbleached	351 090	960 381	358 577	927 876

https://www.bps.go.id

I.3. IMPOR MENURUT KOMODITI / IMPORT BY HS COMMODITY

***** FEBRUARI / *FEBRUARY 2022* *****

H S	Uraian Komoditi/*Commodity Description*	Berat bersih/*Net weight* (Kg)		Nilai/*Value CIF* (US$)	
		Bulan ini *Current month*	Kumulatif *Cum. Jan. to date*	Bulan ini *Current month*	Kumulatif *Cum. Jan. to date*
48042110	Sack kraft paper unbleached of a kind used for making cement bags	3 560 171	9 494 815	3 593 311	9 198 215
48042190	Sack kraft paper unbleached other than of a kind used for making cement bags	2 863 786	5 433 592	2 633 350	4 977 523
48042910	Sack kraft paper other than unbleached of a kind used for making cement bags	153 884	229 086	179 086	260 304
48042990	Sack kraft paper other than unbleached other than of a kind used for making cement bags	66 102	67 332	88 801	91 135
48043110	Other kraft paper and paperboard weighing 150 g/m2 or less unbleached, electrical grade insulating kraft paper	41 754	85 685	513 238	968 855
48043130	Other kraft paper&paperboard,unbleached of wet strength of 40g to 60g,of kind used in the manufac of ply adhesive tape	50 213	328 459	70 571	443 119
48043140	Other kraft paper and paperboard weighing 150 g/m2 or less unbleached, sandpaper base paper	41	48	393	664
48043190	Oth kraft paper&paperboard,unbleached oth wet strength of 40g to 60g,of kind used in the manufac of ply adhesive tape	1 225 967	2 290 510	860 846	1 574 380
48043920	Oth kraft paper&paperboard,bleached,paper and paperboard of a kind used for making food packaging	2 649	48 347	4 547	77 792
48043990	Oth kraft paper&paperboard,bleached oth paper and paperboard of a kind used for making food packaging	827 131	2 204 818	1 282 829	3 558 062
48044110	Other kraft paper&paperboard weighing > 150 g/m2 but < 225 g/m2 unbleached,electrical grade insulating kraft paper	271 330	629 613	367 853	892 902
48044190	Oth kraft paper&paperboard weighing >150 g/m2 but <225 g/m2 unbleached,oth electrical grade insulating kraft paper	1 694 762	3 823 665	1 097 685	2 568 395
48044290	Oth Paper & paperboard of a kind used for making food packaging, bleached uniformly throughout the mass & >95 % by weight	84 373	152 000	95 136	168 046
48044990	Oth paper & paperboard a kind used for making food packaging, unbleached uniformly throughout the mass & >95% by weight	513 917	781 152	412 785	639 288
48045110	Other kraft paper and paperboard weighing 225 g/m2 or more unbleached, electrical grade insulating kraft paper	0	5 011	0	9 971
48045190	Oth kraft paper&paperboard weighing >=225 g/m2,oth wet strength of 40g to 60g,kind used in manufac of ply adhesive tape	452 098	639 108	474 735	679 488
48045290	Oth paper & paperboard a kind used for making food packaging, bleached uniformly throughout the mass & >95% by weight	105 928	105 928	91 429	91 429
48045990	oth Paper&paperboard kind used for making food packaging, unbleached uniformly throughout the mass & >95% by weight	0	17 264	0	38 034
48051100	Semichemical fluting paper	4 611	195 511	3 666	121 301
48051990	Fluting paper other tham semichemical and straw, other than weighing more than 150 g/m2 but less than 225 g/m2	1 579 257	3 808 448	1 104 303	2 569 361
48052400	Testliner (recycled liner board), weighing 150 g/m2 or less	531 622	809 325	361 441	598 504
48052510	Testliner (recycled liner board), Weighing >150 g/m2 and < 225 g/m2	840 904	1 111 638	607 805	798 827
48052590	Testliner (recycled liner board), weighing equal or more than 225 g/m2	354 240	1 124 970	260 272	689 289
48053090	Sulphite wrapping paper, other than coloured paper of a kind used for wrapping wooden match box	50 512	336 599	152 288	468 994
48054000	Filter paper and paperboard	354 300	908 714	1 471 043	3 644 815
48055000	Felt paper and paperboard	1 420	31 857	17 114	92 155
48059110	Paper of a kind used as interleaf material for the packing of flat glass products,w/a resin content by weight <= 0.6 %	737	1 701	6 138	9 228
48059120	Oth uncoated paper&paperboard, in rolls/sheets,weighing 150 g/m2 or less,of a kind used to manufacture joss paper	0	21 607	0	43 214
48059190	Oth uncoated paper&paperboard,in rolls/sheets,weighing 150 g/m2 or less,oth thn of a kind used to manufacture joss paper	2 015 956	3 635 984	1 739 370	3 148 134
48059210	Other uncoated paper and paperboard, in rolls or sheets,weighing >150 g/m2 but<225 g/m2, multiply paper and paperboard	6 501	11 062	25 976	38 966
48059290	Other uncoated paper and paperboard, in rolls or sheets, weighing >150 g/m2 but<225 g/m2, oth multiply paper& paperboard	4 698 715	10 343 919	3 810 549	8 444 428

https://www.bps.go.id

I.3. IMPOR MENURUT KOMODITI / IMPORT BY HS COMMODITY

***** FEBRUARI / *FEBRUARY 2022* *****

H S	Uraian Komoditi/*Commodity Description*	Berat bersih/*Net weight* (Kg)		Nilai/*Value CIF* (US$)	
		Bulan ini *Current month*	Kumulatif *Cum. Jan. to date*	Bulan ini *Current month*	Kumulatif *Cum. Jan. to date*
48059310	Other uncoated paper and paperboard, in rolls or sheets,weighing =>225 g/m2, multiply paper and paperboard	274 123	814 276	305 676	695 075
48059320	Other uncoated paper and paperboard, in rolls or sheets,weighing	0	40 000	0	37 465
48059390	Other uncoated paper and paperboard, in rolls or sheets,weighing =>225 g/m2, other than blotting paper	11 271	73 379	22 849	103 088
48061000	Vegetable parchment	14 060	134 298	42 869	370 580
48062000	Greaseproof papers	413 035	553 755	694 845	963 515
48063000	Tracing papers	11 607	11 701	40 589	41 202
48064000	Glassine and other glazed transparent or translucent papers	586 028	970 963	896 308	1 392 632
48070000	Composite paper&paperboard not surface/coated/impregnated, won internally reinforced,in rolls/sheets	812 707	1 579 179	768 100	1 734 456
48081000	Corrugated paper and paperboard, whether or not perforated	77 990	195 966	123 001	272 885
48084000	Kraft paper, creped or crinkled, whether or not embossed or perforated	1 315	14 364	3 075	40 287
48089030	Paper and paperboard, embossed paper	8	64	153	1 297
48089090	Paper and paperboard, other than HS code 4808.90.20 - 4808.90.30	1 889	35 897	16 086	83 338
48092000	Selfcopy paper	0	11 538	0	26 950
48099010	Carbon paper and similar copying papers	240 305	367 766	425 150	677 352
48099090	Other than carbon paper and similar copying papers	845 291	1 673 592	1 250 031	2 429 677
48101310	Paper and paperboard,printed of a kind used for self-recording apparatus, of a width of 150 mm or less,in rolls	26 238	26 484	45 836	46 328
48101391	Paper and paperboard, of a width of 150 mm or less, in rolls	131 752	235 488	212 262	389 195
48101399	Paper and paperboard, other than of a width of 150 mm or less, in rolls	2 997 581	6 380 965	3 161 850	6 678 846
48101411	Printed,of a kind used for self-recording apparatus,no side > 360 mm,electroen cephalograph and fetal monitoring papers	0	158	0	7 086
48101419	Printed,of a kind used for self-recording apparatus,no side > 360 mm,oth electroen cephalograph&fetal monitoring papers	35 166	59 763	38 798	65 947
48101491	Oth printed,of a kind used for self-recording apparatus, of which no side>360 mm,	0	16 724	0	39 327
48101499	Oth printed,of a kind used for self-recording apparatus, other than of which no side>360 mm,	18 873	42 281	44 902	112 329
48101910	Printed, of a kind used for self-recording apparatus, of which no side exceeds 360 mm in the unfolded state	116 967	196 314	124 225	191 669
48101999	Printed,of a kind used for self-recording apparatus, other than of which no side>360 mm	8 286 911	13 275 536	7 243 923	11 180 343
48102291	Other printed in rolls of a width of 150 mm or less, or in sheets of which no side exceeds 360 mm in the unfolded state	9	13	88	132
48102299	Other printed oth thn in rolls of a width of 150 mm or less,sheets of which no side exceeds 360 mm in the unfolded state	318 577	622 902	463 991	870 313
48102910	Printed,of used for self-recording apparatus,in rolls width <= 150 m,in sheets no side > 360 mm in the unfolded state	551 292	656 517	531 211	642 955
48102991	Other printed, in rolls width <= 150 mm,in sheets no side > 360 mm in the unfolded state	16 881	16 881	33 012	33 012
48102999	Other printed,oth thn in rolls width <= 150 mm,in sheets no side >	1 559 629	2 755 015	1 447 355	2 465 082
48103190	Kraft paper&paperboard,bleached oth in rolls < 150 mm width/ sheets no side > 360 mm unfolded state weighing<=150g/m 2	0	1 793	0	10 059
48103290	Kraft paper and paperboard,bleached oth in rolls<150 mm width/ sheets no side > 360 mm unfolded state weighing>150g/m2	2 417 758	4 690 987	2 281 643	4 608 780
48103930	Kraftpaper&papboard,Except for writing,print/othGraphPurposes,notBleached,Inrolls,	4 420	7 252	14 578	24 680
48103990	Kraft paper&papboard,Except forWriting,print/oth graph Purpose, notBleached, InRolls, width>150mm/sheets Side>360 mm unfolded	510 335	1 094 295	260 819	746 044
48109240	Other paper and paperboard,Multi-ply,In rolls of ?150 mm in width or sheets of which side ?360 mm in the unfolded state	415 703	613 008	517 875	798 552
48109290	Other paper & paperboard, Multi-ply, In rolls of > 150 mm in width or sheets of which side >360 mm in the unfolded state	4 838 773	10 914 845	3 974 173	9 411 491
48109940	Other paper&paperboard, except multi-ply, In rolls of?150mm in width or sheets of which side?360mm in the unfolded state	6 554	12 614	21 982	41 884

https://www.bps.go.id

I.3. IMPOR MENURUT KOMODITI / IMPORT BY HS COMMODITY

***** FEBRUARI / *FEBRUARY 2022* *****

H S	Uraian Komoditi/*Commodity Description*	Berat bersih/*Net weight* (Kg)		Nilai/*Value CIF* (US$)	
		Bulan ini *Current month*	Kumulatif *Cum. Jan. to date*	Bulan ini *Current month*	Kumulatif *Cum. Jan. to date*
48109990	Other paper&paperboard, except multi-ply,In rolls of >150mm in width or sheets of which side>360mm in the unfolded state	355 220	1 286 054	453 931	1 329 148
48111020	Tarred,bituminised/asphalted pap&papboard,in rolls,width?15cm inRectangular(incl square)sheets of whichside?36cmunfolded	7	22	63	201
48111090	Tarred,bituminised/asphalted pap&papboard,except inRols, width?15cm/except inRetangular(inclSquare)sheetSide?36cm unfolded	64 766	87 613	234 445	382 292
48114120	Gummed/adhesive pap&papboard,self-adhesive, in rolls, width ?15cm/ in rectangular(inclSquare) sheets side ?36cm unfolded	38 446	116 915	86 008	260 741
48114190	Gummed/adhesivePap&papboard,selfadhesive, except rolls, width?15cm/exceptRectangular(inclSquare)sheetsSide?36cm,unfolded	1 971 877	4 728 053	4 671 057	10 715 506
48114920	Gummed/adhesive pap&papboard,except self-adhesive,in rolls,width?15cm/inRectangular(inclSquare)sheets side?36cm,unfolded	26 854	47 566	103 373	219 564
48114990	Gummed/adhesive pap&papboard,excself-adhesive,exceptInRolls,width?15cm/exc in	189 808	552 035	744 095	1 890 301
48115131	Paper and paperboard coated, bleached,weighing>150 g/m2, in rolls of not more than 15 cm,floor coverings	0	3 242	0	11 716
48115139	Paper and paperboard coated, bleached,weighing>150 g/m2, in rolls of not more than 15 cm,oth thn floor coverings	528 895	576 414	650 913	703 126
48115199	Paper&paperboard coated, bleached,weighing>150 g/m2,except in rolls of not more than 15 cm,oth floor coverings	235 548	385 289	704 876	1 117 768
48115920	Paper&paperboard covered on both faces w/trans films of plastics&w/a lining aluminium foil, pack of liquid food products	3 366 007	8 296 351	10 947 653	27 197 841
48115949	Paper&paperboard in rolls< 15 cm in width/rectangular sheets no side >36 cm in the unfolded state, oth floor covering	214 961	482 287	743 204	1 615 372
48115999	Paper&paperboard oth in rolls< 15 cm in width/rectangular sheets	747 918	2 188 692	1 360 634	4 668 375
48116020	Pap&papboard,cted,soak/covWithWax,parfinWax,starin,oil/glcerol,inRolswidth?15cm/inRectan(inclSquar)shetSide?36cmUnfolded	243	7 810	2 956	24 142
48116099	Paper&paperboard,oth in rolls < 15 cm in width/rectangular sheets side >36 cm in the unfolded state,oth floor coverings	186 350	317 825	342 371	582 139
48119041	Paper&paperboard, in rolls< 15 cm width/rectangular sheets no side > 36 cm the unfolded state,floor covering	2 969	5 166	15 095	25 100
48119049	Paper&paperboard, in rolls< 15 cm width/rectangular sheets no side > 36 cm the unfolded state,oth floor covering	887	51 599	10 187	152 969
48119091	Othpap,papboard,celuloseWading&webCelulosefibre,inRols,width?15cm/inRectan(inclSqre)shet side?36cm,unfolded,florcovering	0	7 400	0	17 413
48119099	Other than floor covering and maebled paper oth in rolls<15cm of which no side >36 cm	995 837	2 510 059	2 450 740	5 965 492
48120000	Filter blocks, slabs and plates, of paper pulp.	5	661	910	7 251
48131000	Cigarette paper, in the form of booklets or tubes.	8 450	8 631	30 593	34 528
48132000	Cigarette paper, in rolls of a width not exceeding 5 cm	563 212	1 506 492	1 945 209	5 826 243
48139010	Cigarette paper, in rolls of a width exceeding 5 cm, coated	313 779	575 894	1 307 883	2 619 542
48139090	Cigarette paper, in rolls of a width exceeding 5 cm, not coated	509 013	1 258 717	1 743 737	4 281 400
48142010	Wallpaper&similar wall covering,consist of paper coated/covered,on the face	82 736	235 488	255 715	404 200
48142090	Wallpaper&similar wall covering,consist of paper coated/covered, on the face side, grained, embossed, coloured, width>60cm	249 336	626 510	726 091	1 717 040
48149000	Window transparencies of paper.	40 439	106 998	106 349	348 689
48162010	Selfcopy paper, in rolls of a width exceeding 15 cm but not exceeding 36 cm	0	52	0	2 345
48162090	Selfcopy paper, in rolls except of a width exceeding 15 cm but exceeding 36 cm	48	3 114	412	37 997
48169010	Carbon paper	46 810	70 418	97 830	140 320
48169020	Other copying paper	0	147	0	5 068
48169030	Offset plates	37	77	675	1 343
48169040	Heat transfer paper	70 777	185 839	176 641	488 647
48169050	except self copy paper,carbon paper,other copying, offset plates,&heat transfer papers,inrolls of a width>15cmbut ?36cm	247	3 306	6 662	109 834

https://www.bps.go.id

I.3. IMPOR MENURUT KOMODITI / IMPORT BY HS COMMODITY

***** FEBRUARI / *FEBRUARY 2022* *****

H S	Uraian Komoditi/*Commodity Description*	Berat bersih/*Net weight* (Kg)		Nilai/*Value CIF* (US$)	
		Bulan ini *Current month*	Kumulatif *Cum. Jan. to date*	Bulan ini *Current month*	Kumulatif *Cum. Jan. to date*
48169090	except self copypaper, carbonPaper, otherCopy, offset plate,& heatPat transferpaper,inrolls except of width>15cmbut?36cm	37 524	55 680	63 587	136 508
48171000	Envelopes	6 063	15 745	23 030	79 994
48172000	Letter cards, plain postcards and correspondence cards	54	153	1 372	2 421
48173000	Boxes, pouches, wallets and writing compendiums, of paper or paperboard, containing an assortment of paper stationery	5	564	251	6 192
48181000	Toilet paper	26	104	86	1 730
48182000	Handkerchiefs, cleansing or facial tissues and towels	113 462	174 748	319 500	489 677
48183010	Tablecloths	14	33	249	431
48183020	Serviettes	429	1 711	1 579	6 415
48185000	Articles of apparel and clothing accessories	203	333	4 703	7 826
48189000	Cellulose wadding or webs of cellulose fibres, oth thn hs code 4818.10.00 - 4818.50.00	205 815	733 735	356 909	1 521 457
48191000	Cartons, boxes and cases, of corrugated paper or paperboard	2 704 932	7 274 351	6 374 500	17 255 455
48192000	Folding cartons, boxes and cases, of noncorrugated paper or paperboard	2 578 504	6 089 207	9 849 220	21 447 238
48193000	Sacks and bags, having a base of a width of 40 cm or more	855 496	2 580 016	1 641 122	4 930 485
48194000	Other sacks and bags, including cones	612 229	1 361 325	1 605 302	3 516 025
48195000	Other packing containers, including record sleeves	1 490 053	2 838 599	6 681 350	12 471 253
48196000	Box files, letter trays, storage boxes and similar articles, of a kind used in offices, shops or the like	45 359	81 989	119 942	232 732
48201000	Registers, account books, note books, order books, receipt books, letter pads, memorandum pads, diaries&similar articles	180 713	464 952	761 084	1 704 132
48202000	Exercise books	2 226	19 473	5 766	63 122
48203000	Binders (other than book covers), folders and file covers	622	17 989	5 918	42 699
48204000	Manifold business forms and interleaved carbon sets	0	637	0	1 240
48205000	Albums for samples or for collections	3 027	13 007	16 464	54 739
48209000	Registers, account books, note books, order books,etc, other than HS code 4820.10.00-4820.50.00	38 826	117 456	158 793	355 742
48211010	Label for jewellery, incl objects of personal adornment /porsonal use in the pocket, in handbag / on the person, printed	50 786	147 431	903 282	2 416 127
48211090	Labels excfor jewellery, incl obj of personal adornment /porsonal use in the pocket,in the handbag/on the person,printed	496 961	1 696 460	5 850 255	18 823 980
48219010	Paper or paperboard labels of all kinds, not printed.	4 035	10 524	59 355	262 393
48219090	Labels for jewellery,incl objects of personal adornment /porsonal use in the pocket,in handbag/on the person,not printed	433 520	1 164 669	1 615 984	4 675 697
48221010	Bobbins,spools,cops&similar supportsPaper pulp, pap/papboard (perforated/hardened/not),type for winding textile yarn,Cone	36	37	39	40
48221090	Bobbins,spools,cops&similarSuportofPaperpulp,paper/paperboard(perforated/hardened/not),forWinding textileYarn,exceptCone	45 683	73 775	57 383	82 479
48229010	Bobbins,spools,cops&similarSuport ofPaper pulp, paper/paperboard (perforated/hardened/not), excfor winding Textile Yarn, Cone	17 293	44 321	25 700	184 873
48229090	Bobins,spools,cops&similarSuportofpaperpulp, paper/paperboard(perforated/hardened/not),excfor windingTextileYarn,excCone	299 801	566 871	290 971	547 969
48232010	Filter paper and paperboard, In strips, rolls or sheets	211 210	487 052	1 283 272	2 735 957
48232090	Filter paper and paperboard, except in strips, rolls or sheets	57 301	184 822	279 427	603 892
48234021	Rolls, sheets and dials, printed for selfrecording apparatus, for electromedical apparatus, cardiograph recording paper	12 028	12 784	19 973	23 788
48234029	Rolls, sheets&dials, printed for selfrecording apparatus,for electromedical apparatus,except cardiograph recording paper	2	4	5	8
48234090	Rolls, sheets and dials, printed for selfrecording apparatus, not for electromedical apparatus	30 282	84 515	43 246	153 609
48236900	Trays, dishes, plates, cups and the like, of paper or paperboard,	156 366	387 468	529 590	1 384 516
48237000	Moulded or pressed articles of paper pulp	66 104	221 037	126 068	424 806
48239010	Cocooning frames for silkworms	383	445	23 198	24 958
48239020	DisplayCardforJewellery,inclObj ofPersonal adornment Articles of personal useNormally caried inthepocket,inhandbag/onperson	662	10 781	8 568	33 598
48239030	Diecut polyethylene coated paperboard of a kind used for the manufacture of paper cups	104 898	108 788	180 210	198 815

https://www.bps.go.id

I.3. IMPOR MENURUT KOMODITI / IMPORT BY HS COMMODITY

***** FEBRUARI / *FEBRUARY 2022* *****

H S	Uraian Komoditi/*Commodity Description*	Berat bersih/*Net weight* (Kg)		Nilai/*Value CIF* (US$)	
		Bulan ini *Current month*	Kumulatif *Cum. Jan. to date*	Bulan ini *Current month*	Kumulatif *Cum. Jan. to date*
48239040	Paper tube sets of a kind used for the manufacture of fireworks	0	2	0	67
48239059	Kraft paper, in rolls of a width of 209 mm, of a kind used as wrapper for dynamite sticks, Weighing more than150 g/m2	23 250	43 738	53 506	160 041
48239060	Punched jacquard cards	0	66	0	516
48239070	Fans and handscreens	19 748	60 698	30 796	92 372
48239091	Silicone paper	1 007	5 452	12 649	41 169
48239092	Joss paper	69 868	353 274	146 282	536 834
48239094	Cellulose wadding and webs of cellulose fibers, coloured or marbled throughout the mass	4 300	4 683	55 535	62 418
48239095	Floor coverings	562	1 062	1 457	2 566
48239096	Other Kraft paper, cut to shape other than rectangular or square	813	12 389	14 996	38 118
48239099	Other Kraft paper, except cut to shape other than rectangular or square	363 967	759 900	1 119 487	2 473 354
49011000	Printed books, brochures, leaflets and similar printed matter, in single sheets, whether or not folded	45 170	114 694	324 961	631 910
49019100	Dictionaries and encyclopaedias, and serial instalments thereof	30	143	1 576	3 439
49019910	Educational, technical, scientific, historical or cultural books	44 584	289 706	413 118	2 006 932
49019990	Printed books Other than educational, technical, scientific,	220 368	408 340	1 699 559	3 395 583
49021000	Newspapers, journals&periodicals, illustrated &containing advertising material/not, Appearing at least four times a week	237	493	1 538	3 670
49029010	Educational, technical, scientific, historical or cultural journals and periodicals	91	360	1 690	6 023
49029090	Other than educational, technical, scientific, historical or cultural journals and periodicals	122 535	664 862	71 053	228 345
49030000	Childrenís picture, drawing or colouring books.	78 181	163 293	504 866	996 476
49040000	Music, printed or in manuscript, whether or not bound or illustrated.	361	2 583	3 639	118 558
49051000	Globes, printed	52	13 364	877	3 653
49059100	Maps&hydrographic/similar charts of all kinds,including atlases,wall maps&topographical plans,printed,In book form	24 999	25 025	5 458	5 488
49059900	Maps&hydrographic /similar charts of all kinds,including atlases,wall maps&topographical plans,printed,not in book form	573	896	7 771	23 909
49060000	Plans&drawingsforArchitectural,engineering,industri,trading,topographic,handwriting,photographReproduction&carbonCopies.	3 481	9 044	53 947	145 101
49070010	Banknotes, being legal tender	5	5	868	868
49070021	Unused postage stamps	0	3	0	266
49070029	Revenue	2 351	5 508	305 604	581 668
49070040	Stock, share or bond certificates and similar documents of title, cheque forms	145	351	770	7 038
49070090	stamp,stamp/postage,stampPaper,banknotes,chequeForm,stock,bond certificates&similarDocument, except HS 49070010-49070040	826	3 060	15 125	125 615
49081000	Transfers (decalcomanias), vitrifiable	21 307	64 326	733 212	1 992 944
49089000	Transfers (decalcomanias), not vitrifiable	61 376	209 429	2 078 170	5 641 989
49090000	Printed/illustratedPostcard,printCardsBearing,message/announcements,whit/notIlustrated,with/without envelopes/trimmings.	4 424	13 311	19 341	58 910
49100000	Calendars of any kind, printed, including calendar blocks.	1 615	19 430	7 554	56 590
49111010	Catalogues listing only educational, technical, scientific, historical or cultural books and publications	96 588	132 870	203 003	338 347
49111090	advertisiMaterial,comercialCatalog,apartCatalogues listing onlyeduca,technic,scient,histori/cultural books&publications	130 080	269 278	902 634	1 897 905
49119110	Designs	6 222	15 223	77 414	212 390
49119121	Pictures and photographs, of a kind to be mounted for instructional purposes, Anatomical and botanical	18	21	589	655
49119129	Pictures and photographs, of a kind to be mounted for instructional purposes, oher than Anatomical and botanical	1 415	2 799	17 241	39 369
49119131	Pictures and photographs, except of a kind to be mounted for instructional purposes, Anatomical and botanical	0	9	0	90
49119139	Pictures and photographs, except of a kind to be mounted for instructional purposes, oher than Anatomical and botanical	3 018	7 293	35 960	84 401

https://www.bps.go.id

I.3. IMPOR MENURUT KOMODITI / IMPORT BY HS COMMODITY

***** FEBRUARI / *FEBRUARY 2022* *****

H S	Uraian Komoditi/*Commodity Description*	Berat bersih/*Net weight* (Kg)		Nilai/*Value CIF* (US$)	
		Bulan ini *Current month*	Kumulatif *Cum. Jan. to date*	Bulan ini *Current month*	Kumulatif *Cum. Jan. to date*
49119910	OthPrintItem,apartTradeAdvertMaterial,comercilCatalog,notPic,design&photogrph,PrintCardsForJeweleryInPocket,handbag,Body	1 084	1 564	57 490	58 782
49119920	OthPrint item,apart trade advert.Mterial,commercial catalog&the like,espPic,designs&photographs,Print label for explosiv	118	181	612	943
49119930	Oth.PrintItem,aparttradAdvert.Material,comercialCatalog,notPic,design&photogrph,Educ,technic,scient,histori,cultuarcards	21	2 277	68	187 523
49119990	Other print matter,apart advertsimaterial,commercial cataloguess, esc Pictures,design&photographs,esc HS 49119910-49119930	966 720	1 582 703	6 514 061	12 402 254
50040000	Silk yarn (other than yarn spun from silk waste) not put up for retail sale.	91	2 999	635	25 371
50060000	Silk yarn and yarn spun from silk waste, put up for retail sale, silkworm gut.	7 520	15 178	17 019	33 726
50071030	Woven fabrics of noil silk, Printed by the traditional batik process	1	3	3	11
50071090	Woven fabrics of noil silk, except HS 50071020-50071030	5	16	4	52
50072020	Other woven fabrics, containing 85% /more by weight of silk /of silk waste other than noil silk, Unbleached or bleached	144	220	10 024	15 458
50072090	Other woven fabrics, containing 85%/more by weight or of silk waste other than noil silk, except HS 50072030-50072090	2 061	4 933	48 080	95 158
50079020	Woven other fabrics,not containing 85%/more by weight/of silk waste other than noil silk, Unbleached or bleached	931	931	20 375	20 375
50079090	Other woven fabrics,not containing 85%/more by weight of silk/of silk waste other noil silk,except HS 50079020-50079030	302	314	2 328	4 169
51011900	Wool, not carded or combed, Greasy, including fleecewashed wool, other than Shorn wool	1	6	1	2
51012900	Wool, not carded or combed, Degreased, not carbonised, other than Shorn wool	1 143	1 144	10 223	10 236
51021100	Fine animal hair, not carded or combed, of Kashmir (cashmere) goats	0	55	0	369
51052900	Wool tops and other combed wool, except Combed wool in fragments	60 653	70 621	613 410	743 500
51053100	Fine animal hair, carded or combed, Of Kashmir (cashmere) goats	0	64	0	12 548
51061000	Yarn of carded wool, not put up for retail sale, Containing 85 % or more by weight of wool	5 012	5 619	69 583	88 906
51062000	Yarn of carded wool, not put up for retail sale, Containing less than 85 % by weight of wool	374	21 953	2 863	160 037
51071000	Yarn of combed wool, not put up for retail sale, Containing 85 % or more by weight of wool	520	3 794	8 624	47 713
51072000	Yarn of combed wool, not put up for retail sale, Containing less than 85 % by weight of wool	2 057	27 248	24 268	151 571
51091000	Yarn of wool /of fine animal hair, put up for retail sale, Containing 85 % /more by weight of wool / of fine animal hair	232	497	956	1 418
51099000	Yarn of wool/fine animal hair,put up for retail sale,except Containing 85 % /more by weight of wool/of fine animal hair	3 364	5 600	1 352	5 451
51111100	Woven fabrics wool/comb fine animal hair,Contain?85%/fine animal hairm, Of a weight ?300 g/m2	5 609	9 766	119 011	269 651
51111900	Woven fabrics wool/carded fine animal hair, Containing 85%or of fine animal hairm, Of a weight >300 g/m2	13	13	157	157
51112000	Woven fabrics wool / comb fine animal hair, not contain>85%/ fine animal hair,oth mixmainly/solely with manmade filament	0	2	0	10
51113000	Woven fabrics wool/fine animal hair,not contain ?85%&fine animal hair,oth mixMainly/solely with manmade staple fibre	1 287	2 105	18 328	41 987
51119000	Woven fabrics of carded wool or of carded fine animal hair, except	1 914	2 803	37 342	60 856
51121100	WovFabrics wool/comb fine animalhair,Containing 85 % or more by weight or of fine animal hair, Of a weight ?200 g/m2	14 700	35 981	860 473	1 912 770
51121990	WovFabrics wool/combed fine animal hair,Contain ?85%&fine animalhair, weight>200g/m2,notprint traditional batik proces	73 881	135 116	2 789 994	4 954 765
51122000	WovFbrics wool/combed fine animal hair,not conta 85%/more & fine animal hair, mixMainly/solely with manmade filaments	3 547	38 451	157 330	1 600 511
51123000	WovFabrics wool/ combed fine animal hair,not contain ?85% & fine animal hair,mixmainly/solely with manmade staple fibre	11 552	29 827	305 826	835 062

https://www.bps.go.id

I.3. IMPOR MENURUT KOMODITI / IMPORT BY HS COMMODITY

***** FEBRUARI / *FEBRUARY 2022* *****

H S	Uraian Komoditi/*Commodity Description*	Berat bersih/*Net weight* (Kg)		Nilai/*Value CIF* (US$)	
		Bulan ini *Current month*	Kumulatif *Cum. Jan. to date*	Bulan ini *Current month*	Kumulatif *Cum. Jan. to date*
51129000	Woven fabrics of combed wool or of combed fine animal hair, except HS 511211 - 511230	13 861	66 303	515 268	2 547 353
52010000	Cotton, not carded or combed	53 995 316	105 599 524	113 492 504	235 997 194
52021000	Yarn waste (including thread waste)	91 670	178 898	55 066	190 615
52029900	Cotton waste, except garnetted stock	236 232	394 511	263 760	425 110
52030000	Cotton, carded or combed	53 059	120 261	464 618	723 027
52041110	Cotton sewing thread, Not put up for retail sale, Containing 85 % or more by weight of cotton, Unbleached	2 519	5 253	14 556	27 271
52041190	Cotton sewing thread, Not put up for retail sale, Containing 85 % or more by weight of cotton, bleached	1 869	10 456	18 026	90 489
52041900	Cotton sewing thread, Not put up for retail sale, not containing 85 % or more by weight of cotton	26 794	43 957	212 242	425 833
52042000	Cotton sewing thread, put up for retail sale	1 588	6 956	2 011	16 199
52051100	Single yarn, of uncombed fibres,contain?85%,not for retail sale,size ?714.29 decitex (?14 metric number)	161 927	546 689	922 694	2 364 837
52051200	Single yarn,uncombed fibre,contain?85%,not for retail sale,size<714.29 but ?232.56 decitex(>14but?43metric number)	214 367	721 481	750 300	2 272 787
52051400	Single yarn,uncombed fibres,contain?85 %,not for retail sale,size<192.31 but ?125 decitex(>52but?80 metric number)	0	15 448	0	86 222
52052100	CotYarn(not sewingThread), contain?85%, notfor retSale, Sing Yarn, combFibres,size 714.29dtex or more (?14 metric number)	38 781	83 349	194 154	463 785
52052200	CotYarn(notSewingThread),contain?85%,notfor retSale, Singl Yarn, combFibres,size<714.29but?232.56dtex(>14but ?43metricNumb)	223 658	506 939	1 145 261	2 628 514
52052300	CotYarn(not sewingThread),contain?85%,notfor retSale,SinglYarn,combFibre,size<232.56but?192.31dtex(>43but?52 metricNumb)	285 762	1 188 674	1 636 150	6 213 736
52052400	Single yarn, of combed fibres measuring 125<decitex <192,31 (52<metric number<80), cotton > 85%	115 881	322 780	625 362	1 995 032
52052600	Single yarn, of combed fibres measuring 106,38<decitex< 125 (80<metric number<94) , cotton > 85%	0	13 696	0	129 973
52052700	Single yarn, of combed fibres measuring 83,33<decitex<106,38 (94<metric number<120) , cotton > 85%	10	28 134	109	262 498
52053200	Multiple/cabled yarn, of uncombed fibres measuring 232.56<decitex<714.29 (14<metric number<43per single yarn),cotton>85%	29 165	43 370	185 336	274 339
52054200	Multiple or cabled yarn, of combed measuring 232.56<decitex<714.29 (14 < metric yarn < 43 per single yarn), cotton >85%	14 971	79 521	110 631	527 195
52054300	Multiple / cabled yarn, of combed measuring	0	5 448	0	38 193
52054400	Multiple or cabled yarn, of combed measuring 125<decitex< 192.31 (52 < metric number < 80 per single yarn), cotton >85%	0	8 100	0	130 182
52054600	Multiple / cabled yarn, of combed measuring 106,38<decitex< 125 (80 < metric number < 94 per single yarn), cotton >85%	0	2 220	0	23 090
52054700	Multiple/cabled yarn,of combed measuring 83,33<decitex< 106,38 (94 < metric number < 120 per single yarn),cotton >85%	7 031	29 889	81 628	187 323
52054800	Multiple or cabled yarn, of combed measuring < 83.33 decitex (metric number > 120 per single yarn), cotton > 85%	36 183	125 898	402 171	1 310 409
52061100	Single yarn of uncombed fibres, measuring >714,29 or decitex (metric number < 14), cotton < 85%	252 455	625 919	767 423	2 746 484
52061200	Single yarn of uncombed fibres, measuring 232,56 < decitex < 714,29 (14<metric number<43), cotton < 85%	39 162	189 254	85 251	374 829
52061300	Single yarn of uncombed fibres, measuring 191,31 < decitex < 232,56 (43<metric number<52), cotton < 85%	108 260	162 832	356 458	601 429
52062100	Single yarn, of combed fibres, measuring >714.29 desitex (14>metric number), cotton<85%	28 475	100 975	77 696	410 943
52062200	Single yarn, of combed fibres, measuring 232.56<decitex<714.29 (14<metric number<43) , cotton<85%	12 715	18 582	73 286	110 511
52062300	Single yarn, of combed fibres, measuring 192.31< decitex <232.56 (43<metric number<52), cotton<85%	745 624	2 189 326	3 229 610	9 297 462

https://www.bps.go.id

I.3. IMPOR MENURUT KOMODITI / IMPORT BY HS COMMODITY

***** FEBRUARI / *FEBRUARY 2022* *****

H S	Uraian Komoditi/*Commodity Description*	Berat bersih/*Net weight* (Kg)		Nilai/*Value CIF* (US$)	
		Bulan ini *Current month*	Kumulatif *Cum. Jan. to date*	Bulan ini *Current month*	Kumulatif *Cum. Jan. to date*
52062400	Single yarn, of combed fibres, measuring 125<decitex< 192.31 (52<metric number<80),cotton<85%	97 967	246 991	448 804	1 201 227
52063100	Multiple yarn, of uncombed measuring > 714.29 decitex (metric number > 14 per single yarn), cotton<85%	0	35	0	1 031
52063200	Multiple yarn,of uncombed measuring 232.56<decitex< 714.29 (14<metric number<43 per single yarn), cotton<85%	95 018	360 983	641 431	2 481 930
52063300	Multiple yarn,of uncombed measuring 192.31<decitex<232.56 (43<metric number<52 per single yarn), cotton<85%	2	4	10	12
52064200	Multiple yarn, of combed fibres measuring 232,56 <decitex< 714.29 14<number metric<43 per single yarn, cotton<85%	20 516	188 128	138 716	1 280 454
52064300	Multiple yarn, of combed fibres measuring 191.31 <decitex< 232.56 (43<number metric<52 per single yarn), cotton<85%	3 221	3 321	15 008	15 563
52071000	Cotton yarn (oth sewing thread) retail sale,containing >=85% cotton by weight	522	8 740	6 807	58 271
52079000	Cotton yarn (oth sewing thread) retail sale, containing< 85% cotton by weight	58 743	124 934	749 817	1 762 901
52081100	Woven fabrics of cotton, unbleached plain weave weighing <= 100 g/m, >=85% cotton	55 505	101 989	718 506	1 426 502
52081200	Woven fabrics of cotton, unbleached plain weave	114 642	176 368	686 454	1 226 068
52081300	Woven fabrics of cotton, unbleached ,3 or 4 thread twill including cross twill, <200g/m, >=85%of cotton	2 249	3 596	22 788	39 214
52081900	Woven oth fabrics of cotton, unbbleach, <200g/m, >=85% of cotton	269 560	815 469	3 519 671	10 188 216
52082100	Woven fabrics of cotton, bleached, plein weeve, weighing<100g/m, >=85% of cotton	6 660	25 537	82 642	335 073
52082200	Woven fabrics of cotton, bleached, plein weave, 100<weigh<200 g/m, >=85% cotton	63 383	176 911	652 218	2 130 184
52082300	Woven fabrics of cotton, bleached, 3/4 thread twill including cross twill, weighing<200g/m,>=85%of cotton	13 083	50 060	253 143	725 052
52082900	Woven other fabrics of cotton, bleached, <200g/m,>=85% of cotton	220 800	412 197	1 938 307	4 326 710
52083110	Woven fabrics of cotton, dyed, plain weave, voille, weight <100 g/m,>= 85% of cotton	78	3 883	6 822	117 429
52083190	Woven fabrics of cotton, dyed, plain weave, other than voille, weight <100 g/m,>= 85% of cotton	23 849	100 551	336 461	1 081 381
52083200	Woven fabrics of cotton, dyed, plain weave, weight >100 g/m,>=85% of cotton	108 754	362 584	1 617 619	5 681 528
52083300	Woven fabrics,of cotton, dyed, 3/4 thread twill, including cross twill, >=85% of cotton	1 806 310	3 641 976	5 406 109	11 454 905
52083900	Woven other fabrics of cotton, dyed, , >=85% of cotton	194 827	508 392	2 009 292	4 774 617
52084110	String Woven fabrics, cont>=85% of cotton , of diff colour yarn, plain weave weight < 100 g/m	0	348	0	6 125
52084190	other string Woven fabrics, cont>=85% of cotton , of diff colour yarn, plain weave weight < 100 g/m	72 931	166 820	1 392 148	3 227 564
52084210	String Woven fabrics, cont >=85%, cotton of diff colour yarn, plain weave weight > 100 g/m	0	6 332	0	73 934
52084290	Other string Woven fabrics, cont >=85%, cotton of diff colour yarn, plain weave weight > 100 g/m	390 284	573 087	3 718 212	6 669 004
52084300	Of yarns of different colours, 3thread or 4thread twill, including cross twill	242 120	466 827	3 443 250	6 712 235
52084900	Other fabrics of yarns of different colours	28 799	66 631	563 476	1 186 973
52085110	Plain weave, weinghing <=100g/m2 printed by the traditional batik process	940	3 405	15 163	68 348
52085190	Plain weave,weinghing <=100g/m3, not printed by the traditional batik process	3 335	24 724	74 059	610 092
52085210	Plain weave, weinghing >100g/m2 printed by the traditional batik process	566	2 592	10 662	62 212
52085290	Plain weave, weighing >100g/m3, printed by the not traditional batik proces	37 901	161 482	611 178	2 614 938
52085920	Other fabrics,printed not traditional batik process, 3-thread/4-thread twill,including cross twill<200g/m,>=85% ofcotton	62 535	189 770	179 395	534 238

https://www.bps.go.id

I.3. IMPOR MENURUT KOMODITI / IMPORT BY HS COMMODITY

***** FEBRUARI / *FEBRUARY 2022* *****

H S	Uraian Komoditi/*Commodity Description*	Berat bersih/*Net weight* (Kg)		Nilai/*Value CIF* (US$)	
		Bulan ini *Current month*	Kumulatif *Cum. Jan. to date*	Bulan ini *Current month*	Kumulatif *Cum. Jan. to date*
52085990	Other fabrics, printed not traditional batik process&3/4 thread twill inck cross twill<200 g/m, >=85% cotton, ohter	70 873	222 072	654 985	1 123 769
52091110	Plain weave, unbleached cont.>=85% of cotton, weight >200 g/m2, duck and canvas	1 872	6 484	26 427	76 562
52091190	Plain weave,unbleached cont.>=85% of cotton, weight >200 g/m2, others duck & canvas	43 958	110 889	344 366	1 115 428
52091200	Plain weave, unbleached, 3-thread/4-thread twill includiing cross twill, >=85% of cotton, weight > 200g/m2	27 193	139 774	215 287	1 044 647
52091900	Other fabrics unbleached,>=85% cotton ,weighing > 200 g/m2	245 397	467 287	3 264 114	5 927 784
52092100	Woven fabric bleached, Plain weave >=85% cotton, weighing > 200 g/m2	3 641	13 420	31 560	124 957
52092200	Woven fabric bleached, Plain weave, 3/4-thread twill including cross twill, >=85% weighing>200g/m	1 287	42 466	14 106	309 366
52092900	Woven fabric bleached, other fabrics >=85% cotton, weighing > 200 g/m2	6 857	13 263	127 610	253 763
52093100	Woven fabrics dyed, plain weave,cont.85% of cotton, weight > 200 g/m2	517 563	1 086 304	2 384 561	5 010 511
52093200	Woven fabrics dyed, 3/4 thread including cross twill,dyed,>= 85%, weight>200g/m	471 483	803 743	3 255 134	5 435 643
52093900	Woven fabrics dyed, Other fabrics, cont.85% of cotton, weight > 200 g/m2	269 536	825 923	2 470 298	7 278 838
52094100	Woven fabrics of yarn different colours, plain weave, >=85% cotton, weight<200g/m	723	31 322	7 447	93 809
52094200	Woven fabrics of yarn different colours, denim, >=85% cotton, weight>200g/m	169 871	688 319	1 315 996	4 882 101
52094300	3/4 thread twill including cross twill, not denim & not plain weave, yarn different colours, >=85% cotton, weight>200g/m	399	399	8 363	8 363
52094900	Other woven fabrics of yarn different colours, >=85% cotton, weight>200g/m	78 569	183 752	520 824	1 195 276
52095190	Woven fabrics, plain weave, not printed by batik process,>=85% cotton, weight>200g/m	626	26 927	7 197	319 193
52095290	Wofen fabrics, 3/4 thread twill including cross twill, printed not by batik process, >=85% cotton, weight>200g/m	214	9 294	8 349	80 627
52095990	Other woven fabrics, not printed by batik process, >=85% cotton, weight>200g/m	50	7 219	646	80 771
52101100	Woven fabric,unbleached, plain weave < 85% cotton mixed with man-made fibres, weight<200g/m2	25 701	115 432	231 766	960 966
52101900	Woven fabric,unbleached, other fabrics < 85% cotton mixed with man-made fibres, weight<200g/m2	88 707	323 213	773 353	2 632 028
52102100	Woven fabric,bleached, plain weave < 85% cotton mixed with man-made fibres, weight<200g/m2	12 208	21 738	176 686	324 578
52102900	Woven fabric,bleached, other fabrics < 85% cotton mixed with man-	130 972	200 567	1 655 316	2 628 750
52103100	Woven fabric,dyed, plain weave < 85% cotton,weight<200g/m2,	84 932	230 668	1 212 188	3 254 399
52103200	Woven fabric,dyed,3/4-thread twill incl cross twill,< 85% cotton,weight<200g/m2	42 269	92 633	493 794	1 046 965
52103900	Woven fabric,dyed, other fabrics < 85% cotton,weight<200g/m2,	116 522	343 939	1 327 577	3 232 853
52104110	String fabric plain weave,of yarn of different colour < 85% cotton,weight<200g/m2	9 460	19 626	136 052	270 413
52104190	Other string fabric plain weave,of yarn of different colour < 85% cotton,weight<200g/m2	143 850	512 916	2 297 309	6 697 448
52104900	Other fabric plain weave,of yarn of different colour < 85% cotton,weight<200g/m2	32 802	62 936	353 580	662 458
52105110	Woven fabric,plain weave,printed by batik process,< 85% cotton,weight<200g/m	1 039	1 742	17 743	32 095
52105190	Woven fabric,plain weave, not printed by batik process,< 85%	75 744	134 390	1 314 963	2 310 924
52105990	Other woven fabric,not printed by batik process,< 85% cotton,weight<200g/m	630	10 262	12 148	131 477
52111100	Woven fabric,unbleached,plain weave ,< 85% cotton,weight>200g/m2	38 461	109 761	218 699	603 365

https://www.bps.go.id

I.3. IMPOR MENURUT KOMODITI / IMPORT BY HS COMMODITY

***** FEBRUARI / *FEBRUARY 2022* *****

H S	Uraian Komoditi/*Commodity Description*	Berat bersih/*Net weight* (Kg)		Nilai/*Value CIF* (US$)	
		Bulan ini *Current month*	Kumulatif *Cum. Jan. to date*	Bulan ini *Current month*	Kumulatif *Cum. Jan. to date*
52111200	Woven fabric,3/4 thread twill,unbleached ,<85% cttn, weight>200g/m2	75 547	133 017	221 152	464 402
52111900	Other woven fabric,unbleached, < 85% cotton,weight>200g/m2	20 532	53 813	217 921	638 570
52112000	Woven fabric,bleached,,< 85% cotton, weight>200g/m2	9 589	43 987	92 499	474 742
52113100	Woven fabric,dyed,plain weave,< 85% of cotton,weight>200g/m2	2 419	42 801	37 082	556 857
52113200	Woven fabric,3/4 thread twill,dyed,< 85% of cotton,weight>200g/m2	49 644	266 553	475 944	2 381 884
52113900	Other woven fabric,dyed,< 85% of cotton ,weight>200g/m2	125 924	459 915	1 013 975	3 765 336
52114110	Woven fabric,of yarn of different colour,string plain weave < 85% cotton,weight>200g/m2	24	28	4 650	5 243
52114190	Woven fabric,of yarn different colour,not string weave,< 85% cotton,weight>200g/m2	1 484	21 960	26 802	225 996
52114200	Woven fabric,of yarn different colour,denim, < 85% cotton,weight>200g/m2	69 724	523 753	448 961	3 482 639
52114300	Woven fabric,different colour,Othfabrics of 3-thread or 4-thread twill, incl cross twill,< 85% cotton,weight>200g/m2	9 785	17 505	101 285	182 415
52114900	Woven fabric,of yarn of different colour,other fabrics < 85% cotton,weight>200g/m2	94	13 441	520	217 029
52115290	3-thre/4-thread twill,not printed by batik process < 85% cotton,weight>200g/m2	21 931	119 193	84 179	419 504
52115910	Other Woven fabric,printed by batik process < 85% cotton,weight>200g/m2	0	83	0	1 433
52115990	Other Woven fabric,not printed by batik process < 85% cotton,weight>200g/m2	5 793	12 886	28 194	129 081
52121100	Oth woven fabric of cotton weight<=200g/m2 unbleached	4 734	11 653	29 919	111 364
52121200	Oth woven fabric of cotton weight<=200g/m2 bleached	277	277	7 983	7 983
52121300	Oth woven fabric of cotton weight<=200g/m2 dyed	673	1 224	5 805	13 265
52121400	Oth woven fabric of cotton weight<=200g/m2 of yarns of differrent colours	1 675	7 363	14 418	112 736
52121590	Oth woven fabric of cotton weight<=200g/m2 not printed by traditional batik process	21 202	40 651	115 577	455 489
52122100	Oth woven fabric of cotton weight>200g/m2 unbleached	482	1 561	7 483	27 146
52122200	Oth woven fabric of cotton weight>200g/m2 bleached	16	26	51	119
52122300	Oth woven fabric of cotton weight>200g/m2 dyed	5 470	5 533	70 949	71 812
52122400	Oth woven fabric of cotton weight>200g/m2 of yarns of differrent colours	156	2 889	10 687	64 363
52122590	Oth woven fabric of cotton weight>200g/m2 not printed by	428	2 168	9 200	43 758
53012900	Flax, broken, scutched, hackled or otherwise processed, but not spun, other than broken or scutched	27 889	28 366	120 331	128 360
53021000	True hemp, raw or retted	0	295	0	1 433
53031000	Jute & oth textile bast fibres, raw/ retted	330 800	532 600	465 592	783 476
53050010	Sisal & oth textile fibres of the genus ageve,tow & waste of these fibras	130 000	500 000	189 098	800 640
53050021	Coconut fibres(coir) and abaca fibres , coconut fibres, raw	33 000	33 100	17 893	20 988
53050023	Abaca fibres	0	6 016	0	4 232
53071000	Single yarn of jute/of oth textile bast of heading 53.03.	34 506	38 192	79 821	102 757
53072000	Multiple (folded)/cabled of jute/ oth fibres bast fibres of heading 53.03.	121 152	133 857	162 365	180 072
53089010	Paper yarn	10 780	21 485	35 393	69 227
53089090	Other paper yarn	1 385	22 865	11 089	90 978
53091100	Woven fabrics of flax, containing 85 % or more by weight of flax,unbleached or bleached	14 566	28 852	250 765	521 265
53091900	Woven fabrics of flax, containing 85 % or more by weight of flax,oth thn unbleached or bleached	105 171	368 742	3 167 419	8 979 594
53092100	Woven fabrics of flax, containing less than 85 % by weight of flax, unbleached or bleached	2 363	13 878	43 816	176 135
53092900	Woven fabrics of flax, containing less than 85 % by weight of flax, oth thn unbleached or bleached	166 350	653 866	2 262 301	8 738 678
53101010	Woven fabrics of jute or of other textile bast fibres of heading 53.03, unbleached, plain	27 720	27 720	60 963	60 963

https://www.bps.go.id

I.3. IMPOR MENURUT KOMODITI / IMPORT BY HS COMMODITY

***** FEBRUARI / *FEBRUARY 2022* *****

H S	Uraian Komoditi/*Commodity Description*	Berat bersih/*Net weight* (Kg)		Nilai/*Value CIF* (US$)	
		Bulan ini *Current month*	Kumulatif *Cum. Jan. to date*	Bulan ini *Current month*	Kumulatif *Cum. Jan. to date*
53101090	Woven fabrics of jute or of other textile bast fibres of heading 53.03, unbleached,not plain	0	57	0	608
53109000	Woven fabrics of jute or of other textile bast fibres of heading 53.03, bleached	0	2	0	153
53110010	Woven fabrics of oth vegetable textile fibres&paper yarn, printed by batik process	0	2	0	39
53110090	Woven fabrics of oth vegetable textile fibres&paper yarn, oth thn printed by batik process&abaca burlab	7 972	12 984	180 009	312 711
54011010	Sewing thread of man-made flment of synthetic filaments, for put up retail sale	8 890	66 260	169 564	809 663
54011090	Sewing thread of man-made flment of synthetic filaments, not for put up retail sale	79 661	188 090	881 191	2 127 964
54012010	Sewing thread of man-made flment of artificial filaments, for put up retail sale	3 143	9 765	28 477	51 375
54012090	Sewing thread of man-made flment of artificial filaments, not for put up retail sale	80 302	152 444	441 780	1 216 101
54021100	Syntthatic filamentyarn (oth than sewing High tenacity yarn of nylon/oth polyamides won textured, aramids	314 843	407 768	2 288 342	4 244 582
54021900	Syntthatic filamentyarn (oth than sewing High tenacity yarn of nylon/oth polyamides won textured, other than aramids	1 270 921	1 669 504	7 941 727	10 497 314
54022000	Syntthatic filamentyarn (oth than sewing High tenacity yarn of polyesters won textured	1 025 351	1 941 469	2 040 825	4 179 229
54023100	Textured yarn of nylon/oth polyamides measuring single yarn <= 50 tex	172 065	266 066	669 546	1 184 653
54023200	Textured yarn of nylon/oth polyamides measuring single yarn > 50 tex	27 880	82 721	123 747	444 012
54023300	Textured yarn of polyesters	4 833 132	12 356 740	9 115 129	22 722 858
54023400	Textured yarn of polypropylene synthetic filament	114 625	250 451	329 113	714 614
54023900	Textured yarn, other than HS ccode 5402.31.00 - 5402.34.00	146 971	251 849	601 012	1 056 562
54024410	Other yarn, single, untwisted or with a twist not exceeding 50 turns per metre,elastomeric,of polyesters	69	42 415	328	315 021
54024420	Other yarn, single, untwisted or with a twist not exceeding 50 turns per metre,elastomeric,of polypropylene	71	1 171	537	8 244
54024490	Other yarn,single,untwisted /with a twist not exceeding 50 turns per metre,elastomeric,oth thn polyester & polypropylene	798 559	1 300 590	8 628 178	13 995 716
54024500	Other yarn, single, untwisted or with a twist not exceeding 50 turns per metre,Other of nylon or other polyamides	133 357	423 153	762 087	2 002 686
54024600	Other yarn, single, untwisted or with a twist not exceeding 50 turns per metre,Other of polyesters, partially oriented	4 720 038	11 460 842	5 835 110	13 999 409
54024700	Other yarn, single, untwisted or with a twist not exceeding 50 turns per metre,Other of polyesters	1 411 569	3 499 825	2 606 649	6 284 534
54024800	Other yarn, single, untwisted or with a twist not exceeding 50 turns per metre,Other of polypropylene	134 535	402 332	188 122	435 126
54024900	Other yarn, single, untwisted or with a twist not exceeding 50 turns per metre,Oth thn HS code 5402.45.00 - 5402.48.00	208 309	945 978	1 770 966	7 233 124
54025100	Oth yarn, single, with a twist or not>50 turn/metre, of nylon or oth polyamides	282	3 065	2 937	99 420
54025200	Oth yarn, single, with a twist or not>50 turn/metre, of polyesters	129 190	411 174	327 692	1 223 895
54025300	Oth yarn, single, with a twist or not>50 turn/metre, of polypropylene	0	7 008	0	20 273
54025900	Oth yarn, single, with a twist or not>50 turn/metre,oth thn of nylon/polyamides,polyesters&polypropylene	15 640	19 762	35 892	67 841
54026100	Oth yarn, multiple(folded) or cable of nylon or polyamides	14 937	64 372	232 668	643 450
54026200	Oth yarn, multiple(folded) or cable of polyesters	117 312	135 297	673 505	798 858
54026300	Oth yarn, multiple(folded) or cable of polypropylene	226 160	396 260	623 280	1 000 811
54026900	Oth yarn, multiple(folded) or cable oth thn of nylon or polyamides, polyesters & polypropylene	123 304	264 650	1 335 517	2 649 039
54031000	Artificial filament yarn (not sewing) hight tenacity yarn of viscose rayon	479	611	7 673	10 662

https://www.bps.go.id

I.3. IMPOR MENURUT KOMODITI / IMPORT BY HS COMMODITY

***** FEBRUARI / *FEBRUARY 2022* *****

H S	Uraian Komoditi/*Commodity Description*	Berat bersih/*Net weight* (Kg)		Nilai/*Value CIF* (US$)	
		Bulan ini *Current month*	Kumulatif *Cum. Jan. to date*	Bulan ini *Current month*	Kumulatif *Cum. Jan. to date*
54033190	Oth yarn,single,of viscose rayon,untwisted/with a twist not exceeding 120 turns per metre,oth thn textured yarn	199 949	419 601	909 616	1 872 010
54033290	Other yarn, single of viscose rayon, with a twist exceeding 120 turns per metre,other than textured yarn	3 681	6 322	55 096	103 438
54033390	Other yarn, single, of cellulose acetate other than textured yarn	100	100	13 373	13 373
54033990	Artificial filament yarn,oth yarn,single of other sub heading 5403.31,5403.32,& 5403.33, oth thn textured yarn	15 131	21 517	17 136	63 236
54034110	Artificial filament yarn,oth yarn,multiple or cable, of viscose rayon, textured yarn	0	361	0	11 134
54034190	Artificial filament yarn,oth yarn,multiple or cable, of viscose rayon,oth thn textured yarn	971	15 672	7 147	81 949
54034290	Artificialfilamentyarn,oth yarn,multiple orcable, ofcelluloseacetat,	0	153	0	2 971
54034990	Artificialfilamentyarn,oth yarn,multiple orcable, ofcelluloseacetat,	448	468	6 322	7 264
54041100	Synth monfilament of elastomeric >=67 decitex,dimension<=1mm, width<=5mm	47 305	69 306	297 539	435 671
54041200	Synth monfilament oth ofplypropyllne>=67 decitex,dimension<=1mm, width<=5mm	22 000	36 640	56 640	138 381
54041900	Synth monfilament other >=67decitex dimension<=1mm, width<=5mm	356 481	940 676	2 297 298	6 482 991
54049000	Synthetics other than filaments exceeds <1 mm, width <= 5 mm	96 269	286 745	274 483	799 509
54050000	Artificial monofilament >=67 decitex no cross-sect,dim>=1mm,strip	4 305	5 882	20 750	25 120
54060000	Man-made filament yarn(oth than sewing thread) put up for retail	204	17 138	3 187	86 961
54071021	Woven fabrics obtained high tenacity yarn of nylon/oth polyamides/polyesters,tyre fabrics,conveyor duck,unbleached	38 736	147 043	313 997	1 278 943
54071029	Woven fabrics obtain high tenacity yarn nylon/oth polyamides/polyesters,tyre fabrics,conveyor duck,oth thn unbleached	313 516	864 703	3 136 806	9 643 086
54071091	Woven fabrics obtained high tenacity yarn of nylon/oth polyamides/polyesters, oth tyre fabrics,conveyor duck,unbleached	46 920	62 759	128 598	161 698
54071099	Woven fabr obtain high tenacity yarn nylon/oth polyamides/ polyesters,oth tyre fabrics,conveyor duck,oth thn unbleached	274 303	777 026	3 944 348	11 187 595
54072000	Woven fabrics of synt filament yarn woven fabrics obtained from strip/thelike	10 375	17 573	71 984	148 040
54073000	Woven fabrics of synt filament yarn fabrics specified in nota 9 to section XI	19 444	23 070	1 051 203	1 193 670
54074110	Woven nylon mesh fabric of untwisted yarn for material tarpaulins weight >=85% flmnt nyln/polyamides,unbleached/bleached	77 408	181 969	1 209 385	2 967 133
54074190	Oth woven nyln mesh fabric ofuntwisted yarn for material tarpaulins weight>=85%flmnt nyln/polyamides, unbleached/ bleached	100 345	282 778	1 460 204	4 147 627
54074200	Woven fabrics of synt filament yarn from nylon cont >85% , dyed	326 265	812 841	6 427 459	14 530 272
54074300	Woven fabrics of synt filament yarn from nylon cont>85%,of yarnof differentcolour	30 614	63 865	674 144	1 468 482
54074400	Woven fabrics of synt filament yarn from nylon cont >85% , printed	16 462	49 062	234 340	796 296
54075100	Woven fabrics of synt filament yarn from polyester cont >85% , unbleached or not	614 505	1 329 180	1 852 156	4 505 939
54075200	Woven fabrics of synt filament yarn from polyester cont >85% , dyed	837 128	2 509 005	11 891 741	32 734 717
54075300	Woven fabrics of synt filament yarn from polyester cont >85% ,ofyarn of different	146 582	222 500	569 289	1 047 149
54075400	Woven fabrics of synt filament yarn from polyester cont >85% , printed	390 223	901 424	3 462 545	8 634 043
54076110	Oth woven fabrics,cont>=85% of by weight of non textured polyst filamnt,unbleached or bleached	2 266 108	5 528 266	5 730 775	14 971 581
54076190	Oth woven fabrics,cont>=85% of by weight of non textured polyst	732 967	2 007 811	7 057 808	19 870 843
54076910	Other woven fabrics, containing 85 % or more by weight of polyester filaments, unbleached or bleached	395 236	1 580 333	1 219 055	5 580 973
54076990	Other woven fabrics, containing 85 % or more by weight of polyester filaments, oth thn unbleached or bleached	2 986 037	8 689 630	11 252 354	34 104 705

https://www.bps.go.id

I.3. IMPOR MENURUT KOMODITI / IMPORT BY HS COMMODITY

***** FEBRUARI / *FEBRUARY 2022* *****

H S	Uraian Komoditi/*Commodity Description*	Berat bersih/*Net weight* (Kg)		Nilai/*Value CIF* (US$)	
		Bulan ini *Current month*	Kumulatif *Cum. Jan. to date*	Bulan ini *Current month*	Kumulatif *Cum. Jan. to date*
54077100	Other woven fabrics, containing 85 % or more by weight of synthetic filaments, unbleached or bleached	37 688	104 245	390 998	1 039 779
54077200	Other woven fabrics, containing 85 % or more by weight of synthetic filaments , dyed	41 656	289 403	828 314	4 751 215
54077300	Other woven fabrics, containing 85 % or more by weight of synthetic filaments, of yarns of different colours	13 409	21 820	58 321	158 141
54077400	Other woven fabrics, containing 85 % or more by weight of synthetic filaments, printed	1 462	2 078	29 406	59 442
54078100	Other woven fabrics,contain<85% by weight of synthetic filaments,mixed mainly/solely with cotton,unbleached or bleached	5 227	43 809	97 997	508 499
54078200	Other woven fabrics containing less than 85 % by weight of synthetic filaments,mixed mainly or solely with cotton,dyed	15 818	40 301	149 131	450 127
54078300	Other woven fabrics,contain<85% by weight of synthetic filaments,mixed mainly/solely w cotton,yarns of different colours	14 443	46 116	122 904	399 057
54078400	Other woven fabrics,containing < 85 % by weight of synthetic filaments, mixed mainly or solely with cotton, printed	2 419	6 294	34 575	88 338
54079100	Other woven fabrics, unbleached or bleached	5 349	19 450	69 706	176 041
54079200	Other woven fabrics , dyed	37 792	104 218	641 559	1 210 157
54079300	Other woven fabrics, of yarns of different colours	11 211	11 388	86 116	92 844
54079400	Other woven fabrics, printed	247	1 057	1 007	7 839
54081010	Fabrics, woven, of viscose rayon, high tenacity, artificial filament yarn, Unbleached	10 808	52 755	133 122	680 706
54081090	Fabrics, woven, of viscose rayon, high tenacity, artificial filament yarn, other than of Unbleached	218 851	604 644	2 596 320	7 842 901
54082100	Other woven fabrics,containing 85 % or more by weight of artificial filament or strip or the like,unbleached or bleached	4 641 829	11 977 807	15 716 355	38 571 023
54082200	Other woven fabrics, containing 85 % or more by weight of artificial filament or strip or the like, Dyed	28 723	230 938	499 369	3 717 535
54082300	Other woven fabrics, containing?85% by weight of artificial filament or strip or the like, of yarns of different colours	1	9 103	10	127 437
54082400	Other woven fabrics, containing 85 % or more by weight of artificial filament or strip or the like, printed	7 946	41 449	152 583	758 924
54083100	Other woven fabrics unbleached or bleached	2 456 169	4 638 744	5 946 809	10 740 117
54083200	Other woven fabrics, dyed	545 347	1 492 515	1 270 770	3 392 057
54083300	Other woven fabrics, of yarns of different colours	1 389	1 888	29 080	48 168
54083400	Other woven fabrics, Printed	66 058	186 090	401 257	1 927 990
55011000	Fibres, synthetic filament tow, of nylon or other polyamides	11 138	38 442	163 815	429 389
55012000	Fibres, synthetic filament tow, of polyesters	234 282	286 619	300 654	370 314
55013000	Fibres, synthetic filament tow, acrylic or modacrylic	2 079 333	6 131 418	5 800 400	18 060 366
55014000	Fibres, synthetic filament tow, of polypropylene	11 916	17 906	30 460	46 139
55019000	Fibres, synthetic filament tow, of synthetic materials n.e.c. in heading no. 5501	752	5 671	9 807	79 047
55021000	Fibres, Artificial filament tow, of cellulose acetate	3 420 295	6 105 988	16 226 324	29 143 733
55029000	Fibres, Artificial filament tow, other then of cellulose acetate	460 563	1 229 457	1 982 680	5 284 929
55031100	Fibres, synthetic staple fibres, of aramids, not carded, combed or otherwise processed for spinning	3 974	7 680	128 012	187 783
55031900	Fibres,synthetic staple fibres,of nylon/oth polyamides & aramids,not carded,combed/otherwise processed for spinning	7 694	8 310	47 766	54 064
55032000	Fibres, synthetic staple fibres, of polyesters, not carded, combed or otherwise processed for spinning	9 363 890	18 426 673	11 868 504	23 625 954
55033000	Fibres, synthetic staple fibres, acrylic or modacrylic, not carded, combed or otherwise processed for spinning	546 052	1 986 841	1 652 340	6 449 338
55034000	Fibres, synthetic staple fibres, of polypropylene, not carded, combed or otherwise processed for spinning	198 459	442 898	544 133	1 167 569
55039010	Synthetic staple fibres, not carded, combed or otherwise processed for spinning, of polyvinyl alcohol	673 280	825 280	2 734 529	3 297 702
55039090	Synthetic staple fibres, not carded, combed or otherwise processed for spinning, othn of polyvinyl alcohol	693 249	1 234 409	1 658 468	3 184 313
55041000	Fibres, artificial staple fibres, of viscose, not carded, combed or otherwise processed for spinning	5 378 841	9 995 642	12 021 313	22 558 791

https://www.bps.go.id

I.3. IMPOR MENURUT KOMODITI / IMPORT BY HS COMMODITY

***** FEBRUARI / *FEBRUARY 2022* *****

H S	Uraian Komoditi/*Commodity Description*	Berat bersih/*Net weight* (Kg)		Nilai/*Value CIF* (US$)	
		Bulan ini *Current month*	Kumulatif *Cum. Jan. to date*	Bulan ini *Current month*	Kumulatif *Cum. Jan. to date*
55049000	Fibres, artificial staple fibres, other than of viscose, not carded, combed or otherwise processed for spinning	923 187	1 542 289	2 530 682	4 306 840
55051000	Fibres, waste (including noils, yarn waste and garnetted stock), of synthetic fibres	600 997	1 116 906	277 437	490 473
55052000	Fibres, waste (including noils, yarn waste and garnetted stock), of artificial fibres	2 542	4 244	10 883	17 999
55061000	Fibres, synthetic staple fibres, of nylon or other polyamides, carded, combed or otherwise processed for spinning	1 402	1 675	36 696	44 832
55062000	Fibres, synthetic staple fibres, of polyesters, carded, combed or otherwise processed for spinning	6 405	40 042	68 382	7 080 465
55063000	Fibres, synthetic staple fibres, acrylic or modacrylic, carded, combed or otherwise processed for spinning	1	595	50	17 257
55069000	Fibres, synthetic staple fibres, n.e.c. in heading no. 5506, carded, combed or otherwise processed for spinning	1 013	5 813	15 548	73 670
55081010	Sewing thread, of synthetic staple fibres, put up for retail sale	82 500	207 988	256 929	587 882
55081090	Sewing thread, of synthetic staple fibres, not put up for retail†sale	622 880	1 219 539	2 069 736	4 077 398
55082010	Sewing thread, of artificial staple fibres, put up for retail sale	363	609	1 995	3 388
55082090	Sewing thread, of artificial staple fibres, not put up for retail†sale	1 736	37 238	12 795	131 430
55091100	Containing 85 % or more by weight of staple fibres of nylon or other polyamides, single yarn	1 600	4 747	85 440	119 374
55091200	Containing 85 % or more by weight of staple fibres of nylon or other polyamides, multiple (folded) or cabled yarn	62 065	72 645	178 791	267 916
55092100	Containing 85 % or more by weight of polyester staple fibres, single	139 863	659 548	315 489	1 383 401
55092200	Containing 85 % or more by weight of polyester staple fibres, multiple (folded) or cabled yarn	695 674	1 595 170	1 971 150	4 246 552
55093100	Containing 85 % or more by weight of acrylic or modacrylic staple fibres , single yarn	5 993	6 243	36 641	37 016
55093200	Containing 85 % or more by weight of acrylic or modacrylic staple fibres, multiple (folded) or cabled yarn	38 159	217 605	203 277	878 344
55094100	Other yarn, containing 85 % or more by weight of synthetic staple fibres, single yarn	3 319	3 319	72 933	72 933
55094200	Other yarn, containing 85 % or more by weight of synthetic staple fibres, Multiple (folded) or cabled yarn	3 598	5 936	8 424	75 682
55095100	Other yarn, of polyester staple fibres, Mixed mainly or solely with artificial staple fibres	395 948	812 598	626 352	1 511 990
55095290	Other yarn, of polyester staple fibres, mixed mainly or solely with wool or fine animal hair other than single yarn	0	56	0	2 340
55095300	Other yarn, of polyester staple fibres, Mixed mainly or solely with cotton	160 009	405 632	1 058 984	1 903 798
55095900	Other yarn, of polyester staple fibres, other than mixed mainly or solely with cotton	21 773	82 338	80 827	322 754
55096100	Other yarn, of acrylic or modacrylic staple fibres, mixed mainly or solely with wool or fine animal hair	17	685	608	9 901
55096900	Other yarn, of acrylic or modacrylic staple fibres, other than wool or fine animal hair and cotton	26 890	28 821	253 275	281 530
55099200	Other yarn, mixed mainly or solely with cotton	0	12 000	0	126 000
55099900	Other yarn, other than wool or fine animal hair and cotton	31 770	105 178	246 679	724 051
55101100	Containing 85 % or more by weight of artificial staple fibres, single	41 525	53 082	156 376	202 541
55101200	Containing 85 % or more by weight of artificial staple fibres, multiple (folded) or cabled yarn	0	12 650	0	61 900
55103000	Other yarn, mixed mainly or solely with cotton	1 055	11 106	4 693	102 567
55109000	Yarn (other than sewing thread) of artificial staple fibres, not put up for retail sale, other yarn	633	17 757	5 535	91 199
55111010	Of synthetic staple fibres, containing?85%by weight of such fibres, knitting yarn, crochet thread and embroidery thread	1 403	17 163	11 440	29 911
55111090	Of synthetic staple fibres,containing?85%by weight of such fibres,oth thn knitting yarn,crochet thread&embroidery thread	3 330	4 928	30 246	42 772
55112010	Of synthetic staple fibres,containing < 85 % by weight of such fibres, knitting yarn,crochet thread&embroidery thread	3	1 671	4	25 299

https://www.bps.go.id

I.3. IMPOR MENURUT KOMODITI / IMPORT BY HS COMMODITY

***** FEBRUARI / *FEBRUARY 2022* *****

H S	Uraian Komoditi/*Commodity Description*	Berat bersih/*Net weight* (Kg)		Nilai/*Value CIF* (US$)	
		Bulan ini *Current month*	Kumulatif *Cum. Jan. to date*	Bulan ini *Current month*	Kumulatif *Cum. Jan. to date*
55112090	Synthetic staple fibres,containing< 85 % by weight of such fibres,oth thn knitting yarn,crochet thread&embroidery thread	28	56	383	802
55113000	Yarn, (not sewing thread), of artificial staple fibres, put up for retail†sale	41 295	79 451	269 450	497 931
55121100	Containing 85 % or more by weight of polyester staple fibres, unbleached or bleached	17 218	103 862	154 311	389 890
55121900	Containing 85 % or more by weight of polyester staple fibres,other than unbleached or bleached	515 595	2 133 585	2 048 320	7 769 771
55122900	Containing 85 % or more by weight of acrylic or modacrylic staple fibres, other than unbleached or bleached	38 448	80 408	705 390	1 386 516
55129100	Containing 85% or more by weight of other than polyester, akrilik, or modakrilik saples fibres, unbleached or bleached	0	250	0	8 717
55129900	Containing 85% or more by weight of oth thn polyester, akrilik, or modakrilik saples fibres,exc unbleached or bleached	12 095	36 370	572 816	786 301
55131100	Unbleached or bleached of polyester staple fibres, plain weave	69 541	140 052	564 900	1 284 751
55131200	Unbleached or bleached, 3thread or 4thread twill, including cross twill, of polyester staple fibres	5 716	8 867	55 941	93 164
55131300	Unbleached or bleached other woven fabrics of polyester staple fibres	28 384	83 269	300 669	1 394 502
55131900	Unbleached or bleached other woven fabrics	74 446	198 167	930 305	2 799 175
55132100	Dyed, of polyester staple fibres, plain weave	74 227	154 700	674 678	1 426 199
55132300	Dyed, other woven fabrics of polyester staple fibres	15 169	47 629	187 096	611 448
55132900	Dyed,other woven fabrics	17 509	35 165	225 684	467 285
55133100	Yarns of different colours, of polyester staple fibres, plain weave	32 747	60 578	418 239	731 991
55133900	Yarns of different colours, other woven fabrics	3 181	19 119	53 243	193 108
55134100	Printed, of polyester staple fibres, plain weave	101 230	168 893	377 790	997 367
55134900	Printed, other woven fabrics	3 557	11 284	35 706	89 023
55141100	Unbleached or bleached of polyester staple fibres, plain weave	8 405	27 387	77 616	203 024
55141200	Unbleached or bleached, 3thread or 4thread twill, including cross twill, of polyester staple fibres	54 282	55 381	168 762	176 137
55141900	Unbleached or bleached, other woven fabrics	68 848	163 376	1 222 381	2 653 448
55142100	Dyed, of polyester staple fibres, plain weave	38 624	119 686	482 758	1 224 488
55142200	Dyed , 3thread or 4thread twill, including cross twill, of polyester staple fibres	25 418	125 985	159 019	849 579
55142300	Dyed, Other woven fabrics of polyester staple fibres	278	3 866	976	42 022
55142900	Dyed, other woven fabrics	7	1 207	18	24 230
55143000	Fabrics,woven,yarns of diff colours,containing <85% by weight synthetic staple fibres mix mainly/solely w/ cott> 170g/m2	98 967	150 744	251 395	426 591
55144100	Printed, of polyester staple fibres, plain weave	54 333	98 225	409 850	758 260
55144200	Printed, 3thread or 4thread twill, including cross twill, of polyester staple fibres	0	2 600	0	23 005
55144300	Printed, other woven fabrics of polyester staple fibres	1	164	20	4 911
55144900	Printed, other woven fabrics	0	2	0	12
55151100	Mixed mainly or solely with viscose rayon staple fibres of polyester	490 911	1 057 957	3 998 119	9 289 002
55151200	Mixed mainly or solely with manmade filaments of polyester staple	265 730	671 827	964 584	2 469 330
55151300	Mixed mainly or solely with wool or fine animal hair of polyester staple fibres	52 756	158 647	1 335 344	3 989 736
55151900	Fabrics,woven,of polyester staple fibres n.e.c. in chapter 55,mixed mainly/solely w/fibres n.e.c. in item no. 5515.1	98 911	285 737	1 139 426	3 289 634
55152100	Mixed mainly or solely with manmade filaments of acrylic or modacrylic staple fibres	566	884	12 115	16 215
55152200	Mixed mainly or solely with wool or fine animal hair of acrylic or modacrylic staple fibres	945	945	36 742	36 742
55152900	Of acrylic or modacrylic staple fibres, other than 5515.21.00 - 5515.22.00	1 714	2 790	2 768	17 318
55159100	Mixed mainly or solely with manmade filaments other woven fabrics	10 362	22 750	138 826	497 752
55159910	Mixed mainly or solely with wool or fine animal hair other woven fabrics	443	1 786	9 594	25 517

https://www.bps.go.id

I.3. IMPOR MENURUT KOMODITI / IMPORT BY HS COMMODITY

***** FEBRUARI / *FEBRUARY 2022* *****

H S	Uraian Komoditi/*Commodity Description*	Berat bersih/*Net weight* (Kg)		Nilai/*Value CIF* (US$)	
		Bulan ini *Current month*	Kumulatif *Cum. Jan. to date*	Bulan ini *Current month*	Kumulatif *Cum. Jan. to date*
55159990	Other than mixed mainly or solely with wool or fine animal hair other woven fabrics	6 262	10 382	79 633	186 817
55161100	Fabrics, woven, unbleached or bleached, containing 85% or more by weight of artificial staple fibres	29 700	86 706	210 259	675 642
55161200	Fabrics, woven, dyed, containing 85% or more by weight of artificial staple fibres	600 312	2 384 871	2 144 844	7 971 751
55161300	Fabrics, woven, of yarns of different colours, containing 85% or more by weight of artificial staple fibres	8 409	22 444	108 914	282 469
55161400	Fabrics, woven, printed, containing 85% or more by weight of	79 740	195 835	1 125 718	2 740 383
55162100	Fabrics,woven,unbleached/bleached,contain < 85% by weight artificial staple fibres,mix mainly/solely w/manmade filaments	33 592	189 446	356 432	1 736 359
55162200	Fabrics,woven,dyed, containing < 85% by weight of artificial staple fibres,mixed mainly/solely w/man-made filaments	142 164	310 244	1 695 743	3 817 026
55162300	Yarns of different colours contain<85% by weight artificial staple fibres,mix mainly/solely w/manmade filaments	16 211	26 117	246 994	376 706
55162400	Fabrics,woven, printed,containing < 85% by weight of artificial	447	11 677	19 374	210 352
55163300	Yarns of different colours contain<85% by weight artificial staple fibres,mix mainly/solely w/wool or fine animal	1 837	2 664	32 414	67 923
55163400	Fabrics,woven, printed,containing < 85% by weight artificial staple fibres,mixed mainly/solely w/wool/fine animal hair	24 356	38 079	256 754	518 584
55164100	Fabrics, woven, unbleached/bleached,containing < 85% by weight of artificial staple fibres, mixed mainly/solely w/cott	0	4 801	0	65 168
55164200	Fabrics, woven, dyed, containing less than 85% by weight of artificial staple fibres, mixed mainly or solely with cotton	0	4 387	0	61 729
55164300	Containing < 85 % by weight of artificial staple fibres,mixed mainly/solely with cotton,of yarns of different colours	6 917	6 917	78 054	78 054
55164400	Fabrics, woven, printed, containing less than 85% by weight of	10	10 032	346	208 135
55169100	Fabrics, woven, unbleached or bleached, of artificial staple fibres,	6 628	24 512	150 984	444 361
55169200	Fabrics, woven, dyed, of artificial staple fibres, n.e.c. in heading no. 5516	17 502	48 527	251 727	748 165
55169300	Fabrics, woven, of yarns of different colours, of artificial staple fibres, n.e.c. in heading no. 5516	664	1 391	20 164	36 154
55169400	Fabrics, woven, printed, of artificial staple fibres, n.e.c. in heading no. 5516	8 479	9 741	106 539	145 656
56012100	Wadding, other†articles†thereof, of cotton	25 176	46 037	137 354	276 235
56012210	Wadding of textile materials and articles thereof ,of manmade fibres, wrapped cigarette tow	101 306	221 657	2 954 022	5 077 702
56012290	Wadding of textile materials and articles thereof ,of manmade fibres,oth thn wrapped cigarette tow	40 299	258 920	428 358	1 529 903
56012900	Wadding, other†articles†thereof, other than of cotton or man-made fibres	4 827	8 267	29 885	46 330
56013010	Wadding, textile flock and dust and mill neps, polyamide fibre flock	2 200	4 083	9 094	29 707
56013090	Wadding, textile flock and dust and mill neps, others then of Polyamide fibre flock, others than Polyamide fibre flock	15 110	37 094	455 655	829 443
56021000	Felt, needleloom felt and stitch-bonded fibre fabrics, whether or not impregnated, coated,†covered†or laminated	117 787	224 179	621 282	1 258 117
56022100	Other felt, not impregnated, coated, covered or laminated ,of wool or fine animal hair	9 807	23 208	182 322	384 980
56022900	Other felt, not impregnated, coated, covered or laminated,of other textile materials	26 883	80 602	184 395	543 817
56029000	Felt, impregnated, coated,†covered†or laminated (excluding needleloom felt and stitch-bonded fibre fabrics)	1 122 729	1 318 834	1 615 013	4 034 427
56031100	Nonwovens, won impregnated, coated,†covered†or laminated, of man-made filaments, (weighing not more than 25g/m2)	2 767 829	7 148 678	6 743 104	17 806 295
56031200	Nonwovens, won impregnated,coated,covered/laminated,of man-made filaments,(weighing > 25g/m2 but not < 70g/m2)	1 972 430	3 925 047	4 523 969	10 284 458
56031300	Nonwovens, won impregnated,coated,covered/laminated, of man-made filaments, (weighing >70g/m2 but not < 150g/m2)	220 201	644 893	1 051 616	3 033 260
56031400	Nonwovens, whether or not impregnated, coated,†covered†or laminated, of man-made filaments, (weighing more than 150g/m2)	814 813	2 118 464	3 782 893	11 136 523

https://www.bps.go.id

I.3. IMPOR MENURUT KOMODITI / IMPORT BY HS COMMODITY

***** FEBRUARI / *FEBRUARY 2022* *****

H S	Uraian Komoditi/*Commodity Description*	Berat bersih/*Net weight* (Kg)		Nilai/*Value CIF* (US$)	
		Bulan ini *Current month*	Kumulatif *Cum. Jan. to date*	Bulan ini *Current month*	Kumulatif *Cum. Jan. to date*
56039100	Nonwovens, won impregnated,coated,covered/laminated, not of man-made filaments, (weighing not more than 25g/m2)	201 976	629 576	758 295	2 234 794
56039200	Nonwovens, won impregnated, coated, covered/laminated, not of man-made filaments, (weighing > 25g/m2 but < 70g/m2)	396 935	2 056 616	1 788 459	6 670 450
56039300	Nonwovens, won impregnated, coated, covered or laminated, not of man-made filaments, (weighing > 70g/m2 but < 150g/m2)	347 754	745 562	1 237 295	3 136 368
56039400	Nonwovens, won impregnated, coated, covered or laminated, not of man-made filaments, (weighing more than 150g/m2)	466 294	1 351 101	3 825 360	10 571 837
56041000	Rubber thread and cord, textile covered	158 917	447 985	1 300 953	3 603 559
56049010	Imitation catgut, of silk yarn other than rubber thread and cord, textile covered	5	6	257	259
56049020	Rubber impregnated textile thread yarn other than rubber thread and cord, textile covered	5 618	10 607	118 691	226 212
56049030	High tenacity yarn of polyesters, of nylon/oth polyamides/of viscose rayon oth thn rubber thread&cord,textile covered	5 706	51 310	59 339	340 299
56049090	Rubber thread&cord,textile covered, textile yarn&strip&the like of heading 54.04/54.05 other than 5604.10.00- 5604.10.30	378 503	569 157	1 443 937	3 120 730
56050000	Metallised yarn,whether/not gimped,being textl yarn/strip like head 5404/5405, combine w/metal in the form	574	773	38 825	50 174
56060000	Gimped yarn,&strip&like of head 5404/ 5405,gimped,chenille yarn,loop wale-yarn	75 701	213 898	373 836	796 044
56072100	Twine,†binder†or baler twine, of sisal or other textile fibres of the genus agave	9 096	36 700	49 845	262 545
56072900	Other than twine,†binder†or baler twine, of sisal or other textile fibres of the genus agave	72 417	208 317	390 696	1 204 628
56074100	Twine,†binder†or baler twine, of polyethylene or polypropylene	6 627	9 077	30 090	65 129
56074900	Other than twine,†binder†or baler twine, of polyethylene or polypropylene	1 906 369	4 117 565	3 823 757	8 346 581
56075010	Oth synthetic fibres,vbelt cord of manmade fibre treated, yarn size>10,000 decitex,for sealing pump,valve&article	44 262	63 748	149 740	310 015
56075090	Oth synthetic fibres, exc vbelt cord of manmade fibre treated, yarn size>10,000 decitex,for sealing pump,valve&article	399 520	994 064	2 137 113	5 398 690
56079010	Twine,cordage,ropes,cables,oth head no. 5607,won plaited, braided/impregnated w/rubber/plastics,of artificial fibres	13 814	20 480	160 226	252 176
56079021	Twine, cordage, ropes, cables, of Abaca (Manila hemp or Musa textilis Nee)	892	977	2 581	2 607
56079022	Twine, cordage, ropes, cables, of other hard (leaf) fibres	0	1 125	0	2 148
56079030	Twine, cordage, ropes, cables, of jute or other textile bast fibres of head 53.03	0	27 634	0	46 504
56079090	Twine, cordage, ropes, cables, other than of jute/oth textile bast fibres of head 53.03	148 667	320 086	740 062	1 548 583
56081100	Made up fishing nets of manmade textile materials	663 323	1 728 292	1 782 688	4 177 695
56081920	Twine, cordage or rope, knotted netting, for other than fishing, of man-made textile materials,Net bags	2 005	35 094	8 956	64 807
56081990	Twine, cordage or rope, knotted netting, for other than fishing, of man-made textile materials,other net bags	95 404	229 493	299 520	680 866
56089010	Twine, cordage or rope, knotted netting, of other than man-made textiles, Net bags	116	1 020	2 615	5 474
56089090	Twine, cordage or rope, knotted netting, of other than man-made textiles,other than of Net bags	79 598	187 760	375 998	749 639
56090000	Articles of yarn,strip or the like of heading 54.04 or 54.05, twine,cordage,rope/cables, not elsewhere specified/included	190 711	511 450	901 800	2 478 717
57011010	Prayer rugs made of wool or fine animal hair	5	5	86	86
57011090	Other than prayer rugs made of wool or fine animal hair	303	8 953	333	24 786
57019011	Prayer rugs made of cotton ,of other textile materials	38	38	284	284
57019019	Other than prayer rugs made of cotton ,of other textile materials	3 035	3 074	17 042	17 767
57019099	Other than prayer rugs except of cotton and jute fibres, of other textile materials	49 155	118 167	130 930	259 688
57021000	ìKelemî, ìSchumacksî, ìKaramanieî and similar handwoven rugs	0	5	0	206
57022000	Floor coverings of coconut fibres (coir)	1	21	146	350

https://www.bps.go.id

I.3. IMPOR MENURUT KOMODITI / IMPORT BY HS COMMODITY

***** FEBRUARI / *FEBRUARY 2022* *****

H S	Uraian Komoditi/*Commodity Description*	Berat bersih/*Net weight* (Kg)		Nilai/*Value CIF* (US$)	
		Bulan ini *Current month*	Kumulatif *Cum. Jan. to date*	Bulan ini *Current month*	Kumulatif *Cum. Jan. to date*
57023200	Other, of pile construction, not made up,of manmade textile materials	24	24	1 284	1 284
57023990	Other,of pile construction, not made up,of other textile materials, other than cotton and jute fibres	0	7	0	80
57024110	Other, of pile construction, made up,of wool or fine animal hair , prayer rugs	0	1	0	199
57024290	Other, of pile construction, made up,of manmade textile materials, other than prayer rugs	0	57	0	1 085
57024999	Other, of pile construction, made up, of other textile materials, other of cotton, other than prayer rugs	0	2	0	64
57029991	Prayer rugs, not made of cotton or jute fibres, not of pile construction, made up	2	5	95	114
57029999	Other than prayer rugs, not made of cotton or jute fibres, not of pile construction, made up	0	2	0	61
57031010	Floor mats of a kind used for motor vehicles of heading 87.02, 87.03 or 87.04 of wool or fine animal hair	2	2	120	120
57031030	Flooring carpets of a kind used for motor vehicles of headings 87.02, 87.03 or 87.04 of wool or fine animal hair	13	83	200	474
57031090	Carpets and oth textile floor coverings, tufted,won made up, from wool or fine animal hair other than HS 5703.10.10-30	1 024	1 025	15 549	15 550
57032090	Carpets and oth textile floor coverings, tufted, won made up of nylon or other polyamides other than prayer rugs	5	6 055	3	21 815
57033090	Carpets and other textile floor coverings, tufted, won made up, not prayer rugs of other man-made textile materials	50 141	107 313	153 436	310 285
57039091	Floor mats of a kind used for motor vehicles of heading 87.02, 87.03 or 87.04 are not made of cotton or jute fibres	34 714	85 006	240 780	575 637
57039092	Prayer rugs is not made of cotton or jute fibres	129	196	2 899	4 795
57039099	Carpets&other textile floor coverings,tufted,won made up, not of cott&jute fibres,oth thn HS 57039091-93	230	266	4 260	5 013
57049000	Tiles, having a minimum surface area exceeding 1 m2	17 378	27 463	32 958	56 498
57050019	Other carpets and other textile floor coverings, whether or not made up, not prayer rugs, made from cotton	6	8	305	348
57050021	Nonwoven floor coverings, of a kind used for motor vehicles of heading 87.02, 87.03 or 87.04 made of jute fibres	180	474	2 748	7 001
57050092	Nonwoven floor coverings,kind used for motor vehicles of heading 8702, 8703 or 8704	3 636	5 855	50 174	78 033
57050099	Oth thn nonwoven floor coverings,kind used for motor vehicles of heading 8702, 8703 or 8704	950	969	2 567	3 195
58011010	Made of wool or fine animal hair impregnated, coated, covered or laminated	170	170	3 250	3 250
58011090	Made of wool or fine animal hair not impregnated, coated, covered or laminated	7 338	7 342	84 807	84 986
58012110	Uncut weft pile fabrics impregnated, coated, covered or laminated made of cotton	0	53	0	656
58012210	Cut corduroy impregnated, coated, covered or laminated made of cotton	0	215	0	1 381
58012290	Cut corduroy not impregnated, coated, covered or laminated, made of cotton	186 058	291 731	1 400 333	2 213 921
58012390	Other weft pile fabrics not impregnated, coated, covered or laminated, made of cotton	3	4	13	19
58012690	Chenille fabrics not impregnated, coated, covered or laminated, made of cotton	3	102	55	2 673
58012710	Warp pile fabrics impregnated, coated, covered or laminated, made of cotton	236	294	12 222	15 065
58012790	Warp pile fabrics not impregnated, coated, covered or laminated, made of cotton	63	4 878	3 734	99 505
58013210	Cut corduroy impregnated, coated, covered or laminated, made of man-made fibres	6 647	6 647	26 300	26 300
58013290	Cut corduroy not impregnated, coated, covered or laminated, made of man-made fibres	796	5 933	7 866	44 722

https://www.bps.go.id

I.3. IMPOR MENURUT KOMODITI / IMPORT BY HS COMMODITY

***** FEBRUARI / *FEBRUARY 2022* *****

H S	Uraian Komoditi/*Commodity Description*	Berat bersih/*Net weight* (Kg)		Nilai/*Value CIF* (US$)	
		Bulan ini *Current month*	Kumulatif *Cum. Jan. to date*	Bulan ini *Current month*	Kumulatif *Cum. Jan. to date*
58013310	Other weft pile fabrics impregnated, coated, covered or laminated, made of man-made fibres	0	551	0	3 887
58013390	Other weft pile fabrics not impregnated, coated, covered or laminated, made of man-made fibres	188 096	297 112	594 717	1 206 443
58013610	Chenille fabrics impregnated, coated, covered or laminated, made of man-made fibres	10	69	415	6 654
58013690	Chenille fabrics not impregnated, coated, covered or laminated, made of man-made fibres	380	3 516	4 840	37 047
58013710	Warp pile fabrics impregnated, coated, covered or laminated, made of man-made fibres	0	999	0	29 785
58013790	Warp pile fabrics not impregnated, coated, covered or laminated, made of man-made fibres	62 168	89 756	424 072	624 972
58019019	Made of silk,not impregnated, coated, covered or laminated	13	47	69	1 317
58019099	Woven pile fabrics&chenille fabrics,oth thn head 58.02 / 58.06 not impregnated,coated,covered/laminated,not made of silk	30	46	1 620	2 902
58021100	Terry towelling and similar woven terry fabrics, of cotton, unbleached	79 646	158 282	962 713	2 020 164
58021900	Terry towelling and similar woven terry fabrics, of cotton, bleached	2 857	2 913	29 784	30 539
58022090	Terry towelling and similar woven terry fabrics, other than made of cotton, wool or fine animal hair	80	80	862	862
58023020	Tufted textile fabrics woven, made of cotton or man-made fibres	12	32	199	935
58023030	Tufted textile fabrics woven, other than made of cotton or man-made fibres	0	27	0	583
58023090	Tufted textile fabrics non-woven, not impregnated, coated or covered, other than made of cotton or man-made fibres	1 068	2 059	9 384	13 734
58030010	Gauze, other than narrow fabrics of heading 58.06 made of cotton	338	3 896	1 831	27 335
58030020	Gauze, other than narrow fabrics of heading 58.06 made of man-made fibres	0	20 383	0	63 099
58030030	Gauze, other than narrow fabrics of heading 58.06 made of wool or fine animal hair	2	2	171	171
58030090	Gauze, other than narrow fabrics of heading 58.06, other than made of cotton, man-made fibres, wool or fine animal hair	35 769	55 502	126 609	341 745
58041011	Tulles and other net fabrics made of silk, impregnated, coated, covered or laminated	2 897	8 397	22 375	181 701
58041019	Tulles and other net fabrics made of silk, not impregnated, coated, covered or laminated	123 446	386 674	1 451 287	4 127 424
58041021	Tulles and other net fabrics made of cotton, impregnated, coated, covered or laminated	993	8 873	35 480	149 633
58041029	Tulles and other net fabrics made of cotton, not impregnated, coated, covered or laminated	7 324	14 628	114 263	237 982
58041091	Tulles and other net fabrics other than made of silk or cotton, impregnated, coated, covered or laminated	8 032	20 493	56 476	145 137
58041099	Tulles and other net fabrics other than made of silk or cotton, not impregnated, coated, covered or laminated	83 407	240 391	1 271 335	3 816 108
58042110	Mechanically made lace made of man-made fibres, impregnated,	9 425	16 301	206 370	348 585
58042190	Mechanically made lace made of man-made fibres, not impregnated, coated, covered or laminated	27 059	100 790	746 023	2 737 702
58042910	Mechanically made lace made of other textile materials, impregnated, coated, covered or laminated	672	1 764	17 470	48 721
58042990	Mechanically made lace made of other textile materials, not impregnated, coated, covered or laminated	29 664	88 593	461 041	1 629 036
58043000	Handmade lace	1 233	4 851	25 307	83 532
58050010	Hand-woven tapestries and needle-worked tapestries (for exam petit point, cross stitch), won made up,of cotton	4	8	76	329
58050090	Hand-woven tapestries and needle-worked tapestries (for exam petit point, cross stitch), won made up,oth thn of cotton	1	18	49	332
58061010	Woven pile fabrics (including terry towelling and similar terry fabrics) and chenille fabrics made of silk	427	1 533	4 420	16 943
58061020	Woven pile fabrics (including terry towelling and similar terry fabrics) and chenille fabrics made of cotton	773	1 995	17 875	39 225

https://www.bps.go.id

I.3. IMPOR MENURUT KOMODITI / IMPORT BY HS COMMODITY

***** FEBRUARI / *FEBRUARY 2022* *****

H S	Uraian Komoditi/*Commodity Description*	Berat bersih/*Net weight* (Kg)		Nilai/*Value CIF* (US$)	
		Bulan ini *Current month*	Kumulatif *Cum. Jan. to date*	Bulan ini *Current month*	Kumulatif *Cum. Jan. to date*
58061090	Woven pile fabrics (incl terry towelling and similar terry fabrics) & chenille fabrics oth thn made of silk or cotton	56 248	198 665	660 832	2 069 462
58062010	Sports tape of a kind used to wrap sports equipment grips	1 544	4 581	29 227	81 380
58062090	Other sports tape of a kind used to wrap sports equipment grips	200 135	575 971	3 988 117	10 587 232
58063110	Narrow woven fabrics suitable for the manufacture of inked ribbons for typewriters or similar machines made of cotton	2 225	4 741	23 357	56 056
58063120	Backing of a kind used for electrical insulating paper made of cotton	1	2 602	6	22 228
58063130	Ribbons of a kind used for making slide fasteners and of a width not	1 703	2 520	47 407	76 572
58063190	Other woven fabrics made of cotton, other than HS 5806.31.10-30	21 478	62 542	341 003	989 212
58063210	Narrow woven fabrics suitable for the manufac of inked ribbons for typewriters similar machines,safety seat belt fabrics	35 924	46 891	263 405	387 497
58063240	Backing of a kind used for electrical insulating paper	0	21	0	253
58063250	Ribbons of a kind used for making slide fasteners and of a width not	2 861	12 518	71 798	207 769
58063290	Other Narrow woven fabrics made of man-made fibres, other than	144 128	460 308	1 850 165	5 607 832
58063910	Other woven fabrics made of silk	12	105	345	2 343
58063991	Backing of a kind used for electrical insulating paper of other textile materials, other than of silk	1 436	3 140	8 650	28 906
58063992	Narrow woven fabrics suitable for the manufacture of inked ribbons for typewriters or similar machines, of oth thn silk	1 572	3 031	82 631	154 180
58063993	Ribbons of a kind used for making slide fastener and of a width not exceeding 12 mm, other than silk	9	47	477	773
58063999	Other narrow woven fabrics, other than made of silk, other than HS 5806.39.91-93	45 100	69 514	621 794	1 160 327
58064000	Fabrics consisting of warp without weft assembled by means of an adhesive (bolducs)	1 073	4 278	5 711	104 915
58071000	Labels,badges&similar articles of textile materials,in the piece,in strips or cut to shape or size,not embroidered,woven	137 316	394 836	4 273 417	11 487 331
58079010	Labels,badges&similar articles of textile materials,in the piece,in strips/cut to shape/size,not embroidered,non woven	19 832	51 621	338 963	869 860
58079090	Labels,badges&similar articles textile materials,in piece,in strips/cut to shape/size,not embroidered,oth thn non woven	74 300	210 074	1 203 686	3 577 860
58081010	Braids in the piece, combined with rubber thread	4 430	15 375	88 876	287 905
58081090	Braids in the piece, not combined with rubber thread	15 427	26 737	212 349	525 637
58089010	Other braids in the piece, combined with rubber thread	2 253	23 581	29 645	294 109
58089090	Other braids in the piece, not combined with rubber thread	14 602	25 658	181 972	442 629
58090000	Woven fabrics metal thread&metallised yarn head 56.05,use apparel,furnish fabrics/similar purposes,unspecified/incl	1 605	1 606	44 498	44 517
58101000	Embroidery without visible ground	14	1 413	509	51 495
58109100	Other embroidery made of cotton	9 083	28 537	94 638	485 142
58109200	Other embroidery made of manmade fibres	26 769	47 711	963 301	1 457 429
58109900	Other embroidery made of other textile materials	1 384	2 347	25 203	53 937
58110090	Quilted textile prod in the piece compose one/more layers text materials head 5810 oth of wool/fine/coarse animal hair	20 432	64 828	349 087	719 667
59011000	Textile fabrics coated with gum or amylaceous substances, of a kind used for the outer covers of books or the like	207	259	4 937	6 925
59019020	Prepared painting canvas	14	14	293	293
59019090	Buckram and similar stiffened textile fabrics of a kind used for hat foundations.	7 804	20 280	68 086	170 015
59021011	Tyre cord fabric of chafer fabric, rubberised of nylon-6 yarn	319 890	490 840	2 218 864	3 371 737
59021019	Tyre cord fabric of chafer fabric, rubberised high tenacity yarn of nylon or oth polyamides,of other than nylon-6 yarn	27 849	102 967	265 535	863 478
59021091	Tyre cord fabric of high tenacity yarn of nylon or oth polyamides of other than chafer fabric,rubberised,of nylon-6 yarn	412 458	1 579 217	2 013 168	8 074 078
59021099	Tyre cord fabric of high tenacity yarn nylon/oth polyamides of oth	358 141	857 181	2 263 597	5 182 589
59022020	Tyre cord fabric of polyester, of chafer fabric, rubberised	229 967	353 712	857 322	1 363 187
59022099	Tyre cord fabric of polyester, of other than chafer fabric, rubberised, other than containing cotton	367 959	806 604	1 623 861	3 707 749
59029010	Tyre cord fabric of viscose rayon, of chafer fabric, rubberised	177	177	1 852	1 852
59029090	Tyre cord fabric of viscose rayon, of other than chafer fabric, rubberised	282	289	2 735	2 975

https://www.bps.go.id

I.3. IMPOR MENURUT KOMODITI / IMPORT BY HS COMMODITY

***** FEBRUARI / *FEBRUARY 2022* *****

H S	Uraian Komoditi/*Commodity Description*	Berat bersih/*Net weight* (Kg)		Nilai/*Value CIF* (US$)	
		Bulan ini *Current month*	Kumulatif *Cum. Jan. to date*	Bulan ini *Current month*	Kumulatif *Cum. Jan. to date*
59031010	Textile fabrics impregnated,coated,covered/laminated w/ poly(vinyl chloride),interlining,oth thn heading 59.02	82 137	214 691	973 219	2 691 431
59031090	Textile fabrics impregnated,coated,covered/laminated w/ poly(vinyl chloride),oth thn interlining,oth thn heading 59.02	144 266	733 281	1 288 899	3 854 451
59032000	Textile fabrics impregnated, coated, covered or laminated with polyurethane, other than those of heading 59.02	1 991 983	5 838 912	19 237 508	55 524 065
59039010	Canvas-type fabrics impregnated, coated, covered or laminated with nylon or other polyamides	68 436	120 359	1 349 436	2 066 142
59039090	Other than canvas-type fabrics impregnated, coated, covered or laminated with nylon or other polyamides	494 812	1 234 016	5 731 829	13 315 528
59041000	Linoleum, whether or not cut to shape	2 703	2 703	10 756	10 756
59049000	Floor coverings consisting of a coating or covering applied on a textile backing, whether or not cut to shape	4 477	4 992	45 268	49 512
59050090	Textile wall coverings of other than wool or fine or coarse animal	1 506	3 023	25 052	43 151
59061000	Adhesive tape of a width not exceeding 20 cm	54 829	149 485	912 672	2 582 269
59069100	Rubberised textile fabrics, knitted or crocheted, other than those of	56 397	108 265	320 180	764 211
59069910	Rubberised sheeting suitable for hospital use, other than those of heading 59.02	0	28	0	534
59069990	Other than rubberised sheeting suitable for hospital use, other than those of heading 59.02	89 893	614 131	716 082	3 394 036
59070010	Fabrics impregnated, coated or covered with oil or oilbased preparations	529	963	13 604	26 766
59070030	Fabrics impregnated, coated or covered with fire resistant substances	3 550	3 550	50 256	50 256
59070040	Fabrics impregnated, coated or covered with flock velvet, the entire surface of which is covered with textile flock	187 788	253 619	566 798	726 450
59070060	Fabrics impregnated, coated or covered with other substances	551	726	4 934	7 954
59070090	Textile fabrics impregnated,coate/cover,paint canvas theatrical scenery,studio backcloths/oth thn HS 59070010 - 59070090	1 407	8 483	15 394	95 123
59080010	Wicks, incandescent gas mantles	339	340	2 374	2 376
59080090	Other than wicks, incandescent gas mantles	12 190	12 265	218 141	218 310
59090010	Fire hoses	8 205	41 769	69 826	223 293
59090090	Textile hosepiping and similar textile tubing, w/wo lining, armour/accessories of other materials other than fire hoses	17 848	52 406	165 228	299 343
59100000	Transm/conveyor belts,of text material,won impregnated, coat, covered/laminate w/plastics,reinforced w/metal/oth material	61 659	201 828	1 421 064	2 866 531
59111000	Textile fabrics, felt & felt-lined woven for card clothing or technical	5 553	22 817	62 898	196 685
59112000	Bolting cloth, whether or not made up	67	236	835	16 207
59113100	Textile product and articles for technical used sub heading 5911.10 - 5911.20, weighing less than 650 g/m2	1 683	3 427	354 783	770 809
59113200	Textile product and articles for technical used sub heading 5911.10 -	41 819	74 792	1 829 470	3 288 291
59114000	Straining cloth of a kind used in oil presses or the like, including that of human hair	13 524	40 994	218 339	532 258
59119010	Textile product and articles for technical used other than sub heading 5911.10 - 5911.40, gaskets and seals	315	1 638	16 276	43 228
59119090	Textile product & articles for technical used oth thn sub heading 5911.10 - 5911.40,oth thn gaskets and seals	28 964	102 308	643 630	1 663 644
60011000	ìLong pileî fabrics	142 762	233 784	1 073 677	1 716 050
60012100	Looped pile fabrics of cotton	279 228	537 834	2 137 326	4 356 557
60012200	Looped pile fabrics of manmade fibres	247 487	466 546	1 969 022	3 754 931
60012900	Looped pile fabrics ff other textile materials	354 635	999 570	2 823 084	8 159 766
60019100	Pile fabrics, other than ìlong pileî fabrics and looped pile fabric, of cotton, knitted or crocheted	421 484	1 167 446	3 150 951	8 180 665
60019220	Pile fabrics of 100 % polyester staple fibres,width > 63.5 mm but< 76.2 mm,suit for use in the manufac of paint rollers	72 638	256 095	533 824	1 842 527
60019230	Pile fabrics,oth thnìlong pileîfabrics&looped pile,man-made fibre,contain elastomeric yarn/rubber thread knitt/crocheted	18 522	62 888	114 931	395 366
60019290	Pile fabrics, other than ìlong pileî fabrics and looped pile, of man-made fibre, other than HS 60019220 and 60019230	647 284	1 380 416	4 561 833	9 419 757

https://www.bps.go.id

I.3. IMPOR MENURUT KOMODITI / IMPORT BY HS COMMODITY

***** FEBRUARI / *FEBRUARY 2022* *****

H S	Uraian Komoditi/*Commodity Description*	Berat bersih/*Net weight* (Kg)		Nilai/*Value CIF* (US$)	
		Bulan ini *Current month*	Kumulatif *Cum. Jan. to date*	Bulan ini *Current month*	Kumulatif *Cum. Jan. to date*
60019911	Pile fabrics,oth thnìlong pileîfabrics&looped pile, unbleached, unmercerised,contain elastomeric yarn/rubber thread	21	21	138	138
60019919	Pile fabrics,oth thnìlong pileîfabrics&looped pile, unbleached, unmercerised,oth contain elastomeric yarn/rubber thread	6 805	16 739	148 264	281 326
60019990	Pile fabrics, other than ìlong pileî fabrics and looped pile, of other textile materials, bleached or mercerised	207	1 947	4 178	23 378
60024000	Knitt/crocheted fabrics width not excee 30 cm, containing by weight 5 % or more elastomeric yarn but not rubber thread	14 868	34 833	308 884	818 795
60029000	Knitted/crocheted fabrics of a width < 30 cm, containing by weight=> 5 % of elastomeric yarn&containing rubber thread	227 608	463 542	3 213 015	7 270 182
60031000	Knitted or crocheted fabrics of a width not exceeding 30 cm, oth thn heading 60.01 or 60.02. of wool or fine animal hair	19	19	82	82
60032000	Knitted or crocheted fabrics of a width not exceeding 30 cm, other than those of heading 60.01 or 60.02. of cotton	19 124	30 643	228 347	404 611
60033000	Knitted or crocheted fabrics of a width not exceeding 30 cm,oth thn those of heading 60.01 or 60.02. of synthetic fibres	16 801	45 043	244 630	699 328
60034000	Knitted or crocheted fabrics of a width not exceeding 30 cm, oth thn those of heading 60.01 or 60.02. Artificial fibres	6	6	261	261
60039000	Knitted or crocheted fabrics of a width not exceeding 30 cm,oth thn heading 60.01 or 60.02. oth thn HS 600310 - 600390	17 448	40 848	177 911	398 181
60041010	Knitt/crocheted fabrics,containing by weight 5 %-20%of elastomeric	2 119 761	5 487 345	12 356 286	31 761 994
60041090	Knitt/crocheted fabrics,oth contain weight 5 %-20%of elastomeric yarn,but not contain rubber thread,oth thn head 60.01	1 573 274	4 606 637	17 647 676	50 960 615
60049000	Knitt/crocheted fabrics width excee 30 cm,contain weight <5%of elastomeric yarn/contain rubber thread,oth thn head 60.01	341 113	715 129	4 326 020	9 147 037
60052100	Warp knit fabrics(incl those made on galloon knitt machines),oth thn headings 60.01 to 60.04 of cott,unbleached/bleached	57 456	184 591	860 594	2 735 687
60052200	Warp knit fabrics (incl those made on galloon knitting machines),oth thn headings 60.01 to 60.04 of cott, dyed	39 810	86 390	277 496	658 198
60052300	Warp knit fabrics(incl those made on galloon knit machines)oth thn headings 60.01 to 60.04, cott yarns different colours	16 187	51 903	209 760	588 723
60052400	Warp knit fabrics (incl galloon knitt machines), other than those of headings 60.01 to 60.04 of cotton, printed	10	10	269	269
60053500	Fabrics specified in Subheading Note 1 to this Chapter of synthetic fibres	233 032	478 465	1 300 027	2 686 825
60053690	Knitted swimwear fabrics of other synthetic fibres, unbleached or bleached	140 306	289 822	1 945 704	3 688 562
60053710	Knitted swimwear fabrics of polyester and polybutylene terephthalate in which polyester predominates by weight,dyed	55 342	119 843	1 030 837	1 892 777
60053790	Knitted swimwear fabrics of other synthetic fibres, dyed	343 439	978 271	4 261 539	13 151 370
60053810	Knitted swimwear fabrics of polyester and polybutylene terephthalate in which polyester predominates by weight	183	10 922	1 784	81 763
60053890	Knitted swimwear fabrics of other synthetic yarns of different colours	77 088	115 249	407 454	636 720
60053990	Knitted swimwear fabrics of other synthetic yarns, printed	17 496	79 152	258 387	693 467
60054200	Warp knit fabrics (inc those made on galloon knitt machines),oth thn headings 60.01 to 60.04,artificial fibres, dyed	35 182	68 085	418 719	809 552
60054300	Warp knit fabrics (incl made on galloon knitt machines),oth thn head 60.01 to 60.04,artificial fibres,yarns diff colours	2 667	7 661	27 740	82 422
60054400	Warp knit fabrics (incl those made on galloon knitt machines),oth thn headings 60.01 to 60.04,artificial fibres,printed	9	9	181	181
60059090	Warp knit fabrics (incl those made on galloon knitt machines),oth thn headings 60.01-60.04,oth thn wool/fine animal hair	53 942	123 248	428 387	1 167 171
60061000	Other knitted or crocheted fabrics of wool or fine animal hair	50 856	98 967	595 071	989 640
60062100	Other knitted or crocheted fabrics of cotton, unbleached or bleached	344 144	1 101 861	2 849 711	10 107 233
60062200	Other knitted or crocheted fabrics of cotton, dyed	3 211 068	8 489 766	26 162 437	69 032 129
60062300	Other knitted or crocheted fabrics, of cotton yarns of different colours	247 381	546 256	2 418 397	5 067 681
60062400	Other knitted or crocheted fabrics of cotton, printed	399 455	832 325	3 171 237	6 655 193

https://www.bps.go.id

I.3. IMPOR MENURUT KOMODITI / IMPORT BY HS COMMODITY

***** FEBRUARI / *FEBRUARY 2022* *****

H S	Uraian Komoditi/*Commodity Description*	Berat bersih/*Net weight* (Kg)		Nilai/*Value CIF* (US$)	
		Bulan ini *Current month*	Kumulatif *Cum. Jan. to date*	Bulan ini *Current month*	Kumulatif *Cum. Jan. to date*
60063110	Nylon fibre mesh of a kind used as backing material for mosaic tiles, unbleached or bleached	1 332	7 089	9 994	65 634
60063120	Other knitted or crocheted fabrics of elastic (combined with rubber threads) synthetic fibres, unbleached or bleached	119 303	284 708	1 630 239	3 725 938
60063190	Other knitted or crocheted fabrics of synthetic fibres, unbleached or bleached, other than HS 60063110 and 60063120	490 470	1 255 682	4 127 299	10 515 845
60063210	Nylon fibre mesh of a kind used as backing material for mosaic tiles, dyed	43 006	168 946	449 137	1 570 758
60063220	Other knitted or crocheted fabrics of elastic (combined with rubber threads) synthetic fibres, dyed	23 824	49 227	252 813	519 139
60063290	Other knitted or crocheted fabrics of synthetic fibres, dyed,oth thn HS 60063210 and 60063220	1 462 728	3 921 175	12 981 260	35 647 519
60063310	Other knitted or crocheted fabrics of elastic (combined with rubber threads) synthetic yarns of different colours	72 625	79 083	481 060	584 600
60063390	Oth knitt/crocheted fabrics synthetic yarns different colours,o.t	313 041	689 372	1 731 654	3 870 886
60063410	Other knitted or crocheted fabrics of elastic (combined with rubber threads) synthetic yarns, printed	53 169	190 915	388 252	1 529 368
60063490	Other knitted or crocheted fabrics of synthetic, printed, other than elastic (combined with rubber threads) yarns	1 170 255	2 291 460	2 958 066	6 099 453
60064110	Other knitted or crocheted fabrics of elastic (combined with rubber threads) artificial fibres, unbleached or bleached	425	425	4 549	4 549
60064190	Oth knitted/crocheted fabrics oth thn of elastic(combined w/rubber threads)artificial fibres, unbleached or bleached	345	57 951	4 122	364 910
60064210	Other knitted or crocheted fabrics of elastic (combined with rubber threads) artificial fibres, dyed	45 146	86 417	469 075	974 880
60064290	Other knitted or crocheted fabrics of artificial fibres, dyed, other than elastic (combined with rubber threads)	104 246	444 226	817 387	3 102 549
60064310	Oth knitt /crocheted fabrics elastic(combined w/rubber threads)artificial fibres,yarns diff colours	0	619	0	9 442
60064390	Oth knitt/crocheted fabrics artificial fibres,yarns diff colours, o.t elastic(combined w/rubber threads)	6 894	8 095	990 258	998 762
60064410	Other knitted or crocheted fabrics of elastic (combined with rubber threads) artificial fibres, printed	6 224	12 914	57 986	105 711
60064490	Other knitted or crocheted fabrics of artificial fibres, printed, other than elastic (combined with rubber threads)	9 243	19 879	153 552	328 365
60069000	Other knitted or crocheted fabrics of other material	1 688 015	3 897 108	12 171 544	28 228 300
61012000	Men/boys' over/car-coat,cape,wind-cheater/jacket & similar,knitted/crocheted,oth heading 61.03,of cotton	4 215	5 645	129 964	178 748
61013000	Men/boys' over/car-coat,cape,wind-cheater/jacket & similar,knitted/crocheted,oth heading 61.03,of man-made fibres	1 460	6 984	57 014	261 225
61019000	Men/boys' over/car-coat,cape,wind-cheater/jacket &	145	263	6 699	12 810
61021000	Women/girl over/car-coat,cape,wind-cheater/jacket &similar, knitted/crocheted,oth heading 61.04,of wool/fine animal hair	22	27	9 605	9 780
61022000	Women/girl over/car-coat,cape,wind-cheater/jacket &similar,knitted/crocheted,oth heading 61.04,of cotton	1 483	8 211	36 087	164 977
61023000	Women/girl over/car-coat,cape,wind-cheater/jacket &similar, knitted/crocheted,oth heading 61.04,of man-made fibres	5 005	8 530	149 996	267 232
61029000	Women/girl over/car-coat,cape,wind-cheater/jacket &similar, knitted/crocheted,oth heading 61.04,of oth textile material	237	322	34 686	41 010
61031000	Menís/boysí suits, knitted/crocheted	56	255	13 631	17 765
61032200	Menís/boysí ensembles knitted/crocheted, of cotton	960	984	17 878	18 241
61032300	Menís/boysí ensembles knitted/crocheted,of synthetic fibres	21	29	1 173	1 319
61032900	Menís/boysí ensembles knitted/crocheted,of other textilematerials	66	166	2 544	5 788
61033100	Menís/boysí jackets & blazers,knitted/crocheted, of wool/fine animal hair	82	107	17 448	19 179
61033200	Menís/boysí jackets & blazers,knitted/crocheted, of cotton	1 491	1 617	57 688	65 198
61033300	Menís/boysí jackets & blazers,knitted/crocheted,of synteticfibres	1 261	5 493	37 937	159 062
61033910	Menís/boysí jackets & blazers,knitted/crocheted, of ramie,linen or	1	1	39	39
61033990	Menís/boysí jacket&blazer,knitted/crocheted,of oth materialpos head 6103.	21	240	1 078	6 664

https://www.bps.go.id

I.3. IMPOR MENURUT KOMODITI / IMPORT BY HS COMMODITY

***** FEBRUARI / *FEBRUARY 2022* *****

H S	Uraian Komoditi/*Commodity Description*	Berat bersih/*Net weight* (Kg)		Nilai/*Value CIF* (US$)	
		Bulan ini *Current month*	Kumulatif *Cum. Jan. to date*	Bulan ini *Current month*	Kumulatif *Cum. Jan. to date*
61034100	Men's/boys' trouser,bib & brace overall,breeche & short,knitted/crocheted,of wool/fine animal hair	120	194	26 270	29 611
61034200	Men's/boys' trouser,bib & brace overall,breeche & short,knitted/crocheted,of cotton	26 119	38 743	661 549	994 935
61034300	Men's/boys' trouser,bib & brace overall,breeche & short,knitted/crocheted,of synthetic fibres	11 709	19 039	427 643	666 066
61034900	Men's/boys' trouser,bib & brace overall,breeche & short,knitted/crocheted,of other textile materials	442	1 066	13 243	26 009
61041300	Womenís or girlsí suits,knitted or crocheted, of syntheticfibres	5	202	187	3 053
61041920	Womenís or girlsí suits,knitted or crocheted, of cotton	10	677	279	10 203
61041990	Womenís or girlsí suits,knitted/crocheted,of other textilematerials	208	289	4 542	6 723
61042200	Womenís/girlsí ensembles,knitted or crocheted, of cotton	1 270	1 291	26 107	26 981
61042300	Womenís/girlsí ensembles,knitted or crocheted, of syntheticfibres	12	50	85	1 614
61042900	Womenís/girlsí ensembles,knitted or crocheted, of othertextile materials	11	18	490	674
61043100	Womenís/girlsí jackets & blazers,knitted or crocheted, of wool or fine animal hair	12	15	4 666	5 661
61043200	Womenís/girlsí jackets & blazers,knitted or crocheted, of cotton	355	406	25 801	46 423
61043300	Womenís/girlsí jackets & blazers,knitted or crocheted, of synthetic fibres	1 157	1 546	33 351	59 745
61043900	Womenís/girlsí jackets & blazers,knitted or crocheted, of other textile materials	53	258	3 167	11 766
61044100	Womenís/girlsí dresses,knitted or crocheted,of wool or fine animal hair	50	112	18 675	29 670
61044200	Womenís/girlsí dresses,knitted or crocheted, of cotton	15 910	29 687	454 737	791 713
61044300	Womenís/girlsí dresses,knitted or crocheted, of syntheticfibres	5 497	10 109	156 938	297 285
61044400	Womenís/girlsí dresses,knitted or crocheted, of artificial fibres	1 217	3 322	61 645	136 778
61044900	Womenís/girlsí dresses,knitted or crocheted, of other textile materials	190	336	14 672	25 108
61045100	Womenís/girlsí skrits & devided skrits,knitted/crocheted, of wool or fine animal hair	17	45	4 511	10 944
61045200	Womenís/girlsí skrits & devided skrits,knitted/crocheted, of cotton	4 192	4 427	118 353	129 773
61045300	Womenís/girlsí skrits & devided skrits,knitted/crocheted, of	1 597	2 882	41 894	81 323
61045900	Womenís/girlsí skrits & devided skrits,knitted/crocheted, of other textile materials	181	448	12 539	26 332
61046100	Womenís/girlsí trouser,bib & brace overall,breeches& short,knitted/crocheted,of wool or fine animal hair	10	26	5 190	5 975
61046200	Womenís/girlsí trouser,bib & brace overall,breeches& short,knitted/crocheted,of cotton	45 230	58 600	1 084 420	1 400 797
61046300	Womenís/girlsí trouser,bib & brace overall,breeches& short,knitted/crocheted,of synthetic fibres	14 688	31 468	408 705	941 167
61046900	Womenís/girlsí trouser,bib & brace overall,breeches& short,knitted/crocheted,of other textile materials	4 765	10 047	132 311	291 117
61051000	Menís or boysí shirts, knitted or crocheted, of cotton	57 634	72 283	1 926 093	2 484 902
61052010	Menís or boysí shirts, knitted or crocheted, of syntheticfibres	6 516	12 254	270 473	549 132
61052020	Menís or boysí shirts, knitted or crocheted, of artificialfibres	140	157	1 478	2 079
61059000	Menís or boysí shirts, knitted or crocheted, of othertextile materials	5 788	11 478	152 503	196 794
61061000	Womenís or girlsí blouses, shirts & shirt-blouses, knitted/crocheted, of cotton	3 818	16 146	125 073	255 099
61062000	Womenís or girlsí blouses, shirts & shirt-blouses, knitted/crocheted, of man-made fibres	3 790	6 331	121 675	223 847
61069000	Womenís or girlsí blouses, shirts & shirt-blouses, knitted/crocheted, of other textile materials	1 427	1 663	56 051	67 917
61071100	Menís or boysí underpants and briefs, knitted or crocheted,of	21 562	45 669	306 324	525 325
61071200	Menís or boysí underpants and briefs, knitted or crocheted,of man-made fibres	21 043	49 922	116 324	240 638
61071900	Menís or boysí underpants and briefs, knitted or crocheted,of other textile materials	85 310	168 136	183 442	408 122
61072100	Menís or boysí nightshirts & pyjamas,knitted or crocheted,of cotton	2 057	2 523	49 513	59 553
61072200	Menís or boysí nightshirts & pyjamas,knitted or crocheted,of man-made fibres	410	463	7 798	9 115

https://www.bps.go.id

I.3. IMPOR MENURUT KOMODITI / IMPORT BY HS COMMODITY

***** FEBRUARI / *FEBRUARY 2022* *****

H S	Uraian Komoditi/*Commodity Description*	Berat bersih/*Net weight* (Kg)		Nilai/*Value CIF* (US$)	
		Bulan ini *Current month*	Kumulatif *Cum. Jan. to date*	Bulan ini *Current month*	Kumulatif *Cum. Jan. to date*
61072900	Menís or boysí nightshirts & pyjamas,knitted or crocheted,of other textile materials	15	21	323	517
61079100	Menís or boysí bathrobes,dressing gowns & similar articles,knitted or crocheted, of cotton	3	11 105	108	25 033
61079900	Menís or boysí bathrobes,dressing gowns & similar articles,knitted or crocheted, of other textile materials	127	147	4 510	4 905
61081100	Womenís or girlsí slips and petticoats,knitted/crocheted,of man-	32	33	1 079	1 089
61081920	Womenís or girlsí slips and petticoats,knitted/crocheted,of wool or fine animal hair	34	70	1 606	2 837
61081930	Womenís or girlsí slips and petticoats,knitted/crocheted,of cotton	4	4	101	101
61081990	Womenís or girlsí slips and petticoats,knitted/crocheted,of other textile materials	38	3 850	585	4 910
61082100	Womenís or girlsí briefs and panties,knitted/crocheted,of cotton	213 220	298 191	1 316 263	1 590 784
61082200	Womenís or girlsí briefs and panties,knitted/crocheted,of man-made fibres	73 341	131 442	985 117	1 382 850
61082900	Womenís or girlsí briefs and panties,knitted/crocheted,of other textile materials	59 475	81 100	99 601	159 581
61083100	Womenís or girlsí nightdresses & pyjamas,knitted/crocheted,of cotton	6 497	17 980	122 538	191 968
61083200	Womenís or girlsí nightdresses & pyjamas,knitted/crocheted,of man-made fibres	3 132	4 029	83 167	116 979
61083900	Womenís or girlsí nightdresses & pyjamas,knitted/crocheted,of other textile materials	14	27	108	401
61089100	Womenís/girlsí negligees,bathrobe,dressing gown & similararticles,knitted/crocheted,of cotton	61	564	978	9 479
61089200	Womenís/girlsí negligees,bathrobe,dressing gown & similararticles,knitted/crocheted, of man-made fibres	92	278	4 374	10 401
61089900	Womenís/girlsí negligees,bathrobe,dressing gown & similararticles,knitted/crocheted,of other textile materials	5 159	5 549	13 503	14 624
61091010	T-shirts,singlets and other vests,knitted or crocheted,ofcotton, for men or boys	115 735	178 818	3 158 867	5 210 926
61091020	T-shirts,singlets and other vests,knitted or crocheted,ofcotton, for women or girls	71 843	113 596	1 990 265	3 056 506
61099010	T-shirts,singlets and other vests,knitted or crocheted, formen or boys, of ramie, linen or silk	61	302	724	9 910
61099020	T-shirts,singlets and other vests,knitted or crocheted, formen or boys, of other textile materials	11 858	24 211	344 685	788 791
61099030	T-shirts,singlets and other vests,knitted or crocheted, forwomen or girls, of other textile materials	30 947	51 192	784 730	1 316 113
61101100	Jerseys,pullovers,cardigans,waistcoats & similar articles,knitted or crocheted, of wool	398	825	72 483	150 671
61101200	Jerseys,pullovers,cardigans,waistcoats & similar articles,knitted or crocheted, of Kashmir (cashmere) goats	103	145	59 844	79 110
61101900	Jerseys,pullovers,cardigans,waistcoats & similar articles,knitted or crocheted, of other fine animal hair	13	49	2 080	3 535
61102000	Jerseys,pullovers,cardigans,waistcoats & similar articles,of cotton	76 855	122 275	2 214 493	3 639 881
61103000	Jerseys,pullovers,cardigans,waistcoats & similar articles,of man-made fibres	27 619	55 327	862 560	1 840 681
61109000	Jerseys,pullovers,cardigans,waistcoats & similar articles,of other textile materials	596	6 442	60 240	146 242
61112000	Babiesí garments and clothing accessories, knitted orcrocheted, of cotton	37 850	47 882	937 069	1 251 818
61113000	Babiesí garments and clothing accessories, knitted orcrocheted, of synthetic fibres	2 131	3 226	51 434	87 905
61119010	Babiesí garments and clothing accessories, knitted orcrocheted, of wool or fine animal hair	26	68	333	1 235
61119090	Babiesí garments and clothing accessories, knitted orcrocheted, of other textile materials	52	96	1 293	3 053
61121100	Track suits, knitted or crocheted, of cotton	161	168	7 030	8 059
61121200	Track suits, knitted or crocheted, of synthetic fibres	77	268	4 269	9 985

https://www.bps.go.id

I.3. IMPOR MENURUT KOMODITI / IMPORT BY HS COMMODITY

***** FEBRUARI / *FEBRUARY 2022* *****

H S	Uraian Komoditi/*Commodity Description*	Berat bersih/*Net weight* (Kg)		Nilai/*Value CIF* (US$)	
		Bulan ini *Current month*	Kumulatif *Cum. Jan. to date*	Bulan ini *Current month*	Kumulatif *Cum. Jan. to date*
61121900	Track suits,knitted or crocheted,of other textile materials	3	11	362	421
61122000	Ski suits, knitted or crocheted	3	3	3	3
61123100	Menís or boysí swimwear, knitted or crocheted, of synthetic fibres	2 782	3 222	129 168	139 680
61123900	Menís or boysí swimwear, knitted or crocheted, of othertextile materials	13	42	90	498
61124110	Mastectomy Swimwear (post breast surgery swimwear), ofsynthetic fibres	0	11	0	200
61124190	Other womenís or girlsí swimwear, of synthetic fibres	4 677	7 314	136 939	317 490
61124910	Mastectomy Swimwear (post breast surgery swimwear), ofother textile materials	0	5	0	321
61124990	Other womenís or girlsí swimwear,of other textile materials	24	49	282	979
61130010	Diversí suit (wetsuit),made up of knitted/crocheted fabricsof heading 59.03, 59.06 or 59.07	249	403	3 385	5 460
61130040	Other protective work garments,made up of knitted/crochetedfabrics of heading 59.03, 59.06 or 59.07	0	52	0	5 216
61130090	Other garments, made up of knitted or crocheted fabrics ofheading 59.03, 59.06 or 59.07	419	1 227	8 113	36 169
61142000	Other garments, knitted or crocheted, of cotton	366	2 476	9 509	76 554
61143020	Garments used for protection from fire of man-made fibres,knitted	33	75	350	2 440
61143090	Other garments, knitted or crocheted, of man-made fibres	20 591	26 644	234 870	382 762
61149010	Other garments, knitted or crocheted,of wool or fine animal hair	3	4	314	319
61149090	Other garments,knitted/crocheted,of other textile materials(excl. wool or fine animal hair)	471	973	74 999	84 904
61151010	Stockings for varicose veins, of synthetic fibres, knittedor crocheted	1	2	62	67
61151090	Oth graduated compression hosiery,exc stockingsfor varicoseveins, of synthetic fibres, knitted or crocheted	50 262	60 242	82 483	131 517
61152100	Other panty hose and tights,knitted/crocheted,of syntheticfibres,measuring per single yarn less than 67 decitex	0	118	0	4 968
61152200	Other panty hose and tights,knitted/crocheted,of syntheticfibres, measuring per single yarn 67 decitex or more	1 015	2 312	58 178	124 676
61152910	Other panty hose and tights, knitted.crocheted, of cotton	90	13 214	3 694	45 690
61152990	Other panty hose and tights,knitted/crocheted, of othertextile material (excl. cotton)	7 170	7 449	21 253	32 112
61153010	Oth women full-length/knee-length hosiery, knitted/crochete, measuring persingle yarn < 67 decitex,of cotton	0	1	0	17
61153090	Oth women full-length/knee-length	2	3	255	260
61159400	Footwear without applied soles , knitted/crocheted of wool or fine animal hair	10	17	855	1 027
61159500	Footwear without applied soles,knitted/crocheted of	21 916	45 505	489 398	621 842
61159600	Footwear without applied soles , knitted/crocheted of synthetic fibres	56 229	139 613	244 552	515 680
61159900	Footwear without applied soles , knitted/crocheted of oth textile materials	8 187	8 308	22 729	25 454
61161010	Divers' gloves,knitted or crocheted, Impregnated,coated or covered with plastics or rubber	0	1 482	0	7 490
61161090	Other gloves, mittens and mitts, knitted or crocheted,impregnated, coated or covered with plastics or rubber	29 171	62 113	296 325	658 628
61169100	Glove,mitten&mitt,knitted/crocheted,not impregnated & coated/covered with plastics or rubber, of wool/fine animal hair	0	3	0	29
61169200	Glove,mitten&mitt,knitted/crocheted,not impregnated & coated/covered with plastics or rubber, of cotton	74	188	895	1 939
61169300	Glove,mitten&mitt,knitted/crocheted,not impregnated & coated/covered with plastics or rubber, of synthetic fibres	12 861	32 805	50 888	171 320
61169900	Glove,mitten&mitt,knitted/crocheted,not impregnated & coated/covered with plastics or rubber, of textile materials	129	462	1 687	15 584
61171010	Shawls,scarves,mufflers,mantillas,veils & the like,knitted/crocheted, of cotton	4 798	22 742	34 031	204 116
61171090	Shawls,scarves,mufflers,mantillas,veils & the like,knitted/crocheted, of other textile materials	15 038	23 639	182 874	301 357
61178011	Ties,bow ties & cravats, knitted/crocheted,of wool or fine animal	4	4	49	49

https://www.bps.go.id

I.3. IMPOR MENURUT KOMODITI / IMPORT BY HS COMMODITY

***** FEBRUARI / *FEBRUARY 2022* *****

H S	Uraian Komoditi/*Commodity Description*	Berat bersih/*Net weight* (Kg)		Nilai/*Value CIF* (US$)	
		Bulan ini *Current month*	Kumulatif *Cum. Jan. to date*	Bulan ini *Current month*	Kumulatif *Cum. Jan. to date*
61178019	Ties,bow ties & cravats, knitted/crocheted,of other textilematerials	1 739	1 945	63 467	68 050
61178020	Wrist bands, knee bands or ankle bands, knitted/crocheted	809	1 873	11 743	25 671
61178090	Other made up clothing accessories, knitted or crocheted	18 663	32 727	334 983	637 011
61179000	Parts of garments or of clothing accessories,knitted or crocheted	189 600	445 642	1 912 726	4 383 427
62011100	Men/boysí overcoat,raincoat,car-coat,cape,cloak & similararticles, oth those of heading 62.03,of wool/fine animal hair	41	307	4 604	9 434
62011200	Men/boysí overcoat,raincoat,car-coat,cape,cloak & similararticles,oth those of heading 62.03, of cotton	60	82	5 787	7 114
62011300	Men/boysí overcoat,raincoat,car-coat,cape,cloak & similararticles,oth those of heading 62.03, of man-made fibres	643	783	18 638	25 394
62011910	Men/boysí overcoat,raincoat,car-coat,cape,cloak & similararticles,oth those of heading 62.03, of silk	1	1	77	77
62011990	Men/boysí overcoat,raincoat,car-coat,cape,cloak & similararticles,oth those of heading 62.03,of oth textile material	113	129	9 473	9 966
62019100	Men/boysí anorak (incl ski-jacket),wind-cheater,wind-jacket& similar articles,oth head 62.03, of wool/fine hair animal	4	166	3 624	13 871
62019200	Men/boysí anorak (incl ski-jacket),wind-cheater,wind-jacket& similar articles,oth head 62.03, of cotton	2 559	6 896	89 603	241 817
62019300	Men/boysí anorak (incl ski-jacket),wind-cheater,wind-jacket& similar articles,oth head 62.03, of man-made fibres	12 606	22 338	457 466	866 915
62019920	Men/boysí anorak (incl ski-jacket),wind-cheater,wind-jacket& similar articles,oth head 62.03, of ramie	1	1	133	133
62019990	Men/boysí anorak (incl ski-jacket),wind-cheater,wind-jacket& similar articles,oth head 62.03,of other textile material	132	232	3 509	6 878
62021100	Women/girlsí overcoat,raincoat,car-coat,cape, cloak & similar articles,oth those of heading 62.04,of wool/fine animal hair	74	223	22 850	35 170
62021200	Women/girlsí overcoat,raincoat,car-	221	468	32 589	43 794
62021300	Women/girlsí overcoat,raincoat,car-coat, cape, cloak & similar articles,oth those of heading 62.04, of man-made fibres	1 792	10 268	95 860	171 531
62021910	Women/girlsí overcoat,raincoat,car-coat,cape,cloak&similararticles,oth those of heading 62.04, of silk	3	5	1 225	3 983
62021990	Women/girlsí overcoat,raincoat,car-coat, cape, cloak & similar articles,oth those of heading 62.04,of oth textile material	54	116	1 201	2 512
62029100	Women/girlsí anorak (incl ski-jacket),wind-cheater&jacket,& similar article,oth head 62.04,of wool/fine hair animals	16	42	1 388	3 443
62029200	Women/girlsí anorak (incl ski-jacket),wind-cheater&jacket,& similar articles,oth head 62.04, of cotton	2 417	4 857	80 825	159 993
62029300	Women/girlsí anorak (incl ski-jacket),wind-cheater&jacket,& similar articles,oth head 62.04, of man-made fibres	3 861	8 254	156 359	371 663
62029910	Women/girlsí anorak (incl ski-jacket),wind-cheater&jacket,& similar articles,oth head 62.04, of silk	0	4	0	2 844
62029990	Women/girlsí anorak (incl ski-jacket),wind-cheater&jacket,& similar articles,oth head 62.04,of other textile material	1 396	1 437	9 030	10 984
62031100	Menís or boysí suits, of wool or fine animal hair	50	82	11 504	11 735
62031200	Menís or boysí suits, of synthetic fibres	22	42	377	863
62031911	Menís or boysí suits, of cotton, printed by traditional batik process	2	2	281	281
62031919	Menís or boysí suits,of cotton, not printed by traditional batik process	45	139	562	2 743
62031921	Menís or boysí suits, of silk, printed by traditional batik process	0	1	0	117
62031929	Menís or boysí suits,of silk, not printed by traditional batik process	14	47	823	1 859
62031990	Menís or boysí suits,of other textile material (exc. cotton& silk)	288	345	7 246	7 899
62032210	Menís or boysí ensemble, of cotton, printed by traditional batik process	4	4	46	46
62032290	Menís or boysí ensemble, of cotton, not printed by traditional batik process	0	1	0	198
62032300	Menís or boysí ensemble, of synthetic fibres	0	10	0	134
62032990	Menís or boysí ensemble, of other textile materials exc. wool or fine animal hair	920	927	23 613	23 762
62033100	Menís or boysí jackets & blazers, of wool/fine animal hair	104	179	28 784	34 930
62033290	Menís or boysí jackets & blazers, of cotton,not printed by traditional batik process	3 506	7 100	146 460	258 806

https://www.bps.go.id

I.3. IMPOR MENURUT KOMODITI / IMPORT BY HS COMMODITY

***** FEBRUARI / *FEBRUARY 2022* *****

H S	Uraian Komoditi/*Commodity Description*	Berat bersih/*Net weight* (Kg)		Nilai/*Value CIF* (US$)	
		Bulan ini *Current month*	Kumulatif *Cum. Jan. to date*	Bulan ini *Current month*	Kumulatif *Cum. Jan. to date*
62033300	Menís or boysí jackets & blazers, of synthetic fibres	927	2 209	29 628	68 872
62033900	Menís or boysí jackets & blazers,of other textile materialsexc.wool/fine animal hair,cotton&synthetic fibres	606	1 502	20 454	50 196
62034100	Menís or boysí trouser,bib & brace overall,breeche & short(oth swimwear) of wool/fine animal hair	57	157	12 604	19 254
62034210	Menís or boysí bibs & brace overalls, of cotton	28	34	359	1 101
62034290	Menís or boysí trousers, breeches & shorts (oth swimwear),of cotton	137 398	261 751	3 040 565	5 776 205
62034300	Menís or boysí trouser,bib & brace overall,breeche & shorts(oth swimwear), of synthetic fibres	24 643	36 771	806 503	1 146 439
62034910	Menís or boysí trouser,bib & brace overall,breeche & shorts(oth swimwear), of silk	10	11	1 564	1 609
62034990	Menís or boysí trouser,bib & brace overall,breeche & shorts(oth swimwear) of other textile materials except silk	3 906	6 020	132 919	175 923
62041100	Womenís or girlsí suits, of wool or fine animal hair	5	1 227	188	1 692
62041210	Womenís or girlsí suits, of cotton, printed by traditional batik process	1	2	182	344
62041290	Womenís or girlsí suits, of cotton, not printed bytraditional batik process	67	252	1 676	6 841
62041300	Womenís or girlsí suits, of synthetic fibres	7	44	346	1 506
62041911	Womenís or girlsí suits, of silk, printed by traditional batik process	1	6	273	1 068
62041919	Womenís or girlsí suits, of silk,not printed by traditional batik process	1	5	17	277
62041990	Womenís or girlsí suits, of other textile materials exceptsilk	208	273	4 048	5 566
62042100	Womenís or girlsí ensembles, of wool or fine animal hair	5	5	2 815	2 815
62042210	Womenís or girlsí ensembles, of cotton, printed by traditional batik process	4	13	168	441
62042290	Womenís or girlsí ensembles,of cottons, not printed by traditional batik process	86	87	3 104	3 106
62042300	Womenís or girlsí ensembles, of synthetic fibres	123	127	4 786	5 029
62042990	Womenís or girlsí ensembles, of other textile material sexcept silk	52	70	2 383	3 004
62043100	Womenís or girlsí jackets and blazers,of wool/fine animal hair	86	246	24 621	46 699
62043290	Womenís or girlsí jackets and blazers,of cotton,not printed by traditional batik process	2 794	6 984	157 314	326 814
62043300	Womenís or girlsí jackets and blazers,of synthetic fibres	4 212	14 139	168 327	534 680
62043919	Womenís or girlsí jackets and blazers,of silk,not printed by traditional batik process	730	869	36 879	47 117
62043990	Womenís or girlsí jackets and blazers,of other textile materials except silk	2 270	2 880	101 175	141 017
62044100	Womenís or girlsí dresses, of wool or fine animal hair	20	78	9 960	35 666
62044210	Womenís or girlsí dresses, of cotton,printed by traditional batik process	5	5	165	165
62044290	Womenís or girlsí dresses, of cotton, not printed by traditional batik process	15 786	23 576	562 957	892 181
62044300	Womenís or girlsí dresses, of synthetic fibres	10 487	20 609	343 521	703 455
62044400	Womenís or girlsí dresses, of artifisial fibres	19 495	29 679	647 444	1 045 024
62044910	Womenís or girlsí dresses,of other textile material,printed by traditional batik process	33	208	1 521	6 752
62044990	Womenís or girlsí dresses, of other textile material, notprinted by traditional batik process	1 510	2 700	66 859	130 440
62045100	Womenís or girlsí skirts & divided skirts,of wool or fine animal hair	36	132	12 790	30 423
62045210	Womenís or girlsí skirts and divided skirts, of cotton,printed by traditional batik process	0	1	0	9
62045290	Womenís or girlsí skirts and divided skirts, of cotton, notprinted by traditional batik process	5 191	6 465	190 263	237 321
62045300	Womenís or girlsí skirts and divided skirts,of syntheticfibres	6 058	14 396	210 244	508 034
62045990	Womenís or girlsí skirts and divided skirts,of oth textilematerials,not printed by traditional batik process	1 695	2 620	68 667	115 041
62046100	Womenís/girlsí trouser,bib & brace overall,breeche & short,(oth swimwear), of wool or fine animal hair	71	161	9 302	22 870

https://www.bps.go.id

I.3. IMPOR MENURUT KOMODITI / IMPORT BY HS COMMODITY

***** FEBRUARI / *FEBRUARY 2022* *****

H S	Uraian Komoditi/*Commodity Description*	Berat bersih/*Net weight* (Kg)		Nilai/*Value CIF* (US$)	
		Bulan ini *Current month*	Kumulatif *Cum. Jan. to date*	Bulan ini *Current month*	Kumulatif *Cum. Jan. to date*
62046200	Womenís/girlsí trouser,bib & brace overall,breeche & short,(oth swimwear), of cotton	81 438	142 512	1 972 739	3 768 297
62046300	Womenís/girlsí trouser,bib & brace overall,breeche & short,(oth swimwear), of synthetic fibres	21 414	40 812	663 322	1 359 171
62046900	Womenís/girlsí trouser,bib & brace overall,breeche & short,(oth swimwear), of other textile materials	11 411	15 662	390 236	567 900
62052010	Menís or boysí shirts, of cotton, printed by traditional batik process	49	88	3 691	5 702
62052090	Menís or boysí shirts,of cotton,not printed by traditional batik process or barong tagalog	63 473	89 883	2 117 140	3 085 996
62053010	Menís or boysí shirts, of man-made fibres, barong tagalog	0	1	0	54
62053090	Menís or boysí shirts, of man-made fibres,other than barong tagalog	7 052	12 172	260 527	419 868
62059010	Menís or boysí shirts, of wool or fine animal hair	1	2	76	445
62059091	Menís/boysí shirts,of oth textile materials exc wool/fineanimal hair, printed by traditional batik process	18	33	657	1 156
62059092	Menís/boysí shirts,of oth textile materials exc wool/fineanimal hair,barong tagalog	0	2	0	51
62059099	Men/boy shirt,of oth textile material exc wool/fine animalhair,not printed by traditional batik process/barong tagalog	10 584	13 493	369 522	491 273
62061010	Womenís or girlsí blouses,shirts and shirt-blouses,of silk/silk waste, printed by traditional batik process	1	1	642	642
62061090	Womenís or girlsí blouses,shirts and shirt-blouses,of silk/silk waste,not printed by traditional batik process	241	581	54 008	81 006
62062000	Womenís or girlsí blouses,shirts and shirt-blouses,of woolor fine animal hair	0	3	0	2 515
62063010	Womenís or girlsí blouses,shirts & shirt-blouses,of cotton,printed by traditional batik process	0	4	0	10
62063090	Womenís or girlsí blouses,shirts & shirt-blouses,of cotton,not printed by traditional batik process	48 351	67 709	1 554 386	2 254 778
62064000	Womenís or girlsí blouses,shirts & shirt-blouses,of man-made fibres	32 127	61 836	1 197 632	2 365 017
62069000	Womenís or girlsí blouses,shirts & shirt-blouses,of othertextile materials	4 596	13 484	163 547	491 438
62071100	Menís or boysí underpants and briefs, of cotton	3 770	3 792	106 790	107 291
62071900	Menís or boysí underpants and briefs, of other textile materials	29	33	471	801
62072190	Menís or boysí nightshirts and pyjamas, of cotton, notprinted by traditional batik process	147	163	5 149	5 567
62072200	Menís or boysí nightshirts and pyjamas, of man-madefibres	74	76	1 929	1 968
62072990	Menís or boysí nightshirt & pyjamas,of oth textile materialexc silk/cotton/man-made fibres	24	26	139	441
62079100	Menís or boysí singlet & oth vest,bathrobe,dressing gown &similar articles, of cotton	8	23	199	409
62079910	Menís or boysí singlet & oth vest,bathrobe,dressing gown &similar articles, of man-made fibres	1	1	64	64
62079990	Men/boy singlet&oth vest,bathrobe,dressing gown&similar,of oth textile materials exc cotton/silk/man-made fibres	17	1 182	564	4 979
62081100	Womenís or girlsí slips and petticoats, of man-made fibres	3	5	1 160	1 165
62081900	Womenís or girlsí slips and petticoats, of other textilematerials	11	17	272	349
62082110	Womenís or girlsí nightdresses & pyjamas,of cotton,printedby traditional batik process	0	1	0	36
62082190	Womenís or girlsí nightdresses & pyjamas,of cotton, notprinted by traditional batik process	70	218	3 341	9 406
62082200	Womenís or girlsí nightdresses and pyjamas,of man-madefibres	1 077	1 802	29 459	108 119
62082910	Womenís or girlsí nightdresses and pyjamas,of other textilematerials, printed by traditional batik process	0	1	0	40
62082990	Womenís or girlsí nightdresses and pyjamas,of other textilematerials,not printed by traditional batik process	44	68	15 035	16 917
62089190	Women/girl singlet&oth vest,brief,panty,negligee,bathrobe, &similar,of cotton,not printed by traditional batik process	244	302	4 662	6 639
62089290	Women/girl singlet&oth vest,brief,panty,negligee,bathrobe, &similar,of man-made fibres,not printed by traditional batik	33	164	2 213	6 839

https://www.bps.go.id

I.3. IMPOR MENURUT KOMODITI / IMPORT BY HS COMMODITY

***** FEBRUARI / *FEBRUARY 2022* *****

H S	Uraian Komoditi/*Commodity Description*	Berat bersih/*Net weight* (Kg)		Nilai/*Value CIF* (US$)	
		Bulan ini *Current month*	Kumulatif *Cum. Jan. to date*	Bulan ini *Current month*	Kumulatif *Cum. Jan. to date*
62089990	Women/girl singlet&oth vest,brief,panty,negligee,bathrobe, &similar,of oth textile materials exc wool/fine animal hair	68	97	302	508
62092030	Babies's t-shirts, shirts, pyjamas and similar articles, ofcotton	680	1 037	14 880	37 556
62092040	Babies's suits, pants and similar articles, of cotton	3 872	4 463	72 891	96 898
62092090	Other babies's garment & clothing accessories (exc t-shirt,shirt,pyjama,suit,pant&similar articles),of cotton	1 726	2 727	52 194	104 805
62093010	Babies's suits, pants and similar articles, of synthetic fibres	225	230	6 007	6 022
62093030	Babies's t-shirts, shirts, pyjamas and similar articles, ofsynthetic fibres	36	40	386	398
62093040	Babies's clothing accessories of synthetic fibres	0	1	0	10
62093090	Other babies's garment & clothing accessories (exc t-shirt,shirt,pyjama,suit,pant&similar articles),of synthetic fibres	187	213	3 073	3 581
62099000	Babiesí garments and clothing accessories, of other textile materials	182	356	8 438	21 115
62101011	Garments used for protection from chemical substances, radiation or fire, of fabrics of heading 56.02 or 56.03	498	498	19 217	19 217
62101019	Other protective work garment (exc used for protection fromchemical substance,radiation/fire),of fabric head 5602/5603	2 216	3 965	13 524	23 669
62101090	Garments of fabrics of heading 56.02 or 56.03, other than	16	36	110	1 204
62102020	Garment used for protection from fire,of the type describedin subheadings 6201.11 to 6201.19	0	764	0	1 787
62102040	Oth protective work garment,not used for protect from firechemical/radiation,of the type described in 6201.11-6201.19	308	399	993	2 896
62102090	Other garments,of the type described in subheadings 6201.11to 6201.19, exc protective work garments	269	1 284	3 031	12 029
62103030	Garment use for protect from chemical substance/radiationof the type described in subheadings 6202.11 to 6202.19	0	2	0	120
62103040	Oth protective work garment,not used for protect from firechemical/radiation,of the type described in 6202.11-6202.19	10 334	10 334	26 403	26 403
62103090	Other garments,of the type described in subheadings 6202.11to 6202.19, exc protective work garments	84	116	1 411	2 127
62104010	Menís or boysí garments, used for protection from fire	71	111	7 389	10 146
62104020	Menís or boysí garments, used for protection from chemicalsubstances or radiation	5	5	1 140	1 140
62104090	Other menís or boysí protective work garments (exc used forprotection from fire/chemical subtances/radiation)	1 172	2 491	55 148	106 569
62105010	Women's or girls' garments, used for protection from fire	0	1	0	28
62105090	Other women's or girls' protective work garments (exc usedfor protection from fire/chemical subtances/radiation)	2 561	5 553	35 611	130 626
62111100	Men's or boys' swimwear	2 899	3 053	56 508	61 469
62111200	Women's or girls'' swimwear	164	1 410	6 856	16 863
62112000	Ski suits	51	51	579	579
62113210	Garments for fencing or wrestling,of cotton,men's or boy's	3 055	3 064	25 422	25 583
62113220	Pilgrimage robes (Ehram), of cotton, men's or boys'	3	4	137	169
62113290	Other garments exc for fencing/wrestling/pilgrimage robes(ehram), menís or boy's	148	401	5 032	14 838
62113310	Garments for fencing or wrestling,of man-made fibres,men'sor boy's	11 733	11 736	145 938	145 953
62113330	Garments used for protection from chemical substances orradiation, of man-made fibres, men's or boy's	0	1	0	197
62113390	Other garments,of man-made fibres,men's/boys',exc use forprotec from fire/chemical/radiation/for fencing/wrestling	14 850	39 275	134 752	349 069
62113910	Garments for fencing/wrestling,of other textile materials,men's or boy's	0	4	0	393
62113930	Garments used for protection from chemical substances orradiation,of other textile materials, men's or boy's	231	231	1 051	1 051
62113990	Oth garment,of oth textile material,men's/boys',exc use forprotec from fire/chemical/radiation/for fencing/wrestling	105	199	4 028	6 930
62114210	Garments for fencing or wrestling,of cotton,women's/girl's	17	19	120	126
62114220	Prayer cloaks, of cotton, women's or girl's	0	5	0	598
62114290	Other garments exc for fencing/wrestling/prayer cloaks, ofcotton, womenís or girl's	2 155	5 307	87 385	178 121

https://www.bps.go.id

I.3. IMPOR MENURUT KOMODITI / IMPORT BY HS COMMODITY

***** FEBRUARI / *FEBRUARY 2022* *****

H S	Uraian Komoditi/*Commodity Description*	Berat bersih/*Net weight* (Kg)		Nilai/*Value CIF* (US$)	
		Bulan ini *Current month*	Kumulatif *Cum. Jan. to date*	Bulan ini *Current month*	Kumulatif *Cum. Jan. to date*
62114310	Surgical gowns, of man-made fibres, women's or girl's	1	4	65	71
62114320	Prayer cloaks, of man-made fibres, women's or girl's	2	2	142	142
62114330	Anti-explosive protective suits, of man-made fibres,women'sor girl's	0	1	0	10
62114340	Garments for fencing/wrestling,of man-made fibres,women'sor girl's	20	86	940	3 093
62114350	Garments used for protection from chemical substances,radiation or fire, of man-made fibres, women's or girls'	1 010	1 010	14 161	14 161
62114360	Flyers' coveralls, of man-made fibres, women's or girl's	127	453	16 889	42 897
62114390	Other garments, women's or girls', of man-made fribres	26	138 308	1 462	509 924
62114910	Garments for fencing or wrestling,of oth textile materials,women's or girl's	0	2	0	172
62114939	Prayer cloaks,except of wool or fine animal hair,women's or girl's	0	7	0	81
62114990	Other garments,except of wool or fine animal hair,women's or girl's	3 107	17 899	126 172	401 285
62121011	Mastectomy bra (post breast surgery bra),of cotton, whetheror not knitted or crocheted	0	4	0	208
62121019	Other brassieres exc mastectomy bra,of cotton, whether ornot knitted or crocheted	147 489	229 962	522 031	1 208 439
62121091	Mastectomy bra (post breast surgery bra),of other textile,materials, whether or not knitted or crocheted	168	378	2 871	7 416
62121099	Oth brassieres exc mastectomy bra,of oth textile materials,whether or not knitted or crocheted	348 142	819 348	3 054 008	8 617 624
62122010	Girdles and panty-girdles,of cotton,whether or not knittedor crocheted	0	2	0	54
62122090	Girdles and panty-girdles,of other textile material,whetheror not knitted or crocheted	2 030	11 812	2 842	132 508
62123010	Corselettes,of cotton,whether or not knitted or crocheted	62	65	1 149	1 278
62123090	Corselettes,of other textile materials,whether or notknitted or crocheted	15 363	16 258	122 278	124 863
62129011	Compression garment of a kind use for the treatment of scartissue & skin grafts,of cotton,whether/not knitted/crocheted	134	186	1 851	2 163
62129019	Braces,suspenders,garters & similar & parts,whether or notknitted or crocheted,of cotton	11	1 302	602	38 110
62129091	Compression garment,use for treatment of scar tissue&skingraft,of oth textile material,whether/not knitted/crocheted	0	1	0	42
62129092	Athletic supporter,of other textile material,whether or notknitted or crocheted	3	3	27	27
62129099	Braces,suspenders,garters & similar & parts,whether or notknitted or crocheted,of other textile materials	36 729	170 249	744 889	3 475 045
62132010	Handkerchiefs, of cotton, printed by the traditional batikprocess	10	10	176	176
62132090	Handkerchiefs, of cotton, not printed by the traditionalbatik process	4	41	114	616
62139019	Handkerchiefs, of silk or silk waste, not printed by thetraditional batik process	0	9	0	3 718
62139099	Handkerchiefs,of oth textile materials exc cotton/silk/silkwaste,not printed by the traditional batik process	92	100	3 017	3 204
62141090	Shawl,scarve,muffler,mantilla,veil & the like,of silk/silkwaste,not printed by the traditional batik process	307	425	74 085	107 362
62142000	Shawls,scarves,mufflers,mantillas,veils & the like,of woolor fine animal hair	126	943	24 370	36 525
62143010	Shawl,scarve,muffler,mantilla,veil & the like,of syntheticfibres, printed by the traditional batik process	5	5	42	42
62143090	Shawl,scarve,muffler,mantilla,veil & the like,of syntheticfibres, not printed by the traditional batik process	512	697	13 692	17 566
62144090	Shawl,scarve,muffler,mantilla,veil & the like,of artificialfibres, not printed by the traditional batik process	11	15	2 333	2 457
62149010	Shawls,scarves,mufflers,mantillas,veils & the like,of othertextile materials, printed by the traditional batik process	1	3	135	139
62149090	Shawls,scarves,mufflers,mantillas,veils & the like,of othertextile material,not printed by traditional batik process	597	726	27 567	30 265
62151010	Ties,bow ties & cravat,of silk or silk waste,printed by the traditional batik process	0	1	0	74

https://www.bps.go.id

I.3. IMPOR MENURUT KOMODITI / IMPORT BY HS COMMODITY

***** FEBRUARI / *FEBRUARY 2022* *****

H S	Uraian Komoditi/*Commodity Description*	Berat bersih/*Net weight* (Kg)		Nilai/*Value CIF* (US$)	
		Bulan ini *Current month*	Kumulatif *Cum. Jan. to date*	Bulan ini *Current month*	Kumulatif *Cum. Jan. to date*
62151090	Ties,bow ties & cravat,of silk or silk waste,not printed by the traditional batik process	102	120	8 876	12 828
62152090	Ties,bow ties and cravats,of man-made fibres,not printed by the traditional batik process	7	21	213	297
62159090	Ties,bow ties and cravats,of other textile materials,notprinted by the traditional batik process	102	106	3 364	3 460
62160010	Protective work gloves, mittens and mitts	449	23 443	5 257	98 499
62160092	Other gloves, mittens and mitts,of cotton	0	19 062	0	50 639
62160099	Other gloves, mittens and mitts,of oth textile material excwool or fine animal hair or cotton	1 686	2 481	30 867	41 353
62171010	Judo belts, other than those of heading 62.12	444	491	34 704	35 696
62171090	Other clothing accessories except judo belts, other thanthose of heading 62.12	45 237	111 330	754 448	1 909 735
62179000	Parts of garments or of clothing accessories, other thanthose of heading 62.12	6 186	17 823	482 309	771 210
63011000	Electric blankets	0	1 839	0	18 037
63012000	Blankets (other than electric blanket) and travelling rugs,of wool or of fine animal hair	50	232	21 837	26 553
63013010	Blankets (other than electric blanket) and travelling rugs,of cotton, printed by traditional process	0	3	0	136
63013090	Blankets (other than electric blanket) and travelling rugs,of cotton,not printed by traditional process	3 256	4 295	25 199	42 507
63014010	Blankets (other than electric blanket) and travelling rugs,of nonwoven fabrics	59 727	178 611	265 283	799 396
63014090	Blankets (other than electric blanket) and travelling rugs,of synthetic fibres other than nonwoven fabrics	897 808	2 568 682	1 330 222	3 764 879
63019010	Other blankets and travelling rugs, of nonwoven fabrics	7	7	103	103
63019090	Other blankets & travelling rugs,of synthetic fibres otherthan nonwoven fabrics	276	5 722	2 314	45 897
63021000	Bed linen, knitted or crocheted	660	3 021	6 197	16 936
63022100	Other bed linen, printed, of cotton	14 661	18 102	190 299	223 299
63022210	Other bed linen, printed, of nonwoven fabrics	115	118	413	447
63022290	Other bed linen, printed, of man-made fibres, other thannonwoven fabrics	107 417	253 997	500 688	994 098
63022900	Other bed linen, printed, of other textile materials exceptcotton/man-made fibres	0	16 187	0	25 811
63023100	Other bed linen,not printed/knitted/crocheted, of cotton	4 140	10 867	84 592	162 414
63023290	Other bed linen,not printed/knitted/crocheted, of man-madefibres other than nonwoven fabrics.	26 670	60 560	175 446	466 879
63023900	Other bed linen, not printed/knitted/crocheted, of othertextile materials exc cotton/man-made fibres	1 839	1 853	15 547	16 131
63024000	Table linen, knitted or crocheted	5 597	5 786	96 406	97 419
63025110	Table linen, not knitted or crocheted, of cotton,printed bytraditional batik process	0	1	0	49
63025190	Table linen,not knitted/crocheted,of cotton,not printed bytraditional batik process	161	430	2 254	5 312
63025300	Table linen,not knitted/crocheted,of man-made fibres	6 518	7 727	12 658	20 185
63025910	Table linen, not knitted or crocheted, of flax	4	27	12	645
63025990	Table linen, not knitted or crocheted, of other textilematerials	9	23	32	236
63026000	Toilet linen and kitchen linen,of terry towelling/similarterry fabrics, of cotton	129 579	352 082	428 223	1 104 739
63029100	Toilet linen and kitchen linen,oth than of terry towellingor similar terry fabrics, of cotton	1 081	5 235	11 183	28 802
63029300	Toilet linen and kitchen linen,oth than of terry towellingor similar terry fabrics, of man-made fibres	738 519	1 484 170	1 168 253	2 375 673
63029910	Toilet linen and kitchen linen,oth than of terry towellingor similar terry fabrics, of flax	305	388	976	2 997
63029990	Toilet linen and kitchen linen,oth than of terry towellingor similar terry fabrics, of other textile materials exc flax	30 857	48 632	49 142	93 497

https://www.bps.go.id

I.3. IMPOR MENURUT KOMODITI / IMPORT BY HS COMMODITY

***** FEBRUARI / *FEBRUARY 2022* *****

H S	Uraian Komoditi/*Commodity Description*	Berat bersih/*Net weight* (Kg)		Nilai/*Value CIF* (US$)	
		Bulan ini *Current month*	Kumulatif *Cum. Jan. to date*	Bulan ini *Current month*	Kumulatif *Cum. Jan. to date*
63031200	Curtains (including drapes) & interior blinds;curtain/bedvalances, knitted/crocheted,of synthetic fibres	162	691	3 161	7 113
63031910	Curtains (including drapes) & interior blinds;curtain/bedvalances, knitted/crocheted,of cotton	2	5	72	123
63031990	Curtain (incl drapes)&interior blinds;curtain/bed valances, knitte/crochete, of oth textile material exc cotton/synthetic	413	569	3 191	6 353
63039100	Curtains (including drapes) & interior blinds; curtain/bedvalances,not knitted/crocheted,of cotton	490	6 459	5 161	46 899
63039200	Curtains (including drapes) & interior blinds;curtain/bedvalances, not knitted/crocheted,of synthetic fibres	23 369	39 953	174 544	429 084
63039900	Curtain (incl drape)&interior blind;curtain/bed valance,notknitte/ crochete,of oth textile material exc cotton/synthetic	367	1 493	5 738	14 864
63041100	Bedspreads,excluding those of heading 94.04, knitted orcrocheted	739	10 470	4 422	68 226
63041910	Bedspreads,excluding those of heading 94.04,not knitted orcrocheted, of cotton	1 047	1 744	13 174	19 706
63041920	Bedspreads,excluding those of heading 94.04,not knitted	28 693	40 822	60 781	86 915
63041990	Bedspreads,excluding those of heading 94.04,not knitted orcrocheted, of oth cotton, woven	73	375	1 167	4 634
63042000	Bed nets specified in Subheading Note 1 to this Chapter	7	9 199	72	16 438
63049110	Mosquito nets, knitted or crocheted	24 742	43 754	20 103	48 650
63049190	Oth furnishing articles, excluding those of heading 94.04,knitted or crocheted	177	225	1 291	2 070
63049200	Oth furnishing articles, excluding those of heading 94.04,not knitted	1 709	6 938	12 370	53 154
63049300	Oth furnishing articles, excluding those of heading 94.04,not knitted or crocheted, of synthetic fibres	1 665	22 906	16 819	186 225
63049900	Oth furnishing articles, excluding those of heading 94.04,not knitted or crocheted, of other textile materials	81	9 515	2 254	45 031
63051011	Sacks and bags, of a kind used for the packing of goods,new, of jute	801 647	1 456 782	819 728	1 400 368
63051019	Sacks and bags, of a kind used for the packing of goods,new,of oth	388	5 555	6 763	58 371
63051021	Sacks and bags, of a kind used for the packing of goods,used, of jute	0	44	0	95
63051029	Sacks and bags, of a kind used for the packing of goods,used, of oth	0	4	0	142
63052000	Sacks and bags, of a kind used for the packing of goods,of cotton	5 819	24 486	119 243	370 839
63053210	Man-made textile materials,flexible intermediate	24	27 568	163	84 278
63053220	Man-made textile materials,flexible intermediate bulk containers,knitted or crocheted	33 510	50 310	81 838	136 318
63053290	Man-made textile materials,flexible intermediate bulk containers,woven	52 420	116 915	276 031	559 589
63053310	Other sacks&bags,use for packing of good,of polyethylene orpolypropylene strip/the like,knitted or crocheted	160 000	232 880	636 811	921 604
63053320	Other sacks&bags,use for packing of good,of polyethylene orpolypropylene strip/the like,of woven fabric of strip	4 880	38 925	25 000	150 875
63053390	Other sacks&bags,use for packing of good,of polyethylene orpolypropylene strip,not knitte/crochete,of woven of strip	438 957	913 861	1 255 972	2 463 024
63053910	Other sacks&bags,use for packing of good,of man-madetextile materials,nonwoven	181	216	1 900	2 040
63053920	Other sacks&bags,use for packing of good,of man-madetextile materials,knitted or crocheted	0	4	0	87
63053990	Other sacks & bags,use for packing of good,of man-madetextile materials,woven, not knitted or crocheted	3 792	5 670	34 850	57 165
63059090	Other sacks&bags,use for packing of good,of other textilematerial	1 146	2 811	11 461	76 658
63061200	Tarpaulins, awnings & sunblinds of synthetic fibres	2 983	22 355	36 248	125 406
63061910	Tarpaulins, awnings & sunblinds of oth vegetable textilefibres	0	2	0	40
63061990	Tarpaulins, awnings & sunblinds of oth textiles materials,oth than vegetable fibres textile /cotton	19 254	92 548	165 968	464 848
63062200	Tents of synthetic fibres	167 193	419 294	544 456	1 433 640
63062990	Tents of oth textiles, oth than cotton	5 223	30 597	1 953 265	2 022 683
63063000	Sails for boats	18 740	75 069	24 509	118 204
63064090	Pneumatic mattresses oth than cotton	31 413	51 604	49 583	92 925
63069010	Camping goods of nonwoven	5	5	28	28
63069099	Camping goods of woven oth than cotton	273	3 071	3 462	34 395

https://www.bps.go.id

I.3. IMPOR MENURUT KOMODITI / IMPORT BY HS COMMODITY

***** FEBRUARI / *FEBRUARY 2022* *****

H S	Uraian Komoditi/*Commodity Description*	Berat bersih/*Net weight* (Kg)		Nilai/*Value CIF* (US$)	
		Bulan ini *Current month*	Kumulatif *Cum. Jan. to date*	Bulan ini *Current month*	Kumulatif *Cum. Jan. to date*
63071010	Floor-cloths,dish cloths,dusters&similar cleaning cloths ofnonwoven other than felt	33 773	46 798	113 396	159 757
63071020	Floor-cloths,dish cloths,dusters&similar cleaning cloths offelt	0	1	0	30
63071090	Floor-cloths,dish cloths,dusters&similar cleaning cloths ofwoven oth than felt	25 238	84 520	206 510	650 413
63072000	Life-jackets & life-belts	1 350	11 361	50 442	141 982
63079030	Umbrella covers in pre-cut triangular form	1	143	32	3 805
63079040	Surgical masks	50 296	150 171	2 263 953	7 721 880
63079061	Safety harnesses safety suitable for industrial use	1 315	2 878	18 650	42 580
63079069	Safety harnesses suitable not for industrial use	12 226	59 719	75 455	365 958
63079070	Fans and handscreens	0	13 860	0	8 914
63079080	Laces for shoes,boots,corsets & the like	44 207	115 399	794 121	1 758 681
63079090	Oth made up articls excl umbrella covers/surgical masks/safety harnesses/fans&handscreens/laces shoes,boots,corsets	1 440 356	3 811 236	4 582 382	11 129 777
63080000	Sets,consist of woven fabric&yarn whether/not w/accessories simillar textiles articles for retail	3 526	7 511	4 093	14 194
63090000	Worn clothing & oth worn articles	302	467	2 505	5 388
63101010	Used/new rags, sorted	52 819	158 423	10 562	31 719
63101090	Scrap twine/cordage/rope/cables worn out articles of those,sorted	0	41	0	59
63109010	Used/new rags,unsorted	0	1	0	1
63109090	Scrap twine/cordage/rope/cbles worn out articles of those,unsorted	564	6 088	9 031	93 198
64011000	Waterproof footwear incorp protective metal toe-cap withouter	99 069	187 265	300 382	608 242
64019200	Oth waterproof footwear,covering the ankle but not coverthe knee,with outer	13 919	127 044	20 721	184 073
64019910	Oth waterproof footwear,not covering the ankle but not covering the knee,with outer	399	502	3 306	4 075
64019990	Oth waterproof footwear w/outer soles plastic by stiching,riveting, nailing screwing, plugging or similar processes.	21 606	141 274	21 322	179 998
64021910	Wrestling footwear with outer soles&upper of rubber/plastic	0	7	0	236
64021990	Sports footwear excl Ski-boots, cross-country ski footwear & snowboard boots and Wrestling footwear	69 789	114 000	1 486 468	2 579 790
64022000	Footwear with upper straps/thongs assembled to the sole bymeans of plugs	649 589	2 648 940	1 396 902	4 222 191
64029110	Diving boots oth footwear with upper straps/thongsassembled to the sole by covering the ankle	18	1 135	32	2 770
64029191	Oth diving boots cover the ankle incorp protective metaltoe-cap,rubber/plastic	12 880	12 957	80 531	82 236
64029199	Oth footwear covering the ankle excl diving boot with upperstraps/thong assembled to sole by means of plugs	33 752	82 807	178 913	386 267
64029910	Oth diving boot not cover the ankle incorp protective metaltoe-cap,rubber/plstc	5 319	7 509	120 540	162 190
64029990	Oth footwear not cover the ankle&not incorp protct mtal toe-cap, rubber/plstc	4 619 996	7 864 777	12 058 589	28 121 596
64031200	Ski-boots,cross-country ski footwear&snowboard boot,w/upperof leathers	0	1	0	49
64031910	Sports footwear fitted with spikes,cleats/the like withupper leathers	819	1 235	50 375	68 117
64031920	Sports footwear for riding boots,bowling shoes with upperleathers	0	4	0	76
64031930	Sports footwear for wrestling, weight lifting/gymnasticswith upper leathers	5 754	6 610	180 757	209 758
64031990	Sports footwear not fitted with spikes/bowling/wrstling/weight lifting/the like w/upper leathers	74 998	138 662	1 281 857	2 399 166
64032000	Footwear with outer soles of leather,uppers of leather straps accros,instep big toe	118	181	3 198	10 378
64034000	Oth footwear incorp protect metal toe cap with upper ofleathers	69 947	107 476	729 817	1 100 082
64035100	Oth footwear with outer sole of leather covering the ankle	57	224	19 374	44 433
64035990	Oth footwear with outer sole of leather not covering theankle	1 698	3 871	381 082	757 109
64039110	Footwear made on a base or platform of wood, not havinginner sole or protective metal toe cap, covering the ankle	1 809	2 142	31 612	39 589
64039120	Ridding boots without outer soles of leather coveringthe ankle	26	36	2 301	3 862

https://www.bps.go.id

I.3. IMPOR MENURUT KOMODITI / IMPORT BY HS COMMODITY

***** FEBRUARI / *FEBRUARY 2022* *****

H S	Uraian Komoditi/*Commodity Description*	Berat bersih/*Net weight* (Kg)		Nilai/*Value CIF* (US$)	
		Bulan ini *Current month*	Kumulatif *Cum. Jan. to date*	Bulan ini *Current month*	Kumulatif *Cum. Jan. to date*
64039190	Oth of ridding boots without outer soles of leather covering the ankle	4 852	18 605	224 253	766 438
64039910	Footwear made on a base/platform of wood not having innersole/protective metal toe cap, not covering the ankle	59	133	1 309	3 966
64039920	Bowling shoes without outer soles of leather not coveringthe ankle	0	2	0	163
64039990	Oth of ridding boots without outer soles of leather not covering the ankle	75 806	212 211	3 243 249	6 634 031
64041110	Sports footwear with outer sole rubbr/plstc,with spike/cleat	229	341	13 125	19 575
64041120	Sports footwear for wrestling,weight lifting or gym w/outersole rubber/plastic	28	134	2 726	9 053
64041190	Sports footwear not fitted with spikes/wrstling/weightlifting/the like oth	773 505	1 673 098	4 321 072	9 294 187
64041900	Oth sports footwear for oth purpossed w/outer soles ofrubber/plastics	1 592 209	4 000 353	7 467 083	17 529 150
64042000	Oth footwear with outer soles of leather/composition leather	545	1 121	155 736	294 433
64051000	Oth footwear,with uppers of leather/composition leather	122	380	4 669	12 328
64052000	Oth footwear,with uppers of textiles	23 039	56 569	392 210	974 999
64059000	Oth footwear,with upper of ith leather/composition leather/textiles	9 477	29 160	166 647	318 319
64061010	Uppers & parts thereof,oth than stif feners of metal toe-caps	29 166	118 537	175 880	491 291
64061090	Uppers&parts thereof,oth than stif feners&not fitted withmetal toe-	306 218	655 659	5 313 502	11 874 334
64062010	Parts of footwear with outer soles & heels, of rubber	977 266	2 123 295	6 585 942	15 016 804
64062020	Parts of footwear with outer soles & heels, of plastics	184 431	468 733	5 126 887	11 773 614
64069010	Parts of footwear of wood	39	1 497	3 547	20 418
64069021	Oth parts of footwear of metal of iron/steel	9 575	50 658	15 650	128 193
64069022	Oth parts of footwear of metal of copper	0	42	0	967
64069023	Oth parts of footwear of metal of aluminium	0	1 521	0	3 230
64069029	Oth parts of footwear of oth metal, not of iron/steel/copper/aluminium	48 023	107 803	2 039 597	4 418 329
64069031	Oth parts of footwear of rubber/plastic in-soles	146 044	302 420	3 028 068	6 483 608
64069032	Oth parts of footwear of rubber/plastic complete-soles	42 005	91 863	589 901	1 280 409
64069033	Oth parts of footwear of rubber/plastic oth of plastics	25 884	51 444	543 188	903 577
64069039	Oth parts of footwear of rubber/plastic out-soles	79 441	299 107	2 185 803	8 604 758
64069091	Oth parts of footwear of oth materials for gaiters/leggingsand similar articles and parts thereof	14 015	34 393	67 011	167 876
64069099	Oth parts of footwear of oth materials not for gaiters/leggings/and similar articles and parts thereof	821 272	1 835 171	7 831 186	18 693 509
65010000	Hat-forms/bodies, hood of felt, not block shape, not brims,plateoux,manchons (including slit manchons), of felt.	15 100	38 359	202 393	426 606
65020000	Hat-shapes, plaited by assembling strip of any material,neither block shape,nor w/made brims,nor lined,nor trimmed	546	933	3 804	8 913
65040000	Hats & oth headgear/plaited by assembling strips of any materials, whether or not lined or trimmed.	8 720	17 053	33 983	64 838
65050010	Hats & oth headgear of a kind used for religious purposes,knitted/crocheted	1	106	36	1 023
65050020	Hair-nets of any materials	2 815	8 500	28 167	174 613
65050090	Oth hats&oth headgear,not for hair-nets/religious purposes,knitted/crochet	88 184	287 958	1 231 380	2 580 609
65061010	Helmets for motorcyclists whether/not lined/trimmed	1 068	13 627	56 706	460 598
65061020	Industrial safety & firefighters helmets, excl steel helmetwhether/not lined/trimmed	19 360	44 656	125 402	291 211
65061030	Steel helmets safety	3	128	354	21 681
65061040	Water polo headgear	145	274	146	1 180
65061090	Oth safety headgear, not for motocyclist/industrial/firefighters/steel helmets/water polo	28 738	73 060	662 574	1 137 227
65069100	Oth headgear of rubber/of plastics	10 428	17 764	61 729	86 143
65069990	Oth headger of oth materials, not furskin	16 557	34 120	111 728	176 346
65070000	Head-band, lining, cover, hat foundation, hat frame, peak&chinstrap,for headgear	29 683	60 287	322 607	632 345
66011000	Garden/similar umbrellas	143 958	208 300	259 765	344 812
66019100	Umbrellas & sun umbrellas having a telescopic shaft	158 027	235 847	348 491	517 458
66019900	Umbrellas & sun umbrellas not having a telescopic shaft	1 115 129	1 953 955	1 564 909	3 048 237

https://www.bps.go.id

I.3. IMPOR MENURUT KOMODITI / IMPORT BY HS COMMODITY

***** FEBRUARI / *FEBRUARY 2022* *****

H S	Uraian Komoditi/*Commodity Description*	Berat bersih/*Net weight* (Kg)		Nilai/*Value CIF* (US$)	
		Bulan ini *Current month*	Kumulatif *Cum. Jan. to date*	Bulan ini *Current month*	Kumulatif *Cum. Jan. to date*
66020000	Walking-sticks, seat-sticks, whips, riding crops & the like	2 100	10 432	8 639	41 759
66032000	Umbrella frames, including frames mounted on shafts(sticks)	36 537	76 099	104 767	157 052
66039010	Parts,trimmings&acc for articles of Umbrellas&sun umbrellas(incl walking stick umbrellas,garden&similar umbrellas).	19 606	22 665	74 986	82 239
66039020	Parts,trimmings&accessories for articles of Walking-sticks,seat-sticks,whips,riding-crops&the like.	1	178	10	562
67010000	Skin&oth part of bird w/ feathr/down,feathr,part of feathr	822	2 707	36 168	92 356
67021000	Artificial flower,foliage,fruit & parts thereof of plastics	350 056	868 710	1 132 379	2 919 390
67029010	Artificial flower, foliage, fruit & parts thereof of paper	8	72	316	427
67029020	Artificial flower, foliage, fruit&parts thereof of textilesmaterilas	16 167	43 797	91 420	303 544
67029090	Artific flower,foliage,fruit&partsthereof of oth materials, not paper/txtil	151 051	355 474	467 557	1 074 200
67030000	Human hair, dressed, thinned, bleached, othwise worked forwigs/the like	10 467	17 280	1 450 734	3 381 360
67041100	Complete wigs of synthetic textiles materials	7 890	15 489	17 003	34 220
67041900	False beards, eyebrows, eyelashes,switches of synthetic textiles materials	21 951	54 017	117 401	430 948
67042000	Wigs, false beards, eyebrows,eyelashes of human hair	192	5 754	12 824	29 465
67049000	Wigs, false beards, eyebrows,eyelashes,of oth materials	6 049	17 179	158 547	332 134
68010000	Setts,curbstones&flagstones,of naturals stone(except slate)	8	8	239	239
68021000	Tiles,cubes,similar articles,square<7 cm,artif colored,chipping&powder	0	192 083	0	52 503
68022100	Oth monmental/building stone of marble,travertine,alabaster,simple	1 644 893	4 907 066	923 419	2 721 788
68022300	Oth monmental/building stone of granite	415 502	742 646	165 922	296 786
68022910	Oth monumentl/building stone of oth calcareous stone,simply cut/sawn	5	5	85	85
68022990	Oth monumental/building stone of oth than calcareous stone,simply cut/sawn with a flat surface	230 634	231 165	47 244	48 071
68029110	Oth article monumental/building of marble	1 213 725	2 668 973	554 575	1 230 377
68029190	Oth article monumental/building of travertine & alabaster	272 064	647 379	233 750	548 204
68029200	Oth article monumental/building of oth calcareous stone	3	52 803	55	6 835
68029310	Oth article monumental/building of granite with polishedslabs	1 783 502	4 278 255	761 757	1 763 572
68029390	Oth article monumental/building oth of granite	361 742	788 221	212 980	491 592
68029900	Oth article monumental/building of oth stones, not marble/travertine/granit	25 755	71 753	52 394	85 563
68030000	Worked slate & articles of slate or of aglomerated slate	26	1 922	183	4 951
68041000	Millstones&grindstones for millng,grinding/pulping grinding&pulping	229 062	821 472	1 004 743	3 168 629
68042100	Other millstones,grindstones,grinding wheels&the like ofagglomerated synt/natural diamond	183 846	415 051	1 222 216	3 457 009
68042200	Other millstones,grindstones,grinding wheels&the like otheragglomerated abrasv/cramc for grinding wheel&the like	810 849	1 946 236	4 088 288	8 693 796
68042300	Other millstones,grindstones,grinding wheels&the like ofnatural stone for grinding wheel&the like	7 369	38 254	78 948	310 104
68043000	Hand sharpening/polishing stones	310 326	504 146	474 795	747 294
68051000	Natural/artificial abrasive powder/grain on a base of woventextile fabric only	438 543	1 269 364	1 820 796	4 663 675
68052000	Natural/artificial abrasive powder/grain on a base of	334 896	822 665	1 468 971	3 578 026
68053000	Natural/artificial abrasive powder/grain on a base ofoth materials	67 174	162 152	640 434	1 387 449
68061000	Slag wool, rock wool & similar mineral wools in bulk/sheets/rolls	1 081 299	2 406 897	1 719 082	4 101 525
68062000	Exfoliated vermiculite,expanded clays,foamed slag&similarexpand minerals	39 363	294 495	62 756	305 951
68069000	Mixture & article of heat/sound insulating/sound absorbmineral waters	469 122	877 303	781 625	2 024 581
68071000	Articles of asphalt/of similar material in rolls	1 162 387	2 633 092	688 483	1 643 940
68079010	Articles of asphalt/of similar material of tiles, not inrolls	0	158 829	0	67 997
68079090	Articles of asphalt/similar material of oth tiles,not in rolls	1 554 200	2 798 781	1 215 647	2 144 040
68080030	Panels, boards, blocks and similar articles	0	28 527	0	197 612
68080090	Chips,particles,sawdust/oth waste of wood,agglomer	88 359	127 424	163 032	230 077

https://www.bps.go.id

I.3. IMPOR MENURUT KOMODITI / IMPORT BY HS COMMODITY

***** FEBRUARI / *FEBRUARY 2022* *****

H S	Uraian Komoditi/*Commodity Description*	Berat bersih/*Net weight* (Kg)		Nilai/*Value CIF* (US$)	
		Bulan ini *Current month*	Kumulatif *Cum. Jan. to date*	Bulan ini *Current month*	Kumulatif *Cum. Jan. to date*
68091100	Board,sheet,panels,tiles&similr,not ornmnted reinforcew/paper/ board only faced/reinforced w/paper/paperboard only	53 778	125 805	52 685	127 041
68091910	Oth articles of plaster/compositions based on plaster of tiles	0	51 637	0	44 408
68091990	Oth articles of plaster/compositions based on plaster of oth tiles	16 050	84 249	18 800	67 536
68099010	Dental moulds of plaster	28	47	295	894
68099090	Oth articles of plaster/cmpsitions based on plaster,notdental	47 653	55 164	158 138	203 856
68101100	Building blocks & bricks	13 034	21 873	6 513	29 026
68101910	Tiles, reinforced or not	26 010	128 320	11 940	55 736
68101990	Flagstones, reinforced or not	171 674	297 825	183 608	435 062
68109100	Prefabricated structural components for building or civilengineering	32 203 632	101 988 613	5 565 047	15 569 830
68109900	Oth prefabricated structural componentsbuilding or civil engineering	10 640 266	28 817 313	1 421 198	4 072 347
68114022	Other sheets,panels,tiles&similar articles for roofingfacing/partitioning containing asbestos	0	2	0	200
68114029	Oth sheets,panel,tile&similr articls containing asbstos for roofing oth than Floor/wall tiles containing plastic & roofing, facing/partitioning	15 740	34 876	50 235	70 630
68114030	Tubes or pipes containing asbestos	1	6	113	254
68114040	Tubes or pipes fittings containing asbestos	1	4	5	120
68114090	Oth articles of asbestos cement	4 501	4 956	3 568	5 125
68118290	Oth sheets,panels,tile&similr articls not cntaining asbstosroof oth than floor/wall tiles contain plastic&roofing,partitioning	2 051 884	4 504 074	533 759	1 263 478
68118910	Tubes/pipes of celluse fibre-cement	11 848	11 864	2 679	3 968
68118920	Tubes/pipes fittings of celluse fibre-cement	0	33	0	1 239
68118930	Other articles, of a kind used for building constructionnot containing asbestos	5	5	247	247
68118990	Oth articls,used for building constructionnot containing asbestos,not tubes/pipes/Other,kind used building construction	474	483	5 812	5 898
68128020	Clothing of crocidolite fibres	5 708	8 964	85 669	141 119
68128030	Paper, millboard and felt of crocidolite fibres	1 417	2 576	7 165	11 567
68128050	Cloth accessories,footwear&headgear fabricated crocidolite fibres	344	822	4 009	16 214
68128090	Oth articles of crocidolite fibres	7 747	17 903	83 291	226 942
68129110	Clothing of oth crocidolite fibres	61	61	150	150
68129190	Clothing accessories,footwear&headgear of oth crocidolite fibres	2 848	3 151	2 766	4 238
68129200	Paper, millboard and felt of oth crocidolite fibres	4 685	4 923	47 956	52 161
68129300	Compressed asbestos fibre jointing of oth crocidolite fibres in sheets or roll	142 768	318 039	94 628	487 353
68129911	Fabric asbes fibres,oth crocidolite,mix with a basis asbes&Magnesium carbonate	19 052	21 869	18 470	22 509
68129919	Oth fabric asbestos fibres not mix with a basis of asbestos	37 540	101 151	145 628	334 759
68129920	Floor/wall tiles of fabricated asbestos(oth crocidolite)	111 371	112 713	166 707	179 158
68129990	Oth fabricat asbes fibres of oth croci,not fabricate/floor/wall tiles	89 700	279 569	85 188	263 161
68132010	Brake lining&pad of friction material&articles,containingasbestos	26 535	35 071	137 371	211 451
68132090	Oth thn brake lining&pad of friction material&article,containing asbestos	21 727	40 854	52 094	105 913
68138100	Brake lining&pad of friction material&article,containingasbestos	113 843	240 424	1 079 630	2 695 442
68138900	Oth thn brake lining&pad of frictionmaterial&article,notcontaining asbestos	129 516	316 370	552 699	1 730 499
68141000	Plates,sheets,strips,of agglomerated or reconstituted mica,whether or not on a support	12 093	43 172	87 855	154 247
68149000	Oths worked mica & articles of mica	18 006	29 447	163 747	272 471
68151010	Yarn/thread non-electrical articles graphite/ oth carbon	1 848	19 670	58 931	573 676
68151020	Bricks,paving slabs,floor tiles,etc non electrical articlesgraphite/carbon	2 566	2 566	54 029	54 029
68151091	Carbon fibres, etc non electrical articles graphite/carbon	9 929	19 135	716 066	1 127 434
68151099	Oth non electrical articles graphite or carbon	10 347	26 009	314 737	693 854
68159100	Articles of stone, contents magnesite,dolomite/chromite	159 227	383 898	239 303	577 792
68159900	Oth articles of stone,oth thn content magnesite,dolomite/chromite	4 277 477	5 149 095	4 322 089	5 685 306
69010000	Bricks,blocks,tiles&oth ceramic goods of siliceous fossilmeals/of similar siliceous earths	4 040	71 122	12 982	63 598
69021000	Goods of siliceous cont by weight,singly/together Mg,Ca,Cr>50%	13 978 023	31 850 668	13 816 722	33 240 903

https://www.bps.go.id

I.3. IMPOR MENURUT KOMODITI / IMPORT BY HS COMMODITY

***** FEBRUARI / *FEBRUARY 2022* *****

H S	Uraian Komoditi/*Commodity Description*	Berat bersih/*Net weight* (Kg)		Nilai/*Value CIF* (US$)	
		Bulan ini *Current month*	Kumulatif *Cum. Jan. to date*	Bulan ini *Current month*	Kumulatif *Cum. Jan. to date*
69022000	Goods of siliceous cont by weight,singly/together alumina,silika,or mixture >50%	47 898 914	62 905 966	27 420 669	37 070 049
69029000	Goods of siliceous cont by weight,of oth metals compound	778 229	1 930 135	493 136	1 444 290
69031000	Oth refractory ceramic goods cont by weight,graphite/carbonor a mixture>50%	4 857	14 461	171 787	270 164
69032000	Oth refractory ceramic goods cont by weight,alumina/silica,or a mixture>50%	478 460	1 242 429	1 476 478	3 578 467
69039000	Oth refractory ceramic goods cont by weight,oth	280 287	456 705	6 572 967	8 123 563
69041000	Ceramics building bricks	0	15 978	0	10 652
69051000	Roofing tiles of ceramic	273 499	273 499	79 072	79 072
69059000	Chimney-pot,cowl,chimney liner,architect ornament&othceramic constr	0	12	0	97
69060000	Ceramic pipes,conduits,guttering,pipe fittings	102	108	4 500	4 620
69072110	Lining tiles of a kind use for grinding mills,unglazed,water absorption coeff by weight<= 0.5 %	0	48 104	0	220 731
69072123	Pving,wall tiles,glaze,largest surface area capablesquare side<7 cm water absorption coeff by weight<= 0.5 %	0	160 859	0	29 161
69072124	Ceramic,wall tiles,glaze ,large surfce area capablesquare side<7 cm water absorption coeff by weight<= 0.5 %	99	77 377	394	34 243
69072191	Paving,wall tiles,unglaze ,large surface area capablesquare side>7 cm water absorption coeff by weight<= 0.5 %	31 041 280	82 348 248	7 153 505	19 085 671
69072192	Ceramic,wall tile,unglaze ,large surface area capablesquare side>7cm water absorption coeff by weight<= 0.5 %	0	3 530	0	1 479
69072193	Paving,wall tiles,glaze ,large surface area capablesquare side>7cm water absorption coeff by weight<= 0.5 %	34 785 831	87 163 775	9 171 993	22 952 114
69072194	Ceramic,wall tiles,glaze ,large surface area capablesquare side>7cm water absorption coeff by weight<= 0.5 %	1	55	78	752
69072211	Pving,wall tiles,unglazed ,large surfce area capable square side<7cm water absorp 0.5%<coeff weight<=10%	0	489 068	0	83 508
69072292	Ceramic,wall tiles,unglaze,large surfce area capable square side>7cm of water absorp 0.5%<coeff weight<=10%	0	15 760	0	46 501
69072293	Pving,wall tiles,glaze , largst surfce area capable square side>7cm of waterabsorp 0.5%<coeff weight<=10%	1 295 542	4 219 024	284 676	905 655
69072312	Ceramic,wall tile,unglaze ,large surface area capable square side<7 cm of water absorp coeff weight>10%	22	22	285	285
69072393	Paving,wall tiles,glaze ,large surface area capable square side>7 cm of water absorp coeff weight>10%	139 708	962 893	36 314	311 223
69073099	Mosaic cubes&the like,oth than subheading 6907.40 glazedlargest surface of capable being enclosed square side<7 cm	27 883	121 342	27 861	109 253
69074022	Finishing ceramics of oth articles,having a largest surfacearea visible after mounting is not exceeding 49 cm2 glazed	153 569	153 569	95 483	95 483
69074091	Other finishing ceramics unglazed	164 617	367 087	44 139	83 504
69074092	Other finishing ceramics glazed	720 960	1 739 735	343 217	695 614
69091100	Ceramic of porcelain/china for laboratory,chemical/oth tech	50 441	738 447	42 339	597 544
69091200	Artcle having a hardnss=>9 Mohs for laboratory,chemical/oth tech	568 265	900 200	764 753	1 564 781
69091900	Oth ceramic wares for laboratory,chemical/oth technicl uses	20 180	39 562	722 967	1 380 936
69099000	Oth thn ceramic wares for laboratory,chemical/oth technicaluses	74 260	75 433	171 567	197 453
69101000	Ceramic sinks,wash basins,wash basin of porcelain/china	1 552 005	4 141 252	2 030 856	5 281 218
69109000	Ceramic sinks,wash basins,wash basin of oth thn porcelain/china	56 323	126 883	123 808	274 227
69111000	Tablewre&kitchenware of porclain/china	1 659 185	3 697 586	806 082	2 102 038
69119000	Oth household,toilet articles of porcelain/ china	479	1 550	3 778	9 293
69120000	Tableware&kitchenware,oth household toilet art,oth thanporcelain/china	27 998	202 594	42 618	110 432
69131010	Ornamental cigarette box & ashtray of porcelain/china	62	66	244	283
69131090	Oth thn ornamental cigarette box&ashtray of porcelain/china	18 607	117 798	29 578	281 627
69139010	Ornamental cigarette box&ashtray of oth thn porcelain/china	0	8	0	210
69139090	Oth thn ornamental cigarette box&ashtray of oth porcelain/china	13 436	29 830	26 650	71 467
69141000	Oth ceramic articles of porcelain/china	446	11 139	858	31 542
69149000	Oth ceramic articles of oth than porcelain/china	3 359	4 682	171 786	239 227
70010000	Cullet&oth waste&scrap of glass;glass in the mass	4 269 951	9 790 624	426 362	1 011 045
70021000	Glass in balls	0	1 001	0	20 949

https://www.bps.go.id

I.3. IMPOR MENURUT KOMODITI / IMPORT BY HS COMMODITY

***** FEBRUARI / *FEBRUARY 2022* *****

H S	Uraian Komoditi/*Commodity Description*	Berat bersih/*Net weight* (Kg)		Nilai/*Value CIF* (US$)	
		Bulan ini *Current month*	Kumulatif *Cum. Jan. to date*	Bulan ini *Current month*	Kumulatif *Cum. Jan. to date*
70022000	Glass in rods	36 155	53 376	1 715 293	3 974 547
70023110	Fused quartz/oth fused silica for vacuum tubes	16	24	779	866
70023190	Oth of fused quartz/oth fused silica for vacuum tubes	10 301	10 939	127 467	235 232
70023230	Borosilicate glass tubes used to manufacture phial/ampoules	843 118	1 241 261	1 579 140	2 291 048
70023240	Oth glass in tubes,linear coef<=5x106 with 3mm<=diameter<22m	24	40	2 444	2 814
70023290	Oth glass in tubes,linear coef<=5x106kelvin in temp(0-300C)	10 722	34 381	16 441	31 110
70023910	Oth glass in tubes,used to manufactur vacuum tubes	6	24	1 254	3 063
70023920	Oth transparent neutral glass for enamel glass,with 3mm<=diameter<22m	0	10	0	20
70023990	Oth glass having linear coeff. 0-300c oth thn vacum&boro silict glas	138 064	340 078	281 511	640 710
70031220	Cast&rolled glass,non-wired sheet,colourd,opacified,flashed reflecting/non layer,in squares shape,not optical glass	0	29	0	79
70031290	Other cast&rolled glass,non-wired sheet,coloured,opacified, flashed,reflecting layer/non layer	0	4	0	200
70031990	Cast&rolled glass,non-wired sheet,in squares shape,not optical	271 885	337 529	224 805	304 831
70032090	Other cast glass and rolled glass,wired sheets	270	286	9 412	9 913
70033010	Cast glass and rolled glass, profiles in squares/rectangular shape including 1 or more corners cut	105	105	2 226	2 226
70049010	Oth optical drawn,blown,not optically worked opacified,flashed,absorbent	1	1	55	55
70049090	Oth optical drawn,blown glass,optically worked,flashed,opacified,absorbent	5	28	245	611
70051010	Optical float glass,not optically worked,flashed,opacified,absorbent	176	26 373	1 617	21 828
70051090	Oth non-wired glass,absorbent reflecting/non-reflectinglayer	344 383	472 165	153 080	213 775
70052190	Oth non-wired glass,colored,optically worked,flashed,opacified	233 638	700 072	209 164	546 320
70052990	Oth non-wired glass,not colored,optically worked	2 523 754	6 711 191	1 063 997	2 679 546
70060010	Optical glass, not optically worked,for glass of heading70.03,70.04,70.05	0	7	0	113
70060090	Optical glass,optically worked for glass of heading70.03,70.04,70.06	46 652	69 153	42 997	60 588
70071110	Toughened(tempered)safety glass suitable for vehicles ofchapter 87	89 904	168 293	599 063	1 254 280
70071120	Toughend(temperd)safty glas suitabl for aircraft,spacecraftof chap	54	54	24 543	24 543
70071140	Toughened(tempered)safety glass suitable for ship,boat,floating chap 89	736	736	9 580	9 580
70071910	Toughened(temperd)safety glass suitable for machine of head84.29/84.30	471	1 522	18 464	36 644
70071990	Toughened(tempered)safety glass suitable for oth machinery0	2 875 378	4 768 203	2 456 797	4 177 464
70072110	Laminated safety glass suitable for vehicles of chapter 870	58 219	85 405	410 036	547 826
70072910	Laminated safety glass suitable for machine of head84.29/84.30	1 354	2 537	47 479	72 756
70072990	Laminated safety glass suitable for oth machinery	46 836	261 380	52 633	431 362
70080000	Multiple-walled insulating units of glass	148 952	396 145	250 322	583 252
70091000	Rear-view mirrors for vehicles	250 839	570 751	2 291 835	5 271 040
70099100	Glass mirros, unframed	924 069	1 823 486	643 190	1 396 106
70099200	Glass mirros, framed	170 871	238 151	563 790	792 432
70101000	Ampoules of glass	60 542	71 427	312 934	393 669
70102000	Stoppers, lids & oth closures of glass	55 902	163 449	268 674	436 456
70109010	Carboys & demijohns	368 768	854 167	582 417	1 320 581
70109040	Bottles&vials for antibiotics,serums,oth injectables,intravenous infus	1 906 043	3 262 793	2 474 789	4 407 823
70109091	Oth bottle for intravenous fluid of a cpacity exceeding 1	43 093	76 915	47 682	124 353
70109099	Oth bottle intravenous fluid of a cpacity not exceeding 1	5 488 028	13 411 810	5 987 063	12 518 579
70111090	Glass envelops for electric lighting, oth than stem	315	21 502	2 001	117 994
70119000	Other glass envelops for cathode-ray tubes	68	4 554	7 487	47 139
70131000	Glassware of a kind used for table,kitchen, toilet,office of glass-ceramic	227 983	404 420	286 066	514 326
70132200	Stemware drinking glasses,oth thn glass ceramics,of leadcrystal	4	6	64	74
70132800	Stemware drinking glasses,neither glass-ceramics nor leadcrystal	57 023	110 581	96 432	211 494
70133300	Other drinking glasses, of lead crystal	196	196	12 845	12 845
70133700	Other drinking glasses,neither glass-ceramics nor leadcrystal	138 063	351 354	337 902	678 348
70134100	Glassware for table(not drinking glass)kitchen purpose,oflead crystal	41	41	3 149	3 149

https://www.bps.go.id

I.3. IMPOR MENURUT KOMODITI / IMPORT BY HS COMMODITY

***** FEBRUARI / *FEBRUARY 2022* *****

H S	Uraian Komoditi/*Commodity Description*	Berat bersih/*Net weight* (Kg)		Nilai/*Value CIF* (US$)	
		Bulan ini *Current month*	Kumulatif *Cum. Jan. to date*	Bulan ini *Current month*	Kumulatif *Cum. Jan. to date*
70134200	Glassware for table not drinking glass)ktchn,linear coef<5x106/Kelvin,0-3000C	47 517	73 209	186 584	311 460
70134900	Oth glassware for table(not drink glass)kitchen purposes,not ceramics	1 262 769	2 084 153	1 817 337	3 176 993
70139100	Other glassware of lead crystal	5 422	6 095	37 529	42 927
70139900	Other glassware of not lead crystal	663 373	1 590 617	1 120 109	2 712 156
70140010	Signalling glassware&optical element for motor vehicles,not thse of headng 70.15	61	169	1 815	6 188
70140090	Other signalling glassware&optical elements of glass,not optically worked	11 848	21 484	637 401	1 360 092
70151000	Glasses for corrective spectacles	61	984	820	28 525
70159010	Clock or watch glasses	15	96 103	449	33 409
70159090	Glasses for non-corrective spectacles; hollow glass spheres&their segments	82	2 467	1 804	26 711
70161000	Glass cubes&oth glass smallwares,for mosaics/decorative purposes	70 377	121 153	156 849	226 529
70169000	Oth articles of moulded glass;leaded lights;multicellular&smlr forms	36 398	63 428	109 380	213 447
70171010	Quartz reactor tubes&holders glass,for production of semiconductor wafers	1 140	1 821	44 079	85 367
70171090	Laboratory/pharmaceutical glass of fused quartz/oth fusedsilica;	25 197	89 728	397 874	1 267 225
70172000	Laboratory,hygienic/pharmaceutical w/coef< 5x106/kelvin,0-3000c	19 615	45 997	289 555	531 832
70179000	Laboratry,hygienic/pharmaceutical glasswre,nor fused quartz/fused silica	1 611	5 968	18 802	132 247
70181010	Glass beads	240 266	499 556	330 118	833 650
70181090	Imitation pearls, imitation precious/semi-precious stonesand similar glass smallwares	34 248	87 210	121 038	253 188
70182000	Glass microspheres<=1 mm in diameter	523 320	1 210 211	1 451 420	1 946 748
70189010	Glass eyes of glass microspheres<=1 mm in diameter	64	247	1 107	7 808
70189090	Glass eyes,not prsthtc artcls,ornamnt of lamp-worked glass,not imittn jewellry	2 988	25 103	54 455	96 498
70191100	Chopped strands,of a length <= 50 mm	329 424	707 801	493 838	1 044 021
70191200	Rovings of glass fibres	671 683	1 570 344	701 224	1 604 834
70191910	Yarn of glass fibres	168	4 755	165	30 846
70191990	Sliver of glass fibres	144 205	273 863	429 995	854 108
70193100	Mats of glass fibres	677 304	1 762 901	1 272 089	3 415 153
70193200	Thin sheets (voiles) of glass fibres	25 607	29 562	83 359	127 000
70193910	Asphalt/coal-tar impregnatd glass-fibre outerwrap forpipelines	6 720	8 285	172 816	229 890
70193990	Mattresses,boards&similar nonwoven products of glass fibres	417 285	979 448	1 138 538	2 301 128
70194000	Woven fabrics of glass fibres rovings	534 415	1 070 331	605 837	1 233 207
70195100	Oth woven fabric,of a width <= 30 cm	1 203	2 828	24 114	54 996
70195200	Oth woven fabric,of a width>30cm plain weave,wght<250g/m2of filamen	259	520	10 372	10 828
70195900	Oth woven fabric,of a width > 30 cm	141 767	319 282	437 112	1 130 714
70199010	Glass fibres (including glass wool)	25 386	51 662	113 478	232 028
70199020	Blinds of glass fibres	284	845	6 447	10 482
70199090	Other article of glass fibres	644 049	1 707 920	3 218 869	6 415 293
70200011	Glass moulds for the manufacture of acrylic goods	891	46 319	7 640	65 880
70200019	Glass moulds for other purposes	10 510	24 161	29 582	40 539
70200020	Quartz reactor tubes&holders designed for production ofsemiconductor wafers	0	4	0	72
70200030	Glass inner for vacuum flasks/oth vacuum vessels	572 283	899 547	1 411 533	2 073 837
70200090	Other articles of glass.	89 535	226 776	582 849	1 358 664
71012200	Cultured pearls,salt water,unworked	2	11	586	1 368
71022100	Diamonds, unworked or simply sawn,cleaved or bruted,industrial	16	20	58 228	81 230
71022900	Diamonds,worked,not mounted/set,industrial	480	925	849 694	1 838 776
71023900	Diamonds,worked,not mounted/set,non-industrial	15	63	3 558 662	6 686 473
71031010	Precious stones,unworked/simply sawn/roughly shaped,rubies	11	14	183	300
71031020	Precious stones,unworked/simply sawn/roughly shaped,jade(nephrite&jadeite)	28	28	363	363
71031090	Oth precious stones,unworked/simply sawn/roughly shaped	102	287	1 451	5 082
71039110	Rubies, worked	1	13	1 058	1 172
71039190	Sapphires & emeralds, worked	10	27	30 462	76 809

https://www.bps.go.id

I.3. IMPOR MENURUT KOMODITI / IMPORT BY HS COMMODITY

***** FEBRUARI / *FEBRUARY 2022* *****

H S	Uraian Komoditi/*Commodity Description*	Berat bersih/*Net weight* (Kg)		Nilai/*Value CIF* (US$)	
		Bulan ini *Current month*	Kumulatif *Cum. Jan. to date*	Bulan ini *Current month*	Kumulatif *Cum. Jan. to date*
71039900	Oth rubies, sapphires & emeralds, worked	215	401	42 526	59 859
71041010	Piezo-electric quartz,precious/semiprecious stones,unworked	26	74	4 683	11 140
71041020	Piezo-electric quartz,precious/semiprecious stones,worked	823	2 821	57 174	112 764
71042000	Other synthetic precious stones,unworked /simply sawn/roughly shaped	163	200	33 801	45 981
71049000	Other synthetic precious/semi stones,worked,roughly shapped	1 608	2 124	121 191	194 779
71051000	Dust and powder of diamonds	319	883	85 177	261 125
71059000	Dust&powder/of other natural/synthetic precious/semiprecious stones	35	2 874	3 750	6 037
71061000	Silver powder	100	173	79 197	112 925
71069100	Silver, unwrought	1 772	4 061	1 238 049	2 965 375
71069200	Silver, semi-manufactured	21 200	41 750	1 906 558	3 661 338
71070000	Base metals clad with silver,not further	423	987	45 384	97 574
71081210	Gold in lumps, ingots or cast bars	1 697	4 039	99 738 046	236 523 714
71081290	Gold,not in lumps,ingots/cast bars,oth unwrought forms	81	130	4 432 317	7 067 097
71081300	Gold,non monetary,oth semi-manufactured form	9 919	21 486	369 225	1 015 725
71090000	Base metals/silver,clad with gold not further worked thansemi-manufactured	22	57	102 944	189 600
71101190	Platinum in oth form, unwrought	1	1	3 082	3 082
71101900	Platinum, wrought	2	2	1 551	1 551
71102190	Palladum, unwrouht, in other form	5	5	452	452
71102900	Palladum, wrought	21	31	56 031	119 198
71103190	Rhodium, unwrouht, in other form	2	4	3 284	11 491
71103900	Rhodium, wrought	4	14	38 496	70 088
71104190	Iridium,osmium&ruthenium,in other forms,unwroughtsponge,unwrought	0	3	0	9 937
71129100	Waste and scrap of gold, including metal clad with gold but excluding sweepings containing other precious metals	21	21	4 785	4 785
71129200	Waste and scrap of platinum, incl metal clad with platinum but excluding sweepings containing other precious metals	1	1	50	50
71131110	Part of silver jewellery articles, whether or notplated or clad with precious metal	154	452	76 165	144 949
71131190	Silver jewellery articles, whether or notclad with precious metal	393	695	185 875	271 954
71131910	Part of jewellery of precious metal (excl silver), whetheror not plated or clad with	6 221	9 758	460 793	573 676
71131990	Articles of jewellery of precious metal, whether or notplated or clad with	19 666	36 076	1 667 448	3 405 772
71132010	Part of base metal jewellery, clad withprecious metal	0	5	0	286
71132090	Base metal jewellery , clad with precious metal	4 862	8 253	43 195	144 707
71141100	Articles of silversmithsí wares and parts there of, precious metal or of metal clad with precious metal	1	9	59	1 005
71142000	Articles of base metal wares and parts there of, clad with precious metal	37	79	78 792	134 414
71151000	Catalysts in the form of wire cloth or grill, of platinum	397 696	654 651	3 341 536	5 607 849
71159010	Other articles of precious metal of gold or silver	656	692	422 044	442 604
71159090	Other articles of other than gold or silver	133	917	132 616	378 657
71161000	Articles of natural or cultured pearl	6	6	2 511	2 511
71162000	Articles of precious or semi-precious stones (natural, synthetic or reconstructed)	1 639	4 835	29 155	124 164
71171110	Part of imitation jewellery of base metal, whether ornot plated with precious metal parts of cuff-links and studs	6	1 463	512	3 569
71171190	Imitation jewellery of base metal, whether or not platedwith precious metal cuff-links and studs	1 383	4 908	16 319	35 326
71171910	Imitation jewellery of base metal, whether or not platedwith precious metal, bangles	646	4 781	12 747	355 729
71171920	Other imitation jewellery of base metal, whether or not plated with	258 131	604 834	644 122	1 475 260
71171990	Part of other imitation jewellery of base metal, whetheror not plated with precious metal	29 267	46 433	253 621	489 509
71179011	Bangles,wholly of plastics or glass	36	147	1 967	2 722
71179012	Bangles,wholly of wood,tortoise shell,ivory,bone,horn,coral,mother-of-pearl&other animal carving material	0	50	0	133

https://www.bps.go.id

I.3. IMPOR MENURUT KOMODITI / IMPORT BY HS COMMODITY

***** FEBRUARI / *FEBRUARY 2022* *****

H S	Uraian Komoditi/*Commodity Description*	Berat bersih/*Net weight* (Kg)		Nilai/*Value CIF* (US$)	
		Bulan ini *Current month*	Kumulatif *Cum. Jan. to date*	Bulan ini *Current month*	Kumulatif *Cum. Jan. to date*
71179013	Imitation jewellery, bangles, wholly of porcelain or china	0	181	0	5 469
71179019	Imitation jewellery, bangles, of other material	162	531	5 367	14 708
71179021	Other Imitation jewellery, wholly of plastics or glass	302	7 238	3 842	19 949
71179029	Other imitation jewellery of other material	11 445	34 086	121 332	1 115 442
71179091	Imitation jewellery,parts wholly of porcelain/china	0	46	0	63
71179099	Oth than imitation jewellery,parts wholly of porcelain or china	7 136	15 414	81 456	164 887
71181010	Coin (other than gold coin), not being legal tender, silvercoin	1	1	103	103
71181090	Other than gold & silver coin not being legal tender	3 136	4 407	13 602	18 036
71189010	Gold coin, whether or not legal tender	1	1	21	21
71189090	Other than Gold & silver coin, whether or not legal tender	18	34	269	678
72011000	Pig iron&spiegeleisen in pig, block/oth primary form,nonalloy pig iron weight<= 0.5%phosphorus	2 769 130	5 078 121	1 844 185	3 447 888
72015000	Pig iron&spiegeleisen in pig,alloy pig iron,spiegeleisen	0	12	0	483
72021100	Ferro-alloy,manganese weight >2% carbon	2 225 200	4 615 225	3 758 667	8 216 393
72021900	Ferro-alloy,manganese weight<2% carbonof carbon	383 000	746 189	1 259 235	2 399 651
72022100	Ferro-alloys,silicon weight >55% silicon	9 957 223	27 132 854	21 768 855	63 571 718
72022900	Ferro-alloys,silicon weight<55%silicon	173 450	477 450	544 036	1 400 310
72023000	Ferro-silico-manganese	5 409 570	17 438 786	10 519 607	35 166 668
72024100	Ferro alloy,chromium weight>4%carbon	83 562 420	240 028 325	133 049 606	391 408 357
72024900	Ferro alloy,chromium weight>4%carbon	20 000	174 844	80 860	836 542
72025000	Ferro alloy,silico-chromium	15 000	15 000	51 750	51 750
72026000	Ferro alloy nickel	217 590	217 590	1 192 050	1 192 050
72027000	Ferro alloy molybdenum	911 067	2 435 053	24 293 605	62 765 450
72029100	Oth ferro alloy,titanium&silico-titanium	39 000	39 300	191 851	199 084
72029200	Oth ferro alloy, feero vanadium	20 000	22 000	500 818	554 402
72029300	Oth ferro alloy niobium	30 000	50 000	794 057	1 321 037
72029900	Oth than Ferro-silico-chromium, nikel,molybdenum,tungsten,ferro silicon tungsten, titanium, vanadium and niobium	646 779	856 625	1 791 463	2 404 800
72031000	Ferrous product obtained direct reduction iron ore pellet/similar forms&min purity weight<=99.94 %	10 999 190	116 262 459	6 292 197	62 923 318
72039000	Ferrous product obtained by not direct reduction of pellets/similar forms&min purity by weight<=99.94 %	0	500	0	750
72041000	Ferrous waste&scrap,remelting scrap ingots of iron/steel cast iron	295 785	896 320	218 472	668 874
72042100	Ferrous waste&scrap, remelting scrap ingots of iron/steel stainless steel	0	20 323	0	60 297
72042900	Cast iron/alloy steel&not stainless steel	1 276 846	4 259 753	681 939	2 134 109
72043000	Waste and scrap of tinned iron or steel	1 088 860	3 019 025	556 913	1 515 570
72044100	Waste&scrap,turning,shaving,chip,milling waste,sawdust,filing,trimming&stamping,whether/not in bundle	241 120	476 920	91 202	213 785
72044900	Oth than waste&scrap,ferrous tinned iron/steel,turnings, shavings&similar, whether or not in bundles	76 226 571	194 452 571	39 773 703	105 475 623
72051000	Pig iron, spiegeleisen, iron or steel of granules	1 218 334	2 420 416	1 232 666	2 458 901
72052100	Pig iron, spiegeleisen, iron or steel of alloy steel	139 192	392 250	447 913	1 648 408
72052900	Oth than pig iron, spiegeleisen, iron or steel, granules,granules, powders & alloy steel	933 400	2 024 974	1 663 797	3 448 812
72061090	Iron&non-alloy steel in ingots/oth primary formsexcl iron heading 72.03,weight<0.6 %carbon	6 801	289 817	99 669	575 929
72069000	Iron And Non-alloy Steel In Primary Forms, Oth Than Ingots (excluding Iron Of Heading 72.03).	1 019	48 194	3 957	74 195
72071100	Semi-finish product iron/non-alloy steel weight<0.25%carbon,cross-section,measuring<twice thickness	100 021 763	117 163 890	63 990 649	75 590 775
72071210	Semi-finish product iron/non-alloy steel slabs<0.25% carbon,cross-sect,measuring<twice the thickness	111 643 155	208 306 546	81 983 842	158 600 867
72071290	Semi-finish product iron/non-alloy steel thin<0.25% carbon,cross-section,measuring<twice the thickness	172 791	356 488	289 126	648 633
72071900	Oth than iron/non alloy steel,weight<0.25% carbon,crosssection,measuring<twice the thickness	62 227 512	131 828 830	41 465 845	89 067 807
72072021	Blocks roughly shaped forging; sheet bars thins0.25%>=weight<0.6% carbon	22 042	22 364	23 264	23 608
72072029	Oth than blocks roughly shaped forging sheet bars thins0.25%>=weight<0.6% carbon	27 497 757	39 408 727	18 034 105	25 751 623

https://www.bps.go.id

I.3. IMPOR MENURUT KOMODITI / IMPORT BY HS COMMODITY

***** FEBRUARI / *FEBRUARY 2022* *****

H S	Uraian Komoditi/*Commodity Description*	Berat bersih/*Net weight* (Kg)		Nilai/*Value CIF* (US$)	
		Bulan ini *Current month*	Kumulatif *Cum. Jan. to date*	Bulan ini *Current month*	Kumulatif *Cum. Jan. to date*
72072092	Blocks roughly shaped forging; sheet bars,not slabs weight>=0.6% carbon	67 368	90 575	266 815	314 721
72072099	Other than blocks roughly shaped by forging; sheet bars, not slabs,weight>=0.6% carbon	12 168 900	12 179 927	7 682 435	7 709 580
72081000	Iron/non-alloy steel in coils, not further worked than hot-rolled,w/patterns relief,width>=600, not clad, plated/coated	0	50 660	0	37 674
72082500	Iron/non-alloy steel in coils, until hot-rolled, pickled, width >=600mm, of a thickness>=4.75 mm; not clad, plated/coated	2 088 388	5 736 847	2 253 808	5 997 247
72082600	Iron/non-alloy steel in coils, until hot-rolled, pickled, width >=600mm,3mm>=thick< 4.75mm; not clad, plated/coated	8 031 265	23 861 982	8 243 646	23 300 325
72082711	Iron/non-alloy steel in coils,until hot-rolled, width >=600 mm pickled;not clad, plated/coated, thick<2mm, carbon>=0.6%	24 200	114 900	28 556	137 274
72082719	Iron/non-alloy steel in coils,until hot-rolled,width>=600mmpickled; not clad, plated/coated, thick<2mm, carbon<0.6%	5 080 045	12 426 797	5 222 584	12 562 007
72082791	Iron/non-alloy steel in coils,until hot-rolled,width>=600 mm pickled;not clad, plated/coated,2mm<=thick>3mm,carbon>=0.6%	0	25 370	0	33 536
72082799	Iron/non-alloy steel in coils,until hot-rolled,width>=600 mm pickled; not clad, plated/coated,2mm<=thick>3mm,carbon<0.6%	13 784 412	30 187 592	13 705 267	29 147 434
72083600	Iron/non-alloy steel in coils,until hot-rolled,width>=600 mm pickled; not clad, plated/coated,of a thick>10mm,carbon<0.6%	165	534 374	287	549 991
72083700	Iron/non-alloy steel in coils,until hot-rolled, width>=600 mm pickled; not clad,plated/coated,4.75mm>=thick<10mm,carbo<0.6%	5 994 375	10 404 759	5 369 471	9 600 226
72083800	Iron/non-alloy steel in coils,until hot-	6 962 133	10 030 243	6 259 369	9 073 419
72083990	Iron/non-alloy steel in coils,until hot-rolled,width>=600 mm pickled; not clad, plated/coated,3mm<=thick>0.17mm,carbo<0.6%	42 612 781	88 530 321	39 691 389	84 543 084
72084000	Iron/non-alloy steel not in coils,until hot-rolled,>=600mmwith patterns in relief	1 843 148	3 670 558	1 930 652	3 811 355
72085100	Iron/non-alloy steel not in coils,until hot-rolled,>=600mmwith patterns in relief of a thickness > 10 mm	8 185 330	18 570 800	9 751 137	20 761 927
72085200	Iron/non-alloy steel not in coils,until hot-rolled,>=600mmwith patterns in relief >=4.75 mm thicknes<10 mm	1 622 029	14 713 392	1 826 062	14 674 773
72085300	Iron/non-alloy steel not in coils,until hot-rolled,>=600mmwith patterns in relief >=3 mm thicknes<4.75 mm	19 810	182 376	19 805	213 039
72085490	Iron/non-alloy steel not in coils,until hot-rolled,>=600mmwith patterns in relief >=0.17mm&containig <0.6 % of carbon	0	21 556	0	6 560
72089090	Oth than not in coils, not further worked than hot-rolled,with patterns in relief	1 042 331	2 197 974	1 444 575	3 117 596
72091500	Iron/non-alloy steel, in coil cold-rolled of width >=600 mmnot coated, of a thickness >=3mm	51 047	272 349	73 966	325 469
72091610	Iron/non-alloy steel, in coil cold-rolled of width >=600 mmnot coated, <1mm&thickness <3mm of a width <1.250 mm	3 807 620	8 193 014	3 955 085	7 879 875
72091690	Iron/non-alloy steel, in coil cold-rolled of width >=600 mmnot coated, <1mm&thickness <3mm of a width >1.250 mm	2 764 139	5 892 451	2 779 025	5 593 193
72091710	Iron/non-alloy steel, in coil cold-rolled of width >=600 mmnot coated,>=0.5mm thickness<1 mm of a width <1.250 mm	7 473 098	19 910 748	7 107 538	19 604 756
72091790	Iron/non-alloy steel, in coil cold-rolled of width >=600 mmnot	10 915 231	20 950 207	10 058 594	18 426 395
72091810	Iron/non-alloy steel, in coil cold-rolled of width >=600 mmnot coated& thickness<0.5mm,tin-mill blackplate	8 106 130	26 272 373	10 955 147	35 369 216
72091899	Iron/non-alloy steel, in coil cold-rolled of width >=600 mmnot	6 375 278	17 105 099	7 001 288	18 664 056
72092500	Not in coils, not further worked than cold-rolled & of a thickness >=3mm	24 617	30 687	25 939	31 272
72092610	Not in coils, not further worked than cold-rolled >1 thickness <3mm, of width <1,250 mm	25 044	25 044	25 841	25 841
72092790	Not in coils, not further worked than cold-rolled >=0.5mm thickness <1mm, of width >1,250 mm	185	279	732	1 215
72099090	Not in coils, not further worked than cold-rolled >0.5 mm thickness>=0.17mm,weight>0.6% carbon&not corruggated	2 268	2 268	3 807	3 807
72101110	Iron or non-alloy steel, of a width>= 600 mm, clad, plated/coated tin, thickness>=0.5mm&weight>=0.6 % carbon	20 455	20 455	38 660	38 660
72101190	Iron or non-alloy steel, of a width>= 600 mm, clad, plated/coated tin, thickness>=0.5mm&weight<=0.6 % carbon	238 722	531 372	222 638	503 196

https://www.bps.go.id

I.3. IMPOR MENURUT KOMODITI / IMPORT BY HS COMMODITY

***** FEBRUARI / *FEBRUARY 2022* *****

H S	Uraian Komoditi/*Commodity Description*	Berat bersih/*Net weight* (Kg)		Nilai/*Value CIF* (US$)	
		Bulan ini *Current month*	Kumulatif *Cum. Jan. to date*	Bulan ini *Current month*	Kumulatif *Cum. Jan. to date*
72101210	Iron or non-alloy steel, of a width>= 600 mm, clad, plated/coated tin, thickness<0.5mm&weight>=0.6 % carbon	1 749 198	6 031 439	3 427 714	11 582 050
72101290	Iron or non-alloy steel, of a width>= 600 mm, clad, plated/coated tin, thickness<0.5mm&weight<=0.6 % carbon	5 903 688	15 970 763	9 741 178	26 488 981
72102010	Iron/non-alloy steel,width>=600 mm,clad,plated/coated lead,incl	55 063	106 733	113 795	228 458
72103011	Iron/non-alloy steel,width>=600 mm,electrolytically coated with zinc,thickness<=1.2mm&weight<0.6 % carbon	3 930 950	10 069 950	5 269 812	13 158 137
72103012	Iron/non-alloy steel,width>=600 mm,electrolytically coated with zinc,1.2mm > thickness <=1.5mm&weight<0.6 % carbon	74 550	191 760	114 828	243 642
72103019	Iron/non-alloy steel,width>=600 mm,electrolytically coated with	94 336	865 283	129 004	1 124 675
72103099	Iron/non-alloy steel,width>=600 mm,electrolytically coated with zinc, thickness >=1.2mm &weight>=0.6 % carbon	14 469	27 241	79 410	103 119
72104111	Iron/non-alloy steel,width>=600 mm,otherwise coated zinc,corrugated,weight<0.6 % carbon& thickness <=1.2 mm	213 000	245 591	250 116	302 286
72104191	Iron/non-alloy steel,width>=600 mm,otherwise coated zinc,corrugated,weight<0.6 % carbon&<=1.2 mm	19 353	19 353	80 161	80 161
72104911	Iron/non-alloy steel,width>=600 mm,coated zinc by the Ironzinc method,weight <0.04% carbon& thickness<=1.2 mm	2 753 631	4 982 960	3 107 675	5 253 435
72104912	Oth than iron/non-alloy steel,width>=600 mm,coated zinc byiron zinc method,weight <0.04% carbon& thickness<=1.2mm	8 253 102	24 209 223	8 553 132	26 246 731
72104913	Oth than iron/non-alloy steel,width>=600 mm,coated zinc byiron zinc method,weight<0.04%carbon&1.2mm<=thickness<=1.5mm	1 010 980	2 227 081	1 069 397	2 419 427
72104919	Oth than iron/non-alloy steel,width>=600 mm,coated zinc byiron zinc method,weight<0.04%carbon&<=1.2mm thickness>1.5mm	1 005 145	2 985 680	1 069 656	3 172 315
72104999	Oth than iron/non-alloy steel,width>=600 mm,coated zinc byiron zinc method,weight<0.04%carbon&>1.2mm	22 372	232 627	33 465	295 408
72105000	Iron/non-alloy steel,width>=600 mm,coated chromium oxidesor with chromium and chromium oxides	2 547 759	9 613 448	3 177 246	16 418 807
72106111	Iron/non-alloy steel,width>=600 mm,coated aluminium zinc	15 637 664	32 833 809	14 726 022	35 165 640
72106112	Iron/non-alloy steel,width>=600 mm,coated aluminium zinc alloys&weight <0.6 % carbon, >1.2 mm thickness<=1.5mm	0	47 110	0	62 892
72106119	Iron/non-alloy steel,width>=600 mm,coated aluminium zinc alloys&weight <0.6 % carbon, >1.2 mm thickness>1.5mm	100 395	201 445	130 112	270 369
72106199	Oth than Iron/non-alloy steel,width>=600 mm,coated aluminium zinc alloys,weight<0.6%carbon,>1.2mm&notcorrugated	85 671	107 370	58 256	82 947
72106911	Iron/non-alloy steel,width>=600 mm,coated aluminium zinc,weight<0.6%carbon&thickness <=1.2 mm	94 925	122 805	135 811	174 896
72106919	Iron/non-alloy steel,width>=600 mm,coated aluminium zinc,weight<0.6% carbon& >1.5mm	18 550	33 780	26 248	47 326
72107011	Painted,varnished/coated with plastics, containing weight<0.6 % carbon & thickness <=1.5 mm	16 503 124	43 113 624	19 750 846	52 466 183
72107019	No painted,varnished/coated with plastics,containing weight<0.6 % carbon & thickness <=1.5 mm	1 070 667	1 848 693	1 787 242	3 359 273
72107091	Painted,varnished/coated with plastics, containing weight<0.6 % carbon & thickness >1.5 mm	52	52	984	984
72107099	No painted,varnished/coated with plastics,containing weight<0.6 % carbon & thickness >1.5 mm	2 398 803	3 774 595	4 373 361	7 154 194
72109010	No painted,varnished/coated with plastics,containing weight<0.6 % carbon & thickness <=1.5 mm	864 793	1 143 613	1 201 913	1 567 179
72109090	No painted,varnished/coated with plastics,containing weight<0.6 % carbon & thickness >1.5 mm	402 335	2 326 872	712 887	3 863 872
72111311	Iron/non Alloy steel,width<600 mm, not coated, width>=150 mm, thick<=4 mm, <0.6% carbon, relief, hoop & strip, all plates	0	21	0	298
72111319	Iron/non Alloy steel,width<600 mm, not coated, width>=150 mm, thick<=4mm,<0.6% carbon,relief & not corrugated	14 094	33 790	44 143	94 343
72111399	Oth than hoop&strip,all plates Iron/non Alloy	0	887	0	1 751
72111413	Iron/non Alloy steel,width<600 mm, not coated, width>=150 mm, thickness >=4.75 mm,weight<0.6%carbon,hoop&strip all plates	58 668	131 962	96 094	209 404
72111419	Iron/non Alloy steel,width<600mm, not coated, width>=150 mm, thickness>=4.75mm, weight<0.6%carbon,not coils for re-rolling	58 028	160 623	89 004	253 473
72111499	Iron/non Alloy steel,width<600mm,not	169	7 713	1 538	13 949

https://www.bps.go.id

I.3. IMPOR MENURUT KOMODITI / IMPORT BY HS COMMODITY

***** FEBRUARI / *FEBRUARY 2022* *****

H S	Uraian Komoditi/*Commodity Description*	Berat bersih/*Net weight* (Kg)		Nilai/*Value CIF* (US$)	
		Bulan ini *Current month*	Kumulatif *Cum. Jan. to date*	Bulan ini *Current month*	Kumulatif *Cum. Jan. to date*
72111913	Iron/non Alloy steel,width<600mm,not coated, width >=150 mm, thickness<=4.75mm,weight<0.6%carbon,hoop&strip; all plates	1 113 432	1 231 503	1 601 901	1 780 792
72111915	Iron/non Alloy steel,width<600mm,not	0	2 855	0	9 430
72111919	Oth than coils for re-rolling,Iron/non alloy steel,width>=150mm width<600mm,thickness<=4.75mm,weight<0.6%carbon	37 936	78 237	44 852	92 436
72111991	Iron/non Alloy steel,width<600mm,not coated,width>=150 mm, thickness<=4.75mm,weight>0.6%carbon,hoop&strip;all plates	5 587	5 587	10 056	10 056
72111999	Oth than coils for re-rolling,Iron/non alloy steel,width>=150 mm width<600mm,thickness<=4.75mm,weight>0.6%carbon	194 316	194 316	243 540	243 540
72112320	Iron/non alloy steel,cold reduced,>=400mm width<600mm,not coated,thickness>=4.75mm,weight,<0.25%carbon,hoo&strip	122 932	314 037	169 098	448 129
72112330	Iron/non alloy steel,cold reduced,>=400mm width<600mm,not coated,thickness<=0.17mm,weight,<0.25%carbon	0	148	0	1 778
72112390	Oth than Iron/non alloy steel,cold reduced,>=400mm width < 600 mm, not coated,thickness<=0.17mm,weight,0.25%carbon	390 408	432 893	492 686	540 088
72112920	Iron/non alloy steel,cold reduced,>=150mm width<400mm,not coated,thickness>=4.75mm,weight,<0.25%carbon,hoop&strip	192 489	400 588	415 582	1 009 782
72112930	Iron/non alloy steel,cold reduced,>=150mm width<400mm,not coated,thickness<=0.17mm,weight,<0.25%carbon	1 454	3 252	8 407	17 816
72112990	Oth than Iron/non alloy steel,cold reduced,>=150mm width <400 mm, not coated, thickness <=0.17mm,weight,<0.25%carbon	5 101	21 783	9 811	46 809
72119019	Oth than iron/non alloy steel,cold reduced,<=25mm width<=400mm,weight<0.6%carbon,thichness<=0.17mm	4 570	4 570	19 337	19 337
72119099	Iron/non alloy steel,cold reduced,<=25mm width<=400mm,weight>0.6%carbon,thichness>=0.17mm	78 161	123 147	198 601	268 821
72121019	Flat-rolled iron/non-alloy steel,coated tin,weight<0.6%carbon, hoop&strip 400mm>width<600mm	56 633	99 343	139 054	238 912
72121093	Flat-rolled iron/non-alloy steel,coated tin,weight>0.6%carbon, hoop&strip 25mm>width<=400mm	22 280	44 890	48 013	96 738
72121099	Flat-rolled iron/non-alloy steel,coated tin,weight>0.6%carbon, hoop&strip 400mm>width<600mm	8 055	10 280	36 943	62 573
72122010	Flat-rolled iron/non-alloy steel,coated electrolytically zinc,weight>0.6% carbon, hoop&strip <=400mm	10 340	34 080	20 485	59 093
72122020	Flat-rolled iron/non-alloy steel,coated electrolytically zinc,weight<0.6% carbon,thickness<1.5mm	0	2	0	82
72122090	Flat-rolled iron/non-alloy steel,coated electrolytically zinc,weight<0.6% carbon,thickness>1.5mm	94 144	189 335	287 778	536 318
72123012	Flat-rolled iron/non-alloy steel,coated zinc,weight<0.6% carbon,hoop&strip >=25width<400mm	240 107	338 619	365 893	498 687
72123019	Oth than flat-rolled iron/non-alloy steel,coated the ironzinc alloy,weight>0.04 % carbon	1 770	1 773	4 979	5 379
72123090	Oth than flat-rolled iron/non-alloy steel,coated zinc,weight>0.04 % carbon	27 914	103 053	44 324	165 579
72124011	Flat-rolled iron/non-alloy steel,coated plastics,weight<0.6% carbon, hoop&strip width<400mm	36 332	157 185	51 783	218 280
72124012	Flat-rolled iron/non-alloy steel,coated plastics,weight<0.6% carbon, hoop&other strip width<400mm	130 414	151 430	215 072	247 570
72124019	Flat-rolled iron/non-alloy steel,coated plastics,weight<0.6% carbon, hoop&other strip width>400mm	1 883 503	3 483 573	3 353 156	6 431 715
72124099	Flat-rolled iron/non-alloy steel,coated plastics,weight>0.6% carbon, hoop&other strip width>=400mm	31 551	57 571	107 774	162 320
72125014	Flat-rolled iron/non-alloy steel,coated chromium	59 420	59 421	72 456	72 457
72125019	Other than flat-rolled iron/non-alloy steel,coated	1 420	11 844	3 290	138 512
72125024	Flat-rolled iron/non-alloy steel,coated aluminium-zincalloys,hoop and strip, width>25 mm	6 131 523	15 501 689	6 908 789	17 545 764
72125094	Flat-rolled iron/non-alloy steel,not coated,hoop and strip,,width>25	58 282	198 092	180 351	648 561
72125099	Oth than flat-roll iron/non-alloy steel,not coated,hoop&strip,,width>25 mm	7 289	28 729	24 012	59 568
72126011	Flat-rolled iron/non-alloy steel,clad,weight<0.6%& hoop andstrip,	48	93	1 071	2 082
72126091	Flat-rolled iron/non-alloy steel,clad,weight>0.6%&hoop andstrip,	81 574	81 574	303 994	303 994

https://www.bps.go.id

I.3. IMPOR MENURUT KOMODITI / IMPORT BY HS COMMODITY

***** FEBRUARI / *FEBRUARY 2022* *****

H S	Uraian Komoditi/*Commodity Description*	Berat bersih/*Net weight* (Kg)		Nilai/*Value CIF* (US$)	
		Bulan ini *Current month*	Kumulatif *Cum. Jan. to date*	Bulan ini *Current month*	Kumulatif *Cum. Jan. to date*
72126099	Oth than flat-rolled iron/non-alloy steel,clad,weight>0.6%&hoop and strip	0	55 201	0	163 929
72131010	Bars&rods,hot-rolled,in irregularly wound coils,iron/nonalloy steel,ribs,rolling process:diameter<50mm	459	459	568	568
72131090	Bars&rods,hot-rolled,in irregularly wound coils,iron/nonalloy steel,ribs,rolling process:diameter>50mm	9 317	116 740	13 841	89 547
72132000	Oth than bars&rods,hot-rolled,irregularly wound coils,iron/non alloy steel,ribs,rolling process:free cutting steel	126 259	269 502	194 247	428 224
72139110	Bars&rods,hot-rolled,in irregularly wound coils,iron/nonalloy steel,ribs,measuring diameter<14mm,soldering sticks	63 868	106 251	67 807	113 157
72139190	Oth than bars&rods,hot-rolled,in irregularly wound coils,iron/non alloy steel,ribs,measuring diameter<14mm,rebars	23 481 035	39 847 114	23 016 824	39 582 532
72139910	Bars&rods,hot-rolled,in irregularly wound coils,iron/nonalloy steel,ribs,measuring diameter>14mm,soldering sticks	0	12 702	0	39 481
72139990	Oth than bars&rods,hot-rolled,in irregularly wound coils,iron/non alloy steel,ribs,measuring diameter>14mm,rebars	3 181 511	5 684 500	3 334 003	6 168 738
72141011	Bars&rods iron/non-alloy steel, hot-rolled,twisted after rolling,	382 212	637 898	396 106	712 858
72141019	Bars&rods iron/non-alloy steel, hot-rolled,twisted after rolling, forged&weight<0.6%,not circular cross-section	43 128	84 875	114 720	233 979
72141021	Bars&rods iron/non-alloy steel, hot-rolled,twisted after rolling, forged&weight>0.6%,circular cross-section	0	2 022	0	7 185
72141029	Bars&rods iron/non-alloy steel, hot-rolled,twisted after rolling, forged&weight>0.6%,not circular cross-section	20 324	38 416	27 927	51 915
72142031	Containing indentations,ribs,grooves,twisted after rolling, weight <0.6%carbon,cross-section, used concrete reinforcement	702 766	1 621 698	515 434	1 158 295
72142059	Containing indentations,ribs,grooves,twisted after rolling,weight>0.6%carbon,cross-section, not used rebars	699 037	1 498 881	497 974	1 038 601
72142069	Containing indentations,ribs,grooves,twisted after rolling,weight>0.6%carbon,not cross-section,not used rebars	4 556	173 701	7 389	161 227
72143010	Containing indentations,ribs,grooves,twisted after	0	181 186	0	221 047
72149111	Containing indentations,ribs,grooves,twisted after rolling>=0.38 weight,0.6%carbon,free cutting steel,& manganese=1.15%	235 195	273 715	439 214	510 459
72149112	Containing indentations,ribs,grooves,twisted after rolling, 0.17% >= weight<0.46%carbon&,1,2%>=weight<1.65% manganese	26 282	30 382	34 760	39 415
72149119	Containing indentations,ribs,grooves,twisted after rolling, 0.17% <= weight>0.46%carbon&,1,2%<=weight>1.65% manganese	315 113	432 356	371 834	494 439
72149121	Containing indentations,ribs,grooves,twisted after rolling,weight>06%carbon&,weight<1.15% manganese	0	6 985	0	28 010
72149129	Containing indentations,ribs,grooves,twisted after rolling,weight>06%carbon&,weight>1.15% manganese	3 779	3 779	5 093	5 093
72149919	Oth than rectangular (other than square) cross-	34 121	57 090	37 747	65 032
72149991	Rectangular (other than square) cross-section; 0.38% < weight=<0.6%carbon,<0.05% fosfor&<=0.05% sulfur	708 369	1 284 726	860 798	1 538 888
72149992	Rectangular (other than square) cross-section; weight>=0.38%carbon&<1.15% manganese	3 663 617	10 174 483	4 463 747	12 087 457
72149993	Rectangular (other than square)cross-section;>=0.15%weight <0.46% carbon & 1,2%>=weight<1.65% manganese	136 873	956 420	152 766	1 122 272
72149999	Rectangular (other than square)cross-section;<=0.15%weight >0.46% carbon & weight>=1.65% manganese	195 499	355 826	242 880	417 947
72151010	Oth bar&rod iron/non-alloy steel,free-cut steel,not furtherwork than cold finished,circular cross-section	44 112	144 324	87 443	279 200
72151090	Oth bar&rod iron/non-alloy steel,free-cut steel,not furtherwork	132 578	159 691	218 129	302 426
72155099	Oth bar&rod iron/non-alloy steel,free-cut steel,not furtherwork than cold finished,weight<0.6%carbon,unused rebar	361 608	1 015 310	599 733	1 624 562
72159090	Oth bar&rod iron/non-alloy steel,free-cut steel,further work than	100 609	140 342	176 314	254 486
72161000	Angles,shapes&sect iron/non-alloy steel,U,I/H sect,not further worked than hot-rolled/extruded,height<80 mm	37 583	142 319	61 086	185 894
72162110	Angles,shapes&sect iron/non-alloy steel,L sect,not furtherwork than hot-rolled/extrude,height<80 mm,weight<0.6%carbon	0	14 055	0	22 473

https://www.bps.go.id

I.3. IMPOR MENURUT KOMODITI / IMPORT BY HS COMMODITY

***** FEBRUARI / *FEBRUARY 2022* *****

H S	Uraian Komoditi/*Commodity Description*	Berat bersih/*Net weight* (Kg)		Nilai/*Value CIF* (US$)	
		Bulan ini *Current month*	Kumulatif *Cum. Jan. to date*	Bulan ini *Current month*	Kumulatif *Cum. Jan. to date*
72162190	Angles,shapes&sect iron/non-alloy steel,L sect,not furtherwork than hot-rolled/extrude,height<80 mm,weight>0.6%carbon	2 038 609	2 105 816	1 651 006	1 778 506
72163110	Angles,shapes&sect iron/non-alloy steel,U sect,not further work than hot-roll/extrude,height<80 mm,weight>=0.6%carbon	916	26 100	1 937	45 941
72163190	Angles,shapes&sect iron/non-alloy steel,U sect,not further work	452 300	1 605 975	275 932	929 854
72163210	Angles,shapes&sect iron/non-alloy steel,I sect,not furtherwork than hot-roll/extrude,thickness<=5mm	0	8 947	0	7 602
72163290	Angles,shapes&sect iron/non-alloy steel,I sect,not furtherwork than hot-roll/extrude,thickness>=5mm	1 284 017	1 653 326	1 134 304	1 541 414
72163311	Angles,shapes&sect iron/non-alloy steel,H sect,not furtherwork than hot-roll/extrude,carbon<0.6%,thickness flange<=web	8 410 361	8 520 499	7 840 662	8 048 717
72163319	Angles,shapes&sect iron/non-alloy steel,H sect,not furtherwork than hot-roll/extrude,carbon<0.6%,thickness flange>=web	8 279	35 795	18 527	71 496
72163390	Angles,shapes&sect iron/non-alloy steel,H sect,not furtherwork than hot-roll/extrude,carbon>0.6%,thickness flange>=web	5 746 063	8 017 420	5 504 282	7 801 034
72164090	Angle,shape&sect iron/non-alloy steel,L/T sect,not furtherwork than hot-roll/extrude,height>=80mm&weight<=0.6%carbon	1 840 462	1 864 736	1 799 898	1 830 092
72165019	Angle,shape&sect iron/non-alloy steel,not further work thanhot-roll/extrude,height<80mm&weight<=0.6%carbon	201 658	363 363	254 810	483 473
72165091	Angle,shape&sect iron/non-alloy steel,not further work thanhot-roll/extrude,height>80mm&weight>=0.6%carbon	0	18 621	0	20 007
72165099	Angle,shape&sect iron/non-alloy steel,not further work thanhot-roll/extrude,height>80mm&weight<=0.6%carbon	2 907 522	13 703 742	2 894 274	13 428 826
72166100	Angle,shape&sect iron/non-alloy steel,not further work thancold-formed/finished,obtained from flat-rolled products	12	237 492	696	277 805
72166900	Angle,shape&sect iron/non-alloy steel,not further work thancold-formed/finished,obtained from not flat-rolled products	4 771	113 340	69 020	333 938
72169190	Angle,oth than slotted angles,further work than cold finish,from flat-rolled product,weight<=0.6%carbon	84 178	526 319	102 007	683 076
72169900	Angle,oth than slotted angles,further work than hot finish,from flat-rolled product	764 197	1 571 417	786 604	4 019 092
72171010	Wire iron/non-alloy steel,not plated, whether/not polished,weight>=0.25%carbon	682 467	1 230 669	876 827	1 624 100
72171022	Wire iron/non-alloy steel,Bead,reed,wire kind used makingstrands for prestressing concrete; free-cutting steel wire	38 730	174 772	74 422	302 970
72171029	Oth than wire iron/non-alloy steel,Bead,reed,wire kind usedmaking strands prestressing concrete,free-cutting steel wire	304 321	676 800	349 597	940 544
72171032	Wire iron/non-alloy steel,spokes,bead,reed wire;freecutting steel	169	169	1 105	1 105
72171033	Wire iron/non-alloy steel,wire of a kind used for makingstrands for prestressing concrete	35 818	35 819	38 683	38 684
72171039	Oth than wire iron/non-alloy steel,wire of a kind used formaking strands for prestressing concrete	117 646	265 724	218 493	483 971
72172010	Wire iron/non-alloy steel,plated/coated with zinc, weight<0.25% carbon	1 263 105	2 848 993	1 502 156	3 391 884
72172020	Wire iron/non-alloy steel,plated/coated with zinc,0.25%>=weight<0.45% carbon	170 119	407 625	343 487	777 112
72172091	Wire iron/non-alloy steel,steel core wire kind use forsteel reinforced aluminium conductors weight >=0.45% carbon	12 823	16 774	90 669	158 578
72172099	Wire iron/non-alloy steel,steel core wire kind use forsteel unreinforced aluminium conductor weight<=0.45%carbon	769 674	3 064 797	1 937 308	6 198 126
72173011	Wire iron/non-alloy steel,plated with oth base	0	519	0	3 323
72173019	Wire iron/non-alloy steel,plated with oth base metal,weight<0.25%carbon,not plated tin	24 000	49 808	36 000	171 778
72173021	Wire iron/non-alloy steel,0.25%>=weight<0.6% carbon,plated tin	1 763	4 127	26 825	61 925
72173033	Wire iron/non-alloy steel,weight>=0.6%carbon,brass coatedsteel	518 671	997 523	772 793	1 525 353
72173034	Wire iron/non-alloy steel,weight>=0.6%carbon,copper coatedsteel wire kind used manufacture of pneumatic rubber tyres	1 921 578	4 478 242	2 815 658	6 606 289
72173039	Wire iron/non-alloy steel,weight>=0.6%carbon,oth brass,copper,tin coated wire use manufact pneumatic rubber tyres	65 101	89 808	209 483	351 898
72179010	Oth than wire iron/non-alloy steel,weight<0.25%carbon	38 781	41 887	85 977	94 163
72179090	Oth than wire iron/non-alloy steel,weight>0.25%carbon	372 314	565 422	360 973	569 698

https://www.bps.go.id

I.3. IMPOR MENURUT KOMODITI / IMPORT BY HS COMMODITY

***** FEBRUARI / *FEBRUARY 2022* *****

H S	Uraian Komoditi/*Commodity Description*	Berat bersih/*Net weight* (Kg)		Nilai/*Value CIF* (US$)	
		Bulan ini *Current month*	Kumulatif *Cum. Jan. to date*	Bulan ini *Current month*	Kumulatif *Cum. Jan. to date*
72181000	Stainless steel in ingots/other primary form,semi-finishproduct	26 611	27 564	116 917	119 858
72189100	Oth stainless steel in ingots/oth primary form,rectangular(oth than square)cross-section	0	68	0	3 228
72189900	Oth than stainless steel in ingots/oth primary form,rectangular (oth than square)cross-section	586 926	1 296 793	1 505 301	3 668 881
72191100	Flat-rolled product stainless steel,width>=600mm,unfurtherwork than hot-rolled in coils,thickness>10mm	21 487	24 431	64 512	217 765
72191200	Flat-rolled product stainless steel,width>=600mm,unfurtherwork than hot-rolled in coils,4.75mm>=thickness<10mm	258 430	997 134	565 643	2 378 638
72191300	Flat-rolled product stainless steel,width>=600mm,unfurtherwork than hot-rolled in coils,3mm>=thickness<4.75mm	1 422 423	5 083 019	2 671 649	8 863 742
72191400	Flat-rolled product stainless steel,width>=600mm,unfurtherwork than hot-rolled in coils,thickness<3mm	2 558 864	5 050 894	4 765 344	10 045 677
72192100	Flat-rolled product stainless steel,width>=600mm,unfurtherwork than hot-rolled not in coils,thickness>10mm	725 621	1 106 159	3 590 128	4 951 492
72192200	Flat-rolled product stainless steel,width>=600mm,unfurtherwork than hot-rolled not in coils,4.75mm>=thickness=<10mm	1 275 170	3 785 992	3 640 264	11 781 532
72192300	Flat-rolled product stainless steel,width>=600mm,unfurtherwork than hot-rolled not in coils,3mm>=thickness<4.75mm	360 639	1 016 175	954 480	3 146 525
72192400	Flat-rolled product stainless steel,width>=600mm,unfurtherwork than hot-rolled not in coils,thickness<3mm	123 575	245 084	320 548	737 267
72193100	Flat-rolled product stainless steel,width>=600mm,unfurtherwork	104 636	204 948	180 179	498 104
72193200	Flat-rolled product stainless steel,width>=600mm,unfurtherwork than cold-rolled,3mm>=thickness<4.75mm	206 497	393 801	752 083	1 250 137
72193300	Flat-rolled product stainless steel,width>=600mm,unfurtherwork than cold-rolled,1mm>=thickness<3mm	2 262 849	8 784 219	4 485 283	16 075 992
72193400	Flat-rolled product stainless steel,width>=600mm,unfurtherwork than cold-rolled,0.5mm>=thickness=<1mm	2 901 710	12 717 265	5 283 156	23 662 118
72193500	Flat-rolled product stainless steel,width>=600mm,unfurtherwork than cold-rolled,thickness<0.5mm	1 259 373	3 194 581	2 822 278	6 847 544
72199000	Oth flat-rolled product stainless steel,unfurther work thanhot-	114 401	374 703	578 697	1 958 677
72201110	Flat roll product stainless,width<600 mm,unfurther workthan hot roll,thickness>=4.75 mm,hoop&strip,width<=400mm	16 733	47 097	57 023	203 458
72201190	Flat roll product stainless,width<600 mm,unfurther workthan hot roll,thickness>=4.75 mm,hoop&strip,width>400mm	349 192	800 485	716 158	1 614 380
72201210	Flat roll product stainless,width<600 mm,unfurther workthan hot roll,thickness<4.75 mm,hoop&strip,width<=400mm	40 756	95 229	91 741	154 600
72201290	Flat roll product stainless,width<600 mm,unfurther workthan hot roll,thickness<4.75 mm,hoop&strip,width>400mm	119 585	230 291	383 950	588 690
72202010	Flat roll product stainless,width<600 mm,unfurther workthan cold roll,thickness<4.75 mm,hoop&strip,width<=400mm	355 381	691 162	809 854	2 717 976
72202090	Flat roll product stainless,width<600 mm,unfurther workthan cold roll,thickness<4.75 mm,hoop&strip,width>400mm	74 374	223 073	333 501	788 149
72209010	Oth than flat roll product stainless,width<600 mm,unfurtherthan hot/cold roll,thick<4.75 mm,hoop&strip,width<=400mm	8 243	52 484	99 586	747 505
72209090	Oth than flat roll product stainless,width<600 mm,unfurtherthan	85 739	388 702	544 504	1 962 360
72210000	Bar&rod,hot-roll,irregularly wound coil,stainless steel	686 922	1 300 826	2 591 455	4 834 195
72221100	Bar&rod,stainless steel,angle,shape&sect unfurther work hotroll,circular cross section	77 707	143 242	260 029	477 972
72221900	Oth than bar&rod,stainless steel,angle,shape&sect unfurtherwork hot roll,circular cross section	1 151 519	2 343 869	1 502 365	3 147 875
72222010	Bar&rod,stainless steel,angle,shape&sect unfurther workcolf roll,circular cross section	175 207	324 973	886 033	1 796 353
72222090	Oth than bar&rod,stainless steel,angle,shape&sect unfurtherunfurther work cold roll,circular cross section	436 634	1 083 574	1 490 431	3 765 394
72223010	Bar&rod,unfurther work than hot/cold,circular cross-section	107 430	147 802	371 142	536 569
72223090	Oth tha bar&rod,unfurther work than hot/cold,circular crosssection	43 540	282 644	163 909	1 288 310
72224010	Bar&rod,stainless steel,angle,shape&sect unfurther work hotroll,circular cross section	33 217	127 925	108 657	440 707
72224090	Bar&rod,stainless steel,angle,shape&sect unfurther workcold roll,circular cross section	248 464	600 751	664 079	1 428 168

https://www.bps.go.id

I.3. IMPOR MENURUT KOMODITI / IMPORT BY HS COMMODITY

***** FEBRUARI / *FEBRUARY 2022* *****

H S	Uraian Komoditi/*Commodity Description*	Berat bersih/*Net weight* (Kg)		Nilai/*Value CIF* (US$)	
		Bulan ini *Current month*	Kumulatif *Cum. Jan. to date*	Bulan ini *Current month*	Kumulatif *Cum. Jan. to date*
72230010	Wire of stainless steel,cross-section>=3mm	102 640	586 751	760 099	2 895 206
72230090	Wire of stainless steel,cross-section<=3mm	1 361 508	2 748 942	4 490 576	10 110 113
72249000	Oth Alloy steel ingots,semi finish product oth alloy steel,,ingots&oth primary forms	2 644 039	4 668 824	1 904 998	3 571 290
72251100	Flat-rolled product oth alloy steel,width>=600mm,siliconelectrical steel,grain-oriented	399 441	1 475 922	943 584	3 787 366
72251900	Oth than flat-rolled product oth alloy steel,width>=600mm,silicon electrical steel,grain-oriented	582 122	2 776 253	983 428	4 315 408
72253090	Oth than Flat-roll product alloy steel,width>=600mm,othunfurther work than hot roll, in coils,high speed steel	7 630 060	20 961 410	7 745 843	22 311 419
72254090	Oth than flat-roll product alloy steel,width>=600mm,othunfurther work than hot roll,not in coils,high speed steel	3 913 954	11 400 382	5 528 584	15 870 147
72255010	Flat-roll product alloy steel,width>=600mm,oth unfurtherwork than cold roll,high speed steel	0	36 455	0	43 154
72255090	Oth than flat-roll product alloy steel,width>=600mm,othunfurther work than cold roll,high speed steel	47 090 875	99 068 375	43 139 207	85 633 645
72259190	Oth than flat-roll product steel,width>=600mm,unfurtherwork cold roll,electrolyti coated zinc,high speed steel	228 267	1 591 356	332 907	2 243 032
72259290	Oth than flat-roll product steel,width>=600mm,unfurtherwork cold roll,othwise coated zinc,high speed steel	15 176 687	26 467 466	16 518 522	30 095 372
72259990	Oth than flat-roll product steel,width>=600mm,unfurtherwork cold roll,high speed steel	38 769 208	87 301 890	45 435 074	103 663 123
72261110	Flat-rolled products of silicon-elect steel,grain-oriented,hoop&strip,width<=400mm	21 752	207 509	89 183	529 193
72261190	Flat-rolled products of silicon-elect steel,grain-oriented,hoop&strip,400mm<width<=600mm	139 227	485 154	460 676	1 581 173
72261910	Flat-rolled products of silicon-elect steel,oth than grainoriented,hoop&strip,width<=400mm	0	2 063	0	2 149
72261990	Flat-rolled products of silicon-elect steel,oth than	437 569	726 822	748 382	1 234 845
72262010	Flat-rolled products of high speed steel,hoop&strip,width<=400mm	799	2 416	10 189	30 862
72262090	Flat-rolled products of high speed steel,hoop&strip,400mm<width<=600mm	15	45	372	1 165
72269110	Flat-rolled products not high speed&silicon-elect steel,notfurther work than hot-rolled,hoop&strip,width<=400mm	113 925	295 788	185 390	490 618
72269190	Flat-rolled products not high speed&silicon-elect steel,notfurther work than hot-rolled,hoop&strip,400mm<width<600mm	91 347	164 260	305 573	609 944
72269210	Flat-rolled products not high speed&silicon-elect steel,notfurther work than cold-rolled,hoop&strip,width<=400mm	60 618	114 446	241 641	459 597
72269290	Flat-rolled products not high speed&silicon-elect steel,notfurther work than cold-rolled,hoop&strip,400mm<width<600mm	175 156	448 293	1 852 280	4 429 772
72269911	Flat-rolled products not high speed&silicon-elect steel,further work than,hoop&strip,width<=400mm,coated zinc	21 002	21 002	29 892	29 892
72269919	Flat-rolled products not high speed&silicon-elect steel,further work than,hoop&strip,width<=400mm,not coated zinc	0	232	0	10 724
72269999	Flat-rolled products not high speed&silicon-elect steel,further work than,hoop&strip,width>400mm,not coated zinc	62 071	233 839	83 248	308 776
72272000	Bar&rod,hot roll, irregularly wound coil,oth alloy steel,silico-manganese steel	884 238	1 864 870	866 753	1 788 860
72279000	Oth than bar&rod,hot roll, irregularly wound coil,oth alloysteel,high speed steel,silico-manganese steel	12 130 270	26 916 661	12 521 052	28 206 277
72281010	Bar&rod oth alloy steel; angle,shape&sec,hollow drill,alloy/non-alloy steel,high speed steel,circular cross-section	525	38 973	5 916	130 716
72281090	Oth bar&rod oth alloy steel; angle,shape&sec,hollow drill,,alloy/non-alloy steel,high speed steel,circular cross-sect	0	243	0	10 794
72282011	Bar&rod oth alloy steel; angle,shape&sect,,silicon	420 717	985 265	532 138	1 254 761
72282019	Oth bar&rod oth alloy steel; angle,shape&sect,siliconmangan steel,circular cross-sect,unfurther work hot rolled	164 467	304 356	292 578	515 868
72282099	Oth than bar&rod oth alloy steel; angle,shape&sect,siliconmangan steel,circular cross-sect,unfurther work hot rolled	5 818	40 764	14 142	93 810
72283010	Bar&rod oth alloy steel;angle,shape&sect unfurther work hotroll,circular cross sect	10 052 759	31 952 200	12 900 447	38 954 294

https://www.bps.go.id

I.3. IMPOR MENURUT KOMODITI / IMPORT BY HS COMMODITY

***** FEBRUARI / *FEBRUARY 2022* *****

H S	Uraian Komoditi/*Commodity Description*	Berat bersih/*Net weight* (Kg)		Nilai/*Value CIF* (US$)	
		Bulan ini *Current month*	Kumulatif *Cum. Jan. to date*	Bulan ini *Current month*	Kumulatif *Cum. Jan. to date*
72283090	Oth than bar&rod oth alloy steel;angle,shape&sect unfurtherwork hot roll,circular cross sect	8 544 142	14 817 151	11 231 338	20 040 263
72284010	Bar&rod oth alloy steel;angle,shape&sect unfurther workforged,circular cross sect	109 803	273 675	353 556	983 299
72284090	Oth than bar&rod oth alloy steel;angle,shape&sect unfurtherwork forged,circular cross sect	237 947	1 418 275	708 696	2 293 560
72285010	Bar&rod oth alloy steel;angle,shape&sect unfurther workcold-formed/finished,circular cross sect	548 115	1 285 556	1 205 553	2 686 763
72285090	Oth than bar&rod oth alloy steel;angle,shape&sect unfurtherwork cold-formed/finished,circular cross sect	1 085 878	2 382 047	1 156 956	2 431 962
72286010	Oth bar&rod,circular cross sect	20 971	54 575	35 082	143 455
72286090	Oth than bar&rod,circular cross sect	21 475	35 631	56 384	89 142
72287010	Bar&rod oth alloy steel;angle,shape&sect unfurther work hotroll	0	22 470	0	18 875
72287090	Oth bar&rod oth alloy steel;angle,shape&sect unfurther workhot	239 017	1 756 838	308 586	1 699 049
72288011	Bar&rod oth alloy steel; angle,shape&sec,hollow drill,sectunfurther work hot roll,weight>=0.6%,,circular cross-sect	30 950	44 498	175 086	251 708
72288019	Oth bar&rod oth alloy steel; angle,shape&sec,hollow drill,sect unfurther hot roll,weight>=0.6%,,circular cross-sect	8	108 225	470	119 697
72288090	Oth bar&rod oth alloy steel; angle,shape&sec,hollow drill,sect unfurther hot roll,weight<=0.6%,,circular cross-sect	169 398	218 999	232 694	299 827
72292000	Wire of oth silico-manganese steel	792 206	2 205 446	1 175 260	3 154 480
72299020	Wire of oth than silico-manganese steel,cross-sect<=5.5mm	197 540	680 130	293 925	1 067 223
72299030	Wire of high speed steel	86 452	233 169	164 257	446 829
72299091	Wire of containing by weight>=0.5% chromium	810 899	2 336 124	1 377 356	4 167 430
72299099	Other wire of alloy steel	592 411	1 561 404	1 078 280	2 973 600
73011000	Sheet piling of iron/steel,whether/not drill,punched/madefrom assembled elements	745 000	1 059 841	853 689	1 184 194
73012000	Welded angles, shapes and sections of iron or steel	4 252	15 124	13 894	38 673
73021000	Rails for railway/tramway track construction material ofiron/steel	807 848	1 147 770	1 091 679	1 649 416
73023000	Switch blade, cross frog, point rod&oth cross piece for railway/tramway track construction material of iron/steel	75 671	75 684	119 687	119 820
73024000	Fish-plates and sole plates for railway/tramwaytrack construction material of iron/steel	6 728	18 100	19 656	57 931
73029010	Sleeper (cross-ties) for railway/tramway track constructionmaterial of iron/steel	6 061	11 912	9 239	19 230
73029090	Chairs, chair wedges, rail chips, bedplates, ties forrailway/tramway track construction material of iron/steel	96 788	192 673	902 174	1 273 159
73030011	Hubless tubes and pipes, of cast iron	379 320	682 131	550 565	1 064 457
73030019	Tubes and pipes with hub, of cast iron	4 907 485	5 829 909	7 592 856	9 379 293
73030091	Hollow profiles, of cast iron with external diameter not exceeding 100 mm	3 577	25 559	22 936	64 776
73030099	Hollow profiles, of cast iron with external diameter exceeding 100	72 264	103 446	238 322	454 005
73041100	Line pipe used for oil/gas pipelines of stainless steel	452 262	1 100 107	1 971 528	4 691 104
73041900	Line pipe used for oil/gas pipelines oth of stainless steel	4 762 032	10 537 243	6 139 601	13 260 029
73042210	Drill pipe of stainless steel used in drilling for oil/gas with yield	0	10 338	0	30 242
73042290	Drill pipe of stainless steel used in drilling for oil/gas with yield strength>=80,000 psi & not threaded pipe-end	1 224 547	1 781 392	1 397 473	2 123 550
73042310	Oth drill pipe of stainless steel used in drilling for oil/with yield strength< 80,000 psi & not threaded pipe-end	979	991	2 631	2 687
73042390	Oth drill pipe of stainless steel used in drilling for oil/with yield strength>=80,000 psi & not threaded pipe-end	204 671	277 327	693 627	978 757
73042410	Casing and tubing with yield strength less than 80,000 psi and not threaded end, of stainless steel	0	48 037	0	151 318
73042490	Casing and tubing with yield strength less than 80,000 psi and threaded end, of stainless steel	1 551 464	2 164 157	6 906 780	9 282 777
73042910	Casing and tubing with yield strength less than 80,000 psi and not threaded end, not of stainless steel	6 650 222	14 594 711	11 365 323	27 303 608
73042990	Casing and tubing with yield strength less than 80,000 psi and threaded end, not of stainless steel	973 744	2 981 630	1 112 064	3 944 125

https://www.bps.go.id

I.3. IMPOR MENURUT KOMODITI / IMPORT BY HS COMMODITY

***** FEBRUARI / *FEBRUARY 2022* *****

H S	Uraian Komoditi/*Commodity Description*	Berat bersih/*Net weight* (Kg)		Nilai/*Value CIF* (US$)	
		Bulan ini *Current month*	Kumulatif *Cum. Jan. to date*	Bulan ini *Current month*	Kumulatif *Cum. Jan. to date*
73043110	Drillrod casing and tubing with pin and box threads, cold-drawn/rolled (cold reduced)	34 076	74 516	126 091	294 241
73043120	High-pressure pipe capable of with standing a pressure of not less than 42,000 psi, cold-drawn/rolled (cold reduced)	10 885	10 887	123 490	124 118
73043140	Circular cross-section, iron/non-alloy steel,diameter<140mm& carbon weight < 0.45%, cold-drawn/rolled (cold reduced)	255 806	663 769	500 781	1 267 054
73043190	Circular cross-section,iron/non-alloy steel,diameter>=140mm & carbon weight >=0.45%, cold-drawn/rolled (cold reduced)	625 739	1 646 452	1 268 429	3 180 805
73043920	High-pressure pipe capable of withstanding a pressure of not<42,000 psi,not cold-drawn/cold-rolled (cold-reduced)	246	246	404	404
73043940	Circular cross-section,iron/non-alloy steel, diameter <140 mm & carbon <0.45%,not cold-drawn/cold-rolled(cold-reduced)	635 430	1 070 572	1 387 085	2 182 757
73043990	Circular cross-section,iron/non-alloy steel,diameter >=140 mm & carbon >=0.45%, not cold-drawn/cold-rolled (cold-reduced)	1 376 554	3 467 540	3 010 446	6 652 725
73044100	Cold-drawn or cold-rolled (cold-reduced), other of circularcross-section, of stainless steel	219 457	717 575	1 155 043	3 389 106
73044900	Other cold-drawn or cold-rolled (cold-reduced), other of circular cross-section, of stainless steel	203 480	340 232	986 133	1 765 332
73045110	Drillrod casing and tubing with pin and box threads, cold-drawn or cold-rolled (cold-reduced)	0	28 215	0	46 685
73045120	High-pressure pipe capable of withstanding a pressure of not < 42,000 psi, cold-drawn or cold-rolled (cold-reduced)	454 961	524 266	1 116 036	1 271 099
73045190	Other high-pressure pipe capable of withstanding a pressureof not < 42,000 psi, cold-drawn/cold-rolled (cold-reduced)	123 917	214 998	618 051	973 455
73045910	High-pressure pipe capable of withstanding a pressure of not < 42,000 psi, not cold-drawn/cold-rolled (cold-reduced)	256 654	341 948	726 552	1 011 868
73045990	Other high-pressure pipe capable of w/ standing a pressure of< 42,000 psi, not cold-drawn/cold-rolled (cold-reduced)	466 911	2 529 056	1 265 723	5 314 876
73049010	Other high-pressure pipe capable of with standing a pressure of not less than 42,000 psi	48 751	108 046	361 096	805 688
73049090	Oth tubes/pipes/hollow profiles,seamless steel, diameter >= 140 mm & carbon weight >= 0.45%	2 662 000	5 141 223	5 812 354	13 691 627
73051100	Line pipe of a kind used for oil or gas pipelines:longitudinally submerged arc welded	85 996	2 154 792	160 878	4 805 410
73051210	Line pipe of a kind used for oil or gas pipelines:longitudinally welded,elect resist welded	0	108 228	0	187 391
73051290	Line pipe of a kind used for oil or gas pipelines:longitudinally welded,not elect resist welded	1 699	36 587	6 306	94 542
73051910	Line pipe of a kind used for oil or gas pipelines:spiral or helical submerged arc welded	153 000	153 000	203 033	203 033
73052000	Casing of a kind used in drilling for oil or gas	22 704	22 704	80 336	80 336
73053110	Stainless steel pipes and tubes of a kind used in drilling for oil or gas longitudinally welded	10 286	11 938	43 318	51 544
73053190	Oth Stainless steel pipes & tubes high-pressure pipe capable of withstanding a pressure of not less than 42,000 psi	4 280	3 117 078	17 819	5 689 383
73053990	Oth Stainless steel pipes & tubes high-pressure pipe capable of withstanding a pressure of not less than 42,000 psi	1 345	1 345	2 850	2 850
73059000	Oth casing of a kind used in drilling for oil or gas,welded	16 548	16 548	85 954	85 954
73061110	Line pipe of a kind used for oil/gas pipelines; welded,of stainless steel:Longitudinally electr resist welded (ERW)	0	1 153	0	4 969
73061120	Line pipe of a kind used for oil/gas pipelines; welded,of stainless	4 359	4 359	33 625	33 625
73061190	Oth line pipe of a kind used for oil/gas pipelines; welded,of stainless steel	65 789	123 538	176 127	333 964
73061910	Oth line pipe of a kind used for oil/gas pipelines; welded,of stainless	712 669	723 003	970 205	1 000 318
73061920	Oth line pipe of a kind used for oil/gas pipelines; welded,of stainless steel:spiral or helical submerged arc welded	4	4	15	15
73061990	Oth line pipe of a kind used for oil/gas pipelines; welded,of stainless steel,nor ERW &spiral/helical submerged welded	122 547	259 075	128 397	292 829
73062100	Casing and tubing of a kind used in drilling for oil/gas welded, of stainless steel	1 856	1 856	18 610	18 610

https://www.bps.go.id

H S	Uraian Komoditi/*Commodity Description*	Berat bersih/*Net weight* (Kg)		Nilai/*Value CIF* (US$)	
		Bulan ini *Current month*	Kumulatif *Cum. Jan. to date*	Bulan ini *Current month*	Kumulatif *Cum. Jan. to date*
73062900	Oth casing & tubing of a kind used in drilling for oil/gas welded, of stainless steel	29 462	29 471	232 497	233 048
73063011	Boiler tubes : with an extn diameter < 12.5 mm	109 711	140 066	644 134	960 041
73063019	Oth boiler tubes : with an extn diameter < 12.5 mm+B1306	74 237	434 083	114 788	738 457
73063021	Copper-plated,fluororesin-coated/zinc-chromated steel tubewith an	272 090	521 741	712 296	1 661 233
73063029	Oth copper-plated,fluororesin-coated/zinc-chromated steel tube with an extn diamtr<=15 mm:with an extn diamtr < 12.5 mm	0	2 459	0	8 168
73063030	Pipe used to make sheath pipe(heater pipe) for heat elemnt of elect flat iron/rice cookrs, with an extn diamtr <= 12 mm	22	22	101	101
73063041	Pipe used to make sheath pipe(heater pipe) for heat elemnt of elect flat iron/rice cookers, with an extn diamtr<12 mm	0	4	0	609
73063049	Oth pipe used to make sheath pipe(heater pipe) for heating elemnt of elect flat iron/rice cooker, w/extn diamtr<12.5 mm	106 974	145 140	177 437	247 109
73063091	Pipe to heater pipe for elemnt elect flat,extn dia<=12mm,w/intern dia>=12.5mm,extn dia<140mm&contain weight<0.45%	538 499	1 159 144	1 187 221	2 223 664
73063092	Pipe to heater pipe elemnt of elect flat,extn dia<=12mm,with intnl dia>=12.5mm,extrnl dia<140mm&contain weight<0,45%	187 555	262 326	478 934	654 902
73063099	Oth pipe to heater pipe,elemnt elect flat,w/extn dia <=12 mm, w/intrnl dia>=12.5 mm,extrnl dia<140mm &contain weight<0.45%	274 075	467 176	443 253	786 321
73064011	Welded of circular cross-sect,stainless steel,boiler tubestubes with an extn diameter <= 12.5 mm	99	14 543	1 325	111 717
73064019	Welded of circular cross-sect,stainless steel,boiler tubestubes with an extn diameter > 12.5 mm	1 902	6 774	8 198	27 018
73064020	Stainless steel pipes and tubes, with an external diameter	767 001	1 084 798	1 970 867	3 043 076
73064090	Oth Boiler tubes,stainless steel pipe&tube,w/extrnl diamtr>105mm,contain weight 30% nickel,w/extrnl dia>=10mm	432 317	771 745	1 382 445	2 648 211
73065019	Welded of circular cross-sect,oth alloy steel,boiler tubestubes with	2 155	27 155	23 626	43 346
73065099	Pipe oth than boiler tubes with an externaldiameter >12.5mm	284 219	525 483	888 550	1 458 451
73066110	Hollow profiles of iron/steel,welded with an externaldiagonal <12.5	11 841	33 769	40 524	122 846
73066190	Hollow profiles of iron/steel,welded with an externaldiagonal	1 069 722	3 237 835	1 285 834	3 993 843
73066990	Hollow profiles of iron/steel,not welded with an externaldiagonal	579 435	579 458	716 463	717 349
73069011	Copper brazed pipes and tubes,with external diagonal cross-section diameter < 12,5mm	28	28	30	30
73069019	Copper brazed pipes and tubes,with external diagonal cross-section diameter >= 12,5mm	8 568	8 568	8 739	8 739
73069092	Other than high presure pipes	415	503	21 036	24 660
73069093	Other high presure pipes with an external diagonal cross-section <12,5 mm	56 110	179 111	471 243	1 526 553
73069099	Other high presure pipes	409 737	671 016	755 775	1 497 229
73071110	Hubless tube or pipe fittings	201	1 614	8 390	11 303
73071190	Other hubless tube or pipe fitting shubless tube or pipe fittings	6 333	25 656	22 155	83 398
73071900	Other cast fittings of non-malleable cast iron	102 552	188 979	321 575	835 314
73072110	Flanges, having an internal diameter of less than 15 cm	35 538	88 727	289 412	568 468
73072190	Other flanges, having an internal diameter of < 15 cm	192 550	351 204	987 091	1 728 618
73072210	Threaded elbows, bends and sleeves, having an internal diameter of less than 15 cm	1 185	3 512	93 680	220 491
73072290	Other threaded elbows, bends and sleeves, having an internal diameter of less than 15 cm	14 213	65 130	91 063	298 791
73072310	Butt welding fittings, having an internal diameter of less than 15 cm	28 202	51 088	84 205	247 238
73072390	Other butt welding fittings,having an internal diameter of less than 15 cm	66 536	141 287	548 888	1 018 436
73072910	Oth Flanges Having an internal diameter of less than 15 cm	14 971	39 498	227 642	697 630
73072990	Oth stainless steel oth than flanges,buttwelding,threaded elbow,bend & sleeve of iron/steel>=15cm	33 609	79 099	559 423	1 410 844
73079110	Oth tube or pipe fittings flanges,internal diameter<15cm	152 223	399 047	524 773	1 074 879
73079190	Oth tube or pipe fittings flanges,internal diameter>=15cm	588 755	1 110 077	2 018 285	3 908 649
73079210	Oth tube/pipe fittings threaded elbows,bends&sleeves,internal diameter<15cm	20 739	56 306	340 551	714 153
73079290	Oth tube/pipe fittings threaded elbows,bends&sleeves,internal diameter>=15cm	40 472	109 582	696 697	1 578 667

https://www.bps.go.id

I.3. IMPOR MENURUT KOMODITI / IMPORT BY HS COMMODITY

***** FEBRUARI / *FEBRUARY 2022* *****

H S	Uraian Komoditi/*Commodity Description*	Berat bersih/*Net weight* (Kg)		Nilai/*Value CIF* (US$)	
		Bulan ini *Current month*	Kumulatif *Cum. Jan. to date*	Bulan ini *Current month*	Kumulatif *Cum. Jan. to date*
73079310	Oth tube/pipe fittings,butt welding fittings,internal diameter<15cm	294 888	513 232	526 566	930 821
73079390	Oth tube/pipe fittings,butt weldingfittings,internal diameter>=15cm	921 351	2 927 104	3 802 747	8 336 711
73079910	Oth tube/pipe fittings,not butt welding fittings/flanges/elbows,bends & sleeve,internal diameter<15cm	193 333	346 731	2 452 534	4 522 742
73079990	Oth tube/pipe fittings,not butt welding fittings/flanges/elbows,bends,sleeve internal diameter>=15cm	755 363	1 558 222	3 991 525	8 404 530
73081090	Other bridges and bridge sections of iron or steel	17 437	158 060	27 639	411 772
73082019	Other towers of iron or steel	535	187 762	1 312	1 055 002
73082029	Other lattice masts of iron or steel	55 959	76 423	101 991	158 960
73083010	Doors, of a thickness of 6 mm or more not exceeding 8 mm of iron or steel	3 035	3 035	16 256	16 256
73083090	Oth Doors, of a thickness of 6 mm or more, of iron or steel	567 618	958 722	1 553 318	2 690 084
73084090	Other equipment for scaffolding, shuttering, propping or pit propping	3 228 992	4 971 062	4 558 740	13 360 911
73089020	Other prefabricated modular type joinedby shear connectors	7 735	73 170	16 716	130 285
73089040	Oth corrugated and curved galvanised plates or sheets prepared for use in conduits, culverts or tunnels	0	40	0	1 363
73089050	Rail for ships of iron or steel	32	1 045 358	1 660	2 094 231
73089060	Perforated cable trays of iron or steel	902	5 023	24 807	45 055
73089092	Guardrails of iron or steel	18 422	51 296	70 145	112 257
73089099	Other guardrails of iron or steel	14 669 896	31 987 085	24 171 221	58 566 292
73090011	Lined or heat-insulated	107 938	199 214	197 811	1 914 433
73090019	Other lined or heat-insulated	208 233	352 860	1 145 304	1 405 280
73090091	Other lined or heat-insulated	627 946	842 572	1 147 910	1 644 363
73090099	Other not lined or heat-insulated	427 898	835 004	2 499 884	4 614 844
73101010	Tank,cask,drum,can,boxe&similar for any material capacity>50L&<=300L,of tinplate	496	102 051	6 477	142 799
73101091	Tank,cask,drum,can,boxe&similar,capacity>50L&<=300L,not tinplate,steel casting,forging/stamping in rough state	0	25	0	112
73101099	Other tank,cask,drum,can,boxe&similar,capacity>50L&<=300L,not tinplate,steel casting,forging/stamping in rough state	703 185	1 815 505	1 955 846	4 767 861
73102110	Cans which are to be closed by soldering or crimping,of capacity <1L	238 543	460 796	881 628	1 678 280
73102191	Cans which are to be closed by soldering or crimping,of capacity <1L of tinplate	9 225	92 865	51 060	371 069
73102199	Other cans which are to be closed by soldering or crimping >1L & <50L	39 061	74 984	195 971	400 792
73102910	Other casting, forging or stamping, in the rough state, capacity <1L&<50L,of tinplate	5 727	9 049	108 209	136 348
73102991	Other casting, forging or stamping, in the rough state, capacity <1L&<50L,of tinplate	15	17 031	563	131 354
73102992	Other casting, forging or stamping, in the rough state, capacity >1L&<50L,of tinplate	49	50	428	429
73102999	Other not casting, forging or stamping, in the rough statecapacity >1L&<50L,of tinplate	104 180	252 543	1 258 939	1 520 782
73110023	Containers for compressed/liquefied gas,of iron/steel seamless steel cylinders,capacity>30L for LPG	70 400	70 400	154 402	154 402
73110024	Containers for compressed/liquefied gas,of iron/steel seamless steel cylinders,capacity>30L &<110L for LPG	18 377	18 958	28 800	32 671
73110025	Oth containers for compressed/liquefied gas seamless steel cylinders, for Liquefied Petroleum Gas (LPG)	3 543	3 543	57 109	57 109
73110026	Oth containers for compressed/liquefied gas seamless steel cylinders, capacity<30L	181 598	328 170	419 558	825 245
73110027	Oth containers for compressed/liquefied gas,seamless steel cylinders,capacity>30L&<110L	124 686	487 744	182 010	760 920
73110029	Oth containers for compressed/liquefied gas seamless steel	153 539	328 370	591 680	1 256 781
73110091	Other Containers for compressed or liquefied gas, of iron or steel with capacity < 7,3L	25 944	25 953	50 500	50 836
73110092	Other Containers for compressed or liquefied gas, of iron or steel with capacity > 7,3L &< 30L	35	88	1 598	3 686

https://www.bps.go.id

I.3. IMPOR MENURUT KOMODITI / IMPORT BY HS COMMODITY

***** FEBRUARI / *FEBRUARY 2022* *****

H S	Uraian Komoditi/*Commodity Description*	Berat bersih/*Net weight* (Kg)		Nilai/*Value CIF* (US$)	
		Bulan ini *Current month*	Kumulatif *Cum. Jan. to date*	Bulan ini *Current month*	Kumulatif *Cum. Jan. to date*
73110094	Other Containers for compressed or liquefied gas, of iron or steel with capacity > 30L &< 110L	70	7 235	3 096	44 531
73110099	Other Containers for compressed or liquefied gas, of iron or steel with capacity > 110L	251 877	637 983	1 184 787	4 143 730
73121010	Standed wire,ropes & cables for locked coil,flattened strands&non rotating wire rope	52 964	173 835	213 588	417 682
73121020	Stranded wire,rope&cables by plated or coated with brass & of a diameter <=3mm	430 450	2 428 926	890 937	4 830 361
73121091	Other stranded steel wires for prestressing concrete	194 400	538 734	904 416	2 551 340
73121099	Other stranded wire, rope and cables not prestresed concrete strand wire	2 149 367	5 545 022	4 508 227	11 917 094
73129000	Other stranded wire, rope and cables with stranded wire of diameter of>3 mm	73 928	232 579	390 220	1 310 508
73130000	Barbed wire of iron/steel; twisted hoop/single flat wire,barbed/not,	41 680	134 238	33 364	175 166
73141200	Woven cloth with endless bands formachinery, of stainless steel	4 117	7 515	48 786	183 844
73141400	Other woven cloth, of stainless steel	51 868	111 155	305 658	662 484
73141910	Other endless bands for machinery oth thn ofstainless steel	6 668	6 675	27 183	29 410
73141990	Other endless bands for machinery oth than of not stainless steel	50 109	120 872	162 349	443 420
73142000	Grill,netting&fencing, welded at intersect, of wire withmax cross-sectional dimension>= 3mm & having a mesh>=100cm2	222 769	710 126	443 280	1 897 798
73143100	Other grill, netting and fencing, welded, at the intersection plated or coated with zinc	470 804	1 215 167	505 703	1 376 487
73143900	Oth grill, netting and fencing,welded at the intersection	395 209	925 175	341 086	918 778
73144100	Other cloth, grill, netting and fencing, plated or coated with zinc	972 050	1 157 271	1 084 866	1 338 938
73144200	Other cloth, grill, netting and fencing, coated with plastics	21 162	52 499	37 648	78 263
73144900	Oth cloth, grill, netting and fencing	138 144	275 519	185 633	574 334
73145000	Expanded metal	271 931	491 608	296 906	528 287
73151110	Roller chain for bicycles or motorcycle chain	1 162 928	2 677 595	2 526 816	5 960 208
73151191	Other roller chain,transmision type of a pitch length >= 6mm & < 32mm	102 388	178 138	364 104	773 864
73151199	Other roller chain, transmision type of a pitch length > 32 mm	785 589	1 412 102	3 105 372	5 975 029
73151210	Other chain, bicycle or motorcycle chain	90 859	107 265	503 079	617 643
73151290	Other chain, not bicycle or motorcycle chain	139 487	278 299	893 859	1 853 708
73151910	Part of bicycles ofmotorcycle chain	74 517	113 036	184 144	401 451
73151990	Other part of bicycles ofmotorcycle chain	90 266	173 483	919 272	1 675 654
73152000	Skid chain of iron or steel	3	10 623	45	17 576
73158100	Stud-link of iron or steel	337 414	738 010	515 552	1 057 419
73158200	Other, welded link	542 704	1 277 937	609 853	1 609 639
73158910	Other chain for bicycles or motorcycle chain	0	20 702	0	151 696
73158990	Other chain not formotorcylcles and bicycles	55 598	106 997	273 252	485 516
73159090	Other parts of not bicycle or motorcycle chain	75 263	152 170	191 788	564 651
73160000	Anchors, grapnels and parts thereof, of iron or steel.	126 504	271 433	193 205	458 724
73170010	Wire nails of iron or steel	1 835 310	3 542 081	1 716 865	3 444 335
73170020	Staples of iron or steel	2 741	2 786	10 099	10 689
73170030	Dog spikes for rail sleepers; gang nails of iron or steel	22 537	28 150	24 970	84 148
73170090	Other wires,staples,dog spikes for sleepes;gang nails of iron or steel	39 922	173 106	128 443	399 159
73181100	Threaded articles, coach screws	236	1 216	6 897	35 944
73181210	Threaded articles other wood screws having a shank of an external diameter <= 16 mm	5 030	9 534	13 032	30 391
73181290	Other threaded articles other wood screws	4 080	19 826	43 278	214 646
73181300	Screw hooks and screw rings	13 808	20 152	97 542	194 661
73181410	Self-tapping screws, having a shank of an external diameter not exceeding 16 mm	1 570 337	3 291 960	2 512 508	5 441 876
73181490	Other Self-tapping screw	21 921	120 609	255 916	688 988
73181510	Other screws and bolts, whether or not with their nuts , or washers having a shank of an external diameter <= 16 mm	1 748 067	3 697 545	9 399 061	20 496 531
73181590	Other screws and bolts, whether or not with their nuts or washers, having a shank of an external diameter > 16 mm	2 727 644	5 217 398	13 648 972	25 993 477
73181610	Nuts for bolts having a shank of an external diameter not exceeding 16 mm	872 179	1 602 625	4 068 897	7 841 264

https://www.bps.go.id

I.3. IMPOR MENURUT KOMODITI / IMPORT BY HS COMMODITY

***** FEBRUARI / *FEBRUARY 2022* *****

H S	Uraian Komoditi/*Commodity Description*	Berat bersih/*Net weight* (Kg)		Nilai/*Value CIF* (US$)	
		Bulan ini *Current month*	Kumulatif *Cum. Jan. to date*	Bulan ini *Current month*	Kumulatif *Cum. Jan. to date*
73181690	Other nuts for bolts having a shank of an external diameter not exceeding 16 mm	823 642	1 496 802	4 390 962	8 905 947
73181910	Other treaded articles having a shank of an external diameter not exceeding 16 mm	78 747	169 147	372 517	810 136
73181990	Other treaded articles having a shank of an external diameter > 16	234 871	472 103	1 020 032	2 488 221
73182100	Non-threaded articles, spring washers & other lock washers	57 991	126 009	558 980	1 257 808
73182200	Non-threaded articles, other washers	296 767	656 855	3 186 104	6 654 455
73182310	Rivets, having an external diameter not exceeding 16 mm	30 140	70 453	253 662	631 170
73182390	Other rivets	13 213	37 205	135 574	295 801
73182400	Cotters and cotter-pin	203 221	464 483	2 141 032	4 320 349
73182910	Other non articles, having a shank of an external diameter not exceeding 16 mm	86 003	163 781	1 246 484	2 634 929
73182990	Other non articles, having a shank of an external diameter > 16 mm	661 902	1 125 567	3 787 376	7 378 778
73194010	Safety pins	52 772	99 184	774 802	1 641 323
73194020	Other pins	91 124	308 329	2 009 697	4 801 626
73199010	Sewing, darning or embroidery needles	13 562	47 682	84 225	220 476
73199090	Other sewing, darning or embroidery needles	32 282	114 075	160 360	441 604
73201011	Suitable for use on motor vehicles of heading 87.02, 87.03 or 87.04	169 726	351 748	479 829	1 034 168
73201012	Suitable for use on other motor vehicles	12 564	12 628	26 837	30 841
73201019	Other leaf-springs and leaves therefor :	449	1 698	7 414	33 429
73201090	Other suitable for use on motor vehicles or machinery of heading 84.29 or 84.30	10 475	39 081	155 921	377 611
73202011	Helical spring,suitable for use on motor vehicle/machinery of heading 84.29 or 84.30 for motor vehicles	85 531	174 371	947 951	2 197 426
73202012	Helical spring,suitable for use on motor vehicle/machinery of	4 624	79 019	173 543	471 449
73202019	Helical spring,suitable for use on motor vehicle/machinery of head 84.29/84.30 not for motor vhcl/earth-moving machine	46 888	179 759	416 872	1 360 211
73202090	Other helical spring,suitable for use on motor vhcl/machineof head	110 336	202 146	989 644	2 115 706
73209010	Other suitable for use on motor vehicles	20 938	57 220	230 774	626 605
73209090	Other suitable not for use on motor vehicles	53 151	93 566	667 380	1 251 714
73211100	Cooking appliances and plate warmers, for gas fuel or for both gas and other fuels	28 955	178 420	215 424	1 027 386
73211200	Cooking appliances and plate warmers, for liquid fuel	33	34	1 042	1 109
73211910	Other, including appliances for solid fuel for solid fuel	9 472	17 447	29 400	58 851
73211990	Other, including appliances not for solid fuel	56	60	275	457
73218100	Other appliances for gas fuel or for both gas and other fuels	12	20 512	185	53 376
73218900	Other, including appliances for solid fuel	91	855	2 473	7 816
73219010	Parts of kerosene stoves	22 940	24 533	23 540	42 692
73219020	Parts of cooking appliances & plate warmers using gas fuel	219 658	1 559 402	440 811	4 099 800
73219090	Other parts of kerosene stoves/cooking appliances and plate warmers using gas fuel	58 702	98 503	318 278	546 713
73221100	Radiators and parts there of, of cast iron	152	152	7 741	7 741
73221900	Radiators and parts there of, not of cast iron	3 730	19 664	91 457	335 360
73229000	Other radiators and parts there of	6 966	40 943	85 550	353 194
73231000	Iron or steel wool; pot scourers and scouring/polishing pads,gloves and the like	119 017	186 739	317 734	566 966
73239110	Kitchenware of cast iron, not enamelled	9 254	32 432	48 154	138 386
73239120	Ashtrays of cast iron, not enamelled	1	1	48	48
73239190	Tableware/oth household articles and parts thereof,of cast iron, not enamelled :	32 131	57 782	120 937	179 979
73239200	Tableware,kitchenware/oth household articles&parts thereof,of	55 545	122 887	160 640	285 040
73239310	Kitchenware of stainless steel	791 946	2 128 766	1 890 379	4 582 807
73239320	Ashtray of stainless steel	13 753	30 327	24 746	50 350
73239390	Tableware/oth household articles and parts thereof,of stainless steel	171 943	604 823	423 585	1 692 355
73239400	Tableware,kitchenware/oth household articles&parts thereof,of iron (other than cast iron) or steel, enamelled	586 713	1 175 544	732 232	1 530 294
73239910	Kitchenware of iron other than stainless steel andcast iron	287 216	833 754	515 598	1 444 926
73239920	Ashtray of iron other than stainless steel and cast iron	71	569	85	747
73239990	Tableware,kitchenware/oth household articles&parts thereof,of iron other than stainless steel and cast iron	261 822	630 181	547 828	1 188 772

https://www.bps.go.id

I.3. IMPOR MENURUT KOMODITI / IMPORT BY HS COMMODITY

***** FEBRUARI / *FEBRUARY 2022* *****

H S	Uraian Komoditi/*Commodity Description*	Berat bersih/*Net weight* (Kg)		Nilai/*Value CIF* (US$)	
		Bulan ini *Current month*	Kumulatif *Cum. Jan. to date*	Bulan ini *Current month*	Kumulatif *Cum. Jan. to date*
73241010	Sinks and wash basins, of stainless steel, kitchen sinks	430 452	1 091 604	1 492 136	4 104 663
73241090	Other sinks and wash basins, of stainless steel	147	550	16 955	22 202
73242110	Bathtubs having rectangular or oblong interior shape, of cast iron, whether or not enamelled	645	3 165	7 421	28 135
73242190	Oth bathtubs having rectangular or oblong interior shape, of cast iron, whether or not enamelled	1 439	3 443	9 695	21 378
73242910	Other bathtubs having rectangular or oblong interior shape,not of cast iron, whether or not enamelled	0	17 427	0	79 063
73242990	Oth bathtubs not having rectangular/oblong interior shape, not of cast iron, whether or not enamelled	7 369	18 288	19 021	44 961
73249010	Other, including parts, flushing water closets or urinals (fixed type)	142	2 409	752	31 897
73249091	Parts of kitchen sinks or bathtubs	7 901	38 922	30 573	166 072
73249093	Parts of flushing water closets or urinals (fixed type)	73	635	120	5 903
73249099	Other parts of kitchen sinks or bathtubs/flushing water closets or urinals (fixed type)	156 445	456 769	538 371	2 003 474
73251020	Manhole covers, gratings and frames therefor, of non-malleable cast iron	7 701	84 913	32 993	300 762
73251030	Spouts and cups for latex collection, of non-malleable cast iron	0	2	0	37
73251090	Oth cast articl iron/steel,no malleable cast iron, unman hole cover,gratings&frame therefor/spout&cup for latex collect	344 395	1 351 196	755 701	2 576 612
73259100	Grinding balls and similar articles for mills not of non-malleable cast iron	638 000	2 432 968	868 481	3 125 980
73259920	Manhole covers, gratings and frames there for not of non-malleable cast iron	246 953	1 035 248	281 661	1 191 365
73259990	Other manhole covers, gratings and frames there for not of non-malleable cast iron	300 722	2 292 018	2 792 762	6 553 670
73261100	Grinding balls & similar articles for mills,forged/stamped,but not further worked	187 741	1 176 101	205 675	1 194 297
73261900	Other Grinding balls and similar articles for mills,forgedor stamped,but not further worked	462 762	1 329 115	1 830 315	4 217 145
73262050	Poultry cages and the like of iron or steel wire	475 180	1 296 657	1 137 484	3 026 964
73262060	Rat traps of iron or steel wire	510	10 972	777	20 925
73262090	Articles of iron or steel wire not poultry cages & the likeor rat traps	227 204	593 458	988 254	2 047 740
73269010	Ships' rudders	2 436	4 476	84 638	175 641
73269020	Spouts and cups for latex collection	931	1 400	4 562	9 551
73269030	Stainless steel clamp assemblies with rubber sleeves used for hubless cast iron pipes and pipe fittings	160 777	416 279	1 465 791	3 812 379
73269060	Bunsen burners	613	1 046	2 072	9 760
73269070	Horseshoes; riding boot spurs	11 931	11 934	46 343	46 463
73269091	Cigarette cases and boxes	6 331	20 260	92 360	256 872
73269099	Cigarette cases and boxes,not of iron or steel	2 650 387	6 143 513	8 921 553	22 009 501
74010000	Copper mattes; cement copper (precipitated copper).	0	84	0	1 175
74020000	Unrefined copper; copper anodes for electrolytic refining.	20 731	21 410	220 097	231 408
74031100	Refined copper for cathodes and sections of cathodes	6 738 092	12 292 932	66 730 347	119 736 728
74031200	Refined copper for wire-bars	62	69	1 646	2 087
74031900	Other refined cooper	6 002	17 115	60 056	141 483
74032100	Copper-zinc base alloys (brass)	224 625	495 015	2 151 923	4 785 590
74032200	Copper-tin base alloys (bronze)	220 573	242 545	2 331 242	2 551 003
74032900	Oth copper alloys (oth than master alloys of heading 74.05)	546	2 348	37 928	95 724
74040000	Copper waste and scrap.	72 409	122 295	478 399	936 078
74050000	Master alloys of copper	5 559	6 245	198 459	229 507
74061000	Powders of non-lamellar structure	22 832	50 103	310 655	696 360
74062000	Powders of lamellar structure; flakes	9 479	473 581	116 994	378 358
74071030	Profiles of refined cooper	1 237	4 535	26 560	42 849
74071040	Bars and rods of refined cooper	462 227	1 057 524	4 271 413	10 265 863
74072100	Copper bars, rods and profiles of copper-zinc base alloys (brass) of copper alloys	78 641	231 107	658 107	1 841 636
74072900	Other copper bars, rods and profiles of copper-zinc base alloys (brass) of cooper alloys	32 413	66 067	357 201	983 482
74081110	Copper wire of refined cooper, which the max cross-sectional dimension does not exceed 14 mm	653 768	1 478 186	6 625 155	14 861 584

https://www.bps.go.id

I.3. IMPOR MENURUT KOMODITI / IMPORT BY HS COMMODITY

***** FEBRUARI / *FEBRUARY 2022* *****

H S	Uraian Komoditi/*Commodity Description*	Berat bersih/*Net weight* (Kg)		Nilai/*Value CIF* (US$)	
		Bulan ini *Current month*	Kumulatif *Cum. Jan. to date*	Bulan ini *Current month*	Kumulatif *Cum. Jan. to date*
74081190	Copper wire of refined copper, which the maximum cross-sectional dimension does exceed 14 mm	5 950	57 632	78 071	299 142
74081900	Other copper wire of refined coppper	303 103	784 202	2 665 542	5 540 815
74082100	Copper wire, of cooper alloys,of copper-zinc base alloys (brass)	37 884	57 471	435 751	607 042
74082200	Copper wire,of cooper alloys of copper-nickel base alloys (cupro-nickel)/copper-nickel-zinc base alloys (nickel silver)	19 137	19 539	292 428	297 138
74082900	Other copper alloys of copper wire	1 038 051	1 827 426	1 436 930	3 337 217
74091100	Copper plates, sheets&strip, of a thickness > 0.15 mm of refined cooper in coils	282 163	701 818	3 297 002	8 356 969
74091900	Other copper plates, sheets and strip, of a thickness > 0.15 mm of refined cooper	173 642	401 097	1 891 923	3 158 775
74092100	Copper plates, sheets and strip, of a thickness > 0.15 mm of copper zinc base alloys (brass) in coils	399 602	1 283 789	3 809 843	11 798 673
74092900	Oth copper plates, sheets and strip,of a thickness > 0.15mmof	230 525	504 729	1 598 214	3 524 930
74093100	Copper plates, sheets and strip, of a thickness > 0.15 mm of copper tin base alloys in coils	81 576	167 801	1 169 465	2 397 714
74093900	Oth copper plates, sheets & strip, of a thickness > 0.15 mmof copper tin base alloys in coils	63 849	64 206	578 076	596 951
74094000	Oth copper plate,sheet&strip,thickness>0.15mm of copper-nickel base alloys(cupro-nickel)/copper-nickel silver	2 783	12 753	108 907	432 632
74099000	Other copper plates, sheets and strip, of a thickness >0.15 mm of copper alloys	43 088	100 566	1 275 979	2 566 303
74101100	Copper foil, of refined cooper, of a thickness <= 0.15mm , not backed	236 785	356 921	2 715 043	4 509 917
74101200	Copper alloys, of refined cooper, of a thickness <= 0.15mm not backed	16 435	50 068	152 156	467 407
74102110	Copper clad laminate for printed circuit boards, of refined cooper, backed	205 836	426 532	1 156 131	2 863 101
74102190	Other copper clad laminate not for printer circuit boards, backed	5 788	16 367	75 226	181 668
74102200	Reinforced sheets/plates of polyamide,of copper alloys, unrefined cooper, backed	292	593	4 296	13 221
74111000	Copper tubes & pipes of refined copper	646 220	1 388 555	6 801 762	13 867 223
74112100	Copper tubes & pipes of copper alloyswith copper-zinc basealloys (brass)	126 038	333 223	1 108 014	2 791 775
74112200	Copper tubes&pipes of copper alloys of copper-nickel base alloys/copper-nickel-zinc base alloys(nickel silver)	2 203	6 530	51 695	140 797
74112900	Other copper tubes and pipes	72 458	180 168	725 423	1 182 102
74121000	Copper tube or pipe fittings ofrefined copper	17 393	47 949	240 690	413 452
74122020	Hose fittings,copper tube or pipe fittings of copper alloys	7 162	16 442	78 635	178 948
74122091	Other of of cooper alloys,copper tube or pipe fittings of copper-zinc base alloys (brass)	17 415	44 813	397 072	803 512
74122099	Other of of cooper alloys,copper tube or pipe fittings not of copper-zinc base alloys (brass)	128 156	266 952	524 863	1 745 443
74130010	Stranded wire, cables, plaited bands & the like, of copper,not electrically insulated, of a diameter <= 28.28 mm	4 659	13 241	34 997	161 525
74130090	Stranded wire, cables, plaited bands & the like, of copper,not electrically insulated, of a diameter > 28.28 mm	99 587	279 759	877 323	2 589 773
74151010	Nails and tacks, similar articles of cooper	93 336	105 910	49 940	170 697
74151020	Staples and similar articles of cooper	26 141	32 942	32 680	38 758
74151090	Drawing pins and similar articles of cooper	7 758	35 854	141 390	324 277
74152100	Washers (including spring washers),other articles,not threaded	72 275	174 633	309 392	715 506
74152900	Other articles of cooper, threaded :	19 928	56 330	639 440	1 514 583
74153310	Screws, other threaded articles	82 478	846 507	600 251	1 635 117
74153320	Bolts and nuts, other threaded articles	304 389	621 810	1 645 943	4 499 916
74153900	Other threaded articles, not screws, bolts and nuts :	34 863	183 760	440 126	1 157 647
74181010	Pot scourers & scouring or polishingpads, gloves & the like	1 519	3 622	11 285	36 671
74181030	Cooking or heating apparatus of a kind used for household purposes, non-electric and parts there of	98	9 030	1 727	63 077
74181090	Other household articels and parts thereof of coppers	8 221	34 700	48 631	125 722
74182000	Sanitary ware and parts thereof	61 919	261 568	637 674	3 336 349

https://www.bps.go.id

I.3. IMPOR MENURUT KOMODITI / IMPORT BY HS COMMODITY

***** FEBRUARI / *FEBRUARY 2022* *****

H S	Uraian Komoditi/*Commodity Description*	Berat bersih/*Net weight* (Kg)		Nilai/*Value CIF* (US$)	
		Bulan ini *Current month*	Kumulatif *Cum. Jan. to date*	Bulan ini *Current month*	Kumulatif *Cum. Jan. to date*
74191000	Chain and parts thereof, other articles of cooper	5 660	43 029	39 025	209 166
74199110	Reservoirs, tanks, vats and similar containers not fitted with mechanical or thermal equipment	632	1 069	1 620	2 983
74199190	Other cast, moulded,stamped / forged but not further worked	3 751	15 480	43 622	90 727
74199931	Colth (including endless bands) grill & netting of copper wire for machinery	12 885	40 719	111 114	423 388
74199939	Colth (including endless bands) grill & netting of copper wire not for machinery	11 239	19 358	172 203	295 254
74199940	Pegas, colth (including endless bands) grill and netting of copper wire	13 920	41 413	366 717	1 102 954
74199950	Cigarette cases or boxes, colth (including endless bands) grill and netting of copper wire	50	65	1 482	2 251
74199960	Cooking or heating apparatus, other than of a kind used for domestic purposes, and parts thereof	127	244	189	2 207
74199970	Articles specially designed for use during religious rites	2 271	10 632	2 631	10 476
74199991	Electroplating anodes; capacity measures (other than for domestic	48 863	119 077	542 265	1 253 151
74199992	Reservoirs, tanks, vats & similar containers not fitted w/ mechanical/thermal equipt of a capacity of 300 l or less	4	19	165	1 228
74199999	Other articles of non copper	46 063	72 517	697 765	1 394 008
75021000	Nickel, not alloyed	15 000	52 350	404 671	1 201 783
75022000	Nickel alloyed	10	747	40	10 404
75040000	Nickel powders and flakes.	819	9 107	46 778	333 962
75051100	Bars, rods, profiles and wire Of nickel, not alloyed	3 435	15 597	96 452	124 832
75051200	Bars, rods, profiles and wire Of nickel alloyed	4 994	14 441	146 050	416 692
75052100	Wire of nickel, not alloyed	9 628	11 393	265 818	305 369
75052200	Wire of nickel alloyes	20 686	79 559	555 245	2 032 147
75061000	Nickel plates, sheets, strip & foil of nickel, not alloyed	1 482	3 649	26 240	81 744
75062000	Nickel plates, sheets, strip and foil of nickel alloyes	15 559	51 980	339 386	1 168 194
75071100	Tubes and pipes of nickel, not alloyed	1 184	1 187	35 450	37 417
75071200	Tubes and pipes of nickel alloyes	174 962	333 484	3 892 076	7 242 124
75072000	Tube or pipe fittings	58 748	123 827	130 870	329 532
75081000	Cloth, grill and netting, of nickel wire	64	1 640	474	171 683
75089030	Bolts and nuts, other articles of not nickel	450	2 475	10 299	29 150
75089050	Electroplating anodes,including those produced byelectrolysis,other articles of not nickel.	508	900	19 075	35 063
75089090	Other articles of nickel	30 864	59 688	696 190	1 433 387
76011000	Aluminium, not alloyed, Unwrought aluminium	6 978 916	14 076 572	21 267 396	42 523 342
76012000	Aluminium alloys,unwrought aluminium	14 350 838	31 316 496	44 125 201	96 092 531
76020000	Aluminium waste and scrap.	10 980 395	22 320 011	22 509 256	45 613 021
76031000	Aluminium powders of non lamellarstructure	18 789	59 287	95 567	270 827
76032010	Aluminium flakes of lamellar structure	1 550	16 250	11 722	63 172
76032020	Aluminium Powders of lamellar structure	1 725	28 910	22 558	153 655
76041010	Bars and arods of aluminium, not alloyed	292 143	386 870	1 124 310	1 634 980
76041090	Profiles of aluminium, alloyed	42 629	165 105	599 819	2 070 344
76042110	Perforated tube profiles for use in evaporator coils ofmotor vhcl ac machines, hollow profiles of aluminium alloys	4 911	55 060	74 073	342 971
76042120	Aluminium spacers(with one side have light perforations along its w/ length),hollow profiles of alminium alloys	10 577	54 490	42 657	275 632
76042190	Other hollow profiles of aluminium alloys	312 578	1 083 357	1 663 295	5 222 677
76042910	Extruded bars and rods non aluminium alloys	110 570	252 319	341 861	834 381
76042930	Y-shaped profiles for zip fasteners, in coils non aluminium alloys	300	2 621	2 033	53 823
76042990	Other extruded bars, rods and profiles of non aluminium alloys	774 279	1 651 585	2 320 957	4 584 030
76051100	Aluminium wire not alloyed, of which the maximum cross-sectional dimension exceeds 7 mm	131 924	418 047	431 057	1 327 236
76051990	Other aluminium wire of non aluminiumnot alloyed	261 992	403 046	1 112 192	1 740 760
76052100	Aluminium wire of alloys, of which the maximum cross-sectional dimension > 7 mm	0	18 018	0	118 108
76052910	Aluminium wire of non aluminium alloys with a diameter not > 0.254mm	7 849	91 563	40 884	438 106
76052990	Aluminium wire of non aluminium alloyswith a diameter < 0.254mm	118 480	323 148	642 350	1 518 323

https://www.bps.go.id

I.3. IMPOR MENURUT KOMODITI / IMPORT BY HS COMMODITY

***** FEBRUARI / *FEBRUARY 2022* *****

H S	Uraian Komoditi/*Commodity Description*	Berat bersih/*Net weight* (Kg)		Nilai/*Value CIF* (US$)	
		Bulan ini *Current month*	Kumulatif *Cum. Jan. to date*	Bulan ini *Current month*	Kumulatif *Cum. Jan. to date*
76061110	Aluminium plates, sheets & strip of plainor figured by rolling of thickness > 0.2 mm	133 943	278 638	1 212 893	2 405 802
76061190	Oth aluminium plates, sheets & strip ofplain/figured by rolling of thickness > 0.2 mm	742 575	2 349 546	2 453 048	7 644 608
76061220	Aluminium plates, not sensitised, of a kind used in the printing industry	1 431	140 157	8 020	511 401
76061232	Sheets of aluminium alloy for making can stock including end stock and tab stock, af aluminium alloys in coils	1 678 812	4 383 313	6 844 629	16 796 379
76061233	Sheets of aluminium alloy 5082,5182,<1m in with in coils	22	747	1 369	6 267
76061234	Other, litho grade sheet alloy HA 1052 hardness temper H19 and alloy HA 1050 hardness temper H18	197 991	310 468	280 180	431 303
76061235	Other aluminium sheet/coil not exceeding1,000 mm in width	357 873	551 733	1 334 408	2 020 118
76061239	Oth plain/figured by rolling/pressing but not surface treated of non aluminium alloys	1 753 609	3 115 231	7 281 716	13 115 987
76061290	Oth non aluminium alloys plain/figured by rolling/pressing but not surface treated	3 299 294	6 553 992	7 646 669	16 013 451
76069100	Oth aluminium not alloyed,plain/figured byrolling/pressing not surface treated	412 526	1 005 990	1 562 120	3 606 825
76069200	Oth aluminium alloyed,plain/figured byrolling/pressing not surface treated	298 088	1 257 446	1 481 273	5 276 659
76071100	Aluminium foil rolled but not further worked, not backed	3 921 900	9 373 380	18 761 580	42 863 913
76071900	Other aluminium foil alloy not rolled but not worked	762 548	1 733 099	11 978 272	21 215 276
76072010	Aluminium foil for thermal insulation, backed	65 526	199 911	256 628	785 371
76072090	Aluminium foil not for thermal insulation, backed	698 009	2 303 910	4 265 638	12 394 352
76081000	Aluminium tubes and pipes of aluminium, not alloyed	17 373	81 096	153 221	477 696
76082000	Aluminium tubes and pipes of aluminium alloys	469 641	1 136 303	2 456 245	6 144 833
76090000	Aluminium tube or pipe fittings (for example, couplings, elbows,	88 562	266 704	1 734 553	4 556 302
76101010	Aluminium structure for doors & their frames and thresholdsfor	188 661	529 935	658 506	1 911 750
76101090	Aluminium structure for windows & their frames & thresholdsfor	151 982	460 258	750 296	1 890 004
76109030	Other aluminium structures internal/external floating roofsfor	27 671	31 133	176 306	185 110
76109091	Aluminium structure for bridges and bridge-sections; towers or lattice masts	1 448	8 201	13 245	41 385
76109099	Oth aluminium structure not for bridges & bridge-sections;towers	934 735	2 332 371	3 322 516	7 707 197
76110000	Aluminium reservoirs, tanks, vats andsimilar containers for any material	1 530	9 781	17 608	49 311
76121000	Aluminium collapsible tubular containers	30 682	59 726	453 838	724 938
76129010	Aluminium casks, drums, cans, boxes and seamless containersfor	8	1 538	70	11 442
76129090	Other aluminium casks, drums, cans, boxes &containersfor any material	139 838	367 671	1 005 378	2 550 250
76130000	Aluminium containers for compressed or liquefied gas.	13 792	30 493	142 049	297 216
76141011	Cables with steel core cables of a diameternot < 25.3 mm	7 376	12 399	43 010	53 127
76141012	Cables of aluminium,not electrically insulated,with steel core, a 25.3mm<= diameter< 28.28mm	0	101	0	221
76141019	Cables of aluminium,not electrically insulated,with steel core, a diameter> 28.28 mm	9 058	15 905	112 570	155 495
76141090	Stranded wire, plaited bands and the like, of aluminium, not electrically insulated, With steel core	15 007	16 877	64 714	74 260
76149011	Cables of aluminium, not electrically insulated, without core, diameter< 25.3 mm	200	200	3 064	3 064
76149019	Cables of aluminium, not electrically insulated, withoutwithout steel core, a diameter> 28.28 mm	152	4 930	5 922	43 521
76149090	Without steel core	101 802	299 656	78 885	310 935
76151010	Pot scourers and scouring or polishing pads,gloves and the like, of aluminium	10 269	21 560	136 503	228 169
76151090	Tableware,kitchenware or Other household articles and parts	764 792	1 679 845	3 492 364	7 687 262
76152090	Other sanitary ware and parts thereof of aluminium	28 680	44 490	73 521	165 710
76161010	Nails of aluminium	7 893	50 978	7 997	52 627
76161020	Staples and hooks, bolts and nuts of aluminium	49 258	135 953	140 451	336 779
76161090	tacks, screws,screw hooks, rivets, cotters, cotter-pins, washers and similar articles :of aluminium	99 128	239 725	682 078	1 687 631

https://www.bps.go.id

I.3. IMPOR MENURUT KOMODITI / IMPORT BY HS COMMODITY

***** FEBRUARI / *FEBRUARY 2022* *****

H S	Uraian Komoditi/*Commodity Description*	Berat bersih/*Net weight* (Kg)		Nilai/*Value CIF* (US$)	
		Bulan ini *Current month*	Kumulatif *Cum. Jan. to date*	Bulan ini *Current month*	Kumulatif *Cum. Jan. to date*
76169100	Cloth, grill, netting and fencing, of aluminium wire	377 105	760 489	349 972	688 858
76169920	Ferrules for use in the manufacture of pencilsof aluminium	79	19 925	17 090	109 171
76169930	Aluminium Slugs, round, of such dimension that the thickness exceeds one-tenth of the diameter	180 354	559 852	691 395	2 088 646
76169940	Bobbins, spools, reels and similarsupports for textile yarnof aluminium	1 942	4 459	31 642	105 024
76169951	Venetian blinds of aluminium	17	520	4 016	33 134
76169959	Blinds other than venetian blind of aluminium	24 538	65 301	133 934	402 422
76169970	Cigarette cases or boxes of aluminium	131	277	200	429
76169980	Expanded metal of aluminium	0	15 044	0	66 510
76169990	Other articles of aluminium	2 424 918	4 118 341	12 541 448	22 510 861
78011000	Unwrought refined lead	1 747 409	6 194 488	4 541 724	15 478 022
78019100	Unrefined lead containing by weight antimonyas the principal other element	1 242 501	2 734 080	2 977 130	6 423 924
78019900	Unrefined lead containing by weight antimony not as the principal oth elemen	145 303	184 974	398 618	504 375
78041190	Lead sheets, strip and foil of a 0.15 mm<=thicknes<0.2mm	4 083	4 083	9 720	9 720
78041900	Lead plates	2 128	8 126	16 419	42 706
78042000	Lead Powders and flakes	1 280	2 560	17 980	35 960
78060020	Lead bars , rods, profiles and wire	504	845	25 049	39 965
78060030	Lead tubes,pipes and tube or pipe fittings	36	83 784	3 446	501 201
78060090	Other articles of lead	3 816	21 792	27 799	212 922
79011100	Unwrought zinc, not alloyed containing by weight 99.99% or more	9 123 117	16 958 529	33 228 155	60 895 624
79011200	Unwrought zinc, not alloyed containing by weight< 99.99%	1 059 699	1 707 484	3 991 854	6 265 707
79012000	Unwrought zinc, alloys	1 455 862	2 858 636	5 564 498	10 463 653
79031000	Zinc dust	371 589	631 456	1 023 292	2 081 154
79039000	Zinc powders and flakes	380 936	482 320	1 672 721	2 119 317
79040000	Zinc bars,rods, profiles and wire	38 693	38 935	106 948	109 155
79050040	Zinc bars, rods, profiles and wire, of a thickness<=0.15mm	0	8	0	890
79050090	Zinc bars, rods, profiles and wire, of a thickness>0.15mm	172 651	495 823	127 094	353 835
79070030	Gutters, roof capping, skylight frames &oth fabricatedbuilding	31 666	43 863	18 174	53 116
79070040	Tubes, pipes and tube or pipe fittings (example couplings, elbows, sleeves) of zinc	6 402	11 613	10 968	43 933
79070091	Cigarette cases or boxes; ashtrays of zinc	4 868	4 910	9 440	10 881
79070092	Other household articles of zinc	4 939	4 977	15 639	16 194
79070093	Electro-plating anodes, calotsbattery,tacks,nuts,bolts.Nailstencil plates, screws, rivets and similar fastening of zinc	3 071	12 937	10 310	72 308
79070099	Other articles undefined of zinc	168 898	484 384	530 237	1 078 014
80011000	Unwrought tin, not alloyed	68	2 071	12 475	102 635
80012000	Unwrought tin alloys	8 215	21 051	230 551	398 033
80030010	Tin bar for Soldering	7 182	20 532	375 516	919 183
80030090	Rods, profiles and wire	6 777	20 382	338 023	1 035 762
80070020	Tin plates, sheets and strip, of a thickness> 0.2 mm	44	5 862	9 295	61 547
80070030	Tin-foil a thickness<= 0.2 mm (whether or not printed or backed with paper, palstic,ect) ; powders and flakes	2 880	2 996	143 992	148 571
80070040	Tin tubes, pipes and tube or pipe fittings (example;couplings, elbows, sleeves)	5	13	584	1 000
80070091	Cigarette cases or boxes; ashtrays of tin	0	3	0	22
80070092	Other household articles of tin	29	668	501	15 517
80070093	Collapsible tubes of tin	35	35	1 655	1 655
80070099	Other articles of tin not yet defined	5 099	5 843	33 343	37 736
81011000	Tungsten (wolfram) powders	437	537	75 388	83 819
81019400	Unwrought tungsten,including bars and rods obtained simplyby sintering	570	877	25 905	38 946
81019600	Tungsten (wolfram) Wire	25 699	41 959	155 132	314 510
81019910	Bars and rods, other than those obtained simply by sintering; profiles, sheets, strip and foil	115	185	22 009	27 993
81019990	Other articles undefined of Tungsten (wolfram)	905	4 070	101 065	155 106
81029400	Unwrought molybdenum, including bars and rods obtained simply by sintering	0	10	0	19

https://www.bps.go.id

I.3. IMPOR MENURUT KOMODITI / IMPORT BY HS COMMODITY

***** FEBRUARI / *FEBRUARY 2022* *****

H S	Uraian Komoditi/*Commodity Description*	Berat bersih/*Net weight* (Kg)		Nilai/*Value CIF* (US$)	
		Bulan ini *Current month*	Kumulatif *Cum. Jan. to date*	Bulan ini *Current month*	Kumulatif *Cum. Jan. to date*
81029500	Molybdenum; bars and rods, other than those obtained simply by sintering, profiles, plates, sheets, strip and foil	13	18	10 720	20 320
81029600	Molybdenum wire	891	1 984	6 801	9 364
81029900	Other articles of Molybdenum not yet defined	0	174	0	3 046
81032000	Unwrought tantalum, including bars and rods obtained simply by sintering; powders	9 112	18 698	5 177 891	10 629 321
81039000	Other articles undefined made of tantalum	45	51	28 210	33 010
81041100	Unwrought magnesium contain>= 99.8 % by weight of magnesium	261 000	311 000	2 237 040	2 579 540
81041900	Unwrought magnesium contain< 99.8 % by weight of magnesium	0	2	0	36
81043000	Magnesium; raspings, turnings and granules, graded according to size; powders	1	2	87	192
81049000	Other articles undefined made of magnesium	4 718	4 758	7 728	8 934
81052010	Unwrought cobalt; powders	4 300	4 300	300 707	300 707
81052090	Cobalt mattes and other intermediate products of cobalt metallurgy	211	421	26 670	52 030
81059000	Other cobalt mattes	421	2 935	54 259	198 258
81060090	Other bismut and articles thereof	2 000	2 006	19 000	19 422
81072000	Unwrought cadmium, powders	2	2	86	86
81082000	Unwrought titanium powders	1 000	1 000	6 470	6 470
81089000	Other titanium and articles thereof	1 556	21 393	90 789	631 344
81092000	Unwrought zirconium powders	0	7	0	2 960
81099000	Other zirconium and articles thereof	1 003	1 004	7 998	8 830
81101000	Unwrought antimony powders	25 000	75 000	332 250	992 000
81121200	Unwrought beryllium powders	0	500	0	12 690
81122100	Unwrought chromium powders	11 000	15 489	179 000	211 105
81122900	Other Chromium and articles thereof	0	164	0	3 882
81125900	Other thallium and articles thereof	0	28	0	2 633
81129900	Other articles of metals germanium, vanadium, gallium, hafnium, indium, niobium (columbium), rhenium	174	194	25 547	35 405
81130000	Cermets and articles thereof, including waste and scrap	15	53	1 749	6 242
82011000	hand tools Spades and shovels	695	898	2 431	2 681
82013090	hand tools Mattocks, picks	0	22 500	0	21 600
82014000	Axes, bill hooks and similar hewing tools	12	15	59	321
82015000	Secateurs and similar one-handed pruners and shears(including poultry shears)	76 372	184 733	169 983	426 653
82016000	Hedge shears, twohand toolshanded pruning shears and similar two-handed shears	20	20	728	728
82019000	Other hand tools of a kind used in agriculture,horticulture or forestry	51	107	2 438	5 568
82021000	Hand saws	245 125	511 162	506 604	1 195 237
82022000	Band saw blades	85 063	294 977	757 106	1 754 485
82023100	Circular saw blades with working part of steel	33 003	83 099	279 109	646 232
82023900	Other circular saw blades including parts	136 119	340 189	1 038 141	2 413 308
82024000	Chain saw blades	107 973	219 651	1 254 440	3 019 928
82029100	Straight saw blades, for working metal	18 079	29 171	57 486	85 546
82029910	Straight saw blades, for working Other than metal	6 663	17 426	75 514	137 709
82029990	Saw blades parts	59 272	101 008	235 791	434 129
82031000	Files, rasps and similar tools	118 772	173 430	818 319	1 242 012
82032000	Pliers (including cutting pliers),pincers, tweezers andsimilar tools	386 879	903 485	1 403 100	3 242 981
82033000	Metal cutting shears and similar tools	51 305	107 242	239 545	361 822
82034000	Pipe-cutters, bolt croppers, perforatingpunches, & similar tools	34 108	49 867	103 573	216 054
82041100	Hand operated spanners and wrenches non adjustable	328 661	1 247 804	1 238 519	4 745 072
82041200	Hand operated spanners and wrenchesa djustable	203 966	391 963	746 667	1 636 164
82042000	Interchangeable spanner sockets, with or without handles	109 981	509 608	961 688	2 795 084
82051000	Drilling, threading or tapping tools, hand operated	33 978	86 629	164 058	495 221
82052000	Hammers and sledge hammers	587 906	1 302 261	946 115	2 441 073
82053000	Planes, chisels, gouges & similarcutting tools for working wood	82 998	227 807	232 031	725 811
82054000	Screwdrivers	221 952	629 013	693 329	1 795 212
82055100	Other hand tools for household tools (exluding glaziersí diamonds), other than parts of machine	53 533	142 483	223 099	487 791
82055900	Glaziersí diamonds	527 634	1 533 264	2 687 510	6 527 794

https://www.bps.go.id

I.3. IMPOR MENURUT KOMODITI / IMPORT BY HS COMMODITY

***** FEBRUARI / *FEBRUARY 2022* *****

H S	Uraian Komoditi/*Commodity Description*	Berat bersih/*Net weight* (Kg)		Nilai/*Value CIF* (US$)	
		Bulan ini *Current month*	Kumulatif *Cum. Jan. to date*	Bulan ini *Current month*	Kumulatif *Cum. Jan. to date*
82056000	Blow lamps	1 301	2 866	2 660	10 511
82057000	Vices, clamps and the like	94 151	281 625	831 655	2 243 755
82059000	Other hand tools,including sets of articles of twoor more of this heading	44 159	120 457	313 629	792 186
82060000	Tools of two/ more of the headings82.02 to 82.05 put up in sets for retail sale	152 540	267 863	906 036	1 284 943
82071300	Rock drilling or earth boring tools, with working part of cermets, Interchangeable tools for hand tools	19 756	68 121	805 042	2 228 443
82071900	Rock drilling/ earth boring tools, without working part of cermets, Interchangeable tools for hand tools	122 186	875 424	2 215 792	5 972 916
82072000	Dies for drawing or extruding metal, Interchangeable tools for hand tools	67 480	179 189	1 455 176	3 595 495
82073000	Tools for pressing, stamping or punching, Interchangeable tools for hand tools	1 550 800	4 106 931	19 467 260	54 813 446
82074000	Tools for tapping or threading, Interchangeable tools for hand tools	46 515	90 031	996 982	2 032 786
82075000	Tools for drilling, other than for rock drilling, Interchangeable tools for hand tools	209 040	454 582	2 481 602	5 020 104
82076000	Tools for boring or broaching, Interchangeable tools for hand tools	10 045	14 395	550 338	1 054 915
82077000	Tools for milling, Interchangeable tools for hand tools	32 199	47 426	1 050 407	1 894 877
82078000	Tools for turning, Interchangeable tools for hand tools	12 660	22 435	487 864	913 328
82079000	Screw driving, interchangeable tools	63 530	160 725	1 568 748	3 880 023
82081000	Knives and cutting blades for metal working for machineor mechanical appliance	56 780	111 692	795 841	1 444 240
82082000	Knives and cutting blades for wood working for machineor mechanical appliance	90 566	208 580	773 364	1 818 187
82083000	Knives & cutting blades for kitchen appliances or for machines used by the food industry	2 682	37 302	74 990	395 473
82084000	Knives & cutting blades for agricultural,horticultural or forestry machines	126 057	276 215	279 505	556 176
82089000	Other knives and cutting blades for mechanical appliances or machine	146 091	373 886	2 526 767	5 059 042
82090000	Plates, sticks, tips and the like for tools, unmounted, of cermets	38 335	98 335	3 027 821	6 193 668
82100000	Hand-operated mechanical appliances, weighing <=10 kg used in preparation, conditioning or serving of food or drink.	105 058	217 000	220 489	576 856
82111000	Sets of assorted articles, Knives with cutting blades, serrated or not, oth than knives of heading 82.08	78 258	289 073	285 975	874 331
82119100	Table knives having fixed blades,serrated or not,oth than knives of heading 82.08	25 809	195 896	85 009	322 270
82119250	knives ,fix blades, handle of base metal for agricultural, horticultural/forestry, oth than of heading 82.08	81	582	1 975	4 832
82119291	Flick knives/ spring knives; hunting knives, diving knives and scouts' knives; penknives, with blades>= 15 cm length	30 335	31 218	114 681	118 050
82119299	Flick knives/ spring knives; hunting knives, diving knives and scouts' knives; penknives, with blades<15 cm length	34 784	63 109	642 193	893 676
82119321	Knives having other than fixed blades,used for agriculture,horticulture or forestry :With handle of base metal	367	1 050	6 482	12 380
82119329	Knives having other than fixed blades,used for agriculture, horticulture or forestry :With handle oth than base metal	4 047	9 325	21 885	61 422
82119390	Knives having other than fixed blades for household	43 382	102 340	217 132	478 310
82119410	Blades For knives of a kind used for agriculture,horticulture or forestry	63	1 841	4 514	7 686
82119490	Blades For knives of a kind use for household	223 700	812 199	591 798	1 866 605
82119500	Knife handles of base metal	4 411	46 750	14 947	146 159
82121000	Razors	74 107	237 964	1 442 644	4 067 902
82122010	Double-edged razor blades	37 416	42 354	1 102 228	1 147 322
82122090	Safety razor blade blanks in strips	9 378	31 071	259 293	349 633
82129000	Other parts of razors and razor blade	2 451	2 673	2 490	8 298
82130000	Scissors, tailorsí shears and similar shears, and blades there for	201 710	559 995	572 683	1 751 613
82141000	Paper knives, letter openers, erasing knives, pencil sharpeners and blades therefor	114 145	306 334	486 080	1 174 569
82142000	Manicure/ pedicure sets andinstruments including nail files	109 543	357 827	295 342	881 466

https://www.bps.go.id

I.3. IMPOR MENURUT KOMODITI / IMPORT BY HS COMMODITY

***** FEBRUARI / *FEBRUARY 2022* *****

H S	Uraian Komoditi/*Commodity Description*	Berat bersih/*Net weight* (Kg)		Nilai/*Value CIF* (US$)	
		Bulan ini *Current month*	Kumulatif *Cum. Jan. to date*	Bulan ini *Current month*	Kumulatif *Cum. Jan. to date*
82149000	Other articles of cutlery (example, hair clippers,butchersí or kitchen cleavers, choppers and mincing knives)	116 300	322 027	282 075	586 553
82151000	Sets of assorted articles similar kitchen or tableware containing at least one article plated with precious metal	18	1 261	374	3 242
82152000	Sets of assorted articles similar kitchen or tableware	144 952	492 877	231 344	840 845
82159100	Similar kitchen/table ware plated precious metal (example: Spoons,forks,ladles,skimmers,fish/butter knives,sugartongs)	2 941	14 133	3 739	24 113
82159900	Similar kitchen/table ware not plated precious metal(example:	748 016	2 212 279	1 237 090	3 408 853
83011000	Padlocks (key, combination/ electrically operated), of base metal	373 758	1 066 978	1 545 233	3 616 025
83012000	Locks of a kind used for motorvechiles	198 901	389 047	2 912 143	5 349 580
83013000	Locks of a kind used for furniture of base metal	185 292	530 491	666 946	1 686 754
83014010	Handcuffs of base metal	35	157	900	1 313
83014020	Door locks of base metal	771 693	1 939 541	1 811 136	4 480 752
83014090	Other padlocks and locks of base metal	574 416	1 467 090	3 600 573	8 098 401
83015000	Clasps and frames with clasps, incorporating locks of basemetal	25 409	52 961	139 278	288 409
83016000	Parts of padlocks and locks of base metal	411 465	1 062 215	3 093 747	6 938 054
83017000	Keys presented separately of padlocks and lockof base metal	24 759	34 289	178 183	333 129
83021000	Hinges of base metal	1 837 689	4 804 013	4 970 888	13 271 422
83022010	Castors with mounting of base metal, a diameter , 100 mm < diameter <= 250 mm (including tyres)	49 141	112 085	204 263	305 535
83022090	Castors with mounting of base metal, a diameter< 100 mm (including tyres)	919 933	2 189 506	2 166 289	5 883 259
83023010	Hasps suitable for motor vechiles of base metal	1 033	3 730	7 635	96 434
83023090	mountings,fittings and similar articles suitable for motor vehicles of base metal	150 419	502 785	2 114 630	5 459 278
83024131	Hasps suitable for building of base metal, a kind suitablefor building	79 562	156 426	166 258	343 731
83024139	Bolts; hooksand eyes; staplesof base metal, a kind suitable for building	189 020	519 866	770 670	1 811 421
83024190	Other mounting, fittings, and similar article of base metal,a kind suitable for building	906 167	2 263 543	3 456 833	8 809 014
83024220	Hasps of base metal of a kind suitable for furniture	12 268	88 500	105 955	280 576
83024290	Other mounting, fittings, and similar article of base metal,a kind suitable for furniture	1 550 875	4 646 858	4 653 348	12 624 901
83024910	Base metal mountings, fittings and similar articles of a kind suitable	6 047	10 526	58 057	100 397
83024991	Hasps Of base metal a kind suitable for trunks, chests, caskets or the like	977	7 020	10 093	71 424
83024999	Base metal fittings and similar articles of a kind suitablefor trunks, chests, caskets or the like	430 123	1 119 878	1 983 609	4 739 513
83025000	Hat-racks,hat-pegs, brackets and similar fixtures of base metal	391 898	1 309 146	963 148	3 107 427
83026000	Automatic door closers of base metal	66 679	309 009	374 980	1 785 494
83030000	Armoured/reinforced safes,strong-boxes&doors, safe deposit lockers for strong-rooms, cash or deed boxes of base metal.	334 882	918 783	966 788	2 489 752
83040010	Filing cabinets or card-index cabinets of base metal	64 230	224 691	66 675	253 500
83040091	Office/desk equip of aluminium (paper trays,paper rests,pen trays,office-stamp) oth than office furniture of head 94.03.	324	55 375	680	114 765
83040092	Office/desk equip of nickel (paper trays, paper rests, pen trays,office-stamp) oth than office furniture of head 94.03.	74	80	2 119	2 220
83040093	Office/desk equip of copper/ lead (paper trays/ rests, pen trays,office-stamp) oth than office furniture of head 94.03.	0	23	0	160
83040099	Office/desk equip of other metal (paper trays/ rests, pen trays,office-stamp) oth than office furniture of head 94.03.	79 666	415 446	284 599	1 208 234
83051010	Fittings for double loop wire binders	1 717	24 665	2 855	64 981
83051090	Fittings for loose-leaf binders/files oth than double loop wire binders	28 209	171 234	60 936	550 352
83052010	Staples in strips for office use of base metal	162 517	488 772	453 698	1 160 148
83052020	Staples in strips for other than office use (example, upholstery, packaging) of iron or steel	298 735	529 150	393 709	763 919
83052090	Staples in strips for other than office use (example, upholstery, packaging) of other metal	311 351	917 657	601 853	1 485 321
83059010	Paper clips	103 305	231 370	303 898	691 824

https://www.bps.go.id

I.3. IMPOR MENURUT KOMODITI / IMPORT BY HS COMMODITY

***** FEBRUARI / *FEBRUARY 2022* *****

H S	Uraian Komoditi/*Commodity Description*	Berat bersih/*Net weight* (Kg)		Nilai/*Value CIF* (US$)	
		Bulan ini *Current month*	Kumulatif *Cum. Jan. to date*	Bulan ini *Current month*	Kumulatif *Cum. Jan. to date*
83059090	Othrer office articles and part of base metal	113 810	262 166	314 595	733 764
83061000	Bells, gongs and the like, non-electric, of base metal	2 117	21 441	41 434	112 578
83062100	Statuetes and other ornamen plated with precious metal	202	402	1 603	3 197
83062910	Statuetes and other ornamen of copper or lead	95	634	924	3 451
83062920	Statuetes and other ornamen of nickel	0	105	0	1 445
83062930	Statuetes and other ornamen of aluminium	0	292	0	1 204
83062990	Statuetes and other ornamen of iron or steel	39 559	85 755	235 069	452 730
83063010	Photograph, picture or similar frames;mirrors : of copper	0	1 295	0	14 425
83063091	Metallic mirrors reflecting traffic views at roadintersections or sharp corners of base metal	14	9 755	76	15 522
83063099	Photograph,picture or similar frames;mirrors made of basemetal other than copper	17 673	47 921	77 609	144 315
83071000	Flexible tubing of base metal, with or without fittings of iron or steel	165 101	535 847	1 399 910	5 755 918
83079000	Flexible tubing of base metal, with or without fittings of other base	39 069	238 880	464 561	2 112 973
83081000	Hooks,eyes,eyelets of base metal used for clothing/clothingacc, footwear, jewellery, watches, books, awnings, leather	272 875	968 574	4 034 007	12 002 390
83082000	Tubular or bifurcated rivets of base metal	1 026 497	2 269 057	1 006 812	2 622 181
83089010	Beads including parts of base metal	9 408	23 231	66 800	446 168
83089020	Spangles including parts of base metal	13	921	391	12 221
83089090	Clasps, frames with clasps, buckles, buckle-claspsof base metal	894 877	2 945 559	4 085 592	17 950 764
83091000	Crown corks of base metal	1 584	51 713	4 790	173 834
83099010	Capsules for bottles of base metal	2 596	83 284	47 265	403 513
83099020	Top ends of aluminium cans	827 485	1 747 573	4 063 547	8 782 042
83099060	Aerosol can ends, of tin plate	0	46 093	0	234 218
83099070	Other caps for cans of base metal	294 353	398 939	1 524 463	2 086 527
83099081	Bottle caps; screw caps of aluminium	61 580	99 529	432 022	753 519
83099089	Bungs for metal drums; bung covers; seals; case corner protectors of aluminium	18 568	85 543	225 423	919 147
83099091	Bottle caps; screw caps of base metal other than aluminium	22 247	49 001	87 978	304 229
83099092	Bungs for metal drums; bung covers; seals; case corner protectors of base metal other than aluminium	20 204	32 709	85 619	254 110
83099099	Other packing accessorie of base metal	167 007	488 856	1 033 974	2 473 430
83100000	Sign-plates, name-plates, address-plates and similar plates, numbers,letters,other symbols of base metal,excl head 94.05	36 812	76 683	555 354	969 260
83111010	Coated electrodes of base metal,for electricarc-welding in rolls	43 901	372 464	119 223	795 996
83111090	Coated electrodes of base metal, for electric arc-welding in a forms oth than rolls	1 453 272	4 261 477	2 869 318	7 516 066
83112021	Cored wire of alloy steel, by weight, contain>=4.5 % carbonand >=20 % chrom ,for electric arc-welding in rolls	101 329	240 756	390 706	799 827
83112029	Cored wire of alloy steel, by weight, contain>=4.5 % carbonand >=20 % chrom,for electric arc-welding, in rods	88 666	133 825	206 485	338 131
83112090	Cored wire made of base metal other than alloy steel , for electric arc-welding	1 701 285	3 537 230	5 233 022	8 319 759
83113021	Cored wire of alloy steel,by weight, contain>=4.5 % C and >=20 % Cr ,for soldering,brazing, welding by flame in rolls	61 874	68 464	252 267	492 485
83113029	Cored wire of alloy steel,by weight, contain>=4.5 % C and >=20 % Cr ,for soldering,brazing, welding by flame, in rods	5 690	60 930	188 654	605 693
83113091	Coated rods and cored wire, of base metal, for soldering, brazing or welding by flame in rolls	45 843	132 584	138 803	385 643
83113099	Coated rods and cored wire, of base metal, for soldering, brazing or welding by flame in rods	306 490	444 973	881 920	2 990 461
83119000	Wire and rods, of agglomerated base metal powder, used for metal spraying	218 491	307 392	710 642	1 421 312
84012000	Machinery and apparatus for isotopic separation, and partsthereof	124	124	19 308	19 308
84021110	Watertube boilers with a steam production>45 ton/hour electrically operated, other than central heating hot water	501 008	1 510 423	1 806 366	4 877 043
84021120	Watertube boilers with a steam production>45 ton/ hour, notelectrically operated, other than central heating hot water	2 981 138	2 981 891	16 417 284	16 417 991
84021211	Watertube boilers,with a 15 ton/hour<steam production<= 45ton/hour, electric operated, oth than central heating hotwater	366 780	633 417	887 000	1 373 502

https://www.bps.go.id

I.3. IMPOR MENURUT KOMODITI / IMPORT BY HS COMMODITY

***** FEBRUARI / *FEBRUARY 2022* *****

H S	Uraian Komoditi/*Commodity Description*	Berat bersih/*Net weight* (Kg)		Nilai/*Value CIF* (US$)	
		Bulan ini *Current month*	Kumulatif *Cum. Jan. to date*	Bulan ini *Current month*	Kumulatif *Cum. Jan. to date*
84021219	Watertube boilers with a steam production <15 ton/ hour , electric operated, oth than central heating hotwater	17 265	265 962	112 767	1 008 067
84021229	Watertube boilers with a steam production <15 ton/ hour ,not electric operated, oth than central heating hotwater	54 914	95 534	108 928	194 628
84021911	Boilers,includ hybrid boiler,steam production>15	132	158 206	6 800	329 359
84021919	Boilers,includ hybrid boiler, steam production<=15	688 196	1 303 012	1 848 459	4 631 138
84021921	Boilers,includ hybrid boiler,steam production>15 ton/hourno	153	153	2 080	2 080
84021929	Boilers,includ hybrid boiler, steam production<=15 ton/hourno electrically operated, other than central heating hot water	20 349	172 640	297 423	845 649
84022010	Super-heated water boilers, electric operated, oth than central heating hotwater	0	35 214	0	74 809
84029010	Boiler bodies, shells or casings, parts for Steam or other vapour generating boilers	221 971	258 160	598 527	1 157 999
84029090	Parts for Steam/other vapour generating boilers,oth than boiler bodies, shells or casings	1 853 384	3 304 024	8 296 084	16 351 504
84031000	Boilers for central heating boilers, other than those of heading 84.02.	28 325	187 896	151 816	533 941
84039090	Parts for central heating boilers, oth than Boiler bodies, shells or casings	481	571	30 567	30 836
84041011	Soot removers (soot blowers) for use with boilers of heading 84.02	620	59 632	6 014	1 259 199
84041019	Economisers,super-heaters,gas recoverers (Auxiliary plant)for use with boilers of heading 84.02	2 533 122	3 681 458	7 200 700	9 893 070
84041020	Economisers, super-heaters, soot removers, gas recoverers(Auxiliary plant) for use with boilers of heading 84.03	936	3 706	44 092	56 679
84042000	Condensers (Auxiliary plant) for steam/ other vapour power units	114 311	626 669	576 541	4 301 185
84049011	Bodies, shells or casings for use Auxiliary plant(of goods of subheadings 8404.10.11 and 8404.10.19)	4	4	2 389	2 389
84049019	Part for use Auxiliary plant (subheadings 8404.10.11 and 8404.10.19) other than of bodies,shells /casings	2 119	2 773	173 049	209 944
84049029	Part for use Auxiliary plant,oth than of bodies,shells/casings (of goods of subheadings 8404.10.20)	10 010	11 775	15 311	26 333
84049090	Part for use condensers/ Auxiliary plant (subheadings 8404.20.00)	2 114 517	6 589 137	32 672 383	65 359 896
84051000	Producer gas or water gas generators, with/out purifiers; acetylene gas generators and similar water process gas	53 142	157 047	480 362	3 370 392
84059000	Parts of producer gas or water gas generators, with/out purifiers; acetylene gas generators and similar	445 588	1 938 535	496 982	3 639 411
84061000	Steam turbines and other vapour turbines.for marine propulsion	0	2	0	700
84068100	Steam turbines and other vapour turbines.,output > 40 MWother than for marine propulsion	381 496	3 807 913	5 190 785	9 509 843
84068210	Steam and other vapour Turbines, output <=5 MW,for other than for marine propulsion	0	10 015	0	423 836
84068290	Steam and other vapour Turbines, output > 5 MW but <40 MW,for other than for marine propulsion	8 868	88 512	322 888	2 095 599
84069000	Part steam and other vapour turbines	711 345	1 602 700	4 355 552	10 256 530
84071000	Spark-ignition reciprocating or rotary internal combustion piston engines for Aircraft	21 637	22 727	754 520	2 118 505
84072110	Spark-ignition reciprocating or rotary internal combustion,a power	7 725	18 528	202 730	434 136
84072190	Spark-ignition reciprocating or rotary internal combustion,a power>22.38kW/30 hp, for outboard motor	89 914	256 210	1 972 864	5 760 666
84072990	Spark-ignition reciprocating or rotary internal combustionfor marine propulsion engines,a power >22.38kW/30 hp,	0	420	0	21 000
84073212	Spark-reciprocating piston engines, cylinder capacity50 < cc <=110, for vehicles of Chapter 87.11	4 367	4 367	8 759	8 759
84073219	Spark-reciprocating piston engines, cylinder capacitycylinder capacity 50 < cc <=110, oth than 8701 or 8711	29	29	1 616	1 616
84073222	Spark-reciprocating piston engines, cylinder capacity110 < cc <=250, for vehicles of Chapter 87.01	49 010	101 700	825 484	1 686 003
84073229	Spark-reciprocating piston engines, cylinder capacitycylinder capacity 110 < cc <=250, oth than 8701 or 8711	63 888	73 423	490 193	517 176

https://www.bps.go.id

I.3. IMPOR MENURUT KOMODITI / IMPORT BY HS COMMODITY

***** FEBRUARI / *FEBRUARY 2022* *****

H S	Uraian Komoditi/*Commodity Description*	Berat bersih/*Net weight* (Kg)		Nilai/*Value CIF* (US$)	
		Bulan ini *Current month*	Kumulatif *Cum. Jan. to date*	Bulan ini *Current month*	Kumulatif *Cum. Jan. to date*
84073320	Spark-reciprocating piston engines, cylinder capacity250 < cc <=1000, for vehicles of Chapter 87.01	228	228	6 017	6 017
84073390	Spark-reciprocating piston engines, cylinder capacitycylinder capacity 250 < cc <=1000, oth than 8701 or 8711	0	24	0	1 462
84073450	Full assembled,spark- reciprocating piston engines,cylindercapacity<=1,100cc, for vehicles of Chapter 87.01	177	177	11 642	11 642
84073460	Full assembled,spark- reciprocating piston engines,cylindercapacity<=1,100cc, for vehicles of Chapter 87.11	0	9 630	0	51 693
84073471	Full assembled,spark- reciprocating piston engines,cylindercapacity<=2000cc, for vehicles of Chapter 87	683 543	1 419 406	6 404 640	13 442 707
84073472	Full assembled,spark- reciprocating piston engines,cylindercapacity 2000< cc <=3000, for vehicles of heading 87	306	306	5 614	5 614
84073473	Full assembled,spark- reciprocating piston engines,cylindercapacity>3000 cc, for vehicles of Chapter 87	31 204	74 211	680 834	1 591 290
84073494	Assembled not complet, spark-reciprocating piston engines, cylinder capacity<=2000cc, for vehicles of Chapter 87	137 391	196 949	784 753	1 071 093
84079010	Oth Spark-ignition reciprocating/rotary internal combustionpiston engines, Of a power<=18.65 kW	774 405	1 475 003	4 382 617	8 573 164
84079020	Oth Spark-ignition reciprocating/rotary internal combustionpiston engine,a power 18.65< KW <= 22.38	12 817	12 852	101 292	105 352
84079090	Oth Spark-ignition reciprocating/rotary internal combustionpiston engines, of a power > 22.38 kW	130 691	563 180	525 707	2 216 642
84081010	Diesel or semi-diesel engines ,a power <= 22.38 kW for marine propulsion	0	135 036	0	341 177
84081020	Diesel or semi-diesel engines ,a power 22.38< kW <=100 for marine propulsion	208 861	294 905	78 999	114 338
84081030	Diesel or semi-diesel engines ,a power 100< kW <=750 for marine propulsion	169 796	455 869	804 476	1 458 996
84081090	Diesel or semi-diesel engines ,a power >750 kW for marine propulsion	158 370	319 414	6 787 496	9 892 660
84082010	Fully assembled , Diesel/ semi-diesel engines for vechilesof subheading 8701.10	4 265	8 157	154 914	194 114
84082021	Fully assembled , Diesel/ semi-diesel engines, a cylinder capacity<=2000 cc, for vehicles of heading 87	1 782	9 436	55 764	210 569
84082022	Fully assembled , Diesel/ semi-diesel engines, a cylinder capacity 2000< cc<=3500 cc, for vehicles of heading 87	2 069 940	4 234 523	27 206 886	55 797 452
84082023	Fully assembled , Diesel/ semi-diesel engines, a cylinder capacity>3500 cc, for vehicles of heading 87	130 301	256 116	2 229 975	3 651 261
84082093	Assembled not complet, Diesel or semi-diesel engines,of of subheading 8701.10	0	2 292	0	73 837
84082094	Assembled not complet, Diesel/ semi-diesel engines, cylinder capacity<=2000 cc, for vehicles of heading 87	0	97	0	2 408
84082095	Assembled not complet, Diesel or semi-diesel engines, of cylinder capacity 2000< cc<=3500 cc, for vehicles, heading 87	1 839	19 478	25 916	207 357
84082096	Assembled not complet, Diesel or semi-diesel engines, of cylinder capacity>3500 cc, for vehicles of heading 87	69 759	101 418	170 933	352 525
84089010	Other diesel or semi-diesel engines, a power <= 18.65 kW	278 823	791 525	746 896	2 250 206
84089051	Diesel or semi-diesel engines, power>100 kw, used of head84.29 or 84.30 (example buldozer,pile-driver,excavator)	465 640	732 972	2 955 797	4 911 871
84089059	Other Diesel or semi-diesel enginesOf a power exceeding 100 kW	93 084	188 963	1 517 738	2 781 788
84089091	Diesel or semi-diesel engines, power<100 kw, used of head84.29 or 84.30 (example buldozer,pile-driver,excavator)	261 658	576 749	3 778 508	7 488 794
84089092	Diesel or semi-diesel engines, a power<=100 kw of a kind used for railway locomotives or tramway vehicles	9 680	9 680	44 550	44 550
84089099	Other Diesel or semi-diesel engines, a power<100 kW	1 339 497	2 798 713	2 855 961	7 525 364
84091000	Parts of spark-ignition combusttion piston engine,for aircraft	74	105	3 682	63 041
84099111	Carburettors and parts of gasoline engines,for heading 84.29 or 84.30 (exam;bulldozers,excavators,pile driver)	39 704	85 992	314 818	464 302
84099112	Cylinder blocks,crank cases of gasoline engines for heading 84.29 or 84.30 (example; excavators,pile driver)	42 706	111 634	276 675	590 170

https://www.bps.go.id

H S	Uraian Komoditi/*Commodity Description*	Berat bersih/*Net weight* (Kg)		Nilai/*Value CIF* (US$)	
		Bulan ini *Current month*	Kumulatif *Cum. Jan. to date*	Bulan ini *Current month*	Kumulatif *Cum. Jan. to date*
84099113	Cylinder liner,with an internal diameter 50< mm <=155, of gasoline enginess, for heading 84.29 or 84.30	1 388	3 917	3 966	21 403
84099114	Cylinder liner,with an internal diameter >155 mm, of gasoline enginess, for heading 84.29 or 84.30	44 991	53 273	373 503	502 845
84099115	Cylinder heads and head covers, gasoline enginess, for heading 84.29 or 84.30	19 604	38 351	97 196	226 046
84099116	Pistons, with an internal diameter 50< mm <=155, of gasoline enginess, for heading 84.29 or 84.30	100 569	232 463	177 051	421 692
84099117	Pistons, with an internal diameter >155 mm, of gasoline enginess, for heading 84.29 or 84.30	22 214	53 439	235 063	450 595
84099118	Piston rings and gudgeon pins, of gasoline negine, for heading 84.29 or 84.30	1 261	8 185	18 682	55 556
84099119	Other parts undefinied of gasoline engine for heading 84.29 or 84.30	107 853	179 297	400 590	693 975
84099121	Carburettors and parts of gasoline engines, for vehicles of heading 87.01	214	235	4 253	4 626
84099122	Cylinder blocks,crank cases of gasoline enginess, for vehicles of heading 87.01	267	581	13 711	30 372
84099123	Cylinder liner,with an internal diameter 50< mm <=155, of gasoline enginess, for heading 8701	1 485	7 501	5 654	21 265
84099124	Cylinder liner,with an internal diameter >155 mm, of gasoline enginess, for vehicles of heading 87.01	1 168	3 673	46 993	97 392
84099128	Piston rings and gudgeon pins, of gasoline engines, for vehicles of heading 87.01	3 801	43 292	68 337	180 438
84099129	Other parts undefinied of gasoline engine for vehicles of heading 87.01	75 592	121 981	690 296	1 260 734
84099131	Carburettors and parts of gasoline engines, for vehicles of heading 87.11	123 918	368 953	843 249	2 302 188
84099132	Cylinder blocks,crank cases of gasoline enginess, for vehicles of heading 87.11	181 514	428 215	673 533	2 195 875
84099134	Cylinder liner,with an internal diameter 50< mm <=155, of gasoline enginess, for heading 8701	83 464	139 212	453 345	793 141
84099135	Cylinder liner,with an internal diameter >155 mm, of gasoline enginess, for vehicles of heading 87.11	26 243	80 909	117 579	327 023
84099137	Pistons, with an internal diameter 50< mm <=155, of gasoline engines, for vehicles of heading 87.11	7 051	29 933	64 997	328 378
84099138	Piston rings and gudgeon pins, of gasoline engines, for vehicles of heading 87.11	42 984	90 675	1 767 501	3 189 291
84099139	Other parts undefinied of gasoline engine for vehicles of heading 87.11	158 522	367 223	2 363 313	5 288 078
84099141	Carburettors and parts of gasoline engines, for vehicles of chapt 87, oth than 8701 or 87.11	40 991	67 405	149 728	275 030
84099142	Cylinder blocks,crank cases of gasoline enginess, for vehicles of chapt 87, oth than 8701 or 87.11	373 612	797 243	3 830 073	8 422 258
84099143	Cylinder liner,with an internal diameter 50< mm <=155, of gasoline enginess, for chapt 87, oth than 8701 or 8701	25 863	41 412	221 590	346 447
84099144	Cylinder liner,with internal diameter >155 mm,of gasoline enginess,for vehicles of chapt 87,oth than 8701 or 8711	199 270	549 923	862 310	2 165 843
84099145	Cylinder heads and head covers, of gasoline engine,for vehicles of chapt 87,oth than 8701 or 8711	299 803	637 702	3 354 089	7 326 268
84099146	Pistons, with an external diameter 50<= mm< 155 for other vehicles of chapt 87, oth than 8701 or 87.11	62 001	143 471	807 851	1 757 519
84099147	Pistons, with an external diameter >155 mm for other vehicles of chapt 87, oth than 8701 or 87.11	19 488	34 209	127 816	282 774
84099148	Piston rings and gudgeon pins for other vehicles of Chapter87, oth than 8701 or 87.11	19 464	33 814	507 200	1 087 515
84099149	Other parts undefinied of gasoline engine for other vehicleof chapt 87, oth than 8701 or 87.11	699 819	1 507 387	10 600 221	22 575 076
84099151	Cylinder blocks; crank cases, of gasoline engine, a power<= 22.38 kW, propulsion for vessels of Chapter 89	471	897	21 132	38 606

https://www.bps.go.id

I.3. IMPOR MENURUT KOMODITI / IMPORT BY HS COMMODITY

***** FEBRUARI / *FEBRUARY 2022* *****

H S	Uraian Komoditi/*Commodity Description*	Berat bersih/*Net weight* (Kg)		Nilai/*Value CIF* (US$)	
		Bulan ini *Current month*	Kumulatif *Cum. Jan. to date*	Bulan ini *Current month*	Kumulatif *Cum. Jan. to date*
84099152	Cylinder liner,with an internal diameter 50<mm<=155, of gasoline engine, power <= 22.38 kW, propulsion for vessels of Chapter 89	4 551	6 284	4 641	7 801
84099153	Other cylinder liners, gasoline engine, a power<=22,38 KW, propulsion for vessels of Chapter 89	347	4 037	626	24 038
84099154	Pistons, with an external diameter of 50<= mm<155mm,of gasoline engine,power<=22.38 kW,propulsion for vessels of Chapter 89	588	1 383	22 093	55 338
84099155	Pistons, with an external diameter > 155 mm, of gasolineengine, a power <= 22.38 kW, propulsion for vessels of Chapter 89	59	123	2 641	6 591
84099159	Other parts undefinied of gasoline engine,a power<= 22.38 kW, propulsion for vessels of Chapter 89	24 622	54 843	489 786	1 108 973
84099161	Cylinder blocks; crank cases, of gasoline engine, a power> 22.38 kW, propulsion for vessels of Chapter 89 engines	11	97	923	3 805
84099163	Other cylinder liners, gasoline engine, a power >22,38 KW, propulsion for vessels of Chapter 89	327	597	2 968	6 814
84099164	Pistons, with an external diameter of 50<= mm< 155 mm, ofgasoline engine, power > 22.38 kW, propulsion for vessels of Chapter 89	14 202	14 202	16 332	16 332
84099169	Other parts undefinied of gasoline engine,a power> 22.38 kW, propulsion for vessels of Chapter 89	3 978	11 579	16 920	40 980
84099171	Cylinder blocks,crank cases of gasoline enginess, for other than vehicle or marine propulsion	4 775	9 394	82 418	100 129
84099172	Cylinder liner,with an internal diameter 50< mm <=155, for other than vehicle or marine propulsion	481	6 745	1 648	19 227
84099173	Cylinder liner,with internal diameter >155 mm,of gasolinegasoline engine, for other than vehicle or marine propulsion	5 376	5 376	53 900	53 900
84099174	Cylinder heads and head covers, of gasoline engine, forother than vehicle or marine propulsion	234	257	1 539	2 675
84099176	Pistons, with an external diameter 50<= mm< 155, ofgasoline	0	54	0	2 360
84099177	Pistons, with an external diameter >155 mm, of gasolineengine, for other than vehicle or marine propulsion	4 876	16 283	12 743	35 328
84099178	Piston rings and gudgeon pins of gasoline engine forother than vehicle or marine propulsion	351	2 130	7 837	26 302
84099179	Other parts undefinied of gasoline engine, for other than vehicle or marine propulsion	166 922	549 424	1 212 091	3 551 887
84099911	Carburettors&parts thereof,for diesel engines of heading 84.29 or 84.30 (example;buldozer,pile-driver,excavator)	107	1 020	4 718	25 200
84099912	Cylinder blocks; crank cases, for diesel engines of heading 84.29 or 84.30 (example;buldozer,pile-driver,excavator)	11 608	21 563	231 541	412 738
84099913	Cylinder liner,with an internal diameter 50< mm <=155, fordiesel engines of heading 84.29 or 84.30	859	1 214	57 093	83 710
84099914	Cylinder liner,with an internal diameter >155 mm, for diesel engines of machinery of heading 84.29 or 84.30	21 526	35 646	315 109	527 420
84099915	Cylinder heads and head covers, for diesel engines of machinery of heading 84.29 or 84.30	3 006	20 389	81 970	368 953
84099916	Piston, with an internal diameter 50< mm <=155, fordiesel engines of machinery of heading 84.29 or 84.30	1 094	5 332	88 902	199 905
84099917	Piston, with an internal diameter >155 mm, for dieselengines of machinery of heading 84.29 or 84.30	11 867	18 522	313 747	511 465
84099918	Piston rings and gudgeon pins, for diesel engines machinery of heading 84.29 or 84.30	7 339	16 793	88 842	211 785
84099919	Other parts undefinied for diesel engines of machinery heading 84.29/ 84.30 (exam;buldozer,pile-driver,excavator)	45 027	247 651	1 467 762	3 163 610
84099921	Carburettors and parts there of, for diesel engines ofvehicles of heading 87.01 (tractors)	4 136	20 479	66 256	235 339
84099922	Cylinder blocks;crank cases,for diesel engines of vehicles of heading 87.01 (tractors)	0	57 953	0	127 796
84099924	Cylinder liner,with an internal diameter >155mm, for diesel engines of vehicles of heading 87.01 (tractors)	534	1 097	3 414	10 495
84099925	Cylinder heads and head covers,for diesel engines of vehicles of heading 87.01 (tractors)	0	5 272	0	47 159
84099927	Pistons for tractors engines with an external diameter> 155 mm	247	670	2 619	7 158

https://www.bps.go.id

I.3. IMPOR MENURUT KOMODITI / IMPORT BY HS COMMODITY

***** FEBRUARI / *FEBRUARY 2022* *****

H S	Uraian Komoditi/*Commodity Description*	Berat bersih/*Net weight* (Kg)		Nilai/*Value CIF* (US$)	
		Bulan ini *Current month*	Kumulatif *Cum. Jan. to date*	Bulan ini *Current month*	Kumulatif *Cum. Jan. to date*
84099928	Piston rings and gudgeon pins for tractors engines	511	511	5 874	5 874
84099929	Parts of tractors engines, other than carburettor, piston &cylinder	15 031	125 840	164 402	660 607
84099931	Carburettor and part thereof for motorcycle & cycle fittedwith an auxiliary motor, with/without side-car, side-car	6 316	6 688	93 969	97 562
84099932	Cylinder block; crank case for motorcycle & cycle fittedwith an auxiliary motor, with/without side-car, side-car	0	26 864	0	150 180
84099933	Cylinder liner for motorcycle & cycle fitted with anauxiliary motor, with/without side-car, side-car	24	9 039	394	71 950
84099934	Cylinder head and head cover for motorcycle & cycle fittedwith an auxiliary motor, with/without side-car, side-car	0	2	0	34
84099935	Piston for motorcycle & cycle fitted with an auxiliarymotor, with/without side-car, side-car	155	189	5 320	6 092
84099936	Piston ring & gudgeon pin for motorcycle& cycle fitted withan auxiliary motor, with/without side-car, side-car	583	1 079	706	4 867
84099939	Part of motorcycle engine, other than carburettor, blok cilinder, crank case, piston & cylinder	23 510	45 421	245 653	755 946
84099941	Carburettor and part thereof for vehicle of Chapter 87, oththan of heading 87.01 & 87.11	4 261	7 147	13 231	18 273
84099942	Cylinder block; crank case for vehicle of Chapter 87, otherthan of heading 87.01 & 87.11	878 704	1 540 572	4 208 780	7 623 786
84099943	Cylinder liner with 50 mm <= internal diameter <= 155 mmfor vehicle of Chapter 87, oth than of heading 87.01& 87.11	155 989	255 330	666 826	1 125 387
84099944	Cylinder liner with internal diameter > 155 mm for vehicleof Chapter 87, oth than of heading 87.01 & 87.11	16 629	42 885	73 690	171 494
84099945	Cylinder head and head cover for vehicle of Chapter 87, oththan of heading 87.01 & 87.11	409 322	805 179	2 222 168	4 570 089
84099946	Piston with 50 mm <= external diameter<= 155 mm for vehicleof Chapter 87, other than of heading 87.01 & 87.11	1 249	12 910	27 632	91 521
84099947	Piston with external diameter > 155 mm for vehicle ofChapter 87, other than of heading 87.01 & 87.11	10 866	23 902	53 018	103 884
84099948	Piston ring & gudgeon pin for vehicle of Chapter 87, otherthan of heading 87.01 & 87.11	9 954	22 779	130 608	336 889
84099949	Part of vehicle of Chapter 87, oth than carburettor, piston& cylinder, exclude of heading 87.01 & 87.11	462 430	1 082 208	5 537 760	13 013 912
84099951	Cylinder block; crank case for marine propulsion engine ofa power <= 22.38 kW	336	459	380	3 663
84099952	Cylinder liner with 50 mm <= internal diameter <= 155 mmfor marine propulsion engine of a power <= 22.38 kW	0	473	0	2 866
84099953	Cylinder liner with internal diameter > 155 mm for marinepropulsion engine of a power <= 22.38 kW	10 003	10 855	44 493	55 557
84099954	Piston with 50 mm <= external diameter<= 155 mm for marinepropulsion engine of a power <= 22.38 kW	141	1 232	18 654	71 124
84099955	Piston with external diameter>155 mm for marine propulsionengine of a power <= 22.38 kW	1 740	2 476	6 963	9 299
84099959	Parts of marine propulsion engine of a power <= 22.38 kW,other than piston & cylinder	32 092	107 464	167 625	960 270
84099961	Cylinder block; crank case for marine propulsion engine ofa power > 22.38 kW	2 864	3 638	17 634	28 399
84099962	Cylinder liner with 50 mm <= internal diameter <= 155 mmfor marine propulsion engine of a power > 22.38 kW	129	277	1 840	2 659
84099963	Cylinder liner with internal diameter > 155 mm for marinepropulsion engine of a power > 22.38 kW	5 367	11 030	32 965	98 368
84099964	Piston with 50 mm <= external diameter<= 155 mm for marinepropulsion engine of a power > 22.38 kW	145	328	5 137	24 257
84099965	Piston with external diameter>155 mm for marine propulsionengine of a power > 22.38 kW	442	3 492	18 951	46 824
84099969	Parts of marine propulsion engine of a power > 22.38 kW,other than piston & cylinder	81 700	154 361	1 477 874	3 089 246
84099971	Carburettor and part thereof for engine of heading 84.07 or84.08	9 921	34 907	57 147	109 283
84099972	Cylinder blocks; crank cases for engine of heading 84.07 or84.08	14 973	36 064	237 549	433 680

https://www.bps.go.id

H S	Uraian Komoditi/*Commodity Description*	Berat bersih/*Net weight* (Kg)		Nilai/*Value CIF* (US$)	
		Bulan ini *Current month*	Kumulatif *Cum. Jan. to date*	Bulan ini *Current month*	Kumulatif *Cum. Jan. to date*
84099973	Cylinder liner with 50 mm <= internal diameter <= 155 mmfor engine of heading 84.07 or 84.08	31 908	43 617	37 000	66 857
84099974	Cylinder liner with internal diameter > 155 mm for engineof heading 84.07 or 84.08	68 657	98 223	475 708	948 799
84099975	Cylinder head and head cover for engine of heading 84.07 or84.08	40 335	82 175	1 155 554	2 834 917
84099976	Piston with 50 mm <= external diameter<= 155 mm for engineof heading 84.07 or 84.08	2 383	8 542	3 567	9 877
84099977	Piston with external diameter>155 mm for engine of heading84.07 or 84.08	57 263	124 653	618 825	1 113 979
84099978	Piston ring & gudgeon pin for engine of heading 84.07/84.08	16 511	47 584	363 900	654 080
84099979	Part of engine of heading 84.07 or 84.08, other than carburettor, piston & cylinder	1 068 186	2 287 676	5 592 730	11 992 415
84101100	Hydraulic turbines & water wheels of a power <= 1,000 kW	42 447	108 131	190 862	440 209
84101200	Hydraulic turbines & water wheels of 1,000 KW < a power<= 10,000 kW	0	67 635	0	1 620 917
84101300	Hydraulic turbines & water wheels of a power > 10,000 kW	6 845	6 845	33 055	33 055
84109000	Parts of hydraulic turbines, water wheels, and regulators	157 285	205 033	880 312	1 093 806
84111100	Turbo-jets of a thrust <= 25 kN	0	33	0	420
84111200	Turbo-jets of a thrust > 25 kN	4 752	12 122	1 165 524	1 588 698
84112100	Turbo-propellers of a power <= 1,100 kW	116	291	1 250	3 298
84112200	Turbo-propellers of a power > 1,100 kW	426	426	312 127	312 127
84118200	Gas turbines of a power > 5,000 kW	150	32 120	24 500	4 309 724
84119100	Part of turbo-jets or turbo-propellers	838	8 248	297 918	1 304 801
84119900	Part of other gas turbines	878 011	967 450	21 589 953	31 989 080
84121000	Reaction engines other than turbo-jets	5 285	34 644	56 326	533 282
84122100	Hydraulic power engine&motor with linear acting (cylinder)	536 993	1 048 898	6 473 443	9 931 288
84122900	Hydraulic power engine&motor with non-linear acting(not cylinder)	404 723	699 429	3 960 013	8 117 237
84123100	Pneumatic power engine&motor with linear acting (cylinder)	45 061	115 646	1 247 018	2 566 474
84123900	Pneumatic power engine&motor with non-linear acting(not	28 148	49 038	616 485	1 175 031
84128000	Other engine and motor, exclude reaction engine; hydraulic power & pneumatic power engine and motor	6 653	15 764	72 402	151 116
84129010	Part of reaction engines other than turbo-jets	196	4 403	12 927	44 505
84129020	Part for steam/other vapour power unit incorporating boiler	4 254	10 330	185 917	414 231
84129090	Part of hydraulic & pneumatic power engine and motor	383 524	820 145	3 181 006	6 076 526
84131100	Pump for dispensing fuel/lubricant, used in filling-stationor in	127 689	250 697	1 428 833	2 970 374
84131910	Pump fitted with measuring device,electrically operated,excl for	110 669	183 943	1 929 061	4 260 146
84131920	Pump fitted with measuring device,not-electrically operatedexcl for dispensing fuel/lubricant in filling-station/garage	5 959	27 232	259 384	511 930
84132010	Water pumps	23 422	86 267	89 082	241 993
84132020	Breast pumps	41 845	80 038	246 269	489 415
84132090	Hand pumps, other than water pump and breast pump	99 529	391 818	515 026	1 974 740
84133030	Fuel pumps used for engine of motor vehicle designed for transport persons (incl station wagon& racing car) or goods	373 473	758 289	8 729 143	15 447 946
84133040	Water pumps used for engine of motor vehicle designed for transport persons (incl station wagon& racing car) or goods	115 388	160 467	973 422	1 724 738
84133051	Oth water pump for internal combustion piston engine (ex:marine) with inlet diameter <= 200 mm, centrifugal type	22 067	41 055	226 285	415 367
84133052	Oth water pump for internal combustion piston engine (ex:marine) with inlet diameter > 200 mm, centrifugal type	0	591	0	5 133
84133090	Lubricating medium pump for internal combustion pistonengine	331 827	971 952	5 626 764	12 927 964
84134000	Concrete pumps	18 025	33 189	102 634	192 655
84135031	Water pumps on reciprocating positive displacement, with flow rate <= 8,000 m3/h, electrically operated	33 827	112 817	343 409	985 090
84135032	Water pumps on reciprocating positive displacement, with flow rate <= 8,000 m3/h, not electrically operated	1 558	27 120	82 446	279 125
84135040	Water pumps on reciprocating positive displacement, with 8,000 m3/h < flow rate <= 13,000 m3/h	2 816	6 658	63 236	315 348
84135090	Other reciprocating positive displacement pumps (ex: waterpump) with flow rate > 13,000 m3/h	934 079	1 143 272	4 354 804	8 914 109
84136031	Water pumps on rotary positive displacement, with a flow rate <= 8,000 m3/h, electrically operated	14 396	21 143	262 222	350 914

https://www.bps.go.id

H S	Uraian Komoditi/*Commodity Description*	Berat bersih/*Net weight* (Kg)		Nilai/*Value CIF* (US$)	
		Bulan ini *Current month*	Kumulatif *Cum. Jan. to date*	Bulan ini *Current month*	Kumulatif *Cum. Jan. to date*
84136032	Water pumps on rotary positive displacement, with a flow rate <=	53 643	72 810	254 548	454 864
84136040	Water pumps on rotary positive displacement, with 8,000 m3/h < a flow rate <= 13,000 m3/h	114	1 032	2 786	30 623
84136090	Other rotary positive displacement pumps (ex: water pump)with flow rate > 13,000 m3/h	473 682	1 076 250	5 530 099	12 502 482
84137011	Single stage water pump for belt drive/direct coupling withinlet diameter <= 200 mm, centrifugal type	71 939	224 606	758 512	1 735 934
84137019	Single stage water pump for belt drive/direct coupling withinlet diameter > 200 mm, centrifugal type	259 377	790 337	1 970 108	8 178 519
84137031	Submersible water pumps with inlet diameter <= 200 mm,centrifugal type	428 614	981 354	2 029 219	4 690 173
84137039	Submersible water pumps with inlet diameter > 200 mm,centrifugal type	173 611	515 588	1 330 523	3 696 791
84137042	Oth water pump with flow rate<= 8,000 m3/h & inlet diameter<= 200 mm, electrically operated, centrifugal type	111 691	425 816	992 775	2 729 938
84137043	Oth water pump with flow rate<= 8,000 m3/h & inlet diameter<= 200 mm, not electrically operated, centrifugal type	81 284	394 114	303 467	1 437 582
84137049	Oth water pump with flow rate<= 8,000 m3/h & inlet diameter > 200 mm, whether/not electrically operated, centrifugal type	318 102	664 894	1 324 093	3 118 178
84137051	Oth water pump with 8,000 m3/h < flow rate <= 13,000 m3/h& inlet diameter <= 200 mm, centrifugal type	2 308	2 625	53 725	58 753
84137059	Oth water pump with 8,000 m3/h < flow rate <= 13,000 m3/h& inlet diameter > 200 mm, centrifugal type	12 554	45 653	347 067	1 039 357
84137091	Other water pumps with flow rate > 13,000 m3/h & inletdiameter <= 200 mm, centrifugal type	4 629	24 052	128 000	239 989
84137099	Other water pumps with flow rate > 13,000 m3/h & inletdiameter > 200 mm, centrifugal type	455 687	1 184 253	4 306 400	11 774 736
84138113	Water pumps with flow rate <= 8,000 m3/h, electrically operated	59 835	181 146	271 767	817 373
84138114	Water pumps with flow rate <= 8,000 m3/h, not electricallyoperated	8 517	12 360	147 351	206 954
84138115	Water pumps with 8,000 m3/h < flow rate <= 13,000 m3/h	596	3 467	9 018	22 733
84138119	Water pumps with flow rate > 13,000 m3/h, whethe/notelectrically operated	327 712	592 660	5 307 077	8 407 783
84138210	Liquid elevators, electrically operated	34 320	118 319	721 559	1 247 496
84138220	Liquid elevators, not electrically operated	73 031	164 822	206 176	353 082
84139110	Parts of water pumps	8 356	18 183	65 677	292 883
84139120	Parts of breast pump and hand pump (other than water pump)	52 330	53 772	327 840	358 108
84139130	Parts of single stage water pumps for belt drive or directcoupling with inlet diameter<=/ > 200 mm, centrifugal type	11 297	53 549	219 838	620 909
84139140	Parts of submersible water pump & oth water pump with flowrate <= & / > 13,000 m3/h & inlet diameter <= / > 200 mm	1 728 929	3 794 130	5 664 877	12 093 359
84139190	Part of fuel/lubricating/cooling medium pump,concrete pump,reciprocating/rotary positive displacement water pump	1 217 302	2 711 104	13 098 337	32 617 314
84139200	Parts of liquid elevators	8 437	27 236	41 530	82 490
84141000	Vacuum pumps	230 055	309 715	1 484 283	2 536 557
84142010	Bicycle pumps	160 746	368 018	375 918	872 789
84142090	Hand or foot operated air pumps other than bicycle pumps	115 437	274 388	607 577	1 020 215
84143040	Compressors used in refrigerating equip, with refrigerationcapacity > 21.10 kW or displacement revolution >= 220 cc	148 544	219 295	1 684 864	2 625 626
84143090	Compressors used in refrigerating equip, with refrigerationcapacity <= 21.10 kW or displacement revolution < 220 cc	2 913 435	7 202 579	12 565 083	29 838 620
84144000	Air compressors mounted on a wheeled chassis for towing	197 226	655 947	1 626 042	3 807 256
84145110	Table & box fans with a self-contained electric motor of anoutput <= 125 W	8 933	25 604	45 532	180 892
84145191	Floor,wall,window,ceiling/roof fans of an output <= 125 Wwith protective screen	47 115	237 475	202 967	955 731
84145199	Floor,wall,window,ceiling/roof fans of an output <= 125 Wwith un-protective screen	33 899	102 529	288 607	666 112
84145920	Explosion-proof air fans used in underground mining ofa capacity <= 125 kW	45 767	49 607	1 164 061	1 199 650
84145930	Blowers of a capacity <= 125 kW	247 802	557 041	1 971 697	4 639 125

https://www.bps.go.id

I.3. IMPOR MENURUT KOMODITI / IMPORT BY HS COMMODITY

***** FEBRUARI / *FEBRUARY 2022* *****

H S	Uraian Komoditi/*Commodity Description*	Berat bersih/*Net weight* (Kg)		Nilai/*Value CIF* (US$)	
		Bulan ini *Current month*	Kumulatif *Cum. Jan. to date*	Bulan ini *Current month*	Kumulatif *Cum. Jan. to date*
84145941	Fans excl: table/floor/wall/similar; explosion-proof air;blower, with capacity <= 125 kW & protective screen	3 432	91 164	27 565	461 584
84145949	Fans excl: table/floor/wall/similar; explosion-proof air;blower, with capacity <= 125 kW & protective screen	16 799	47 855	359 585	1 303 272
84145950	Blowers of a capacity > 125 kW	115 242	719 943	1 034 773	3 227 694
84145991	Fans excl: table/floor/wall/similar; blower, with capacity> 125 kW &	30 815	72 366	57 888	228 913
84145992	Explosion-proof air fans used in underground mining withcapacity > 125 kW	4 941	9 311	175 085	391 921
84145999	Fans excl: table/floor/wall/similar; blower, with capacity> 125 kW & un-protective screen	681 876	1 413 567	4 890 516	9 899 691
84146011	Laminar airflow cabinets fitted with filters in horizontalside <= 120	14 167	27 978	298 518	480 535
84146019	Hoods ventilation fitted with filter in horizontal side<= 120 cm,	93 281	356 178	606 635	2 308 736
84146091	Hood ventilation not fitted with filter, for industrial usein horizontal side <= 120 cm	20 367	38 633	101 566	301 009
84146099	Hood ventilation not fitted with filter, not for industrialuse in horizontal side <= 120 cm	20 240	28 697	188 690	249 869
84148011	Laminar airflow cabinets fitted with filters in horizontalside > 120	6 823	11 173	106 947	303 745
84148019	Hoods ventilation fitted with filter in horizontal side> 120 cm, other than laminar air flow cabinets	68 879	656 275	535 993	10 686 128
84148021	Hood ventilation not fitted with filter, for industrial usein horizontal	30 432	38 536	214 499	249 042
84148029	Hood ventilation not fitted with filter, not for industrialuse in	60 182	333 272	401 177	2 167 087
84148030	Free-piston generators for gas turbines	25 074	88 187	344 336	1 168 071
84148041	Gas compression module for use in oil drilling operations	28 610	51 889	228 370	543 529
84148042	Compressors used for automotive air conditioners	73 475	155 450	728 113	1 749 896
84148043	Sealed units for air conditioning machines	3 153	87 238	63 792	622 683
84148049	Compressor excl for refrigerating equip, air, gas in oildrill operation, automotive AC & sealed unit for AC machine	391 112	895 153	4 596 244	10 171 359
84148050	Air pumps with horizontal side > 120 cm	222 233	664 836	2 446 069	5 565 367
84148090	Hoods ventilation with horizontal side > 120 cm	72 086	167 290	1 024 902	1 596 272
84149021	Parts of AC machine, refrigerator, electro-mechanicaldomestic app & electric instantaneous/storage water heater	13 131	77 728	213 698	634 560
84149022	Parts of blowers	35 098	92 936	376 990	725 350
84149029	Parts of table, floor, wall, window, ceiling/roof fans &explosion-proof air fans	851 595	2 480 625	5 262 810	12 346 420
84149031	Parts of hoods ventilation fitted/not with filter inhorizontal side <= 120 cm	2 434	43 346	169 930	482 882
84149032	Parts of hoods ventilation fitted/not with filter inhorizontal side > 120 cm	16 191	39 684	203 014	428 407
84149041	Parts of vacuum pumps for electrically operated machines	2 815	8 678	155 680	476 648
84149042	Parts of vacuum pumps for not electrically operated machine	603	655	324 100	325 768
84149050	Parts of hand or foot operated air pumps	1 545	3 657	2 517	5 486
84149060	Parts of compressors used in refrigerating equipment	260 844	565 959	2 611 701	5 882 149
84149071	Parts of air compressors mounted on wheeled chassis fortowing for	3 091	20 599	126 512	357 624
84149072	Parts of air compressors mounted on wheeled chassis fortowing for	68	184	2 635	5 557
84149091	Part of free piston generator, oil drilling gas/automotiveAC/sealed	196 577	384 232	3 108 557	7 000 666
84149092	Part of free piston generator, oil drilling gas/automotiveAC/sealed unit AC compressor for not electrically operated	20 510	58 973	257 269	916 455
84151010	AC machines of cooling capacity <= 26.38kW fixed to window,wall, ceiling/floor, self-contained/split-system	6 387 941	10 353 981	35 154 239	56 766 280
84151090	AC machines of cooling capacity > 26.38kW fixed to window,wall, ceiling/floor, self-contained/split-system	46 766	94 754	337 087	745 901
84152010	AC machines of cooling capacity <= 26.38 kW used for personin motor vehicles	825	7 225	10 676	121 436
84152090	AC machines of cooling capacity > 26.38 kW used for personin motor vehicles	5 326	5 980	650 525	678 328
84158112	AC mach of cooling capacity > 21.10kW & air flow rate > 67.96 m3/min, incorp refrigerating&reversible heat pump,in aircraft	0	356	0	6 840
84158119	AC mach of cooling capacity <=21.10kW & air flow rate > 67.96 m3/min, incorp refrigerating&reversible heat pump,in aircraft	6	6 791	1 249	91 123
84158139	AC mach of cooling capacity >26.38kW, incorp refrigerating& reversible heat pump, used in motor vhcl not for person	0	131	0	3 585

https://www.bps.go.id

I.3. IMPOR MENURUT KOMODITI / IMPORT BY HS COMMODITY

***** FEBRUARI / *FEBRUARY 2022* *****

H S	Uraian Komoditi/*Commodity Description*	Berat bersih/*Net weight* (Kg)		Nilai/*Value CIF* (US$)	
		Bulan ini *Current month*	Kumulatif *Cum. Jan. to date*	Bulan ini *Current month*	Kumulatif *Cum. Jan. to date*
84158191	AC mach of cooling capacity >21.10kW & air flow rate > 67.96 m3/min,incorp refrigerating&reversible heat pump, in marine	12 154	16 322	234 458	277 883
84158193	AC mach of cooling capacity <=21.10kW& air flow rate > 67.96 m3/min, incorp refrigerating&reversible heat pump, in marine	7 844	8 980	59 227	70 086
84158194	AC mach of 21.10kW<cooling capacity<=26.38kW&air flow rate > 67.96 m3/min, incorp refrigerating&reversible heat pump,marine	860	860	5 036	5 036
84158199	AC mach of cooling capacity >26.38kW & air flow rate > 67.96 m3/min, incorp refrigerating&reversible heat pump, in marine	11 602	17 806	101 005	152 757
84158211	AC mach of cooling capacity > 21.10kW & air flow rate>67.96m3/min, incorp refrigerating unit, used in aircraft	0	1 608	0	30 426
84158219	AC mach of cooling capacity <=21.10kW & air flow rate>67.96m3/min, incorp refrigerating unit, used in aircraft	0	8 184	0	71 320
84158229	AC mach of cooling capacity >26.38kW, incorp refrigeratingunit, used in railway rolling stock	0	196	0	4 879
84158239	AC mach of cooling capacity >26.38kW, incorp refrigeratingunit,	3 301	6 290	78 606	149 590
84158291	AC mach of cooling capacity <=26.38kW, incorp refrigeratingunit,	330 264	548 517	2 896 487	5 016 046
84158299	AC mach of cooling capacity >26.38kW, incorp refrigeratingunit, used in marine	297 729	499 443	3 719 444	6 345 889
84158319	AC mach of cooling capacity <=21.10kW & air flow rate>67.96m3/min, not incorp refrigerating unit, used in aircraft	292	430	3 441	5 756
84158329	AC mach of cooling capacity > 26.38 kW, not incorporatingrefrigerating unit, used in railway rolling stock	0	10 241	0	130 779
84158391	AC mach of cooling capacity <= 26.38 kW, not incorporatingrefrigerating unit, used in marine	197 612	434 748	2 413 867	5 246 386
84158399	AC mach of cooling capacity > 26.38 kW, not incorporatingrefrigerating unit, used in marine	46 745	100 164	449 082	913 343
84159013	Part of machine used in aircraft/railway rolling stock witha cooling capacity <= 21.10 kW	19	359	757	11 621
84159014	Part of evaporator/condenser for AC machine for motorvehicle with a cooling capacity <= 21.10 kW	226 922	538 481	2 978 751	7 111 071
84159015	Part of chassis, welded & painted oth than used in aircraftor railway with a cooling capacity <= 21.10 kW	90 936	122 613	371 017	526 783
84159019	Part of machine used in marine with a cooling capacity <= 21.10 kW	3 113 264	7 069 148	19 039 695	41 972 844
84159025	Part of machine used in other vehicle with air flow rate> 67.96 m3/min & 21.10 kW < cooling capacity <= 26.38 kW	10 114	15 179	109 314	130 356
84159029	Part of machine used in other vehicle with air flow rate<= 67.96 m3/min & 21.10 kW < cooling capacity <= 26.38 kW	4 772	10 874	122 402	257 042
84159035	Part of machine used in other vehicle with air flow rate> 67.96 m3/min & 26.38 kW < cooling capacity <= 52.75 kW	2	2 408	825	58 950
84159039	Part of machine used in other vehicle with air flow rate<= 67.96 m3/min & 26.38 kW < cooling capacity <= 52.75 kW	1 041	7 131	57 616	100 367
84159045	Part of machine used in other vehicle with air flow rate> 67.96 m3/min & cooling capacity > 52.75 kW	29 051	64 499	731 022	1 481 722
84159049	Part of machine used in other vehicle with air flow rate<= 67.96 m3/min & cooling capacity > 52.75 kW	233 721	286 152	1 411 325	1 983 765
84161000	Furnace burners for liquid fuel	2 699	61 449	92 713	723 799
84162000	Furnace burners for pulverised fuel or gas, includingcombination	188 537	283 822	785 375	1 864 100
84163000	Mechanical stokers, including mechanical grates, mechanicalash dischargers and similar appliances	259 454	788 345	873 714	2 066 236
84169000	Part of furnace burner for liquid fuel/pulverised fuel/gas,mechanic stoker incl grate, mechanic ash discharge& similar	955 578	1 395 236	4 062 256	6 268 591
84171000	Furnace & oven for the roasting, melting or other heat-treatment of ores, pyrites/metals	12 690 778	13 767 390	29 425 209	31 969 456
84172000	Bakery ovens, including biscuit ovens	87 431	403 094	764 903	4 597 561
84178000	Furnace & oven including incinerators for laboratory, non-electric	38 156 889	38 331 393	83 125 694	84 169 873
84179000	Part of industrial or laboratory furnace and oven, includeincinerator, non-electric	1 651 836	2 371 716	3 918 485	6 825 823
84181011	Combined refrigerator-freezer of capacity <= 230 l, fittedwith	72 739	168 112	282 067	693 233
84181019	Combined refrigerator-freezer of capacity > 230 l, fittedwith separate external door, household type	1 237 336	2 565 463	6 457 552	13 468 185

https://www.bps.go.id

I.3. IMPOR MENURUT KOMODITI / IMPORT BY HS COMMODITY

***** FEBRUARI / *FEBRUARY 2022* *****

H S	Uraian Komoditi/*Commodity Description*	Berat bersih/*Net weight* (Kg)		Nilai/*Value CIF* (US$)	
		Bulan ini *Current month*	Kumulatif *Cum. Jan. to date*	Bulan ini *Current month*	Kumulatif *Cum. Jan. to date*
84181020	Combined refrigerator-freezer of capacity <= 350 l, fittedwith separate external door, not household type	50 503	112 867	195 921	450 838
84181090	Combined refrigerator-freezer of capacity > 350 l, fittedwith separate external door, not household type	287 651	414 134	1 278 953	1 920 260
84182110	Refrigerator of capacity <= 230l, household & compressiontype	167 179	354 789	594 108	1 258 158
84182190	Refrigerator of capacity > 230l, household & compressiontype	9 156	9 215	56 304	56 904
84182900	Refrigerator for household but not compression type	0	8	0	196
84183010	Freezers of a capacity <= 200 l, the chest type	743 074	1 118 535	2 996 259	4 487 673
84183090	Freezers of 200 l < capacity <= 800 l, the chest type	832 511	1 504 271	3 512 006	6 499 321
84184010	Freezers of a capacity <= 200 l, the upright type	0	20 792	0	67 831
84184090	Freezers of 200 l < capacity <= 800 l, the upright type	14 942	31 911	87 968	219 947
84185011	Display counter,show-case&similar of capacity>200 l, incorprefirgerating equipment, for medical/surgical/laboratory	13 759	19 456	192 480	254 443
84185019	Display counter,show-case&similar of capacity>200 l, incorprefirgerating equipment, for storage and display	1 630 255	3 006 817	7 064 415	13 302 950
84185091	Chest & cabinet of capacity > 200 l, incorporating freezingequipment, for medical/surgical/laboratory	23 965	32 817	444 569	645 143
84185099	Chest & cabinet of capacity > 200 l, incorporating freezingequipment, for storage and display	290 197	444 727	1 352 807	2 068 388
84186100	Heat pumps other than air conditioning machines	8 824	25 973	109 262	336 268
84186910	Beverage coolers	136 986	337 314	889 294	1 635 203
84186930	Cold water dispenser	36	9 114	4 066	75 399
84186941	Water chillers with refrigeration capacity > 21.10 kW, forair conditioning machines	141 958	320 343	1 569 074	3 277 822
84186949	Water chillers with refrigeration capacity > 21.10 kW, notfor air conditioning machines	74 550	189 366	475 889	1 570 738
84186950	Scale ice-maker units	7 345	94 308	139 219	866 869
84186990	Refrigerating/freezing equipment, oth than beverage cooler,water chiller for AC or not & scale ice-maker unit	636 179	1 775 057	5 565 437	12 699 592
84189100	Parts of furniture designed to receive refrigerating orfreezing equipment	145 294	192 678	1 003 428	1 224 713
84189910	Parts of evaporators or condensers	474 380	948 885	3 042 247	6 130 240
84189940	Parts of aluminium roll-bonded panel for good of subhead 8418.10.11,8418.10.19,8418.21.10,8418.21.90,8418.29.00	125	12 426	1 277	111 453
84189990	Parts of refrigerator, freezer & oth refrigerating/freezingequipment, electric or other; heat pump not for AC machines	906 309	1 877 702	3 014 783	6 705 687
84191110	Instantaneous gas water heater for household type, non-electric	40 394	180 187	346 496	1 469 695
84191190	Instantaneous gas water heater not for household type, non-electric	8 238	14 231	61 607	104 994
84191910	Storage water heaters for household type, non-electric	11 218	21 386	44 213	105 978
84191990	Storage water heaters not for household type, non-electric	217	968	627	8 611
84192000	Medical, surgical or laboratory sterilisers	11 876	86 541	561 023	1 991 684
84193130	Evaporators for agricultural products	1	304	25	5 442
84193140	Dryers for agricultural product, electrically operated	65 423	128 821	522 416	1 031 890
84193190	Dryers for agricultural product, not electrically operated	2 950	92 748	193 647	617 647
84193210	Dryers for wood, paper pulp, paper/paperboard, electricallyoperated	177 382	261 213	349 405	1 956 443
84193911	Dryers of machinery for processing material by heating, forthe manufacture of PCB/PWB/PCA, electrically operated	130 360	141 056	373 040	449 158
84193919	Dryer, oth than for agricultural product, wood, paper pulp,paper/paperboard, electrically operated	357 794	822 776	2 456 963	7 850 409
84193920	Dryer, oth than for agricultural product, wood, paper	461	2 070	21 428	42 353
84194010	Distilling or rectifying plant, electrically operated	272 240	307 353	718 285	1 750 217
84194020	Distilling or rectifying plant, not electrically operated	52	5 043	1 130	176 187
84195010	Cooling towers	1 275 612	1 533 425	6 762 854	8 805 116
84195091	Heat exchange units, other than cooling tower, electricallyoperated	184 803	515 397	3 311 748	10 365 729
84195092	Heat exchange units, other than cooling tower, notnot electrically operated	176 735	269 989	5 283 666	7 691 328
84196010	Machinery for liquefying air/oth gas, electrically operated	21 800	127 001	322 589	1 060 467
84196020	Machinery for liquefying air/oth gas, not electricallyoperated	8 340	11 434	174 671	197 990

https://www.bps.go.id

I.3. IMPOR MENURUT KOMODITI / IMPORT BY HS COMMODITY

***** FEBRUARI / *FEBRUARY 2022* *****

H S	Uraian Komoditi/*Commodity Description*	Berat bersih/*Net weight* (Kg)		Nilai/*Value CIF* (US$)	
		Bulan ini *Current month*	Kumulatif *Cum. Jan. to date*	Bulan ini *Current month*	Kumulatif *Cum. Jan. to date*
84198110	Machinery, plant & equipment for making hot drinks/cooking/heating food, electrically operated	60 631	242 022	1 237 379	4 442 041
84198120	Machinery, plant & equipment for making hot drinks/cooking/heating food, not electrically operated	85 682	223 600	596 421	1 399 441
84198913	Machinery for processing material by heating, for themanufacture of PCB/PWB/PCA, electrically operated	5 804 545	5 863 095	26 244 338	27 492 758
84198919	Machinery, plant & equipment,oth than for making hot drink/cooking/heating food, electrically operated	499 621	1 751 499	3 720 164	10 096 815
84198920	Machinery, plant & equipment,oth than for making hot drink/cooking/heating food, not electrically operated	67 102	277 981	2 242 278	4 446 251
84199012	Parts of machinery for processing material by heating,for the manufacture of PCB/PWB/PCA, electrically operated	18 279	35 159	293 497	450 246
84199013	Parts of casings for cooling towers, electrically operated	14	20	1 699	4 830
84199019	Parts of mach plant/laboratory for cooking/roasting/drying/ steaming/similar excl for domestic,electrically operated	181 646	756 573	1 743 649	4 695 589
84199022	Parts of instantaneous gas water heaters, household type,not electrically operated	55 173	84 962	353 141	426 967
84199029	Parts of mach plant/laboratory for cooking/roasting/drying/ steaming/similar excl for domestic,non-electrically operated	290 329	569 162	3 896 635	5 876 922
84201010	Mach for dry film/liquid photo resist,photo-sensitive layer,solder paste,solder/adhesive material on PCB/PWB/component	797	894	3 388	5 499
84201020	Ironing machines or wringers for domestic use	3 150	3 150	17 250	17 250
84201090	Calendering/rolling mach,oth than for dry film/liquid photoresist/ similar on PCB/PWB; ironing mach/wringer for domestic	68 242	158 869	803 929	2 309 946
84209110	Parts of mach for dry film/liquid photo resist/photo-sensitive layer/similar on PCB/PWB/component, cylinders	14	27	10 467	46 938
84209190	Parts of calendering/rolling mach oth than for dry film/liquid photo/similar on PCB/PWB, cylinders	10 648	19 798	119 579	268 364
84209910	Parts of mach for dry film/liquid photo resist/photo-sensitive layer/similar on PCB/PWB/component, not cylinders	19	56	2 655	8 443
84209990	Parts of calendering/rolling mach oth than for dry film/liquid	881	27 035	47 325	718 605
84211100	Cream separators, centrifugal type	0	3 427	0	100 401
84211200	Clothes-dryers, centrifugal type	576	14 868	22 158	111 845
84211910	Centrifuges machinery used for sugar manufacture	16 061	96 285	169 689	1 217 894
84211990	Centrifuges machinery oth than used for sugar manufacture	142 437	360 952	506 008	2 782 602
84212111	Filtering machinery and apparatus of a capacity <= 500 l/hfor domestic use	78 377	201 206	582 533	1 340 182
84212119	Purifying machinery and apparatus of a capacity <= 500 l/hfor domestic use	233 790	1 848 442	9 064 072	24 226 713
84212122	Filtering or purifying machinery and apparatus for water ofa capacity > 500 l/h, electrically operated	295 532	546 097	2 482 066	5 200 544
84212123	Filtering or purifying machinery and apparatus for water ofa capacity > 500 l/h, not electrically operated	23 272	99 954	295 896	1 310 598
84212230	Filtering or purifying beverage other than water machinery of a capacity > 500 l/h, electrically operated	4	4	2 679	2 679
84212290	Filtering or purifying beverage other than water machinery of a	29 400	35 705	766 360	904 848
84212311	Oil filters of internal combustion engines for machinery ofheading 84.29 or 84.30	64 419	122 957	924 255	1 893 985
84212319	Petrol filters of internal combustion engines for machineryof heading 84.29 or 84.30	59 877	165 393	1 222 341	3 302 487
84212321	Oil filters of internal combustion engines for motor vhclof Chapter	192 466	355 813	1 718 456	3 718 192
84212329	Petrol filter of internal combustion engines for motor vhclof Chapter 87	105 408	259 402	1 363 263	3 170 347
84212391	Oil filters of internal combustion engines other than formach of heading 84.29/84.30 and motor vehicle of Chapter 87	12 838	32 649	379 185	608 345
84212399	Petrol filters for internal combustion engine other than ofmach of heading 84.29/84.30 and motor vehicle of Chapter 87	97 279	203 649	1 228 756	2 437 729
84212910	Filtering or purifying machinery and apparatus for liquidsof a kind suitable for medical, surgical or laboratory use	9 876	11 771	490 890	640 111
84212920	Filtering or purifying machinery and apparatus for liquidsof a kind used for sugar manufacture	7	844	338	17 140

https://www.bps.go.id

I.3. IMPOR MENURUT KOMODITI / IMPORT BY HS COMMODITY

***** FEBRUARI / *FEBRUARY 2022* *****

H S	Uraian Komoditi/*Commodity Description*	Berat bersih/*Net weight* (Kg)		Nilai/*Value CIF* (US$)	
		Bulan ini *Current month*	Kumulatif *Cum. Jan. to date*	Bulan ini *Current month*	Kumulatif *Cum. Jan. to date*
84212930	Filtering or purifying machinery and apparatus for liquidsof a kind used in oil drilling operations	20 756	34 201	226 110	357 071
84212940	Petrol filter oth than for medical/surgical/laboratory use,sugar manufacture & oil drilling operations	39 281	96 559	305 245	795 415
84212950	Oil filter oth than for medical/surgical/laboratory use,sugar manufacture & oil drilling operations	43 353	97 899	1 026 380	2 225 736
84212990	Filtering/purifying mach & aparatus, oth than for medical/surgical/ laboratory,sugar manufacture&oil drilling operation	269 391	930 296	7 675 297	14 513 674
84213110	Intake air filters of internal combustion engines for machof heading 84.29 or 84.30	14 616	31 793	286 010	646 138
84213120	Intake air filters of internal combustion engines for motorvehicles of Chapter 87	113 299	218 935	777 782	1 724 459
84213190	Intake air filters for internal combustion engines oth thanof mach of heading 84.29/84.30 and motor vhcl of Chapter 87	113 011	317 779	1 830 841	4 393 650
84213920	Air purifiers	215 438	570 929	2 711 759	7 968 647
84213990	Filtering/purifying mach & aparatus for gases	6 898 177	10 399 387	26 465 039	45 452 717
84219110	Parts of clothes dryers	5 000	8 200	829 584	854 991
84219120	Parts of centrifuge machinery of a kind used for sugarmanufacture	1 940	4 801	108 853	265 394
84219190	Parts of cream separators or centrifuge machinery oth thanused for sugar manufacture	3 886	24 958	546 357	1 119 753
84219921	Filtering cartridges of oil filter of mach of heading 84.29or 84.30 and motor vehicle of chapter 87	195 202	273 682	1 425 882	2 179 216
84219929	Filtering cartridges of petrol filter of mach of heading84.29 or 84.30 and motor vehicle of chapter 87	91 153	177 695	1 434 052	2 374 941
84219930	Parts of intake air filters for internal combustion engines	24 557	57 296	366 382	966 641
84219991	Parts of filtering/purifying machinery&apparatus for liquidof a kind used for sugar manufacture	1 306	2 315	68 715	97 228
84219994	Parts of filtering machinery&apparatus of capacity<=500 l/hfor domestic use	39 886	112 157	409 154	951 221
84219996	Part of internal combustion engine oil filter for mach ofhead	1 474	4 314	56 423	148 735
84219997	Part of internal combustion engine petrol filter for machhead 84.29/84.30 & oth than for those/motor vhcl Chapter 87	6 837	10 517	108 585	174 734
84219998	Part of oil filter oth than for medical/surgical/laboratorysugar manufacture&oil drilling& filtering/purifying for gas	29 594	60 991	845 646	1 777 861
84219999	Part of filtering/purifying mach&aparatus for liquid/gas of 8421.21.19-90, 8421.29.10,8421.29.30-40,8421.29.90,8421.39.20	1 910 869	3 905 161	8 562 847	22 806 123
84221100	Dish washing machines for household type	11 629	31 482	74 218	190 475
84221900	Dish washing machines not for household type	12 752	28 089	431 898	918 880
84222000	Machinery for cleaning/drying bottles/other containers	2 656	5 803	61 382	99 855
84223000	Mach for filling,closing,sealing/labelling bottle/can/box/oth; capsuling bottle/jars/tube/similar; aerating beverage	537 494	1 359 828	10 226 813	24 163 468
84224000	Packing/wrapping mach (including heat-shrink wrapping mach)	408 102	880 987	9 899 808	25 825 774
84229010	Parts of dish washing machines for household type	752	1 728	101 557	198 418
84229090	Parts of machine of heading 84.22, oth than of dish washingmachines for household type	136 416	271 962	7 023 069	13 976 310
84231010	Personal weighing machine, including baby scale; householdscale, electrically operated	59 350	104 120	293 122	531 254
84231020	Personal weighing machine, including baby scale; householdscale, not electrically operated	37 006	106 049	249 848	618 073
84232010	Scales for continuous weighing of goods on conveyors,electrically operated	6 332	11 745	101 934	405 111
84232020	Scales for continuous weighing of goods on conveyors,not electrically operated	3 275	3 275	12 780	12 780
84233010	Constant weight scale machinery of material into a bag orcontainer, including hopper scale, electrically operated	84 917	249 491	948 963	1 892 328
84233020	Constant weight scale machinery of material into a bag orcontainer, including hopper scale, not electrically operated	16 308	22 688	53 887	113 140
84238110	Weighing mach of capacity <= 30 kg, electrically operated,oth than of subhead 8421.10, 8423.20 or 8423.30	70 186	157 502	458 400	1 099 310
84238120	Weighing mach of capacity<= 30kg,not electrically operated,oth than of subhead 8421.10, 8423.20 or 8423.30	59 189	238 918	203 109	691 019

https://www.bps.go.id

I.3. IMPOR MENURUT KOMODITI / IMPORT BY HS COMMODITY

***** FEBRUARI / *FEBRUARY 2022* *****

H S	Uraian Komoditi/*Commodity Description*	Berat bersih/*Net weight* (Kg)		Nilai/*Value CIF* (US$)	
		Bulan ini *Current month*	Kumulatif *Cum. Jan. to date*	Bulan ini *Current month*	Kumulatif *Cum. Jan. to date*
84238211	Weighing mach of 30 kg < capacity <= 1,000 kg,electrically operated, oth than of subhead 8421.10, 8423.20 or 8423.30	56 543	183 512	327 782	899 528
84238219	Weighing mach of 1,000kg < capacity <=	1 786	2 855	30 118	63 355
84238221	Weighing mach of 30kg< capacity <=1,000kg,not electrically operated, oth than of subhead 8421.10, 8423.20 or 8423.30	104 239	217 719	434 599	819 642
84238229	Weighing mach of 1,000kg<capacity<=5,000kg,not electrically operated, oth than of subhead 8421.10, 8423.20 or 8423.30	15	23	1 913	2 153
84238910	Weighing mach of capacity > 5,000kg, electrically operated,oth than of subhead 8421.10, 8423.20, or 8423.30	9 817	51 153	146 813	298 418
84238920	Weighing mach of capacity > 5,000kg, not electricallyoperated, oth than of subhead 8421.10, 8423.20 or 8423.30	8 878	9 351	21 299	24 030
84239010	Weighing machine weights	9 019	18 527	68 120	172 855
84239021	Part of weighing machinery, electrically operated, oth thanof weighing machine weight	178 840	422 326	3 041 491	7 933 914
84239029	Part of weighing machinery, not electrically operated, oththan of weighing machine weight	26 072	60 092	179 860	288 660
84241010	Fire extinguisher of kind for aircraft, whether/not charged	0	6 192	0	262 908
84241090	Fire extinguisher oth than of kind for aircraft,whether/notcharged	181 384	371 119	643 096	986 893
84242011	Spray gun & similar appliance, electrically operated, foragricultural /	16 263	31 163	126 361	242 755
84242019	Spray gun & similar appliance, electrically operated, oththan for agricultural / horticultural	68 905	148 887	360 116	1 309 677
84242021	Spray gun & similar appliance, not electrically operated,for agricultural / horticultural	1 334	7 525	16 157	83 180
84242029	Spray gun & similar appliance, not electrically operated,other than for agricultural / horticultural	88 729	256 325	679 805	1 868 219
84243000	Steam/sand blasting mach & similar jet projecting mach	278 435	618 005	1 999 671	4 524 497
84244110	Portable hand-operated insecticide sprayer	38 422	98 048	80 375	284 437
84244120	Portable sprayer oth than hand-operated insecticide, notelectrically operated, for agricultural/horticultural	15 059	30 634	52 223	121 056
84244190	Portable sprayer oth than hand-operated insecticide,electrically operated, for agricultural/horticultural	25 670	138 909	130 430	542 321
84244910	Un-portable sprayer,electrically operated, for agricultural/horticultural	89 461	291 379	487 929	1 327 645
84244920	Un-portable sprayer, not electrically operated, foragricultural/horticultural	27 047	120 310	156 463	633 289
84248210	Drip irrigation systems	17 492	43 559	308 487	744 820
84248220	Mechanical appliances, electrically operated, foragricultural/horticultural,	59 717	109 813	227 924	434 556
84248230	Mechanical appliances, not electrically operated, foragricultural/horticultural,	13 985	19 862	79 201	107 984
84248910	Hand-operated household sprayers of capacity <= 3 l	47 944	173 044	251 498	796 509
84248920	Spray heads with dip tubes	36 788	122 083	173 391	554 442
84248940	Wet processing equipment;apparatus for the spot applicationof liquid;apparatus for the application of dry film/similar	882	15 881	27 954	218 706
84248950	Mechanical appliances, electrically operated, oth than foragricultural/horticultural	271 530	427 018	1 624 912	2 708 410
84248990	Mechanical appliances, not electrically operated, oth thanfor agricultural/horticultural	98 667	486 444	780 088	3 081 751
84249010	Parts of fire extinguishers	160 815	395 686	974 224	2 882 354
84249021	Parts of spray gun&similar appliance,electrically operated,for agricultural / horticultural	2 919	7 449	8 710	29 227
84249023	Parts of spray gun&similar appliance,electrically operated,oth than for agricultural / horticultural	172 633	603 571	933 842	2 893 396
84249024	Parts of spray gun & similar appliance, not electricallyoperated, for agricultural / horticultural	0	399	0	9 643
84249029	Parts of spray gun & similar appliance, not electricallyoperated, oth than for agricultural / horticultural	132 879	285 839	472 542	907 768
84249030	Parts of steam/sand blasting mach & similar jet projectingmach	9 820	34 849	114 542	375 677
84249093	Parts of drip irrigation systems	581	11 180	2 406	38 278
84249094	Parts of goods of subheading 8424.41.10, 8424.41.20,8424.49.20 or 8424.82.30	109 550	268 659	453 743	981 040

https://www.bps.go.id

H S	Uraian Komoditi/*Commodity Description*	Berat bersih/*Net weight* (Kg)		Nilai/*Value CIF* (US$)	
		Bulan ini *Current month*	Kumulatif *Cum. Jan. to date*	Bulan ini *Current month*	Kumulatif *Cum. Jan. to date*
84249095	Parts of goods of subheading 8424.41.90, 8424.49.10 or8424.82.20	79 361	121 191	391 418	555 654
84249099	Parts of goods of subheading 8424.89.10, 8424.89.20,8424.89.40, 8424.89.50 or 8424.89.90	214 356	602 644	1 671 246	4 143 372
84251100	Pulley tackle and hoists oth than skip hoist/hoist used forraising vehicle, powered by electric motor	378 340	1 079 267	2 037 163	4 948 102
84251900	Pulley tackle and hoists oth than skip hoist/hoist used forraising vehicle, powered oth than by electric motor	251 277	543 105	910 584	2 372 175
84253100	Winches; capstans, powered by electric motor	124 106	230 237	625 734	1 357 175
84253900	Winches; capstans, powered oth than by electric motor	73 100	322 346	250 833	2 880 863
84254100	Built-in jacking systems used in garages	21 314	76 580	54 827	209 790
84254210	Jacks used in tipping mechanisms for lorries, hydraulic	89 613	295 935	345 840	720 320
84254290	Jacks not used in tipping mechanisms for lorries, hydraulic	580 625	2 370 770	1 707 701	5 906 119
84254910	Hoists used for raising vehicles, electrically operated	41 793	51 926	141 893	229 399
84254920	Hoists used for raising vehicles, not electrically operated	92 383	126 665	476 961	768 704
84261100	Overhead travelling cranes on fixed support	572 791	1 757 086	2 171 255	6 245 037
84261200	Mobile lifting frames on tyres and straddle carriers	35 734	76 479	30 691	162 198
84261920	Bridge cranes	36 986	261 037	152 849	625 441
84261930	Gantry cranes	43 080	104 372	129 141	256 536
84261990	Transporter cranes	942 419	1 929 388	2 390 854	4 732 004
84262000	Tower cranes	602 672	1 029 329	1 744 732	3 206 431
84263000	Portal or pedestal jib cranes	1 788 160	2 060 739	7 338 744	11 991 004
84264100	Ships' derrick & works trucks fitted with crane on tyres,self-propelled	311 764	941 628	1 460 935	3 346 324
84264900	Ships' derrick&works trucks fitted with crane not on tyres,self-propelled	3 451 447	5 210 857	10 033 633	16 178 871
84269100	Ships' derrick & works trucks designed for mounting on road vehicles	121 074	160 024	1 028 605	1 208 893
84269900	Ships' derrick & works trucks not designed for mounting onroad vehicles	242 084	381 003	1 924 683	2 966 770
84271000	Self-propelled trucks powered by an electric motor	1 175 755	2 304 561	5 257 166	10 293 425
84272000	Self-propelled trucks powered oth than by an electric motor	2 389 481	5 214 211	9 475 524	19 183 132
84279000	Fork-lift trucks	251 800	620 575	1 224 929	2 275 324
84281031	Lifts for passengers	1 173 389	3 379 480	4 279 405	11 801 663
84281039	Lifts for goods or materials	66 798	103 579	548 500	1 947 978
84281040	Skip hoists	34 780	36 141	170 515	196 975
84282010	Pneumatic elevator & conveyor used for agriculture	19 512	65 057	86 308	314 012
84282090	Pneumatic elevator & conveyor used oth than for agriculture	632 276	1 103 020	7 568 058	12 271 260
84283210	Continuous-action elevator & conveyor, bucket type,used for agriculture	21 852	24 953	35 458	52 213
84283290	Continuous-action elevator & conveyor, bucket type,other than used for agriculture	53 186	440 272	321 553	3 054 771
84283310	Continuous-action elevator & conveyor, belt type,used for agriculture	2 196	18 455	43 392	66 405
84283390	Continuous-action elevator & conveyor, belt type,other than used for agriculture	4 323 642	6 049 328	15 099 024	25 015 196
84283910	Continuous-action elevator & conveyor, oth than bucket&belttype, used for agriculture	36 035	49 211	217 390	253 813
84283990	Continuous-action elevator & conveyor, oth than bucket&belttype, other than used for agriculture	704 419	1 366 911	5 248 776	12 908 754
84284000	Escalators and moving walkways	295 427	605 581	804 950	1 875 838
84286000	Teleferic, chair-lift, ski-dragline; traction mechanism forfuniculars	1 278	1 750	11 733	13 790
84289020	Automated machinery for the transport, handling & storageof PCB, PWB or PCA	32 383	46 842	523 193	675 251
84289030	Mine wagon pusher, locomotive/wagon traverser, wagon tipper& similar railway wagon handling equipment	57 091	57 099	1 050 978	1 053 155
84289090	Lifting/handling/loading/unloading mach oth than escalator, lift, conveyor,teleferic,auto mach of PCB,mine wagon pusher	973 101	2 566 760	6 591 236	18 088 072
84291100	Bulldozers and angledozers, track laying	3 184 534	6 720 219	24 315 644	48 052 792
84291900	Bulldozers and angledozers, oth than track laying	21 384	263 592	33 634	772 133
84292000	Graders and levellers	2 375 644	4 209 388	17 423 641	28 818 352
84293000	Scrapers	196	486	4 351	7 693

https://www.bps.go.id

I.3. IMPOR MENURUT KOMODITI / IMPORT BY HS COMMODITY

***** FEBRUARI / *FEBRUARY 2022* *****

H S	Uraian Komoditi/*Commodity Description*	Berat bersih/*Net weight* (Kg)		Nilai/*Value CIF* (US$)	
		Bulan ini *Current month*	Kumulatif *Cum. Jan. to date*	Bulan ini *Current month*	Kumulatif *Cum. Jan. to date*
84294030	Tamping machines	259 429	771 466	1 073 927	3 192 007
84294040	Vibratory smooth drum roller with a centrifugal force drum<= 20 t by weight	111 339	204 162	430 115	627 555
84294050	Vibratory road roller with a centrifugal force drum > 20 tby weight	254 606	555 620	1 003 918	2 580 735
84294090	Road roller other than vibratory	121 495	471 731	388 574	1 463 959
84295100	Front-end shovel loaders	4 421 344	8 945 620	18 077 931	35 318 409
84295200	Machinery shovels with a 360? revolving superstructure	38 995 580	81 013 772	166 188 449	335 350 745
84295900	Mechanic shovels,excavators & shove loaders, excl front-end shovel, mach 360 revolving superstructure	135 407	510 250	633 092	2 470 363
84301000	Pile-drivers and pile-extractors	194 883	572 993	370 699	1 301 205
84303100	Coal/rock cutters and tunneling machine, self-propelled	31 401	31 401	367 770	367 770
84303900	Coal/rock cutters and tunneling machine, not self-propelled	5 054	38 247	125 936	674 329
84304100	Oth boring/sinking machinery, self-propelled	199 520	717 867	1 728 097	5 371 946
84304910	Wellhead platforms&integrad produc modulessuitable for use in drilling operations	96	53 545	18 198	81 920
84304990	Oth boring/sinking machinery, not self-propelled, oth thanwellhead platforms&integrad produc modules	10 742	15 891	112 107	375 957
84305000	Oth moving,grading,levelling,scraping machinery/similars, for earth, minerals/ores, self-propelled	29 139	238 870	144 485	1 801 386
84306100	Tamping/compacting machinery, not self propelled	21 092	48 958	91 508	193 628
84306900	Oth moving,grading,levelling,scraping machinery/similars, for earth,minerals/ores,not self-propelled, oth than tamping	8 204	222 274	41 725	4 053 953
84311013	Parts suitable for used of electric pulley tackle & hoists,winches and capstans, jacks	55 080	64 805	515 430	614 307
84311019	Parts suitable for used oth of electric pulley tackle&hoists, winches and capstans, jacks	37 741	158 714	642 723	1 061 524
84311022	Parts suitable for used of non-electric pulley tackle&hoists, winches and capstans, jacks	72 631	531 526	86 653	267 510
84311029	Parts suitable for used oth of non-electric pulley tackle& hoists, winches and capstans, jacks	131 192	275 024	524 380	1 116 384
84312010	Parts suitable for used of self-propelled fork-lift trucks	37 226	207 122	350 944	1 020 309
84312090	Parts suitable for used of not self-propelled fork-lifttrucks	67 241	166 421	463 277	1 114 635
84313110	Parts suitable for used of passengers lifts&escalatorsand moving walkways	47 176	94 807	394 237	804 655
84313120	Parts suitable for used of non passengers lift&skip hoists	209 195	582 263	994 299	2 588 241
84313910	Part suitable for mach 84.28,excl lift,skip hoist/escalator,of subhead 8428.20.10/8428.32.10/8428.33.10/8428.39.10	206 507	428 417	666 653	1 533 603
84313940	Parts suitable for machinery of auto mach for the transport, handling&storage of PCB/PWB/PCA	8 303	21 111	181 505	384 404
84313950	Parts suitable for machinery 84.28,oth than lift,skip hoist/escalators, of goods of subhead 8428.90	21 315	93 096	110 494	353 829
84313990	Parts suitable for oth machinery 84.28, oth than lift,skip hoist/escalators	1 765 489	7 591 824	13 796 767	40 797 780
84314110	Buckets, shovels, grabs and grips,for ships' derricks,cranes, mobile lifting and work truck fitted with a crane	48 578	126 486	202 804	731 517
84314190	Buckets, shovels, grabs and grips,for fork-lift trucks,oth works trucks fitted with lifting/handling equipment	274 761	686 332	2 032 363	5 566 641
84314200	Bulldozer or angledozer blades	268 230	348 540	1 431 162	2 036 240
84314300	Parts of boring/sinking machinery of oth boring/sinkingmachinery	581 435	1 179 994	8 232 941	16 904 813
84314910	Parts suitable for ships derricks, cranes, oth than buckets,shovels, grabs and grips,bulldozer/angledozer blades	306 551	715 544	1 484 260	3 603 846
84314920	Cutting edges or end bits for scrapers,graders/levellers	25 149	65 879	271 554	629 777
84314940	Cutting edges or end bits for buldozeror angledozer blades	1 017 653	1 770 835	1 858 377	3 364 931
84314950	Parts of road rollers	126 051	439 492	658 129	1 626 015
84314960	Oth parts of machinery of snow-ploughs and snow-blowers	1 881	3 112	10 361	36 885
84314990	Oth parts suitable use of oth moving, grading, levelling,scraping, excavating, tamping, compacting	12 477 157	30 967 167	60 925 452	138 394 283
84321000	Ploughs	38 413	123 789	181 047	538 429
84322100	Disc harrows	8 554	24 682	39 856	106 416
84322900	Scarifiers, cultivators, weeders, hoesand oth harrows	198 928	444 560	677 521	1 554 790
84323100	No-till direct seeders, planters and transplanters	14 983	59 333	75 511	273 654

https://www.bps.go.id

I.3. IMPOR MENURUT KOMODITI / IMPORT BY HS COMMODITY

***** FEBRUARI / *FEBRUARY 2022* *****

H S	Uraian Komoditi/*Commodity Description*	Berat bersih/*Net weight* (Kg)		Nilai/*Value CIF* (US$)	
		Bulan ini *Current month*	Kumulatif *Cum. Jan. to date*	Bulan ini *Current month*	Kumulatif *Cum. Jan. to date*
84323900	Seeders, planters & transplanters, oth than no-till direct	1 585	11 654	6 171	49 979
84324100	Manure spreaders	1 841	11 549	33 507	91 734
84324200	Fertiliser distributor	334	2 783	986	8 530
84328010	Other machinery for soil preparation/cultivationof agricultural/horticultural	23 552	70 001	772 413	1 446 340
84328090	Other machinery for soil preparation/cultivation	51 280	63 518	206 686	261 460
84329010	Parts of machinery of subheading 8432.80.90	2 971	16 971	14 547	100 600
84329020	Parts of lawn/sport-ground rollers	0	29	0	1 031
84329090	Parts of oth agricultural, holticultural/foresty mach for soil preparation/cultivation	63 736	90 835	258 728	440 598
84331100	Mowers for lawns,parks/sports-grounds, powered, with cutting device rotating on horizontal plane	179 901	490 253	888 638	2 626 601
84331910	Mowers for lawns,parks/sports-grounds, not powered, withoth than cutting device rotating on horizontal plane	745	745	3 404	3 404
84331990	Mowers for lawns,parks/sports-grounds, powered, with oth than cutting device rotating on horizontal plane	59 000	130 361	347 328	718 772
84332000	Oth mowers,including cutter bars fortractor mounting	5 532	14 236	64 980	143 786
84333000	Other haymaking machinery	13 929	67 623	33 384	161 486
84334000	Straw or fodder baler,including pick-upbalers	2 715	2 715	14 802	14 802
84335100	Combined harvester-threshers macinery	784 463	1 678 037	5 646 585	11 069 225
84335200	Other threshing machinery	8 140	23 480	34 309	72 667
84335990	Oth harvesting machinery	104 497	216 382	704 499	1 289 513
84336010	Machine for cleaning, sorting/grading eggs,fruit/oth agricultural produce, electric	13 244	15 113	391 849	448 315
84336020	Machine for cleaning, sorting/grading eggs,fruit/oth agricultural produce, non electric	0	503	0	1 081
84339010	Parts of castors wheels, of a diameter 100mm<diameter<250mmwheel's width>30mm	1 910	11 326	31 389	95 519
84339020	Parts of powered mowers for lawn, parks/sport-grounds	13 285	26 258	61 506	99 760
84339030	Parts of not powered mowers for lawn, parks/sport-grounds	67	96	1 795	3 097
84339090	Parts of oth harvesting/threshing machinery	318 277	1 003 008	1 138 946	3 280 638
84341010	Milking machines, electrically operated	1 034	8 931	5 555	58 322
84341020	Milking machines, not electric operated	15	15	854	854
84342010	Dairy machinery, electrically operated	35 558	52 370	817 483	1 040 295
84349010	Suitable parts of milking & dairy mach. with electrically operated	1 384	2 915	24 931	162 054
84349090	Suitable parts of milking & dairy mach. with not electrically operated	660	2 013	43 079	150 391
84351010	Presses,crushers&similar mach. used in manfc of wine, ciderfruit juices/similar, electrically operated	32 688	45 136	390 186	658 810
84351020	Presses,crushers&similar mach. used in manfc of wine, ciderfruit juices/similar, not electrically operated	8 242	24 215	23 826	72 690
84359010	Parts of presses,crushers&similar mach. used in manfc of wine, cider, fruit juices/similar, elect operated	19 087	21 325	274 052	314 903
84359020	Parts of presses,crushers&similar mach. used in manfc of wine, cider, fruit juices/similar, not elect operated	48	2 476	4 411	18 955
84361010	Machinery for preparing animal feedingstuffs, electrically operated	176 979	328 859	730 393	2 303 369
84361020	Machinery for preparing animal feedingstuffs, notelectrically operated	15 303	21 902	237 209	266 334
84362110	Poultry incubators & brooders, electrically operated	20 319	53 650	268 103	477 978
84362120	Poultry incubators & brooders, not electrically operated	5 736	6 295	65 431	66 648
84362910	Poultry-keeping machinery, electric operated	940 809	2 093 264	3 708 545	7 153 075
84362920	Poultry-keeping machinery, not electric operated	20 059	67 714	77 456	300 391
84368011	Oth agricultural/holticultural machinery, electricallyoperated	16 900	21 388	63 261	111 701
84368019	Oth forestry, poultry-keep/bee-keep machinery,	16 151	20 066	125 316	180 795
84368029	Oth forestry, poultry-keep/bee-keep machinery, notelectrically operated	33 709	92 543	766 453	1 363 663
84369110	Parts of poultry-keep mach./poultry incubator&broodersof elect operated mach. and equipment	166 810	436 942	568 727	1 470 708
84369120	Parts of poultry-keep mach./poultry incubator&broodersof non-elect operated mach. and equipment	783	8 215	18 442	55 135

https://www.bps.go.id

I.3. IMPOR MENURUT KOMODITI / IMPORT BY HS COMMODITY

***** FEBRUARI / *FEBRUARY 2022* *****

H S	Uraian Komoditi/*Commodity Description*	Berat bersih/*Net weight* (Kg)		Nilai/*Value CIF* (US$)	
		Bulan ini *Current month*	Kumulatif *Cum. Jan. to date*	Bulan ini *Current month*	Kumulatif *Cum. Jan. to date*
84369911	Parts of oth agricultural/holticultural mach.electrically operated & equipments	399	4 064	7 562	84 801
84369919	Parts of oth forestry, poultry-keep/bee-keep machinery electrically operated & equipments	403 499	488 872	536 977	1 084 468
84369921	Parts of oth agricultural/holticultural mach.non-electrically operated & equipments	1 205	46 362	9 688	135 497
84369929	Parts of oth forestry, poultry-keep/bee-keep machinery non-electrically operated & equipments	38 273	70 706	314 856	579 578
84371010	Mach. for cleaning,sorting/grading seed for grains; winnowing&similar clean mach, electrically operated	69 659	185 470	902 164	2 516 360
84371030	Mach. for cleaning,sorting/grading seed for oth than grainselectrically operated	54 303	114 597	832 178	1 174 247
84371040	Mach. for cleaning,sorting/grading seed for oth than grainsnot electrically operated	300	300	2 065	2 065
84378010	Rice hullers & cone type rice mills machinery, electricallyoperated	26 920	108 620	108 349	494 932
84378020	Rice hullers & cone type rice mills machinery, notelectrically operated	22 154	78 487	45 899	169 834
84378030	Industrial type coffee and corn mills machinery, electrically operated	5 218	5 854	35 434	51 586
84378040	Industrial type coffee and corn mills machinery, notelectrically operated	17 968	17 969	44 325	44 620
84378051	Polishing mach. for rice,sifting&sieving mach bran cleaning&husking mach, electrically operated	105 851	162 432	370 190	738 297
84378059	Other machine used in the milling indust or working of cerals, electrically operated	21 257	1 736 183	140 715	6 502 283
84378061	Polishing mach. for rice,sifting&sieving mach bran cleaning&husking mach, not electrically operated	7 963	44 764	29 240	261 382
84378069	Other machine used in the milling indust or working of cerals, not electrically operated	89 599	370 388	280 055	1 019 494
84379011	Parts of elect operated mach for cleaning, sorting/gradingseed, grain/dried vegetables	68 504	137 886	381 057	1 013 861
84379019	Parts of elect operated mach for used in the milling industry/for the working of cereals/dried vegetables	189 914	350 621	546 329	1 556 847
84379021	Parts of non elect operated mach for cleaning, sorting/grading seed, grain/dried vegetables	28 360	42 261	81 851	125 461
84379029	Parts of non elect operated mach for used in the milling industry/for the working of cereals/dried vegetables	149 405	311 481	425 731	753 659
84381010	Bakery mach&mach.for manufacture of macarony, spagettior similar products, electrically operated	379 342	735 879	4 592 086	7 285 578
84381020	Bakery mach&mach.for manufacture of macarony, spagettior similar products, not electrically operated	13 212	30 533	30 253	76 861
84382010	Mach.for the manufacture of confectionery, cocoa/chocolateelectrically operated	125 453	394 777	4 190 834	21 898 895
84382020	Mach.for the manufacture of confectionery, cocoa/chocolatenot electrically operated	0	11 406	0	327 460
84383010	Mach.for sugar manufacture, electrically operated	32	33 867	702	388 724
84384000	Brewery machinery	59	151	75	2 894
84385010	Mach.for the preparation of meat or poultry, electricallyoperated	204 832	455 681	3 287 179	7 388 518
84385020	Mach.for the preparation of meat or poultry, notelectrically	15 324	15 708	62 634	66 777
84386010	Mach.for the preparation of fruits, nuts or vegetables,electrically operated	83 722	249 366	282 044	1 435 216
84386020	Mach.for the preparation of fruits, nuts or vegetables,not	7 163	7 232	46 589	46 680
84388011	Coffee pulpers, electrically operated	101 372	134 167	992 191	1 545 637
84388012	Coffee pulpers, not electrically operated	816	1 583	5 760	11 159
84388021	Mach.for the preparation of fish, crustaceans or molluscs,electrically operated	18 034	25 216	463 921	615 282
84388022	Mach.for the preparation of fish, crustaceans or molluscs,not electrically operated	7	7	412	412
84388091	Other machine for the industrial preparation/manufacture,electrically operated	94 376	324 717	1 429 241	4 245 215

https://www.bps.go.id

I.3. IMPOR MENURUT KOMODITI / IMPORT BY HS COMMODITY

***** FEBRUARI / *FEBRUARY 2022* *****

H S	Uraian Komoditi/*Commodity Description*	Berat bersih/*Net weight* (Kg)		Nilai/*Value CIF* (US$)	
		Bulan ini *Current month*	Kumulatif *Cum. Jan. to date*	Bulan ini *Current month*	Kumulatif *Cum. Jan. to date*
84388092	Other machine for the industrial preparation/manufacture,not electrically operated	14 042	18 578	45 073	67 810
84389011	Parts of goods of electric machinery for sugar manufacture	105 042	165 450	368 187	465 555
84389012	Parts of electric coffee pulpers	622	1 302	1 884	22 630
84389019	Parts of goods of oth elect mach for industrial preparationor manufacture of food/drink, oth than sugar &coffee pulper	97 327	200 791	1 454 650	3 364 893
84389021	Parts of goods of non electric machinery for sugarmanufacture	1 800	34 768	12 780	195 015
84389029	Parts of goods of oth non elect mach for industrialprep/manufact of food/drink, oth than sugar &coffee pulper	22 257	66 230	607 250	1 319 808
84391000	Machinery for making pulp of fibrou scellulosic material	108 955	307 008	484 765	1 448 079
84392000	Machinery for making paper/paperboard	2 911	23 945	28 958	355 749
84393000	Machinery for finishing paper/paperboard	118 409	196 365	980 454	1 613 491
84399100	Part of machine for making pulp of fibrous cellulosic material	81 487	177 456	2 203 073	3 947 190
84399900	Parts of machine for making/finishing paper/paperboard	1 121 306	2 401 856	37 789 819	76 677 933
84401010	Book-binding machinery, incl book-sewing machines,electrically operated	21 231	67 577	50 922	264 386
84401020	Book-binding machinery, incl book-sewing machines,not electrically operated	469	914	579	1 431
84409010	Parts of book-binding machinery, incl book-sewing machinesof electrically operated machines	200	268	73 795	79 136
84409020	Parts of book-binding machinery, incl book-sewing machinesof non-electrically operated machines	0	11	0	2 118
84411010	Cutting paper pulp, paper/paperboard machines,electrically operated	201 556	506 961	1 437 058	4 350 579
84411020	Cutting paper pulp, paper/paperboard machines,not electrically operated	8 647	65 589	26 289	202 714
84412010	Machine for making bags, sacks /envelopes,electrically operated	19 776	75 192	49 171	709 241
84412020	Machine for making bags, sacks /envelopes,not electrically operated	0	2 987	0	21 395
84413010	Mach.for making cartons, boxes, cases, tubes, drums, orsimilar containers, oth than by moulding, elect operated	68 379	297 161	344 279	2 051 028
84413020	Mach.for making cartons, boxes, cases, tubes, drums, orsimilar containers, oth than by moulding, not-elect operated	37	58	58	903
84414010	Mach.for moulding articles in paper pulp, paper/paperboardelectrically operated	744 415	1 121 392	10 708 538	18 423 303
84414020	Mach.for moulding articles in paper pulp, paper/paperboardnot electrically operated	3 600	3 600	23 670	23 670
84418010	Oth machinery for making up paper pulp, paper/paperboard electrically operated	251 897	378 279	1 736 794	2 483 751
84418020	Oth machinery for making up paper pulp,paper/paperboardnot electrically operated	546	549	5 967	5 991
84419010	Parts of mach.for making up paper pulp, paper/paperboard,of electrically operated machines	63 146	145 912	1 593 992	2 921 623
84419020	Parts of mach.for making up paper pulp, paper/paperboard,of non electrically operated machines	3 313	6 255	71 328	123 376
84423010	Mach,aparatus&equip for preparing/making plates, cylinders/other printing components, electrically operated	4 027	34 895	137 069	384 994
84423020	Mach,aparatus&equip for preparing/making plates, cylinders/other printing components, not electrically operated	333	669	1 562	5 762
84424010	Part of electric machinery, aparatus&equip for preparing/making plates, cylinders/other printing components	666	1 934	30 625	77 674
84424020	Part of non-electric machinery, aparatus&equip for preparing/making plates, cylinders/other printing component	920	1 887	28 083	87 166
84425000	Plates, cylinders&oth print components, plates,cyl & lithograph stones, prepared for print purpose	34 132	83 477	564 643	1 745 733
84431100	Offset printing machinery, reel-fed	22 261	31 826	86 109	611 236
84431200	Offset printing machinery, sheet-fed, office type (use sheet<=22x36 cm in unfolded state)	1 207	1 443	35 208	37 551
84431300	Other offset printing machinery	130 963	306 042	930 959	1 363 366
84431400	Letterpress printing machinery, reel-fed,excl flexopraphic printing	19 457	42 734	74 175	280 902

https://www.bps.go.id

I.3. IMPOR MENURUT KOMODITI / IMPORT BY HS COMMODITY

***** FEBRUARI / *FEBRUARY 2022* *****

H S	Uraian Komoditi/*Commodity Description*	Berat bersih/*Net weight* (Kg)		Nilai/*Value CIF* (US$)	
		Bulan ini *Current month*	Kumulatif *Cum. Jan. to date*	Bulan ini *Current month*	Kumulatif *Cum. Jan. to date*
84431500	Letterpress printing machinery, oth than reel-fed,excl flexopraphic	7 812	7 812	12 657	12 657
84431600	Flexographic printing machinery	103 888	119 862	1 677 030	1 730 180
84431700	Gravure printing machinery	76 472	257 425	1 910 348	5 024 395
84431900	Oth printing machinery used for printing by means of otherprinting components of heading 84.42	196 370	404 459	4 120 419	6 285 230
84433111	Colour printer copier, printing by the ink-jet process,capable of connect to an auto data proccess mach/to network	10 307	113 936	294 448	1 304 325
84433119	Non-colour printer copier, printing by the ink-jet process,capable of connect to an auto data proccess mach/to network	21 974	41 083	352 695	545 913
84433121	Colour printer copier, printing by the laser process,capable of connect to an auto data proccess mach/to network	0	1	0	30
84433129	Non-colour printer copier, printing by the laser process,capable of connect to an auto data proccess mach/to network	3 847	12 277	91 637	325 866
84433191	Combination printer-copier-scanner-facsimile machines,capable of connect to an auto data proccess mach/to network	50 098	201 773	1 531 455	4 605 423
84433199	Oth mach which perform >= 2 function of printing, copying/facs, capable of connect to an auto data proccess/network	353 235	905 977	5 378 824	13 952 705
84433211	Dot matrix printers, colour, capable of connect to an auto data processing mach/to a network	82	2 622	1 620	264 199
84433219	Dot matrix printers, non colour, capable of connect to an auto data processing mach/to a network	76 361	140 089	1 976 777	3 467 081
84433221	Printer ink-jet printers, colour, capable of connect to anauto data processing mach/to a network	142 790	395 799	3 763 635	8 634 008
84433229	Printer ink-jet printers, non colour, capable of connect toan auto data processing mach/to a network	21 703	89 083	596 789	3 254 762
84433231	Laser printers, colour, capable of connect to anauto data processing mach/to a network	6 539	19 792	109 186	395 661
84433239	Laser printers, non colour, capable of connect to anauto data processing mach/to a network	15 262	77 139	347 468	1 137 748
84433250	Screen printing mach.for the manufacture of PCB/PWB, capable of connect to an auto data proccess mach/to network	2 116	5 244	97 017	258 158
84433260	Plotters, capable of connect to an auto data proccessmach/to network	2 646	21 767	34 534	172 189
84433290	Oth printers,copying mach & facsimile, not combined;capable to connect to network	7 882	16 179	466 639	841 658
84433910	Electrostatisc photocopying apparatus operat by reproduce the original image directly onto the copy (direct process)	4 404	4 440	178 164	179 491
84433920	Electrostatisc photocopying apparatus operat by reproduce the original image via intermediate onto the copy (indirect)	11 690	11 690	44 697	44 697
84433930	Other photocopying apparatus incorporating an optical system	12	12	20	20
84433940	Ink-jet printer, not capable of connect to a network	19	7 889	877	98 387
84433990	Oth printers,copying mach & facsimile, not capable to connect to a network	1 323	3 281	41 409	120 910
84439100	Parts & acc of printing mach used for printing by means of plates, cyclinder & oth printing components of head 84.42	114 290	251 404	15 921 579	35 853 294
84439910	Parts & acc of screen printing mach for the manufactur of PCB/PWB	1 385	6 470	425 240	666 175
84439920	Ink-filled printer catridges	84 303	215 331	3 359 765	9 489 727
84439930	Paper feeders, paper sorters	1 872	5 294	195 620	222 169
84439990	Parts and accessories of other printing machinery	255 872	611 027	7 379 439	15 060 847
84440010	Mach. For extruding, drawing, texturing/cutting man-madetextile materials, electrically operated	384 099	670 258	3 441 277	6 599 799
84440020	Mach. For extruding, drawing, texturing/cutting man-madetextile materials, not electrically operated	16 232	16 232	89 428	89 428
84451110	Carding machines, electrically operated	52 327	52 395	1 113 959	1 114 703
84451210	Combing machines, electrically operated	0	1	0	5 300
84451220	Combing machines, not electrically operated	0	3	0	38
84451310	Drawing/roving machines, electrically operated	3 694	59 054	82 570	483 745
84451930	Cotton gins	25	25	4 658	4 658
84451940	Oth machines for preparing textile fibres, electricallyoperated	33 465	51 292	211 787	255 444
84452010	Textile spinning machines, electrically operated	71 842	453 949	754 590	3 467 815
84453010	Textile doubling or twisting machines, electrically operated	3 200	35 351	15 605	316 084

https://www.bps.go.id

I.3. IMPOR MENURUT KOMODITI / IMPORT BY HS COMMODITY

***** FEBRUARI / *FEBRUARY 2022* *****

H S	Uraian Komoditi/*Commodity Description*	Berat bersih/*Net weight* (Kg)		Nilai/*Value CIF* (US$)	
		Bulan ini *Current month*	Kumulatif *Cum. Jan. to date*	Bulan ini *Current month*	Kumulatif *Cum. Jan. to date*
84453020	Textile doubling or twisting machines, not electricallyoperated	0	1	0	705
84454010	Textile winding (incl weft-winding) or reeling machines, electrically	56 374	129 988	1 249 479	2 036 824
84459010	Mach.for preparing textile for use on electric operatedmach for	53 715	135 507	710 448	1 389 187
84459020	Mach.for preparing textile for use on non electric operatedmach for weaving and knitting/stitch-bonding	12	12	2 844	2 844
84461010	Weaving machines (looms) for weaving fabrics of a width <=30 cm, electrically operated	21 219	53 275	165 731	506 450
84462100	Weaving machines (looms) for weaving fabrics of a width>30 cm, power looms shuttle type	139 827	189 615	1 071 400	1 153 500
84462900	Weaving machines (looms) for weaving fabrics of a width>30 cm,	71 614	200 009	455 096	1 183 689
84463000	Weaving machines (looms) for weaving fabrics of a width>30 cm, shuttleless type	203 065	384 283	1 436 116	3 501 242
84471110	Circular knitting mach with cylinder diameter <=165 mm,electrically operated	7 201	38 064	56 003	415 054
84471120	Circular knitting mach with cylinder diameter <=165 mm,not electrically operated	0	600	0	8 100
84471210	Circular knitting mach with cylinder diameter >165 mm,electrically	219 968	410 288	944 136	2 383 882
84472010	Flat knitting machines, stitch-bonding machines, electrically operated	147 311	283 962	1 052 610	1 889 193
84472020	Flat knitting machines, stitch-bonding machines, not electrically operated	14 003	14 314	203 794	204 874
84479010	Mach for making gimped yarns, tulle, lace, embroidery &mach for tufting, electrically operated	93 853	199 230	541 337	1 907 622
84479020	Mach for making gimped yarns, tulle, lace, embroidery &mach for tufting, not electrically operated	6	14 899	243	155 940
84481110	Dobbies and Jacquard, card reducing, copying, punching/ assembling mach for use therewith, electrically operated	10 526	20 316	51 578	82 050
84481120	Dobbies and Jacquard, card reducing, copying, punching/ assembling mach for use therewith, not electrically operated	53	71	1 470	3 597
84481910	Oth auxiliary mach for electric operated mach for knitting,weaving, preparing textile fibres, and extruding/drawing	17 815	25 330	175 993	237 045
84481920	Oth auxiliary mach for nonelectric operated mach for knitting, weaving, preparing textile fibres, and extruding	6 434	6 678	23 892	28 544
84482000	Parts & acc or auxiliary machines of machine for extruding,drawing, texturing/cutting man-made textile materials	106 916	157 976	750 257	1 202 758
84483100	Card clothing	16 120	58 419	298 059	756 711
84483200	Part & acc of machines for preparing textile fibres, oth than card clothing	7 387	25 359	287 837	921 210
84483300	Spindel, spindel flyers, spinning rings and ring travellers	5 559	21 503	227 260	490 673
84483900	Oth parts & acc of mach for preparing textile fibres/their auxiliary machinery	297 867	521 705	2 275 860	4 689 039
84484200	Reeds for looms, healds and heald-frames	11 945	29 952	312 726	646 904
84484911	Shuttles for electrically operated machines	2 547	9 778	169 811	301 417
84484912	Shuttles for non electrically operated machines	3 588	3 963	14 933	35 697
84484991	Oth parts&acc of weaving machines/of their auxiliary mach, other than shuttles, of electrically operated machines	40 388	65 007	604 673	1 352 074
84484992	Oth parts&acc of weaving machines/of their auxiliary mach, other than shuttles, of non electrically operated machines	1 237	14 709	126 462	258 714
84485100	Sinker, needles and other articles used on formingstitches	27 004	48 137	742 762	1 632 312
84485900	Other parts&acc or auxiliary machinery of knitting mach,stitch-bonding mach&mach for gimped yarn, lace, embroidery	40 850	104 619	751 418	1 917 733
84490010	Mach for the manufct of finishing of felt/nonwovens in thepiece/in shapes, incl for making hats, elect operated	56 211	107 234	605 145	1 053 750
84490020	Mach for the manufct of finishing of felt/nonwovens in thepiece/in shapes, incl for making hats, not elect operated	1 599	2 223	19 971	32 918
84501110	Household/laundry-type washing mach,full-auto mach, each of a dry linen capacity<=6 kg	11 640	11 640	31 283	31 283
84501190	Household/laundry-type washing mach,full-auto mach, each of a dry linen capacity>6 kg but<=10kg	2 729 542	5 276 047	10 364 236	20 357 951

https://www.bps.go.id

I.3. IMPOR MENURUT KOMODITI / IMPORT BY HS COMMODITY

***** FEBRUARI / *FEBRUARY 2022* *****

H S	Uraian Komoditi/*Commodity Description*	Berat bersih/*Net weight* (Kg)		Nilai/*Value CIF* (US$)	
		Bulan ini *Current month*	Kumulatif *Cum. Jan. to date*	Bulan ini *Current month*	Kumulatif *Cum. Jan. to date*
84501210	Household/laundry-type washing mach, with bulit-in centrifugal drier, each of a dry linen capacity<=6 kg	1 434 676	1 674 706	5 178 126	5 969 417
84501290	Household/laundry-type washing mach, with bulit-in centrifugal drier, each of a dry linen 6kg>capacity<=10kg	1 138 256	1 638 826	3 621 813	5 328 405
84501991	Other household/laundry-type washing mach, not electricallyoperated, each of a dry linen capacity<=6 kg	38	11 192	47	12 498
84501999	Other household/laundry-type washing mach, not electrically operated, each of a dry linen capacity>6 kg but not<=10kg	7 616	10 347	28 992	46 653
84502000	Household/laundry-type waching mach, each of a dry linen capacity>10kg	965 016	1 864 727	4 806 981	9 514 583
84509010	Parts of washing machine with each of a dry linen cap>10kg	80 105	135 197	452 301	773 932
84509020	Parts of washing machine with each of a dry linen cap<=10kg	196 176	615 321	978 806	2 272 668
84511000	Dry cleaning machines	0	803 432	0	1 908 941
84512100	Drying machines, each of a dry linen capacity<=10 kg	60 115	110 769	412 601	666 599
84512900	Drying machines, each of a dry linen capacity>10 kg	124 554	242 459	964 134	1 862 397
84513010	Single roller type domestic ironing machines	94	2 059	249	12 905
84513090	Ironing machines and presses (incl. fusing presses), other than single roller type	40 611	144 091	427 284	1 196 019
84514000	Washing, bleaching or dyeing machines	219 630	424 310	1 553 415	5 444 516
84515000	Machines for reeling, unreeling, folding, cutting/pinking textile fabrics	56 508	142 907	852 472	1 752 758
84518000	Oth machinery for washing,cleaning, wringing, drying, ironing,	191 634	549 204	2 777 186	5 636 414
84519010	Parts of machines of a dry linen capacity<=10 kg	139	5 189	5 622	50 845
84519090	Parts of machines of a dry linen capacity>10 kg	32 521	72 119	647 054	1 433 948
84521000	Sewing machines of the household type	68 990	225 599	262 301	1 053 649
84522100	Other sewing machines, automatic units	387 121	893 538	3 510 327	8 574 832
84522900	Other sewing machines, non automatic units	385 489	954 456	4 535 376	15 525 278
84523000	Sewing machine needles	9 037	17 657	191 044	491 006
84529011	Arm&beds, stans with or w/o centre frames, flywheel, belt guards, treadles/pedals of household type of sewing machines	1 225	3 184	3 175	26 183
84529012	Furniture, bases and covers and parts there of householdtype of	2 641	12 472	4 153	32 269
84529019	Oth parts of sewing machines of machinery of householdtype of sewing machines	14 794	83 409	156 323	379 454
84529091	Arm&beds, stans with or w/o centre frames, flywheel, belt guards, treadles/pedals of non household type sewing machine	21 683	27 476	91 234	128 072
84529092	Furniture, bases and covers and parts there of machineryof non household type of sewing machine	991	56 238	10 299	98 645
84529099	Oth parts of sewing machines of machinery of non householdtype	138 710	205 792	606 875	1 174 262
84531010	Machinery for preparing, tanning/working hides, skins/leather, electrically operated	49 640	92 071	426 426	703 274
84531020	Machinery for preparing, tanning/working hides, skins/leather, not electrically operated	0	2 170	0	16 969
84532010	Machinery for making/repairing footwear, electricallyoperated	874 095	2 547 162	9 452 113	28 122 761
84532020	Machinery for making/repairing footwear, not electricallyoperated	6 884	41 638	117 678	237 113
84538010	Oth mach for make/repaire footwear,oth than sewing machine,electrically operated	140 715	377 118	1 695 039	4 944 922
84538020	Oth mach for make/repaire footwear,oth than sewing machine,not electrically operated	0	838	0	3 883
84539000	Parts of machinery for preparing,tanning/working hides,skins, leather	28 946	84 350	857 695	2 197 897
84541000	Converters	860 716	1 523 888	1 955 953	5 165 605
84542000	Ingot moulds and ladles	291 271	536 517	1 003 187	2 347 274
84543000	Casting machines	132 106	334 597	919 260	2 355 242
84549000	Partrs of converts, ladles, ingot moulds & casting machines	1 471 438	2 732 868	4 382 496	8 341 737
84551000	Tube mills	2 870	8 971	17 133	58 345
84552100	Hot/ combination hot&cold rolling mills	103	984 642	465	7 983 347
84552200	Cold rolling mills	2 605 884	2 738 630	16 183 775	17 311 831
84553000	Rolls of rolling mills	1 027 371	1 767 600	3 819 480	6 262 243
84559000	Other part of rolling mills oth than rolls	728 051	2 283 053	4 232 002	10 569 370
84561100	Mach tool for work any material by removal material,operated by laser	100 756	211 151	1 411 721	3 065 193

https://www.bps.go.id

I.3. IMPOR MENURUT KOMODITI / IMPORT BY HS COMMODITY

***** FEBRUARI / *FEBRUARY 2022* *****

H S	Uraian Komoditi/*Commodity Description*	Berat bersih/*Net weight* (Kg)		Nilai/*Value CIF* (US$)	
		Bulan ini *Current month*	Kumulatif *Cum. Jan. to date*	Bulan ini *Current month*	Kumulatif *Cum. Jan. to date*
84561200	Mach tool for work any material by removal material,operated by oth light/photon beam processes	36	36	47	47
84562000	Mach tool for work any material by removal material,operated by ultrasonic processes	3 548	13 109	28 344	144 513
84563000	Mach tool for work any material by removal material,operated by electro-discharge processes	31 448	51 988	356 182	705 378
84564010	Mach tool for work any material by removal material,by plasma arc processes, for manufact of PCB/PWB	5 412	7 675	85 159	128 957
84564090	Mach tool for work any material by removal material,by plasma arc processes, for oth than manufact of PCB/PWB	17 876	35 128	100 552	259 406
84565000	Water-jet cutting machines	0	5 965	0	25 000
84569020	Wet processing equip for application by immersion ofelectrical solutions, for removing material on PCB/PWB	3	763	1 975	64 144
84569090	Wet processing equip for application by immersion ofelectrical solutions, for oth purposes	226 395	236 834	686 253	743 872
84571010	Machining centres of spindle power <= 4kW	24 245	44 149	337 395	615 172
84571090	Machining centres of spindle power > 4 kW	295 090	585 892	4 400 038	9 564 851
84572000	Unit construction machines (single station)	7 640	7 926	238 436	238 957
84573000	Multi-station transfer machines	2 362	5 700	153 922	450 809
84581190	Horizontal lathes, numerical controlled,spindle power >4 kW	95 883	166 417	2 319 861	3 172 738
84581910	Horizontal lathes, not numerical controlled, with thedistance between the main spindle centre&the bed<=300mm	3 531	3 796	25 498	26 449
84581990	Horizontal lathes, not numerical controlled, with thedistance between the main spindle centre&the bed>300mm	108 343	388 757	372 495	1 044 084
84589100	Oth than horizontal lathes, numerical controlled	20 651	72 770	988 579	1 750 018
84589910	Oth than horizontal lathes, not numerical controlled, with the distance between the main spindle centre&the bed<=300mm	0	4 445	0	38 354
84589990	Oth than horizontal lathes, not numerical controlled, with the distance between the main spindle centre&the bed>300mm	71 193	188 517	312 398	1 020 922
84591010	Way-type unit head machines, electrically operated	1 177	12 549	2 287	46 330
84591020	Way-type unit head machines, not electrically operated	0	10 053	0	3 925
84592100	Other drilling machines, numerically controlled	63 884	67 697	2 108 971	2 277 094
84592910	Other drilling machines, not numerically controlled,electrically operated	31 486	181 123	126 477	786 707
84592920	Other drilling machines, not numerically controlled,not electrically operated	282	8 462	12 623	32 623
84593100	Other boring-milling machines, numerically controlled	10 000	35 800	79 898	255 898
84593910	Other boring-milling machines, not numerically controlled,electrically operated	15 990	56 560	83 385	287 629
84593920	Other boring-milling machines, not numerically controlled,not	0	11	0	5 150
84594910	Other boring machines, not numerically controlled,electrically operated	11 644	88 085	41 042	364 103
84594920	Other boring machines, not numerically controlled,not electrically	1 533	1 533	22 154	22 154
84595100	Milling machines, knee-type, numerically controlled	1 962	8 257	500	29 056
84595910	Milling machines, knee-type, not numerically controlled,electrically operated	14 932	33 141	32 238	161 404
84595920	Milling machines, knee-type, not numerically controlled,not electrically operated	1 680	1 680	10 608	10 608
84596100	Other milling machines, numerically controlled	6 667	68 881	72 500	897 255
84596910	Other milling machines, not numerically controlled,electrically operated	45 744	121 472	254 032	412 915
84596920	Other milling machines, not numerically controllednot electrically operated	0	30 940	0	55 928
84597010	Other threading or tapping machines, electrically operated	33 872	68 153	671 017	1 092 518
84597020	Other threading or tapping machines, not electricallyoperated	139	4 845	2 357	210 594
84601200	Flat-surface grinding machines, numerically controlled	136	12 477	14 847	511 082
84601900	Flat-surface grinding machines, not numerically controlled	16 854	22 388	227 143	336 236
84602200	Centreless grinding machines, numerically controlled	2 549	8 847	29 974	79 760
84602300	Other cylindrical grinding machines,numerically controlled	141	1 534	232	2 716
84602910	Other grinding machines, not numerically controlled,electrically operated	5 563	37 251	96 533	553 713

https://www.bps.go.id

I.3. IMPOR MENURUT KOMODITI / IMPORT BY HS COMMODITY

***** FEBRUARI / *FEBRUARY 2022* *****

H S	Uraian Komoditi/*Commodity Description*	Berat bersih/*Net weight* (Kg)		Nilai/*Value CIF* (US$)	
		Bulan ini *Current month*	Kumulatif *Cum. Jan. to date*	Bulan ini *Current month*	Kumulatif *Cum. Jan. to date*
84602920	Other grinding machines, not numerically controlled,not electrically operated	0	5 037	0	27 400
84603110	Mach tools, numerically controlled, for sharpening drilling bits, shank diameter<=3,175mm, fixed collets, power<=0.74kW	1 101	16 759	44 414	199 369
84603190	Mach tools, numeric controlled, for sharpen drill bits oththan shank diameter<=3,175mm, fixed collets, power<=0.74kW	8 493	10 768	217 515	317 370
84603910	Oth sharpening (tool/cutter grinding) mach, not numerically controlled, electrically operated	19 607	36 745	182 500	258 442
84603920	Oth sharpening (tool/cutter grinding) mach, not numericallycontrolled, not electrically operated	55	163	5 554	6 134
84604010	Honing or lapping machines, electrically operated	1 867	30 640	20 304	557 182
84604020	Honing or lapping machines, not electrically operated	293	293	1 937	1 937
84609010	Oth mach-tools for deburring, sharpening, grinding, horning, lapping, or similar, electrically operated	82 608	101 773	906 266	1 370 970
84609020	Oth mach-tools for deburring, sharpening, grinding, horning, lapping, or similar, not electrically operated	3 210	23 897	16 904	692 046
84612010	Shaping or slotting machines, electrically operated	31 453	39 779	2 118 682	2 142 046
84612020	Shaping or slotting machines, not electrically operated	2 914	3 065	13 971	18 171
84613010	Broaching machines, electrically operated	74	1 198	375	7 125
84614010	Gear cutting, gear grinding/gear finishing machines, electrically operated	8 347	9 673	15 054	22 997
84615010	Sawing or cutting-off machines, electrically operated	121 202	323 172	924 540	2 865 495
84615020	Sawing or cutting-off machines, not electrically operated	77 576	204 950	151 967	387 452
84619019	Oth mach-tool for planing,shaping,gear cutting,not elsewhrespecified, oth than planing machines, electric operated	24 039	33 909	213 134	298 708
84619091	Oth mach-tool for planing,shaping,gear cutting,not elsewhrespecified, planing machines, not electrically operated	1	1	1 192	1 192
84619099	Oth mach-tool for planing,shaping,gear cutting,not elsewhre specified, oth than planing machines, not electric operated	8 482	21 218	137 877	201 855
84621010	Forging or die-stamping (incl presses) & hammers,electrically operated	309 495	943 113	1 119 526	4 012 716
84621020	Forging or die-stamping (incl presses) & hammers,not electrically operated	6 268	9 959	35 685	82 084
84622100	Bending, folding, straightening/flattering mach (inclpresses), numerically controlled	94 171	147 980	742 450	1 216 249
84622910	Bending, folding, straightening/flattering mach (inclpresses), not numerically controlled, electrically operated	369 676	760 047	2 318 900	4 625 727
84622920	Bending, folding, straightening/flattering mach (inclpresses), not numerically controlled, not electric operated	4 865	17 800	1 199 017	1 794 283
84623100	Shearing mach (incl presses),oth than combined punching&shearing mach, numerically controlled	263 357	455 344	1 393 268	2 302 573
84623910	Shearing mach (incl presses),oth than combined punching & shearing mach, not numerically controlled, electr operated	48 222	166 982	448 099	800 373
84623920	Shearing mach (incl presses),oth than combined punching & shearing mach, not numerically controlled, not elect operate	36	36	5 939	5 939
84624100	Punching/notching machines (incl presses),incl combinedpunching&shearing mach, numerically controlled	23 383	87 221	127 350	766 959
84624910	Punching/notching machines (incl presses),incl combined punching & shearing, not numerically controlled, elect operate	36 062	81 531	86 473	402 471
84624920	Punching/notching machines (incl presses),incl combined punching & shearing, not numerical controll, not elect operate	134	396	583	840
84629100	Hydraulic presses	296 799	636 556	1 048 844	2 192 167
84629910	Mach for the manufct of boxes,cans&similar containers oftin plate, electrically operated	242	58 532	56 547	939 658
84629920	Mach for the manufct of boxes,cans&similar containers oftin plate, not electrically operated	102	102	12 204	12 204
84629950	Oth mach-tools for (incl presses) working metal by forging,hammering/die-stamping, electrically operated	129 798	270 649	393 549	3 183 090
84629960	Oth mach-tools for (incl presses) working metal by forging,hammering/die-stamping, not electrically operated	1 843	36 886	8 230	167 082

https://www.bps.go.id

I.3. IMPOR MENURUT KOMODITI / IMPORT BY HS COMMODITY

***** FEBRUARI / *FEBRUARY 2022* *****

H S	Uraian Komoditi/*Commodity Description*	Berat bersih/*Net weight* (Kg)		Nilai/*Value CIF* (US$)	
		Bulan ini *Current month*	Kumulatif *Cum. Jan. to date*	Bulan ini *Current month*	Kumulatif *Cum. Jan. to date*
84631010	Draw-benches for bars, tubes, profiles, wire/the like,electrically operated	341 090	590 814	698 574	1 693 732
84631020	Draw-benches for bars, tubes, profiles, wire/the like,not electrically operated	0	18 026	0	6 583
84632010	Thread rolling machines, electrically operated	22 639	71 227	105 087	303 618
84632020	Thread rolling machines, not electrically operated	12	1 456	500	19 965
84633010	Machines for working wire, electrically operated	123 757	510 402	1 120 758	5 032 432
84633020	Machines for working wire, not electrically operated	7	3 956	6 592	150 351
84639010	Other mach-tools for working metals/cermets, w/o removingmaterial, electrically operated	41 085	90 311	436 768	955 976
84639020	Other mach-tools for working metals/cermets, w/o removingmaterial, not electrically operated	1 382	2 957	15 209	166 747
84641010	Sawing machines for working stone, ceramics/like mineralmaterials/for cold-working glass, electrically operated	5 672	9 839	47 211	56 282
84641020	Sawing machines for working stone, ceramics/like mineralmaterials/for cold-working glass, not electrically operated	1 581	1 581	3 634	3 634
84642010	Grinding/polishing mach for working stone, ceramics/likemineral material/for cold-work glass,electric operated	88 581	132 073	1 693 314	2 115 004
84642020	Grinding/polishing mach for working stone, ceramics/likemineral material/for cold-work glass,not electric operated	299	5 100	5 033	187 715
84649010	Oth machines for working stone, ceramics/like mineralmaterials/for cold-working glass, electrically operated	6 221	41 486	55 147	467 311
84649020	Oth machines for working stone, ceramics/like mineralmaterials/for cold-working glass, not electrically operated	3 563	66 594	31 165	262 623
84651000	Mach which can carry out diff types of machining operationsw/o tool change between such operations	116 076	165 432	351 048	600 372
84652000	Machining centres	17 278	21 268	162 140	219 140
84659110	Sawing machines for scoring PCB/ PWB or PCB/PWB substrateselectrically operated	3 162	13 486	36 530	174 066
84659120	Oth sawing machines for scoring PCB/ PWB or PCB/PWB substrates, electrically operated	140 989	399 791	988 010	2 265 815
84659130	Oth sawing machines for scoring PCB/ PWB or PCB/PWB substrates, not electrically operated	3 995	13 086	5 908	32 272
84659210	Planing, milling/moulding mach for routing PCB/PWB or PCB/PWB substrates, accepting router bits with shank D<=3.175mm	14 486	37 487	266 884	674 389
84659220	Oth planing, milling/moulding (by cutting) machines,electrically operated	181 210	266 259	803 338	1 339 760
84659230	Oth planing, milling/moulding (by cutting) machines,not electrically operated	0	120	0	139
84659310	Grinding, sanding or polishing machines, for working woodcork, bone/similar hard materials, electrically operated	228 725	349 906	793 410	1 618 352
84659320	Grinding, sanding or polishing machines, for working woodcork, bone/similar hard materials,not electrically operated	307	8 818	534	25 799
84659410	Bending/assembling mach, for working wood, cork, bone/similar hard materials, electrically operated	89 560	117 122	256 251	655 469
84659420	Bending/assembling mach, for working wood, cork, bone/similar	1 875	1 875	3 965	3 965
84659510	Drilling mach for manufact of PCB/PWB, with a spindle speed>50,000rpm and accept drill bits of shank D<=3.175mm	16 808	19 732	122 906	132 899
84659530	Other drilling/morticing machines, for working wood, cork,bone/similar hard materials, electrically operated	92 617	164 701	646 435	1 076 421
84659540	Other drilling/morticing machines, for working wood, cork,bone/similar hard materials, not electrically operated	5 881	5 881	56 130	56 130
84659610	Splitting, slicing/paring machines, for working wood, cork,bone/similar hard materials, electrically operated	309 994	520 688	2 428 419	3 351 470
84659620	Splitting, slicing/paring machines, for working wood, cork,bone/similar hard materials, not electrically operated	10 388	18 098	18 436	55 805
84659930	Oth mach tools for working wood, cork, bone/similar hardmaterials, lathes, electrically operated	76 571	86 134	2 039 417	2 105 474
84659940	Oth mach tools for working wood, cork, bone/similar hardmaterials, lathes, not electrically operated	15	5 181	1 163	22 605

https://www.bps.go.id

I.3. IMPOR MENURUT KOMODITI / IMPORT BY HS COMMODITY

***** FEBRUARI / *FEBRUARY 2022* *****

H S	Uraian Komoditi/*Commodity Description*	Berat bersih/*Net weight* (Kg)		Nilai/*Value CIF* (US$)	
		Bulan ini *Current month*	Kumulatif *Cum. Jan. to date*	Bulan ini *Current month*	Kumulatif *Cum. Jan. to date*
84659950	Mach for deburring the surfaces of PCB/PWB during manufact, mach for scoring&laminating presses for PCB/PWB/substrates,	2 313	21 948	45 798	237 536
84659960	Oth mach tools for working wood, cork, bone/similar hardmaterials,	731 771	933 461	3 287 831	4 343 747
84659990	Oth mach tools for working wood, cork, bone/similar hardmaterials,	269 873	603 579	1 766 243	4 941 885
84661010	Tool holder&self-opening diehead for mach of 84569010, 84569020/84603110/84659110/84659210/84659510/84659950	5 011	11 390	86 285	177 001
84661090	Tool holder&self-opening diehead for mach oth of 84569010, 84569020/84603110/84659110/84659210/84659510/84659950	59 248	101 866	1 884 848	4 071 770
84662010	Work holders for mach of 85469010, 84569020, 84603110,84659110, 84659210, 84659510, 84659950	649	905	16 667	26 884
84662090	Work holders for mach oth than of 85469010, 84569020, 84603110, 84659110, 84659210, 84659510, 84659950	17 502	91 600	806 979	4 298 961
84663010	Dividing heads&oth special for mach of subheading 84569010, 84569020,84603110,84659110,84659210,84659510/84659950	3 979	4 035	90 670	92 904
84663090	Dividing heads&oth special for mach oth than of subheading 84569020,84603110,84659110,84659210,84659510/84659950	31 406	130 820	1 370 635	3 366 709
84669100	Other parts & access. for machine tools of stone, ceramics,concrete, asbestos-cement and other mineral materials	35 384	166 617	312 206	753 498
84669210	Oth parts & accessories for machines of subheading 84659110, 84659210, 84659510 or 84659950	5 912	26 028	47 083	254 372
84669290	Oth parts & acc for mach of head 8465 oth than subheading 84659110, 84659210, 84659510 or 84659950	81 875	138 563	968 585	2 023 189
84669320	Oth parts & accessories for machines of subhead 84564010,84569020 or 84603110	719	922	3 059	12 485
84669390	Oth parts & accessories for machines of head 8456 to 8461oth than subhead 84564010,84569020 or 84603110	120 190	698 307	2 091 029	8 617 544
84669400	Oth parts & accessories for machines tool for working metal	139 245	378 284	2 263 539	6 362 004
84671100	Tools for working in the hand pneumatic rotary tipe (including combined rotary-percussion)	29 575	73 522	481 191	1 229 564
84671900	Tools for working in the hand pneumatic other rotary tipe (including combined rotary-percussion)	53 367	153 116	258 780	939 368
84672100	Drills of all kinds with self-contained electric motor	396 768	1 011 717	2 597 242	6 687 753
84672200	Saws with self-contained electric motor	78 419	252 029	602 711	1 667 073
84672900	Other drills or saws with self-contained electrical motor	675 483	2 003 825	4 421 982	13 267 570
84678100	Chains saws with self-contained electric motor	209 444	580 322	1 671 996	4 006 748
84678900	Other chains saws with self-contained electric motor	225 580	432 197	1 252 892	2 425 935
84679110	Part of chains saws of electro-mechanical type	29 800	37 029	44 281	75 866
84679190	Other part of chains saws of electro-mechanical type	185 366	412 393	1 134 610	2 249 996
84679200	Parts of tools working in the hand of pneumatic	21 614	44 068	252 206	599 363
84679910	Other parts of tools of goods of drills, saws & all kinds non-electric motor	124 269	193 795	642 738	1 082 589
84679990	Other parts of tools of goods of other than drills, saws and all kinds, non-electric motor	232 157	592 041	693 897	1 915 393
84681000	Hand-held blow pipes	14 363	37 336	83 812	237 291
84682010	Hand-operated (not hand-held) gas welding or brazing appliances for metal	23 589	76 069	168 795	415 966
84682090	Other hand-operated (not hand-held) gas welding or brazing appliances for other than metal	10 287	30 730	80 187	217 432
84688000	Other machinery and apparatus for soldering, brazing and suface tempering machines	25 703	31 791	296 195	334 876
84689020	Parts of goods of gas welding or brazing appliaances formetal	3 805	38 536	130 314	377 957
84689090	Parts of goods of gas welding or brazing appliaances forother than metal	33 461	125 965	392 717	1 088 168
84701000	Electronic calc,pocket-size data recording, reproducing and displaying machines with calculating functions	54 453	125 283	308 325	1 077 204
84702100	Other electronic calculating machines incorporating a printing device	323	1 904	41 004	117 176
84702900	Other electronic calculating machines not incorporating a printing	25 408	42 095	278 500	348 133
84703000	Other calculating machines with calculating function	17 575	29 517	50 099	263 414
84705000	Cash register	29 772	58 462	2 332 272	6 666 477
84709010	Postage-franking machines	11	11	88	88

https://www.bps.go.id

I.3. IMPOR MENURUT KOMODITI / IMPORT BY HS COMMODITY

***** FEBRUARI / *FEBRUARY 2022* *****

H S	Uraian Komoditi/*Commodity Description*	Berat bersih/*Net weight* (Kg)		Nilai/*Value CIF* (US$)	
		Bulan ini *Current month*	Kumulatif *Cum. Jan. to date*	Bulan ini *Current month*	Kumulatif *Cum. Jan. to date*
84709090	Ticket-issuing machines and similar machines	19 976	21 261	75 063	87 229
84713020	Laptops including notebooks and subnotebooks	817 145	2 000 707	171 370 289	402 269 470
84713090	Oth portable automatic data processing machines, weighting<= 10	9 481	26 729	5 426 957	13 029 002
84714110	Personal computers exclud portable computer,CPU& I/O unitwhether or not combined	62 421	150 105	7 115 479	16 239 980
84714190	Other PC excluding portable computer,CPU& I/O unit whetheror not combined	159 916	251 659	1 596 936	2 999 345
84714910	Personal computers in the form of systems exclud portablecomputers (laptop/notebook)	202 444	319 468	19 011 974	29 665 293
84714990	Other personal computers in the form of systems excluding portable computers (laptop/notebook)	20 621	61 690	2 346 907	14 048 502
84715010	Processing units for personal (incl. portable) computersnot	92 483	210 617	12 782 043	25 642 124
84715090	Oth processing unit for personal comp.(excl.portable comp) not comprising & not presented in the form systems systems	415 954	1 257 027	32 409 472	80 037 182
84716030	Computer keyboards	459 320	941 152	2 373 004	6 590 338
84716040	Mouses, light pens, joysticks, track balls, and touch sensitive screens	126 600	316 853	3 147 777	6 680 310
84716090	Other input or output units, whether or not containing storage units in the same housing	5 144	21 442	364 172	1 040 328
84717010	Floppy disk drive	5 441	6 066	18 455	81 176
84717020	Hard disk drive	105 470	192 329	4 917 155	11 216 400
84717030	Tape drive	427	655	97 311	141 950
84717040	Optical disk drives, including CD-ROM drives, DVD drives and CD-R	2 681	5 624	843 130	1 231 943
84717050	Proprietary format storage device incl media therefor with or without removable media, optical or other technology	2 601	6 551	1 636 162	2 135 790
84717091	Propriety format storage automated backup systems	5 932	23 392	998 122	3 389 082
84717099	Oth proprietary format storage devices incl media therefor with or without removable media, optical or other technology	15 386	35 579	4 008 203	9 306 070
84718010	Control and adaptor units	23 511	50 136	552 528	1 338 480
84718070	Sound cards or video cards	12 823	60 738	3 117 110	20 111 697
84718090	Other control units	4 867	18 655	1 609 683	3 678 482
84719010	Bar code readers	11 072	27 752	525 556	1 249 148
84719030	Electronic fingerprint identification systems	3 812	12 718	33 628	637 904
84719040	Other optical character readers	28 428	48 415	1 036 104	1 912 312
84719090	Other units of automatic data processing machines :	43 781	143 139	4 306 421	8 944 162
84721010	Duplicating machines with electrically operated	1 011	1 013	4 746	4 760
84721020	Duplicating machines with not electrically operated	0	42	0	346
84723010	Machines for sorting,folding,inserting,opening, closing/sealing mail, etc postage stamps with electrically operated	114	1 199	288	2 689
84723020	Machines for sorting,folding,inserting,opening, closing/sealing mail, etc postage stamps with non elect operated	0	10	0	3 552
84729010	Automatic teller machines	273 341	729 793	3 514 718	10 228 180
84729041	Typewriters automatic other than printers of heading 8443	2	2	224	224
84729049	Oth typewriters auto oth than printers of heading 8443	17 834	28 677	465 136	685 929
84729050	Word-processing machines	0	218	0	19 023
84729060	Other word-processing machines with electrically operated	90 444	136 005	1 277 854	1 807 496
84729090	Other word-processing mach with not electrically operated	97 934	284 335	434 753	1 428 140
84732100	Parts of the electronic calculating machines of subheading 84701000, 84702100 or 84702900	2 203	2 493	93 888	182 435
84732900	Parts of the electronic calculating machines oth thansubheading 84701000, 84702100 or 84702900	73 392	172 346	5 096 689	12 669 228
84733010	Parts and accessories assembled printed circuit boardsof the machines of heading 8471	53 677	130 155	3 714 084	8 674 976
84733090	Parts and accessories assembled other thanprinted circuit boards of the machines of heading 8471	410 763	1 045 717	11 926 724	29 003 176
84734010	Parts and accessories of the machines of heading 8472 for electrically operated machines	8 780	26 329	472 034	1 243 660
84734020	Parts and accessories of the machines of heading 8472 for non electrically operated machines	597	795	59 093	82 216
84735010	Parts and accessories suitable for use with the machines of heading 8471	51 463	176 770	1 282 064	4 813 586

https://www.bps.go.id

H S	Uraian Komoditi/*Commodity Description*	Berat bersih/*Net weight* (Kg)		Nilai/*Value CIF* (US$)	
		Bulan ini *Current month*	Kumulatif *Cum. Jan. to date*	Bulan ini *Current month*	Kumulatif *Cum. Jan. to date*
84735090	Parts and accessories suitable for use with the machines of heading 8470 and 8472	5 087	23 873	126 160	274 475
84741010	Sorting, screening, separating or washing machines electrically operated	2 399 453	3 956 038	12 569 354	21 389 227
84741020	Sorting, screening, separating or washing machines non electrically operated	100 241	119 125	441 581	645 820
84742011	Crushing or grinding machines stone electrically operatedfor stone	611 317	1 058 497	674 394	1 793 061
84742019	Crushing or grinding machines stone electrically operatedfor other than stone	1 004 514	1 204 567	9 722 018	10 969 813
84742021	Crushing or grinding machines stone not electrically operated for	193 278	264 793	593 889	1 073 975
84742029	Crushing or grinding machines stone not electrically operated for other than stone	369 192	721 489	1 528 731	2 278 620
84743110	Concrete or mortar mixers electrically operated	160 615	421 825	607 660	1 657 520
84743120	Concrete or mortar mixers not electrically operated	29 298	34 193	98 544	132 663
84743219	Machines for mixing mineral substances with bitumen electrically operated of an output capacity > 80 t/h	978	3 070	13 720	20 902
84743229	Machines for mixing mineral substances with bitumen not electrically operated of an output capacity > 80 t/h	208 924	264 800	556 857	739 909
84743910	Other machines for mixing mineral substances with bitumen electrically operated	31 888	116 990	625 931	1 690 616
84743920	Other machines for mixing mineral substances with bitumen not electrically operated	13 340	104 465	167 483	417 734
84748010	Machinery for agglomerating, shaping or moulding, for forming foundry moulds of sand electrically operated	3 398 723	9 991 793	9 585 059	26 640 768
84748020	Machinery for agglomerating, shaping or moulding, for forming foundry moulds of sand not electrically operated	1 694	32 550	12 358	174 416
84749010	Other machinery for agglomerating, shaping/moulding, for forming foundry moulds of sand electrically operated	2 238 728	7 123 659	10 432 990	25 935 145
84749020	Other machinery for agglomerating, shaping/moulding, for forming foundry moulds of sand not electrically operated	125 768	313 930	635 121	2 802 781
84751010	Machines for assembling electric/electronic lamps, tubes/valves/flashbulbs, in glass envelopes, electrically operated	15 935	16 597	43 241	51 414
84751020	Machines for assembl electric/electronic lamps,tubes/valvesor	59	83	7 251	10 474
84752100	Machines for making optical fibres and preforms thereof	5 298	5 298	308 788	308 788
84752900	Other machines for making optical fibres & preforms thereof	1 308	17 276	105 520	198 298
84759010	Parts machines for making optical fibres of electrically operated	33 475	46 305	261 988	605 905
84759020	Parts machines for making optical fibres of not electrically operated	550	1 197	55 488	105 612
84762100	Automatic beverage-vending machines incorporating heating or refrigerating devices	41	41	4 691	4 691
84762900	Other automatic beverage-vending machines incorporating heating orrefrigerating devices	12 654	20 814	71 057	119 857
84768100	Automatic goods-vending machines incorporatingheating or refrigerating devices	340	340	4 045	4 045
84768900	Other automatic goods-vending machines incorporatingheating or refrigerating devices	11 464	16 539	40 703	122 338
84769000	Parts automatic goods-vending machines incorporatingheating or refrigerating devices	7 052	17 665	22 253	82 483
84771010	Injection machines for moulding rubber	441 586	1 093 629	2 001 615	5 647 181
84771031	Injection machines for palstics, poly (vinyl chloride)	174 411	772 948	661 780	3 282 354
84771039	Other injection machines for palstics	1 254 580	2 805 704	7 573 230	16 139 397
84772010	Extruders machine for rubber	107 070	157 912	1 052 923	1 362 099
84772020	Extruders machine for plastics	556 851	952 529	9 580 377	12 177 956
84773000	Blow moulding machines	94 253	271 988	986 719	2 551 667
84774010	Vacuum machines for moulding or forming rubber	229 283	419 350	1 481 617	2 443 429
84774020	Vacuum machines for moulding or forming plastics	231 425	289 751	1 979 882	2 795 182
84775100	Machines for moulding or retreading pneumatic tyres or formoulding or otherwise forming inner tubes	121 458	123 776	1 504 863	1 554 066
84775910	Other machines for moulding or forming rubber	153 746	256 600	2 065 595	2 642 609
84775920	Other machines for moulding or forming plastics	129 672	484 883	702 477	2 478 145
84778010	Other machine for working rubber/products from rubber, electrically operated	406 085	837 408	3 393 636	9 389 068

https://www.bps.go.id

I.3. IMPOR MENURUT KOMODITI / IMPORT BY HS COMMODITY

***** FEBRUARI / *FEBRUARY 2022* *****

H S	Uraian Komoditi/*Commodity Description*	Berat bersih/*Net weight* (Kg)		Nilai/*Value CIF* (US$)	
		Bulan ini *Current month*	Kumulatif *Cum. Jan. to date*	Bulan ini *Current month*	Kumulatif *Cum. Jan. to date*
84778020	Other machine for working rubber/products from rubber, not electrically operated	34 590	92 861	1 001 143	2 202 795
84778031	Lamination presses for the manufacture of PCB/PWBelectrically operated	14 970	15 356	99 481	100 731
84778039	Oth lamination presses for plastics/products from plasticselectrically operated	424 110	1 178 181	3 179 997	9 959 329
84778040	Other machine for working plastics/products from plastics, not electrically operated	46 898	78 083	1 005 387	1 242 292
84779010	Parts of machine for working rubber/products from rubber, electrically operated	287 703	563 893	2 195 028	4 745 045
84779020	Parts of machine for working rubber/products from rubber, not electrically operated	117 186	237 039	847 573	1 718 858
84779032	Parts of lamination presses for the manufacture of PCB/PWBelectrically operated	3 001	5 257	320 630	461 620
84779039	Parts of electric machine for working plastic&productsoth than lamination presses for manufacture of PCB/PWB	297 330	682 003	6 104 516	11 282 174
84779040	Parts of non-electric machine for working plastics/products from plastics materials	47 331	93 207	675 820	1 655 686
84781010	Machines for preparing or making up tobacco,electrically operated	31 417	87 819	1 389 567	4 148 033
84781020	Machines for preparing or making up tobacco, not electrically operated	226	1 010	578	3 189
84789010	Parts of machines for preparing or making up tobacco,electrically operated	50 947	70 365	1 104 954	2 389 418
84789020	Parts of machines for preparing or making up tobacco,not electrically operated	158	618	78 293	143 299
84791010	Machines for public works/building/the like, electrically operated	94 208	281 129	633 607	1 663 959
84791020	Machines for public works/building/the like, not electrically operated	26 947	126 178	104 532	940 624
84792010	Machines for the extraction/preparation of animal/fixed vegetable fats or oils, electrically operated	2 744 475	5 114 383	16 474 659	31 462 302
84792020	Machines for the extraction/preparation of animal/fixed vegetable fats or oils, not electrically operated	187 074	320 087	585 795	895 095
84793010	Machines presses for particle board/building and treating wood/cork, electrically operated	257 021	749 219	769 784	2 956 312
84793020	Machines presses for particle board/building and treating wood/cork, not electrically operated	10 930	11 793	14 700	15 911
84794010	Rope or cable-making machines, electrically operated	174 120	357 231	1 602 507	2 799 996
84794020	Rope or cable-making machines, not electrically operated	19	11 881	518	155 381
84795000	Industrial robots machines,not elsewhere specified/included	179 845	322 241	4 071 375	6 975 193
84796000	Machines evaporative air coolers	145 997	396 833	898 136	2 320 787
84797100	Passenger boarding bridges of kind a used in airports	0	5	0	114
84797900	Other passenger boarding bridges	29 455	33 534	1 364 476	1 879 780
84798110	Machines for treating metal, including electric wire coilwinders, electrically operated	81 578	410 604	2 474 063	4 093 716
84798120	Machines for treating metal, including electric wire coilwinders, not electrically operated	7 103	14 172	74 291	136 668
84798210	Mixing,kneading,crushing,grinding,screening,sifting,homogenising,emulsifying/stirring machines, electically operated	5 819 324	13 507 659	45 927 764	111 388 851
84798220	Mixing,kneading,crushing,grinding,screening,sifting,homogenising,e	37 737	60 135	558 934	1 166 884
84798920	Machinery or apparatus for assembling CPU daughter boards and the regeration of chemical solution used, elect.operated	87 645	190 324	1 981 814	5 620 943
84798931	Automatic service-vending machines, electrically operated	6 225	7 878	213 834	265 074
84798939	Other automatic service-vending machines, electrically operated	866 319	3 545 894	7 443 962	34 623 235
84798940	Other automatic service-vending machines, not electrically operated	272 929	756 855	2 598 519	9 023 711
84799020	Parts of goods of subheading 8479.89.20	38 180	83 663	603 923	2 091 305
84799030	Parts of machines of machine subheading 8479.89.20, electrically operated	582 857	1 504 176	5 897 524	13 463 109
84799040	Parts of machines of machine subheading 8479.89.20, not electrically operated	297 131	559 455	2 424 139	4 428 289
84801000	Moulding boxes for metal foundry	33 794	52 617	635 487	906 178

https://www.bps.go.id

I.3. IMPOR MENURUT KOMODITI / IMPORT BY HS COMMODITY

***** FEBRUARI / *FEBRUARY 2022* *****

H S	Uraian Komoditi/*Commodity Description*	Berat bersih/*Net weight* (Kg)		Nilai/*Value CIF* (US$)	
		Bulan ini *Current month*	Kumulatif *Cum. Jan. to date*	Bulan ini *Current month*	Kumulatif *Cum. Jan. to date*
84802000	Mould bases	324 039	531 739	3 514 049	5 179 498
84803010	Moulding patterns of copper	5 563	6 643	179 196	181 078
84803090	Moulding patterns of other materials	58 009	93 192	2 022 441	3 737 950
84804100	Moulds for metal/metal carbides injection or compression types	75 011	97 130	785 455	1 223 950
84804900	Other moulds for metal/metal carbides	155 534	437 425	725 184	2 503 134
84805000	Moulds for glass	9 011	21 976	295 556	616 178
84806000	Moulds for mineral materials	153 728	366 479	719 316	2 101 466
84807110	Moulds for footwear soles, injection or compression types	155 017	234 989	1 840 324	3 555 220
84807190	Other moulds for rubber plastics, injections types	947 390	2 131 232	16 181 919	34 176 416
84807910	Moulds for footwear soles, not injection/compression types	18 866	59 497	446 206	1 476 640
84807990	Other moulds for rubber plastics, not injections types	278 892	628 862	3 554 443	7 476 836
84811011	Sluice / gate valves with 5 cm ? internal diameter ? 40 cm	31 446	48 952	331 698	469 207
84811019	Other sluice / gate valves of iron or steel	56 153	118 663	1 440 203	2 929 101
84811021	Sluice / gate valves of copper/copper alloy an internal diameter<= 2,5 cm	24 180	57 801	313 191	944 806
84811022	Sluice / gate valves of copper/copper alloy an internal diameter >	170	252	6 845	7 314
84811091	Sluice / gate valves of plastics, 1 cm<=internal diameter<=2,5 cm	990	2 310	12 304	24 295
84811099	Other taps, cocks, valves & similar appliances for pipes, boiler shells, tanks, vats or the like	32 515	99 211	167 845	510 961
84812010	Sluice/gate valves for oleohydraulic or pneumatic transmissions 5 cm<=internal diameter<=40 cm	2 290	4 252	94 448	156 588
84812020	Sluice/gate valves of copper/alloy 1 cm ? int.diam ? 2,5 cmof plastics 1 cm<=int.diam<=2,5 cm for oleohydr/pneumatic	4 930	5 083	114 945	123 535
84812090	Other sluice/gate valves for oleohydraulic or pneumatic	257 825	558 304	5 450 999	11 615 117
84813010	Swing check-valves, of cast iron, with 4 cm<=an inlet of internal diameter ?60 cm	42 198	60 294	275 165	496 536
84813020	Swing check-valves of copper or copper alloys, with an internal diameter<= 2.5 cm	6 448	10 105	58 084	96 296
84813040	Swing check-valves of plastics, with 1 cm<=internal diameter<=2,5	7 749	15 788	173 789	377 243
84813090	Other swing check-valves, of cast iron, with 4 cm<=an inlet of internal diameter ?60 cm	141 277	378 624	1 662 293	4 203 440
84814010	Safety or relief valves of copper or copper alloys,with an internal diameter of<=2.5 cm	549	5 671	13 839	95 965
84814030	Safety or relief valves of plastics,with 1 cm<=internal diameter<=2,5	196	454	7 519	19 721
84814090	Other safety or relief valves	127 360	282 535	2 477 418	5 653 190
84818011	Valves for inner tubes of copper or copper alloys	130 526	235 318	1 407 442	2 507 195
84818012	Valves for inner tubes of other materials	89 955	175 926	825 021	1 515 666
84818013	Valves for tubeless tyres of copper or copper alloys	4 728	8 458	76 039	124 030
84818014	Valves for tubeless tyres of other materials	318 400	407 544	2 554 676	3 364 783
84818021	Liquefied Petroleum Gas (LPG) cylinder valves of copper or copper alloys with inlet/outlet internal diameters<=2.5 cm	60 859	143 081	762 433	4 847 903
84818022	Liquefied Petroleum Gas (LPG) cylinder valves of copper or copper	2 109	10 558	27 476	156 403
84818030	Cocks and valves, whether or not fitted with piezo-electric igniters,	98 512	392 434	632 719	2 778 409
84818040	Aerated or carbonated liquid bottle valves; valves for gas operated beer dispensing units	61 331	159 474	397 570	1 053 936
84818050	Mixing taps and valves	225 969	394 207	1 233 309	2 201 777
84818061	Manually operated gate valves of cast iron with 5 cm<=an internal	269 348	447 581	1 113 531	1 764 177
84818062	Other manually operated gate valves of cast iron	412 486	1 314 509	6 848 430	18 080 244
84818063	Other gate valves and butterrfly valves of cast iron	329 533	540 952	2 298 169	3 650 870
84818065	Other hog nipple waterers of plastics	62 662	97 762	336 857	974 344
84818066	Nipple joint valves with 1 cm ? internal diameter ? 2,5 cm	4 612	10 932	5 736	13 745
84818067	Other nipple joint valves	50 973	99 161	520 880	1 390 227
84818071	Ball valves of plastics with 1 cm<=internal diameter<=2,5 cm	42 180	97 907	285 574	516 980
84818072	Other ball valves of plastics	511 260	1 015 491	5 471 863	11 242 629
84818073	Gate valves, manually operated, of iron or steel with 5 cm<=an internal diameter<=40 cm	359 718	626 999	2 565 731	4 057 481
84818074	Gate valves, manually operated, of iron or steel with an internal diameter > 40 cm	2 086	8 930	12 660	46 176
84818077	Gate valves, manually operated, of iron or steel with an internal diameter < 5 cm	66 561	175 478	2 095 780	5 901 137
84818078	Manifold valves of plastics with 1 cm<=internal diameter<=2,5 cm	3	4	112	138

https://www.bps.go.id

H S	Uraian Komoditi/*Commodity Description*	Berat bersih/*Net weight* (Kg)		Nilai/*Value CIF* (US$)	
		Bulan ini *Current month*	Kumulatif *Cum. Jan. to date*	Bulan ini *Current month*	Kumulatif *Cum. Jan. to date*
84818079	Other manifold valves of plastics	62 050	92 791	574 099	1 096 490
84818081	Pneumatically controlled valves of plastics with 1 cm<=internal diameter<=2,5 cm	2 045	22 176	100 655	408 187
84818082	Other pneumatically controlled valves of plastics	71 496	160 153	1 293 382	2 565 798
84818085	Other valves of plastics with an inlet diameter < 1 cm	10 834	12 764	67 843	146 457
84818087	Fuel cut-off valves for vehicles of heading 8702, 8703/8704	1 311	2 823	73 345	109 018
84818088	Other fuel cut-off valves for vehicles of plastics	50 122	109 702	393 448	665 032
84818089	Other, manually operated, weighing ? 3 kg of steel/nickel	3 983	5 869	101 496	196 012
84818091	Water taps of copper or copper alloy, with an internal diameter<=2.5 cm	232 147	745 837	2 452 757	7 643 120
84818092	Fuel cut-off valves for vehicles of copper/alloy of heading 8702, 8703 or 8704	59 986	127 939	604 543	1 260 542
84818099	Other fuel cut-off valves for vehicles of copper/alloy	1 615 497	3 444 683	24 442 754	49 985 559
84819010	Housings for sluice or gate valves with inlet or outlet of 50 mm ?an internal diameter<=400 mm	98 951	192 741	633 376	1 436 503
84819021	Bodies, for water taps with internal diameter ? 25 mm	5 993	19 840	96 311	233 438
84819022	Bodies,for LPG cylinder valves with internal diamtr ? 25 mm	498	1 292	27 148	51 873
84819023	Other bodies for taps, cocks,valves,with internal diameter<=25 mm	43 595	92 852	149 662	333 314
84819029	Other parts for taps.cocks.valves,with internal diameter<=25 mm	70 573	102 034	537 140	1 302 977
84819031	Valve bodies or stems of inner tube/ tubeless tyre valves of copper or alloy copper	5 922	19 522	66 856	278 947
84819039	Valve bodies or stems of inner tube/ tubeless tyre valves of other materials	123 062	240 977	993 424	1 990 987
84819041	Valve cores of inner tube or tubeless tyre valves of copper or alloy copper	341	791	4 082	12 164
84819049	Valve cores of inner tube or tubeless tyre valves of other materials	70 747	118 582	1 832 102	2 808 563
84819090	Other parts of housing for sluice or gate valves	1 250 811	2 477 909	6 599 320	17 158 279
84821000	Ball bearings	2 409 783	5 015 130	17 115 950	37 579 703
84822000	Tapered roller bearings, including cone & tapered roller assemblies	1 075 933	1 500 723	5 842 404	11 787 346
84823000	Spherical roller bearings	227 730	453 061	2 535 402	5 258 400
84824000	Needle roller bearings	144 744	289 830	2 256 784	4 438 053
84825000	Other cylindrical roller bearings	309 246	534 189	3 926 598	7 044 286
84828000	Other, including combined ball/roller bearings	734 079	1 873 552	6 876 725	16 983 470
84829100	Parts of ball, needles and rollers	78 481	237 994	688 735	1 803 642
84829900	Other parts of ball, needles and rollers	734 293	1 570 469	6 155 430	12 763 202
84831010	Transmission shafts and cranks for machineryof heading 84.29 or 84.30	197 387	407 861	2 172 627	4 544 283
84831024	Cam shafts and crank shafts for engines of vehiclesof heading 8711	370 705	842 513	2 262 016	5 526 098
84831025	Other cam shafts and crank shafts for engines of vehicles of a cylinder capacity<=2000 cc	544 435	1 280 046	3 712 991	8 853 259
84831026	Other cam shafts and crank shafts for engines of vehicles of 2000 cc<cylinder capacity<=3000 cc	26 573	122 766	321 256	866 171
84831027	Other cam shafts and crank shafts for engines of vehicles of a cylinder capacity>3000 cc	24 535	43 704	270 317	496 506
84831031	Cam shafts and crank shafts for marine propulsion enginesof an output<=22.38 kW	5 982	6 147	52 699	53 699
84831039	Cam shafts and crank shafts for marine propulsion enginesof an output>22.38 kW	60 026	91 428	586 906	942 803
84831090	Other cam shafts and crank shafts for engines of vehicles	550 309	1 313 069	4 781 969	10 623 643
84832020	Bearing housings, incorporating ball or roller bearings for machinery of heading 8429 or 8430	1 201	56 062	40 295	422 394
84832030	Bearing housings, incorporating ball or roller bearings for engine and vehicles of chapter 87	17 883	27 679	144 169	258 646
84832090	Other bearing housings, incorporating ball/roller bearings	324 122	1 033 873	1 361 414	3 886 458
84833030	Bearing housings,not incorporating ball or roller bearings for engine and vehicles of chapter 87	235 646	495 821	2 323 102	4 978 999
84833090	Other bearing housings,not incorporating ball or roller bearings	298 743	549 301	5 386 800	10 104 578
84834020	Gears and gearing for marine vessels	124 661	439 328	1 879 014	2 699 512
84834030	Gears and gearing for machinery of heading 8429 or 8430	410 848	839 705	3 967 049	8 239 884
84834040	Gears and gearing for vehicles of chapter 87	282 127	644 927	2 965 465	6 576 209

https://www.bps.go.id

H S	Uraian Komoditi/*Commodity Description*	Berat bersih/*Net weight* (Kg)		Nilai/*Value CIF* (US$)	
		Bulan ini *Current month*	Kumulatif *Cum. Jan. to date*	Bulan ini *Current month*	Kumulatif *Cum. Jan. to date*
84834090	Other gears and gearing, transmission elements presented separately including torque converters :	1 453 820	2 984 369	10 990 590	22 436 074
84835000	Flywheels and pulleys, including pulley blocks	506 914	1 079 818	3 426 864	7 300 536
84836000	Clutches and shaft couplings (including universal joints)	503 614	1 059 330	4 295 277	9 223 371
84839011	Toothed wheels, chain sprockets and other transmissions fortractors of subheading 870110 or 870191 to 870195	941	4 086	6 641	21 954
84839013	Toothed wheels, chain sprockets and other transmissions forother tractors of heading 8701	792	2 772	20 914	50 958
84839014	Toothed wheels, chain sprockets and other transmissions forgoods of heading 8711	66 029	116 829	441 629	893 435
84839015	Toothed wheels, chain sprockets and other transmissions forother goods of chapter 87	14 795	36 087	242 627	582 210
84839019	Other parts of goods of transmission shafts (incl cam shaftand crank shafts) and cranks	242 250	565 163	1 851 468	3 849 600
84839091	Other toothed wheels, chain sprockets & other transmissionfor tractors of subheading 870110 or 870191 to 870195	1 840	2 159	63 297	79 615
84839093	Other toothed wheels, chain sprockets & other transmissionfor other tractors of heading 8701	1 914	3 803	99 017	150 640
84839094	Other toothed wheels, chain sprockets & other transmissionfor goods of heading 8711	7 141	41 897	55 612	177 776
84839095	Other toothed wheels, chain sprockets & other transmissionfor goods of chapter 87	16 422	55 879	399 234	735 413
84839099	Other toothed wheels, chain sprockets & other transmission	691 968	1 305 279	8 018 822	13 928 583
84841000	Gaskets and similar joints of metal sheeting combined withother material or of two or more layers of metal	366 892	807 364	4 663 157	10 591 253
84842000	Mechanical seals	170 870	396 068	5 592 443	12 897 996
84849000	Other gaskets and similar joints of metal sheeting combinedwith other material or of two or more layers of metal	237 279	973 888	3 833 350	8 265 386
84861010	Machines and apparatus for the manufacture of boules/wafers	75 075	187 888	104 727	273 400
84861030	Spin dryers for semiconductor wafer processing	490	995	19 463	21 579
84861050	Grinding, polishing and lapping machines for processing of semiconductor wafers	13	2 684	1 692	27 849
84861090	Other machines and apparatus for the manufacture of boulesor wafers	961	1 525	49 187	137 378
84862011	Chemical vapour deposition apparatus for semiconductorproduction for film formating equipment	4	4	6 389	6 389
84862019	Other machines and apparatus film formation equipment	0	3 498	0	99 000
84862031	Deflash machines;spraying appliances for etching,stripping or cleaning semiconductor wafers	1 206	1 206	4 660	4 660
84862033	Apparatus for wet etching, developing, stripping/cleaning semiconductor wafers	0	7	0	338
84862039	Other etching and stripping equipment	0	705	0	10 530
84862041	Direct write-on-wafer apparatus	11	11	643	643
84862051	Dicing machines for scribing/ scoring semiconductor wafers	0	415	0	2 404
84862059	Other equipment for developing exposed wafers	0	78	0	6 862
84862094	Inductance or dielectric furnaces and ovens for the manufacture of semiconductor devices on semiconductor wafers	0	1	0	115
84862099	Other lasercutters for cutting contacting tracks insemiconductor production by laser beam	2 062	3 114	77 978	178 074
84863020	Apparatus for wet etching, developing, stripping or cleaning flat panel displays	0	21	0	80
84863030	Chemical vapour deposition apparatus; spinners ; apparatus for physical deposition on flat panel display substrates	0	336	0	25 471
84863090	Machines for the manufacture of flat panel display	1 684	1 695	8 284	8 946
84864010	Focused ion beam milling machines to produce/repair masks and reticles for patterns on semiconductor devices	0	12 750	0	84 239
84864020	Die attach apparatus, tape automated, wire bonders and encapsulation equipment for the assembly of semiconductors	3 102	15 035	816 745	1 809 583
84864030	Moulds for manufacture of semiconductor devices	0	591	0	294 000
84864050	Photomicrographic microscopes for the handling and transport of semiconductor wafers or reticles	0	1	0	55

https://www.bps.go.id

I.3. IMPOR MENURUT KOMODITI / IMPORT BY HS COMMODITY
*** FEBRUARI / *FEBRUARY 2022* ***

H S	Uraian Komoditi/*Commodity Description*	Berat bersih/*Net weight* (Kg)		Nilai/*Value CIF* (US$)	
		Bulan ini *Current month*	Kumulatif *Cum. Jan. to date*	Bulan ini *Current month*	Kumulatif *Cum. Jan. to date*
84864090	Apparatus oth opt. stereoscopic, photomicrographic,electronbeam microscopes, pattern generating for trans. smcondctor	38	10 660	906	831 754
84869011	Parts and accessories of apparatus for rapid heating of semiconductor wafers	4	39	5 383	20 714
84869012	Parts and accessories of spin dryers for semiconductor wafer processing	1 444	1 531	2 197	2 317
84869013	Parts & acces of machines for removal of material,by laser/other light/photon beam in the prod. of smconductor wafers	0	103	0	5 522
84869014	Parts and accessories tool holders & self-opening dieheads for sawing monocrystal semiconductor bouls	222	551	33 797	62 374
84869015	Parts and accessories other than tool holders&self-openingdieheads machines for processing of semiconductor wafers	1 708	4 719	86 458	490 112
84869019	Other parts & access. of machines for sawing monocrystal semiconductor boules into slices, or wafers into chips	199	417	34 198	127 470
84869024	Parts and accessories tool holders & self-opening dieheads for spraying semiconductor wafers	1	2	151	185
84869025	Parts and accessories other than tool holders&self-openingfor spraying semiconductor wafers	387	726	43 444	86 912
84869026	Parts and accessories tool holders & self-opening dieheads for dicing machine semiconductor wafers	1 285	1 285	23 211	23 211
84869027	Parts and access. other than tool holders & self-opening dieheads for dicing machine semiconductor wafers	0	3	0	184
84869029	Parts & access. other than of resistance heated furnaces and ovens for the manufacture of semiconductor devices	1 817	2 100	60 103	67 029
84869032	Parts & accessories of tool holders & self-opening diehead apparatus for wet etching patterns on flat panel displays	0	4 558	0	93 453
84869033	Parts&access.other than of tool holder&selfopening diehead apparatus for wet etching patterns on flat panel displays	0	24	0	1 534
84869035	Parts & accessories of spinners for coating photosensitive emulsions on flat panel display substrates	0	2	0	800
84869036	Parts and accessories of apparatus for physical deposition on flat panel display substrates	12	12	2 377	2 377
84869039	Parts and access. of apparatus for wet etching other than chemical vapour, spinners&physical deposition on flat panel	0	62	0	613
84869041	Part& access. of focused ion beam milling mach. to produce/repair masks& reticles for patterns on semiconductor devices	9	9	6 716	6 716
84869042	Parts & acess. die attach apptus tape auto, wire bonders & encapsulation equipment for the assembly of semiconductors	272	1 569	7 159	98 858
84869043	Parts and accessories moulds for manufacture of semiconductor devices	0	1 029	0	5 539
84869044	Parts and accessories optical stereoscopic microscopes forthe handling&transport of semiconductor wafers or reticles	1	1	227	227
84869046	Parts & accessories pattern generating apparatus of a kind used for prod. Masks/reticles from photoresist coated substr	0	1	0	31
84869049	Parts&access. apptus oth than opt. stereoscopic, photo micrographic,microscopes,pattern generating for trans.Smcondctor	3 603	11 849	477 122	1 535 476
84871000	Ships or boats propellers & blades therefor not containingelect. connectors,insulators,coils, other elect. features	50 287	124 960	622 450	1 351 548
84879000	Propellers & blades not for ships or boats	213 072	441 902	7 239 501	10 187 091
85011021	Stepper motor DC of kind for AC,refrigerator,washing mach,electr. domestic appl.,storage water heater, output<=37,5 W	19 073	68 248	291 958	1 063 835
85011022	Stepper motor DC oth than for AC,refrigerator,washing mach,electr. domestic appl.,storage water heater, output <= 5 W	3 693	8 479	393 564	842 631
85011029	Stepper motor DC oth than for AC,refrigerator,washing mach,electr. dom. appl.,storage water heat, 5 W<output <=37,5 W	199 090	476 683	2 594 877	6 303 128
85011030	Spindle motors, output <= 37,5 W	3 338	30 696	78 654	178 243
85011041	Spindle motor DC of kind for AC,refrigerator,washing mach,electr. domestic appl.,storage water heater, output<=37,5 W	23 428	80 868	508 512	863 479
85011049	Spindle motor DC oth than for AC,refrigerator,washing mach,electr.	148 743	279 360	1 646 628	2 808 460
85011051	Other stepper motor (AC/DC) of kind for washing mach,electr.	11	2 307	192	6 943

https://www.bps.go.id

I.3. IMPOR MENURUT KOMODITI / IMPORT BY HS COMMODITY

***** FEBRUARI / *FEBRUARY 2022* *****

H S	Uraian Komoditi/*Commodity Description*	Berat bersih/*Net weight* (Kg)		Nilai/*Value CIF* (US$)	
		Bulan ini *Current month*	Kumulatif *Cum. Jan. to date*	Bulan ini *Current month*	Kumulatif *Cum. Jan. to date*
85011059	Other stepper motor (AC/DC) other than for AC, refrigerator, washing mach, electr. domestic appl.,storage water heater	42 043	51 899	105 945	218 192
85011060	Other spindle motors (AC/DC), output <= 37,5 W	129	1 393	30 195	40 106
85011091	Other spindle motor (AC/DC) for AC,refrigerator,washing machine,electr. domestic appl.,storage water heater	200 455	406 411	1 753 879	2 719 741
85011099	Other spindle motor (AC/DC) not for refrigerator,washing machine,AC,electr. domestic appl.,storage water heater	152 455	422 045	1 179 158	3 193 983
85012012	Universal AC/DC motors for AC,refrigerator,washing machine,electr. domestic appl.,storage water heater an output<=1 kW	151 530	427 928	876 665	2 221 956
85012019	Universal AC/DC motor oth than for AC,refrigerator,washing mach, electr. Dom. appl.,storage wtr heater an output<=1 KW	183 698	339 827	554 459	966 469
85012021	Universal AC/DC motors for AC,refrigerator,washing machine,electr. domestic appl.,storage water heater an output> 1 kW	5	32	1 179	6 968
85012029	Universal AC/DC motor oth than for AC,refrigerator,washing mach, electr. Dom. appl.,storage wtr heater an output> 1 kW	12 132	70 581	102 571	343 687
85013130	Other motor DC for AC,refrigerator,washing machine, elect. domestic appl.,storage water heater an ouput < = 750 W	9 313	45 570	130 643	432 228
85013140	Other motor DC oth than for AC,refrigerator,washng machine, elect.domestic appl.,storage water heater an ouput< = 750 W	396 917	848 345	3 680 181	8 281 726
85013150	Generators of an ouput < = 750 W	6 379	11 579	110 418	741 107
85013221	Other motor DC for AC,refrigerator,washing machine, elect. domestic appl.,storage water heater 750 < ouput <= 37,5 kW	14	1 446	453	86 305
85013222	Oth motor DC oth than for AC,refrigerator,washing machine, elect.dom. appl.,storage water heater 750< ouput<=37,5 kW	31 599	69 339	400 136	674 312
85013223	Generators DC, of 750 W <an ouput < = 37,5 kW	2 583	6 788	20 541	74 264
85013231	Other motor DC for AC,refrigerator,washing machine, elect. domestic appl.,storage water heater 37,5 kW<ouput <= 75 kW	2 131	8 371	32 878	119 792
85013232	Other motor DC oth than for AC,refrigerator,washng machine, elect.dom. appl.,storage water heater 37,5 kW<ouput<= 75 kW	5 764	9 685	75 072	103 147
85013233	Generators DC, of 37,5 kW < an ouput < = 75 kW	1 346	1 367	14 534	15 704
85013300	Other motor DC, 75 kW < an ouput <= 375 kW	22 994	25 797	333 843	384 770
85013400	Other motor DC, of an ouput > 375 kW	4 672	221 841	76 876	1 058 405
85014011	Oth motor AC Single-phase for AC,refrigerator,washing mach, elect.domestic appl.,storage water heater an ouput < = 1 kW	759 334	1 579 586	2 106 707	4 769 906
85014019	Oth mtr AC single-phase oth than for AC,refrig,washing mach elect.domestic appl.,storage water heater an ouput < = 1 kW	2 381 126	5 373 423	8 005 273	18 605 877
85014021	Oth motor AC Single-phase for AC,refrigerator,washing mach,elect.domestic appl.,storage water heater an ouput > 1 kW	498	3 166	32 094	145 904
85014029	Oth mtr AC single-phase oth than for AC,refrig,washing machelect.domestic appl.,storage water heater an ouput > 1 kW	614 522	1 542 415	2 258 550	6 527 864
85015111	Oth mtr AC multi-phase w/ output <=750W, used forrefrigerator, AC, wash mach, elect domestic app,water heater	10 821	11 736	43 094	58 854
85015119	Oth mtr AC multi-phase w/ output <=750W, used oth than forrefrigerator, AC, wash mach, elect domestic app,water heater	502 224	661 801	1 249 299	2 233 777
85015211	Oth mtr AC multi-phase w/ output <=1kW, used forrefrigerator, AC, wash mach, elect domestic app,water heater	47 373	53 157	244 083	293 819
85015219	Oth mtr AC multi-phase w/ output <=1kW, used oth than forrefrigerator, AC, wash mach, elect domestic app,water heater	204 584	457 839	983 466	2 278 110
85015221	Oth mtr AC multi-phase w/ 1kW<output<=37,5kW, used forrefrigerator, AC, wash mach, elect domestic app,water heater	23 121	34 995	104 264	143 543
85015229	Oth mtr AC multi-phase w/ 1kW<output<=37,5kW, used oth thanfor refrigeratr,AC,wash mach,elect domestic app,water heater	618 787	2 037 686	3 177 335	8 780 916
85015231	Oth mtr AC multi-phase w/ 37,5kW<output<=75kW, used forrefrigerator, AC, wash mach, elect domestic app,water heater	2 708	11 938	28 800	60 151
85015239	Oth mtr AC multi-phase w/ 37,5kW<output<=75kW, used oth thnfor refrigeratr,AC,wash mach,elect domestic app,water heater	317 161	648 848	1 591 358	3 045 384
85015300	Oth motor AC multi-phase of an output > 75 kW	902 212	1 287 644	7 128 130	9 963 568
85016110	Generator AC (altenators) of an ouput <= 12,5 kVA	67 419	169 020	312 770	626 683
85016120	Generator AC (altenators) of an ouput > 12,5 kVA	88 706	313 598	352 633	1 714 623
85016210	Generator AC (altenators) of 75 kVA < ouput <= 150 kVA	2 486	32 021	14 000	117 125
85016220	Generator AC (altenators) of 150 kVA < ouput <= 375 kVA	24 210	72 055	45 737	178 123

https://www.bps.go.id

I.3. IMPOR MENURUT KOMODITI / IMPORT BY HS COMMODITY

***** FEBRUARI / *FEBRUARY 2022* *****

H S	Uraian Komoditi/*Commodity Description*	Berat bersih/*Net weight* (Kg)		Nilai/*Value CIF* (US$)	
		Bulan ini *Current month*	Kumulatif *Cum. Jan. to date*	Bulan ini *Current month*	Kumulatif *Cum. Jan. to date*
85016300	Generator AC (altenators) of 375 kVA < ouput <= 750 kVA	11 857	11 857	61 621	61 621
85016400	Generator AC (altenators) of an ouput > 750 kVA	593 512	631 963	4 484 274	4 769 332
85021100	Generating sets (diesel or semi-diesel engines) of an output <=75	915 743	1 997 894	5 127 037	11 063 711
85021210	Generating sets (diesel or semi-diesel engines) of an 75 kVA < output <= 125 kVA	178 393	414 106	973 978	2 511 929
85021220	Generating sets (diesel or semi-diesel engines) of an 125 kVA <	336 182	1 097 537	2 376 028	7 478 051
85021320	Generating sets (diesel or semi-diesel engines) of an output > 12.500 kVA	27 521	35 211	357 220	407 796
85021390	Generating sets (diesel or semi-diesel engines) of an 375 kVA < output <= 12.500 kVA	6 454 594	7 718 606	27 735 227	41 251 425
85022010	Generating sets (gasoline engines) of an output <= 75 kVA	799 722	1 385 956	2 949 711	5 398 508
85022030	Generating sets (gasoline engines) of an 100 kVA < output <= 10.000 kVA	362 490	362 490	1 815 626	1 815 626
85022049	Generating sets (gasoline engines) of an 10.000 kVA < output < 12.500 kVA	66 100	145 001	285 434	398 048
85023110	Other generating sets wind-powered of an output<= 10MW	65	87	1 857	2 330
85023120	Other generating sets wind-powered of an output > 10MW	9	9	137	137
85023910	Other generating sets other-powered of an output <= 10 kVA	0	14	0	552
85023920	Other generating sets other-powered of 10 kVA <output<= 10.000	111 947	460 663	595 029	3 187 272
85023932	Other generating sets other-powered of an output >= 12.5000 kVA	2 076 133	2 134 696	15 802 980	16 499 820
85023939	Other generating sets other-powered of 10.000 kVA < output< 12.500 kVA	114 365	117 231	654 834	661 082
85024000	Electric rotary converters	126	485	18 469	47 525
85030020	Part of generators/sets for electric motor and electric generating/sets of an output >= 12.500 kVA	120 709	144 388	1 004 694	3 992 642
85030090	Part of generators/sets for electric motor and electric generating/sets of an output < 12.500 kVA	1 027 371	3 285 826	9 315 523	25 838 790
85041000	Ballasts for discharge lamps or tubes	97 159	99 685	519 234	555 985
85042111	Auto transformers with a power handling capacity ? 1 kVA and of a high side voltage of 110 kV or more	12 431	43 293	68 445	295 627
85042119	Oth instrument transformers with a power handling 1 kVA < capacity<=10 kVA and voltage of ? 110 kV	7 541	46 371	55 056	313 673
85042192	Oth instrument transformers with a power handling capacity > 10 kVA and of a high side voltage of ? 110 kV	8 158	8 158	100 100	100 100
85042193	Oth Instrument transformers with a power handling capacity > 10 kVA and 66 kV<=voltage < 110 kV	20	20	4 952	4 952
85042199	Oth Instrument transformers with a power handling capacity ? 650 kVA	27 753	37 413	342 945	502 733
85042211	Auto transformers with a power handling capacity > 650 kV and voltage<=10.000 kV	0	170	0	3 542
85042219	Oth auto transformers with high side voltage ? 66 kV	136 131	274 686	677 371	2 016 640
85042292	Oth auto transformers with high side voltage ? 110 kV	0	34 176	0	419 145
85042293	Liquid dielect. transfmers,650kVA> power capacity <=10.000 kVA unauto step-voltage regulators, 66 kV=<voltage<110kV	65	65	680	680
85042299	Liquid dielect. transfmers,650kVA<power capacity <=10.000 kVA unauto step-voltage regulators, voltage<66 kV	51 608	107 907	334 326	605 420
85042310	Liquid dielectric transformers,10.000 kVA<power capacity<=15.000 kVA	63 482	63 482	351 818	351 818
85042321	Liquid dielectric transformers,15.000 kVA<power capacity<=20.000 kVA	0	357 950	0	1 200 080
85042329	Liquid dielectric transformers, power capacity>30.000 kVA	671 663	2 169 587	3 967 920	12 645 378
85043111	Instrument potential transformers, power capacity<=1kVA,voltage >=110 kV	10 169	54 206	369 194	1 128 635
85043112	Instrument potential transformers, power capacity<=1kVA,66 kV>= voltage< 110 kV	0	2 981	0	25 021
85043113	Instrument potential transformers, power capacity<=1kVA,1 kV>= voltage<66 kV	80 661	80 715	642 469	643 349
85043119	Instrument potential transformers, power capacity <=1 kVA, voltage < 1kVA	13 043	47 805	326 884	1 142 345

https://www.bps.go.id

I.3. IMPOR MENURUT KOMODITI / IMPORT BY HS COMMODITY

***** FEBRUARI / *FEBRUARY 2022* *****

H S	Uraian Komoditi/*Commodity Description*	Berat bersih/*Net weight* (Kg)		Nilai/*Value CIF* (US$)	
		Bulan ini *Current month*	Kumulatif *Cum. Jan. to date*	Bulan ini *Current month*	Kumulatif *Cum. Jan. to date*
85043121	Instrument current transformer ring type,pwr capacity<=1kVA110 kV>= voltage< 220 kV	6 147	9 471	85 713	124 071
85043122	Instrument current transformer ring type,pwr capacity<=1kVAvoltage>= 220 kV	668	32 107	11 644	258 212
85043124	Instrument current transformers,power capacity<=1 kVA,1 kV>= voltage<66 kV	2 656	30 481	50 712	278 457
85043129	Instrument current transformers,power capacity<=1 kVA,voltage<1kV	6 265	44 355	88 138	542 917
85043130	Flyback transformers, power capacity<=1 kVA	11 924	26 769	296 535	1 108 860
85043140	Intermediate frequency transformers, power capacity<=1 kVA	6 187	36 262	175 048	687 768
85043191	Transformers of a kind used with toys, scale models or similar recreational models, power capacity<=1.000 kVA	4 907	9 369	202 822	374 879
85043192	Others matching transformers, power capacity<=1 kVA	11 061	38 095	253 690	1 204 215
85043193	Step up/down transformers; slide regulators, power capacity <=1.000 kVA	3 806	4 493	409 636	510 212
85043199	Transformers other than used with toys,scale/similar modelsnot matching&step up/down transf; power capacity<=1.000 kVA	62 092	506 654	1 183 070	3 979 707
85043211	Instrument matching transformers (potential&current),1.000	248	382	4 582	5 562
85043219	Instrument not matching transformers (potential&current),1.000 kVA<power capacity<=5.000 kVA	3 253	3 689	148 880	162 815
85043220	Transformers of a kind used with toys, scale models or siml recreational models, 1.000 kVA<pwr.cap<=5.000 kVA	544	1 812	12 154	57 103
85043230	Other transformers, having a minimum frequency of 3 MHz,1.000 kVA<power capacity<=5.000 kVA	297	742	3 538	8 928
85043241	Matching transformers, 5kVA<power capacity<=10kVA	2	2	36	36
85043249	Other matching transformers, 5kVA<power capacity<=10kVA	321	327	7 769	8 169
85043259	Other matching transformers, 10kVA<power capacity<=16kVA	1 068	2 361	21 699	33 590
85043311	Matching transformers, 16kVA<power capacity<=500kVA,voltage>=66kV	1 764	1 783	19 941	20 874
85043319	Other matching transformers, 16kVA<power	3 616	8 471	17 767	95 079
85043391	Matching transformers, 16kVA<power capacity<=500kVA,voltage<66kV	0	168	0	3 681
85043399	Other matching transformers, 16kVA<power capacity<=500kVA,voltage<66kV	18 311	28 347	447 976	649 689
85043412	Explosion proof dry type transformers, voltage>= 66 kV10.000	0	21 729	0	55 307
85043413	Other matching transformers, not explosion proof dry type,10.000	17 999	18 003	115 259	117 387
85043414	Matching transformers,10.000 kVA<power capacity<=15.000 kVAvoltage<66kV	0	76	0	235
85043416	Other matching transformers, not explosion proof dry type,10.000 kVA<power capacity<=15.000 kVA, voltage<66kV	26 261	94 047	158 649	642 135
85043423	Explosion proof dry type transformers,Pwr.cap>15.000 kVA,voltage>=66kV	0	1	0	37
85043424	Other matching transformers, not explosion proof dry type,power capacity>15.000 kVA, voltage>=66kV	0	2 284	0	25 239
85043425	Matching transformers, power capacity>15.000 kVA,voltage<66kV	18	18	344	344
85043429	Other matching transformers, not explosion proof dry type, power capacity>15.000 kVA, voltage<66kV	360 118	589 889	2 160 284	3 390 434
85044011	Uninterruptible power supplies (UPS), automatic data processing machines & units thereof, telecomm. apparatus	337 882	662 492	3 327 130	6 252 232
85044019	Uninterruptible power supplies (UPS), not automatic data processing machines & units thereof, telecomm. apparatus	417 299	1 171 828	8 896 500	24 070 576
85044020	Battery chargers having a rating exceeding 100 kVA	208 701	457 148	2 335 819	3 925 508
85044030	Other rectifiers	201 945	509 945	2 317 720	5 088 797
85044040	Inverters	343 425	795 217	3 988 142	10 297 989
85044090	Static converters other than UPS,battery chargers,invertersrectifiers	942 113	2 736 929	12 952 937	32 948 206
85045010	Inductors for power supplies for automatic data processing machines & units thereof, & telecommunications apparatus	130 514	257 754	3 749 131	8 651 958
85045020	Chip type fixed inductors	55 270	99 032	1 931 927	3 857 726
85045093	Inductors power capacity <= 2.500 kVA	17 009	42 912	521 995	1 319 043
85045094	Inductors, 2.500 kVA> power capacity <=10.000 kVA	318	1 413	8 280	12 454
85045095	Inductors power capacity > 10.000 kVA	11 450	90 228	136 026	793 427

https://www.bps.go.id

I.3. IMPOR MENURUT KOMODITI / IMPORT BY HS COMMODITY

***** FEBRUARI / *FEBRUARY 2022* *****

H S	Uraian Komoditi/*Commodity Description*	Berat bersih/*Net weight* (Kg)		Nilai/*Value CIF* (US$)	
		Bulan ini *Current month*	Kumulatif *Cum. Jan. to date*	Bulan ini *Current month*	Kumulatif *Cum. Jan. to date*
85049010	Parts of ballasts for discharge lamps or tubes	4 301	5 950	62 398	103 555
85049020	Printed circuit assemblies for UPS/power supplies inductors automatic data processing machines & telecomm. apparatus	70 831	608 049	1 835 677	3 167 720
85049031	Radiator panels;flat tube radiator for distribution andpower transformers, power capacity <=10.000 kVA	19 478	103 864	89 410	300 113
85049039	Other radiator panels;flat tube radiator for distribution and power transformers, capacity <=10.000 kVA	35 996	92 648	406 863	715 022
85049041	Radiator panels;flat tube radiator for distribution andpower transformers, power capacity>10.000 kVA	26 978	30 854	70 755	116 039
85049049	Other radiator panels;flat tube radiator for distributionand power transformers, power capacity>10.000 kVA	57 714	133 625	167 336	390 353
85049090	Parts of; other than ballast,UPS,inductors,and transformers	356 281	940 437	5 993 420	10 484 930
85051100	Permanent magnets and articles intended to become permanentmagnets after magnetisation of metal	221 900	414 251	1 796 488	4 376 916
85051900	Permanent magnets and articles intended to become	541 665	1 183 669	2 825 586	6 083 172
85052000	Electro-magnetic couplings, clutches and brakes	49 089	84 377	363 676	811 632
85059000	Other than permanent magnets,electro-magnetic couplings,clutches and brakes, including parts	93 670	273 340	1 015 775	3 155 634
85061010	Primary cells and primary batteries Manganese dioxidehaving an external volume <= 300 cm3	171 434	396 005	797 501	1 635 494
85061090	Primary cells and primary batteries Manganese dioxidehaving an external volume > 300 cm3	843	74 681	19 104	261 372
85063000	Primary cells and primary batteries Mercuric oxide	5	14	47	160
85064000	Primary cells and primary batteries Silver oxide	12 873	20 465	348 811	1 356 597
85065000	Primary cells and primary batteries Lithium	21 982	39 884	1 611 034	2 566 965
85066010	Primary cells and primary batteries Air-zinchaving an external	266	268	20 871	22 044
85066090	Primary cells and primary batteries Air-zinchaving an external volume > 300 cm3	11 545	47 732	346 996	1 169 243
85068010	Other primary cells and primary batteries zinc-carbon,having an external volume <= 300 cm3	9 152	68 174	42 185	252 731
85068091	Other primary cells and primary batteries not zinc-carbon,having an external volume <= 300 cm3	166	9 640	14 495	30 354
85068099	Other primary cells and primary batteries not zinc-carbon,having an	102 240	280 134	1 264 811	3 340 476
85069000	Parts of primary cells and primary batteries.	380 695	823 410	5 001 622	10 238 642
85071010	Lead-acid accumulators,of a kind used for starting piston engines of	265	11 722	34 434	68 937
85071092	Lead-acid accumulators,used starting piston engines fornot aircraft,voltage 6V/12V,capacity<=200AH,height<=13cm	329 724	771 467	704 589	1 800 369
85071095	Lead-acid accumulators,used starting piston engines fornot	1 000 460	2 161 271	3 034 979	6 349 796
85071096	Lead-acid accumulators,used starting piston engines fornot aircraft,voltage 6V/12V,capacity<=200AH,height>23cm	39 196	167 176	121 720	552 115
85071097	Lead-acid accumulators,used starting piston engines fornot aircraft,voltage 6V/12V,capacity>200AH,height<=13cm	77 609	129 744	168 325	277 414
85071098	Lead-acid accumulators,used starting piston engines fornot	26 778	66 644	105 465	270 530
85071099	Lead-acid accumulators,used starting piston engines fornot	721 854	1 941 584	2 014 119	5 676 988
85072010	Other lead-acid accumulators,of a kind used for starting piston engines of a kind used for aircraft	5	10 379	2 131	55 837
85072094	Oth lead-acid accumulators,used starting piston engines fornot aircraft,voltage 6V/12V,capacity<=200AH,height<=13cm	390 285	1 481 596	1 292 353	4 126 292
85072095	Oth lead-acid accumulators,used starting piston engines fornot aircraft,voltage6V/12V,capacity<=200AH,13cm<height<=23cm	234 042	531 168	656 225	1 705 414
85072096	Oth lead-acid accumulators,used starting piston engines fornot aircraft,voltage 6V/12V,capacity<=200AH,height>23cm	32 950	91 965	184 199	547 730
85072097	Oth lead-acid accumulators,used starting piston engines fornot aircraft,voltage 6V/12V,capacity>200AH,height<13cm	48 911	140 169	385 827	1 766 322
85072098	Oth lead-acid accumulators,used starting piston engines fornot aircraft,voltage6V/12V,capacity>200AH,13cm<height<=23cm	113 005	173 935	373 333	572 812
85072099	Oth lead-acid accumulators,used starting piston engines fornot	907 004	1 901 389	3 787 129	7 357 404
85073010	Nickel-cadmium accumulators of a kind used for aircraft	35	171	35 022	90 612
85073090	Nickel-cadmium accumulators of a kind used for not aircraft	99 869	133 208	934 139	1 160 686
85074090	Nickel-iron accumulators of a kind used for not aircraft	273	4 230	7 007	89 803

https://www.bps.go.id

I.3. IMPOR MENURUT KOMODITI / IMPORT BY HS COMMODITY

***** FEBRUARI / *FEBRUARY 2022* *****

H S	Uraian Komoditi/*Commodity Description*	Berat bersih/*Net weight* (Kg)		Nilai/*Value CIF* (US$)	
		Bulan ini *Current month*	Kumulatif *Cum. Jan. to date*	Bulan ini *Current month*	Kumulatif *Cum. Jan. to date*
85075090	Nickel-metal hydride accumulators of a kind used fornot aircraft	3 625	11 782	72 523	219 929
85076010	Lithium-ion accumulators of a kind used for laptopsincluding notebooks and subnotebooks	39 519	90 757	235 636	568 436
85076020	Lithium-ion accumulators of a kind used for aircraft	641	717	14 407	19 726
85076090	Lithium-ion accumulators of a kind used not for aircraft,laptops including notebooks and subnotebooks	679 845	1 632 772	31 087 184	66 313 039
85078010	Accumulators oth than lead-acid,nickel-cadmium,nickel-iron,nickel-metal hydride,lithium-ion for aircraft	9	11	5 213	6 723
85078020	Accumulators oth than lead-acid,nickel-cadmium,nickel-iron,nickel-metal hydride,lithium-ion for laptops/notebooks	921	14 082	2 868	22 783
85078090	Accumulators other than nickel-cadmium/iron/metal hydride,lead-acid,lithium-ion not for aircraft & laptops/notebooks	216 983	435 980	1 059 652	2 012 635
85079011	Plates of lead-acid accumulators for not aircraft	57 066	175 072	178 059	579 745
85079019	Accumulator plates of nickel-cadmium/iron/metal hydride,lithium-ion,etc for not aircraft	315	26 274	7 174	74 818
85079091	Parts of accumulators not plates,of a kind used for aircraft	0	3	0	214
85079092	Battery separators, ready for use, of materialsother than poly(vinyl	84 124	164 197	453 574	875 130
85079093	Parts of lead-acid accumulators for not aircraft, unplates	1 614	3 527	32 302	73 921
85079099	Accumulator parts of nickel-cadmium/iron/metal hydride,lithium-ion,etc for not aircraft, unplates	82 439	254 931	576 365	1 461 485
85081100	Vacuum cleaner self-contained electric motor, power<=1.5KWand dust bag or receptacle capacity<=20L	153 020	408 006	2 069 904	4 365 005
85081910	Vacuum cleaner self-contained electric motor, power>1.5KW &dust bag/receptacle capacity>20L for domestic use	30 826	115 042	209 717	650 054
85081990	Vacuum cleaner self-contained electric motor, power>1.5KW &dust bag/receptacle capacity>20L for not domestic use	10 970	31 568	44 164	151 817
85086000	Vacuum cleaner with out self-contained electric motor	32 961	100 127	171 141	623 032
85087010	Parts of vacuum cleaner with self-contained electric motorfor domestic use	5 122	10 102	105 585	165 351
85087090	Parts of vacuum cleaner with out self-containedelectric motor for not domestic use	113 029	205 304	762 202	1 594 709
85094000	Food grinders and mixers;fruit/vegetable juice extractorswith self-contained electric motor	97 055	288 301	760 964	2 034 171
85098010	Floor polishers with self-contained electric motor	6 225	16 423	47 366	114 396
85098020	Kitchen waste disposers with self-contained electric motor	45	186	340	1 601
85098090	Elect.mech.domestic oth than vacuum cleaner,floor	142 188	382 830	825 012	3 926 727
85099010	Parts of floor polishers with self-contained electric motor	1 439	2 428	10 231	99 762
85099090	Parts of vacuum cleaner,grinder,mixer,juice extractor,kitchen waste disposers	357 502	1 054 349	1 997 762	6 316 054
85101000	Shavers with self-contained electric motor.	15 105	54 617	53 153	302 159
85102000	Hair clippers with self-contained electric motor.	108 057	184 297	458 690	630 586
85103000	Hair-removing appliances with self-contained electric motor	7 638	19 258	27 598	100 751
85109000	Parts of Shavers,hair clippers & hair-removing appliances,with self-contained electric motor.	32 542	62 004	3 223 501	6 792 281
85111010	Sparking plugs of a kind suitable for aircraft engines	17	94	42 367	75 417
85111020	Sparking plugs of a kind suitable for motor vehicle engines	166 957	335 716	1 915 886	4 214 099
85111090	Sparking plugs of a kind suitable for not motor vehicle andaircraft engines	111 681	252 114	463 575	1 013 277
85112010	Ignition magnetos, magneto-dynamos, magnetic flywheels ofa kind suitable for aircraft engines	0	8	0	144
85112021	Ignition magnetos, magneto-dynamos, magnetic flywheels ofa kind suitable for motor vehicle engines unassembled	19 163	61 426	240 717	685 374
85112029	Ignition magnetos, magneto-dynamos, magnetic flywheels ofa kind suitable for motor vehicle engines assembled	44 693	157 985	253 898	1 032 655
85112091	Ignition magnetos, magneto-dynamos, magnetic flywheels ofsuitable for not motor vehicle&aircraft engines unassembled	1 746	1 827	3 516	4 566
85112099	Ignition magnetos, magneto-dynamos, magnetic flywheels ofsuitable for not motor vehicle&aircraft engines assembled	36 078	82 745	120 998	231 612
85113030	Distributors, ignition coils of a kind suitablefor aircraft engines	68	68	548	548

https://www.bps.go.id

I.3. IMPOR MENURUT KOMODITI / IMPORT BY HS COMMODITY

***** FEBRUARI / *FEBRUARY 2022* *****

H S	Uraian Komoditi/*Commodity Description*	Berat bersih/*Net weight* (Kg)		Nilai/*Value CIF* (US$)	
		Bulan ini *Current month*	Kumulatif *Cum. Jan. to date*	Bulan ini *Current month*	Kumulatif *Cum. Jan. to date*
85113041	Distributors, ignition coils of a kind suitablefor motor vehicle engines unassembled	35 518	73 092	686 677	1 744 599
85113049	Distributors, ignition coils of a kind suitablefor motor vehicle	101 056	315 733	866 859	2 025 907
85113091	Distributors, ignition coils of a kind suitable for notmotor vehicle	606	1 277	10 165	23 704
85113099	Distributors, ignition coils of a kind suitable for notmotor vehicle	89 427	182 078	670 544	1 622 326
85114010	Starter motors and dual purpose starter-generators ofa kind	39	47	57 277	57 911
85114021	Unassembled starter motors for engines of bus,go-kart,ATV, ambulance, sedan,motor-homes,van,dumper,truck,lorrie,&similar	1 130	49 176	12 486	176 407
85114029	Unassembled starter motors for other than bus,go-kart, ATV, ambulance,sedan,motor-homes,van,dumper,truck,lorrie,&similar	73 189	104 643	327 949	509 678
85114031	Assembled starters motor for engine ofvehicles of tractors	4 386	11 501	146 105	339 983
85114032	Assembled starters motor for engine ofvehicles of car transport person/goods	114 036	254 193	1 450 340	3 306 006
85114033	Assembled starters motor for engine ofvehicles of special cars	7	82	618	2 648
85114091	Other starter motor for engine of transpcars person/goods,spesial purpose vhcle	15 087	15 634	101 980	111 797
85114099	Other starter motor assembled	131 195	319 307	1 419 835	3 204 471
85115010	Other generator of a kind used foraircraft engines unassembled	0	33	0	63 010
85115021	Other generators unassembled for vehicleengine of car, transport & special car	3 603	21 867	52 462	109 539
85115029	Other unassembled alternators	20 344	28 321	51 001	109 690
85115031	Assembled alternators for engine vehicletractors	2 245	3 134	139 341	182 816
85115032	Assembled alternators for engine vehicletransportation for person/goods	172 915	387 607	1 792 685	3 954 469
85115033	Assembled alternators for engine vehicleof special purpose motor vehicle	0	39	0	1 796
85115091	Other generators for engine vehicle oftransportat'n person/goods, spec. prpose	598	767	4 579	6 704
85115099	Other generators	46 966	111 339	670 202	1 324 770
85118020	Other equipment of electrical ignitiona kind used for motor vehicle engine	57 686	185 888	526 828	1 493 771
85118090	Other equipment of electrical ignition	13 471	40 358	193 280	367 023
85119010	Parts of goods of elect ignition for useaircraft engines	25	43	193	8 011
85119020	Parts of goods of elect ignition for usevehicle engine	351 393	930 755	4 142 537	10 671 275
85119090	Parts of goods of elect ignition for usenot for aircraft or vehicle engine	43 864	101 678	430 411	1 011 019
85121000	Lighting or visual signalling equipment of a kind used on bicycles	16 426	38 615	52 702	164 512
85122020	Unassembled lighting/visual signalingequipment	219 043	533 243	2 766 078	6 646 764
85122091	Other lighting/visual signalling equip.for motorcycles	326 661	631 154	2 534 053	3 506 533
85122099	Other lighting/visual signalling equip.	770 456	1 587 155	8 402 655	19 112 482
85123010	Horns and serenes, assembled	113 567	303 679	849 808	2 115 207
85123020	Unassembled sound signalling equipment	23 135	87 886	664 538	1 489 670
85123091	Other sound signal equip.obstacle detectdevice for vehicles	24 438	59 121	1 251 188	2 294 854
85123099	Other sound signalling equipment	20 270	43 866	233 701	538 948
85124000	Windscreen wiper, defroster & demisters	178 272	381 467	1 473 294	3 076 107
85129010	Parts of goods of lighting or vis. light	63 996	152 104	190 966	485 345
85129020	Parts of goods of lighting, sound signalor windscreen wpers, defroster&demisters	312 346	635 182	7 917 403	14 973 026
85131030	Minersí helmet lamps and quarrymenís lamps	79 823	155 929	172 977	455 067
85131090	Other portable electirc lamps	341 387	1 082 129	1 731 229	5 633 019
85139010	Part of portable elect lamp of miner'shelmet or quarrymen's lamp	17	54	38	114
85139030	Parts of flashlights reflectors; switchsliders of plastics	4 057	6 499	13 196	25 238
85139090	Oth part of portable elect lamp designed	22 785	28 553	81 491	131 283
85141000	Resistance heated furnaces and ovens	4 206 251	7 433 631	10 415 727	20 030 741
85142020	Electric furnaces or ovens for the mnfcrof printed circuit board/assembles	432	1 981	2 250	5 708
85142090	Oth furnaces/oven function by inductionor dielectric loss	151 664	173 380	1 445 610	2 291 811
85143020	Oth elect furnace/oven for the manufactrof printed circuit board/assembles	91	2 567	312	91 661
85143090	Other furnaces and ovens	12 732 037	13 825 907	41 905 938	48 557 619

https://www.bps.go.id

I.3. IMPOR MENURUT KOMODITI / IMPORT BY HS COMMODITY

***** FEBRUARI / *FEBRUARY 2022* *****

H S	Uraian Komoditi/*Commodity Description*	Berat bersih/*Net weight* (Kg)		Nilai/*Value CIF* (US$)	
		Bulan ini *Current month*	Kumulatif *Cum. Jan. to date*	Bulan ini *Current month*	Kumulatif *Cum. Jan. to date*
85144000	Oth equipment for the heat treatment ofmaterials by induction/dielectric loss	13 204	113 208	270 664	1 314 503
85149020	Part of industrial/laboratory electricfurnaces/oven for manufact.of	129 546	439 527	1 033 155	2 314 643
85149090	Other industrial/lab.elec. furnaces andovens incl.by induction or dielect.loss	2 242 201	6 623 751	7 841 794	16 597 110
85151100	Soldering irons and guns	48 087	94 071	137 836	250 264
85151910	Mach and app for soldering component onPCB/printed wiring	254	11 031	14 824	394 384
85151990	Other brazing/soldering machines andapparatus	30 809	70 552	343 723	1 473 097
85152100	Mach and app for resistance welding ofmetal, fully or partly automatic	199 167	521 135	1 563 443	4 181 651
85152900	Mach and app for resistance welding ofmetal, non-automatic	25 418	97 275	162 340	582 807
85153100	Mach and app for arc welding of metal,fully or partly automatic	41 452	88 552	378 844	649 772
85153910	AC arc welders, transformer type,non- automatic	6 841	19 383	37 019	67 576
85153990	Oth machine and apparatus for arcwelding of metals, not automatic	278 338	847 877	2 285 314	7 276 699
85158010	Electric mach & app for hot spraying of metals/sintered metal	1 594	9 010	44 059	96 797
85158090	Oth electric mach & app for hot spraying of metals/sintered metal carbides	44 908	121 661	993 819	1 970 266
85159010	Parts of AC arc welder, transformer type	10 127	21 105	76 588	207 675
85159020	Part of mach&app for soldering componenton PCB/printed wiring boards	4 081	12 435	131 642	389 804
85159090	Oth electric machines & apparatus	101 566	284 762	1 401 865	4 291 223
85161011	Water dispenser fitted only with water heater, for domestic use	2 262	6 765	18 084	43 581
85161019	Water dispenser fitted only with water heater, oth than for domestic use	329 827	680 509	2 406 123	4 423 065
85161030	Electric immersion water heaters	14 767	38 037	108 515	300 576
85162100	Storage heating radiators	509	752	2 217	8 732
85162900	Oth electric space heating apparatusand electric soil heating apparatus	52 702	102 952	199 935	503 296
85163100	Hair dryers	59 395	141 249	439 856	1 272 925
85163200	Other hair-dressing apparatus	142 937	281 050	1 113 603	2 054 445
85163300	Hand-drying apparatus	4 781	20 768	126 429	239 189
85164010	Elect. smoothing irons of kind designedto use steam from the indust boilers	19 409	43 362	339 671	817 621
85164090	Other electric smoothing irons	146 401	238 622	1 843 878	2 962 477
85165000	Microwave ovens	88 180	455 015	405 317	2 000 460
85166010	Rice cooker	700 003	1 285 251	5 132 735	9 237 749
85166090	Other ovens;cookers, cooking plates, boiling rings,	369 855	1 047 518	1 866 096	5 997 150
85167100	Coffee or tea makers	66 724	168 518	593 557	1 462 030
85167200	Toasters	44 558	63 365	294 024	423 982
85167910	Kettles , electro-thermic appliances	31 404	81 242	217 726	324 686
85167990	Other electro-thermic appliances	150 328	296 757	1 085 331	2 224 872
85168010	Electric heating resistor for type-founding or type-setting	1 603	7 659	127 460	222 747
85168030	Electric heating resistors for domestic appliances	64 599	130 159	394 076	803 365
85168090	Other electric heating resistors	101 975	173 954	1 376 056	2 799 903
85169021	Sealed hotplates for domestic appliances	19 886	167 022	71 172	595 945
85169029	Sealed hotplates for other than domestic appliances	903 859	2 422 359	5 705 903	13 272 576
85169030	Part of goods of electric instantaneous or storage water heaters	81 229	242 418	790 812	2 180 293
85169040	Part of electric heating resistors for type-founding	7	3 153	2 140	33 315
85169090	Other part of goods of electric instantaneous	206 413	548 362	4 289 733	9 354 725
85171100	Line telephone sets with cordless handsets	4	49	143	3 540
85171200	Telephones for cellular networks or for other wireless	70 181	162 111	49 624 208	211 340 211
85171800	Other telephone sets, including telephones	27 304	69 139	200 605	497 377
85176100	Base stations, apparatus for communication in a wired or	303 110	654 873	20 847 253	40 379 087
85176210	Radio transmitters and radio receivers of a kind used for	16 431	26 385	565 806	831 212
85176221	Control and adaptor units, including gateways and routers	23 878	59 813	3 379 827	8 802 034
85176229	Other units of automatic data processing machines other	7 409	23 498	3 616 280	6 779 787
85176230	Aparatus pemindah saluran teleponi atau telegrafi	28 213	41 448	780 180	1 089 532
85176241	Modems including cable modems and modem cards	2 742	16 800	720 370	951 149
85176242	Concentrators or multiplexers apparatus for carrier-current	2 759	6 322	2 793 482	4 760 587
85176249	Other apparatus for carrier-current line systems or	472 736	942 079	35 956 313	75 206 284

https://www.bps.go.id

I.3. IMPOR MENURUT KOMODITI / IMPORT BY HS COMMODITY

***** FEBRUARI / *FEBRUARY 2022* *****

H S	Uraian Komoditi/*Commodity Description*	Berat bersih/*Net weight* (Kg)		Nilai/*Value CIF* (US$)	
		Bulan ini *Current month*	Kumulatif *Cum. Jan. to date*	Bulan ini *Current month*	Kumulatif *Cum. Jan. to date*
85176251	Wireless LANs	57 228	108 634	3 654 540	6 895 819
85176252	Transmission and reception apparatus of a kind used for	2 273	2 424	556 985	629 116
85176253	Other transmission apparatus for radio-telephony or	37 323	81 949	2 940 025	8 356 204
85176259	Other transmission apparatus incorporating reception	22 098	27 528	1 676 536	1 779 334
85176261	Other transmission apparatus for radio-telephony or	4 067	7 951	253 035	450 050
85176269	Other transmission apparatus for other than radio-telephony	87 916	89 894	8 544 322	13 274 581
85176291	Portable receivers for calling, alerting or paging	1 532	1 560	149 350	164 955
85176292	Portable receivers for calling, including pagers	13 410	21 055	159 855	323 276
85176299	Other portable receivers for calling, alerting or paging	84 389	214 237	6 303 054	17 786 743
85176900	Other machines for the reception, conversion & transmission	52 609	108 306	65 697 486	67 219 666
85177010	Part of control and adaptor units including gateways,	13 421	37 392	1 427 863	2 887 452
85177021	Part of transmission aparatus, portable receivers for	506 142	1 314 833	191 413 729	409 445 716
85177029	Oth part of transmission aparatus, portable receivers for	284 568	788 441	5 090 722	16 194 525
85177031	Part of other printed circuit boards, assembled	59 956	173 217	20 171 413	59 675 057
85177032	Part of other printed circuit boards, assembled	140	832	35 400	206 792
85177039	Part of other printed circuit boards, assembled	127 449	298 616	13 417 177	28 480 480
85177040	Part of Aerials or antennae of a kind used with apparatus	121 561	283 460	4 707 125	10 771 984
85177091	Part of other apparatus for transmission/reception of voice	855	1 069	97 216	678 407
85177092	Part of other apparatus for transmission/reception of voice	43 990	65 202	2 014 577	3 997 526
85177099	Other part of other apparatus for transmission/reception of	115 915	508 794	6 950 077	28 507 963
85181011	Microphones frequency range of 300 Hz-3,400 Hz,diameter	6 810	18 661	176 366	565 190
85181019	Other microphones, whether or not with their stands	300 621	614 720	2 125 933	4 869 642
85181090	other microphones and stands therefor	162 904	351 182	1 020 255	2 160 051
85182110	Box speaker type, single loudspeakers, mounted in	33 983	83 224	358 406	1 125 811
85182190	Other single loudspeakers, mounted in their enclosures	22 132	71 986	301 112	661 540
85182210	Box speaker type, multiple loudspeakers, mounted in	204 676	597 830	1 312 166	3 761 843
85182290	Other multiple loudspeakers, mounted in the same enclosure	11 375	18 641	167 748	240 686
85182920	Loudspeakers, without enclosure, frequency range of	40 766	144 137	572 614	1 906 429
85182990	Loudspeakers, whether or not mounted in their	433 156	903 080	3 384 392	6 953 894
85183010	Headphone	95 762	219 725	1 720 388	3 317 611
85183020	Earphone	353 692	869 013	3 269 882	9 323 013
85183040	Line telephone handsets	1 032	1 631	2 647	3 684
85183051	Other combined microphone/speaker sets :	2 731	6 443	130 575	608 903
85183059	Other combined microphone/speaker sets	31 927	88 029	868 325	3 083 264
85183090	Other headphones & earphones, combine or not w/ microphone	47 582	192 650	438 998	1 803 325
85184020	Audio-frequency electric amplifiers used as repeaters	62	157	315	7 712
85184030	Audio-frequency electric amplifiers used as repeaters	322	1 247	26 315	40 934
85184040	Audio-frequency electric amplifiers,other in line telephone	36 905	102 001	147 306	527 177
85184090	Other audio-frequency electric amplifiers used as repeater	269 550	497 646	1 242 917	2 474 303
85185010	Electric sound amplifier sets	10 312	13 122	67 327	85 317
85185020	Other electric sound amplifier sets with loudspeakers,	260	557	6 142	16 378
85185090	Other electric sound amplifier sets with other power rating	743 264	2 283 907	2 568 913	9 291 372
85189010	Part of goods of subheading 8518.10.11, 8518.29.20,	69 246	106 120	523 545	730 853
85189020	Part of goods of subheading 8518.40.40	219	3 567	3 798	12 536
85189030	Part of goods of subheading 8518.21 or 8518.22	271 364	552 733	863 456	1 604 499
85189040	Part of goods of subheading 8518.29.90	372 573	663 847	1 204 998	2 274 425
85189090	Part of goods of other subheading 8518	1 106 690	2 574 180	4 939 218	11 710 796
85192010	Coins, tokens or disc operated record players	0	4	0	350
85192090	Other apparatus operated by coins, banknotes, bank cards,	672	675	941	989
85193000	Turntables (record-decks)	2 257	4 637	121 983	208 115
85198110	Pocket-size cassette recorders, the dimensions of which	15	182	384	1 073
85198120	Cassette recorders, with built-in amplifiers & built-in	20	51	557	2 130
85198130	Compact disc players	288	782	20 676	52 686
85198149	Other transcribing machine	25	1 519	995	12 486
85198150	Dictating machines not capable of operating without	0	9	0	1 390
85198169	Other magnetic tape recorders incorporating sound	373	373	583	583
85198199	Other apparatus using magnetic, optical or semiconductor for other than cinematography or broadcasting	57 306	172 590	200 588	627 056
85198911	Other cinematographic sound reproducers for film of a width o<= 16 mm	1	1	5	5
85198920	Other record-players with or without loudspeakers	3 003	7 441	4 343 446	4 369 431

https://www.bps.go.id

I.3. IMPOR MENURUT KOMODITI / IMPORT BY HS COMMODITY

***** FEBRUARI / *FEBRUARY 2022* *****

H S	Uraian Komoditi/*Commodity Description*	Berat bersih/*Net weight* (Kg)		Nilai/*Value CIF* (US$)	
		Bulan ini *Current month*	Kumulatif *Cum. Jan. to date*	Bulan ini *Current month*	Kumulatif *Cum. Jan. to date*
85198930	Other app using magnetic, optical or semiconductor media for cinematography or broadcasting	703	7 902	4 557	16 837
85198990	Other app using magnetic, optical or semiconductor media for other than cinematography or broadcasting	27 216	67 038	71 645	154 236
85211010	Magnetic tape-type video recording or reproducing apparatusfor cinematography or television broadcasting	338	2 882	3 661	48 225
85211090	Magnetic tape-type video recording or reproducing apparatusfor other than cinematography or television broadcasting	98	1 893	304	52 381
85219011	Laser disc players of a kind used in cinematography ortelevision broadcasting	1 213	3 795	51 990	135 855
85219019	Laser disc players of other than cinematography ortelevision broadcasting	50	699	8 726	53 540
85219091	Video recording / reproduce app oth than magnetic tape-typefor cinematography or television broadcasting	79 522	100 374	1 850 992	2 652 433
85219099	Video recording / reproduce app oth than magnetic tape-typefor other than cinematography or television broadcasting	14 952	44 905	436 617	1 194 318
85221000	Pick-up cartridges	58	62	323	726
85229030	PCB assemblies for cinematographic soundrecorders or reproducers	16 429	50 327	147 139	443 248
85229040	Audio/video tapedecks and compact discmechanisms	8	21 971	208	536 920
85229050	Audio/video reproduction heads, magnetictype; magnetic erasing heads and rods	0	104	0	898
85229091	Oth parts&accessories of cinematographic sound recorders/reproducers	2 574	2 637	682 503	700 140
85229092	Oth parts of telephone answering machine	0	4	0	1 862
85229093	Oth parts&accessories for sound/audiorecording/reproducing (magnetic/optical)	18 987	75 387	117 472	957 251
85229099	Oth parts&accessories for other soundor audio recording/reproducing	208 706	542 280	1 255 829	3 860 962
85232110	Magnetic media card,incorporating amagnetic stripe; unrecorded	3 512	3 748	61 465	69 321
85232190	Magnetic media card,incorporating amagnetic stripe; recorded	2 074	8 787	80 693	329 224
85232919	Other magnetic tapes,width <= 4mm;unrecorded	946	1 070	11 734	15 227
85232929	Magnetic tapes (oth than video tapes)width <= 4mm; recorded	105	187	52 081	142 657
85232931	Magnetic computer tapes,4mm<width<=6,5mm;unrecorded	433	1 125	52 429	150 702
85232941	Magnetic computer tapes,4mm<width<=6,5mm;recorded	2	2	345	345
85232943	Oth magnetic video tapes, 4mm<width<=6,5mm;recorded	17	20	601	607
85232949	Oth magnetic computer tapes,4mm<width<= 6,5mm;unrecorded	0	44	0	1 503
85232951	Magnetic computer tapes,width > 6,5mm;unrecorded	67	510	7 915	80 694
85232959	Oth magnetic tapes, width > 6,5mmunrecorded	344	1 606	21 018	70 862
85232961	Magnetic tapes width >6,5mm;recordedfor storage media	3 484	5 139	190 124	311 193
85232969	Oth magnetic tapes, width > 6,5mm;recorded, for other purposes	0	1	0	1 678
85232971	Computer hard disc and diskette;unrecorded	11 284	22 109	336 461	540 843
85232979	Other magnetic discs; unrecorded	182	349	11 995	26 788
85232981	Magnetic disc for reproducing phenomenanot sound/image for computer;recorded	71	178	2 906	7 012
85232982	Magnetic disc for reproducing phenomenanot sound/image for other;recorded	57	57	1 658	1 658
85232983	Oth magnetic disc reproducing represent.by means of an auto. data process. mach	10	105	3 043	3 202
85232986	Magnetic disc,recorded, suitable for cinematography such asnewsreels, travelogues,technical, scientific&oth doc. movies	12 664	12 680	16 536	16 722
85232989	Other magnetic disc for other purposes	0	2	0	27
85232991	Magnetic media oth than disc forcomputer use;unrecorded	191	192	34 294	34 306
85232993	Magnetic media oth than disc forcomputer use;recorded	57	75	868	894
85232994	Magnetic media oth than disc foroth than computer use;recorded	11	11	18	18
85232995	Oth magnetic media reprod. sound/imageproprietary format storag media;not disc	16	557	545	3 895
85232999	Other magnetic media (not disc)	12	100	448	32 920
85234110	Optical media, unrecorded, forcomputer use	1 679	2 437	43 481	51 976
85234190	Optical media, unrecorded, forother use	56	529	2 703	18 627

https://www.bps.go.id

I.3. IMPOR MENURUT KOMODITI / IMPORT BY HS COMMODITY

***** FEBRUARI / *FEBRUARY 2022* *****

H S	Uraian Komoditi/*Commodity Description*	Berat bersih/*Net weight* (Kg)		Nilai/*Value CIF* (US$)	
		Bulan ini *Current month*	Kumulatif *Cum. Jan. to date*	Bulan ini *Current month*	Kumulatif *Cum. Jan. to date*
85234911	Disc for laser reading systems forreproducing phenomena not sound/image	600	683	2 992 253	3 230 230
85234912	Educational, technical, scientific,historical/cultural disc;sound only	4	10	62	440
85234913	Other kind of disc; sound only	647	954	24 151	43 921
85234914	Disc for laser reading system for repro.represent. of instruct,data,sound,etc	4 654	6 315	1 500 321	7 037 652
85234915	Laser discs cont. cinematographic movies oth thannewsreels, travelogues,technical, scientific&oth doc. movies	125	215	5 411	10 004
85234916	Laser discs suitable for cinematography such asnewsreels, travelogues,technical, scientific&oth doc. movies	168	356	4 088	8 183
85234919	Cinematographic film oth than newsreel,travelogues,and oth doc. films;optical	1 799	3 889	250 380	533 146
85234991	Oth disc for laser reading systems forreproducing phenomena not sound/image	0	1	0	186
85234992	Oth disc for laser reading systems forreproducing sound only	1	12	407	896
85234993	Oth disc for laser reading systems forreproducing others	123	1 447	100 751	147 351
85234999	Oth disc for laser reading systems	4 825	9 219	362 381	649 949
85235111	Solid-state non-volatile storage devicessuitable for computer use;unrecorded	4 500	23 638	1 618 691	4 006 331
85235119	Solid-state non-volatile storage devicesfor other use;unrecorded	14 459	29 407	1 450 716	4 159 917
85235121	Solid-state non-volatile storage devicessuitable for computer use;recorded	9 363	10 035	480 524	724 358
85235129	Solid-state non-volatile storage devicesfor other use;recorded	436	1 187	2 107	42 615
85235130	Solid-state non-volatile storage devicesfor repro. data,sound/image,etc	3 543	7 494	1 983 974	5 793 345
85235199	Semi conductors of a kind suitable for other purpose	5 388	14 438	739 050	901 528
85235200	Smart cards	69 395	199 755	4 173 841	9 505 827
85235910	Proximity cards and tags;semiconductor	3 965	7 382	252 069	437 033
85235921	Oth semiconductor media,unrecorded,suitable for computer use	67	108	5 548	8 637
85235929	Oth semiconductor media,unrecorded,for other use	165	200	32 036	78 265
85235930	Oth semiconductor media,recordedreproducing phenomena not sound/image	5	5	142	142
85235940	Oth semiconductor media,recordedreproducing others	4	5	442	545
85235990	Other semiconductor media	5 899	18 484	178 475	436 263
85238040	Gramophone records;storage device	2 252	3 015	13 703	22 712
85238051	Oth solid-state non-volatil storage dev.;unrecorded,for computer	1 120	3 401	408 204	2 252 881
85238059	Oth solid-state non-volatil storage dev.;unrecorded,for other use	123	304	4 056	11 989
85238092	Oth solid-state non-volatil storage dev.;recorded,reproducing	378	531	44 679	56 299
85238099	Other solid-state non-volatilestorage device	2 385	3 541	80 910	485 472
85255000	Transmission apparatus	5 701	9 747	330 444	994 262
85256000	Transmission apparatus incorporatingreception apparatus	10 241	53 733	89 747	1 235 456
85258010	Web cameras	228 881	398 830	6 348 263	12 681 041
85258031	Video camera recorders,used inbroadcasting	20 285	41 608	359 739	931 240
85258039	Video camera recorders,used inother purposes	40 828	148 395	5 001 376	13 985 913
85258040	Television cameras	89 017	184 231	2 822 712	6 672 667
85258051	Digital single lens reflex (DSLR)	36 225	53 225	1 071 323	2 077 144
85258059	Digital camera other than DSLR	101 981	122 709	1 833 488	4 673 767
85261010	Radar app.,ground based,use in civilaircraft,used solely on sea-going vessel	902	6 831	379 474	8 913 128
85261090	Other radar apparatus	10 264	23 571	1 067 654	1 373 632
85269110	Radio navigational aid app.,use in civilaircraft,used solely on sea-going vessel	85	1 530	45 146	191 679
85269190	Other radio navigational aid apparatus	5 191	23 096	995 580	2 720 998
85269200	Radio remote control apparatus	50 053	141 606	2 735 015	6 818 798
85271200	Pocket-size radio cassette-players	0	3	0	11
85271310	Apparatus radio-broadcasting combined with sound recording/reproducing, portable	0	3 370	0	5 574
85271390	Apparatus radio-broadcasting combined with sound recording/reproducing, not portable	8	675	132	5 891
85271920	Apparatus radio-broadcasting combined without sound	12 156	53 232	55 020	184 286

https://www.bps.go.id

I.3. IMPOR MENURUT KOMODITI / IMPORT BY HS COMMODITY

***** FEBRUARI / *FEBRUARY 2022* *****

H S	Uraian Komoditi/*Commodity Description*	Berat bersih/*Net weight* (Kg)		Nilai/*Value CIF* (US$)	
		Bulan ini *Current month*	Kumulatif *Cum. Jan. to date*	Bulan ini *Current month*	Kumulatif *Cum. Jan. to date*
85271990	Apparatus radio-broadcasting combined without sound recording/reproducing, not portable	10 341	27 822	61 344	93 167
85272100	Radio-broadcast receiver,use ext sourcepower combined with sound record app	118 218	245 185	7 966 923	15 489 824
85272900	Radio-broadcast receiver,use ext sourcepower not combined with sound record app	31 821	60 379	1 812 479	3 909 944
85279110	Oth radio-broadcast receiver,ext sourcepower combined w/ sound record;portable	7 613	18 591	152 192	369 949
85279190	Oth radio-broadcast receiver,ext sourcepower comb. w/ sound record;not portable	26 444	52 064	200 714	405 915
85279920	Oth radio-broadcast receiv not capable,w/o ext sourcepower, uncombined with sound record&clock,mains operated	0	4 157	0	6 192
85279990	Oth radio-broadcast receiv not capable,w/o ext sourcepower, uncombined with sound record&clock,not mains operated	788	13 988	5 094	135 595
85284200	Cathode-ray tube monitors,capable of directly connencting & dessign. use automatic data processing machine of head 84.71	3 310	6 750	167 176	237 933
85284910	Color cathode-ray tube monitors,capable of directlyuse automatic data processing machine of head 84.71	2 815	5 659	43 716	87 944
85284920	Monochrome cathode-ray tube monitors,capable of directlyuse automatic data processing machine of head 84.71	565	1 848	20 026	41 573
85285200	Other monitors,capable of directly connencting&designeduse automatic data processing machine of head 84.71	250 056	514 798	8 190 420	15 369 175
85285910	Oth color monitors,capable of directly connencting&designeduse	239 057	496 078	8 920 155	19 190 025
85285920	Oth monochrome monitors,capable of directly connec.&desig,use automatic data processing machine of head 84.71	16 172	20 175	67 636	133 733
85286200	Projector,capable of directly connencting&designeduse automatic data processing machine of head 84.71	17 870	32 629	1 199 950	2 296 841
85286910	Other projector,having the capability of projecting ontoa screen diagonally measuring 300 inches or more	1 144	2 928	96 980	407 636
85286990	Other projector,having the capability of projecting ontoa screen diagonally measuring less 300 inches	71 381	157 397	4 674 872	8 790 079
85287111	Reception appratus for television,set top box which havea communication function,mains operated	1	2	150	301
85287119	Reception appratus for television,set top box which havea communication function,not mains operated	0	1 911	0	3 676
85287191	Reception appratus for television,oth set top box whichhave a communication function,mains operated	8 721	25 611	120 740	286 211
85287199	Reception appratus for television,oth set top box whichhave a communication function,not mains operated	15 793	43 151	298 865	616 578
85287210	Oth reception for TV,colour, battery operated	0	1	0	158
85287292	LCD,LED and other flat panel display type	355 721	835 018	14 978 916	36 280 577
85287299	Oth reception for TV,colour, not battery operated	445	2 065	11 198	62 554
85291021	Parabolic aerial reflector dishes for TV reception	828	46 132	12 269	210 083
85291029	Oth parabolic aerial reflector dish for TV reception	129 439	498 346	510 737	1 799 169
85291030	Telescopic, rabbit & dipole antennae for TV,or radio receivers	169 673	328 883	1 501 465	2 621 375
85291040	Aerial filters and separators	10 770	19 379	181 088	248 516
85291060	Feed horns (wave guide)	16 520	17 539	276 367	342 341
85291092	Oth aerials&aerial reflectors,used with transmission app. for radio-broadcast/TV	23 016	48 688	145 697	741 256
85291099	Oth aerials&aerials reflector,used with transmission app. for oth purposes	52 094	121 408	1 266 837	3 196 626
85299020	Part of decoder for use with transmission apparatus	85 746	191 081	2 447 087	5 503 401
85299040	Part of digital cameras/video camera recorders for use with transmission apparatus	26 473	52 242	1 282 878	2 739 883
85299051	Oth printed circuit board; assembled,for transmission apparatus	2 173	3 831	103 332	249 700
85299052	Oth printed circuit board; assembled,for radio-broadcast receiver	2 967	19 805	100 015	346 826
85299053	Oth printed circuit board; assembled,for flat panel display monitor/projector	115 904	841 386	2 499 793	6 063 691
85299054	Oth printed circuit board; assembled,for TV receivers	172 644	431 227	4 283 676	13 556 592
85299055	Oth printed circuit board; assembled,for other monitor/projector	13 789	42 537	521 656	1 221 934

https://www.bps.go.id

I.3. IMPOR MENURUT KOMODITI / IMPORT BY HS COMMODITY

***** FEBRUARI / *FEBRUARY 2022* *****

H S	Uraian Komoditi/*Commodity Description*	Berat bersih/*Net weight* (Kg)		Nilai/*Value CIF* (US$)	
		Bulan ini *Current month*	Kumulatif *Cum. Jan. to date*	Bulan ini *Current month*	Kumulatif *Cum. Jan. to date*
85299059	Oth printed circuit board; assembled,for other monitor and projectors	14 924	36 575	2 514 445	7 232 504
85299091	Oth printed circuit board;not assembled,for television receivers	270 642	960 287	6 520 287	20 877 676
85299094	Oth printed circuit board;not assembled,for flat panel display	1 624 327	3 726 071	37 790 130	93 970 574
85299099	Oth printed circuit board;not assembled,for othermonitor and projectors	1 100 690	3 152 903	18 324 160	38 569 666
85301000	Electrical signaling, safety/traffic control for railways and tramways	492	596	148 016	164 522
85308000	Electrical signaling, safety/traffic control for roads,inland waterways,parking facility,port install./airfields	8 220	24 002	146 335	756 796
85309000	Part of equipment railways,tramways,road,waterway,parking	1 228	2 373	163 759	534 720
85311010	Burglar alarms	11 947	38 000	38 863	235 265
85311020	Fire alarms	4 772	18 095	226 040	637 885
85311030	Smoke alarms;portable personal alarm(shrill alarm)	4 341	21 385	206 643	466 484
85311090	Other alarms and similar apparatus	66 314	111 208	1 250 005	2 219 246
85312000	Indicator panel incorporating LCD/LED	144 257	324 581	1 584 834	4 217 758
85318010	Electronic bells and other sound signalling apparatus	18 012	49 937	212 922	560 110
85318021	Vacuum flourescent display panels	35	56	3 517	6 869
85318029	Flat panel displays other than vacuum fluorescent	4 431	24 142	347 370	1 037 824
85318090	Other electric sound/visual signalling apparatus	22 865	70 759	684 415	1 477 741
85319010	Parts including printed circuit assemblies,of panel indic.,electric sound/visual signalling app,flat panel display	2 917	37 358	127 959	269 719
85319020	Part of door bell/other door soundsignalling apparatus	44	116	676	1 215
85319030	Part of other bells/sound signalling apparatus	1	750	298	45 552
85319090	Part of other electric sound or visual signalling apparatus	46 741	152 877	949 119	2 134 817
85321000	Fixed capacitor desgned for use in 50/60Hz circuit, and having reactive power handling capacity >=0.5 kVar	57 873	173 922	655 990	2 038 189
85322100	Tantalum	4 815	8 302	337 694	814 550
85322200	Aluminium electrolytic	117 064	251 782	4 941 881	10 810 094
85322300	Ceramic dielectric,single layer	19 969	40 183	1 764 563	3 436 937
85322400	Ceramic dielectric,multi layer	47 231	97 198	3 321 537	10 319 055
85322500	Dielectric of paper or plastic	190 265	271 861	1 042 682	1 794 922
85322900	Other fixed capasitor	103 223	288 332	2 991 282	7 675 507
85323000	Variable/adjustable (pre-set) capacitors	12 273	47 734	1 081 752	2 108 613
85329000	Parts of fixed electrical capasitor	319 460	596 149	17 156 204	25 805 321
85331010	Fixed carbon resistors, composition/film type; surface mounted	14 846	25 535	439 978	945 385
85331090	Fixed carbon resistors, composition/film type; not surface mounted	21 913	42 142	1 261 933	2 462 676
85332100	Oth fixed resistors for a power handling capacity <= 20 W	31 763	73 933	2 434 620	6 534 509
85332900	Oth fixed resistors for a power handling capacity > 20 W	26 917	80 522	935 777	3 181 940
85333100	Wirewound variable resistors, rheostats & potentiometersfor a power handling capacity <= 20W	17	594	1 231	23 941
85333900	Wirewound variable resistors, rheostats & potentiometersfor a power handling capacity > 20W	3 804	18 832	214 862	600 017
85334000	Other variable resistors, incl rheostats and potentiometers	39 703	93 598	2 070 962	4 465 629
85339000	Parts of fixed resistors	42 193	72 807	2 862 027	4 638 947
85340010	Printed circuits, single-sided	96 402	298 302	2 882 961	7 583 567
85340020	Printed circuits, double-sided	56 333	120 897	2 114 450	4 310 101
85340030	Printed circuits, multi-layer	228 551	539 973	10 845 602	26 466 814
85340090	Other printed circuits	355 023	932 243	17 356 907	43 689 264
85351000	Fuses, for a voltage > 1000V	22 634	33 751	319 758	486 846
85352110	Automatic circuit breakers for a voltage< 72,5 kV; moulded case	399	3 104	14 684	65 928
85352120	Automatic circuit breakers for a voltage< 72,5 kV; earth leakage circuit breaker	48	981	3 221	36 029
85352190	Automatic circuit breakers for a voltage< 72,5 kV; other circuit breaker	71 070	152 724	1 262 683	2 871 259
85352910	Automatic circuit breakers for a voltage>= 72,5 kVearth leakage circuit breaker	118 449	118 450	1 282 946	1 282 947
85352990	Automatic circuit breakers for a voltage>= 72,5 kVother circuit breaker	52 852	384 455	45 410	190 402
85353011	Disconnector having a voltage < 36 kV	118 854	286 298	523 463	824 814
85353019	Disconnector having a voltage >= 36 kV	33 342	40 846	383 869	534 488

https://www.bps.go.id

I.3. IMPOR MENURUT KOMODITI / IMPORT BY HS COMMODITY

***** FEBRUARI / *FEBRUARY 2022* *****

H S	Uraian Komoditi/*Commodity Description*	Berat bersih/*Net weight* (Kg)		Nilai/*Value CIF* (US$)	
		Bulan ini *Current month*	Kumulatif *Cum. Jan. to date*	Bulan ini *Current month*	Kumulatif *Cum. Jan. to date*
85353020	Isolating switch & make-and-break switches for a voltage of >= 66	1	8 376	336	340 552
85353090	Isolating switch & make-and-break switches for a voltage of < 66 kV	4 488	37 299	113 735	551 383
85354000	Lightning arresters,voltage limiters and surge suppressors	23 146	57 176	393 476	1 287 622
85359010	Bushing and tap changer assemblies for electricity distribution/power transformers	17 653	57 644	527 937	1 033 206
85359020	Change-over switches of a kind used for starting electricmotors	803	8 322	29 709	149 172
85359090	Oth bushing,tap changer assembl and switches starting for electricity	111 090	206 087	1 989 560	4 211 081
85361011	Thermal fuses glass type: suitabel for use in electric fans	503	888	48 789	93 850
85361012	Thermal fuses glass type: other, for a current of < 16 A	6 082	17 638	148 847	381 033
85361013	Thermal fuses glass type: fuse blocks, of a kind used formotor vehicles	20 786	35 034	1 081 153	2 203 158
85361019	Oth thermal fuses glass type	25 396	85 594	477 145	873 142
85361091	Oth thermal fuses, suitabel for use in electric fans	361	988	5 462	14 439
85361092	Oth thermal fuses, other, for a current of < 16 A	2 299	4 599	105 626	217 273
85361093	Oth thermal fuses, fuse blocks, of a kind used formotor vehicles	100 190	182 132	3 291 359	6 071 588
85361099	Other fuses	80 381	149 710	2 223 788	3 514 423
85362011	Automatic circuit breakers; moulded case, for a current,of less than 16 A	60 250	187 232	955 299	2 083 813
85362012	Automatic circuit breakers; moulded case, for a current,>=16A but <=32A	20 489	32 480	406 208	628 095
85362013	Automatic circuit breakers; moulded case, for a current,>32A but <=1000A	33 737	63 639	611 071	1 066 188
85362019	Automatic circuit breakers; moulded case, for a current,>1000A	287 774	1 963 051	2 495 834	4 463 267
85362020	Automatic circuit breakers, kind incorporated into electrothermic domestic appliances of heading 85.16	14 281	60 048	12 441	52 928
85362091	Automatic circuit breakers, kind incorporated into electrothermic domestic appliance, other of a current < 16A	24 680	36 231	165 811	233 891
85362099	Automatic circuit breakers, kind incorporated into electrothermic domestic appliance, other of a current >= 16A	48 384	75 941	578 491	824 731
85363010	Lightning arresters for protecting electrical circuits	1 361	3 949	122 178	212 735
85363020	Electrical circuit protector used in radio equipmentor in electric fans	47	224	3 774	6 683
85363090	Oth apparatus for protecting electrical circuits	102 557	1 819 220	2 472 333	4 720 981
85364110	Digital relays,voltage <= 60V	22 665	40 114	551 656	1 001 405
85364120	Relays used in radio equipment,voltage <= 60V	1	1	1 479	1 479
85364130	Relays used in electric fans,voltage <= 60V	16	17	2 158	2 381
85364140	Oth relays,voltage <= 60V,a current <16A	5 574	11 758	189 230	283 054
85364191	Semiconductor/electro-magnetic relays <=28 V	27 375	49 639	936 862	1 511 990
85364199	Semiconductor/electro-magnetic relays >28 V	138 570	254 660	3 133 865	6 310 971
85364910	Digital relays,voltage > 60V	6 248	9 845	174 795	362 418
85364990	Other digital relays,voltage > 60V	218 800	1 906 882	3 680 944	8 230 608
85365020	Over-current and residual-current,automatic switches	70 322	143 267	1 113 260	2 372 249
85365032	High inrush switch used in electric fans or radio equipment	28 938	76 161	107 404	320 418
85365033	High inrush switch,of a rated current carrying capacity<16A	26 103	45 628	634 525	1 259 908
85365039	Other high inrush switches and commutators for stoves and ranges	305 503	704 172	2 423 856	5 076 530
85365040	Miniature switches suitable for rice cookers or toaster ovens	10 600	40 801	79 388	283 912
85365051	Electronic AC switch,voltage<=1000V, for a current < 16A	4 428	11 089	175 799	403 412
85365059	Electronic AC switch,voltage<=1000V, for a current >= 16A	76 947	177 792	543 707	1 195 682
85365061	Make&break switch used in domestic electrical wiring,<=500V,for a current < 16A	2 772	10 536	67 390	140 060
85365069	Make&break switch used in domestic electrical wiring,<=500Vfor a current >= 16A	21 765	22 471	459 972	517 636
85365092	Oth make&break switch used in domestic electrical wiring,>500V, use in electric fans	12 530	31 258	88 691	219 408
85365095	Oth make&break switch,>500V,change-over switches; for starting elec.motors/fuse switches	107 091	286 503	1 497 104	3 823 415
85365099	Other make&break switch,>500V	250 958	545 908	7 457 611	15 270 454
85366110	Lamp holder used for compact lamps or halogen lamps	4 102	51 110	114 851	234 392
85366191	Lamp holder used for oth lamps,a current< 16A	7 401	24 966	184 927	600 349
85366199	Lamp holder used for oth lamps,a current>= 16A	63 009	170 893	175 999	468 154
85366911	Telephone plugs for a current < 16A	589	10 402	9 915	143 079

https://www.bps.go.id

H S	Uraian Komoditi/*Commodity Description*	Berat bersih/*Net weight* (Kg)		Nilai/*Value CIF* (US$)	
		Bulan ini *Current month*	Kumulatif *Cum. Jan. to date*	Bulan ini *Current month*	Kumulatif *Cum. Jan. to date*
85366919	Telephone plugs for a current >= 16A	89 910	139 868	966 416	2 495 763
85366923	Audio/video & cathode ray tube socket for TV or radioreceiver,a current <= 16A	608	17 070	380	16 906
85366924	Audio/video & cathode ray tube socket for TV or radioreceiver,a current , >1,5A and < 16A	777	811	47 164	48 726
85366929	Audio/video & cathode ray tube socket for TV or radioreceiver,a current > 16A	28 859	93 533	333 475	1 199 005
85366932	Socket&plug for co-axial cable&printed circuits,for a current < 16A	20 983	36 419	841 906	1 428 216
85366939	Socket&plug for co-axial cable&printed circuits,for a current >= 16A	300 737	703 449	1 433 862	3 142 481
85366992	Oth Socket&plug for co-axial cable&printed circuits,for a current < 16A	20 698	67 357	396 173	1 002 254
85366999	Oth Socket&plug for co-axial cable&printed circuits,for a current >= 16A	31 172	108 698	568 181	1 548 899
85367010	Connector for optical fibres,optical fibres bundles or cables;ceramics	1 668	10 835	111 149	209 095
85367020	Connector for optical fibres,optical fibres bundles or cables;copper	1 924	5 552	49 491	129 098
85367090	Oth connector for optical fibres,optical fibres bundles or cables	435 941	965 447	6 157 029	14 512 867
85369012	Connection&contact elements for wires & cables;wafer probers;current < 16A	57 044	141 477	1 188 038	3 680 491
85369019	Connection&contact elements for wires & cables;wafer probers;current >= 16A	487 878	1 081 938	14 675 039	35 034 400
85369022	Junction boxes,for a current < 16A	1 705	5 110	52 647	152 589
85369029	Junction boxes,for a current >= 16A	33 724	83 921	935 042	2 411 865
85369032	Cable connector,connector/adaptor for co-axial cable,commutator,current<16A	108 636	279 862	2 480 371	6 787 130
85369039	Cable connector,connector/adaptor for co-axial cable,commutator,current>=16A	209 051	516 620	8 879 667	18 703 248
85369093	Telephone patch panels	43	68	301	1 692
85369094	Other cable connector,for a current < 16A	43 685	118 764	798 599	2 268 956
85369099	Other cable connector,for a current >= 16A	673 228	1 676 684	15 970 313	36 876 888
85371011	Control panel use in distributed controlsystem;voltage<1000V	122 196	218 361	2 087 355	4 396 968
85371012	Control panel fitted with a programmable processor;voltage<1000V	39 740	62 175	1 637 333	1 897 615
85371013	Control panel for AC,refrigerator,washing mach.,vacuum cleaner,mixer,water heater	18 941	45 350	230 521	499 769
85371019	Other control panel	3 331 398	3 825 793	6 129 426	14 382 010
85371020	Distribution board (incl back panels & back planes) used with auto data process. mach.,telp sets,transmiss. app.	24 436	106 970	1 073 308	2 901 566
85371030	Programmable logic controllers for auto-mach for transport handling&storages of dies for semiconductor device	9 685	34 637	409 306	1 633 767
85371091	Switchboard & control panels: used in radio equipment or electric fans	4 734	8 458	786 863	1 240 661
85371092	Switchboard & control panels: use in distributed control systems	39 013	69 986	1 591 585	2 486 460
85371099	Switchboard & control panels: use for other purposes	418 534	888 058	10 557 448	21 869 571
85372011	Switchboards incorporating electrical instruments forbreaking, connecting/protecting elecricalt circuit >=66 kV	14 697	15 157	379 944	392 762
85372019	Switchboards incorporating electrical instruments forbreaking, connecting/protecting elecricalt circuit < 66 kV	60 111	66 829	1 890 134	2 840 131
85372021	Control panels incorporating electrical instruments forbreaking, connecting/protecting elecricalt circuit >=66 kV	1 252	5 008	83 576	207 940
85372029	Control panels incorporating electrical instruments forbreaking, connecting/protecting elecricalt circuit < 66 kV	575	9 227	43 301	196 688
85372090	Oth board for electrical control for voltage< 1000 volt	349 638	1 029 521	3 677 679	15 824 272
85381011	Parts of programmable logic controllers for auto-mach for transpot for semiconductor device, voltage <=1000V	4 917	8 651	125 625	289 297
85381012	Part of programable logic controller used in radioequipment,vaoltage <=1000V	0	130	0	2 441
85381019	Other part of programable logic controller used in radioequipment,vaoltage <=1000V	54 976	151 443	1 059 649	2 796 875
85381021	Parts of programmable logic controllers for auto-mach for transpot for semiconductor device, voltage >1000V	2	7 803	1 103	89 918

https://www.bps.go.id

H S	Uraian Komoditi/*Commodity Description*	Berat bersih/*Net weight* (Kg)		Nilai/*Value CIF* (US$)	
		Bulan ini *Current month*	Kumulatif *Cum. Jan. to date*	Bulan ini *Current month*	Kumulatif *Cum. Jan. to date*
85381022	Part of programable logic controller used in radioequipment,vaoltage >1000V	58	60	953	1 457
85381029	Other part of programable logic controller used in radioequipment,vaoltage >1000V	64 734	113 086	574 401	1 179 123
85389011	Part including printed circuit assmblies of telp plug;connect&contact element, wire & cable, voltage <=1000V	116 384	473 685	1 949 049	3 200 106
85389012	Part of switch,socket&plug for coaxial cable, etc oth	152 640	692 862	3 209 283	6 815 727
85389013	Part of distribution boards,voltage <=1000V	3 011	28 918	98 846	211 004
85389019	Oth part of electric switch,socket&plug, voltage<= 1000V	569 895	1 503 797	17 038 189	38 357 348
85389020	Oth part includimg printed circuit assmblies of telp plug;connect&contact; voltage>1000V	116 607	212 826	2 443 438	5 811 727
85391010	Sealed beam lamp units for motor vehicles	32 961	101 765	272 023	769 285
85391090	Sealed beam lamp units for others	80 220	135 137	581 637	1 066 686
85392120	Tungsten halogen used in medical equipment	46	49	52 881	53 752
85392130	Tungsten halogen used for motor vehicles	114 545	181 376	1 266 364	2 145 581
85392140	Other reflector lamp bulbs of tungsten halogen	1 477	3 857	12 167	129 929
85392190	Other tungsten halogen	20 380	65 529	155 480	325 910
85392220	Oth filament lamp,excl ultra-violet/infra-red halogen,power<=200W & voltage>100V, for medical equipment	44	44	27 619	27 619
85392231	Other reflector lamp bulbs,used in decorative illumination,power <= 60 W	14 842	39 684	59 716	157 831
85392232	Other reflector lamp bulbs,used in decorative illumination,power > 60 W	18 089	32 113	17 788	37 615
85392233	Other reflector lamp bulbs,for domestic lighting,power<=200W & voltage>100V	30 805	133 008	41 831	202 437
85392239	Other reflector lamp bulbs, power<=200W & voltage>100V	84 809	300 894	271 448	765 001
85392291	Oth filament lamp,excl ultra-violet/infra-red halogen,power<=200W&>100V,used decorative illumonation,power<=60W	7 738	18 084	70 835	116 471
85392292	Oth filament lamp,excl ultra-violet/infra-red halogen,power<=200W&>100V,used decorative illumonation,power >60W	0	24 734	0	53 154
85392293	Oth filament lamp,excl ultra-violet/infra-red halogen,power<=200W&>100V,for domestic lighting	940	4 467	149 949	178 173
85392299	Oth filament lamp,excl ultra-violet/infra-red halogen,power<=200W&>100V	11 278	64 035	106 655	378 640
85392919	Operation theatre lamps, not used in medical equipment	8 299	8 654	18 829	59 325
85392920	Oth filament lamp,excl ultra-violet/infra-red, use motorvehicles	45 552	104 247	973 749	2 342 854
85392930	Oth filament lamp,excl ultra-violet/infra-red, for otherreflector lamp bulbs	4 435	17 191	70 677	269 172
85392949	Other flashlight bulbs:miniature indicator bulbs, rated up to 2.25V	4 509	7 325	23 516	49 952
85392950	Oth filament lamps,exc tungsten halogen,oth have capacity, >200W&<300 and voltage > 100V	2	2 201	340	36 224
85392960	Oth filament lamps,exc tungsten halogen,oth have capacity, <=200W and voltage <=100V	355	677	9 134	11 051
85392990	Oth filament lamps,exc tungsten halogen,oth have capacity, >300W	77 338	260 855	427 939	1 229 736
85393110	Tubes for compact fluorescent lamps of fluorecent, hot cathode, excl UV lamps	3 018	8 722	23 318	53 983
85393120	Straight tubes for oth fluorescent lamps,hot cathode, excl UV lamps	38 550	47 005	306 579	355 466
85393130	Compact fluorescent lamps with built-in ballasthot cathode, excl UV lamps	353 969	504 162	5 233 747	6 693 458
85393190	Oth fluorescent,hot cathode, discharge lamps, excl UV lamps	355	4 177	9 904	86 120
85393200	Mercury/sodium vapour lamps;metal halidelamps excl UV lamps	7 147	21 106	214 840	557 580
85393910	Tubes for compact fluorescent lamps,cold cathode types, excl UV lamps	15	16	1 678	1 857
85393930	Oth fluorescent, cold cathode types,discharge lamps,excl UV lamps	1	1	45	45
85393990	Other discharge lamps, other than UV lamps, cold cathode types	21 489	51 598	182 728	419 242
85394100	Arc lamps	214	884	52 542	106 699
85394900	Ultra-violet/infra-red lamps	31 939	100 424	410 874	922 619

https://www.bps.go.id

I.3. IMPOR MENURUT KOMODITI / IMPORT BY HS COMMODITY

***** FEBRUARI / *FEBRUARY 2022* *****

H S	Uraian Komoditi/*Commodity Description*	Berat bersih/*Net weight* (Kg)		Nilai/*Value CIF* (US$)	
		Bulan ini *Current month*	Kumulatif *Cum. Jan. to date*	Bulan ini *Current month*	Kumulatif *Cum. Jan. to date*
85395000	Light-emitting diode (LED) lamps	1 004 295	2 199 753	15 539 973	31 714 351
85399010	Aluminium end cap for fluoresc lamp; aluminium screw caps for incandescent lamps	40 868	120 839	50 291	180 363
85399020	Parts of aluminium end for fluorescen lapmps; of kind used for motor vehicles	9 465	30 085	476 738	614 450
85399090	Oth parts of aluminium end for fluorescen lapmps; of kind used for	204 444	697 458	789 653	2 538 062
85401100	Color cathode-ray television picture tubes including video monitor cathode-ray tube	4	74 343	66	46 952
85402000	TV camera tubes; image converters and intensifiers; other photo-cathode tubes	1 032	1 578	67 656	138 554
85404010	Data/graphic display tubes,color, of heading 85.25	17	23	2 311	2 873
85404090	Data/graphic display tubes,monochrome, of heading 85.25	81	81	35 458	35 458
85406000	Other cathode-ray tubes	0	15	0	529
85407100	Magnetrons	894	1 885	96 309	119 715
85407900	Microvawe tubes, not magnetrons, excl grid-controlled tubes	24	41	2 005	5 444
85408100	Receiver/amplifier valves and tubes	608	1 009	9 104	33 818
85408900	Other valves and tubes	1 878	3 469	83 085	153 137
85409100	Parts of cathode-ray tubes	0	26	0	26
85409910	Parts of microwave tubes	0	39	0	2 101
85409990	Other parts of thermionic,cold cathode orphoto-cathode,valves and tubes	1	3 690	96	92 695
85411000	Diodes, other than photosensitive/light emitting diodes	151 798	324 320	10 906 734	23 419 753
85412100	Transistor oth than photosensitive with a dissipation rate of <1 W	15 835	33 800	2 602 193	5 436 920
85412900	Transistor oth than photosensitive with a dissipation rate of >=1 W	76 288	141 984	6 788 236	15 118 509
85413000	Thyristors,diacs and triacs,other photosesintive devices	22 868	56 111	578 520	1 254 200
85414010	Light emitting diodes	77 603	210 882	6 883 745	15 939 701
85414021	Photovoltaic cells, not assembled	46 867	218 842	146 739	684 760
85414022	Photovoltaic cells, assembled in modulesor made up into panels	658 952	1 231 783	3 573 067	6 263 589
85414029	Oth photocells, including photodiodes & phototransistors	65 052	186 426	3 184 875	6 455 559
85414090	Oth photosensitive semiconductor devices	149 746	287 659	1 319 764	2 594 983
85415000	Other semiconductor devices	95 266	173 763	3 110 889	7 535 896
85416000	Mounted piezo-electric crystals	10 398	28 873	2 493 694	5 630 734
85419000	Parts of diodes,transistors & similar; photosensitivessemiconductor devices	31 130	95 479	1 006 451	2 814 383
85423100	Processor & controller of electronics integrated circuits	238 136	508 585	73 162 898	140 316 781
85423200	Memories of electronic integrated circuits	21 904	34 906	34 803 948	65 725 087
85423300	Amplifiers of electronic integrated circuits	29 228	90 060	7 853 255	22 674 113
85423900	Other electronic integrated circuits	103 522	221 266	27 466 230	64 479 735
85429000	Parts of electronic integrated circuits	288 609	688 469	136 564 100	314 965 662
85431000	Particle accelerators of electrical machines and appartus	2 495	2 512	10 871	16 339
85432000	Signal generators of electrical machines and appartus	1 047	2 357	360 473	588 340
85433020	Wet processing equipment for the application by immersion of chemical/elecrochemical solutions	14 109 022	14 113 022	59 658 000	59 779 973
85433090	Oth machine and apparatus for electroplating,electrolysisor electrophoresis	28 208	1 048 787	2 611 521	9 458 528
85437010	Electric fence energisers	32 012	138 136	384 651	1 130 050
85437020	Remote control apparatus,oth radio remote control apparatus	233 330	451 172	2 915 028	6 425 252
85437030	Electrical machines with translation/dictionary functions	981	2 715	96 699	139 627
85437040	Equipment/machine for removal dust particle&curingmaterial by UV light for mfg of printed circuit boards	11 180	32 928	244 586	560 071
85437090	Oth equipment/machine for removal dust particle&curingmaterial by UV light for mfg of printed circuit boards	585 899	1 240 934	8 119 901	35 148 276
85439010	Parts of particle accelerators or signal generators	10	13	5 250	6 339
85439020	Part of Wet processing equipment for the application by immersion of chemical/elecrochemical solutions	4 332	4 644	21 756	29 735
85439030	Parts of electrical machines with translation or dictionary functions	84	445	3 611	14 037
85439040	Part of Equipment/machine for removal dust particle & curingmaterial by UV light for mfg of printed circuit boards	24	26	1 091	1 217
85439090	Parts of oth electrical machines and apparatus,having individual fuctions	181 789	433 045	27 410 496	33 474 442

https://www.bps.go.id

I.3. IMPOR MENURUT KOMODITI / IMPORT BY HS COMMODITY

***** FEBRUARI / *FEBRUARY 2022* *****

H S	Uraian Komoditi/*Commodity Description*	Berat bersih/*Net weight* (Kg)		Nilai/*Value CIF* (US$)	
		Bulan ini *Current month*	Kumulatif *Cum. Jan. to date*	Bulan ini *Current month*	Kumulatif *Cum. Jan. to date*
85441120	Winding wire of copper,with an outer coating/covering of,paper,textile/poly(vinyl chloride)	33 495	139 880	355 743	1 355 751
85441130	Winding wire of copper,with an outer coating/covering of,lacquer	52 997	126 145	684 094	1 658 451
85441140	Winding wire of copper,with an outer coating/covering of,enamel	115 635	267 077	1 494 952	3 335 571
85441190	Winding wire of other than copper	142 352	388 598	3 017 601	7 823 357
85441900	Other winding wire of copper	111 387	163 389	588 727	1 152 760
85442011	Co-axial cable&oth co-axial electric conductor, fitted with connector;<=66kV;insulated with rubber/plastic	107 184	236 912	646 846	1 460 128
85442019	Co-axial cable&oth co-axial electric conductor, fitted not with	341 811	705 623	3 468 434	7 213 017
85442021	Co-axial cable&oth co-axial electric conductor, not fitted with	227 953	402 021	894 391	1 902 665
85442029	Co-axial cable&oth co-axial electric conductor, not fitted not with connector;<=66kV;insulated with rubber/plastic	120 920	377 369	2 345 900	5 450 168
85442031	Co-axial cable&oth co-axial electric conductor, fitted with connector;>66kV;insulated with rubber/plastic	9	5 338	1 318	82 915
85442039	Co-axial cable&oth co-axial electric conductor, fitted not with connector;>66kV;insulated with rubber/plastic	37 685	97 476	762 617	1 768 784
85442041	Co-axial cable&oth co-axial electric conductor, not fitted with	129	324	2 856	5 879
85442049	Co-axial cable&oth co-axial electric conductor, not fitted not with connector;>66kV;insulated with rubber/plastic	171 556	514 944	837 343	3 677 032
85443012	Wiring harness for motor vehicle; for used vehicles ofhead 87.02,87.03,87.04/84.11;insulate with rubber/plastic	148 185	267 863	1 971 839	4 003 457
85443013	Wiring harness for motor vehicle; for used vehicles of exclhead 87.02,87.03,87.04/84.11;insulate with rubber/plastic	12 780	25 230	353 699	758 480
85443014	Wiring harness for motor vehicle; for used vehicles of head87.02,87.03,87.04/84.11;not insulate with rubber/plastic	14 491	21 266	291 135	501 061
85443019	Wiring harness for motor vehicle; for used vehicles of exclhead 87.02,87.03,87.04/84.11;not insulate w rubber/plastic	54 794	99 617	1 534 287	2 688 033
85443091	Ignition wiring sets,not wiring set,used in vehicle,aircraft/ship;insulate rubber/plastic	11 944	22 199	232 406	434 708
85443099	Ignition wiring sets,not wiring set,used in vehicle,aircraft/ship; no insulate rubber/plastic	113 829	231 380	2 238 225	4 758 217
85444211	Submarine telephone/telegraph/radio relay cablesfitted with connectors; voltage <= 80 V	27 662	76 223	267 248	858 410
85444213	Electric conductor with connectors for telecommunication used, voltage <=80V, insulated with rubber, plastic/paper	37 972	85 405	915 162	1 887 900
85444219	Electric conductor with connectors for telecommunication used, voltage<=80V, not insulated with rubber,plastic/paper	199 739	469 039	2 720 585	7 186 016
85444221	Telephone, telegraph, radio relay cable submarine,fitted with conector;80V<voltage<=1000V	41 783	99 768	454 702	1 241 810
85444223	Electric conductor with connectors for telecommunication used, 80V<voltage<=1.000V,inslted with rubber,plastic/paper	27 284	43 165	253 592	403 937
85444229	Electric conductor with connectors for telecommunication used 80V<volt<=1.000V,not inslted with rubber,plastic/paper	121 016	302 981	1 084 079	2 440 389
85444232	Battery cables,insulate with rubber/plasticfor vehicle 8702,8703,8704/8711, 80V<voltage<=1.000V	16 159	25 473	31 409	73 591
85444233	Battery cables,insulate with rubber/plastic for other thanvehicle 8702,8703,8704/8711, 80V<voltage<=1.000V	5 095	7 065	49 006	76 999
85444234	Battery cables,not insulate with rubber/plasticfor vehicle 8702,8703,8704/8711, 80V<voltage<=1.000V	80	125	1 314	1 951
85444239	Battery cables,not insulate with rubber/plastic forother than vehicle 8702,8703,8704/8711, 80V<voltage<=1.000V	3 659	33 830	24 481	97 597
85444294	Other electric cables insulated with plastic,having a core diameter <=5 mm	9 294	23 016	177 538	667 033
85444295	Other electric cables insulated with plastic,having a core diameter >5 mm and <=19.5 mm	48	24 507	8 207	105 306
85444296	Other electric cables insulated with plastic, diameter> 19.5 mm	14 536	26 413	354 750	651 388
85444297	Other electric cables insulated with paper/rubber	362	520	9 023	16 698
85444298	Flat data cables having two lines or more	78 372	190 744	532 541	2 048 825
85444299	Other electric cables other than insulated with plastics, paper/rubber, diameter> 5 mm	390 753	963 473	4 122 158	9 524 463

https://www.bps.go.id

H S	Uraian Komoditi/*Commodity Description*	Berat bersih/*Net weight* (Kg)		Nilai/*Value CIF* (US$)	
		Bulan ini *Current month*	Kumulatif *Cum. Jan. to date*	Bulan ini *Current month*	Kumulatif *Cum. Jan. to date*
85444911	Submarine telephone/telegraph/radio relay cablesnot fitted with connectors; voltage <= 80 V	9 648	19 504	254 896	454 226
85444913	Oth electric conductor, not fitted connector,insulated withrubber,paper/plastic for used telcomnication, voltage <=80V	138 137	454 411	1 000 299	2 683 551
85444919	Oth electric conductor, not fitted connector,not insulated for used telecommunication, voltage <=80V	194 214	1 001 040	1 154 395	4 945 099
85444921	Shielded wire for manufactur of auto-wiring harnesses, not for telecommunication, <=80 v	484 467	1 051 605	5 371 668	12 067 733
85444922	Electrical cables insulated with plastic diameter<=19.5 mm,not use	6 797	30 466	121 496	393 764
85444923	Electrical cables insulated with plastic diameter<=19.5 mm,for oth electric cables insualated with plastic	10 512	15 109	218 101	639 201
85444924	Electrical cables insulated with plastic diameter<=19.5 mm,for oth, insulated with rubber,plastic/paper	20 333	26 378	78 909	133 725
85444929	Electrical cables insulated with plastic diameter>19.5 mm,not use for telecomunicationt, voltage <=80V	630 289	1 576 305	4 497 871	10 742 718
85444931	Submarine telephone/telegraph/radio relay cablesnot fitted with connectors; 80V<voltage <=1.000 V	2 011	2 011	14 647	14 647
85444932	Oth electric conductor, not fitted connector,insulated withplastic for used telcomnication, 80V< voltage <= 1.000V	72 020	353 336	665 840	3 224 100
85444939	Oth electric conductor, not fitted connector,insulated withoth material for used telecommunication, 80V< voltage <=1kV	101 260	277 889	2 740 618	8 824 570
85444941	Cable insulated with plastics, not fitted connectorfor not used telcomnication, 80V< voltage <= 1.000V	22 745	58 046	232 430	488 383
85444942	Oth electric conductor, not fitted connector,insulated withrubber, paper/plastics for not used telec, 80V<volt <=1000V	1 209 117	2 050 645	3 151 340	6 171 105
85444949	Oth electric conductor, not fitted connector,insulated withoth material oth than telecommunication, 80V< voltage <=1kV	646 179	1 090 427	4 597 642	8 419 129
85446011	Cables insulated with plastics, diameter <= 22,7 mm,1 kV<voltage<=36 kV	1	7	60	101
85446012	Oth electric conductors, insulated with rubber, plastics/paper, 1 kV<voltage<=36 kV	32 494	33 656	239 418	249 710
85446019	Oth electric conductors, not insulated, 1 kV<voltage<=36 kV	51 553	92 334	499 182	1 100 878
85446021	Cables insulated with plastics, diameter <= 22,7 mm,36 kV<voltage<=66 kV	173	173	1 602	1 602
85446022	Oth electric conductors, insulated with rubber, plastics/paper, 36 kV<voltage<=66 kV	50 726	77 592	695 819	1 151 382
85446029	Oth electric conductors,not insulated,36 kV<voltage<=66 kV	49 692	436 364	321 389	2 033 387
85446031	Oth electric conductors,insulated,with rubber,palstic/paper, Voltage > 66 kV	1	21 169	195	141 000
85446039	Oth electric conductors, not insulated, voltage >66 kV	430 335	3 188 464	2 347 032	19 039 693
85447010	Optical fibre cable of telephone, telegraph, radio relay cables,submarine	29 357	219 072	101 521	626 577
85447090	Other optical fibre cables	1 870 043	4 061 306	11 744 375	24 951 761
85451100	Electroda of graphite/oth carbon, used for furnaces	399 260	1 036 795	1 807 326	4 588 424
85451900	Electroda of graphite/oth carbon, used not for furnaces	521 009	644 288	3 042 605	3 543 572
85452000	Carbon brushes of graphite/oth carbon, for electrical purposed	91 001	180 281	1 607 617	3 261 472
85459000	Lamp carbons,battery carbons & oth article of graphite/oth carbon,with or w/o metal for electrical purposes	68 305	168 043	547 084	1 058 543
85461000	Electrical insulators of glass	81 393	175 268	169 353	354 758
85462010	Transformer bushing& circuit breaker insulators,of ceramics	40 913	64 239	944 142	1 244 477
85462090	Electrical insulators of any material other than glass and ceramics	179 412	530 606	665 354	1 320 645
85469000	Other electrical insulators of any materila not of glass and of ceramics	156 287	287 574	1 412 316	2 956 740
85471000	Insulating fitting for electrical mchines, appliances/equipment; of ceramics	43 695	113 532	1 011 155	3 018 119
85472000	Insulating fitting for electrical mchines, appliances/equipment; of plastic	197 391	424 110	2 498 155	5 429 995
85479010	Electric conduit tubbingg & joint therefor of base metal line with insulating material	71 517	130 290	181 884	419 370
85479090	Other insulating fittings for electrical mchines, appliances/ equipment, being fitting wholly of insulating material apart	130 814	406 199	1 036 480	2 802 986

https://www.bps.go.id

I.3. IMPOR MENURUT KOMODITI / IMPORT BY HS COMMODITY

***** FEBRUARI / *FEBRUARY 2022* *****

H S	Uraian Komoditi/*Commodity Description*	Berat bersih/*Net weight* (Kg)		Nilai/*Value CIF* (US$)	
		Bulan ini *Current month*	Kumulatif *Cum. Jan. to date*	Bulan ini *Current month*	Kumulatif *Cum. Jan. to date*
85481019	Lead acid scrap storage batteries, drained/undrained, of 6V and 12V electric accumulators of height >=23cm	5	5	107	107
85489010	Image sensors contact type copmrising a photo-conductive sensor element,an electric charge storage cendenser,	14 725	23 790	652 966	1 237 089
85489020	Printed circuit assemblies including such assemblies for external connections	46	60	5 235	7 268
85489090	other waste and scrap of other primary cells,primary batteries, and electric accumulator of used in aircraft	29 936	64 684	1 832 183	5 301 435
86011000	Rail locomotive powered from an external source of electricity	710	710	25 527	25 527
86012000	Rail locomotives powered by electric accumulators	0	7 696	0	15 163
86040000	Railway/tramway maintenance/service vehicles, whether or,not self-propelled	17 620	127 998	1 455 096	8 531 776
86071200	Other bogies and bissel-bogies	980 678	1 334 944	3 234 000	4 425 750
86071900	Axles and wheels, and parts thereof	8 617	8 898	375 778	400 005
86072100	Air brakes and parts thereof	2 762	25 097	100 702	412 682
86072900	Brakes and parts thereof other than air brakes	61	455	31 001	69 477
86073000	Hooks & oth coupling devices, buffers, and parts thereof	278 152	386 776	968 196	1 347 676
86079100	Other parts of locomotives	2 086	17 844	159 376	393 996
86079900	Other part of rolling stock	15	4 749	3 952	70 404
86080020	Electro-mechanic equip of railway/tramway track fixtures,fiiting, mechanic signaling,safety/traffic control equipment	19 924	49 709	637 125	1 302 105
86080090	non electro-mechc equip of railway/tramway track fixtures,fiiting, mechanic signaling,safety/traffic control equipment	15 739	82 924	56 402	613 764
86090010	Containers of metal,designed&equipped for carriage by one/more	14 803 754	26 124 837	19 614 508	29 467 888
86090090	Containers of oth material,designed&equipped for carriage by one/more modes of transport	461 316	1 114 777	507 947	895 645
87011011	Single axle tractor of power <=22.5kW,whether or not electricity for agricultural use	20 640	23 244	54 480	61 330
87011019	Single axle tractor of power <=22.5kW,whether or not electricity for other than agricultural use	0	3	0	173
87011091	Single axle tractor of power >22.5kW,whether or not electricity for	9 386	9 386	62 318	62 318
87011099	Single axle tractor of power >22.5kW,whether or not electricity for other than agricultural use	3 690	4 802	22 231	29 477
87012091	Road tractors for semi-trailers, new, not ckd	264 349	556 581	1 603 521	3 809 278
87012099	Road tractors for semi-trailers, used goods, not ckd	212 754	260 744	776 119	1 102 688
87013000	Track-laying tractors	0	57 660	0	247 528
87019110	Agriculture tractors of engine power <=18kW	12 009	27 917	180 629	306 174
87019210	Agriculture tractors of engine 18kW>power<=37kW	280 581	800 989	2 061 380	5 805 475
87019290	Other tractors of engine 18kW>power<=37kW	18 540	18 540	92 800	92 800
87019310	Agriculture tractors of engine 37kW>power<=75kW	151 732	353 768	1 022 227	2 502 319
87019410	Agriculture tractors of engine 75kW>power<=130kW	65 836	155 799	478 465	1 138 453
87019510	Agriculture tractors of engine power > 130kW	13 220	13 220	120 746	120 746
87019590	Other tractors of engine power > 130kW	49 500	50 270	770 000	770 621
87021060	Motor cars(incl stretch limousine)for transport>=10	0	4 644	0	49 034
87021089	Other motor coach,bus/minibus,for transport >=10 person,g.v.w.> 18 t but <=24 t,diesel/semi-diesel, not ckd	489 668	646 158	4 678 023	6 197 771
87029090	Oth motor,Not coaches, bus/minibus, of a g.v.w>24toth than gasoline,diesel,hybrid,electric propulsion,not CKD	0	27	0	50
87031010	Golf cars (including golf buggies) Vhcl spesially desig transport of persons for travel on snow	335	39 535	1 910	83 910
87031090	Oth than, Golf cars vhcl spesially designe transport of persons	8 581	9 811	13 550	27 453
87032112	All-Terrain Vehicles (ATV), gasoline of cilynder <1000cc, CKD	19 148	50 687	29 380	58 893
87032130	Vans, gasoline of cilynder <1000cc, CKD	171 220	367 808	547 280	1 187 920
87032142	All-Terrain Vehicles (ATV), gasoline of cilynder <1000cc, Not CKD	5 616	11 358	35 788	81 916
87032145	Sedan, gasoline of cilynder <1000cc, Not CKD	2 000	2 000	11 145	11 145
87032159	Oth motor car(Station Wagon&sport cars) Of Not 4WDgasoline of cilynder <1000cc, Not CKD	116 812	116 812	1 045 997	1 045 997
87032190	Vans, gasoline of cilynder <1000cc, Not CKD	454	454	3 180	3 180
87032229	Other motor car (Station Wagon&sport cars) Not Of 4WDgasoline of a cylinder 1,000 < cc <= 1,500, CKD	0	204 367	0	1 714 292
87032247	sedan, gasoline of a cylinder 1,000 < cc <= 1,500, Not CKD	600 684	876 384	8 641 718	12 938 948

https://www.bps.go.id

I.3. IMPOR MENURUT KOMODITI / IMPORT BY HS COMMODITY

***** FEBRUARI / *FEBRUARY 2022* *****

H S	Uraian Komoditi/*Commodity Description*	Berat bersih/*Net weight* (Kg)		Nilai/*Value CIF* (US$)	
		Bulan ini *Current month*	Kumulatif *Cum. Jan. to date*	Bulan ini *Current month*	Kumulatif *Cum. Jan. to date*
87032251	Other motor car (Station Wagon&sport cars) Of 4WDgasoline of a	128 242	132 682	1 257 577	1 300 305
87032259	Oth motor car (Station Wagon&sport cars) Of Not 4WDgasoline of a cylinder 1,000 < cc <= 1,500, Not CKD	100 005	629 854	1 159 779	6 334 751
87032290	Vans, gasoline of a cylinder 1,000 < cc <= 1,500, Not CKD	0	30 888	0	364 431
87032321	sedan, gasoline of a cylinder 1,500 < cc <= 1,800, CKD	1 640	1 640	93 658	93 658
87032322	sedan, gasoline of a cylinder 1,800 < cc <= 2,000, CKD	0	254 145	0	2 420 584
87032332	Other motor cars (Station Wagon&sport cars) Of 4WDgasoline of a cylinder 1,800 < cc <= 2,000, CKD	66 032	130 862	667 805	1 309 093
87032334	Other motor cars (Station Wagon&sport cars) Of 4WDgasoline of a cylinder >2500cc, CKD	144 538	144 538	1 544 910	1 544 910
87032335	Other motor cars (Station Wagon&sport cars) Of Not 4WDgasoline of a cylinder 1,800 < cc <= 2,000, CKD	0	115 801	0	1 615 796
87032355	Sedan, gasoline of a cylinder 1,500 < cc <= 1,800, Not CKD	54 121	124 856	669 983	1 533 543
87032356	Sedan, gasoline of a cylinder 1,800 < cc <= 2,000, Not CKD	22 385	27 670	465 563	617 800
87032357	Sedan, gasoline of a cylinder 2,000< cc<= 2,500, Not CKD	114 623	204 019	1 830 915	3 248 351
87032358	Sedan, gasoline of a cylinder >2,500cc, Not CKD	12 929	23 597	488 225	888 726
87032361	Other motor cars Station (Wagon&sport cars) Of 4WD gasoline of a cylinder 1,500 < cc <= 1,800, Not CKD	6 410	24 330	130 183	553 459
87032362	Other motor cars Station (Wagon&sport cars) Of 4WD gasoline of a cylinder 1,800 < cc <= 2,000, Not CKD	28 832	71 348	615 827	1 570 403
87032363	Other motor cars Station (Wagon&sport cars) Of 4WD gasoline of a cylinder 2,000 < cc <= 2,500, Not CKD	0	5 096	0	124 862
87032364	Other motor cars Station (Wagon&sport cars) Of 4WD gasoline of a cylinder >2,500cc, Not CKD	28 262	55 023	889 197	1 648 501
87032365	Oth motor car(Station Wagon&sport cars) Of Not 4WDgasoline of a cylinder 1,500 < cc <= 1,800, Not CKD	0	73 344	0	1 105 032
87032366	Oth motor car(Station Wagon&sport cars) Of Not 4WDgasoline of a cylinder 1,800 < cc <= 2,000, Not CKD	225 708	228 192	4 594 854	4 623 222
87032367	Oth motor car(Station Wagon&sport cars) Of Not 4WDgasoline of a cylinder 2,000 < cc <= 2,500, Not CKD	86 347	337 737	1 353 302	4 522 981
87032372	Vans, Of 4WDgasoline of a cylinder 1,800 < cc <= 2,000, Not CKD	504 247	663 045	5 899 896	7 739 002
87032373	Vans, Of 4WDgasoline of a cylinder 2,000 < cc <= 2,500, Not CKD	30 411	32 441	530 664	565 650
87032374	Vans, Of 4WDgasoline of a cylinder >2,500cc, Not CKD	0	2 071	0	102 695
87032445	Sedan, gasoline of a cylinder >3000cc, Of 4WD, Not CKD	3 280	3 280	302 322	302 322
87032449	Sedan, gasoline of a cylinder >3000cc, Of Not 4WD, Not CKD	46 997	69 117	2 820 943	4 170 156
87032451	Other motor cars (Station Wagon&sport cars) Of 4WDgasoline of a cylinder >3000cc, Not CKD	31 947	53 627	1 076 641	1 801 347
87032459	Oth motor car(Station Wagon&sport cars) Of Not 4WDgasoline of a cylinder >3000cc, Not CKD	1 420	7 928	80 986	678 200
87032461	Vans, gasoline of a cylinder >3000cc, Of Not 4WD, Not CKD	0	1 772	0	79 250
87032469	Other than wagon,sport car & vans, Of Not 4WDgasoline of a cylinder >3000cc, Not CKD	4 360	5 708	105 382	255 741
87033190	Other, diesel of cylinder <1500cc, Not CKD	0	2 878	0	26 835
87033272	Other motor cars (Station Wagon&sport cars) Of 4WDDiesel of cylinder 1,800 < cc <=2,000, Not CKD	38 095	38 095	358 416	358 416
87033273	Other motor cars (Station Wagon&sport cars) Of 4WDDiesel of cylinder > 2,000, Not CKD	114 400	175 104	1 901 570	2 870 034
87033276	Oth motor car(Station Wagon&sport cars) Of Not 4WDDiesel of cylinder > 2,000cc, Not CKD	652 693	1 255 204	10 852 027	20 465 581
87033372	Other motor cars (Station Wagon&sport cars) Of 4WDDiesel of cylinder > 3,000cc, Not CKD	43 342	145 763	1 043 685	3 443 733
87034032	All-Terrain Vehicles (ATV)gasoline hybrid-eng can't be charged, < 1,000cc, Not CKD	3 622	7 794	24 561	50 954
87034063	Sedan gasoline hybrid-eng can't be charged, 1,500cc<cylinder capacity<=1,800cc,Not CKD	26 582	45 674	330 793	563 981
87034065	Sedan gasoline hybrid-eng can't be charged, 2,000cc<cylinder capacity<=2,500cc,Not CKD	123 275	187 778	2 215 737	3 254 520
87034068	Sedan gasoline hybrid-eng can't be charged, cylinder capacity>3000cc,of Not 4WD, Not CKD	3 367	3 367	91 373	91 373
87034083	Oth motor cars (Wagon&sport car) Of Not 4WDgasoline hybrid-eng can't be charge,1,500<cc<=1,800,Not CKD	238 807	378 933	3 133 539	4 970 969

https://www.bps.go.id

I.3. IMPOR MENURUT KOMODITI / IMPORT BY HS COMMODITY

***** FEBRUARI / *FEBRUARY 2022* *****

H S	Uraian Komoditi/*Commodity Description*	Berat bersih/*Net weight* (Kg)		Nilai/*Value CIF* (US$)	
		Bulan ini *Current month*	Kumulatif *Cum. Jan. to date*	Bulan ini *Current month*	Kumulatif *Cum. Jan. to date*
87038091	Go-karts, electric vehicle, not CKD	0	1 001	0	1 126
87038097	Sedan, electric vehicles designed for person, not CKD	5 080	43 873	156 770	762 730
87038098	Other electric vehicles designed for person incl sta wagon & sports cars, but not vans, not CKD	76 396	119 194	1 496 999	2 194 287
87038099	Other electric vehicles designed for person, not CKD	1 651	2 933	1 569	2 965
87039019	Other motor vehicles designed for person, CKD	0	95	0	238
87039099	Other other motor vehicles designed for person, not CKD	5 135	5 135	205 808	205 808
87041013	Motor vehicles for transport of good design for off-highway usewith g.v.w. < 5 t, CKD	27 094	30 233	115 175	124 639
87041016	Motor vehicles for transport of good design for off-highway usewith 20 t < g.v.w. < 24 t, CKD	0	297 872	0	1 302 258
87041017	Motor vehicles for transport of good design for off-highway usewith	0	18 000	0	32 590
87041018	Motor vehicles for transport of good design for off-highway usewith	0	132 100	0	2 051 420
87041031	Motor vehicles for transport of good design for off-highway usewith g.v.w. < 5 t, not CKD	15 371	32 844	54 633	128 057
87041036	Motor vehicles for transport of good design for off-highway usewith 38 t < g.v.w. < 45 t, not CKD	163 898	681 030	1 958 717	8 265 622
87041037	Motor vehicles for transport of good design for off-highway usewith g.v.w. > 45 t, not CKD	7 917 267	14 841 837	87 407 028	147 606 535
87042119	Motor vehicles for transport of good, diesel, g.v.w <= 5 tother refrigerated lorries (trucks), CKD	419	1 345	3 808	9 750
87042129	Motor vehicles for transport of good, diesel, g.v.w <= 5 tother lorries (trucks), not CKD	4 309 091	7 604 877	33 513 093	59 330 765
87042239	Motor vehicles for transport of good,diesel, 6 t< g.v.w<= 20 tother refrigerated lorries (trucks), CKD	0	65 991	0	768 534
87042242	Motor vhcl for transport of good,diesel, 6 t< g.v.w<= 20 tgarbage	10 721	10 721	39 596	39 596
87042251	Oth Motor vehicles for transport of good,dieselwith 6 t < g.v.w <=	161 540	400 560	748 300	1 863 424
87042259	Oth Motor vehicles for transport of good,dieselother g.v.w, not CKD	191 245	191 245	893 825	893 825
87042323	Motor vhcl for transport of good,diesel,20 t< g.v.w<= 24 ttanker vehicles; bulk-cement lorries (trucks), not CKD	0	10 500	0	56 641
87042363	Motor vhcl for transport of good,diesel,24 t< g.v.w<= 45 ttanker vehicles; bulk-cement lorries (trucks), not CKD	0	12 790	0	52 707
87042366	Motor vhcl for transport of good,diesel,24 t< g.v.w<= 45 tdumpers, not CKD	861 483	7 589 147	3 150 347	22 755 474
87042369	Motor vhcl for transport of good,diesel,24 t< g.v.w<= 45 tother	6 383 312	12 171 665	31 848 113	51 341 725
87042386	Motor vhcl for transport of goods, diesel, g.v.w > 45 tdumpers, not CKD	2 210 340	9 020 881	7 610 369	29 672 745
87042389	Motor vhcl for transport of goods, diesel, g.v.w > 45 tother lorries (trucks), not CKD	488 344	1 049 032	3 780 720	6 536 895
87043129	Motor vhcl for transport of goods, gasolin, g.v.w <= 5 tother lorries (trucks), not CKD	275 832	470 537	2 206 313	3 998 427
87043298	Motor vhcl for transport of goods, gasolin, g.v.w > 45 tdumpers, not CKD	58	58	5 747	5 747
87049010	Oth motor vhcl for the transport of goods CKD	18 675	18 675	85 200	85 200
87051000	Special purpose motor vhcl, not design for person & goodcrane lorries	1 591 772	2 749 121	6 211 073	10 548 998
87053000	Special purpose motor vhcl, not design for person & goodfire fighting vehicles	36 105	343 625	155 704	3 582 542
87054000	Special purpose motor vhcl, not design for person & goodconcrete-mixer lorries	232 322	331 260	901 925	1 260 759
87059050	Oth special purpose motor vhcl,not design for person & goodStreet cleaning vhcl, cesspool emptiers, mobile clinics	24 053	73 896	88 975	487 996
87059090	Oth special purpose motor vhcl,not design for person & goodother special vhcl	74 205	378 728	419 822	2 017 586
87060019	Chassis fitted with engines for vhcl of heading 8701other agricultural tractors	137	137	5 337	5 337
87060022	Chassis fitted with engines for vhcl of heading 8702other, for vehicles with g.v.w. <= 24 t	36 595	36 595	179 917	179 917
87060023	Chassis fitted with engines for vhcl of heading 8702other, for vehicles with g.v.w. > 24 t	192 000	192 000	691 884	691 884

https://www.bps.go.id

I.3. IMPOR MENURUT KOMODITI / IMPORT BY HS COMMODITY

***** FEBRUARI / *FEBRUARY 2022* *****

H S	Uraian Komoditi/*Commodity Description*	Berat bersih/*Net weight* (Kg)		Nilai/*Value CIF* (US$)	
		Bulan ini *Current month*	Kumulatif *Cum. Jan. to date*	Bulan ini *Current month*	Kumulatif *Cum. Jan. to date*
87060031	Chassis fitted with engines for vhcl of heading 8703for go-kart &golf car (incl golf buggie) and similar vhcl	0	270	0	362
87060039	Chassis fitted with engines for vhcl of heading 8703for oth motor	0	1 944	0	2 587
87060050	Chassis fitted with engines for vhcl of heading 8705	15	2 895	210	32 170
87071090	Bodies (incl cabs), for the motor vhcl of heading 8703for other vhcl	1 071	3 401	8 023	32 320
87079011	Bodies (incl cabs), for oth the motor vhcl of heading 8701driver's cabin for vehicles of subheading 870120	7 444	10 797	101 535	164 887
87079019	Bodies (incl cabs), for oth the motor vhcl of oth vhcl of heading 870120	89	506	1 773	3 373
87079030	Bodies (incl cabs), for oth the motor vhcl of heading 8705	2 257	5 457	13 683	40 183
87079040	Bodies (incl cabs), for oth the motor vhcl of heading 8704 driver's cabin for dumpers designed for off-highway use	48 097	91 638	553 056	1 031 341
87079090	Bodies (incl cabs), for oth the motor vhcl of heading 8704 oth driver's cabin for dumpers designed for off-highway use	2 070	9 404	57 112	167 883
87081010	Bumper/parts and acc motor vhcl of heading 8701 to 8705for vehicles of heading 8701	4 976	9 505	19 397	78 138
87081090	Bumper/parts and acc motor vhcl of heading 8701 to 8705for other vehicles of heading 8701	328 548	876 231	2 607 276	6 193 386
87082100	Safety seat belts motor vhcl of heading 8701 to 8705	133 214	228 795	1 385 809	2 391 146
87082911	Components of door trim assemblies for vehicles of heading 8701	179	1 933	4 615	34 006
87082915	Components of door trim assemblies, door armrests for vehicles of heading 8703	659	3 336	19 192	35 275
87082916	Components of door trim assemblies, for other vehicles of heading 8701	206 233	434 985	2 037 344	4 529 967
87082917	Components of door trim assemblies, for vehicles of subheading 8704.10	323	624	10 873	23 519
87082918	Components of door trim assemblies, for vhcl of heading 8702 or	2 950	14 797	26 427	123 862
87082919	Components of door trim assemblies, for other vhcl of heading 87.02 or oth vhcl of heading 8704	472 825	1 164 992	4 027 231	8 910 652
87082920	Parts of safety seat belts	356 572	684 567	3 302 895	6 640 044
87082992	Other parts of safety seat beltsfor vehicles of heading 8701	6 104	15 595	41 887	105 803
87082993	Interior trim fittings, mudguardsfor vehicles of heading 8703	269 165	592 895	2 737 826	5 871 305
87082994	Hood rods for vehicles of heading 8703	1 340	2 271	6 594	13 959
87082995	Other interior trim fittings, mudguardsfor vehicles of heading 8703	1 150 952	2 439 714	10 918 965	23 395 442
87082996	Interior trim fittings; mudguardsfor vehicles of heading 8702 or	2 730	10 325	45 084	121 952
87082997	Hood rods for vehicles of heading 8702 or 8704	22	90	126	421
87082998	Other interior trim fittings, mudguardsfor vehicles of heading 8702 or 8704	57 947	151 583	406 994	941 902
87082999	Other interior trim fittings, mudguards	558 718	1 219 637	5 719 532	11 956 432
87083010	Brakes and servo-brakes; parts thereof for vehicles of heading 8701	94 404	191 701	356 682	822 106
87083021	Brake drums, brake discs or brake pipes for vehicles of heading	417 938	774 665	2 628 230	5 620 586
87083029	Other brake drums, brake discs or brake pipes for vehicles of heading 8703	971 187	1 975 826	14 671 490	29 358 936
87083030	Brake drums, brake discs or brake pipes for vehicles of heading 8702 or 8704	151 438	319 395	1 233 774	2 354 640
87083090	Other brake drums, brake discs or brake pipes for vehicles of heading 8702 or 8704	861 289	1 771 905	9 933 141	21 102 861
87084011	Gear boxes, unassembled for vehicles of heading 8703	66 613	147 254	780 968	1 727 137
87084013	Gear boxes, unassembled for vehicles of heading 8704 or 8705	115 736	240 120	1 166 685	2 686 924
87084014	Gear boxes, unassembled for vehicles of heading 8701	2 308	5 787	18 632	67 875
87084019	Other gear boxes, unassembled	17 695	41 494	583 505	1 266 658
87084025	Gear boxes, assembled for vehicles of heading 8701	70	887	1 321	26 112
87084026	Gear boxes, assembled for vehicles of heading 8703	2 827 800	7 159 776	43 962 029	110 749 287
87084027	Gear boxes, assembled for vehicles of heading 87.04 or 87.05	187 740	382 253	3 420 617	7 039 693
87084029	Other gear boxes, assembled	365 584	926 228	3 292 977	8 014 917
87084091	Parts for vehicles of heading 8701	5 196	6 077	69 080	86 012
87084092	Parts for vehicles of heading 8703	777 492	1 428 951	13 779 863	25 594 988
87084099	Other parts	876 868	1 710 733	5 742 691	13 017 450
87085011	Drive axl with differential, w/ or w/o transmission compunassembled for vhcl of heading 8703	475 819	1 070 670	3 260 827	6 985 866

https://www.bps.go.id

I.3. IMPOR MENURUT KOMODITI / IMPORT BY HS COMMODITY

***** FEBRUARI / *FEBRUARY 2022* *****

H S	Uraian Komoditi/*Commodity Description*	Berat bersih/*Net weight* (Kg)		Nilai/*Value CIF* (US$)	
		Bulan ini *Current month*	Kumulatif *Cum. Jan. to date*	Bulan ini *Current month*	Kumulatif *Cum. Jan. to date*
87085013	Drive axl with differential, w/ or w/o transmission compunassembled for vhcl of heading 8704 or 8705	19 092	200 506	423 227	1 221 334
87085015	Drive axl with differential, w/ or w/o transmission compunassembled for vhcl of heading 8701	10 309	21 728	20 072	48 145
87085019	Drive axl with differential, w/ or w/o transmission compother unassembled	244 086	410 724	1 076 153	1 790 327
87085025	Drive axl with differential, w/ or w/o transmission compansambled for vehicles of heading 8701	1 489	11 598	44 234	304 567
87085026	Drive axl with differential, w/ or w/o transmission compansambled for vehicles of heading 8703	1 124 935	2 402 664	15 792 450	34 835 577
87085027	Drive axl with differential, w/ or w/o transmission compansambled for vehicles of heading 8704 or 8705	212 727	419 610	1 886 518	4 195 415
87085029	Drive axl with differential, w/ or w/o transmission compother ansambled	83 648	113 415	502 886	815 313
87085091	Crown wheels and pinionspart for vhcl of heading 8701	23 234	41 608	77 668	164 897
87085092	Other crown wheels and pinionspart for vhcl of heading 8702	468 911	1 040 806	1 211 036	2 646 443
87085094	Crown wheels and pinions part for vehicles of heading 8703	139 854	228 901	1 772 233	3 101 263
87085095	Other crown wheels and pinions part for vehicles of heading 8703	673 868	1 399 322	6 704 288	13 369 764
87085096	Crown wheels and pinions part for other vehicles	67 309	140 498	799 165	1 735 630
87085099	Other crown wheels and pinions part for other vehicles	1 255 343	2 821 741	9 369 949	19 255 381
87087015	Hub-caps for vehicles of heading 8701	340	1 200	6 100	18 945
87087016	Hub-caps for vehicles of heading 8703	33 321	51 210	423 676	727 263
87087017	Hub-caps for vehicles of subheading 8704.10	3 528	5 464	21 095	31 412
87087018	Hub-caps for other vehicles of heading 8702 or 8704	321 958	740 504	466 275	1 077 550
87087019	Other Hub-capsfor other vehicles of heading 8702 or 8704	511 797	824 742	596 957	1 183 025
87087021	Wheels fitted with tyres for vehicles of heading 8701	668	668	1 898	1 898
87087022	Wheels fitted with tyres for vehicles of heading 8703	0	264	0	3 971
87087029	Other wheels fitted with tyres	543	543	6 533	6 533
87087031	Wheels not fitted with tyres for vhcl of heading 8701	0	83	0	1 574
87087032	Wheels not fitted with tyres for vhcl of heading 8703	679 495	1 904 742	3 400 411	8 656 061
87087033	Wheels not fitted with tyres for dumper design for off-higghway use g.v.w w/ > 45 t	119 918	299 936	382 469	883 815
87087034	Wheels not fitted with tyres for vhcl of heading 8702 / oth vhcl of heading 8704	478 834	1 102 077	714 996	1 575 850
87087039	Other wheels not fitted with tyres	212 680	513 177	502 307	851 452
87087095	Other road wheels and parts and accessories thereof for vhcl of heading 8701	5 800	8 559	65 897	146 038
87087096	Other road wheels and parts and accessories thereof for vehicles of heading 87.02 or 87.04	84 496	190 914	291 054	573 160
87087097	Other road wheels and parts and accessories thereof for vhcl of heading 8701	94 721	188 788	801 245	1 577 027
87087099	Other road wheels and parts and accessories thereof for vhcl of other heading	428 589	1 095 136	902 385	2 059 473
87088015	Suspension systems (including shock-absorbers)for vhcl of heading 8701	9 048	15 399	49 492	122 623
87088016	Suspension systems (including shock-absorbers)for vhcl of heading 8703	603 544	954 192	3 828 584	6 293 947
87088017	Suspension systems (including shock-absorbers)for vehicles of subheading 8704.10 or heading 87.05	4 506	20 508	92 713	248 659
87088019	Other suspension systems (including shock-absorbers)	143 296	320 094	771 154	1 875 993
87088091	Part of suspension systems (including shock-absorbers)for vhcl of heading 8701	5 352	12 040	75 739	185 850
87088092	Part of suspension systems (including shock-absorbers)for vhcl of heading 8703	428 924	803 100	3 022 795	5 583 395
87088099	Part of suspension systems (including shock-absorbers)for vhcl of other heading	520 340	1 272 062	3 562 634	7 923 323
87089115	Radiators for vhcl of heading 8701	1 962	3 874	27 648	67 583
87089116	Radiators for vhcl of heading 8703	70 574	124 194	589 387	1 097 200
87089117	Radiators for vhcl of heading 8702 or 8704for vhcl of subheading 8704.10	55 656	110 483	667 021	1 312 550

https://www.bps.go.id

H S	Uraian Komoditi/*Commodity Description*	Berat bersih/*Net weight* (Kg)		Nilai/*Value CIF* (US$)	
		Bulan ini *Current month*	Kumulatif *Cum. Jan. to date*	Bulan ini *Current month*	Kumulatif *Cum. Jan. to date*
87089118	Other radiators for vhcl of heading 8702 or 8705for vhcl of subheading 8704.10	17 292	34 486	140 686	294 281
87089119	Other radiators for vhcl of heading 8702 or 8705	73 916	138 253	796 334	1 561 964
87089191	Part of radiators for vehicles of heading 8701	10	32	100	1 746
87089193	Part of radiators drain plugs, for vehicles of heading 8703	32 841	40 509	88 891	288 142
87089194	Part of radiators for vhcl of heading 8702/8704drain plugs (excluding subheading 8704.10)	78 101	176 781	1 340 068	3 053 882
87089195	Other part of radiators for vehicles of heading 8703	35 704	79 882	518 379	1 205 048
87089199	Other part of radiators	96 713	199 093	1 216 169	2 535 842
87089210	Silencers (mufflers) and exhaust pipes, parts thereof for vehicles of heading 87.01	256	454	11 042	17 965
87089220	Silencers (mufflers) and exhaust pipes, parts thereof for vehicles of heading 87.03	150 450	323 197	1 932 815	4 403 784
87089251	Silencers (mufflers) and exhaust pipesfor vehicles of subheading 8704.10 :	19 371	34 934	196 334	432 107
87089252	Part of silencers (mufflers) and exhaust pipesfor vehicles of subheading 8704.10 :	6 337	12 364	145 404	309 600
87089261	Silencers (mufflers) and exhaust pipesfor vhcl of heading 87.02 or	6 380	19 005	58 834	175 769
87089262	Part of silencers (mufflers) and exhaust pipesfor vhcl of heading	3 450	8 054	68 962	184 305
87089290	Other part of silencers (mufflers) and exhaust pipes	62 757	144 849	768 647	1 511 378
87089350	Clutches and parts thereof for vehicles of heading 87.01	22 818	58 972	123 327	271 216
87089360	Clutches and parts thereof for vehicles of heading 8703	579 218	1 110 032	4 612 252	8 854 012
87089370	Clutches and parts thereof for vehicles of heading 8704 or 8705	93 121	227 707	1 074 953	2 269 862
87089390	Other clutches and parts thereof	398 305	781 832	2 443 231	4 567 056
87089411	Steering wheels, steering columns & boxes, parts thereof for vehicles of heading 8701	19 189	66 158	93 062	411 873
87089419	Oth steering wheel, steering columns & boxes, part thereof	123 696	182 935	542 589	854 581
87089494	Other steering wheels with airbag assemblies for vehicles of heading 8701	1 173	3 536	42 595	127 665
87089495	Other steering wheels with airbag assemblies for vehicles of heading 8703	803 524	1 621 956	10 285 366	19 383 171
87089499	Other steering wheels with airbag assemblies	950 853	1 962 653	8 791 057	19 566 712
87089510	Safety airbags with inflater system	219 095	434 424	4 740 970	9 658 497
87089590	Part of safety airbags with inflater system	232 948	419 943	4 818 253	8 579 514
87089911	Unassembled fuel tanks; engine brackets, part & accessories of motor vhcl for vhcl heading 87.01	8 460	22 530	49 456	114 641
87089919	Other unassembled fuel tanks; engine brackets, part & accessories of motor vhcl for vhcl heading 87.01	702 155	1 542 182	6 564 361	15 927 405
87089921	Fuel tanks for vehicles of heading 87.02, 87.03 or 87.04 :	69 444	123 973	707 162	1 253 774
87089924	Lower half of the fuel tank; fuel caps; filler pipes, filler hose assembly for vhcl of heading 8702, 8703/8704	37 631	62 192	295 609	581 764
87089925	Other parts of fuel tanks	74 796	131 884	581 746	994 311
87089930	Accelerator, brake or clutch pedals	74 977	142 646	1 156 823	2 192 659
87089940	Battery carriers or trays and brackets therefor	6 855	13 672	39 520	72 596
87089950	Radiator shrouds	597	3 114	9 145	24 955
87089961	Chassis frames or parts thereof :for vehicles of heading 87.02	4 272	4 574	34 120	39 061
87089962	Chassis frames or parts thereof :for vehicles of heading 87.03	110 198	243 131	909 916	1 808 837
87089963	Chassis frames or parts thereof :for vehicles of heading 87.04	35 722	235 958	145 348	629 325
87089970	Engine brackets	107 010	181 737	1 177 505	1 596 496
87089980	Other chassis frames or parts thereof :	2 844 162	5 714 001	37 602 167	72 305 838
87089991	Unassembled fuel tanks; engine bracketsfor vehicles of other than heading 87.03	25 490	52 298	455 876	941 748
87089999	Other unassembled fuel tanks; engine bracketsfor vehicles of other than heading 87.03	3 099 198	6 909 678	17 115 572	39 107 241
87091100	Electrical works trucks, self propelled, not fitted with lifting equipment, of type used in factories, warehouses	32 898	92 663	407 286	689 672
87091900	Other electrical works trucks, self propelled, not fitted w/ lifting equipment, of type used in factories, warehouses	6 704	625 833	30 916	1 386 010
87099000	Part of electrical works trucks, self propelled, not fittedw/ lifting equipment, of type used in factories, warehouses	40 851	53 307	32 324	100 244

https://www.bps.go.id

H S	Uraian Komoditi/*Commodity Description*	Berat bersih/*Net weight* (Kg)		Nilai/*Value CIF* (US$)	
		Bulan ini *Current month*	Kumulatif *Cum. Jan. to date*	Bulan ini *Current month*	Kumulatif *Cum. Jan. to date*
87100000	Tanks and other armoured fighting vehicles, motorised,whether or not fitted w/ weapons, and parts of such vhcl	1 357	99 029	38 134	6 488 302
87111014	Gasoline powered kick scooters; ìpocket motorcyclesîCKD	2	11 014	38	21 905
87111015	Other gasoline motorcycles and motor scootersCKD	0	4	0	78
87111019	Other gasoline motorcycles CKD	0	212	0	1 906
87111092	Gasoline mopeds and motorised bicycles, with cc < 50 not CKD	27 234	66 448	29 140	96 610
87111094	Gasoline powered kick scooters; ìpocket motorcyclesînot CKD	31 086	74 795	88 381	217 962
87111095	Other gasoline motorcycles and motor scooters not CKD	0	1 836	0	3 832
87111099	Other gasoline motorcycles not CKD	0	9 161	0	20 020
87112011	Gasoline motocross motorcycles with 50 < cc 250CKD	0	1 758	0	15 839
87112013	Gasoline pocket motorcycles with 50 < cc 251CKD	12 900	12 900	12 900	12 900
87112014	Other motorcycles (with or without side-cars) incl scooterswith 150 < cc < 200, CKD	72 803	81 208	177 090	401 466
87112016	Other motorcycles (with or without side-cars) incl scooterswith other cc	0	20 886	0	130 144
87112019	Other motorcycles, CKD	103 175	103 175	250 067	250 067
87112091	Motocross motorcyclesnot CKD	26 978	70 247	664 831	1 737 791
87112092	Mopeds and motorised bicycles not CKD	0	8 280	0	10 467
87112093	Pocket motorcyclesnot CKD	5 169	5 169	13 724	13 724
87112095	Other motorcycles (w/ or without side-cars) incl scooters with 200 < cc < 250, not CKD	0	34 045	0	198 728
87112096	Other motorcycles (w/ or without side-cars) incl scooters with other cc, not CKD	394 129	875 056	5 935 779	13 127 855
87112099	Other motorcycles not CKD	230	12 106	3 290	114 694
87113011	Motocross motorcycles, CKD	0	4 530	0	40 824
87113019	Motocross motorcycles, not CKD	0	225	0	911
87113090	Other motocross motorcycles, not CKD	26 218	26 906	282 003	288 527
87114090	Other gasoline motocross motorcycles, not CKDwith 500 < cc < 800	2 565	25 388	59 716	406 414
87115020	Gasoline motocross motorcycles, CKDwith cc > 800	0	591	0	5 328
87115090	Gasoline motocross motorcycles, CKDwith cc > 800	10 077	16 232	408 504	692 734
87116011	Bicycles, CKD, with electric motor for propulsion	0	4 727	0	8 357
87116012	Kick scooters, self-balancing cycle, pocket motorcycleswith electric motor for propulsion ,CKD	3 755	3 758	3 749	3 814
87116013	Other motorcycles with electric motor for propulsion, CKD	477	477	2 920	2 920
87116019	Other cycles with electric motor for propulsion, CKD	564	11 511	777	34 837
87116091	Bicycles with electric motor for propulsion, not CKD	1 107	8 018	3 531	13 696
87116092	Kick scooters, self-balancing cycle, pocket motorcycleswith electric motor for propulsion ,not CKD	8 083	30 339	12 831	85 375
87116093	Other motorcycles with electric motor for propulsion,not CKD	937	8 429	12 777	76 263
87116099	Other cycles with electric motor for propulsion, not CKD	2 485	8 701	23 817	41 352
87119040	Side-cars	0	94	0	157
87119090	Other motorcycles with/without side cars, not CKD	951	951	1 596	1 596
87120010	Racing bicycles not motorised.	9 342	19 507	668 687	1 387 563
87120020	Bicycles designed to be ridden by children not motorised.	222 394	846 022	522 589	1 919 362
87120030	Other bicycles not motorised.	979 744	1 944 311	2 717 639	5 787 292
87120090	Other cycles (incl delivery tricycles), not motorised.	1	1 738	44	136 318
87131000	Carriages for disabled persons, not mechanically propelled	76 799	267 830	223 906	889 736
87139000	Carriages for disabled persons, with mechanically propelled	87 006	212 958	284 061	845 963
87141010	Saddles of motorcyles (incl mopeds)	20 948	38 083	69 144	129 091
87141020	Spokes & nipples of motorcyles (incl mopeds)	246 907	510 608	810 996	1 490 672
87141030	Frame& fork incl telescopic fork,rear suspens&part thereof of motorcycles (incl mopeds)	1 084 183	2 457 480	2 870 166	6 780 516
87141040	Gearing,gearbox,clutch&oth transmission equipment & part thereof of motorcycles (incl mopeds)	1 176 967	2 404 095	4 067 151	8 865 007
87141050	Wheel rims of motorcycles (including mopeds) :	710 884	1 945 249	4 203 418	10 935 494
87141060	Brakes and parts thereof of motorcycles (incl mopeds)	756 157	2 096 002	1 554 277	3 984 197
87141070	Silencer (muffler) & parts thereof of motorcycl(incl moped)	98 382	262 059	1 210 469	4 543 425
87141090	Other of motorcycles (including mopeds)	7 025 527	14 872 670	28 841 302	59 021 872
87142011	Castor wheel of carr for disabled person of a dia/incl.tyre>=75 mm but<=100 mm, the width wheel/ tyre fitted is>=30 mm	0	316	0	408

https://www.bps.go.id

I.3. IMPOR MENURUT KOMODITI / IMPORT BY HS COMMODITY

***** FEBRUARI / *FEBRUARY 2022* *****

H S	Uraian Komoditi/*Commodity Description*	Berat bersih/*Net weight* (Kg)		Nilai/*Value CIF* (US$)	
		Bulan ini *Current month*	Kumulatif *Cum. Jan. to date*	Bulan ini *Current month*	Kumulatif *Cum. Jan. to date*
87142012	Castor wheel of carr for disabled person of a dia/incl.tyre>=100 mm but<=250 mm, the width wheel/ tyre fitted is>=30 mm	1 527	1 527	17 400	17 400
87142019	Castor wheel of carr for disabled person of a dia/incl.tyreOth.>=100mm but<=250mm the width wheel/ tyre fitted is>=30mm	9 826	34 153	14 162	46 944
87142090	Other Castor wheel of carriages for disabled person	1 964	16 692	11 397	56 202
87149110	Frames and forks, and parts thereof for bicycle of bicycles desined to be ridden by children	149 516	370 367	782 420	1 457 324
87149191	Parts for other forks for bicycles desined to be riddenby children	156 904	323 616	1 236 562	2 164 970
87149199	Other parts for other forks for bicycles desined to be by children	386 757	1 288 360	3 075 478	10 225 303
87149210	Wheel rims and spokes for bicyle desined to be by children	60 165	161 239	227 957	500 074
87149290	Oth. wheel rims and spokes for bicyle of heading 8712.00.20	377 901	953 010	1 554 777	4 026 486
87149310	Hubs-oth than coaster braking hubs&hub brakes, & free-wheelsprocket-wheels for bicycles desined to be by children	45 216	68 050	126 177	185 072
87149390	Other hubs-oth than coaster braking hubs&hub brake, & free-wheel sprocket-wheels for bicycles desined to be by children	175 531	442 529	1 665 485	4 043 833
87149410	Brakes, incl.coaster braking hubs& hub brake,&part thereof For bicycles desined to be by children	37 536	81 749	203 283	341 899
87149490	Oth.Brakes, incl.coaster braking hubs& hub brake,&part thereof for bicycles desined to be by children	183 918	559 926	2 010 654	5 412 744
87149510	Saddles for bicycles desined to be by children	46 113	103 481	184 585	411 513
87149590	Other saddles for bicycles desined to be by children	93 507	297 180	428 472	1 375 717
87149610	Pedals and crank-gear, and parts thereof for bicycles desined to be by children	101 991	270 270	501 118	1 209 995
87149690	Oth.pedals & crank-gear, and parts thereof for bicycles ofsubheading 8712.00.20	216 386	523 056	1 517 808	3 890 740
87149911	Handle bar, pillar, mudguard, reflector, carr, control cabl,lamp or bracket lugsoth.acc.for bicycl of subhead 87120020	186 509	340 584	653 394	1 122 209
87149912	Chain wheels and cranks; other parts for bicyles of heading8712.00.20	32 739	34 228	70 197	80 681
87149991	Oth handle bar, pillar, mudguard, reflector, carr, control cabl, lamp/bracket lugsoth.acc.for bicycl of subhead 87120020	759 137	1 903 121	4 039 204	9 594 255
87149993	Other nipples for spokes for bicycles desined to be by children	567	6 660	4 901	36 371
87149994	Chain wheels and cranks; other parts for bicyles desined to be by children	1 111 311	2 505 491	8 347 031	19 165 969
87150000	Baby carriages and parts thereof.	418 028	962 208	1 442 988	3 322 807
87161000	Trailer&semitrailer of the caravan type for housing/camping	9	9	121	121
87163100	Tanker trailers and tanker semi-trailers	0	26 120	0	97 515
87163940	Not agricultural trailers and semi-trailers	59 625	84 852	543 200	579 647
87163991	Agricultural trailers and semi-trailers having a carryingcapacity (payload) exceeding 200 t	0	46 000	0	103 696
87163999	Agricultural trailers & semi-trailers not having a carryingcapacity (payload) exceeding 200 t	364 861	573 455	1 143 357	1 786 652
87164000	Other trailers and semi-trailers	1 134 877	1 988 433	2 112 104	3 119 436
87168010	Cart & wagon, sack truck, hand trolley & sim hand-propelledvehicl of a kind used in fact/workshop, except wheelbarrow	301 848	493 321	693 274	1 183 672
87168020	Wheelbarrows	758 085	1 125 314	1 106 355	1 687 243
87168090	Other wheelbarrows	236 126	486 617	583 585	1 350 535
87169013	Parts for trailer and semitrailers for goods of subheading 8716.20	1 107 411	1 250 682	787 486	1 408 580
87169019	Parts for trailer and semitrailers not-to goods of subheading 8716.20	444 043	996 913	1 565 400	3 074 913
87169021	Castor wheel a dia/incl tyre>100,but<=250mm width of wheelor tyre is>30mm for vehicles of subheading 87168010/87168020	25 929	84 365	51 542	212 164
87169022	Castor wheel not a dia/incl tyre>100,<=250mm width of wheelor tyre is>30mm for vehicles of subheading 87168010/87168020	89 862	159 330	166 743	238 591
87169023	Other, for goods of carts & wagons, sack trucks, hand trolleys & similar, except wheelbarrows	488	1 891	1 365	8 724
87169024	Other, for goods of wheelbarrows	265 125	493 677	419 141	768 070
87169094	Spokes and nipples	86	249	568	1 795
87169095	Castor wheel a dia/incl tyre>100,but<=250mm width of wheelor tyre fitted thereto is>30mm for other vehicles	12 191	28 605	108 914	271 119

https://www.bps.go.id

I.3. IMPOR MENURUT KOMODITI / IMPORT BY HS COMMODITY

***** FEBRUARI / *FEBRUARY 2022* *****

H S	Uraian Komoditi/*Commodity Description*	Berat bersih/*Net weight* (Kg)		Nilai/*Value CIF* (US$)	
		Bulan ini *Current month*	Kumulatif *Cum. Jan. to date*	Bulan ini *Current month*	Kumulatif *Cum. Jan. to date*
87169096	Other castor wheels	916	23 545	8 284	58 906
87169099	Oth trailer and semi-trailers	613 145	908 258	1 191 560	2 036 888
88021100	Helicopters of an unladenweight <= 2,000 kg	0	589	0	800 728
88022090	Aeroplane of an unladenweight > 2,000 kg	310	361	1 120 565	1 120 945
88031000	Propellers, rotors, parts thereofheading 8801 or 8802	3 121	5 108	835 581	1 146 705
88032000	Under-carriages, parts thereofheading 8801 or 8802	3 607	9 156	384 446	1 752 531
88033000	Other parts of aeroplanes/helicoptersheading 8801 or 8802	21 009	33 646	15 924 032	19 206 790
88039090	Other parts of goods of heading 8801 or 8802	235	1 133	237 810	251 541
88040010	Rotochutes and parts thereof	4	8	56	101
88040090	Oth parachutes (incl dirigible parachut,paragliders) androtochutes; parts thereof and accessories thereto.	1 673	12 013	3 135	1 955 949
88051000	Aircraft launching gear, part thereof,deck arrestor/similar gear&part thereof	2	2	333	333
88052910	Ground flying trainers	0	12	0	14 495
88052990	Other of ground flying trainers	53	65	15 226	24 857
89011070	Cruise ships,excursion boats,ferry-boats of all kinds ofa gross tonnage >1.000 but<=4.000	0	992 000	0	1 000 000
89012050	Tankers of gross tonnage <= 5.000	1 418 000	1 418 000	2 377 562	2 377 562
89019014	Other vessels,for transport. not motorised of a grosstonnage > 500	930 000	930 000	2 250 000	2 250 000
89019034	Other vessels,for transport motorised of a gross tonnage> 1.000 but <= 4,000	1 354 000	1 354 000	1 732 852	1 732 852
89019035	Other vessels,for transport motorised of a gross tonnage> 4.000 but <= 5,000	1 215 000	1 215 000	3 185 000	3 185 000
89019036	Other vessels,for transport motorised of a gross tonnage> 5.000 but <= 50,000	18 767 000	36 311 000	17 000 000	33 600 000
89020031	Fishing vessels of a gross tonnage <= 26	7 198	7 198	17 504	17 504
89031000	Yachts&oth vessels for pleasure/sports rowing boats&canoesinflatable	4 442	10 061	20 438	46 319
89039100	Sailboats, with/without auxiliary motor, not inflatable	0	426	0	7 482
89039200	Motorboats, other than outboard motorboats, not inflatable	5 537	5 537	51 920	51 920
89039900	Other vessels for pleasure/sports;canoes, not inflatable	118 067	120 639	85 908	111 910
89040031	Tugs and pusher craft, power <= 4000 hp of gross tonnage <= 26 ton	246 000	304 000	3 023 962	3 857 233
89040039	Tugs and pusher craft, power > 4000 hp of gross tonnage <= 26 ton	307 000	713 106	1 582 500	3 185 591
89051000	Dredgers	48	23 635	4 843	844 223
89052000	Floating or submersible drilling or production platforms	0	142	0	235
89059010	Floating docks	11 240	11 240	65 850	65 850
89069010	Lifeboats oth than rowing boats,oth vessels of displacementnot exceeding 30 t	4 993	12 692	39 245	1 290 480
89069090	Lifeboats oth than rowing boats,oth vessels of displacement> 300 t	872	16 323	23 538	68 931
89071000	Floating structures, inflatable rafts	5 849	21 911	57 595	147 101
89079010	Buoys	34 565	43 907	140 985	300 447
89079090	Other floating structures	122 802	315 550	1 100 652	2 830 727
90011010	Optical fibres ,optical fibre bundles&cables for telecom &oth electrical use	29 300	82 250	1 439 911	4 433 173
90011090	Optical fibres, optical fibre bundle&cable foroth than telecom and	16 211	83 865	625 852	1 129 819
90012000	Sheets and plates of polarising material	129	652	5 565	11 685
90013000	Contact lenses	12 406	25 037	864 965	2 032 395
90014000	Spectacle lenses of glass	7 477	16 723	98 800	132 186
90015000	Spectacle lenses of other materials	67 813	127 947	2 033 995	4 221 552
90019010	Prisms, mirror & oth optical elements for photograph or cinematographic cameras / projectors	491	1 899	178 145	687 324
90019090	Prisms, mirror & oth optical elements not for photograph orcinematographic cameras / projectors	23 428	56 663	1 909 010	4 331 922
90021100	Objective lenses for cameras, projectors or photographic enlargers or reducers	14 172	33 695	2 590 369	4 827 587
90021900	Objective lenses not for cameras, projectors orphotographic enlargers or reducers	2 950	9 251	237 216	439 837
90022020	Filters for cinematographic cameras,photographic cameras & other projectors	168	474	25 026	30 130
90022090	Filters not for projectors, cameras, cinematographic,and photographic	4 014	7 146	190 302	445 784

https://www.bps.go.id

I.3. IMPOR MENURUT KOMODITI / IMPORT BY HS COMMODITY

***** FEBRUARI / *FEBRUARY 2022* *****

H S	Uraian Komoditi/*Commodity Description*	Berat bersih/*Net weight* (Kg)		Nilai/*Value CIF* (US$)	
		Bulan ini *Current month*	Kumulatif *Cum. Jan. to date*	Bulan ini *Current month*	Kumulatif *Cum. Jan. to date*
90029020	Oth optical element oth than objective lens and filter for cinematographic projectors	14	15	1 099	1 144
90029030	Oth optical element oth than objective lens and filter for	349	1 177	186 750	471 235
90029090	Oth optical element oth than objective lens&filter not for cinematographic projectors,photographic camera&oth projector	1 930	6 548	218 073	409 300
90031100	Frames & mountings for spectacles,goggles of plastics	30 794	51 857	1 096 385	2 582 621
90031900	Frames & mountings for spectacles,goggles oth than plastics	19 089	39 613	1 072 899	2 259 268
90039000	Parts of frame & mounting for spectacles, goggles the like & parts thereof.	27 390	31 644	147 573	398 035
90041000	Sunglasses	169 965	387 117	1 273 018	2 961 533
90049010	Corrective spectacles	22 634	62 094	255 155	764 201
90049050	Protective goggles	27 370	65 620	234 824	488 157
90049090	Spectacles & the like excl corrective, protective googles	185 642	437 846	703 366	1 735 296
90051000	Binoculars	1 766	5 414	18 443	41 285
90058010	Astronomical instrument, excl instrument for radioastronomy	810	810	9 439	9 439
90058090	Monoculars & oth optical telescopes excl instrument forradioastronomy	11 625	16 424	1 087 421	1 097 916
90059090	Parts&accessories (include mountings)for oth optical telescopes	10 992	20 566	18 076	31 126
90063000	Cameras specially design for under wateruse for aerial survey, medical/surgical,comparison cameras	7 460	20 977	763 449	2 566 723
90064000	Instant print cameras	1 314	4 102	169 796	552 765
90065100	Oth cameras w/ a through-the lens viewfinder(slr),for roll film of	9	39	3 260	10 745
90065200	Oth cameras for roll film of width<35 mm	1	1	28	28
90065300	Oth cameras for roll film of width=35mm	6 317	6 402	41 207	48 808
90065990	Other laser photoplottersimage processor	2 258	6 247	524 320	1 416 661
90066100	Discharge lamp (ìelectronicî) flashlight apparatus	10 200	30 260	101 642	555 436
90066900	Photographic flashbulbs apparatus	22 907	43 939	48 346	117 661
90069130	Other, for cameras of subheadings 9006.40 to 9006.53	39	533	659	1 565
90069190	Other parts and accessories for cameras	15 731	26 752	114 618	386 233
90069910	Parts & accessories for photographicflash-light apparatus	5 138	17 078	12 446	27 029
90069990	Parts & accessories for flashbulbs apparatus	40 252	61 603	207 425	360 291
90071000	Cinematographic cameras wheter or not w/ sound recording apparatus	1 332	1 700	3 160 213	3 171 192
90072090	Cinematographic projectors for film >= 16 mm inwidth	1 980	2 475	78 818	84 807
90079100	Part & accessories of cinematographic cameras wheter or not w/ sound recording apparatus	2 005	4 435	75 164	301 081
90079200	Parts and accessories for projectors	348	2 739	49 460	149 156
90085090	Projector, enlarger&reducers oth than microfilm, microfiche, microform whether/not capable of producing copies	1 454	1 875	8 078	14 874
90089090	Part&accessories for image projector other of fotographic, enlarge & reducers	159	283	7 364	9 574
90105010	App for the project/draw of circuit pattern on sensitized substrates for the manufactureof PCB/PWB	1	794	118	76 723
90105020	Cinematographic editing&titling equipment,negatoscopesfor X-ray contact exposure unit used , Automatic plate maker	1 068	1 068	24 900	24 900
90105090	Oth app&equip for photograph laboratorie/inc cinematograph negatoscopes	1 045	1 573	1 955	17 129
90106010	Projection screens >= 300 inches	0	7 114	0	48 650
90106090	Projection screens < 300 inches	35 751	126 551	106 006	365 349
90109010	Parts&accessores of goods of subheading 9010.10 or 9010.60	13	108	158	263
90109030	Parts&acc of app for the project/drawing of circuit patternon seneitised substrates for the manufacture of PCB/PWB	226	494	1 879	21 356
90109090	Parts&acc of oth apparatus&equipment for photographics laboratories	0	206	0	2 214
90111000	Stereoscopic microscopes	544	3 519	18 192	31 947
90112000	Oth microscopes for photomicrography, cinephotomicrography or	414	702	8 340	156 760
90118000	Other optical microscopes	8 181	13 095	1 033 377	2 177 555
90119000	Parts and accessories of compoundoptical microscopes	16	77	3 260	13 528
90121000	Microscopes oth than optical microscope diffractionapparatus	543	8 041	130 925	463 668
90129000	Parts&acc for microscope oth than optical microscope	1 095	1 869	197 856	359 648

https://www.bps.go.id

H S	Uraian Komoditi/*Commodity Description*	Berat bersih/*Net weight* (Kg)		Nilai/*Value CIF* (US$)	
		Bulan ini *Current month*	Kumulatif *Cum. Jan. to date*	Bulan ini *Current month*	Kumulatif *Cum. Jan. to date*
90131000	Telescopic sights for fitting to arms periscopes,telescopes to part of mach	24 656	37 977	72 312	119 649
90132000	Lasers, other than laser diodes	11 511	23 247	373 257	794 125
90138010	Optical error verification&repair apparatus for PCB/PWB&PCA	348	1 428	36 815	105 597
90138020	Liquid crystal devices	28 692	63 114	2 708 121	5 739 467
90138090	Other devices, appliances&instrumentsof oth optical appliances	20 016	36 996	7 046 872	8 113 003
90139010	Parts & accessories of lasers oth thanlaser diodes (sub head	65	1 121	4 938	11 719
90139050	Parts&acc of liquid crystaldevices (sub head 90138020)	15	617	419	56 868
90139090	Parts & acc of oth than goods oflasers,liquid crystal,oth device optical	3 729	5 945	234 709	327 101
90141000	Direction finding compasses	1 786	7 409	20 045	104 260
90142000	Instrum&appliances for aeronautical/space navigation (other than compasses)	14	56	25 978	114 426
90148011	Sonar or echo sounder of a kind used on ships	659	839	87 763	134 186
90148019	Oth navigation instrument&appl of used onship work with an automatic data process mach	408	3 546	9 497	22 671
90148090	Other navigation instrument&appliances of oth used on ships	10 014	14 253	954 122	1 304 463
90149010	Parts&acc of navigation instrument&app of a kind used on ships, working in conjunction w/ auto data processing mach	173	303	28 122	54 563
90149090	Parts & acc of other navigation instruments & appliances	402	9 730	11 781	51 428
90151010	Rangefinders of used in photography or cinematography	33	620	14 785	28 761
90151090	Rangefinders oth of used inphotography or cinematography	5 184	16 147	100 509	200 617
90152000	Theodolites & tachymeters (tacheometers)	4 960	6 187	332 098	485 063
90153000	Levels (measuring higher of ground)	3 531	25 944	83 612	142 227
90154000	Photogrammetrical surveying instrumentsand appliances	321	411	12 129	37 746
90158010	Radio sonde and radio wind apparatus	1 806	2 216	696 880	920 647
90158090	Other instruments&appliances oth than radio sonde and radio wind apparatus	23 372	102 506	2 860 236	6 508 533
90159000	Parts & accessories of surveying instruments & appliances	15 744	86 474	1 898 844	3 738 464
90160000	Balances of a sensitivity of 5 cg or better,with/without weights	4 408	8 312	206 442	378 373
90171010	Plotters,drafting tables & machines,whether /not automatic	3 167	3 914	13 629	29 421
90171090	Drafting tables & mach,whether/not automatic oth plotters,	40 898	82 047	109 463	262 717
90172010	Rulers,drawing,marking out,or mathematical calculating instruments	44 392	131 214	187 549	442 728
90172030	Apparatus for the projection/drawing of circuit pattern onsensitsed substrates for the manufacture of PCB/PWB	0	2 668	0	11 320
90172090	Oth drawing,marking-out/mathematical calculating instrument	103 398	267 448	303 384	631 135
90173000	Micrometers, callipers and gauges	53 836	114 118	952 835	1 763 449
90178000	Oth instruments for measuring length for use in hand /for example rods and tapes micrometer,callipers	279 616	558 126	886 328	1 965 250
90179020	Parts&acc of apparatus for projection/drawing of circuit pattern on sensitised substrate for manufacture of PCB/PWB	0	9	0	290
90179040	Parts&accessories,including PCA of other plotters	5	325	451	957
90179090	Parts & acc of oth instruments for measuring length for use in the hand	5 070	10 903	90 373	229 690
90181100	Electro-cardiographs,used in medical	2 605	7 769	322 919	683 734
90181200	Ultrasonic scanning apparatus,used in medical	28 879	35 638	4 019 028	5 908 333
90181300	Magnetic resonance imaging apparatusused in medical	278	9 748	109 398	985 230
90181400	Scintigraphic apparatus used in medical	95	659	22 910	90 096
90181900	Other electro-diagnostic apparatus used in medical	22 569	45 848	1 276 448	3 272 005
90182000	Ultra-violet/infra-red ray apparatus used in medical	5 325	16 158	286 968	775 465
90183110	Disposable syringes, with or without needles	95 831	242 461	925 872	2 327 764
90183190	Syringes, with/without needles oth than disposable syringes	5 020	25 786	256 427	982 709
90183200	Tubular metal needles and needles for sutures	56 269	140 676	953 223	2 114 604
90183910	Catheters	69 213	155 595	3 217 984	6 571 528
90183990	Cannulae and the like	49 066	113 018	873 034	2 386 558
90184100	Dental drill engines,whether/not combined on a single base with oth dental equip	1 589	2 695	172 806	269 337
90184900	Other instruments and appliances,used in dental sciences	27 872	48 829	482 210	1 177 127
90185000	Other ophthalmic instruments&appliances	11 754	26 289	2 229 347	4 878 787
90189020	Intravenous administration set	81 814	185 264	1 493 588	3 157 047

https://www.bps.go.id

I.3. IMPOR MENURUT KOMODITI / IMPORT BY HS COMMODITY

***** FEBRUARI / *FEBRUARY 2022* *****

H S	Uraian Komoditi/*Commodity Description*	Berat bersih/*Net weight* (Kg)		Nilai/*Value CIF* (US$)	
		Bulan ini *Current month*	Kumulatif *Cum. Jan. to date*	Bulan ini *Current month*	Kumulatif *Cum. Jan. to date*
90189030	Electronic instruments and appliances,used in medical	945 599	2 593 863	6 283 572	16 078 775
90189090	Other instruments and appliances,used in medical	292 631	683 295	15 726 394	34 497 903
90191010	Mechano-therapy appliances massage apparatus,psychological aptitude-testing apparatus	9 234	61 669	116 754	639 644
90191090	Mechano-therapy appliance massage,psychological aptitude-testing apparatus oth than electrically operated	90 040	283 722	1 055 831	2 677 950
90192000	Ozone therapy,oxygen therapy, aerosoltherapy, artificialrespiration/other therapeutic respiration apparatus	134 091	281 027	22 004 362	26 814 901
90200000	Breathing appliances&gas masks,excl protective masks having neither mechanical part nor replaceable filters	29 611	58 117	750 001	1 444 276
90211000	Orthopaedic or fracture appliances	9 307	20 589	806 164	2 443 345
90212900	Dental fittings,orthopaedic/fracture appliances	62	263	40 172	93 679
90213100	Artificial joints,orthopaedic/fracture appliances	1 414	2 756	524 898	1 049 087
90213900	Other artificial parts of the body	183	186	18 248	19 261
90214000	Hearing aids, excluding partsand accessories	190	1 559	8 185	246 308
90215000	Pacemakers for stimulating heart muscles,excluding parts& accessories	287	812	245 807	761 264
90219000	Oth appl.which are worn/carried/implanted in the body,to compensate for a defect/disability	17 883	73 944	502 948	1 051 293
90221200	Computed tomography apparatus	13 140	15 097	920 657	1 031 854
90221300	X-ray app for dental uses	862	1 463	70 000	137 995
90221400	X-ray app for medical,surgical orveterinary uses	22 941	49 797	2 590 451	4 218 306
90221910	X-ray apparatus for the physical inspection of solderjoints on pcb/pwb assemblies	15 505	16 551	340 080	420 367
90221990	X-ray For radiografi or radiotherapy apparatus	1 551	35 843	593 350	5 737 424
90222900	Alpha,beta/gamma radiations,for radiography / radiotherapy apparatus	19	31	539	877
90223000	X-ray tubes	1 264	1 301	378 275	389 429
90229010	Parts&acc of x-ray apparatus for the physicalinspection of solder joints on pca	1	516	30	81 015
90229090	Part&acc oth of x-ray apparatus for the physicinspection ofsolder joints on pca	2 046	5 739	387 357	864 570
90230000	Instruments apparatus&model,for demonstrational purposes (in education/exhibitions)	55 631	67 459	6 044 666	6 666 820
90241010	Mach&appliances for testing metals,electrically operated	12 396	24 196	174 815	545 264
90241020	Mach&appliances for testing metals,not-electrically operated	92	1 010	21 242	54 725
90248010	Oth mach& appliances for electrically operated	50 501	73 713	3 874 280	4 865 750
90248020	Oth mach& appliances for not electrically operated	1 058	4 397	82 392	205 860
90249010	Parts&acc for electrically operated mach&appliences	3 117	7 518	264 976	528 836
90249020	Parts&acc for non-electrically operated mach&appliences	326	830	78 661	131 095
90251100	Thermometers&pyrometers,liquid filled,for direct reading	28	1 013	1 024	10 145
90251911	Thermometers&pyrometers,elect operated,temperature gauges for motor vehicles	30 569	44 736	778 090	1 412 225
90251919	Thermometers&pyrometers,elect operated,oth temperature gauges for motor vehicles	108 160	168 309	1 570 090	2 992 367
90251920	Thermometers&pyrometers not electrically operated	7 002	18 139	186 743	326 638
90258020	Oth instruments of oth than thermometers&pyrometers, electrically operated	13 930	32 686	333 669	841 545
90258030	Oth instruments of oth than thermometers&pyrometers, not electrically operated	5 340	9 794	188 682	402 851
90259010	Parts&acces of hidrometer,termometer/similar instrument, electrically operated	57 346	183 120	756 933	1 371 933
90259020	Parts&acces of hidrometer,termometer/similar instrument, non	21 698	23 397	265 840	615 552
90261010	Level gauges for motor vehicles electrically operated	34 713	72 215	916 444	2 004 836
90261020	Level gauges for motor vehicles not electrically operated	13 529	30 120	509 679	989 942
90261030	Oth instrument & apparatus for measuring/check the flow/level of liquid, electrically operated	3 639	14 721	548 619	1 290 329
90261040	Oth instrument & apparatus for measuring/check the flow/level of liquid,not electrically operated	14 291	21 757	669 333	1 199 701
90262010	Presure gauges for motor vehicles,electrically operated	35 190	69 168	762 152	1 827 399
90262020	Presure gauges for motor vehicle, not electrically operated	8 575	15 399	300 196	687 955

https://www.bps.go.id

I.3. IMPOR MENURUT KOMODITI / IMPORT BY HS COMMODITY

***** FEBRUARI / *FEBRUARY 2022* *****

H S	Uraian Komoditi/*Commodity Description*	Berat bersih/*Net weight* (Kg)		Nilai/*Value CIF* (US$)	
		Bulan ini *Current month*	Kumulatif *Cum. Jan. to date*	Bulan ini *Current month*	Kumulatif *Cum. Jan. to date*
90262030	Oth measuring/checking pressure instruments, electrically operated	93 593	142 520	2 836 208	5 234 088
90262040	Other measuring/checking pressure instruments,not electrically operated	34 114	80 701	1 171 459	1 895 840
90268010	Oth instruments/apparatus for measuring/checking the flow,level,pressure,electrically operated	59 400	125 623	3 587 835	7 188 309
90268020	Oth instruments/apparatus for measuring/checking the flow,level,pressure, not electrically operated	32 697	61 607	1 520 609	2 478 167
90269010	Part&acc for electrically operated instrument&apparatus,measure/check the flow level,pressure	45 799	118 408	1 097 931	2 331 529
90269020	Part&acc for nonelectrically operated instrument&apparatus,measure/check the flow level,pressure	7 721	19 802	350 247	918 177
90271010	Gas/smoke analysis apparatus, electrically operated	13 278	33 957	560 847	1 243 265
90271020	Gas/smoke analysis apparatus, not electrically operated	19 472	28 494	535 538	1 166 738
90272010	Chromatographs&elektrophoresis instruments,electrically operated	1 352	4 154	279 744	846 449
90272020	Chromatographs&elektrophoresisinstruments,not electrically operated	172	196	3 728	7 682
90273010	Spectro/spectrophotometers&spectrograph using optical radiation /UV, Visible, IR,electrically operated	26 503	45 475	2 345 819	4 524 542
90273020	Spectro/spectrophotometers&spectrograph using optical radiation/UV, Visible,IR,not electrically operated	405	1 081	327 371	756 422
90275010	Oth instrument&apparatus using optic radiations,(uv, visible, ir),electrically operated	19 832	37 098	3 079 901	5 710 284
90275020	Oth instrument&apparatus using optical radiations(uv, visible, IR),not electrically operated	1 359	4 051	179 146	399 135
90278010	Oth instruments&apparatus,exposure meters	5 772	13 408	1 096 412	2 171 533
90278030	Oth instruments&apparatus oth exposure meters,electricallyoperated	21 670	50 665	1 614 414	3 333 111
90278040	Oth instruments&apparatus oth exposure meters,not electrically operated	82 027	99 748	1 144 292	2 299 894
90279010	Parts&acc incl pca of head 9027,oth for gas/smoke analysis apparatus&microtomes	763	1 411	430 144	692 189
90279091	Microtomes, electrically operated	5 008	9 327	556 301	1 032 913
90279099	Microtomes,not electrically operated	11 823	21 888	958 078	1 910 704
90281010	Gas meters of a kind mounted ingas containers	72 211	88 484	735 043	920 210
90281090	Other gas meters	2	123	638	23 866
90282020	Water meters	16 379	101 721	164 488	668 570
90282090	Liquid meters other than water meters.	2 281	5 928	159 629	527 664
90283010	Kilowatt hour meters(kwh)	17 557	37 452	793 718	1 325 840
90283090	Electricity meters other than kilowatt hour meters (kwh)	37 288	156 642	1 632 581	6 404 455
90289010	Part&accessories,water meter housingsor bodies	97 906	408 773	996 191	2 799 210
90289090	Part&accessories,oth water meterhousings or bodies	69 236	159 298	1 807 512	3 987 873
90291020	Taximeters	22	22	1 753	1 753
90291090	Revolution counters, production counters, mileometers, pedometers and the like	19 247	47 942	325 969	1 006 424
90292010	Speedometer for motor vehicles	127 428	263 606	1 534 922	2 946 712
90292020	Tachometers for motor vehicles	35 929	82 241	429 681	1 048 635
90292090	Other speed indicators & tachometers, stroboscopes not for vehicle	55 220	111 729	3 037 774	5 752 341
90299010	Parts & accessories of revolution countesr & the like of goods of subheading 902910,stroboscopes of subheading 902920	1 397	2 890	130 617	193 495
90299020	Parts & accessories of revolution countesr & the like of other goods of subheading 902920	74 143	144 301	7 443 225	16 258 217
90301000	Instruments & apparatus for measuring/ detecting ionisingradiations	554	62 971	367 095	34 055 705
90302000	Oscilloscopes and oscillographs	667	1 253	52 011	131 859
90303100	Multimeters without a recording device	187 693	440 586	558 485	1 161 951
90303200	Multimeters with a recording device	16 799	22 480	59 866	146 074
90303310	Instrument&app for measuring/checking voltage, current, resist/power on PCB/PWB/PCA Other, w/o a recording device	11 980	47 982	286 427	590 016
90303320	Impedance-measuring apparatus design to visual/audiblewarning of electrostatic discharge condition	1 917	5 626	40 735	202 093

https://www.bps.go.id

I.3. IMPOR MENURUT KOMODITI / IMPORT BY HS COMMODITY

***** FEBRUARI / *FEBRUARY 2022* *****

H S	Uraian Komoditi/*Commodity Description*	Berat bersih/*Net weight* (Kg)		Nilai/*Value CIF* (US$)	
		Bulan ini *Current month*	Kumulatif *Cum. Jan. to date*	Bulan ini *Current month*	Kumulatif *Cum. Jan. to date*
90303330	Ammeters and voltmeters for motorvehicles withouta record	827	6 372	26 849	38 943
90303390	Oth instruments&apparatus for measuring/check voltage without a record device	25 257	91 349	708 717	1 798 607
90303900	Oth Instruments&apparatus for measuring/check voltagewith a record device	7 907	15 038	295 178	770 227
90304000	Other instruments and apparatus,designed for telecommunications	5 545	9 338	1 549 337	3 058 311
90308210	Wafer probers for measuring/check semiconductor wafers/ devices	0	18	0	125
90308290	Instrument&app for measuring/checking semiconductoroth than wafer probers wafer/devices	875	2 200	141 805	151 714
90308410	Instruments & app for measuring/checking electrical quantities on PCB/PWB and PCA	1 245	7 142	30 789	121 485
90308490	Oth instrument&app with a record device for measure,check electrical quantities on PCB/PWB and PCA	3 858	7 685	209 518	450 968
90308910	Instrument&app,w/o a recording device for measuring/check elctr quantities on PCB/PWB&PCA, oth than subheading 903039	1 446	2 133	163 260	185 293
90308990	Oth instruments & apparatus,without recording device	16 004	27 506	457 188	744 745
90309010	Parts and accessories/including printed circuit assemblies of goods , subheading 9030.40 or 9030.82	1 129	3 567	82 117	390 784
90309030	Parts and accessories of optical instruments & appliances for measuring or checking PCB & PCA	2 042	8 602	164 362	1 188 286
90309040	Parts&accs of oth app for measuring or checking electrical quantities on PCB/PWB and PCA	955	2 251	80 914	182 837
90309090	Oth parts&acc (incl pca) of goods subhead 903040/903082 & measuring/checking & electrical quatities on PCB/PWB & PCA	9 478	19 131	878 991	1 626 063
90311010	Machines for balancing mechanical parts, electrically operated	37 781	87 697	631 547	1 435 163
90311020	Machines for balancing mechanical parts, not electrically operated	216	1 466	20 842	39 747
90312010	Test benches, electrically operated	21 823	31 312	646 504	1 197 094
90312020	Test benches,not electrically operated	2 336	11 042	22 851	85 390
90314100	Oth optical appl for inspect semiconduct wafer/device/forinspect photomask/reticle used in mfg semiconduct device	75	602	37 979	53 986
90314910	Optical instrument&appliances for measuring surface particulate contamination on semiconductor wafers	67	1 607	33 431	232 285
90314920	Optical error verification & repair apparatus for PCA/PWB and PCA	16	47	6 442	11 735
90314930	Other optical instruments&appliances for measuring/checkingPCB/PWB & PCA	4 146	4 472	352 258	405 195
90314990	Other optical instruments and appliances for other purposes	43 271	85 288	2 783 756	7 046 294
90318010	Cable tester	29 237	84 045	1 189 529	2 150 868
90318090	Oth instruments,appliances and machines,other cable tester	406 871	966 720	11 706 293	39 091 879
90319011	Part&acc incl pca of optical instrument&appl,inspecting semiconductor wafer,&acc of optical appl elctly operated	1 809	6 568	110 335	387 606
90319012	Parts&acc of optic error verific&repair apparatus for PCB/PWB & PCA,elctlrically operated	7	21	2 195	3 934
90319013	Parts&acc of oth optical instruments&appl for measuring/checking PCB/PWB & PCA,elctrically operated	3 566	7 481	372 590	781 813
90319019	Oth parts&acc oth than inspect wafer/repair/measure PCB,PWB,PWA for elctrically operated	28 234	76 997	2 530 368	4 546 279
90319020	Oth part&acc for measuring/checking instrument appliance&machines,not elctrically operated	3 417	8 054	280 165	559 046
90321010	Thermostats, electrically operated	110 632	228 537	1 253 278	2 528 346
90321020	Thermostats, not electrically operated	7 848	35 278	216 985	1 535 681
90322010	Manostats, electrically operated	2 677	5 420	41 136	162 554
90322020	Manostats, not electrically operated	284	2 727	12 552	67 161
90328100	Hydraulic or pneumatic	114 349	279 725	1 486 813	3 143 307
90328910	Apparatus w/i automatic data process mach for automaticlycontrol the propulsion,ballast/cargo handll system of ship	1 607	2 554	101 694	148 769
90328920	Automatic apparatus for regulating/controlling chem/electrochemical solutions in manufact PCB/PWB/PCA	160	747	4 619	40 378
90328931	Automatic regulating voltage units(stabilizers),electrically operated	59 324	125 316	400 004	671 424
90328939	Instrument&apparatus oth than automatic regulating voltage units(stabilizers),electrically operated	354 089	668 539	8 209 289	18 788 124

https://www.bps.go.id

I.3. IMPOR MENURUT KOMODITI / IMPORT BY HS COMMODITY

***** FEBRUARI / *FEBRUARY 2022* *****

H S	Uraian Komoditi/*Commodity Description*	Berat bersih/*Net weight* (Kg)		Nilai/*Value CIF* (US$)	
		Bulan ini *Current month*	Kumulatif *Cum. Jan. to date*	Bulan ini *Current month*	Kumulatif *Cum. Jan. to date*
90328990	Oth automatic regulating/controlling instruments&app,not electrically operated	236 906	740 130	9 843 942	24 837 923
90329010	Parts&accessories of automatic data process mach,ballast/cargo handling sytem of ship of subheading 9032.89.10	143	410	5 830	39 934
90329020	Part&acc auto instrument for regulation/control chemical/elect-chemical solution in the manufacture PCB/PWB/PCA	1	4	104	454
90329030	Part & accessories automatic, regulating/controlling instruments & apparatus,of other elctly operated	24 258	66 044	1 235 537	2 016 966
90329090	Other part & accessories automatic, regulating/controlling instruments & apparatus,not elect operated	95 049	242 200	3 731 752	8 436 596
90330010	Parts&acc (not specifiedf/incl elsewhere in this chap) formach,appl,app of chap 90 for elect operated equipment	71 323	144 867	2 927 850	5 269 829
90330020	Parts&acc (not specifiedf/incl elsewhere in this chap) formach,appl,app of chap 90 for non elect operated equipment	6 853	11 263	217 533	457 153
91011100	Wrist-watches, elctly operated, whether/not incorporatinga stopwatch facility with mechanical display only	3 854	4 485	3 660 051	7 412 908
91011900	Wrist-watches, elctly operated, whether/not incorporatinga stopwatch facility without mechanical display only	56 371	132 330	86 917	205 009
91012100	Other wrist-watches, whether or not incorporating a stop-watch facility with automatic winding	22 136	25 306	870 630	1 317 883
91012900	Other wrist-watches, whether or not incorporating a stop-watch facility other than automatic winding	10 654	29 792	61 090	120 621
91019100	Pocket-watches&oth watches incl stopwatches with case of precious metal/of metal clad w/precious metal,elctly operate	1 985	14 722	3 011	37 548
91019900	Pocket-watches&oth watches incl stopwatches with case of precious metal/metal clad w/precious metal,no elctly operate	39 932	72 779	98 477	186 561
91021100	Wrist-watches, electrically operated, whether or notincorporating a stopwatch facility w/mechanical display only	30 000	63 019	7 265 893	15 231 009
91021200	Wrist-watches, electrically operated, whether or notincorporating a stopwatch facility w/optoelectr display only	44 977	95 931	7 876 274	17 073 912
91021900	Wrist-watches, electrically operated, whether/ not incorp. astopwatch facility w/o mechanical&optoelectr display only	129 885	239 603	1 253 881	2 904 120
91022100	Other wrist-watches, whether or not incorporating a stop-watch facility with automatic winding	321	917	613 300	1 371 568
91022900	Other wrist-watches, whether or not incorporating a stop-watch facility other than automatic winding	79 856	184 159	268 652	790 731
91029100	Wrist-watches, pocket-waches&oth.watches with electrically operated	11 890	25 878	38 537	103 353
91029900	Wrist-watches, pocket-waches&oth.watches with not electrically operated	69 057	131 096	667 602	968 550
91031000	Clocks with watch movements,excl clocks of heading 9104with electrically operated	240	294	7 566	8 411
91039000	Clocks with watch movements, excl clocks ofh9104 not elect operated	352	385	828	1 109
91040010	Instrument panel clocks& clocks of a similar type, for vhcl	4 117	6 589	173 266	278 352
91040090	Instrument panel clocks & clocks of a similar type, for spacecraft	36	315	14 238	19 227
91051100	Alarm clocks, electrically operated	24 342	42 754	81 336	143 150
91051900	Alarm clocks,not electrically operated	11 424	52 470	25 901	118 277
91052100	Wall clocks, electrically operated	79 087	176 109	295 080	697 754
91052900	Wall clocks, not electrically operated	11 029	29 796	24 317	71 483
91059190	Oth clocks, oth than Marine chronometers electricallyoperated	397	4 915	4 068	29 057
91059990	Oth clocks, oth than Marine chronometers not electrically operated	241	672	1 849	3 297
91061000	Time-registers,time-recorders	8 182	14 853	79 800	165 778
91069090	Oth time of day recording&measuring app oth than parkingmeter	12 516	15 174	170 786	211 942
91070000	Time switches with clock/watch movement/with synchronousmotor	77 642	203 242	575 221	1 611 936
91081200	Watch move comp&assem w/opto elect display only,electrically operated	1	9	119	798
91081900	Watch move comp&assem oth than mechanical,opto-elect, electrically operated	5	18	284	1 103
91082000	Watch move comp&assem with automatic winding	0	1	0	668

https://www.bps.go.id

I.3. IMPOR MENURUT KOMODITI / IMPORT BY HS COMMODITY

***** FEBRUARI / *FEBRUARY 2022* *****

H S	Uraian Komoditi/*Commodity Description*	Berat bersih/*Net weight* (Kg)		Nilai/*Value CIF* (US$)	
		Bulan ini *Current month*	Kumulatif *Cum. Jan. to date*	Bulan ini *Current month*	Kumulatif *Cum. Jan. to date*
91089000	Oth watch movements complete and assembled	166	770	7 197	25 040
91091000	Clock movements,complete and assembled, electricallyoperated	10 348	41 595	36 139	202 597
91099000	Clock movements,complete and assembled,not electricallyoperated	5 963	5 963	53 850	53 850
91101100	Complete movements,unassem /partly assem(movement sets) ofwatch	1 531	17 699	27 979	156 561
91101200	Incomplete movements, assembled of watches	0	51	0	1 323
91101900	Rough movements of watches	644	7 118	1 112	8 167
91109000	Oth complete watch or clock movements	178	180	361	447
91112000	Watch cases of base metal, whether or not gold/silver-plate	80	270	1 108	3 945
91118000	Other watch cases	674	1 727	17 384	23 877
91119000	Parts of watch cases	1 189	6 284	6 874	20 664
91122000	Clock cases and cases of a similar type for other goods of this chapter	505	3 997	577	5 363
91129000	Part of clock cases&cases of a similar type forother goods of this chapter	69	74	20 220	20 272
91131000	Watch straps,bands&bracelets of precious metal/of metal clad w/ precious metal	5	5	1 624	1 624
91132000	Watch straps,bands&bracelets of base metal,whether or not gold/silver plate	1 183	3 478	4 543	17 505
91139000	Oth watch straps,bands&bracelets and parts thereof	39 445	70 455	150 832	540 277
91141000	Springs, including hair-springs of clock or watch parts	0	8	0	56
91143000	Dials of clock or watch parts	99	345	3 037	23 541
91144000	Plates and bridges of clock/watch parts	38	46	1 360	1 438
91149000	Oth clock or watch part oth than spring, hair springs,dials, plate&bridges	16 255	36 535	69 564	337 425
92011000	Upright pianos	1	306	33	8 410
92012000	Grand pianos	1 919	4 487	103 033	177 844
92019000	Oth pianos,incl automatic pianos harpsichord&oth keybrdstring instrument	1 434	1 706	3 075	3 875
92021000	String musical instrument(violins,harps), played with a bow	1 710	1 907	19 544	20 056
92029000	Oth string musical instruments(guitars) not played with a bow	7 625	20 571	232 411	576 675
92051000	Brass-wind instruments	3 776	4 135	14 551	20 560
92059010	Keyboard pipe organ,harmonium&similar keyboard instrumentsw/ free metal reeds	1 115	4 873	1 566	20 611
92059090	Other wind musical instruments	1 659	10 208	11 266	51 429
92060000	Percussion musical instruments (exp, drm,xylophones,cymbals, castanets)	2 874	24 800	29 337	198 810
92071000	Keyboard instruments,oth than accordions	33 029	97 096	593 263	1 559 929
92079000	Oth musical instruments,the sound is produced must beamplified, electrically	6 761	21 389	244 991	508 969
92081000	Musical boxes	36 213	61 497	89 044	192 838
92089010	Decoy calls,whistles,call horns &oth mouth blown soundsignalling instrument	2 340	5 362	4 733	8 858
92089090	Fairground,mech street organ,sing bird, musical saw,othmusical instrument	1 686	6 950	3 707	27 882
92093000	Musical instrument strings	15 508	50 052	783 159	1 371 441
92099110	Part&accessories, strung backs,keyboards& metal frames for upright pianos	198 814	564 544	747 631	2 019 519
92099190	Other parts and accessories for pianos	286 183	637 802	2 713 310	6 489 995
92099200	Parts & accessories for the musical instrument of stringmusical instrument	100 376	289 249	1 263 939	3 444 665
92099400	Parts&acc,the music instrument of sound of which isprod/must be amplified, elect	298 413	663 890	7 560 633	17 195 588
92099900	Parts & accessories for oth musical instruments	76 734	137 057	1 152 702	2 785 151
93011000	Artillery weapons(guns,howitzer&mortars)	0	397	0	325 641
93012000	Rocket launcers;flame-throwers;grenade launcers;torpedotubes&similar projector	0	412	0	1 002 681
93019000	Oth military weapons,oth than revolvers, pistols& the arms of heading 9307	0	8 999	0	13 867 220
93020000	Revolvers & pistols, other than those of heading 9303/9304	811	1 017	35 740	47 620
93032090	Sporting shotguns	33	112	2 694	4 176

https://www.bps.go.id

I.3. IMPOR MENURUT KOMODITI / IMPORT BY HS COMMODITY

***** FEBRUARI / *FEBRUARY 2022* *****

H S	Uraian Komoditi/*Commodity Description*	Berat bersih/*Net weight* (Kg)		Nilai/*Value CIF* (US$)	
		Bulan ini *Current month*	Kumulatif *Cum. Jan. to date*	Bulan ini *Current month*	Kumulatif *Cum. Jan. to date*
93039000	Pistol and revolver designed to only signal flares, forfiring ammunition, captive-bolt human killers,&line-throwing	0	32	0	58 464
93040010	Air guns,operating at pressure of less than 7 kg	189	189	16 675	16 675
93040090	Oth arms(spring,air/gas guns&pistols) excluding those ofheading 9307	2 353	3 835	5 704 008	5 836 604
93051000	Parts and accessories of revolvers or pistols	0	1 832	0	432 900
93052000	Parts and accessories of shotguns or rifles of heading 9303	4	5	369	385
93059190	Parts&acc of military weapons of head 9301,of oth thanleath/textile materia	1	2	104	874
93059919	Part&acc of goods of oth arm of head 93040090 of oth than leather/textile materia	19 018	19 021	189 971	190 293
93059999	Parts & accessories of revolver&pistol of heading 9302 of oth leather/textile	828	1 232	69 370	110 105
93062100	Shotgun and air gun cartridges	16	15 477	303	43 402
93062900	Parts of cartridges for shotgun and air gun pellets	6 180	9 561	55 046	110 631
93063099	Oth cartridges oth than 22 calibre cartridges of oth heading 9302	0	246 726	0	6 220 800
94011000	Seats of a kind used for aircraft	96	190	42 193	83 611
94012010	Seats of a kind used for motor vehicles ofheading 8702/8703/8702/8703/8704	143 467	321 333	1 245 389	2 471 415
94012090	Seats of a kind used for motor vehicles oth than ofheading 8702/8703/8704	41 861	65 687	431 307	644 179
94013000	Swivel seats with variable height adjustment	792 691	2 450 826	2 402 064	7 523 735
94014000	Seats oth than garden seats/ camping equepment,comvertible into beds	41 331	224 097	138 006	627 281
94015200	Seats of bamboo	743	1 249	3 203	6 030
94015300	Seats of rattan	524	734	2 838	3 790
94015900	Seat of cane,osier or similar material	252	402	1 850	2 694
94016100	Oth seats,with wooden frames,upholstered	733 041	2 115 417	3 266 485	9 107 653
94016910	Oth seats,with wooden frames, non-upholstered, withbackrest and/or the seat made of rattan	0	4	0	67
94016990	Oth seats,with wooden frames, non-upholstered, withoutbackrest and/or the seat made of rattan	25 572	89 431	113 244	378 354
94017100	Other seats, with metal frames, upholste	455 875	1 340 996	1 637 209	4 218 336
94017910	Other seats, with metal frames, non-upholstered, withbackrest and/or the seat made of rattan	1 227	22 984	13 596	36 698
94017990	Other seats, with metal frames, non-upholstered, withoutbackrest and/or the seat made of rattan	2 437 183	3 473 351	9 565 775	12 083 096
94018000	Oth seats(oth than those of head 9402)	539 782	1 272 181	1 637 855	4 096 043
94019010	Parts of aircraft seats (head 94011000)	33 671	111 427	93 560	360 378
94019031	headrest stiffeners for seats of subheading 94012010,	10 589	15 389	87 951	147 977
94019039	Parts of other seats	716 306	1 787 752	6 778 990	15 609 776
94019040	Parts of seats of subheading 94013000	45 766	384 715	188 020	978 244
94019092	Parts of seats of plastics	5 555	15 916	12 314	58 690
94019099	Parts of seats of other than plastics	277 250	665 661	1 151 471	2 526 428
94021010	Medis furniture,dentists chair & parts thereof	36 087	105 471	231 742	989 035
94021030	Medis furniture,barbers chairs&similar chairs thereof &thereof	13 243	32 982	19 100	57 307
94029010	Furniture designed for medical,surgical/ veterinarypurposes &parts thereof, oth than chairs	96 309	310 580	1 565 197	4 135 788
94029020	Commodes	7 695	12 414	25 925	48 055
94029090	Oth furniture designed for medical, surgical/veterinary purpose & part thereof, oth than chairs and commodes	1 260	7 573	11 947	55 171
94031000	Metal furniture of a kind used in office	2 184 694	3 917 153	4 264 004	7 910 363
94032010	Oth metal furniture, fume cupboards	164 221	354 756	560 075	956 526
94032090	Oth metal furniture, other than fume cupboards	2 952 061	6 426 565	7 211 248	15 083 162
94033000	Wooden furniture of a kind used in offices	590 441	1 217 504	1 144 381	2 416 031
94034000	Wooden furniture of a kind used in the kitchen	698 267	1 290 106	2 179 464	3 872 820
94035000	Wooden furniture of a kind used in the bedroom	847 257	2 116 150	1 504 424	3 531 000
94036010	Oth wooden furniture,fume cupboard	81 322	116 574	184 447	248 100
94036090	Oth wooden furniture,oth than fume cupboard	1 377 314	3 633 486	2 929 779	7 390 678
94037010	Furniture of plastics for baby walker	160 994	160 994	577 377	577 377
94037020	Furniture of plastics for fume cupboard	6 031	7 837	20 447	35 287

https://www.bps.go.id

I.3. IMPOR MENURUT KOMODITI / IMPORT BY HS COMMODITY

***** FEBRUARI / *FEBRUARY 2022* *****

H S	Uraian Komoditi/*Commodity Description*	Berat bersih/*Net weight* (Kg)		Nilai/*Value CIF* (US$)	
		Bulan ini *Current month*	Kumulatif *Cum. Jan. to date*	Bulan ini *Current month*	Kumulatif *Cum. Jan. to date*
94037090	Furniture of plastics oth than for baby walker,fumecupboard	519 460	1 533 804	1 045 500	2 554 959
94038200	Furniture of bamboo	6 475	11 616	28 680	46 664
94038300	Furniture of rattan	166	471	800	2 736
94038910	Fume Cupboard	1 432	3 865	17 569	33 132
94038990	Other furniture of cane, osier, bamboo or similar materials	1 224 520	2 370 349	2 284 576	4 257 017
94039010	Parts of baby walkers of plastics	10 652	62 502	54 960	263 877
94039090	Parts of metal, wood, plastics and bamboo furnitureother than baby walker	500 724	1 394 675	1 648 629	4 252 401
94041000	Mattress supports	177 616	309 295	393 441	668 066
94042110	Mattresses of cellular rubber, whether or not covered	15 300	51 458	54 714	219 853
94042120	Mattresses of cellular plastics, whether or not covered	3 289	31 929	12 616	106 929
94042910	Mattress springs of other materials	297 464	840 687	786 945	2 240 293
94042920	Mattress of hyperthermia or hyphothermia type of othmaterials	25	31	889	1 002
94042990	Mattress of other materials excl spring mattress & hyperthermia or hypothermia type	152 654	346 374	257 880	636 879
94043000	Sleeping bags	2 439	5 214	45 375	59 176
94049010	Quilts,bedspreads & mattress protectors	79 223	231 857	398 523	1 159 745
94049090	Other articles of bedding&similar furnishing	295 785	733 381	1 028 373	2 595 467
94051020	Chandeliers&other electric ceiling/wall lighting fittings electric ceiling/wall lighting fittings for operating rooms	1 751	1 829	20 776	22 112
94051091	Spotlights for ceiling or wall	39 958	115 974	191 967	512 152
94051092	Fluorescent lamps and lighting fittings	27 869	102 752	175 316	717 977
94051099	Oth fluorescent lamps and lighting fittingsoth than for operating rooms	446 730	909 382	2 888 916	5 108 987
94052010	Table desk bedside or floor standing lamps for operating rooms	2 850	8 158	269 761	670 378
94052090	lamps of electric table,desk, bedside/ floor-standing lamps	46 943	124 058	270 222	652 582
94053000	Lighting sets of a kind used for christmas trees	114 886	270 796	178 384	382 786
94054020	Searchlights	419 709	1 113 252	1 331 769	4 371 243
94054040	Oth. electr lamps of spotlights	57 041	165 083	819 992	1 883 270
94054050	Oth electr lamps,of a kind used for lighting publicopenspace/thoroughfares	35 702	106 659	506 672	979 547
94054060	Other exterior lighting	13 182	23 010	35 830	72 923
94054070	Non-flashing aerodrome beacons;lamps for railwayloc,aircraft, ships of base metal	3 666	4 952	45 154	101 981
94054080	Pilot lamp with fitting for electro-thermic domestic applic of heading 85.16	448	18 059	14 075	122 823
94054091	Fibre optic headband lamps of kind designed for medical use	735	735	32 001	32 001
94054099	Other lighting fittings	177 326	520 128	1 878 364	4 391 347
94055011	Non elect. Lamps of oil-burning, of bras forreligious rites	59	59	1 716	1 716
94055019	Other non elect. Lamps of oil-burning	8 017	9 989	32 165	38 679
94055040	Hurricane lamps	383	383	636	636
94055050	Non-electrical lamps and lighting fittings,miners' lamps and	31	539	190	1 022
94055090	Other non elect lighting fittings	122 391	267 647	283 793	858 153
94056010	Warning signs, street name signs, road & traffic signs	1 615	4 808	11 773	31 573
94056090	Others illuminated signs	32 480	116 125	305 575	913 652
94059110	Parts of glass for lamps for operating rooms	0	56	0	347
94059120	Parts of glass for spotlights	655	2 257	8 705	23 689
94059140	Parts of globes and chimneys	56	724	420	6 666
94059190	Other parts of glass for other lamps & lighting fittings	118 064	304 297	233 929	454 432
94059220	Parts of plastics for spotlights	0	602	0	4 230
94059230	Parts of plastics for searchlights	163	163	4 262	4 262
94059290	Other parts of plastics for other lamps & lighting fittings	44 619	210 757	167 675	566 422
94059910	Parts Lampshades of textile material	176	1 401	2 860	8 368
94059920	Parts Lampshades of other material	31 922	111 531	144 286	426 084
94059930	Parts of lamp of subheading 9405.50.11 or 9405.50.19	68	9 348	84	31 223
94059940	Parts for searchligts or spotlightsoth than of glass & plastics	6 681	46 406	81 377	298 503
94059950	Parts of lamp made of ceramics or metal	4 561	18 097	14 139	102 047
94059990	Other parts of lamp not made of ceramics, metal, glass, orplastics	734 307	1 455 293	3 639 243	7 303 403
94061010	Greenhouses of wood, fitted with mechanical or thermal equipment	43 187	43 187	1 103 162	1 103 162
94061090	Prefabricated buildings of wood	0	3 974	0	28 366

https://www.bps.go.id

I.3. IMPOR MENURUT KOMODITI / IMPORT BY HS COMMODITY

***** FEBRUARI / *FEBRUARY 2022* *****

H S	Uraian Komoditi/*Commodity Description*	Berat bersih/*Net weight* (Kg)		Nilai/*Value CIF* (US$)	
		Bulan ini *Current month*	Kumulatif *Cum. Jan. to date*	Bulan ini *Current month*	Kumulatif *Cum. Jan. to date*
94069011	Greenhouses of non-wood, fitted with mechanical orthermal equipment made of iron or steel	386 523	711 257	905 345	1 870 253
94069019	Greenhouses of non-wood, fitted with mech/thermal equipment oth than made of iron/steel	480 306	506 921	792 776	876 403
94069020	Prefabricated buildings of non-wood, fitted withmechanical or thermal equipment made of plastics/ alumunium	8 259	19 531	35 338	102 803
94069030	Prefabricated buildings of non-wood, fitted withmechanical or thermal equipment of iron or steel	25 565 547	39 763 194	47 316 267	74 441 513
94069040	Prefabricated buildings of non-wood, fitted with mechanicalor thermal equipment of cement, concrete or artificial stone	59 575	120 556	302 324	601 653
94069090	Prefabricated buildings of non-wood, fitted withmechanical or thermal equipment made of oth material	1 939 756	4 707 301	4 537 146	10 661 554
95030010	Tricycles, scooters, pedal cars and similar wheeled toys;dolls carriages	1 319 140	1 959 300	4 263 037	6 881 365
95030021	Dolls, whether/not dressed	37 915	71 667	315 116	683 236
95030022	Garments & garments accessories; footwear & headgear of dolls	2 542	9 115	50 590	76 970
95030029	Other parts and accessories for dolls	29 683	79 393	90 536	181 516
95030030	Electric trains toys, includ tracks, signals and other accessories thereof	27 400	66 031	92 284	313 016
95030040	Reduces size model aircraft assembly kits, working or notmodels, working or not	129 006	301 564	733 244	1 829 125
95030050	Other construction sets& constructional toys, of materials other than plastics	10 163	10 933	26 864	32 352
95030060	Stuffed toys representing animals or non-human creatures	4 747	16 428	103 057	307 969
95030070	Puzzles of all kinds	21 822	108 112	247 016	762 373
95030091	Numerical/alphabetical/animal blocks or cut-out; wordbuilders/making set;	3 086	36 529	9 046	138 684
95030092	Skipping ropes	725	725	10 011	10 011
95030093	Marbles	165	244 018	1	127 798
95030094	Toys of rubber	42 412	111 849	203 576	310 649
95030099	Other toys or parts	821 765	2 306 489	6 298 579	15 039 118
95042020	Tables for billiards of all kinds	11 205	53 888	22 600	169 207
95042030	Billiard chalks	579	1 681	759	3 466
95042090	Oth articles & accessories for billiards of all kinds	4 346	18 948	18 322	72 006
95043010	Pintables or slot machines, operated by coins and by oth means of payment	2	3 630	61	42 218
95043020	Parts of oth games of wood, paper or plastics	3	34	215	891
95043090	Other games, operated by coins and by oth means of payment	30 432	67 773	239 376	608 062
95044000	Playing cards	332 185	893 466	443 728	1 724 134
95045010	Video game consoles and machines, other than those of subheading 9504.30, that used with a television receiver	82	157	4 037	5 947
95045090	Video game consoles and machines, other than those ofsubheading 9504.30, that used without a television receiver	10 778	17 215	404 701	732 989
95049010	Bowling requisites of all kind	2	5	6	82
95049021	Darts & parts & accessories that made of wood, paper or plastics	34	309	557	1 680
95049029	Darts & parts & accessories that made of material other than wood, paper and plastic	1 391	7 470	58 406	138 301
95049032	Tables designed for use with casino games, of wood or ofplastics	0	86	0	225
95049033	Other tables designed for use with casino games	23	23	22	22
95049034	Mahjong tiles, of wood or of paper or of plastics	5 243	5 250	9 936	10 212
95049035	Other Mahjong tiles	223	517	1 041	4 004
95049036	Oth gambling equipment and paraphernalia	2 132	2 136	4 420	4 487
95049039	Other gambling equipment & paraphermalia equipment	1 687	2 338	17 577	18 108
95049092	Tables designed for game of wood/plastic not gambling equipment	285	691	1 008	1 810
95049093	Tables designed for games not of wood/ plastics, not gambling equipment	9 638	11 307	26 479	30 313
95049095	Tables designed for games not made of wood/plastics/paper, not gambling equipment	9 721	51 922	15 776	113 380
95049099	other table designed for games not wood/ plastics	66 003	173 610	136 690	413 418
95051000	Articles for christmas festivities	34 169	68 378	110 261	248 885

https://www.bps.go.id

I.3. IMPOR MENURUT KOMODITI / IMPORT BY HS COMMODITY

***** FEBRUARI / *FEBRUARY 2022* *****

H S	Uraian Komoditi/*Commodity Description*	Berat bersih/*Net weight* (Kg)		Nilai/*Value CIF* (US$)	
		Bulan ini *Current month*	Kumulatif *Cum. Jan. to date*	Bulan ini *Current month*	Kumulatif *Cum. Jan. to date*
95059000	Festive,carnival/oth entertn.articles incl conjuringtricks & novelty jokes	298 739	674 111	533 821	1 353 029
95061100	Skis of snow-skis	4	5	344	414
95061200	Ski-fastenings (ski-bindings)	0	1	0	36
95061900	Other snow-ski equipment	7 644	24 141	31 834	139 721
95062100	Sailboards	24	25	1 078	1 740
95062900	Oth water-skis, surf-boards, sailboards & oth water-sport equipment	117 673	243 687	402 041	792 155
95063100	Golf clubs, complete	27 821	72 100	454 788	2 094 681
95063200	Balls for golf	10 528	30 485	106 148	340 164
95063900	Other golf equipment	8 415	16 263	68 786	166 418
95064010	Tables tennis	29 686	147 453	87 917	338 883
95064090	Oth articles & equip for table-tennis	47 712	92 067	282 807	532 990
95065100	Lawn-tennis rackets, whether/not strung	35 326	73 152	131 078	214 433
95065900	Badminton or similar rackets, whether/ not strung	135 752	550 510	720 570	1 533 972
95066100	Lawn-tennis balls	5 963	21 145	12 683	119 510
95066200	Inflatable balls	70 799	130 951	384 910	903 510
95066900	Other balls	3 926	31 342	53 137	130 352
95067000	Ice skates &roller skates, incl skating boots with skates attached	69 064	168 759	202 504	470 844
95069100	Artic & equip for general physics exercise, gymnastics or athletics	1 624 342	3 796 632	5 194 581	11 948 934
95069910	Bows (including crossbows) and arrows	1 115	3 506	82 349	171 162
95069920	Nets, cricket pads and shin guards	34 128	45 947	132 533	203 279
95069930	Shuttlecocks	17 182	26 407	103 321	182 881
95069990	Articles & equipment for outdoor games, swimming pools and paddling tools	86 883	219 091	328 846	978 002
95071000	Fishing rods	126 203	286 388	1 371 811	2 883 617
95072000	Fish-hooks, whether/not snelled	84 595	174 868	1 030 652	1 629 973
95073000	Fishing reels	139 683	294 046	1 105 942	2 163 953
95079000	Oth fishing rods,hooks/reels,oth heading 92.08/97.05	53 501	92 935	429 030	641 187
95089000	Roundabouts,swings,shooting galleries& oth fairgroundamusement;trave theatres	44 761	63 484	2 102 065	2 120 717
96019012	Pearl Nucleus	23	24	5 200	5 234
96019090	Bone, horn, antlers, coral, and articles made of them	0	34	0	901
96020010	Gelatin capsules for pharmaceutical products	12 218	37 468	186 548	689 610
96020090	Oth worked veget/minerl carving material&articles of these materials	2	824	48	10 786
96031010	Brushes consisting of twig/oth vegetable materials bound together	18	23 509	677	46 355
96031020	Brooms consisting of twig/oth vegetable materials boundtogether	1	5	245	769
96032100	Tooth brushes, incl dental-plate brushes	158 982	410 173	1 653 832	3 960 871
96032900	Shaving brushes,hair brush,nail brush, eyelash &oth brushfor use on the person	97 173	253 216	229 365	592 488
96033000	Artists' brushes,writing brush &similar brushes for the application of cosmetic	82 073	187 624	379 599	756 286
96034000	Paint,distemper, varnish/similar brushes oth than 9603.30;Paint pads & rollers	763 578	1 433 918	1 989 614	3 699 722
96035000	Oth brushes constituting part of machine , appliancesor vehicles	82 015	245 635	512 350	1 242 388
96039010	Prepared knots and tufts for broom or brush making	36 387	40 712	48 257	54 642
96039020	Hand-operated mechanical floor sweepers, not motorised	56 420	112 776	161 301	367 459
96039040	Other brushes, other than tooth brush, hair brush, shavingbrush	128 330	297 191	414 469	909 246
96039090	Mops and feather dusters; squeegees (oth than rollersqueegees)	514 682	1 236 890	1 596 607	3 885 696
96040010	Hand sieves and hand riddles of metal	5 254	7 495	21 075	32 877
96040090	Hand sieves and hand riddles of other material	5 596	25 910	6 008	54 637
96050000	Travel sets for personal toilet, sewingor shoe or clothes cleaning	16 208	67 547	73 559	203 315
96061010	Press-fasteners, snap-fasteners and press-studs and part therefor of	15 509	57 924	186 209	787 245
96061090	Press-fasteners, snap-fasteners and press-studs and part therefor of other	68 303	143 180	930 297	2 316 179
96062100	Buttons of plastics, not covered with textile material	115 171	292 739	1 385 356	3 882 629
96062200	Buttons of base metal, not covered with textile material	73 242	173 411	837 339	2 360 972
96062900	Other buttons	39 304	117 533	511 835	1 727 927
96063010	Button moulds & other parts of buttons; button blanks, of plastic	944	3 001	11 993	91 718

https://www.bps.go.id

I.3. IMPOR MENURUT KOMODITI / IMPORT BY HS COMMODITY

***** FEBRUARI / *FEBRUARY 2022* *****

H S	Uraian Komoditi/*Commodity Description*	Berat bersih/*Net weight* (Kg)		Nilai/*Value CIF* (US$)	
		Bulan ini *Current month*	Kumulatif *Cum. Jan. to date*	Bulan ini *Current month*	Kumulatif *Cum. Jan. to date*
96063090	Button moulds & other parts of buttons; button blanks, of other material	7 914	29 158	112 182	397 544
96071100	Slide fasteners fitted with chain scoops of base metal	68 831	181 108	805 274	2 073 430
96071900	Other slide fasteners	510 685	1 343 466	5 010 266	13 772 306
96072000	Parts of slide fasteners	325 828	1 057 975	3 072 456	9 897 219
96081010	Ball point pens of plastics	152 629	386 735	984 223	2 158 950
96081090	Ball point pens of other than plastics	81 634	268 134	421 334	1 086 132
96082000	Felt tipped & other porous-tipped pens and markers	145 317	324 623	945 309	2 079 437
96083020	Fountain pens	16 311	91 808	143 876	726 754
96083090	Oth fountain pens, stylograph pens and other pens	43 675	166 645	462 999	1 093 565
96084000	Propelling or sliding pencils	14 935	44 112	110 909	239 348
96085000	Sets of articles from two or more ofthe foregoing subheadings	32 283	52 764	135 440	209 020
96086010	Refills for ball point pens, comprising the ball point&ink- of plastics	3 691	9 936	23 895	66 566
96086090	Refills for ball point pens, comprising the ball point&ink-of other than plastics	28 160	54 720	428 727	605 800
96089190	Pen nibs and nib points of oth than gold and gold platedPen nibs and nib points of oth material	20 317	30 930	631 562	952 329
96089910	Duplicating stylos	0	3 576	0	5 369
96089991	Parts of ball point pens of plastics	1 071	13 415	28 061	107 149
96089999	Penholders,pencil-holders&similar holder;parts of ball poin	105 207	222 703	865 574	1 746 245
96091010	Black pencils, with lead encased in a rigid sheath	80 509	177 700	328 320	702 701
96091090	Crayons & oth pencils with lead encased in a rigid sheath	170 188	372 248	681 297	1 390 121
96092000	Pencil leads, black or coloured	98 161	131 230	360 438	640 775
96099010	Slate pencils for school slates	3 991	15 536	16 741	66 055
96099030	Pencils & crayons other than those of subheading 9609.10	33 199	66 113	124 638	232 526
96099091	Writing or drawing chalks	229	34 418	2 345	20 111
96099099	Pastels, drawing charcoals, tailors' cha and other pencils	50 614	155 680	162 976	550 453
96100010	School slates, with writing or drawing surfaces	200	500	759	2 690
96100090	Boards and oth slates, with writing or drawing surfaces	40 260	80 342	185 175	324 246
96110000	Date, seal/numbering stamps & the like,in the hand operatd;hand composing stick	10 129	79 979	127 634	390 767
96121010	Ribbons of textile fabric	13 315	61 104	167 701	712 692
96121090	Ribbons of other materials or similar ribbons	101 071	228 313	1 223 155	3 939 734
96122000	Ink-pads	9 476	15 391	51 368	77 945
96131010	Pocket lighters, gas fuelled, non- refillable of plastics	484 807	1 151 959	1 449 993	3 645 820
96131090	Pocket lighters, gas fuelled, non-refillable of other materials	59	14 474	1 096	45 716
96132010	Pocket lighters, gas fuelled, refillable of plastics	30 362	153 597	136 068	507 000
96132090	Pocket lighters, gas fuelled, refillable of other materials	8 580	8 605	61 570	63 842
96138010	Piezo-electric lighters for stoves and ranges	13 985	40 871	33 727	94 101
96138020	Cigarette lighters or table lighter of plastics	4	11	766	909
96138090	Other lighters	10 565	10 589	50 225	51 003
96139010	Refilled cartridge or oth receptaclespart of mechncl lighter,cont liquid fuel	70 275	70 283	282 572	283 920
96139090	Other parts of lighters	83 728	511 754	496 397	3 363 844
96140090	Smoking pipes and cigar or cigaretteholder and parts thereof	13 176	13 696	37 776	38 672
96151120	Combs, hair-slides and the like of hard rubbers	16 204	50 430	35 757	89 044
96151130	Combs, hair-slides and the like of plastics	76 730	254 475	308 879	805 678
96151900	Combs, hair-slides and the likeother than hard rubbers or plastics	250 410	896 411	570 409	1 891 836
96159011	Decorative hair pins of aluminium	285	300	1 688	2 404
96159012	Decorative hair pins of iron or steel	1 929	7 087	7 434	13 901
96159013	Decorative hair pins of plastics	401	6 730	3 254	12 886
96159019	Other decorative hair pins	67 642	125 164	201 132	304 754
96159021	Parts of combs, hair pins and the like of aluminium	33	61	2 491	2 762
96159022	Parts of combs, hair pins and the like of iron or steel	296	3 906	2 384	6 218
96159029	Other parts of combs, hair pins, and the like	0	2 120	0	6 446
96159091	Curling grips, hair-curlers and the like of aluminium	78	602	1 771	6 721
96159092	Curling grips, hair-curlers and the like of iron or steel	61	598	97	3 935
96159093	Curling grips, hair-curlers and the like of plastics	507	1 316	1 102	5 179
96159099	Other curling grips, hair-curlers and the like	9 983	37 867	41 020	147 165
96161010	Scent sprays and similar toilet sprays	775 140	1 521 441	1 021 877	3 076 928
96161020	Mounts and heads of scent sprays and similar toilet sprays	93 482	218 240	737 407	1 483 701

https://www.bps.go.id

I.3. IMPOR MENURUT KOMODITI / IMPORT BY HS COMMODITY

***** FEBRUARI / *FEBRUARY 2022* *****

H S	Uraian Komoditi/*Commodity Description*	Berat bersih/*Net weight* (Kg)		Nilai/*Value CIF* (US$)	
		Bulan ini *Current month*	Kumulatif *Cum. Jan. to date*	Bulan ini *Current month*	Kumulatif *Cum. Jan. to date*
96162000	Powder-puffs & pads for the applicationof cosmetics or toilet preparations	54 245	121 521	951 819	1 690 481
96170010	Vacuum flasks and other vacuum vessels	441 355	1 114 847	1 528 341	3 333 273
96170020	Parts of vacuum flasks or vacuum vessels	1 333	1 991	9 156	12 689
96180000	Tailor' dummies, oth lay figure;automata& animated displ. shop window dressing	27 339	44 862	304 448	538 627
96190011	Disposible sanitary towel,tanpon,napkinwith an absorbent core of textile	15 811	17 833	48 192	53 583
96190012	Sanitary towels and tampons of paper, paper pulp, cellulose wadding or webs of cellulose fibres	226 465	413 276	1 235 842	2 390 158
96190013	Baby napkins and pads for incontinence, of paper, paper pulp, cellulose wadding or webs of cellulose fibres	312 569	512 052	1 445 444	2 395 148
96190014	Other disposable articles made of paper, paper pulp, cellulose wadding or webs of cellulose fibres	2 407	4 803	16 046	31 862
96190019	Oth disposible sanitary towel, tampons, napkins and napkinsliners for babies	4 440	11 171	20 467	56 856
96190099	Oth sanitary towel, tampons, napkins, with an absorbent core of wad of oth material	19	67	334	1 116
96200010	Monopods, bipods, tripods and similar articles made of plastics	45 195	92 857	57 937	154 946
96200020	Monopods, bipods, tripods and similar articles made of carbon and graphite	0	541	0	8 928
96200030	Monopods, bipods, tripods and similar articles made of iron and steel	25 913	52 925	42 908	82 975
96200040	Monopods, bipods, tripods and similar articles made of alumunium	38 545	55 683	212 549	429 052
96200090	Monopods, bipods, tripods and similar articles made of other material	159 375	496 316	474 837	1 737 015
97011000	Paintings, drawings and pastels,executed entirely by hand	5 204	10 648	32 705	64 891
97019000	Colleges & similar decorative plaquesexecuted entirely by hand	7 125	9 945	47 081	101 529
97020000	Original engravings, prints & lithograps	13	17	952	1 428
97030000	Original sculptures and statuary, in any material.	9 980	25 156	69 418	131 237
97040000	Postage/revenue stamps, stamp postmark,first-day covers, stamped paper	72	4 645	723	33 406
97050090	Collections and collectorsí pieces of zoological, botanical, mineralogical, anatomical interest	9	69	1 234	4 461
97060000	Antiques of an age exceeding one hundred years	0	30	0	6 382
98014000	Road tractors for semi-trailers of subheading 8701.20	156 867	668 808	1 366 341	5 203 474
98015020	Bus vehicles of heading 8702 of a 5 tonnes < g.v.w <= 24 tonnes	47 658	126 988	415 399	1 105 451
98017020	Motor vehicle for the transport of goods oh heading 8704 of 5 tonnes <g.v.w <=24 tonnes	2 525 336	8 077 256	26 117 405	86 698 468
98017030	Motor vehicle for the transport of goods oh heading 8704 of a g.v.w > 24 tonnes	1 738 408	4 559 904	12 611 741	34 886 722
98018010	Chassis fitted with engines for heading 87060022 with a 5 tonnes < g.v.w <= 24 tonnes	22 188	37 850	301 976	481 332
98023000	Drive-axles, component of IKD motor vehicle	20 449	27 181	134 857	196 648
99011000	Operating System Software	2	139	11 545	37 713
99012000	Aplication Software	68	70	174 114	174 349
99019000	Other Software And Digital Product	484	566	269 973	346 525
	TOTAL IMPORT	**13 643 754 535**	**26 169 142 932**	**16 638 511 813**	**34 849 615 301**

https://www.bps.go.id

I.4. IMPOR MENURUT NEGARA ASAL / *IMPORT BY COUNTRY OF ORIGIN*
*** FEBRUARI/*FEBRUARY 2022****

Kode Negara/ *Country Code*		Negara Asal/*Country of Origin*	Berat bersih/*Net weight* (Kg)		Nilai/*Value CIF* (US$)	
			Bulan ini *Current month*	Kumulatif *Cum. Jan. to date*	Bulan ini *Current month*	Kumulatif *Cum. Jan. to date*
111	JP	Japan	344 591 739	734 939 620	1 190 324 516	2 583 124 117
112	HK	Hong Kong	20 905 086	79 241 422	110 265 633	330 932 594
113	KP	Korea, Dem. People'S Rep.	501	1 177	9 095	19 109
114	KR	Korea, Republic Of	464 035 817	853 132 062	851 170 828	1 843 210 499
115	TW	Taiwan	60 126 880	154 166 378	319 228 923	803 214 033
116	CN	China	1 834 615 981	4 196 459 357	4 662 833 992	10 542 787 990
117	MN	Mongolia	0	1 023 000	0	567 923
118	MO	Macau	36 831	110 679	545 735	1 303 182
120	PG	Papua New Guinea	1 466 800	54 622 756	3 264 550	36 708 656
121	TH	Thailand	896 175 907	1 586 401 397	1 037 737 514	1 977 083 677
122	SG	Singapore	1 053 345 058	2 140 156 079	1 335 614 297	2 652 992 526
123	PH	Philippines	13 780 709	68 406 486	103 526 268	204 316 279
124	MY	Malaysia	867 499 290	1 619 750 580	938 654 407	1 786 976 177
125	MM	Myanmar	9 727 800	17 511 060	12 637 583	23 482 985
126	KH	Cambodia	122 756	497 077	4 110 809	7 406 820
127	BN	Brunei Darussalam	62 373 502	124 981 085	42 715 887	87 321 220
128	LA	Lao People'S Dem. Rep.	1 085 857	13 178 607	1 385 546	8 487 028
129	NP	Nepal	48 349	75 676	50 434	87 406
131	VN	Viet Nam	212 660 874	389 963 760	324 083 469	757 717 543
132	MV	Maldives	76 000	114 154	103 740	151 925
133	IN	India	824 488 675	1 482 538 148	742 265 501	1 451 434 058
134	PK	Pakistan	7 329 558	29 041 173	11 235 892	36 598 535
135	BD	Bangladesh	3 372 184	5 029 504	7 983 331	13 802 508
136	LK	Sri Lanka	645 757	1 154 178	3 454 949	7 621 169
137	AF	Afghanistan	8 207	8 317	24 851	78 713
138	ID	Indonesia	651 856	1 717 052	2 977 532	5 395 384
141	IQ	Iraq	49	162 631 120	2 077	72 454 985
142	IR	Iran (Islamic Republic Of)	1 666 779	3 240 430	1 353 699	2 920 329
143	SA	Saudi Arabia	827 480 988	1 283 757 742	563 380 139	890 369 497
144	IL	Israel	312 395	421 009	1 667 173	3 547 092
145	KW	Kuwait	1 596 125	2 845 388	2 008 665	3 572 730
146	JO	Jordan	97 507 420	141 857 555	16 294 332	27 118 392
148	LB	Lebanon	38 564	185 909	107 850	291 203
149	PS	Palestina	70 228	88 832	453 940	602 078
151	YE	Yemen	35 169	35 173	90 406	90 443
152	OM	Oman	302 258 213	345 148 380	120 634 522	140 332 832
153	SY	Syria Arab Republic	0	130	0	8 000
154	TR	Turkey	80 786 703	99 886 507	26 919 115	71 345 508
155	AE	United Arab Emirates	256 893 555	452 321 424	235 978 406	404 116 076
156	QA	Qatar	75 825 770	208 439 060	57 286 919	133 040 354
157	BH	Bahrain	1 187 036	2 916 462	3 792 915	7 766 087
158	CY	Cyprus	360	396	10 934	13 831
211	EG	Egypt	134 770 484	196 514 395	29 270 558	49 815 633
212	LY	Libyan Arab Jamahiriya	50 013	139 413	55 388	148 520
213	MA	Morocco	31 811	87 011 067	1 323 666	18 417 665
214	TN	Tunisia	1 757 582	3 971 885	7 327 908	16 318 967
215	DZ	Algeria	168 201	118 451 170	267 662	76 345 746
216	SD	Sudan	1 920 001	2 128 601	2 184 184	2 386 624
219	NA	Namibia	7 041	78 389	15 089	774 724
221	ET	Ethiopia	2 646 143	3 663 093	5 033 701	7 128 668
222	TZ	Tanzania, United Rep. Of	1 959 015	3 561 669	6 289 860	9 363 381
223	MG	Madagascar	1 169 949	2 570 949	9 993 436	22 005 497
224	SO	Somalia	22	22	4 732	4 732
225	KE	Kenya	1 048 447	1 590 806	3 032 545	4 593 844
226	RE	Reunion	6	9	458	844
227	MZ	Mozambique	224 860	380 039	1 129 733	1 535 219
228	BW	Botswana	1	2	7 814	20 150
230	TG	Togo	836 321	993 679	924 154	1 243 581
231	GH	Ghana	568 053	2 078 316	977 805	3 888 875
232	LR	Liberia	253 520	663 819	577 966	1 495 535
233	GN	Guinea	201 139	1 218 247	427 167	2 756 696

https://www.bpsbbo.id

I.4. IMPOR MENURUT NEGARA ASAL / *IMPORT BY COUNTRY OF ORIGIN*
*** FEBRUARI/*FEBRUARY 2022****

Kode Negara/ *Country Code*		Negara Asal/*Country of Origin*	Berat bersih/*Net weight* (Kg)		Nilai/*Value CIF* (US$)	
			Bulan ini *Current month*	Kumulatif *Cum. Jan. to date*	Bulan ini *Current month*	Kumulatif *Cum. Jan. to date*
234	AO	Angola	202 965	684 866	472 511	1 605 011
235	CG	Congo	261 824	445 562	207 451	362 911
236	CM	Cameroon	1 658 359	3 147 140	3 402 193	6 433 728
237	NG	Nigeria	603 776 675	853 960 758	390 174 505	527 274 017
238	SL	Sierra Leone	17	213 144	3 919	439 499
239	GA	Gabon	58 450	289 829	99 351	528 296
240	CI	Cote D'Ivoire	9 490 507	16 078 939	21 701 087	36 420 258
241	SN	Senegal	24 012	99 480	145 435	310 980
242	MR	Mauritania	0	100 000	0	147 000
243	ML	Mali	62	49 899	10 982	125 004
245	BF	Burkina Faso	28	542 985	1 274	1 146 612
249	SC	Seychelles	540 758	896 737	861 238	1 470 506
251	UG	Uganda	474 059	541 505	1 378 806	1 607 937
252	CF	Central African Republic	27	27	305	305
253	NE	Niger	37	993	1 417	10 938
254	TD	Chad	245 109	1 614 849	554 060	3 459 427
257	ST	Sao Tome And Principe	0	2	0	170
260	SZ	Swaziland	4 434	9 115	212 242	406 153
261	ZA	South Africa	156 495 667	281 620 642	114 272 006	324 073 245
262	ZW	Zimbabwe	3 186 372	3 778 916	10 101 273	12 803 867
263	ZM	Zambia	373 324	1 060 716	1 157 353	1 618 630
264	MW	Malawi	7 000	36 700	37 450	58 240
265	KM	Comoros	100 001	100 001	775 053	775 053
266	BI	Burundi	12	12	236	236
267	MU	Mauritius	79 853	186 427	247 389	445 085
268	RW	Rwanda	0	1	0	4
271	CD	Democratic Rep. Of The Congo	867 141	1 173 234	3 486 471	4 283 919
311	AU	Australia	1 738 751 773	2 940 252 845	623 850 333	1 173 528 037
312	NZ	New Zealand	96 583 183	149 553 896	123 925 652	192 659 230
319	GU	Guam	0	1	0	503
320	PW	Palau	0	4	0	325
321	NR	Nauru	92	92	18 522	18 522
322	NC	New Caledonia	4	81	183	3 669
324	MP	Northern Mariana Islands	4	4	90	90
331	AS	American Samoa	1	23 318	17	58 884
332	CK	Cook Islands	22	22	507	507
333	FJ	Fiji	18 691	18 691	20 532	20 532
334	KI	Kiribati	106	106	12 792	12 792
335	MH	Marshall Islands	18 802 200	19 249 308	17 030 919	17 523 212
336	WS	Samoa	3 316	32 011	41 697	145 272
337	SB	Solomon Islands	267 317	495 074	479 076	898 891
340	CX	Christmas Islands	0	25	0	6 138
341	UM	U.S Minor Outlying Island	2	8	222	2 657
342	CC	Cocos (Keeling) Islands	748	762	11 797	12 443
343	TK	Tokelau	3	3	843	843
346	TF	French Southern Territories	2	2	724	724
391	TL	East Timor	319 100	632 189	90 076	361 638
411	US	United States	600 481 948	1 463 772 912	659 039 297	1 533 084 119
412	CA	Canada	292 139 262	641 893 776	189 321 897	394 724 195
421	MX	Mexico	9 056 496	11 915 007	29 275 391	52 637 767
422	GT	Guatemala	744	41 274	21 911	61 403
423	HN	Honduras	32	1 106	1 509	44 261
424	NI	Nicaragua	389	612	6 236	13 206
425	PA	Panama	186	1 177	2 764	37 586
426	CU	Cuba	30	38	117 095	146 722
427	CW	Curacao	8	16	2 684	5 257
428	SR	Suriname	0	1	0	76
431	CL	Chile	5 640 045	10 387 040	13 319 177	18 500 006
432	VE	Venezuela	250 200	726 521	629 109	1 713 348
433	AR	Argentina	401 202 781	726 407 225	163 239 289	313 573 628
434	BR	Brazil	502 658 818	869 912 887	260 188 816	475 734 051

https://www.bps.go.id

I.4. IMPOR MENURUT NEGARA ASAL / *IMPORT BY COUNTRY OF ORIGIN*
*** FEBRUARI/*FEBRUARY 2022****

Kode Negara/ *Country Code*		Negara Asal/*Country of Origin*	Berat bersih/*Net weight* (Kg)		Nilai/*Value CIF* (US$)	
			Bulan ini *Current month*	Kumulatif *Cum. Jan. to date*	Bulan ini *Current month*	Kumulatif *Cum. Jan. to date*
435	CO	Colombia	112 205	335 874	371 047	2 128 595
436	BO	Bolivia	791 732	2 252 676	440 267	1 253 281
437	UY	Uruguay	2 638 322	3 821 178	3 250 562	5 584 919
438	PY	Paraguay	26 704 304	27 560 554	14 645 319	16 626 211
441	EC	Ecuador	6 938 796	15 110 957	17 167 048	37 351 981
442	PE	Peru	3 463 659	5 437 823	11 268 027	17 486 689
443	GY	Guyana	17	18	2 111	2 500
444	TT	Trinidad And Tobago	12	82	1 274	10 215
446	JM	Jamaica	151	152	13 879	13 899
447	PR	Puerto Rico	1 863	7 949	588 591	7 498 988
448	BZ	Belize	204	240	2 816	2 934
449	DO	Dominican Republic	505 453	803 950	2 037 446	2 532 583
450	SV	El Salvador	2 111	3 848	73 929	121 340
451	CR	Costa Rica	104 082	107 411	653 862	1 342 309
452	HT	Haiti	607	610	75 002	75 399
453	BB	Barbados	554	557	18 586	19 029
454	AG	Antigua And Barbuda	78	148	4 037	6 519
455	AI	Anguilla	54	83	1 146	2 007
458	CV	Cape Verde	148	8 057	47 911	73 641
460	DM	Dominica	0	1	0	41
462	GF	French Guiana	1	1	287	287
463	PF	French Polynesia	2	17 422	1 071	9 781
464	GL	Greenland	0	106 128	0	404 636
466	MQ	Martinique	2	2	246	246
467	AN	Netherlands Antilles	9	162 234	1 236	212 939
468	NF	Norfolk Islands	17 705	17 705	10 269	10 269
471	TC	Turks And Caicos Islands	6	6	1 556	1 556
473	KN	Saint Kitts And Nevis	1	1	154	154
476	MS	Montserrat	10	10	573	573
477	VG	Virgin Islands (British)	1 029	9 759	7 756	48 479
478	VI	U.S. Virgin Islands	14 013	25 525	293 949	618 714
479	BL	Saint Barthelemy	0	393	0	1 996
511	GB	United Kingdom	36 990 445	70 426 008	71 089 164	150 054 264
512	NL	Netherlands	36 568 081	79 650 633	52 885 105	119 830 857
513	FR	France	23 798 546	48 272 895	78 515 603	198 310 191
514	DE	Germany, Fed. Rep. Of	36 396 144	89 352 268	213 446 111	498 693 973
515	AT	Austria	2 418 424	4 522 077	42 992 423	99 395 271
516	BE	Belgium	18 658 023	34 436 200	38 474 146	90 832 223
517	CH	Switzerland	2 516 921	4 430 187	42 655 143	98 137 257
518	LU	Luxembourg	145 975	371 581	1 189 462	4 497 941
520	MC	Monaco	1 803	3 025	88 379	125 829
521	DK	Denmark	5 349 545	11 830 097	17 362 786	47 116 820
522	NO	Norway	61 316 537	64 339 214	56 655 996	62 686 259
523	SE	Sweden	14 015 845	27 708 400	41 673 305	80 515 212
524	FI	Finland	4 228 446	11 630 027	45 967 422	80 654 679
525	IE	Ireland	1 080 994	2 401 283	14 597 893	31 315 758
526	IT	Italy	51 132 658	105 132 507	106 985 001	220 862 398
527	ES	Spain	18 041 455	37 665 472	36 501 058	102 462 220
528	PT	Portugal	716 226	1 160 383	2 407 764	4 993 800
529	IS	Iceland	239 564	246 232	1 485 439	1 762 890
531	GR	Greece	10 226 376	15 285 269	11 771 295	19 280 806
533	AD	Andorra	179	20 679	20 097	200 164
534	LI	Liechtenstein	1 554	2 712	183 807	319 305
542	HU	Hungary	283 698	954 110	5 132 400	11 814 675
543	PL	Poland	5 687 049	9 478 844	20 888 918	32 438 918
544	RO	Romania	541 739	1 237 121	2 491 213	5 818 192
545	BG	Bulgaria	1 298 867	2 212 911	2 863 405	5 896 392
548	AL	Albania	244	380	15 933	19 802
549	AM	Armenia	0	419	0	15 204
550	AZ	Azerbaijan	0	127 612	0	78 705
551	BY	Belarus	185 660	56 943 262	392 532	33 092 673

https://www.bps.go.id

I.4. IMPOR MENURUT NEGARA ASAL / *IMPORT BY COUNTRY OF ORIGIN*
***** FEBRUARI/*FEBRUARY 2022*****

Kode Negara/ *Country Code*		Negara Asal/*Country of Origin*	Berat bersih/*Net weight* (Kg)		Nilai/*Value CIF* (US$)	
			Bulan ini *Current month*	Kumulatif *Cum. Jan. to date*	Bulan ini *Current month*	Kumulatif *Cum. Jan. to date*
552	KZ	Kazakhstan	20 509 459	41 904 754	38 269 976	81 967 878
553	KG	Kyrgyzstan	10	103	974	2 607
554	MD	Moldova, Republic Of	12 172 704	23 548 973	3 982 323	7 646 379
557	UA	Ukraine	46 344 927	63 685 390	19 707 756	35 579 153
558	UZ	Uzbekistan	1 561 665	4 026 173	1 826 643	3 107 557
559	LT	Lithuania	446 723	732 461	1 439 007	2 227 481
560	LV	Latvia	35 602	60 281	1 059 448	2 557 480
561	EE	Estonia	139 166	295 697	1 378 326	3 616 006
562	GE	Georgia	624	713	25 940	29 693
563	HR	Croatia	530 506	1 089 856	634 253	1 540 891
564	BA	Bosnia And Herzegovina	2 609	5 803	59 859	142 653
565	MT	Malta	768	51 180	30 708	232 701
566	SK	Slovakia	70 752	393 043	1 451 720	3 077 963
567	SI	Slovenia	531 223	1 467 890	2 142 997	4 166 398
568	CZ	Czech Republic	1 555 874	2 990 969	11 160 686	21 634 085
570	MK	Rep. Of Macedonia	1 109	15 212	21 097	57 945
571	FO	Faeroe Islands	82	90	2 147	2 677
572	RU	Russia Federation	270 237 938	608 269 432	160 479 126	347 131 744
573	RS	Serbia	3 858	6 547	85 729	168 586
574	ME	Montenegro	2 174	2 195	44 774	45 716
575	CS	Kosovo	495	525	12 714	13 320
578	GG	Guernsey	2	2	137	137
579	IM	Isle Of Man	0	93	0	6 552
580	JE	Jersey	4	4	352	352
TOTAL IMPORT			**13 643 754 535**	**26 169 142 932**	**16 638 511 813**	**34 849 615 301**

https://www.bps.go.id

I.5. IMPOR MENURUT PROPINSI DAN PELABUHAN BONGKAR
IMPORT BY PROVINCE AND PORT OF IMPORTATION
*** FEBRUARI/*FEBRUARY 2022****

Provinsi/Pelabuhan Bongkar *Province/Port of Importation*			Berat bersih/*Net weight* (Kg)		Nilai/*Value CIF* (US$)	
			Bulan ini *Current month*	Kumulatif *Cum. Jan. to date*	Bulan ini *Current month*	Kumulatif *Cum. Jan. to date*
ACEH			**3 057 625**	**13 057 990**	**1 403 450**	**1 704 541**
11104	IDLSW	Lhok Seumawe	0	365	0	1 128
11117	IDKRU	Krueng Raja Malahayati	3 057 625	3 057 625	1 403 450	1 403 450
11119	IDLHK	Lhok Nga	0	10 000 000	0	299 963
SUMATERA UTARA			**535 946 904**	**1 147 332 705**	**473 420 330**	**1 002 706 951**
12002	IDKNO	Kuala Namu International Airport	146 286	148 713	605 813	736 802
12141	IDPSU	Pangkalan Susu	1 019 961	1 019 961	475 429	475 429
12144	IDBLW	Belawan	472 615 552	1 016 696 532	418 310 751	903 655 989
12149	IDTBR	Tanjung Beringin	19 892 633	56 579 770	17 316 793	46 460 867
12170	IDKTJ	Kuala Tanjung	42 272 472	72 887 729	36 711 544	51 377 864
SUMATERA BARAT			**40 548 360**	**67 390 023**	**3 981 746**	**18 087 683**
13191	IDTBY	Padang/Tl.Bayur	40 548 360	67 390 023	3 981 746	18 087 683
RIAU			**185 352 030**	**485 333 458**	**176 910 473**	**400 995 263**
14003	IDFTG	Futong Terminal	10 993 348	65 424 845	5 447 974	33 471 669
14223	IDPAI	Panipahan	2 720	13 415	3 250	11 006
14225	IDDUM	Dumai	98 963 498	226 886 456	47 938 762	110 323 415
14228	IDBLS	Bengkalis	103 793	294 589	103 438	267 763
14230	IDSPA	Selat Panjang	48 046	170 213	48 883	150 192
14235	IDSUQ	Sungai Guntung	1 228 304	3 375 406	4 043 472	11 591 830
14242	IDTEM	Tembilahan	13 757	13 757	10 770	10 770
14243	IDKEN	Kuala Enok	1	8 210	22	35 468
14261	IDPKU	Pekan Baru / Simpang Tiga (U)	21	64	20 939	24 585
14273	IDPAK	Pekan Baru	18 662 776	33 849 725	82 040 490	161 747 632
14277	IDBUN	Buatan	16 588 707	55 742 279	19 967 110	47 589 839
14278	IDPWG	Perawang, Sumatra	38 747 059	99 554 499	17 285 363	35 771 094
JAMBI			**2 128 290**	**10 850 694**	**2 958 765**	**4 731 710**
15291	IDKTK	Kuala Tungkal	153 682	8 135 634	225 041	1 039 133
15293	IDDJM	Jambi	1 974 608	2 715 060	2 733 724	3 692 577
SUMATERA SELATAN			**48 206 492**	**135 743 070**	**61 196 790**	**145 270 416**
16002	IDAIR	Air Sugihan	0	1 025 657	0	1 539 769
16326	IDPLA	Palembang - Plaju	0	16 658 655	0	12 761 562
16334	IDPLM	Mahmud Badaruddin Ii Airport	0	7 800	0	38 450
16340	IDMRI	Musi River/Boom Baru	48 206 492	118 050 958	61 196 790	130 930 635
LAMPUNG			**383 775 590**	**801 582 155**	**246 557 081**	**492 843 892**
18001	IDSMB	Semangka Bay, St	218 248 000	465 042 000	144 400 776	273 966 293
18395	IDPJG	Panjang (Lampung, Sumatra)	165 527 590	336 540 155	102 156 305	218 877 599
KEPULAUAN BANGKA BELITUNG			**0**	**2 666 862**	**0**	**16 278 566**
19321	IDMUO	Muntok	0	2 546 318	0	15 689 882
19323	IDPGX	Pangkal Balam /Pkl.Pinang	0	120 544	0	588 684
KEPULAUAN RIAU			**348 566 698**	**1 068 811 671**	**990 133 983**	**2 352 863 434**
21004	IDLBM	Lobam	985 609	2 523 365	15 191 337	32 428 313
21005	IDMWK	Matak	374 923	375 013	587 270	589 470
21007	IDKIJ	Kijang	378 659	940 082	923 104	2 733 268
21013	IDQJB	Jatty Baru	6 043 074	15 201 869	3 925 895	9 903 662
21248	IDTBK	Tanjung Balai Karimun	55 760 350	299 136 965	50 605 679	195 552 125
21249	IDPSS	Pulau Sambu	1 841 002	20 780 002	4 002 790	23 202 790
21250	IDTAN	Tanjung Uban	120 508 618	361 786 285	105 088 883	286 815 800
21251	IDTPN	Tanjung Pinang	73 012	135 228	901 384	1 759 821
21258	IDBTU	Batu Ampar	126 758 516	293 476 940	564 424 913	1 260 288 843
21265	IDSKP	Sekupang	19 004 836	42 404 311	222 538 380	506 175 288
21267	IDKAB	Kabil/Panau	16 836 870	32 049 048	21 116 722	31 084 476
21271	IDBTH	Batam / Hang Nadim (U)	1 229	2 563	827 626	2 329 578
DKI JAKARTA			**2 637 146 179**	**5 906 902 196**	**7 574 858 193**	**17 203 877 070**
31431	IDTPP	Tanjung Priok	2 616 885 291	5 865 594 882	6 347 630 077	14 248 092 500
31433	IDJKT	Jakarta / Pasar Ikan	1 176	23 195	28 651	274 634
31434	IDCGK	Cengkareng / Sukarno Hatta (U)	12 367 061	26 134 494	1 214 994 278	2 930 035 386
31435	IDPSB	Jakarta / Pos Pasar Baru (Ptt)	931	1 660	124 860	244 229
31436	IDHLP	Halim Perdana Kusuma (U)	7 891 720	15 147 965	12 080 327	25 230 321

https://www.bps.go.id

I.5. IMPOR MENURUT PROPINSI DAN PELABUHAN BONGKAR
IMPORT BY PROVINCE AND PORT OF IMPORTATION
*** FEBRUARI/*FEBRUARY 2022****

Provinsi/Pelabuhan Bongkar *Province/Port of Importation*			Berat bersih/*Net weight* (Kg)		Nilai/*Value CIF* (US$)	
			Bulan ini *Current month*	Kumulatif *Cum. Jan. to date*	Bulan ini *Current month*	Kumulatif *Cum. Jan. to date*
JAWA BARAT			**380 729 443**	**585 657 959**	**416 788 239**	**716 051 944**
32009	IDJBK	Jababeka	47 059 991	104 676 531	131 395 324	311 256 553
32463	IDCBN	Cirebon	3 026 547	19 048 694	1 458 796	4 582 182
32467	IDBLG	Balongan	328 509 977	458 947 673	262 520 227	370 864 961
32468	IDBND	Bandung (Ptt/Gede Bage)	48 791	56 517	827 349	1 190 733
32481	IDPMB	Patimban	2 084 137	2 928 544	20 586 543	28 157 515
JAWA TENGAH			**1 225 538 169**	**2 106 188 200**	**1 141 901 433**	**2 166 909 050**
33494	IDTES	Tanjung Emas	396 822 729	833 271 114	611 050 390	1 361 505 351
33495	IDCXP	Cilacap	828 278 656	1 272 044 766	518 981 894	779 060 303
33496	IDSRG	Semarang / Achmad Yani (U)	436 784	862 638	11 869 149	26 313 659
33497	IDSMR	Semarang (Ptt)	0	9 682	0	29 737
DI YOGYAKARTA			**210**	**25 307**	**15 562**	**1 983 625**
34002	IDYIA	Yogyakarta International Airport	210	25 307	15 562	1 983 625
JAWA TIMUR			**2 724 957 598**	**5 203 338 717**	**2 331 311 045**	**4 591 914 558**
35002	IDKSO	Kalbut Situbondo	185 970 435	415 903 408	144 127 087	313 059 096
35561	IDTUB	Tuban	527 003 825	934 158 678	431 634 439	732 175 035
35562	IDGRE	Gresik	583 850 529	1 062 875 767	224 048 701	409 938 196
35563	IDTPE	Tanjung Perak	1 348 091 698	2 660 898 367	1 463 080 676	3 028 907 429
35565	IDPRO	Probolinggo (Kalibuntu)	64 500 000	105 277 000	26 307 225	30 982 271
35567	IDBJU	Banyuwangi	15 025 779	23 025 779	14 030 766	18 554 606
35587	IDSUB	Surabaya /Juanda (U)	347 137	915 917	27 104 683	57 005 515
35588	IDSUR	Surabaya (Ptt)	168 195	283 801	977 468	1 292 410
BANTEN			**2 796 544 972**	**5 020 177 675**	**1 503 321 874**	**2 755 083 047**
36005	IDCIW	Ciwandan	167 263 739	489 613 062	80 344 299	227 679 406
36010	IDBYH	Bayah	10 500 000	10 500 000	383 775	383 775
36461	IDMRK	Merak	888 372 800	1 530 067 332	683 631 641	1 232 750 352
36471	IDTLN	Tanjung Leneng	271 326 906	434 966 279	204 464 706	337 239 505
36472	IDTSO	Tanjung Sekong	185 370 869	416 267 922	132 798 463	301 902 018
36473	IDCGD	Cigading	1 273 710 658	2 138 763 080	401 698 990	655 127 991
BALI			**1 993 202**	**2 056 017**	**1 523 074**	**3 218 770**
51005	IDCEB	Celukan Bawang, Bl	1 965 951	1 965 951	917 234	917 234
51620	IDDPS	Denpasar / Ngurah Rai (U)	27 251	90 066	605 840	2 301 536
NUSA TENGGARA BARAT			**23 526 792**	**30 948 607**	**13 896 854**	**30 020 530**
52001	IDBEN	Benete	52 328	1 474 143	1 500 364	14 328 660
52009	IDCLI	Gilikaki	22 000 000	28 000 000	11 710 230	15 005 610
52663	IDBDS	Badas Sumbawa	1 474 464	1 474 464	686 260	686 260
NUSA TENGGARA TIMUR			**319 100**	**579 992**	**90 076**	**162 631**
53003	IDABU	Atambua	319 100	579 992	90 076	162 631
KALIMANTAN BARAT			**20 989 023**	**39 819 012**	**20 198 798**	**40 542 154**
61714	IDPON	Pontianak	8 601 087	23 834 744	8 335 198	21 146 155
61721	IDKDW	Kendawangan	12 208 934	15 231 852	7 471 865	9 527 449
61722	IDPNK	Pontianak / Supadio (U)	179 001	752 415	4 377 585	9 854 400
61724	IDSTT	Sintete	1	1	14 150	14 150
KALIMANTAN TENGAH			**5 071 574**	**14 388 663**	**2 350 321**	**5 759 641**
62744	IDKUM	Kumai	1 000 000	4 800 000	460 500	992 500
62746	IDSMQ	Sampit	2 071 358	7 588 447	968 722	3 846 042
62750	IDPPS	Pulang Pisau	2 000 216	2 000 216	921 099	921 099
KALIMANTAN SELATAN			**115 019 502**	**147 575 137**	**86 971 847**	**119 241 227**
63001	IDBTW	Batulicin	1 413 609	1 413 609	611 563	611 563
63002	IDKBU	Kotabaru	74 840 374	74 840 374	58 721 068	58 721 068
63007	IDTAR	Tarjun	8 200 000	8 200 000	392 534	392 534
63008	IDPUT	Pulau Laut	28 170 761	56 723 869	20 982 405	39 154 491
63771	IDBAN	Banjarmasin	1 383 260	3 385 787	5 798 988	18 966 282
63775	IDBLC	Batu Licin	1 011 498	1 011 498	465 289	465 289
63777	IDBDJ	Banjar Masin /Samsudin Noor (U)	0	2 000 000	0	930 000

https://www.bps.go.id

I.5. IMPOR MENURUT PROPINSI DAN PELABUHAN BONGKAR
IMPORT BY PROVINCE AND PORT OF IMPORTATION
*** FEBRUARI/*FEBRUARY 2022****

Provinsi/Pelabuhan Bongkar *Province/Port of Importation*			Berat bersih/*Net weight* (Kg)		Nilai/*Value CIF* (US$)	
			Bulan ini *Current month*	Kumulatif *Cum. Jan. to date*	Bulan ini *Current month*	Kumulatif *Cum. Jan. to date*
KALIMANTAN TIMUR			**327 091 800**	**431 440 847**	**324 358 864**	**525 585 353**
64003	IDKRG	Kariangau	4 754 064	11 925 121	60 433 243	119 985 485
64017	IDTBA	Tanjung Bara, Kl	42 260 517	83 384 733	34 315 061	63 417 383
64803	IDBPP	Balikpapan	233 090 345	288 068 273	177 082 609	263 385 012
64805	IDSRD	Samarinda	2 218 910	2 463 734	3 663 741	5 061 626
64814	IDBPN	Balikpapan /Sepinggan (U)	463 968	1 294 990	18 526 249	43 397 886
64817	IDBTG	Bontang	44 046 650	44 046 650	26 904 054	26 904 054
64826	IDSKI	Sangkulirang, Kalimantan	257 346	257 346	3 433 907	3 433 907
KALIMANTAN UTARA			**8 720 655**	**19 762 400**	**13 481 626**	**25 006 935**
65807	IDTJS	Tanjung Selor	0	1 412 792	0	672 489
65808	IDLIN	Lingkas Tarakan	14 420	40 420	103 000	134 500
65809	IDNNX	Nunukan	6 251 971	15 854 924	6 401 505	17 222 825
65815	IDTRK	Tarakan (U)	2 454 264	2 454 264	6 977 121	6 977 121
SULAWESI UTARA			**52 044 110**	**57 080 626**	**17 193 024**	**25 197 905**
71834	IDMND	Manado	300	322	15 105	16 425
71835	IDBIT	Bitung	15 098 410	20 134 793	11 981 301	19 957 967
71843	IDMDC	Menado / Sam Ratulangi (U)	0	111	0	26 895
71845	IDLUK	Labuhan Uki	36 945 400	36 945 400	5 196 618	5 196 618
SULAWESI TENGAH			**1 385 590 005**	**1 862 130 906**	**860 247 292**	**1 364 491 461**
72003	IDKNL	Kolonodale	1 381 893 824	1 855 634 044	851 611 357	1 354 563 209
72005	IDKNL	Kolonodale	269 540	269 540	472 704	472 704
72868	IDLUW	Luwuk	0	1 800 681	0	837 317
72877	IDPAT	Pantoloan	3 426 641	4 426 641	8 163 231	8 618 231
SULAWESI SELATAN			**108 998 995**	**175 592 339**	**66 759 119**	**121 605 464**
73002	IDMAK	Makassar	106 998 935	173 294 463	65 835 337	115 325 157
73892	IDPAP	Pare-Pare	2 000 000	2 000 000	920 000	920 000
73893	IDUJU	Ujungpandang	0	14 922	0	714 301
73897	IDMLI	Malili, Sulawesi	0	282 829	0	4 633 643
73904	IDUPG	Ujung Pandang / Hasanuddin (U)	60	125	3 782	12 363
SULAWESI TENGGARA			**36 988 924**	**383 268 256**	**74 573 475**	**276 769 477**
74921	IDBUW	Bau-Bau	5 471 006	11 018 303	4 921 231	9 153 003
74922	IDKDR	Kendari	31 517 918	372 249 953	69 652 244	267 616 474
GORONTALO			**1 614 941**	**1 614 941**	**742 873**	**742 873**
75842	IDGTO	Gorontalo / Jalaluddin(U)	1 614 941	1 614 941	742 873	742 873
SULAWESI BARAT			**0**	**1 400 000**	**0**	**637 000**
76899	IDMJU	Mamuju	0	1 400 000	0	637 000
MALUKU			**35 437 085**	**63 261 686**	**29 091 953**	**49 297 004**
81946	IDAMB	Ambon	28 075 113	50 699 786	24 734 770	42 140 232
81951	IDTUL	Tulehu	7 361 972	12 561 900	4 357 183	7 156 772
MALUKU UTARA			**191 138 241**	**347 668 426**	**175 781 307**	**330 386 330**
82006	IDSSO	Soe Soe/Susu	49 645 791	118 279 433	63 872 365	115 684 699
82959	IDGLX	Galela , Maluku	1 006 938	2 008 677	521 594	1 012 446
82962	IDOBI	Obi Island	140 485 512	227 380 316	111 387 348	213 689 185
PAPUA			**16 712 026**	**35 496 395**	**26 492 346**	**59 648 796**
94001	IDAMA	Amamapare, Ij	16 104 959	32 058 270	18 244 031	34 924 686
94974	IDDJP	Jayapura	1 988	4 488	115 475	265 015
94975	IDZRI	Serui	2 169	40 498	31 212	425 455
94980	IDTIM	Amamapare	597 910	2 267 120	7 960 155	19 727 527
94983	IDDJJ	Jayapura / Sentani (U)	5 000	5 000	141 473	141 473
94991	IDFOO	Numfoor	0	1 121 019	0	4 164 640
TOTAL IMPORT			**13 643 754 535**	**26 169 142 932**	**16 638 511 813**	**34 849 615 301**

https://www.bps.go.id

I.6. IMPOR KOMODITI MENURUT NEGARA ASAL DAN LIMA GOLONGAN BARANG (SITC) UTAMA
IMPORT BY COUNTRY OF ORIGIN AND FIVE MAJOR SITC COMMODITY GROUP
***** FEBRUARI/*FEBRUARY* 2022 *****

Negara Asal/SITC/Uraian Golongan Barang *Country of Origin/SITC/group Description*	Berat bersih/*Net weight* (Kg)		Nilai/*Value CIF* (US$)	
	Bulan ini *Current month*	Kumulatif *Cum. Jan. to date*	Bulan ini *Current month*	Kumulatif *Cum. Jan. to date*
Jepang	344 591 739	734 939 620	1 190 324 516	2 583 124 117
784 Bagian Dan Perlengkapan Kendaraan Bermotor	9 498 856	21 546 225	129 862 098	292 946 895
782 Kendaraan Bermotor untuk Barang	6 658 570	14 796 512	76 486 295	163 688 467
673 Besi Lembaran, Tidak Disepuh	73 502 280	162 834 190	74 191 039	161 116 649
675 Lembaran Dari Paduan Baja	38 276 858	101 549 459	40 899 710	110 079 042
723 Mesin Bangunan dan Konstruksi Tds	8 763 609	17 369 111	57 694 443	108 562 804
Lainnya	207 891 566	416 844 123	811 190 931	1 746 730 260
Hong Kong	20 905 086	79 241 422	110 265 633	330 932 594
655 Bahan Sulaman Atau Rajutan	1 509 206	4 264 062	15 167 426	43 022 998
764 Pesawat Telekomunikasi dan Bagian-bagiannya	105 131	367 871	15 303 956	37 568 419
282 Sisa-sisa Besi Baja	11 186 473	48 978 963	5 718 598	25 864 172
971 Emas Bukan Untuk Moneter	15	265	863 752	15 439 976
656 Tule, Kain Beludru, dsb	165 348	530 963	5 049 205	15 288 561
Lainnya	7 938 913	25 099 298	68 162 696	193 748 468
Korea Utara	501	1 177	9 095	19 109
694 Paku, Mur, Baut dan Semacamnya	10	459	185	6 869
742 Pompa Untuk Barang Cair	391	391	3 552	3 552
679 Pipa dan Tabung Besi atau Baja	87	87	3 282	3 282
727 Mesin Unt.Industri Pengolahan Makanan	2	2	1 710	1 710
746 Bantalan Peluru atau Bantalan Giling	0	112	0	1 213
Lainnya	11	126	366	2 483
Korea Selatan	464 035 817	853 132 062	851 170 828	1 843 210 499
334 Hasil-hasil Minyak Bumi	201 170 026	312 246 031	153 829 351	231 757 544
776 Tabung Termionis, Katoda Dingin, Kat.Foto	155 241	344 381	60 604 708	138 718 416
575 Bahan Plastik Lainnya, Dalam Bentuk Awal	29 369 195	53 203 784	45 152 086	86 998 764
673 Besi Lembaran, Tidak Disepuh	31 042 238	73 954 581	30 425 328	73 636 068
655 Bahan Sulaman Atau Rajutan	2 615 741	6 767 734	26 131 703	68 532 918
Lainnya	199 683 376	406 615 551	535 027 652	1 243 566 789
Taiwan	60 126 880	154 166 378	319 228 923	803 214 033
776 Tabung Termionis, Katoda Dingin, Kat.Foto	39 100	87 886	58 217 472	132 071 176
764 Pesawat Telekomunikasi dan Bagian-bagiannya	151 155	398 097	40 219 851	115 567 831
655 Bahan Sulaman Atau Rajutan	1 802 960	4 133 035	16 472 656	37 767 638
653 Kain Tenunan dari Serat Buatan	750 143	2 081 696	12 468 457	33 545 056
575 Bahan Plastik Lainnya, Dalam Bentuk Awal	4 214 602	10 000 162	10 447 091	26 345 200
Lainnya	53 168 920	137 465 502	181 403 396	457 917 132
Tiongkok	1 834 615 981	4 196 459 357	4 662 833 992	10 542 787 990
764 Pesawat Telekomunikasi dan Bagian-bagiannya	9 808 459	25 026 028	371 545 831	926 109 138
752 Mesin Otomatis Pengolah Data dan Satuannya	2 064 627	4 998 676	228 184 607	539 396 392
741 Aparat Pemanas dan Pendingin dan Alat-alatnya	94 699 616	122 019 579	289 175 185	398 795 625
723 Mesin Bangunan dan Konstruksi Tds	42 261 136	91 299 843	163 535 883	345 782 596
778 Alat Listrik Lainnya	24 771 425	42 093 352	163 897 687	301 118 374
Lainnya	1 661 010 718	3 911 021 879	3 446 494 799	8 031 585 865
Mongolia	0	1 023 000	0	567 923
278 Bahan Mineral Lainnya	0	1 023 000	0	567 923
Makau	36 831	110 679	545 735	1 303 182
724 Mesin Utk Mengerjakan Tekstil dan Kulit	2 180	70 135	46 209	561 441
773 Alat Pengatur, Pembagi Arus Listrik	297	693	65 911	177 462
772 Alat Penyambung atau Pemutus arus Listrik	1 662	3 464	72 225	140 659
682 Barang-barang Tembaga	17 912	20 102	104 890	129 225
655 Bahan Sulaman Atau Rajutan	3 724	4 176	84 542	90 805
Lainnya	11 056	12 109	171 958	203 590
Papua Nugini	1 466 800	54 622 756	3 264 550	36 708 656
333 Minyak Bumi Mentah	0	52 707 470	0	30 336 913
072 Coklat	1 125 000	1 545 003	2 625 835	3 594 662
075 Rempah-rempah	14 738	43 219	414 973	2 552 661
282 Sisa-sisa Besi Baja	276 025	276 025	162 855	162 855
292 Bahan Mentah Berasal Dari Tumbuh-tumbuhan	50 000	50 000	30 150	30 150
Lainnya	1 037	1 039	30 737	31 415

https://www.bps.go.id

I.6. IMPOR KOMODITI MENURUT NEGARA ASAL DAN LIMA GOLONGAN BARANG (SITC) UTAMA
IMPORT BY COUNTRY OF ORIGIN AND FIVE MAJOR SITC COMMODITY GROUP
***** FEBRUARI/*FEBRUARY* 2022 *****

Negara Asal/SITC/Uraian Golongan Barang *Country of Origin/SITC/group Description*	Berat bersih/*Net weight* (Kg)		Nilai/*Value CIF* (US$)	
	Bulan ini *Current month*	Kumulatif *Cum. Jan. to date*	Bulan ini *Current month*	Kumulatif *Cum. Jan. to date*
Thailand	896 175 907	1 586 401 397	1 037 737 514	1 977 083 677
061 Gula, Tetes dan Madu	516 131 400	791 949 653	250 166 359	383 169 538
784 Bagian Dan Perlengkapan Kendaraan Bermotor	7 665 143	15 644 627	86 996 798	171 113 182
571 Polimer Dari Etilena, Bentuk Awal	27 809 906	57 538 970	40 357 248	84 186 158
782 Kendaraan Bermotor untuk Barang	6 208 751	11 070 610	45 594 189	82 286 334
713 Mesin PistonPembakaran Dalam & Bagian	2 699 470	5 544 145	37 382 145	76 053 725
Lainnya	335 661 237	704 653 392	577 240 775	1 180 274 740
Singapura	1 053 345 058	2 140 156 079	1 335 614 297	2 652 992 526
334 Hasil-hasil Minyak Bumi	768 317 036	1 502 936 896	661 109 359	1 235 414 372
575 Bahan Plastik Lainnya, Dalam Bentuk Awal	24 925 198	63 071 603	40 247 430	103 252 791
511 Hidrokarbon Tds, Halogenasi, Sulfonasi dan N	59 043 030	103 021 729	57 280 544	98 730 988
764 Pesawat Telekomunikasi dan Bagian-bagiannya	253 244	425 144	73 049 775	78 237 759
571 Polimer Dari Etilena, Bentuk Awal	18 256 397	40 690 839	27 182 765	61 772 603
Lainnya	182 550 153	430 009 868	476 744 424	1 075 584 013
Filipina	13 780 709	68 406 486	103 526 268	204 316 279
776 Tabung Termionis, Katoda Dingin, Kat.Foto	32 008	82 147	40 093 083	81 141 363
682 Barang-barang Tembaga	1 096 536	1 697 212	10 820 070	16 593 683
422 Minyak Nabati Lainnya, Cair atau Kental	7 400 001	7 418 508	13 871 751	13 930 813
784 Bagian Dan Perlengkapan Kendaraan Bermotor	339 045	781 848	6 367 070	12 018 690
751 Mesin Peralatan Kantor	153 407	421 925	4 187 565	10 419 031
Lainnya	4 759 712	58 004 846	28 186 729	70 212 699
Malaysia	867 499 290	1 619 750 580	938 654 407	1 786 976 177
334 Hasil-hasil Minyak Bumi	559 962 862	939 641 579	477 073 984	778 385 351
511 Hidrokarbon Tds, Halogenasi, Sulfonasi dan N	24 764 325	71 127 140	27 074 749	75 267 673
571 Polimer Dari Etilena, Bentuk Awal	18 870 329	36 541 138	27 435 548	53 048 527
512 Alkohol, Fenol, Fenol-Alkohol	38 095 092	72 895 666	27 310 176	50 818 739
575 Bahan Plastik Lainnya, Dalam Bentuk Awal	12 681 004	28 076 665	18 981 554	42 232 759
Lainnya	213 125 678	471 468 392	360 778 396	787 223 128
Myanmar	9 727 800	17 511 060	12 637 583	23 482 985
054 Sayur-sayuran Segar, Dingin	8 672 662	14 989 189	8 840 945	15 287 020
685 Barang-barang dari Timah Hitam	350 000	800 000	871 678	1 931 861
686 Barang-barang Seng	225 297	499 138	856 710	1 867 021
831 Peralatan Bepergian, Tas Tangan dll	6 809	10 664	274 483	420 862
744 Mesin Bongkar Muat Barang	9	51 200	114	419 174
Lainnya	473 023	1 160 869	1 793 653	3 557 047
Kamboja	122 756	497 077	4 110 809	7 406 820
831 Peralatan Bepergian, Tas Tangan dll	16 535	22 739	1 415 572	1 834 789
851 Sepatu dan Peralatan Kaki Lainnya	13 110	27 982	519 829	1 001 396
892 Barang-barang Cetakan	2 008	3 005	550 287	785 671
845 Barang-barang Lainnya dari Tektil	11 876	24 415	303 311	710 365
841 Pakaian Lelaki dan Anak Lelaki Bukan Rajutan	7 567	22 530	256 025	557 366
Lainnya	71 660	396 406	1 065 785	2 517 233
Brunei Darussalam	62 373 502	124 981 085	42 715 887	87 321 220
334 Hasil-hasil Minyak Bumi	34 442 026	86 048 811	31 340 751	71 672 737
512 Alkohol, Fenol, Fenol-Alkohol	22 609 650	29 609 650	9 300 221	12 192 131
274 Belerang dan Belerang tak Dibakar	5 208 539	9 122 104	1 795 495	3 000 873
572 Polimer Dari Stirena, Bentuk Awal	112 000	171 000	257 596	392 382
598 Bahan Kimia Lainnya, Tds	0	28 000	0	35 770
Lainnya	1 287	1 520	21 824	27 327
Laos	1 085 857	13 178 607	1 385 546	8 487 028
562 Pupuk Buatan Pabrik	1 032 000	13 090 660	621 696	7 563 439
771 Mesin Pembangkit Tenaga, Digerakkan Listrik	449	449	286 547	286 547
764 Pesawat Telekomunikasi dan Bagian-bagiannya	1 506	1 507	256 246	256 596
122 Sigaret, Cerutu dsb.	51 300	51 300	193 337	193 337
121 Tembakau Lembaran, Irisan dan Sisa-sisanya	0	33 288	0	123 166
Lainnya	602	1 403	27 720	63 943

https://www.bps.go.id

I.6. IMPOR KOMODITI MENURUT NEGARA ASAL DAN LIMA GOLONGAN BARANG (SITC) UTAMA
IMPORT BY COUNTRY OF ORIGIN AND FIVE MAJOR SITC COMMODITY GROUP
***** FEBRUARI/*FEBRUARY* 2022 *****

	Negara Asal/SITC/Uraian Golongan Barang *Country of Origin/SITC/group Description*	Berat bersih/*Net weight* (Kg)		Nilai/*Value CIF* (US$)	
		Bulan ini *Current month*	Kumulatif *Cum. Jan. to date*	Bulan ini *Current month*	Kumulatif *Cum. Jan. to date*
Nepal		48 349	75 676	50 434	87 406
211	Jangat dan Kulit Belum Disamak	48 276	70 428	43 448	63 385
657	Benang dan Kain Tekstil Khusus dan Produknya	0	4 890	0	11 720
642	Barang-barang Kertas Lainnya	6	265	10	4 833
658	Barang Tekstil Jadi Lainnya	6	7	3 201	3 215
821	Perabotan	9	9	2 798	2 798
	Lainnya	52	77	977	1 455
Vietnam		212 660 874	389 963 760	324 083 469	757 717 543
764	Pesawat Telekomunikasi dan Bagian-bagiannya	351 240	647 865	19 322 446	48 231 973
674	Besi Lembaran, Disepuh	12 526 194	39 546 446	14 877 944	46 256 002
575	Bahan Plastik Lainnya, Dalam Bentuk Awal	13 938 690	27 810 754	20 544 561	41 254 628
851	Sepatu dan Peralatan Kaki Lainnya	903 399	1 955 419	17 162 454	39 341 765
655	Bahan Sulaman Atau Rajutan	2 134 534	4 533 769	18 522 894	38 215 885
	Lainnya	182 806 817	315 469 507	233 653 170	544 417 290
Maladewa		76 000	114 154	103 740	151 925
081	Makanan Ternak	76 000	114 000	103 740	148 580
792	Alat Pengangkutan Udara dan Perlengkapannya	0	97	0	2 650
071	Kopi	0	31	0	379
048	Olahan Gandum dan Tepung Lainnya	0	26	0	316
India		824 488 675	1 482 538 148	742 265 501	1 451 434 058
334	Hasil-hasil Minyak Bumi	182 038 393	315 922 710	161 475 390	262 143 988
061	Gula, Tetes dan Madu	248 768 500	399 299 270	125 434 885	198 100 149
222	Biji dan Buah Mengandung Minyak, Berkulit Lunak	24 883 384	73 390 830	31 603 338	93 821 697
672	Ingot Besi Baja	52 482 910	116 048 370	34 580 605	77 490 549
782	Kendaraan Bermotor untuk Barang	4 491 914	7 387 890	42 429 453	70 699 586
	Lainnya	311 823 574	570 489 078	346 741 830	749 178 089
Pakistan		7 329 558	29 041 173	11 235 892	36 598 535
057	Buah-buahan, Segar, atau Dikeringkan	1 997 400	11 785 484	2 923 542	14 448 630
652	Kain Tenunan, Kapas	357 399	835 533	2 132 524	4 813 502
042	Beras	1 985 000	8 125 000	776 300	3 203 820
512	Alkohol, Fenol, Fenol-Alkohol	132 980	2 575 923	142 355	2 400 148
611	Kulit Disamak	44 375	82 533	1 002 116	1 968 301
	Lainnya	2 812 404	5 636 700	4 259 055	9 764 134
Bangladesh		3 372 184	5 029 504	7 983 331	13 802 508
845	Barang-barang Lainnya dari Tektil	91 780	146 833	1 964 270	3 567 297
841	Pakaian Lelaki dan Anak Lelaki Bukan Rajutan	76 190	133 667	1 314 799	2 392 635
842	Pakaian Wanita dan Anak Wanita Bukan Rajutan	53 465	86 460	1 112 080	2 012 721
658	Barang Tekstil Jadi Lainnya	803 233	1 460 711	831 260	1 431 183
844	Pakaian Wanita dan Anak Wanita Rajutan	22 711	36 605	479 657	798 186
	Lainnya	2 324 805	3 165 228	2 281 265	3 600 486
Sri Lanka		645 757	1 154 178	3 454 949	7 621 169
655	Bahan Sulaman Atau Rajutan	64 912	168 067	995 426	2 812 163
656	Tule, Kain Beludru, dsb	7 463	22 612	275 421	671 933
845	Barang-barang Lainnya dari Tektil	9 127	18 315	271 687	583 821
074	Teh	16 229	78 672	157 695	410 669
642	Barang-barang Kertas Lainnya	55 940	152 342	144 446	350 500
	Lainnya	492 086	714 170	1 610 274	2 792 083
Afganistan		8 207	8 317	24 851	78 713
075	Rempah-rempah	0	110	0	53 862
291	Bahan Mentah Berasal Dari Hewan	8 180	8 180	24 540	24 540
743	Pompa untuk Lainnya dan Kompresor	27	27	311	311
Indonesia		651 856	1 717 052	2 977 532	5 395 384
034	Ikan Segar, Dingin atau Beku	356 175	534 318	970 806	1 573 128
098	Hasil Olahan yang Dapat Dimakan, Tds.	213	295	701 092	702 540
037	Olahan Ikan, Udang dan Kerang	64 142	66 992	657 855	677 064
036	Udang, Kerang dan Sejenisnya, Segar/Dingin	0	46 046	0	314 384
071	Kopi	40 000	93 946	67 200	298 862
	Lainnya	191 326	975 455	580 579	1 829 406

https://www.bps.go.id

I.6. IMPOR KOMODITI MENURUT NEGARA ASAL DAN LIMA GOLONGAN BARANG (SITC) UTAMA
IMPORT BY COUNTRY OF ORIGIN AND FIVE MAJOR SITC COMMODITY GROUP
***** FEBRUARI/*FEBRUARY* 2022 *****

	Negara Asal/SITC/Uraian Golongan Barang *Country of Origin/SITC/group Description*	Berat bersih/*Net weight* (Kg)		Nilai/*Value CIF* (US$)	
		Bulan ini *Current month*	Kumulatif *Cum. Jan. to date*	Bulan ini *Current month*	Kumulatif *Cum. Jan. to date*
Irak		49	162 631 120	2 077	72 454 985
334	Hasil-hasil Minyak Bumi	0	162 631 000	0	72 450 614
764	Pesawat Telekomunikasi dan Bagian-bagiannya	14	14	1 791	1 791
773	Alat Pengatur, Pembagi Arus Listrik	0	1	0	816
846	Perlengkapan Pakaian dari Kain Tekstil	5	44	40	647
845	Barang-barang Lainnya dari Tektil	10	38	65	589
	Lainnya	20	23	181	528
Iran		1 666 779	3 240 430	1 353 699	2 920 329
057	Buah-buahan, Segar, atau Dikeringkan	859 369	1 918 403	951 420	2 093 672
335	Sisa HAsil Minyak Bumi	549 237	1 046 542	294 425	503 293
541	Bahan Obat-obatan dan Kesehatan	0	300	0	179 250
665	Barang-barang Kaca	3 414	3 414	49 705	49 705
523	Garam Logam dan Peroksida dari Asam Anorganik	225 000	225 000	48 125	48 125
	Lainnya	29 759	46 771	10 024	46 284
Arab Saudi		827 480 988	1 283 757 742	563 380 139	890 369 497
333	Minyak Bumi Mentah	544 848 171	769 726 172	347 549 003	479 508 907
334	Hasil-hasil Minyak Bumi	113 719 741	242 817 069	92 120 541	188 868 653
342	Propam dan Butan Cair	68 940 600	114 476 020	53 428 966	86 421 970
512	Alkohol, Fenol, Fenol-Alkohol	31 965 558	55 907 468	19 943 354	36 669 403
571	Polimer Dari Etilena, Bentuk Awal	8 614 740	20 198 950	13 172 712	29 644 833
	Lainnya	59 392 178	80 632 063	37 165 563	69 255 731
Israel		312 395	421 009	1 667 173	3 547 092
872	Alat Pengobatan dan Perlengkapannya	2 881	5 984	411 566	818 953
695	Perkakas Pertukangan Tangan	1 967	4 636	268 816	769 275
726	Mesin cetak dan Mesin Jilid Buku	5 519	11 714	201 829	415 023
523	Garam Logam dan Peroksida dari Asam Anorganik	42 000	84 000	140 700	281 400
745	Perkakas Tangan dan mesin Bukan Listrik	66	8 087	3 819	125 381
	Lainnya	259 962	306 588	640 443	1 137 060
Kuwait		1 596 125	2 845 388	2 008 665	3 572 730
571	Polimer Dari Etilena, Bentuk Awal	1 559 750	2 698 250	1 974 191	3 436 669
664	Kaca/Gelas	36 288	147 023	29 517	126 174
742	Pompa Untuk Barang Cair	32	32	2 512	2 512
695	Perkakas Pertukangan Tangan	0	1	0	1 308
778	Alat Listrik Lainnya	30	31	1 184	1 249
	Lainnya	25	51	1 261	4 818
Yordania		97 507 420	141 857 555	16 294 332	27 118 392
562	Pupuk Buatan Pabrik	53 410 780	97 751 970	8 645 660	19 158 707
272	Pupuk Alam, Kasar	44 000 000	44 000 000	7 390 240	7 390 240
845	Barang-barang Lainnya dari Tektil	1 204	3 814	76 587	210 373
843	Pakaian Lelaki dan Anak Lelaki Rajutan	45	1 500	3 081	79 845
692	Tangki Untuk Penyimpanan/Pengangkutang Barang	43 920	43 920	74 160	74 160
	Lainnya	51 471	56 351	104 604	205 067
Lebanon		38 564	185 909	107 850	291 203
892	Barang-barang Cetakan	38 559	185 576	107 809	267 505
553	Kosmetika	0	245	0	14 778
699	Produk Logam Tidak Mulia, Lainnya	0	33	0	7 646
073	Hasil Olahan Coklat	0	31	0	526
845	Barang-barang Lainnya dari Tektil	0	1	0	292
	Lainnya	5	23	41	456
Palestina		70 228	88 832	453 940	602 078
057	Buah-buahan, Segar, atau Dikeringkan	70 227	88 831	453 791	601 929
098	Hasil Olahan yang Dapat Dimakan, Tds.	1	1	149	149
Yaman		35 169	35 173	90 406	90 443
061	Gula, Tetes dan Madu	35 168	35 168	90 382	90 382
554	Sabun dan Bahan Pembersih Lainnya	0	4	0	37
699	Produk Logam Tidak Mulia, Lainnya	1	1	24	24

https://www.bps.go.id

I.6. IMPOR KOMODITI MENURUT NEGARA ASAL DAN LIMA GOLONGAN BARANG (SITC) UTAMA
IMPORT BY COUNTRY OF ORIGIN AND FIVE MAJOR SITC COMMODITY GROUP
***** FEBRUARI/*FEBRUARY* 2022 *****

	Negara Asal/SITC/Uraian Golongan Barang *Country of Origin/SITC/group Description*	Berat bersih/*Net weight* (Kg)		Nilai/*Value CIF* (US$)	
		Bulan ini *Current month*	Kumulatif *Cum. Jan. to date*	Bulan ini *Current month*	Kumulatif *Cum. Jan. to date*
Oman		302 258 213	345 148 380	120 634 522	140 332 832
672	Ingot Besi Baja	155 425 715	156 254 715	104 052 010	104 582 395
512	Alkohol, Fenol, Fenol-Alkohol	6 200 000	39 431 000	2 476 886	16 417 958
281	Bijih dan Pekatan Besi	44 582 793	44 582 793	7 044 527	7 044 527
684	Barang-barang Alumunium	819 378	1 605 944	2 391 098	4 672 052
273	Batu, Pasir dan kerikil	91 100 005	91 100 005	3 564 578	3 564 578
	Lainnya	4 130 322	12 173 923	1 105 423	4 051 322
Suriah		0	130	0	8 000
001	Binatang Hidup (Kec. Binatang Air)	0	130	0	8 000
Turki		80 786 703	99 886 507	26 919 115	71 345 508
891	Senjata dan Amunisi	7 247	113 876	26 783	20 343 059
281	Bijih dan Pekatan Besi	64 256 060	64 256 060	6 194 284	6 194 284
121	Tembakau Lembaran, Irisan dan Sisa-sisanya	293 713	730 021	1 495 612	4 049 791
523	Garam Logam dan Peroksida dari Asam Anorganik	6 851 405	13 068 300	1 887 405	3 569 650
061	Gula, Tetes dan Madu	1 473 337	5 157 219	958 516	2 281 978
	Lainnya	7 904 941	16 561 031	16 356 515	34 906 746
Uni Emirat Arab		256 893 555	452 321 424	235 978 406	404 116 076
342	Propam dan Butan Cair	141 170 000	279 580 000	110 677 521	211 057 561
334	Hasil-hasil Minyak Bumi	54 868 459	55 116 830	53 028 878	53 552 477
672	Ingot Besi Baja	30 985 870	60 792 770	21 372 961	44 236 842
684	Barang-barang Alumunium	4 132 495	7 322 604	12 940 330	22 813 802
511	Hidrokarbon Tds, Halogenasi, Sulfonasi dan N	8 286 129	17 619 966	8 578 964	18 672 266
	Lainnya	17 450 602	31 889 254	29 379 752	53 783 128
Qatar		75 825 770	208 439 060	57 286 919	133 040 354
342	Propam dan Butan Cair	46 384 153	92 632 203	35 947 718	69 479 761
334	Hasil-hasil Minyak Bumi	11 984 712	23 468 336	12 743 544	23 986 220
274	Belerang dan Belerang tak Dibakar	0	69 179 632	0	21 454 059
571	Polimer Dari Etilena, Bentuk Awal	1 249 500	5 408 204	1 588 140	7 302 824
684	Barang-barang Alumunium	1 029 113	2 139 829	3 133 515	6 480 741
	Lainnya	15 178 292	15 610 856	3 874 002	4 336 749
Bahrain		1 187 036	2 916 462	3 792 915	7 766 087
684	Barang-barang Alumunium	944 947	1 847 760	2 837 761	5 868 616
036	Udang, Kerang dan Sejenisnya, Segar/Dingin	199 098	305 200	930 369	1 479 336
671	Besi Kasar, Besi Cor, Besi Beton	0	720 480	0	391 005
661	Semen, Kapur dan Bahan Bangunan Buatan Pabrik	42 840	42 840	23 374	23 374
778	Alat Listrik Lainnya	0	23	0	1 538
	Lainnya	151	159	1 411	2 218
Siprus		360	396	10 934	13 831
553	Kosmetika	357	357	10 824	10 824
742	Pompa Untuk Barang Cair	0	15	0	1 851
745	Perkakas Tangan dan mesin Bukan Listrik	0	7	0	903
542	Obat-obatan (Termasuk Obat Hewan)	2	3	89	107
821	Perabotan	0	11	0	80
	Lainnya	1	3	21	66
Mesir		134 770 484	196 514 395	29 270 558	49 815 633
057	Buah-buahan, Segar, atau Dikeringkan	8 056 603	17 283 282	10 076 362	21 056 950
562	Pupuk Buatan Pabrik	88 463 900	130 908 110	11 268 288	16 563 960
272	Pupuk Alam, Kasar	37 765 000	37 765 000	5 362 630	5 362 630
061	Gula, Tetes dan Madu	14 000	8 553 080	52 500	2 200 200
764	Pesawat Telekomunikasi dan Bagian-bagiannya	7 458	7 458	1 288 114	1 288 114
	Lainnya	463 523	1 997 465	1 222 664	3 343 779
Libia		50 013	139 413	55 388	148 520
057	Buah-buahan, Segar, atau Dikeringkan	50 000	139 400	55 050	148 182
665	Barang-barang Kaca	13	13	338	338

https://www.bps.go.id

I.6. IMPOR KOMODITI MENURUT NEGARA ASAL DAN LIMA GOLONGAN BARANG (SITC) UTAMA
IMPORT BY COUNTRY OF ORIGIN AND FIVE MAJOR SITC COMMODITY GROUP
***** FEBRUARI/*FEBRUARY* 2022 *****

Negara Asal/SITC/Uraian Golongan Barang *Country of Origin/SITC/group Description*	Berat bersih/*Net weight* (Kg)		Nilai/*Value CIF* (US$)	
	Bulan ini *Current month*	Kumulatif *Cum. Jan. to date*	Bulan ini *Current month*	Kumulatif *Cum. Jan. to date*
Maroko	31 811	87 011 067	1 323 666	18 417 665
272 Pupuk Alam, Kasar	0	86 922 000	0	14 298 669
842 Pakaian Wanita dan Anak Wanita Bukan Rajutan	16 359	49 063	689 878	2 003 428
971 Emas Bukan Untuk Moneter	0	10	0	586 675
845 Barang-barang Lainnya dari Tektil	6 164	14 998	241 171	571 474
841 Pakaian Lelaki dan Anak Lelaki Bukan Rajutan	3 240	10 023	119 553	372 628
Lainnya	6 048	14 973	273 064	584 791
Tunisia	1 757 582	3 971 885	7 327 908	16 318 967
057 Buah-buahan, Segar, atau Dikeringkan	1 368 566	3 093 141	4 613 608	11 012 280
036 Udang, Kerang dan Sejenisnya, Segar/Dingin	369 424	774 736	1 778 998	3 773 157
873 Alat-alat Meteran dan Hitung	1 832	2 952	318 491	420 564
772 Alat Penyambung atau Pemutus arus Listrik	1 776	2 906	100 949	157 796
841 Pakaian Lelaki dan Anak Lelaki Bukan Rajutan	1 057	1 125	126 036	131 646
Lainnya	14 927	97 025	389 826	823 524
Aljazair	168 201	118 451 170	267 662	76 345 746
333 Minyak Bumi Mentah	0	70 934 147	0	42 010 047
342 Propam dan Butan Cair	0	47 251 786	0	33 898 252
057 Buah-buahan, Segar, atau Dikeringkan	168 200	265 200	267 600	435 350
742 Pompa Untuk Barang Cair	0	18	0	1 254
728 Mesin Lainnya Untuk Industri Tertentu	0	1	0	728
Lainnya	1	18	62	115
Sudan	1 920 001	2 128 601	2 184 184	2 386 624
222 Biji dan Buah Mengandung Minyak, Berkulit Lunak	1 920 000	2 110 000	2 184 180	2 379 180
057 Buah-buahan, Segar, atau Dikeringkan	0	18 600	0	7 440
749 Bagian dan Perlengkapan Mesin Bukan Listrik	1	1	4	4
Namibia	7 041	78 389	15 089	774 724
036 Udang, Kerang dan Sejenisnya, Segar/Dingin	0	71 325	0	748 710
057 Buah-buahan, Segar, atau Dikeringkan	7 040	7 040	14 080	14 080
772 Alat Penyambung atau Pemutus arus Listrik	0	23	0	10 925
713 Mesin PistonPembakaran Dalam & Bagian	1	1	1 009	1 009
Etiopia	2 646 143	3 663 093	5 033 701	7 128 668
054 Sayur-sayuran Segar, Dingin	2 544 000	3 504 000	4 555 710	6 271 605
211 Jangat dan Kulit Belum Disamak	17 080	42 096	135 250	358 000
611 Kulit Disamak	2 891	4 752	192 018	300 461
075 Rempah-rempah	74 000	104 000	100 400	146 842
071 Kopi	7 054	7 055	37 976	38 092
Lainnya	1 118	1 190	12 347	13 668
Tanzania	1 959 015	3 561 669	6 289 860	9 363 381
075 Rempah-rempah	597 000	746 000	4 819 053	6 013 381
072 Coklat	0	549 696	0	1 438 800
121 Tembakau Lembaran, Irisan dan Sisa-sisanya	251 460	308 884	831 699	1 028 248
287 Bijih Logam Tdk Mulia dan Pekatannya	810 436	1 656 966	232 757	476 557
671 Besi Kasar, Besi Cor, Besi Beton	151 920	151 920	238 514	238 514
Lainnya	148 199	148 203	167 837	167 881
Madagaskar	1 169 949	2 570 949	9 993 436	22 005 497
075 Rempah-rempah	1 048 216	2 298 005	8 280 557	18 285 922
551 Minyak Atsiri dan Bahan Wangi-wangian	119 781	269 786	1 621 458	3 573 908
513 Asam Polikarboksil dan Anhidranya	500	1 000	34 125	68 250
516 Kimia Organik Lainnya	500	750	16 655	24 983
842 Pakaian Wanita dan Anak Wanita Bukan Rajutan	27	27	14 335	14 335
Lainnya	925	1 381	26 306	38 099
Somalia	22	22	4 732	4 732
778 Alat Listrik Lainnya	7	7	2 393	2 393
742 Pompa Untuk Barang Cair	5	5	1 793	1 793
292 Bahan Mentah Berasal Dari Tumbuh-tumbuhan	10	10	546	546

https://www.bps.go.id

I.6. IMPOR KOMODITI MENURUT NEGARA ASAL DAN LIMA GOLONGAN BARANG (SITC) UTAMA
IMPORT BY COUNTRY OF ORIGIN AND FIVE MAJOR SITC COMMODITY GROUP
***** FEBRUARI/*FEBRUARY* 2022 *****

Negara Asal/SITC/Uraian Golongan Barang *Country of Origin/SITC/group Description*		Berat bersih/*Net weight* (Kg)		Nilai/*Value CIF* (US$)	
		Bulan ini *Current month*	Kumulatif *Cum. Jan. to date*	Bulan ini *Current month*	Kumulatif *Cum. Jan. to date*
Kenya		1 048 447	1 590 806	3 032 545	4 593 844
072	Coklat	549 956	838 536	1 363 084	2 100 395
074	Teh	368 970	481 070	954 640	1 281 762
611	Kulit Disamak	73 348	104 874	547 141	861 130
265	Serat Tumbuhan-tumbuhan Lainnya	0	84 000	0	156 100
121	Tembakau Lembaran, Irisan dan Sisa-sisanya	29 700	29 700	135 670	135 670
	Lainnya	26 473	52 626	32 010	58 787
Reunion		6	9	458	844
784	Bagian Dan Perlengkapan Kendaraan Bermotor	3	4	257	340
746	Bantalan Peluru atau Bantalan Giling	0	1	0	172
874	Alat Pengukur, Pemeriksa dan Mengawasi	0	1	0	131
771	Mesin Pembangkit Tenaga, Digerakkan Listrik	1	1	115	115
699	Produk Logam Tidak Mulia, Lainnya	2	2	86	86
Mozambik		224 860	380 039	1 129 733	1 535 219
121	Tembakau Lembaran, Irisan dan Sisa-sisanya	197 380	270 100	1 093 459	1 390 100
671	Besi Kasar, Besi Cor, Besi Beton	27 480	109 939	36 274	145 119
Botswana		1	2	7 814	20 150
277	Bahan Penggosek Alam	1	2	7 814	20 150
Togo		836 321	993 679	924 154	1 243 581
222	Biji dan Buah Mengandung Minyak, Berkulit Lunak	738 500	795 500	795 114	859 524
072	Coklat	0	100 150	0	245 017
057	Buah-buahan, Segar, atau Dikeringkan	97 650	97 650	115 227	115 227
001	Binatang Hidup (Kec. Binatang Air)	164	372	13 665	23 665
743	Pompa untuk Lainnya dan Kompresor	6	6	85	85
	Lainnya	1	1	63	63
Ghana		568 053	2 078 316	977 805	3 888 875
072	Coklat	205 000	999 791	602 700	2 763 837
231	Getah Karet Alam, Karet Alam Lainnya	362 740	797 720	373 432	840 774
422	Minyak Nabati Lainnya, Cair atau Kental	310	255 830	1 540	218 195
684	Barang-barang Alumunium	0	24 854	0	63 626
554	Sabun dan Bahan Pembersih Lainnya	0	16	0	516
	Lainnya	3	105	133	1 927
Liberia		253 520	663 819	577 966	1 495 535
072	Coklat	252 000	662 000	568 790	1 475 368
772	Alat Penyambung atau Pemutus arus Listrik	0	284	0	10 874
652	Kain Tenunan, Kapas	1 520	1 520	9 176	9 176
422	Minyak Nabati Lainnya, Cair atau Kental	0	15	0	117
Guinea		201 139	1 218 247	427 167	2 756 696
072	Coklat	201 000	1 218 103	425 597	2 755 074
223	Biji dan Buah Mengandung Minyak Berkulit Keras	139	144	1 570	1 622
Angola		202 965	684 866	472 511	1 605 011
684	Barang-barang Alumunium	202 964	684 864	472 485	1 604 960
554	Sabun dan Bahan Pembersih Lainnya	1	2	26	51
Republik Demokratik Kongo		261 824	445 562	207 451	362 911
248	Kayu Dikerjakan Sederhana Dan Bantalan Kayu	261 787	443 844	206 408	316 436
772	Alat Penyambung atau Pemutus arus Listrik	0	1 096	0	39 944
728	Mesin Lainnya Untuk Industri Tertentu	0	585	0	5 488
771	Mesin Pembangkit Tenaga, Digerakkan Listrik	34	34	381	381
629	Barang-barang Karet, Tds	2	2	356	356
	Lainnya	1	1	306	306
Kamerun		1 658 359	3 147 140	3 402 193	6 433 728
072	Coklat	574 012	1 719 520	1 275 185	3 966 259
263	Serat Kapas	545 920	545 920	1 134 804	1 134 804
684	Barang-barang Alumunium	400 426	500 586	859 950	1 084 308
248	Kayu Dikerjakan Sederhana Dan Bantalan Kayu	137 165	380 191	129 616	242 913
713	Mesin PistonPembakaran Dalam & Bagian	2	21	355	1 847
	Lainnya	834	902	2 283	3 597

https://www.bps.go.id

I.6. IMPOR KOMODITI MENURUT NEGARA ASAL DAN LIMA GOLONGAN BARANG (SITC) UTAMA
IMPORT BY COUNTRY OF ORIGIN AND FIVE MAJOR SITC COMMODITY GROUP
***** FEBRUARI/*FEBRUARY* 2022 *****

Negara Asal/SITC/Uraian Golongan Barang *Country of Origin/SITC/group Description*	Berat bersih/*Net weight* (Kg)		Nilai/*Value CIF* (US$)	
	Bulan ini *Current month*	Kumulatif *Cum. Jan. to date*	Bulan ini *Current month*	Kumulatif *Cum. Jan. to date*
Nigeria	603 776 675	853 960 758	390 174 505	527 274 017
333 Minyak Bumi Mentah	600 658 999	847 452 999	382 549 123	512 114 640
072 Coklat	2 243 054	4 975 762	5 050 408	11 213 499
684 Barang-barang Alumunium	852 317	1 368 678	2 539 951	3 782 922
222 Biji dan Buah Mengandung Minyak, Berkulit Lunak	1	104 001	30	108 710
075 Rempah-rempah	22 000	32 975	33 000	39 036
Lainnya	304	26 343	1 993	15 210
Sierra Leone	17	213 144	3 919	439 499
287 Bijih Logam Tdk Mulia dan Pekatannya	0	208 000	0	399 360
691 Bangunan dan Bagian Bangunan	0	1 780	0	15 786
723 Mesin Bangunan dan Konstruksi Tds	0	2 965	0	14 212
772 Alat Penyambung atau Pemutus arus Listrik	8	19	3 098	5 619
749 Bagian dan Perlengkapan Mesin Bukan Listrik	0	319	0	2 693
Lainnya	9	61	821	1 829
Gabon	58 450	289 829	99 351	528 296
634 Plywood, Tripleks , dsb	58 450	240 010	99 351	408 551
684 Barang-barang Alumunium	0	49 780	0	119 472
699 Produk Logam Tidak Mulia, Lainnya	0	1	0	161
621 Bahan-bahan Dari Karet	0	37	0	67
291 Bahan Mentah Berasal Dari Hewan	0	1	0	45
Pantai Gading	9 490 507	16 078 939	21 701 087	36 420 258
072 Coklat	5 607 699	8 935 243	13 481 563	21 807 761
263 Serat Kapas	3 783 258	6 423 546	8 124 555	13 605 987
231 Getah Karet Alam, Karet Alam Lainnya	99 550	720 150	94 969	1 006 510
Senegal	24 012	99 480	145 435	310 980
263 Serat Kapas	0	75 468	0	165 545
036 Udang, Kerang dan Sejenisnya, Segar/Dingin	24 012	24 012	145 435	145 435
Mauritania	0	100 000	0	147 000
081 Makanan Ternak	0	100 000	0	147 000
Mali	62	49 899	10 982	125 004
263 Serat Kapas	0	49 836	0	113 988
001 Binatang Hidup (Kec. Binatang Air)	60	60	10 000	10 000
898 Alat Musik dan Perlengkapannya	1	1	877	877
629 Barang-barang Karet, Tds	1	1	105	105
772 Alat Penyambung atau Pemutus arus Listrik	0	1	0	34
Burkina Faso	28	542 985	1 274	1 146 612
263 Serat Kapas	0	542 957	0	1 145 338
742 Pompa Untuk Barang Cair	28	28	1 274	1 274
Seychelles	540 758	896 737	861 238	1 470 506
034 Ikan Segar, Dingin atau Beku	440 645	796 584	731 425	1 338 870
522 Unsur Kimia, Halida, Oksida dan Garam-garamnya	100 000	100 000	117 000	117 000
001 Binatang Hidup (Kec. Binatang Air)	53	53	12 450	12 450
656 Tule, Kain Beludru, dsb	0	5	0	1 652
694 Paku, Mur, Baut dan Semacamnya	60	60	363	363
Lainnya	0	35	0	171
Uganda	474 059	541 505	1 378 806	1 607 937
072 Coklat	426 096	473 216	1 042 376	1 148 396
611 Kulit Disamak	21 480	41 806	134 256	257 367
679 Pipa dan Tabung Besi atau Baja	13 630	13 630	109 419	109 419
211 Jangat dan Kulit Belum Disamak	11 653	11 653	86 900	86 900
071 Kopi	1 200	1 200	5 855	5 855
Afrika Tengah	27	27	305	305
778 Alat Listrik Lainnya	27	27	305	305

https://www.bps.go.id

I.6. IMPOR KOMODITI MENURUT NEGARA ASAL DAN LIMA GOLONGAN BARANG (SITC) UTAMA
IMPORT BY COUNTRY OF ORIGIN AND FIVE MAJOR SITC COMMODITY GROUP
***** FEBRUARI/*FEBRUARY* 2022 *****

Negara Asal/SITC/Uraian Golongan Barang *Country of Origin/SITC/group Description*	Berat bersih/*Net weight* (Kg)		Nilai/*Value CIF* (US$)	
	Bulan ini *Current month*	Kumulatif *Cum. Jan. to date*	Bulan ini *Current month*	Kumulatif *Cum. Jan. to date*
Niger	37	993	1 417	10 938
641 Kertas dan Kertas Karton	0	545	0	4 949
778 Alat Listrik Lainnya	0	385	0	4 242
642 Barang-barang Kertas Lainnya	37	37	1 417	1 417
742 Pompa Untuk Barang Cair	0	26	0	330
Cad	245 109	1 614 849	554 060	3 459 427
263 Serat Kapas	245 109	1 614 849	554 060	3 459 427
Sao Tome dan Principe	0	2	0	170
874 Alat Pengukur, Pemeriksa dan Mengawasi	0	1	0	118
749 Bagian dan Perlengkapan Mesin Bukan Listrik	0	1	0	52
Swaziland	4 434	9 115	212 242	406 153
533 Bahan Pewarna Lainnya	3 785	8 391	184 606	373 125
874 Alat Pengukur, Pemeriksa dan Mengawasi	54	55	25 403	25 545
751 Mesin Peralatan Kantor	0	59	0	4 621
893 Barang-barang Plastik Buatan	579	579	1 780	1 780
872 Alat Pengobatan dan Perlengkapannya	0	2	0	270
Lainnya	16	29	453	812
Afrika Selatan	156 495 667	281 620 642	114 272 006	324 073 245
671 Besi Kasar, Besi Cor, Besi Beton	56 616 580	176 110 540	81 486 697	267 548 413
287 Bijih Logam Tdk Mulia dan Pekatannya	91 558 000	91 678 000	16 838 739	16 877 139
778 Alat Listrik Lainnya	93	1 402	30 606	8 838 041
684 Barang-barang Alumunium	921 154	2 421 544	2 519 144	6 596 466
251 Pulp dan Sisa-sisa Kertas	5 023 819	6 229 874	4 813 063	6 036 260
Lainnya	2 376 021	5 179 282	8 583 757	18 176 926
Zimbabwe	3 186 372	3 778 916	10 101 273	12 803 867
121 Tembakau Lembaran, Irisan dan Sisa-sisanya	1 435 540	1 858 392	4 752 597	6 608 574
263 Serat Kapas	1 465 020	1 489 475	3 819 473	3 882 336
122 Sigaret, Cerutu dsb.	285 780	430 740	1 528 036	2 309 804
749 Bagian dan Perlengkapan Mesin Bukan Listrik	29	42	919	1 474
655 Bahan Sulaman Atau Rajutan	0	262	0	1 404
Lainnya	3	5	248	275
Zambia	373 324	1 060 716	1 157 353	1 618 630
121 Tembakau Lembaran, Irisan dan Sisa-sisanya	139 000	139 000	693 735	693 735
263 Serat Kapas	234 324	259 349	463 618	536 801
278 Bahan Mineral Lainnya	0	662 000	0	364 494
001 Binatang Hidup (Kec. Binatang Air)	0	367	0	23 600
Malawi	7 000	36 700	37 450	58 240
121 Tembakau Lembaran, Irisan dan Sisa-sisanya	7 000	36 700	37 450	58 240
Komoro	100 001	100 001	775 053	775 053
075 Rempah-rempah	100 000	100 000	775 000	775 000
551 Minyak Atsiri dan Bahan Wangi-wangian	1	1	53	53
Burundi	12	12	236	236
694 Paku, Mur, Baut dan Semacamnya	12	12	236	236
Mauritius	79 853	186 427	247 389	445 085
081 Makanan Ternak	79 513	185 867	105 723	274 826
667 Mutiara dan Batu Permata	113	113	84 378	84 378
776 Tabung Termionis, Katoda Dingin, Kat.Foto	92	92	38 514	38 514
831 Peralatan Bepergian, Tas Tangan dll	44	144	13 620	36 636
899 Barang-barang Buatan Pabrik Lainnya	56	89	3 622	6 070
Lainnya	35	122	1 532	4 661
Rwanda	0	1	0	4
785 Sepeda Motor, Sepeda Kumbang dan Sepeda Lain	0	1	0	4

https://www.bps.go.id

I.6. IMPOR KOMODITI MENURUT NEGARA ASAL DAN LIMA GOLONGAN BARANG (SITC) UTAMA
IMPORT BY COUNTRY OF ORIGIN AND FIVE MAJOR SITC COMMODITY GROUP
***** FEBRUARI/*FEBRUARY* 2022 *****

	Negara Asal/SITC/Uraian Golongan Barang *Country of Origin/SITC/group Description*	Berat bersih/*Net weight* (Kg)		Nilai/*Value CIF* (US$)	
		Bulan ini *Current month*	Kumulatif *Cum. Jan. to date*	Bulan ini *Current month*	Kumulatif *Cum. Jan. to date*
Kongo		867 141	1 173 234	3 486 471	4 283 919
682	Barang-barang Tembaga	203 000	203 000	2 013 802	2 013 802
292	Bahan Mentah Berasal Dari Tumbuh-tumbuhan	375 777	526 291	790 156	1 115 038
072	Coklat	288 340	337 112	681 851	790 388
686	Barang-barang Seng	0	105 650	0	358 925
749	Bagian dan Perlengkapan Mesin Bukan Listrik	0	410	0	1 808
	Lainnya	24	771	662	3 958
Australia		1 738 751 773	2 940 252 845	623 850 333	1 173 528 037
041	Biji Gandum dan Meslin	326 508 850	688 513 375	126 447 249	261 587 771
321	Batu bara, Tidak Diaglomorasi	409 773 185	564 623 333	123 638 826	170 393 827
971	Emas Bukan Untuk Moneter	1 213	1 715	70 915 866	100 381 447
281	Bijih dan Pekatan Besi	622 118 438	941 080 757	58 609 945	83 247 381
263		6 773 581	17 662 959	18 773 946	47 709 848
	Lainnya	373 576 506	728 370 706	225 464 501	510 207 763
Selandia Baru		96 583 183	149 553 896	123 925 652	192 659 230
022	Susu, Kep. Susu dan Hasilnya kec. Mentega dan Keju	12 855 330	20 187 284	48 725 250	75 539 668
333	Minyak Bumi Mentah	32 193 335	32 193 335	21 209 478	21 209 478
023	Mentega, Lemak dan Minyak Lainnya dari Susu	2 215 018	3 016 696	13 340 653	18 094 886
251	Pulp dan Sisa-sisa Kertas	21 225 076	40 682 882	8 701 404	15 613 142
081	Makanan Ternak	9 592 866	14 669 592	6 443 758	9 599 442
	Lainnya	18 501 558	38 804 107	25 505 109	52 602 614
Guam		0	1	0	503
894	Kereta Bayi, Mainan Anak-anak dll	0	1	0	503
Belau		0	4	0	325
752	Mesin Otomatis Pengolah Data dan Satuannya	0	4	0	325
Nauru		92	92	18 522	18 522
776	Tabung Termionis, Katoda Dingin, Kat.Foto	90	90	18 139	18 139
772	Alat Penyambung atau Pemutus arus Listrik	2	2	383	383
Kaledonia Baru		4	81	183	3 669
845	Barang-barang Lainnya dari Tektil	0	67	0	2 946
843	Pakaian Lelaki dan Anak Lelaki Rajutan	0	10	0	540
776	Tabung Termionis, Katoda Dingin, Kat.Foto	3	3	111	111
745	Perkakas Tangan dan mesin Bukan Listrik	1	1	72	72
Northern Mariana Islands		4	4	90	90
845	Barang-barang Lainnya dari Tektil	4	4	90	90
American Samoa		1	23 318	17	58 884
655	Bahan Sulaman Atau Rajutan	0	1 528	0	22 156
523	Garam Logam dan Peroksida dari Asam Anorganik	0	20 000	0	18 700
778	Alat Listrik Lainnya	0	1 700	0	10 358
892	Barang-barang Cetakan	0	33	0	3 818
582	Pelat, Lembaran, Film dan Foil Dari Plastik	0	28	0	3 346
	Lainnya	1	29	17	506
Cook Islands		22	22	507	507
744	Mesin Bongkar Muat Barang	22	22	507	507
Fiji		18 691	18 691	20 532	20 532
111	Minuman Tidak Mengandung Alkohol	18 691	18 691	20 532	20 532
Kiribati		106	106	12 792	12 792
776	Tabung Termionis, Katoda Dingin, Kat.Foto	106	106	12 792	12 792
Marshall (Kepulauan)		18 802 200	19 249 308	17 030 919	17 523 212
793	Alat Pengangkutan Laut	18 767 000	18 767 000	17 000 000	17 000 000
679	Pipa dan Tabung Besi atau Baja	25 460	452 568	25 257	448 950
651	Benang Tekstil	0	20 000	0	68 600
851	Sepatu dan Peralatan Kaki Lainnya	9 740	9 740	5 662	5 662

https://www.bps.go.id

I.6. IMPOR KOMODITI MENURUT NEGARA ASAL DAN LIMA GOLONGAN BARANG (SITC) UTAMA
IMPORT BY COUNTRY OF ORIGIN AND FIVE MAJOR SITC COMMODITY GROUP
***** FEBRUARI/*FEBRUARY* 2022 *****

Negara Asal/SITC/Uraian Golongan Barang *Country of Origin/SITC/group Description*	Berat bersih/*Net weight* (Kg)		Nilai/*Value CIF* (US$)	
	Bulan ini *Current month*	Kumulatif *Cum. Jan. to date*	Bulan ini *Current month*	Kumulatif *Cum. Jan. to date*
Samoa	3 316	32 011	41 697	145 272
531 Bahan Pewarna Sintetis	0	20 600	0	59 867
657 Benang dan Kain Tekstil Khusus dan Produknya	826	1 254	18 809	29 978
656 Tule, Kain Beludru, dsb	0	4 055	0	23 740
743 Pompa untuk Lainnya dan Kompresor	2 487	2 487	22 885	22 885
597 Hasil Tambahan Dari Olahan Minyak Mineral	0	3 600	0	7 724
Lainnya	3	15	3	1 078
Kepulauan Solomon	267 317	495 074	479 076	898 891
034 Ikan Segar, Dingin atau Beku	267 316	492 336	478 773	883 279
893 Barang-barang Plastik Buatan	0	2 737	0	15 309
772 Alat Penyambung atau Pemutus arus Listrik	1	1	303	303
Christmas Islands	0	25	0	6 138
743 Pompa untuk Lainnya dan Kompresor	0	24	0	6 084
728 Mesin Lainnya Untuk Industri Tertentu	0	1	0	54
U.S Minor Outlying Island	2	8	222	2 657
759 Perlengkapan Kantor dan Mesin Pengolah Data	0	2	0	2 268
773 Alat Pengatur, Pembagi Arus Listrik	2	2	222	222
699 Produk Logam Tidak Mulia, Lainnya	0	2	0	109
772 Alat Penyambung atau Pemutus arus Listrik	0	2	0	58
Cocos (Keeling) Islands	748	762	11 797	12 443
743 Pompa untuk Lainnya dan Kompresor	23	23	6 623	6 623
851 Sepatu dan Peralatan Kaki Lainnya	725	725	5 174	5 174
771 Mesin Pembangkit Tenaga, Digerakkan Listrik	0	14	0	646
Tokelau	3	3	843	843
695 Perkakas Pertukangan Tangan	2	2	804	804
749 Bagian dan Perlengkapan Mesin Bukan Listrik	1	1	39	39
French Southern Territories	2	2	724	724
746 Bantalan Peluru atau Bantalan Giling	2	2	724	724
Timor Leste	319 100	632 189	90 076	361 638
718 Mesin Tenaga Lainnya dan Bagiannya	0	38 729	0	150 300
223 Biji dan Buah Mengandung Minyak Berkulit Keras	292 750	550 640	75 887	141 879
691 Bangunan dan Bagian Bangunan	0	10 359	0	40 200
071 Kopi	25 500	25 500	14 095	14 095
744 Mesin Bongkar Muat Barang	0	2 628	0	10 200
Lainnya	850	4 333	94	4 964
Amerika Serikat	600 481 948	1 463 772 912	659 039 297	1 533 084 119
342 Propam dan Butan Cair	185 299 667	553 174 565	132 743 281	401 930 953
222 Biji dan Buah Mengandung Minyak, Berkulit Lunak	82 724 066	246 610 367	48 886 282	141 911 676
081 Makanan Ternak	103 843 708	211 915 763	51 276 360	103 121 200
251 Pulp dan Sisa-sisa Kertas	78 529 845	150 538 125	50 930 017	98 187 666
523 Garam Logam dan Peroksida dari Asam Anorganik	52 071 333	125 002 161	18 209 556	37 867 590
Lainnya	98 013 329	176 531 931	356 993 801	750 065 034
Kanada	292 139 262	641 893 776	189 321 897	394 724 195
562 Pupuk Buatan Pabrik	147 731 000	321 013 630	79 671 027	174 577 601
041 Biji Gandum dan Meslin	69 442 000	158 315 715	33 250 030	73 982 466
222 Biji dan Buah Mengandung Minyak, Berkulit Lunak	32 087 434	91 553 138	18 572 689	52 412 164
251 Pulp dan Sisa-sisa Kertas	33 266 797	52 567 558	24 109 359	38 870 206
725 Mesin Utk Mengerjakan Pulp & Kertas	38 915	55 194	7 057 897	9 562 947
Lainnya	9 573 116	18 388 541	26 660 895	45 318 811
Meksiko	9 056 496	11 915 007	29 275 391	52 637 767
752 Mesin Otomatis Pengolah Data dan Satuannya	13 528	16 701	11 189 396	12 142 014
743 Pompa untuk Lainnya dan Kompresor	213 356	375 248	3 252 615	5 768 240
764 Pesawat Telekomunikasi dan Bagian-bagiannya	4 886	37 216	1 880 855	3 388 501
263 Serat Kapas	8 002 618	9 288 434	263 479	2 867 475
784 Bagian Dan Perlengkapan Kendaraan Bermotor	21 472	55 196	879 131	2 193 772
Lainnya	800 636	2 142 212	11 809 915	26 277 765

https://www.bps.go.id

I.6. IMPOR KOMODITI MENURUT NEGARA ASAL DAN LIMA GOLONGAN BARANG (SITC) UTAMA
IMPORT BY COUNTRY OF ORIGIN AND FIVE MAJOR SITC COMMODITY GROUP
***** FEBRUARI/*FEBRUARY* 2022 *****

Negara Asal/SITC/Uraian Golongan Barang *Country of Origin/SITC/group Description*	Berat bersih/*Net weight* (Kg)		Nilai/*Value CIF* (US$)	
	Bulan ini *Current month*	Kumulatif *Cum. Jan. to date*	Bulan ini *Current month*	Kumulatif *Cum. Jan. to date*
Guatemala	744	41 274	21 911	61 403
231 Getah Karet Alam, Karet Alam Lainnya	0	40 320	0	30 391
292 Bahan Mentah Berasal Dari Tumbuh-tumbuhan	400	560	16 548	23 167
848 Barang dan Perlengkapan Pakaian, Bukan Tekstil	30	30	2 714	2 714
071 Kopi	300	300	2 233	2 233
892 Barang-barang Cetakan	0	24	0	1 332
Lainnya	14	40	416	1 566
Honduras	32	1 106	1 509	44 261
845 Barang-barang Lainnya dari Tektil	3	1 027	7	41 641
844 Pakaian Wanita dan Anak Wanita Rajutan	20	28	1 300	1 444
843 Pakaian Lelaki dan Anak Lelaki Rajutan	0	36	0	672
772 Alat Penyambung atau Pemutus arus Listrik	3	8	110	398
846 Perlengkapan Pakaian dari Kain Tekstil	6	6	92	92
Lainnya	0	1	0	14
Nikaragua	389	612	6 236	13 206
001 Binatang Hidup (Kec. Binatang Air)	0	38	0	3 525
071 Kopi	315	315	2 905	2 905
656 Tule, Kain Beludru, dsb	0	126	0	2 275
778 Alat Listrik Lainnya	20	20	1 802	1 802
784 Bagian Dan Perlengkapan Kendaraan Bermotor	30	36	662	808
Lainnya	24	77	867	1 891
Panama	186	1 177	2 764	37 586
582 Pelat, Lembaran, Film dan Foil Dari Plastik	183	711	879	15 007
893 Barang-barang Plastik Buatan	0	207	0	8 145
697 Perabotan Rumah Tangga dari Logam Basa	0	143	0	5 678
874 Alat Pengukur, Pemeriksa dan Mengawasi	3	4	1 885	3 538
899 Barang-barang Buatan Pabrik Lainnya	0	35	0	2 886
Lainnya	0	77	0	2 332
Kuba	30	38	117 095	146 722
541 Bahan Obat-obatan dan Kesehatan	30	38	117 095	146 722
Curacao	8	16	2 684	5 257
773 Alat Pengatur, Pembagi Arus Listrik	8	16	2 684	5 257
Suriname	0	1	0	76
845 Barang-barang Lainnya dari Tektil	0	1	0	76
Cile	5 640 045	10 387 040	13 319 177	18 500 006
682 Barang-barang Tembaga	846 251	846 251	8 318 892	8 318 892
251 Pulp dan Sisa-sisa Kertas	2 308 443	3 363 909	1 952 580	2 877 759
248 Kayu Dikerjakan Sederhana Dan Bantalan Kayu	1 051 848	2 229 504	803 688	1 717 584
411 Minyak dan Lemak Hewani	402 230	1 023 130	589 225	1 576 054
562 Pupuk Buatan Pabrik	513 000	1 116 000	487 350	1 054 920
Lainnya	518 273	1 808 246	1 167 442	2 954 797
Venezuela	250 200	726 521	629 109	1 713 348
072 Coklat	250 200	702 720	629 109	1 694 106
211 Jangat dan Kulit Belum Disamak	0	23 800	0	19 159
895 Perlengkapan Kantor Lainnya	0	1	0	83
Argentina	401 202 781	726 407 225	163 239 289	313 573 628
081 Makanan Ternak	120 223 000	316 178 000	59 978 938	157 335 086
041 Biji Gandum dan Meslin	209 806 990	332 513 050	72 373 335	114 137 280
044 Jagung	67 276 084	68 178 356	22 311 463	22 962 099
263 Serat Kapas	1 020 883	2 336 283	2 643 260	6 102 913
022 Susu, Kep. Susu dan Hasilnya kec. Mentega dan Keju	350 000	1 150 000	879 327	3 008 201
Lainnya	2 525 824	6 051 536	5 052 966	10 028 049
Brasil	502 658 818	869 912 887	260 188 816	475 734 051
081 Makanan Ternak	230 289 038	312 329 688	118 782 852	160 239 991
041 Biji Gandum dan Meslin	101 194 365	324 984 429	35 330 518	115 735 616

https://www.bps.go.id

I.6. IMPOR KOMODITI MENURUT NEGARA ASAL DAN LIMA GOLONGAN BARANG (SITC) UTAMA
IMPORT BY COUNTRY OF ORIGIN AND FIVE MAJOR SITC COMMODITY GROUP
***** FEBRUARI/*FEBRUARY* 2022 *****

	Negara Asal/SITC/Uraian Golongan Barang *Country of Origin/SITC/group Description*	Berat bersih/*Net weight* (Kg)		Nilai/*Value CIF* (US$)	
		Bulan ini *Current month*	Kumulatif *Cum. Jan. to date*	Bulan ini *Current month*	Kumulatif *Cum. Jan. to date*
263	Serat Kapas	16 612 536	32 822 368	40 506 700	75 597 938
044	Jagung	75 484 501	106 825 406	25 782 847	36 497 012
121	Tembakau Lembaran, Irisan dan Sisa-sisanya	1 520 009	3 077 870	6 698 753	14 483 207
	Lainnya	77 558 369	89 873 126	33 087 146	73 180 287
Kolombia		112 205	335 874	371 047	2 128 595
591	Obat Pembasmi Kuman, Serangga, Cendawan, Ds	0	3 840	0	921 586
541	Bahan Obat-obatan dan Kesehatan	2 685	19 218	68 915	373 697
575	Bahan Plastik Lainnya, Dalam Bentuk Awal	0	90 012	0	312 665
513	Asam Polikarboksil dan Anhidranya	94 000	183 000	148 800	287 350
071	Kopi	13 302	13 305	89 284	89 334
	Lainnya	2 218	26 499	64 048	143 963
Bolivia		791 732	2 252 676	440 267	1 253 281
278	Bahan Mineral Lainnya	791 350	2 252 000	428 483	1 231 841
713	Mesin PistonPembakaran Dalam & Bagian	140	237	1 682	4 024
874	Alat Pengukur, Pemeriksa dan Mengawasi	44	90	2 014	3 860
747	Keran, Klep, Katup dan Sejenisnya	40	87	2 551	3 701
784	Bagian Dan Perlengkapan Kendaraan Bermotor	55	71	2 488	2 949
	Lainnya	103	191	3 049	6 906
Uruguay		2 638 322	3 821 178	3 250 562	5 584 919
248	Kayu Dikerjakan Sederhana Dan Bantalan Kayu	1 553 583	2 558 120	1 439 458	2 338 666
036	Udang, Kerang dan Sejenisnya, Segar/Dingin	78 991	231 527	890 426	2 313 519
611	Kulit Disamak	487 000	487 000	603 613	603 613
251	Pulp dan Sisa-sisa Kertas	494 828	494 828	299 888	299 888
054	Sayur-sayuran Segar, Dingin	23 910	23 910	16 737	16 737
	Lainnya	10	25 793	440	12 496
Paraguay		26 704 304	27 560 554	14 645 319	16 626 211
081	Makanan Ternak	26 210 725	26 210 725	13 461 056	13 461 056
263	Serat Kapas	431 615	1 270 363	1 126 325	3 051 020
611	Kulit Disamak	61 910	61 910	55 719	55 719
121	Tembakau Lembaran, Irisan dan Sisa-sisanya	0	17 301	0	44 464
551	Minyak Atsiri dan Bahan Wangi-wangian	41	221	1 865	12 842
	Lainnya	13	34	354	1 110
Ekuador		6 938 796	15 110 957	17 167 048	37 351 981
072	Coklat	6 914 356	15 071 458	16 478 479	36 557 872
121	Tembakau Lembaran, Irisan dan Sisa-sisanya	11 775	11 775	549 601	549 601
292	Bahan Mentah Berasal Dari Tumbuh-tumbuhan	12 310	25 550	122 941	219 392
747	Keran, Klep, Katup dan Sejenisnya	353	353	15 743	15 743
081	Makanan Ternak	0	1 800	0	7 884
	Lainnya	2	21	284	1 489
Peru		3 463 659	5 437 823	11 268 027	17 486 689
072	Coklat	2 111 546	3 294 042	5 353 657	8 383 103
057	Buah-buahan, Segar, atau Dikeringkan	1 291 008	2 033 772	5 100 817	8 027 982
292	Bahan Mentah Berasal Dari Tumbuh-tumbuhan	28 000	31 600	638 000	734 002
531	Bahan Pewarna Sintetis	1 120	1 120	69 601	69 601
575	Bahan Plastik Lainnya, Dalam Bentuk Awal	0	3 000	0	67 500
	Lainnya	31 985	74 289	105 952	204 501
Guyana		17	18	2 111	2 500
773	Alat Pengatur, Pembagi Arus Listrik	2	2	1 504	1 504
723	Mesin Bangunan dan Konstruksi Tds	15	15	607	607
874	Alat Pengukur, Pemeriksa dan Mengawasi	0	1	0	389
Trinidad dan Tobago		12	82	1 274	10 215
747	Keran, Klep, Katup dan Sejenisnya	0	66	0	7 828
894	Kereta Bayi, Mainan Anak-anak dll	8	8	850	850
699	Produk Logam Tidak Mulia, Lainnya	0	1	0	604
773	Alat Pengatur, Pembagi Arus Listrik	4	4	424	424
749	Bagian dan Perlengkapan Mesin Bukan Listrik	0	1	0	352
	Lainnya	0	2	0	157

https://www.bps.go.id

I.6. IMPOR KOMODITI MENURUT NEGARA ASAL DAN LIMA GOLONGAN BARANG (SITC) UTAMA
IMPORT BY COUNTRY OF ORIGIN AND FIVE MAJOR SITC COMMODITY GROUP
***** FEBRUARI/*FEBRUARY* 2022 *****

Negara Asal/SITC/Uraian Golongan Barang *Country of Origin/SITC/group Description*	Berat bersih/*Net weight* (Kg)		Nilai/*Value CIF* (US$)	
	Bulan ini *Current month*	Kumulatif *Cum. Jan. to date*	Bulan ini *Current month*	Kumulatif *Cum. Jan. to date*
Jamaika	151	152	13 879	13 899
071 Kopi	150	150	13 809	13 809
764 Pesawat Telekomunikasi dan Bagian-bagiannya	1	1	70	70
551 Minyak Atsiri dan Bahan Wangi-wangian	0	1	0	20
Puerto Riko	1 863	7 949	588 591	7 498 988
542 Obat-obatan (Termasuk Obat Hewan)	1 714	7 732	551 117	7 426 514
872 Alat Pengobatan dan Perlengkapannya	0	14	0	24 233
898 Alat Musik dan Perlengkapannya	16	18	16 849	16 868
892 Barang-barang Cetakan	8	13	10 597	10 990
598 Bahan Kimia Lainnya, Tds	3	35	125	7 107
Lainnya	122	137	9 903	13 276
Belize	204	240	2 816	2 934
899 Barang-barang Buatan Pabrik Lainnya	204	204	2 816	2 816
784 Bagian Dan Perlengkapan Kendaraan Bermotor	0	36	0	118
Republik Dominika	505 453	803 950	2 037 446	2 532 583
072 Coklat	504 000	504 000	1 807 343	1 807 343
872 Alat Pengobatan dan Perlengkapannya	568	1 793	146 884	498 718
211 Jangat dan Kulit Belum Disamak	0	296 885	0	114 977
541 Bahan Obat-obatan dan Kesehatan	516	516	45 934	45 934
772 Alat Penyambung atau Pemutus arus Listrik	224	454	22 942	38 102
Lainnya	145	302	14 343	27 509
El Salvador	2 111	3 848	73 929	121 340
778 Alat Listrik Lainnya	947	1 252	55 798	86 743
542 Obat-obatan (Termasuk Obat Hewan)	1 008	1 008	12 600	12 600
893 Barang-barang Plastik Buatan	0	1 157	0	6 575
784 Bagian Dan Perlengkapan Kendaraan Bermotor	24	113	1 451	5 036
845 Barang-barang Lainnya dari Tektil	0	63	0	3 023
Lainnya	132	255	4 080	7 363
Kosta Rika	104 082	107 411	653 862	1 342 309
872 Alat Pengobatan dan Perlengkapannya	743	2 311	236 054	612 909
772 Alat Penyambung atau Pemutus arus Listrik	2 271	3 108	122 746	198 761
058 Buah-buahan yang Diawetkan	97 920	97 920	110 519	110 519
629 Barang-barang Karet, Tds	0	574	0	99 728
776 Tabung Termionis, Katoda Dingin, Kat.Foto	5	28	20 428	85 391
Lainnya	3 143	3 470	164 115	235 001
Haiti	607	610	75 002	75 399
551 Minyak Atsiri dan Bahan Wangi-wangian	607	608	75 002	75 292
844 Pakaian Wanita dan Anak Wanita Rajutan	0	1	0	64
845 Barang-barang Lainnya dari Tektil	0	1	0	43
Barbados	554	557	18 586	19 029
523 Garam Logam dan Peroksida dari Asam Anorganik	500	500	11 949	11 949
772 Alat Penyambung atau Pemutus arus Listrik	54	57	6 637	7 080
Antigua dan Barbuda	78	148	4 037	6 519
713 Mesin PistonPembakaran Dalam & Bagian	78	148	4 037	6 519
Anguilla	54	83	1 146	2 007
658 Barang Tekstil Jadi Lainnya	38	55	815	1 222
851 Sepatu dan Peralatan Kaki Lainnya	0	12	0	454
656 Tule, Kain Beludru, dsb	16	16	331	331
Tanjung Verde	148	8 057	47 911	73 641
749 Bagian dan Perlengkapan Mesin Bukan Listrik	146	146	47 800	47 800
582 Pelat, Lembaran, Film dan Foil Dari Plastik	0	7 904	0	25 398
841 Pakaian Lelaki dan Anak Lelaki Bukan Rajutan	1	5	37	295
842 Pakaian Wanita dan Anak Wanita Bukan Rajutan	1	2	74	148

https://www.bps.go.id

I.6. IMPOR KOMODITI MENURUT NEGARA ASAL DAN LIMA GOLONGAN BARANG (SITC) UTAMA
IMPORT BY COUNTRY OF ORIGIN AND FIVE MAJOR SITC COMMODITY GROUP
***** FEBRUARI/*FEBRUARY* 2022 *****

Negara Asal/SITC/Uraian Golongan Barang *Country of Origin/SITC/group Description*	Berat bersih/*Net weight* (Kg)		Nilai/*Value CIF* (US$)	
	Bulan ini *Current month*	Kumulatif *Cum. Jan. to date*	Bulan ini *Current month*	Kumulatif *Cum. Jan. to date*
Dominica	0	1	0	41
728 Mesin Lainnya Untuk Industri Tertentu	0	1	0	41
Guyana Prancis	1	1	287	287
541 Bahan Obat-obatan dan Kesehatan	1	1	287	287
Polinesia Prancis	2	17 422	1 071	9 781
291 Bahan Mentah Berasal Dari Hewan	0	17 420	0	8 710
845 Barang-barang Lainnya dari Tektil	1	1	891	891
752 Mesin Otomatis Pengolah Data dan Satuannya	1	1	180	180
Grinlandia	0	106 128	0	404 636
036 Udang, Kerang dan Sejenisnya, Segar/Dingin	0	106 128	0	404 636
Martinik	2	2	246	246
695 Perkakas Pertukangan Tangan	2	2	246	246
Antilla Belanda	9	162 234	1 236	212 939
048 Olahan Gandum dan Tepung Lainnya	0	162 225	0	211 703
723 Mesin Bangunan dan Konstruksi Tds	6	6	1 165	1 165
292 Bahan Mentah Berasal Dari Tumbuh-tumbuhan	3	3	71	71
Norfolk Islands	17 705	17 705	10 269	10 269
582 Pelat, Lembaran, Film dan Foil Dari Plastik	17 705	17 705	10 269	10 269
Turks dan Kepulauan Caicos	6	6	1 556	1 556
598 Bahan Kimia Lainnya, Tds	6	6	1 556	1 556
Saint Kitts dan Nevis	1	1	154	154
764 Pesawat Telekomunikasi dan Bagian-bagiannya	1	1	154	154
Montserrat	10	10	573	573
898 Alat Musik dan Perlengkapannya	10	10	573	573
Kepulauan Virgin (British)	1 029	9 759	7 756	48 479
522 Unsur Kimia, Halida, Oksida dan Garam-garamnya	0	8 400	0	35 784
655 Bahan Sulaman Atau Rajutan	1 029	1 359	7 756	12 695
Kepulauan Virgin (US)	14 013	25 525	293 949	618 714
655 Bahan Sulaman Atau Rajutan	7 032	13 682	128 244	224 682
653 Kain Tenunan dari Serat Buatan	3 018	6 104	67 567	188 671
892 Barang-barang Cetakan	899	1 975	47 940	143 364
657 Benang dan Kain Tekstil Khusus dan Produknya	1 997	2 497	33 189	39 974
266 Serat Buatan Untuk Dipintal	904	922	14 470	15 027
Lainnya	163	345	2 539	6 996
Saint Barthelemy	0	393	0	1 996
655 Bahan Sulaman Atau Rajutan	0	224	0	1 638
893 Barang-barang Plastik Buatan	0	169	0	358
Inggris	36 990 445	70 426 008	71 089 164	150 054 264
764 Pesawat Telekomunikasi dan Bagian-bagiannya	5 931	21 480	5 830 472	11 849 143
251 Pulp dan Sisa-sisa Kertas	20 046 980	33 599 880	5 444 439	9 416 095
542 Obat-obatan (Termasuk Obat Hewan)	25 172	45 841	1 579 034	9 071 482
782 Kendaraan Bermotor untuk Barang	75 215	629 783	1 070 968	7 817 535
282 Sisa-sisa Besi Baja	6 647 710	14 456 350	3 551 650	7 709 939
Lainnya	10 189 437	21 672 674	53 612 601	104 190 070
Belanda	36 568 081	79 650 633	52 885 105	119 830 857
251 Pulp dan Sisa-sisa Kertas	18 782 180	38 088 470	5 172 924	10 677 954
579 Sisa Bahan Plastik	4 650 920	11 748 760	3 052 857	7 544 997
898 Alat Musik dan Perlengkapannya	17	325	1 440 762	6 376 506
592 Patih, Inulin, Glutan Gandum	963 926	2 047 555	2 798 518	6 068 527
098 Hasil Olahan yang Dapat Dimakan, Tds.	242 991	563 958	2 359 593	4 590 644
Lainnya	11 928 047	27 201 565	38 060 451	84 572 229

https://www.bps.go.id

I.6. IMPOR KOMODITI MENURUT NEGARA ASAL DAN LIMA GOLONGAN BARANG (SITC) UTAMA
IMPORT BY COUNTRY OF ORIGIN AND FIVE MAJOR SITC COMMODITY GROUP
***** FEBRUARI/*FEBRUARY* 2022 *****

Negara Asal/SITC/Uraian Golongan Barang *Country of Origin/SITC/group Description*	Berat bersih/*Net weight* (Kg)		Nilai/*Value CIF* (US$)	
	Bulan ini *Current month*	Kumulatif *Cum. Jan. to date*	Bulan ini *Current month*	Kumulatif *Cum. Jan. to date*
Prancis	23 798 546	48 272 895	78 515 603	198 310 191
022 Susu, Kep. Susu dan Hasilnya kec. Mentega dan Keju	4 749 952	8 730 310	7 661 122	15 214 885
553 Kosmetika	94 101	216 179	6 636 230	14 318 890
874 Alat Pengukur, Pemeriksa dan Mengawasi	7 328	48 003	949 972	11 722 448
831 Peralatan Bepergian, Tas Tangan dll	3 836	11 294	4 143 092	10 426 737
772 Alat Penyambung atau Pemutus arus Listrik	111 085	239 225	3 812 943	9 006 246
Lainnya	18 832 244	39 027 884	55 312 244	137 620 985
Jerman	36 396 144	89 352 268	213 446 111	498 693 973
743 Pompa untuk Lainnya dan Kompresor	279 976	1 147 050	6 018 499	24 760 670
728 Mesin Lainnya Untuk Industri Tertentu	388 648	601 280	8 861 250	19 679 128
598 Bahan Kimia Lainnya, Tds	1 870 081	6 480 812	7 821 876	18 769 610
711 Ket.Uap Air & Ket.Uap Lainnya Utk.Mb.Vap	75 032	1 788 642	1 692 431	16 818 359
776 Tabung Termionis, Katoda Dingin, Kat.Foto	5 238	10 062	8 326 177	16 348 027
Lainnya	33 777 169	79 324 422	180 725 878	402 318 179
Austria	2 418 424	4 522 077	42 992 423	99 395 271
874 Alat Pengukur, Pemeriksa dan Mengawasi	38 886	103 680	5 744 980	37 445 464
778 Alat Listrik Lainnya	40 904	45 429	21 235 224	21 506 474
791 Kereta Api dan Trem	61	110 439	31 001	7 107 681
267 Serat Buatan Lainnya untuk Dipintal	812 170	1 271 269	2 450 985	3 758 833
541 Bahan Obat-obatan dan Kesehatan	4 564	10 189	2 281 180	3 040 077
Lainnya	1 521 839	2 981 071	11 249 053	26 536 742
Belgia	18 658 023	34 436 200	38 474 146	90 832 223
541 Bahan Obat-obatan dan Kesehatan	12	6 798	46 931	16 999 602
022 Susu, Kep. Susu dan Hasilnya kec. Mentega dan Keju	2 592 650	3 763 550	9 210 673	12 936 502
515 Persenyawaan Organo-Inorganik dan Heterosiklik	765 538	1 767 326	2 204 754	7 205 321
575 Bahan Plastik Lainnya, Dalam Bentuk Awal	955 503	1 335 489	2 711 548	3 922 386
056 Sayur-Sayuran Diawetkan	999 920	3 150 756	999 131	2 951 220
Lainnya	13 344 400	24 412 281	23 301 109	46 817 192
Swiss	2 516 921	4 430 187	42 655 143	98 137 257
885 Lonceng dan Arloji	3 905	9 798	8 465 952	18 225 102
971 Emas Bukan Untuk Moneter	0	281	0	16 442 223
541 Bahan Obat-obatan dan Kesehatan	83 864	127 934	4 559 730	7 711 698
684 Barang-barang Alumunium	997 702	1 705 151	2 949 987	5 103 669
542 Obat-obatan (Termasuk Obat Hewan)	8 641	15 947	1 472 697	3 173 109
Lainnya	1 422 809	2 571 076	25 206 777	47 481 456
Luksemburg	145 975	371 581	1 189 462	4 497 941
676 Batang, kawat, Dari Besi Dan Baja	5 684	197 425	10 016	2 585 708
741 Aparat Pemanas dan Pendingin dan Alat-alatnya	16 826	27 430	407 676	721 995
893 Barang-barang Plastik Buatan	6 320	6 333	208 746	211 920
625 Ban Luar dan Dalam, untuk Segala Jenis Roda	13 415	27 745	86 917	173 719
731 Mesin Perkakas, Bkja Pindahkan Barang Lain	89 442	89 442	158 619	158 619
Lainnya	14 288	23 206	317 488	645 980
Monako	1 803	3 025	88 379	125 829
775 Alat Keperluan Rumah Tangga, Listrik/Tidak	1 313	1 313	51 862	51 862
512 Alkohol, Fenol, Fenol-Alkohol	0	540	0	22 463
516 Kimia Organik Lainnya	125	125	18 553	18 553
575 Bahan Plastik Lainnya, Dalam Bentuk Awal	5	125	367	6 622
513 Asam Polikarboksil dan Anhidranya	100	100	6 465	6 465
Lainnya	260	822	11 132	19 864
Denmark	5 349 545	11 830 097	17 362 786	47 116 820
764 Pesawat Telekomunikasi dan Bagian-bagiannya	299	2 055	49 196	8 389 917
752 Mesin Otomatis Pengolah Data dan Satuannya	12	1 260	5 089	6 381 350
061 Gula, Tetes dan Madu	1 575 000	3 234 000	2 348 135	4 748 257
542 Obat-obatan (Termasuk Obat Hewan)	3 828	9 320	951 036	2 787 579
516 Kimia Organik Lainnya	162 986	271 546	1 691 076	2 712 612
Lainnya	3 607 420	8 311 916	12 318 254	22 097 105

https://www.bps.go.id

I.6. IMPOR KOMODITI MENURUT NEGARA ASAL DAN LIMA GOLONGAN BARANG (SITC) UTAMA
IMPORT BY COUNTRY OF ORIGIN AND FIVE MAJOR SITC COMMODITY GROUP
***** FEBRUARI/*FEBRUARY* 2022 *****

Negara Asal/SITC/Uraian Golongan Barang *Country of Origin/SITC/group Description*	Berat bersih/*Net weight* (Kg)		Nilai/*Value CIF* (US$)	
	Bulan ini *Current month*	Kumulatif *Cum. Jan. to date*	Bulan ini *Current month*	Kumulatif *Cum. Jan. to date*
Norwegia	61 316 537	64 339 214	56 655 996	62 686 259
334 Hasil-hasil Minyak Bumi	59 690 805	59 690 805	53 020 496	53 020 496
562 Pupuk Buatan Pabrik	657 220	2 090 470	316 599	1 138 142
728 Mesin Lainnya Untuk Industri Tertentu	96	259 514	11 021	1 076 390
598 Bahan Kimia Lainnya, Tds	46 695	819 909	126 425	900 934
034 Ikan Segar, Dingin atau Beku	218 359	218 359	878 645	878 645
Lainnya	703 362	1 260 157	2 302 810	5 671 652
Swedia	14 015 845	27 708 400	41 673 305	80 515 212
782 Kendaraan Bermotor untuk Barang	1 039 822	1 608 593	9 156 041	14 502 255
641 Kertas dan Kertas Karton	5 733 058	12 829 277	5 594 860	12 088 500
251 Pulp dan Sisa-sisa Kertas	4 553 935	8 644 041	3 724 784	7 595 990
723 Mesin Bangunan dan Konstruksi Tds	118 075	256 785	1 989 662	4 793 484
784 Bagian Dan Perlengkapan Kendaraan Bermotor	35 513	80 183	1 324 268	2 876 196
Lainnya	2 535 442	4 289 521	19 883 690	38 658 787
Finlandia	4 228 446	11 630 027	45 967 422	80 654 679
725 Mesin Utk Mengerjakan Pulp & Kertas	402 331	600 902	18 495 580	26 541 858
711 Ket.Uap Air & Ket.Uap Lainnya Utk.Mb.Vap	214 689	219 246	13 102 946	13 191 108
764 Pesawat Telekomunikasi dan Bagian-bagiannya	1 327	44 230	1 085 166	4 906 643
251 Pulp dan Sisa-sisa Kertas	1 654 353	5 440 841	1 291 671	4 787 134
723 Mesin Bangunan dan Konstruksi Tds	6 190	117 717	707 613	4 331 770
Lainnya	1 949 556	5 207 091	11 284 446	26 896 166
Irlandia	1 080 994	2 401 283	14 597 893	31 315 758
542 Obat-obatan (Termasuk Obat Hewan)	637	2 668	967 425	5 889 309
541 Bahan Obat-obatan dan Kesehatan	3 015	4 192	3 195 869	5 272 946
872 Alat Pengobatan dan Perlengkapannya	7 823	17 575	1 206 810	3 255 476
898 Alat Musik dan Perlengkapannya	3	21	2 889 164	3 049 057
592 Patih, Inulin, Glutan Gandum	125 008	214 111	1 112 266	2 031 714
Lainnya	944 508	2 162 716	5 226 359	11 817 256
Italia	51 132 658	105 132 507	106 985 001	220 862 398
251 Pulp dan Sisa-sisa Kertas	34 982 500	66 803 120	9 605 925	18 657 681
745 Perkakas Tangan dan mesin Bukan Listrik	69 663	178 082	5 321 937	13 105 772
744 Mesin Bongkar Muat Barang	541 895	945 401	8 274 385	12 653 774
541 Bahan Obat-obatan dan Kesehatan	17 001	24 838	1 281 960	10 193 368
831 Peralatan Bepergian, Tas Tangan dll	5 252	11 030	3 540 521	7 468 931
Lainnya	15 516 347	37 170 036	78 960 273	158 782 872
Spanyol	18 041 455	37 665 472	36 501 058	102 462 220
541 Bahan Obat-obatan dan Kesehatan	62 922	147 669	1 602 198	28 703 556
251 Pulp dan Sisa-sisa Kertas	11 410 214	22 088 103	3 442 899	7 014 076
533 Bahan Pewarna Lainnya	790 852	2 314 817	1 323 367	3 876 233
542 Obat-obatan (Termasuk Obat Hewan)	9 247	28 073	1 996 369	3 367 035
553 Kosmetika	81 638	179 282	1 907 653	3 280 393
Lainnya	5 686 582	12 907 528	26 228 572	56 220 927
Portugal	716 226	1 160 383	2 407 764	4 993 800
845 Barang-barang Lainnya dari Tektil	5 378	15 669	272 441	635 492
743 Pompa untuk Lainnya dan Kompresor	958	10 894	39 391	365 804
724 Mesin Utk Mengerjakan Tekstil dan Kulit	899	2 020	152 574	351 963
713 Mesin PistonPembakaran Dalam & Bagian	0	6 151	0	274 212
657 Benang dan Kain Tekstil Khusus dan Produknya	11 476	12 145	214 696	221 416
Lainnya	697 515	1 113 504	1 728 662	3 144 913
Islandia	239 564	246 232	1 485 439	1 762 890
684 Barang-barang Alumunium	26 506	33 047	1 113 754	1 371 529
034 Ikan Segar, Dingin atau Beku	213 000	213 000	367 892	367 892
598 Bahan Kimia Lainnya, Tds	0	47	0	15 160
629 Barang-barang Karet, Tds	38	82	1 477	2 916
874 Alat Pengukur, Pemeriksa dan Mengawasi	0	19	0	2 400
Lainnya	20	37	2 316	2 993

https://www.bps.go.id

I.6. IMPOR KOMODITI MENURUT NEGARA ASAL DAN LIMA GOLONGAN BARANG (SITC) UTAMA
IMPORT BY COUNTRY OF ORIGIN AND FIVE MAJOR SITC COMMODITY GROUP
***** FEBRUARI/*FEBRUARY* 2022 *****

Negara Asal/SITC/Uraian Golongan Barang *Country of Origin/SITC/group Description*	Berat bersih/*Net weight* (Kg)		Nilai/*Value CIF* (US$)	
	Bulan ini *Current month*	Kumulatif *Cum. Jan. to date*	Bulan ini *Current month*	Kumulatif *Cum. Jan. to date*
Yunani	10 226 376	15 285 269	11 771 295	19 280 806
263 Serat Kapas	3 052 483	5 001 890	8 075 636	12 964 232
251 Pulp dan Sisa-sisa Kertas	6 740 770	9 233 980	1 760 986	2 421 860
121 Tembakau Lembaran, Irisan dan Sisa-sisanya	83 440	138 483	630 277	836 546
542 Obat-obatan (Termasuk Obat Hewan)	28 286	28 313	664 183	747 120
684 Barang-barang Alumunium	12 846	107 880	106 849	482 513
Lainnya	308 551	774 723	533 364	1 828 535
Andorra	179	20 679	20 097	200 164
651 Benang Tekstil	0	20 004	0	100 329
778 Alat Listrik Lainnya	18	167	1 357	63 018
874 Alat Pengukur, Pemeriksa dan Mengawasi	59	72	8 131	10 008
772 Alat Penyambung atau Pemutus arus Listrik	95	97	9 238	9 604
699 Produk Logam Tidak Mulia, Lainnya	0	12	0	4 808
Lainnya	7	327	1 371	12 397
Liechtenstein	1 554	2 712	183 807	319 305
541 Bahan Obat-obatan dan Kesehatan	421	701	95 499	164 975
772 Alat Penyambung atau Pemutus arus Listrik	876	1 127	44 382	55 254
598 Bahan Kimia Lainnya, Tds	168	281	25 745	37 746
694 Paku, Mur, Baut dan Semacamnya	17	264	9 941	26 326
784 Bagian Dan Perlengkapan Kendaraan Bermotor	34	253	2 170	13 339
Lainnya	38	86	6 070	21 665
Hungaria	283 698	954 110	5 132 400	11 814 675
764 Pesawat Telekomunikasi dan Bagian-bagiannya	6 618	16 500	512 802	1 280 928
873 Alat-alat Meteran dan Hitung	15 053	27 250	343 743	829 288
772 Alat Penyambung atau Pemutus arus Listrik	6 927	17 925	343 951	814 641
551 Minyak Atsiri dan Bahan Wangi-wangian	11 778	35 227	221 558	734 466
248 Kayu Dikerjakan Sederhana Dan Bantalan Kayu	50 624	451 472	109 723	663 305
Lainnya	192 698	405 736	3 600 623	7 492 047
Polandia	5 687 049	9 478 844	20 888 918	32 438 918
728 Mesin Lainnya Untuk Industri Tertentu	42 101	56 949	3 225 457	3 709 722
778 Alat Listrik Lainnya	524 572	534 076	3 143 754	3 424 688
022 Susu, Kep. Susu dan Hasilnya kec. Mentega dan Keju	1 167 000	1 599 000	1 677 083	2 485 512
784 Bagian Dan Perlengkapan Kendaraan Bermotor	17 905	69 341	616 265	2 023 558
731 Mesin Perkakas, Bkja Pindahkan Barang Lain	45 018	45 018	1 391 194	1 391 194
Lainnya	3 890 453	7 174 460	10 835 165	19 404 244
Rumania	541 739	1 237 121	2 491 213	5 818 192
679 Pipa dan Tabung Besi atau Baja	283 021	796 682	463 308	1 595 541
874 Alat Pengukur, Pemeriksa dan Mengawasi	1 101	4 326	117 043	565 239
746 Bantalan Peluru atau Bantalan Giling	12 654	32 165	236 527	511 367
676 Batang, kawat, Dari Besi Dan Baja	62 280	97 809	214 864	319 176
772 Alat Penyambung atau Pemutus arus Listrik	2 235	12 226	159 509	312 516
Lainnya	180 448	293 913	1 299 962	2 514 353
Bulgaria	1 298 867	2 212 911	2 863 405	5 896 392
872 Alat Pengobatan dan Perlengkapannya	1 979	4 430	520 970	1 470 732
542 Obat-obatan (Termasuk Obat Hewan)	122 610	302 610	382 522	1 013 445
075 Rempah-rempah	635 675	885 675	576 518	820 748
682 Barang-barang Tembaga	13 747	31 967	128 306	287 581
222 Biji dan Buah Mengandung Minyak, Berkulit Lunak	154 000	266 000	171 600	281 664
Lainnya	370 856	722 229	1 083 489	2 022 222
Albania	244	380	15 933	19 802
848 Barang dan Perlengkapan Pakaian, Bukan Tekstil	179	179	13 085	13 085
845 Barang-barang Lainnya dari Tektil	29	91	486	1 543
842 Pakaian Wanita dan Anak Wanita Bukan Rajutan	2	15	641	1 143
844 Pakaian Wanita dan Anak Wanita Rajutan	12	39	331	969
621 Bahan-bahan Dari Karet	3	10	216	760
Lainnya	19	46	1 174	2 302

https://www.bps.go.id

I.6. IMPOR KOMODITI MENURUT NEGARA ASAL DAN LIMA GOLONGAN BARANG (SITC) UTAMA
IMPORT BY COUNTRY OF ORIGIN AND FIVE MAJOR SITC COMMODITY GROUP
***** FEBRUARI/*FEBRUARY* 2022 *****

Negara Asal/SITC/Uraian Golongan Barang *Country of Origin/SITC/group Description*	Berat bersih/*Net weight* (Kg)		Nilai/*Value CIF* (US$)	
	Bulan ini *Current month*	Kumulatif *Cum. Jan. to date*	Bulan ini *Current month*	Kumulatif *Cum. Jan. to date*
Armenia	0	419	0	15 204
894 Kereta Bayi, Mainan Anak-anak dll	0	416	0	15 099
845 Barang-barang Lainnya dari Tektil	0	3	0	105
Azerbaijan	0	127 612	0	78 705
273 Batu, Pasir dan kerikil	0	2 612	0	54 142
278 Bahan Mineral Lainnya	0	125 000	0	24 563
Belarus	185 660	56 943 262	392 532	33 092 673
562 Pupuk Buatan Pabrik	0	56 500 000	0	32 268 521
022 Susu, Kep. Susu dan Hasilnya kec. Mentega dan Keju	175 000	425 000	231 455	562 551
592 Patih, Inulin, Glutan Gandum	0	4 000	0	49 171
772 Alat Penyambung atau Pemutus arus Listrik	1 898	1 941	34 478	35 387
716 Instalasi Pembangkit Listrik & Perlengk.	507	507	25 314	25 314
Lainnya	8 255	11 814	101 285	151 729
Kazakstan	20 509 459	41 904 754	38 269 976	81 967 878
671 Besi Kasar, Besi Cor, Besi Beton	20 509 432	41 904 720	38 269 638	81 966 199
893 Barang-barang Plastik Buatan	0	7	0	1 341
553 Kosmetika	13	13	208	208
542 Obat-obatan (Termasuk Obat Hewan)	2	2	51	51
073 Hasil Olahan Coklat	4	4	49	49
Lainnya	8	8	30	30
Kirgistan	10	103	974	2 607
629 Barang-barang Karet, Tds	10	16	974	1 806
582 Pelat, Lembaran, Film dan Foil Dari Plastik	0	87	0	801
Moldova	12 172 704	23 548 973	3 982 323	7 646 379
041 Biji Gandum dan Meslin	12 067 850	23 443 940	3 838 317	7 496 832
222 Biji dan Buah Mengandung Minyak, Berkulit Lunak	100 000	100 000	84 200	84 200
893 Barang-barang Plastik Buatan	4 750	4 903	35 269	38 724
831 Peralatan Bepergian, Tas Tangan dll	42	46	22 411	23 579
775 Alat Keperluan Rumah Tangga, Listrik/Tidak	32	32	905	905
Lainnya	30	52	1 221	2 139
Ukraina	46 344 927	63 685 390	19 707 756	35 579 153
044 Jagung	33 000 000	33 000 000	11 055 001	11 055 001
673 Besi Lembaran, Tidak Disepuh	537 325	9 819 472	719 842	9 793 804
671 Besi Kasar, Besi Cor, Besi Beton	1 349 520	3 018 170	2 119 474	5 169 751
045 Gandum-ganduman lainnya	3 834 900	6 835 840	1 489 077	2 726 277
041 Biji Gandum dan Meslin	4 309 720	5 422 710	1 567 902	1 968 578
Lainnya	3 313 462	5 589 198	2 756 460	4 865 742
Uzbekistan	1 561 665	4 026 173	1 826 643	3 107 557
562 Pupuk Buatan Pabrik	901 584	3 366 084	855 528	2 134 474
251 Pulp dan Sisa-sisa Kertas	660 000	660 000	963 600	963 600
898 Alat Musik dan Perlengkapannya	11	19	3 015	4 983
001 Binatang Hidup (Kec. Binatang Air)	70	70	4 500	4 500
Lituania	446 723	732 461	1 439 007	2 227 481
022 Susu, Kep. Susu dan Hasilnya kec. Mentega dan Keju	200 000	300 000	295 164	442 450
764 Pesawat Telekomunikasi dan Bagian-bagiannya	732	1 008	202 737	289 663
657 Benang dan Kain Tekstil Khusus dan Produknya	2 745	3 477	140 800	182 593
872 Alat Pengobatan dan Perlengkapannya	132	139	175 603	176 076
821 Perabotan	29 738	59 593	92 881	168 589
Lainnya	213 376	368 244	531 822	968 110
Latvia	35 602	60 281	1 059 448	2 557 480
764 Pesawat Telekomunikasi dan Bagian-bagiannya	7 470	25 483	799 115	2 216 169
874 Alat Pengukur, Pemeriksa dan Mengawasi	203	203	110 896	110 896
784 Bagian Dan Perlengkapan Kendaraan Bermotor	717	1 597	28 024	57 036
728 Mesin Lainnya Untuk Industri Tertentu	264	306	24 371	35 043
772 Alat Penyambung atau Pemutus arus Listrik	318	330	25 332	27 774
Lainnya	26 630	32 362	71 710	110 562

https://www.bps.go.id

I.6. IMPOR KOMODITI MENURUT NEGARA ASAL DAN LIMA GOLONGAN BARANG (SITC) UTAMA
IMPORT BY COUNTRY OF ORIGIN AND FIVE MAJOR SITC COMMODITY GROUP
***** FEBRUARI/*FEBRUARY* 2022 *****

Negara Asal/SITC/Uraian Golongan Barang *Country of Origin/SITC/group Description*	Berat bersih/*Net weight* (Kg)		Nilai/*Value CIF* (US$)	
	Bulan ini *Current month*	Kumulatif *Cum. Jan. to date*	Bulan ini *Current month*	Kumulatif *Cum. Jan. to date*
Estonia	139 166	295 697	1 378 326	3 616 006
743 Pompa untuk Lainnya dan Kompresor	40	60 825	5 572	1 604 971
874 Alat Pengukur, Pemeriksa dan Mengawasi	1 509	1 625	776 455	843 538
811 Bagian Bangunan Yang Siap dari Pabrik	0	8 765	0	230 559
641 Kertas dan Kertas Karton	104 056	181 626	136 313	226 682
764 Pesawat Telekomunikasi dan Bagian-bagiannya	4 299	10 050	95 943	222 129
Lainnya	29 262	32 806	364 043	488 127
Georgia	624	713	25 940	29 693
774 Alat Listrik Keperluan Pengobatan	84	84	12 039	12 039
531 Bahan Pewarna Sintetis	60	90	4 257	6 223
743 Pompa untuk Lainnya dan Kompresor	385	385	5 164	5 164
874 Alat Pengukur, Pemeriksa dan Mengawasi	83	94	3 639	4 381
845 Barang-barang Lainnya dari Tektil	5	7	607	795
Lainnya	7	53	234	1 091
Kroasia	530 506	1 089 856	634 253	1 540 891
248 Kayu Dikerjakan Sederhana Dan Bantalan Kayu	511 076	854 434	377 873	705 670
723 Mesin Bangunan dan Konstruksi Tds	13 169	40 147	144 776	349 599
661 Semen, Kapur dan Bahan Bangunan Buatan Pabrik	0	130 200	0	87 844
778 Alat Listrik Lainnya	4	258	212	78 633
872 Alat Pengobatan dan Perlengkapannya	1 403	2 767	29 160	61 592
Lainnya	4 854	62 050	82 232	257 553
Bosnia-Herzegovina	2 609	5 803	59 859	142 653
775 Alat Keperluan Rumah Tangga, Listrik/Tidak	86	604	7 330	51 308
743 Pompa untuk Lainnya dan Kompresor	716	1 321	20 813	36 615
872 Alat Pengobatan dan Perlengkapannya	361	1 345	8 028	24 413
851 Sepatu dan Peralatan Kaki Lainnya	450	490	18 815	19 434
821 Perabotan	979	1 312	4 035	5 263
Lainnya	17	731	838	5 620
Malta	768	51 180	30 708	232 701
523 Garam Logam dan Peroksida dari Asam Anorganik	0	50 000	0	145 000
776 Tabung Termionis, Katoda Dingin, Kat.Foto	7	27	9 731	34 832
874 Alat Pengukur, Pemeriksa dan Mengawasi	31	45	8 089	13 732
629 Barang-barang Karet, Tds	174	422	4 316	13 670
772 Alat Penyambung atau Pemutus arus Listrik	14	22	1 940	9 676
Lainnya	542	664	6 632	15 791
Slovakia	70 752	393 043	1 451 720	3 077 963
746 Bantalan Peluru atau Bantalan Giling	4 297	11 329	150 877	335 240
784 Bagian Dan Perlengkapan Kendaraan Bermotor	3 706	7 608	156 147	331 496
778 Alat Listrik Lainnya	2 161	3 666	179 883	261 477
743 Pompa untuk Lainnya dan Kompresor	7 869	19 026	141 336	240 925
629 Barang-barang Karet, Tds	1 179	6 659	42 488	236 109
Lainnya	51 540	344 755	780 989	1 672 716
Slovenia	531 223	1 467 890	2 142 997	4 166 398
551 Minyak Atsiri dan Bahan Wangi-wangian	9 418	14 448	718 285	1 090 787
579 Sisa Bahan Plastik	386 400	1 174 730	139 667	516 635
737 Mesin Untuk Mengerjakan Logam	57 790	79 790	211 156	279 814
723 Mesin Bangunan dan Konstruksi Tds	18 634	36 871	118 302	260 875
743 Pompa untuk Lainnya dan Kompresor	12 464	21 996	144 374	251 867
Lainnya	46 517	140 055	811 213	1 766 420
Republik Cheska	1 555 874	2 990 969	11 160 686	21 634 085
728 Mesin Lainnya Untuk Industri Tertentu	18 341	34 441	1 163 155	2 208 525
743 Pompa untuk Lainnya dan Kompresor	37 110	76 127	1 038 458	2 178 254
764 Pesawat Telekomunikasi dan Bagian-bagiannya	8 828	14 349	590 436	2 122 275
772 Alat Penyambung atau Pemutus arus Listrik	24 481	39 489	908 145	1 707 964
581 Tabung, Pipa dan Selang dari Bahan Plastik	62 331	71 605	1 414 477	1 582 892
Lainnya	1 404 783	2 754 958	6 046 015	11 834 175

https://www.bps.go.id

I.6. IMPOR KOMODITI MENURUT NEGARA ASAL DAN LIMA GOLONGAN BARANG (SITC) UTAMA
IMPORT BY COUNTRY OF ORIGIN AND FIVE MAJOR SITC COMMODITY GROUP
***** FEBRUARI/*FEBRUARY* 2022 *****

Negara Asal/SITC/Uraian Golongan Barang *Country of Origin/SITC/group Description*	Berat bersih/*Net weight* (Kg)		Nilai/*Value CIF* (US$)	
	Bulan ini *Current month*	Kumulatif *Cum. Jan. to date*	Bulan ini *Current month*	Kumulatif *Cum. Jan. to date*
Makedonia	1 109	15 212	21 097	57 945
121 Tembakau Lembaran, Irisan dan Sisa-sisanya	0	13 860	0	22 176
784 Bagian Dan Perlengkapan Kendaraan Bermotor	903	926	11 991	12 742
773 Alat Pengatur, Pembagi Arus Listrik	0	188	0	12 324
772 Alat Penyambung atau Pemutus arus Listrik	186	201	6 660	7 766
664 Kaca/Gelas	17	17	1 970	1 970
Lainnya	3	20	476	967
Kepulauan Faeroe	82	90	2 147	2 677
713 Mesin PistonPembakaran Dalam & Bagian	70	70	1 612	1 612
784 Bagian Dan Perlengkapan Kendaraan Bermotor	11	18	524	837
831 Peralatan Bepergian, Tas Tangan dll	0	1	0	217
744 Mesin Bongkar Muat Barang	1	1	11	11
Rusia	270 237 938	608 269 432	160 479 126	347 131 744
562 Pupuk Buatan Pabrik	93 292 753	148 471 823	65 114 620	95 623 839
672 Ingot Besi Baja	31 081 240	97 933 850	23 965 731	77 706 665
321 Batu bara, Tidak Diaglomorasi	127 395 000	218 742 996	41 621 334	63 299 639
671 Besi Kasar, Besi Cor, Besi Beton	858 950	105 751 739	778 012	57 280 628
034 Ikan Segar, Dingin atau Beku	1 596 219	3 051 798	7 050 854	12 638 766
Lainnya	16 013 776	34 317 226	21 948 575	40 582 207
Serbia	3 858	6 547	85 729	168 586
845 Barang-barang Lainnya dari Tektil	421	502	33 897	35 906
629 Barang-barang Karet, Tds	1 492	1 495	31 282	31 308
872 Alat Pengobatan dan Perlengkapannya	0	170	0	19 959
611 Kulit Disamak	0	493	0	13 372
728 Mesin Lainnya Untuk Industri Tertentu	0	697	0	8 867
Lainnya	1 945	3 190	20 550	59 174
Montenegro	2 174	2 195	44 774	45 716
743 Pompa untuk Lainnya dan Kompresor	2 089	2 089	41 081	41 081
716 Instalasi Pembangkit Listrik & Perlengk.	9	9	1 680	1 680
778 Alat Listrik Lainnya	67	67	1 326	1 326
772 Alat Penyambung atau Pemutus arus Listrik	9	12	687	956
699 Produk Logam Tidak Mulia, Lainnya	0	17	0	517
Lainnya	0	1	0	156
Kosovo	495	525	12 714	13 320
695 Perkakas Pertukangan Tangan	494	494	12 674	12 674
775 Alat Keperluan Rumah Tangga, Listrik/Tidak	0	30	0	606
874 Alat Pengukur, Pemeriksa dan Mengawasi	1	1	40	40
Guernsey	2	2	137	137
785 Sepeda Motor, Sepeda Kumbang dan Sepeda Lain	2	2	137	137
Isle Of Man	0	93	0	6 552
743 Pompa untuk Lainnya dan Kompresor	0	65	0	6 060
693 Kawat dan produk Ikutannya	0	28	0	492
Jersey	4	4	352	352
773 Alat Pengatur, Pembagi Arus Listrik	4	4	352	352

https://www.bps.go.id

I.7. IMPOR KOMODITI TERTENTU MENURUT NEGARA ASAL UTAMA
CERTAIN COMMODITIES IMPORT BY MAIN COUNTRY OF ORIGIN
*** FEBRUARI/FEBRUARY 2022 ***

Komoditi *Commodity*	Negara Asal *Country of Origin*	Berat bersih/*Net weight* (Kg) Bulan ini *Current month*	Berat bersih/*Net weight* (Kg) Kumulatif *Cum. Jan. to date*	Nilai/*Value CIF* (US$) Bulan ini *Current month*	Nilai/*Value CIF* (US$) Kumulatif *Cum. Jan. to date*
Beras		5 075 013	42 560 023	2 014 213	17 404 354
	India	2 540 000	28 597 000	990 924	11 179 044
	Pakistan	1 985 000	8 125 000	776 300	3 203 820
	Thailand	550 000	5 572 006	246 748	2 851 761
	Vietnam	0	250 000	0	122 000
	Jepang	10	16 014	161	47 649
	Lainnya	3	3	80	80
Daging Ayam		2 792	25 832	9 767	93 452
	Prancis	1	23 041	46	83 731
	Singapura	2 791	2 791	9 721	9 721
Telur Unggas		152 011	227 859	922 804	1 360 419
	India	151 275	226 375	893 407	1 291 715
	Jerman	639	1 292	21 365	52 644
	Amerika Serikat	93	185	7 987	15 907
	Tiongkok	0	3	0	108
	Malaysia	4	4	45	45
Jenis Lembu		7 190 384	10 036 600	29 128 257	40 148 632
	Australia	7 133 399	9 979 615	28 748 501	39 768 876
	Austria	56 985	56 985	379 756	379 756
Daging Jenis Lembu		7 667 157	15 629 865	24 805 164	53 727 389
	Australia	3 868 012	9 308 399	11 208 860	26 858 802
	Amerika Serikat	590 804	1 487 526	4 327 382	10 957 549
	India	2 828 000	3 136 000	8 031 520	9 055 620
	Brasil	0	637 998	0	3 482 432
	Selandia Baru	343 754	965 912	973 747	2 827 863
	Lainnya	36 587	94 030	263 655	545 123
Cabe		1 055 722	2 627 940	1 911 922	4 936 931
	India	792 560	2 065 968	1 479 966	3 870 475
	Tiongkok	253 501	508 251	388 750	843 379
	Malaysia	6 568	17 848	13 188	63 705
	Taiwan	0	7 948	0	37 987
	Jerman	360	3 438	2 966	28 516
	Lainnya	2 733	24 487	27 052	92 869
Susu		26 769 749	42 687 331	92 068 769	145 530 314
	Selandia Baru	12 366 860	19 429 964	47 265 494	73 336 669
	Amerika Serikat	5 796 729	8 594 436	18 194 154	26 889 634
	Australia	3 253 316	5 754 360	11 692 801	20 316 728
	Belgia	2 218 450	3 214 500	7 950 426	11 115 113
	Jerman	715 000	1 438 033	2 577 347	4 949 742
	Lainnya	2 419 394	4 256 038	4 388 547	8 922 428
Gula		758 181 012	1 264 253 012	372 336 271	618 518 053
	Thailand	516 130 000	791 520 000	250 164 349	382 933 829
	India	242 051 000	384 733 000	122 171 718	191 039 020
	Australia	0	88 000 000	0	44 545 000
	Singapura	10	10	171	171
	Malaysia	2	2	33	33

https://www.bps.go.id

I.7. IMPOR KOMODITI TERTENTU MENURUT NEGARA ASAL UTAMA
CERTAIN COMMODITIES IMPORT BY MAIN COUNTRY OF ORIGIN
*** FEBRUARI/FEBRUARY 2022 ***

Komoditi *Commodity*	Negara Asal *Country of Origin*	Berat bersih/*Net weight* (Kg) Bulan ini *Current month*	Berat bersih/*Net weight* (Kg) Kumulatif *Cum. Jan. to date*	Nilai/*Value CIF* (US$) Bulan ini *Current month*	Nilai/*Value CIF* (US$) Kumulatif *Cum. Jan. to date*
Bawang Putih		636 004	1 651 629	1 288 450	2 657 127
	Tiongkok	634 396	1 634 411	1 269 600	2 625 068
	Australia	608	608	16 598	16 598
	India	0	15 550	0	12 878
	Belanda	1 000	1 000	2 252	2 252
	Jerman	0	60	0	331
Kedelai		114 584 065	338 916 909	67 115 666	194 435 575
	Amerika Serikat	82 724 066	246 610 367	48 886 282	141 911 676
	Kanada	31 633 764	91 057 078	18 139 062	51 939 326
	Australia	0	500 078	0	299 507
	Malaysia	226 203	749 344	90 139	284 760
	Singapura	0	8	0	112
	Lainnya	32	34	183	194
Jagung		176 028 514	208 604 580	59 344 287	71 176 503
	Brasil	75 484 501	106 825 406	25 782 847	36 497 012
	Argentina	67 276 084	68 178 356	22 311 463	22 962 099
	Ukraina	33 000 000	33 000 000	11 055 001	11 055 001
	Amerika Serikat	267 082	557 176	188 692	399 018
	Thailand	0	31 454	0	248 666
	Lainnya	847	12 188	6 284	14 707
Gandum dan Meslin		829 382 155	1 670 448 932	311 635 765	624 627 695
	Australia	326 508 850	688 513 375	126 447 249	261 587 771
	Brasil	101 194 365	324 984 429	35 330 518	115 735 616
	Argentina	209 806 990	332 513 050	72 373 335	114 137 280
	Kanada	69 442 000	158 315 715	33 250 030	73 982 466
	India	70 916 560	100 316 765	24 435 269	34 671 898
	Lainnya	51 513 390	65 805 598	19 799 364	24 512 664
Tepung Gandum atau Meslin		1 415 305	4 604 534	583 552	1 906 306
	India	1 016 800	2 747 250	391 454	1 017 969
	Korea Selatan	171 000	950 000	71 649	398 050
	Vietnam	184 000	529 240	91 080	241 259
	Jepang	0	192 765	0	150 617
	Singapura	43 280	172 280	28 984	92 212
	Lainnya	225	12 999	385	6 199
Garam		175 386 389	198 401 447	5 622 395	6 831 587
	Australia	175 300 000	198 180 002	5 600 480	6 778 824
	Tiongkok	2	135 002	228	29 928
	Denmark	5 000	5 000	9 102	9 102
	India	56 000	56 000	5 600	5 600
	Thailand	25 000	25 000	4 250	4 250
	Lainnya	387	443	2 735	3 883
Minyak Goreng Nabati		4 405 400	8 812 005	8 428 145	16 638 689
	Malaysia	2 344 348	4 485 700	4 191 083	7 949 045
	Thailand	1 047 800	2 447 000	1 697 961	3 828 138
	Spanyol	94 019	219 684	518 969	1 051 183
	Australia	262 330	481 678	481 590	926 585
	Italia	79 717	185 495	401 324	843 546
	Lainnya	577 186	992 448	1 137 218	2 040 192

https://www.bps.go.id

I.7. IMPOR KOMODITI TERTENTU MENURUT NEGARA ASAL UTAMA
CERTAIN COMMODITIES IMPORT BY MAIN COUNTRY OF ORIGIN
*** FEBRUARI/FEBRUARY 2022 ***

Komoditi *Commodity*	Negara Asal *Country of Origin*	Berat bersih/*Net weight* (Kg)		Nilai/*Value CIF* (US$)	
		Bulan ini *Current month*	Kumulatif *Cum. Jan. to date*	Bulan ini *Current month*	Kumulatif *Cum. Jan. to date*
Lada		33 257	57 194	231 152	406 568
	Vietnam	26 000	47 750	182 700	341 475
	Australia	667	667	21 358	21 358
	Malaysia	700	1 920	6 636	16 256
	Belanda	600	1 200	4 712	9 414
	Tiongkok	2 017	2 017	8 310	8 310
	Lainnya	3 273	3 640	7 436	9 755
Mentega		2 491 004	3 616 282	15 342 984	21 884 867
	Selandia Baru	2 215 018	3 016 696	13 340 653	18 094 886
	India	218 400	504 000	1 343 412	2 898 504
	Belanda	47 193	65 193	561 329	693 887
	Australia	0	20 000	0	100 000
	Belgia	10 250	10 250	95 883	95 883
	Lainnya	143	143	1 707	1 707
Kentang		771 650	2 644 350	552 888	1 479 040
	Kanada	252 000	1 876 000	130 032	953 848
	Inggris	350 000	350 000	330 396	330 396
	Amerika Serikat	169 650	169 650	92 460	92 460
	Jerman	0	223 700	0	89 973
	Australia	0	25 000	0	12 363
Ikan Segar		45 419	64 467	512 623	758 066
	Inggris	38 879	50 927	386 666	508 578
	Australia	3 422	8 840	48 987	126 452
	Jepang	3 100	4 682	76 830	122 896
	Peru	18	18	140	140
Kelapa		135 953	281 354	272 753	528 617
	Filipina	45 360	104 850	139 254	265 077
	Thailand	90 585	175 936	133 463	261 493
	Australia	0	560	0	2 011
	Singapura	8	8	36	36
Kelapa Sawit		139	139	1 570	1 570
	Guinea	139	139	1 570	1 570
Teh		976 511	1 781 211	2 726 151	5 003 782
	Kenya	368 970	480 420	954 640	1 262 468
	Vietnam	473 865	960 567	515 713	1 014 293
	Tiongkok	30 869	64 752	343 036	706 204
	Thailand	0	69 336	0	448 529
	Jepang	12 993	22 265	236 672	418 797
	Lainnya	89 814	183 871	676 090	1 153 491
Kopi		1 090 679	1 869 087	4 231 196	8 139 470
	Brasil	625 840	1 239 442	2 718 718	5 367 335
	Malaysia	43 068	123 767	404 996	1 137 164
	Amerika Serikat	18 838	32 584	159 781	320 747
	Indonesia	40 000	93 941	67 200	298 785
	Vietnam	117 905	119 743	257 226	272 922
	Lainnya	245 028	259 610	623 275	742 517
Cengkeh		1 794 833	3 193 622	14 281 469	25 481 162
	Madagaskar	1 048 216	2 298 005	8 280 557	18 285 922
	Tanzania	597 000	746 000	4 819 053	6 013 381
	Komoro	100 000	100 000	775 000	775 000
	Singapura	49 617	49 617	406 859	406 859

https://www.bps.go.id

I.7. IMPOR KOMODITI TERTENTU MENURUT NEGARA ASAL UTAMA
CERTAIN COMMODITIES IMPORT BY MAIN COUNTRY OF ORIGIN
*** FEBRUARI/FEBRUARY 2022 ***

Komoditi *Commodity*	**Negara Asal** *Country of Origin*	**Berat bersih/*Net weight* (Kg)**		**Nilai/*Value CIF* (US$)**	
		Bulan ini ***Current month***	**Kumulatif** ***Cum. Jan. to date***	**Bulan ini** ***Current month***	**Kumulatif** ***Cum. Jan. to date***
Kakao		20 727 659	41 368 571	49 652 881	99 857 099
	Ekuador	6 914 356	15 071 458	16 478 479	36 557 872
	Pantai Gading	5 288 099	8 323 643	12 351 167	19 718 797
	Nigeria	2 243 054	4 975 762	5 050 408	11 213 499
	Peru	2 111 546	3 294 042	5 353 657	8 383 103
	Kamerun	574 012	1 719 520	1 275 185	3 966 259
	Lainnya	3 596 592	7 984 146	9 143 985	20 017 569
Tembakau		8 471 220	20 636 128	33 901 652	81 912 786
	Tiongkok	3 144 253	9 842 578	11 644 718	35 246 761
	Brasil	1 520 009	3 077 870	6 698 753	14 483 207
	Zimbabwe	1 435 540	1 858 392	4 752 597	6 608 574
	Turki	293 713	730 021	1 495 612	4 049 791
	Filipina	299 460	1 182 730	603 477	3 660 566
	Lainnya	1 778 245	3 944 537	8 706 495	17 863 887

https://www.bps.go.id

I.8. RE-IMPOR MENURUT KOMODITI / *RE-IMPORT BY HS COMMODITY*
*** FEBRUARI/*FEBRUARY* 2022 ***

H S	Uraian Komoditi/*Commodity Description*	Berat bersih/*Net weight* (Kg)		Nilai/*Value CIF* (US$)	
		Bulan ini *Current month*	Kumulatif *Cum. Jan. to date*	Bulan ini *Current month*	Kumulatif *Cum. Jan. to date*
03032600	Eels (Anguilla spp), frozen, excl fillets	0	55 432	0	91 522
03034100	Albacore or longfinned tunas (Thunnus alalunga), frozen, excluding fish fillets	183 656	183 656	560 151	560 151
03038914	Savalai hairtails,belanger's,reeve's&bigeye, frozen, excl. edible fish offal of subheadings 0303.91-99	0	27 076	0	57 631
03038919	Oth marine fish, frozen, excl. edible fish offal of subheadings 0303.91-99	133 875	133 875	258 814	258 814
03038929	Other fish, not marine fish, frozen, excl. edible fish offal of subheadings 0303.91-99	26 411	78 982	40 354	106 672
03044900	Fresh or chilled fillets of oth fish subheading 030441 - 030449	12 233	31 270	111 487	364 086
03048900	Frozen fillets of other fish	0	24 027	0	134 252
03057100	Shark fins, edible	0	230	0	2 308
03057219	Fish maws of oth fish	0	5 700	0	122 460
03061600	Cold-water shrimps and prawns (Pandalus spp, Crangon crangon), frozen, fit for human consumption	0	10 883	0	96 197
03074310	Cuttle fish (Sepia officinalis, Rossia macrosoma, Sepiola spp), squid (Ommastrephes spp, Loligo spp,etc), frozen	0	23 606	0	94 424
03075200	Octopus (Octopus spp), Frozen	0	1 517	0	9 909
03081920	Sea cucumbers (stichopus japonicus, holothuroidea), dried, salted or in brine	0	10 040	0	113 854
04100010	Birds nests, edible	198	198	700 879	700 879
05119190	Dead animals of chapter 1 or 3	0	11 550	0	73 343
07133190	Beans of sp Vigna mungo, Hepper/Vigna radiata, Wilczek, dried, shelled, won skinned or split, not for sowing	46 000	46 000	55 200	55 200
08134020	Tamarinds, dried, oth than that of headings 0801 to 0806, mixtures of nuts or dried fruits of this Chapter	0	38 900	0	5 268
09011110	Coffee Arabica WIB or Robusta OIB, not roasted, not decaffeinated	40 000	93 941	67 200	298 785
09081100	Nutmeg, neither crushed nor ground	0	6 700	0	71 604
12074010	Edible sesamum seeds	0	44 910	0	65 699
12119095	Agarwood (Gaharu) chips used primarily in not pharmacy, fresh,chilled,frozen/ dried, whether/ not cut, crushed/ powdered	9 320	9 320	21 361	21 361
13019040	Lac	0	5 400	0	6 303
15131100	Crude oil of coconut (copra) oil	78 650	78 650	135 981	135 981
16052990	oth prepared or preserved shrimps and prawns, nec in 16052100-16052930, in airtight container	11 220	14 070	125 458	144 667
16056100	Sea cucumbers, prepared and preserved	52 922	52 922	532 397	532 397
18061000	Cocoa powder, containing added sugar or oth sweetening matter	0	231 250	0	148 000
19021990	oth pasta, uncooked, not cont eggs	7	7	106	106
19042090	Prepared foods obtained from mixtures of unroasted cereal flakes and roasted cereal flakes or swelled cereals	8	8	134	134
19053110	Sweet biscuits, not containing cocoa	0	4	0	56
19059030	Cakes	0	6	0	96
19059090	oth baker wares	0	2	0	35
20052099	Oth potatoe in airtight container not frozn,not prep/presrv by vinegar/ace, not retail sale	7	7	104	104
20093900	oth juice of any oth single citrus fruit	4	4	67	67
21011110	Instant coffee	0	5	0	77
21012090	Oth extract,essence,concentrate, of tea or mate & prep milk powder and sugar	3	7	40	87
21039019	Oth mixed condiments and mixed seasonings	2	55	36	972
21039029	Oth mixed condiments and mixed seasonings	13	42	177	689
25070000	Kaolin and other kaolinic clays, whether or not calcined	0	20 000	0	5 825
28362000	Disodium carbonate	0	10 000	0	4 520
29241990	Other Acyclic amides (including acyclic carbamates) & their derivatives; salts thereof,other than HS29241110-29241910	10 480	10 480	9 441	9 441
33049990	Oth than anti-acne creams and oth face or skin creams & lotions	0	3	0	2 352
39206290	Film,foil&strip,of poly(ethylene terephthalate) & unreinforced, laminated,supported/similarly combined with oth materials.	0	4 252	0	11 452
39239090	Other articles for the conveyance or packing of goods, of plastics	483	483	20 003	20 003
40094290	Tubes, pipes and hoses, of vulcanised rubber other than 4009.42.10-20	0	128	0	945
40169999	Other articles of vulcanised rubber other than hard rubber, n.e.c in 4016	0	5	0	290
42021190	Cases & containers,suit-case/brief-case with outer surface of leather/composition leather,dimension more 56cmx45cmx25 cm	0	37	0	5 833

https://www.bps.go.id

I.8. RE-IMPOR MENURUT KOMODITI / *RE-IMPORT BY HS COMMODITY*
*** FEBRUARI/*FEBRUARY* 2022 ***

H S	Uraian Komoditi/*Commodity Description*	Berat bersih/*Net weight* (Kg)		Nilai/*Value CIF* (US$)	
		Bulan ini *Current month*	Kumulatif *Cum. Jan. to date*	Bulan ini *Current month*	Kumulatif *Cum. Jan. to date*
44013100	Sawdust and wood waste and scrap, agglomerated in logs, briquettes, pellets or similar forms, wood pellets	0	234 000	0	46 140
44029010	Wood charcoal of coconut shell, whether or not agglomerated.	0	41 940	0	46 201
44029090	Wood charcoal other of coconut shell, whether or not agglomerated.	0	45 800	0	9 968
44187900	Other assembled flooring panels	16 621	16 621	57 759	57 759
48114190	Gummed/adhesivePap&papboard,selfadhesive, except rolls, width?15cm/exceptRectangular(inclSquare)sheetsSide?36cm,unfolded	7 816	7 816	30 045	30 045
49019990	Printed books Other than educational, technical, scientific, historical or cultural books	4	4	25	25
57033090	Carpets and other textile floor coverings, tufted, won made up, not	1	1	3	3
62092030	Babies's t-shirts, shirts, pyjamas and similar articles, ofcotton	0	1	0	100
62105090	Other women's or girls' protective work garments (exc usedfor protection from fire/chemical subtances/radiation)	0	3	0	89
62160010	Protective work gloves, mittens and mitts	0	26	0	7 775
64029990	Oth footwear not cover the ankle&not incorp protct mtal toe-cap, rubber/plstc	2	2	138	138
68138900	Oth thn brake lining&pad of frictionmaterial&article,notcontaining asbestos	1 316	1 316	7 934	7 934
69119000	Oth household,toilet articles of porcelain/ china	218	218	1 402	1 402
74199999	Other articles of non copper	55	55	353	353
76051100	Aluminium wire not alloyed, of which the maximum cross-sectional dimension exceeds 7 mm	8 278	8 278	23 831	23 831
76101090	Aluminium structure for windows & their frames & thresholdsfor doors	0	12 014	0	55 336
84137099	Other water pumps with flow rate > 13,000 m3/h & inletdiameter > 200 mm, centrifugal type	0	2	0	145
84433191	Combination printer-copier-scanner-facsimile machines,capable of connect to an auto data proccess mach/to network	0	3 063	0	113 105
84433219	Dot matrix printers, non colour, capable of connect to an auto data processing mach/to a network	0	1 166	0	43 041
84659120	Oth sawing machines for scoring PCB/ PWB or PCB/PWB substrates, electrically operated	4 700	4 700	80 380	80 380
84779039	Parts of electric machine for working plastic&productsoth than lamination presses for manufacture of PCB/PWB	0	2 500	0	24 368
84781010	Machines for preparing or making up tobacco,electrically operated	0	13 000	0	129 238
84818099	Other fuel cut-off valves for vehicles of copper/alloy	0	29 700	0	71 976
85011049	Spindle motor DC oth than for AC,refrigerator,washing mach,electr. domestic appl.,storage water heater	0	4 728	0	43 579
85013140	Other motor DC oth than for AC,refrigerator,washng machine,elect.domestic appl.,storage water heater an ouput< = 750 W	0	30	0	278
85044090	Static converters other than UPS,battery chargers,invertersrectifiers	0	36	0	24 961
85129020	Parts of goods of lighting, sound signalor windscreen wpers, defroster&demisters	0	1 007	0	11 953
85158090	Oth electric mach & app for hot spraying of metals/sintered metal carbides	0	3	0	521
85299099	Oth printed circuit board;not assembled,for othermonitor and projectors	0	3	0	190
87042119	Motor vehicles for transport of good, diesel, g.v.w <= 5 tother refrigerated lorries (trucks), CKD	0	500	0	5 502
87141090	Other of motorcycles (including mopeds)	7 350	7 350	132 840	132 840
88031000	Propellers, rotors, parts thereofheading 8801 or 8802	0	250	0	850
88033000	Other parts of aeroplanes/helicoptersheading 8801 or 8802	0	3	0	400
90241010	Mach&appliances for testing metals,electrically operated	0	36	0	2 324
90262030	Oth measuring/checking pressure instruments, electrically operated	0	3	0	658
90279010	Parts&acc incl pca of head 9027,oth for gas/smoke analysis apparatus&microtomes	3	3	3 432	3 432
90281010	Gas meters of a kind mounted ingas containers	0	163	0	6 271
90309010	Parts and accessories/including printed circuit assemblies of goods , subheading 9030.40 or 9030.82	0	1	0	183
90319020	Oth part&acc for measuring/checking instrument appliance&machines,not elctrically operated	0	2	0	538
90328990	Oth automatic regulating/controlling instruments&app,not electrically operated	0	3	0	215
92029000	Oth string musical instruments(guitars) not played with a bow	0	581	0	5 020
94016100	Oth seats,with wooden frames,upholstered	0	1 418	0	11 218

https://www.bps.go.id

I.8. RE-IMPOR MENURUT KOMODITI / *RE-IMPORT BY HS COMMODITY*
***** FEBRUARI/*FEBRUARY* 2022 *****

H S	Uraian Komoditi/*Commodity Description*	Berat bersih/*Net weight* (Kg)		Nilai/*Value CIF* (US$)	
		Bulan ini *Current month*	Kumulatif *Cum. Jan. to date*	Bulan ini *Current month*	Kumulatif *Cum. Jan. to date*
94035000	Wooden furniture of a kind used in the bedroom	0	3 124	0	16 295
94036090	Oth wooden furniture,oth than fume cupboard	0	9 765	0	37 419
96121010	Ribbons of textile fabric	0	177	0	6 534
TOTAL RE-IMPORT		**651 856**	**1 717 052**	**2 977 532**	**5 395 384**

https://www.bps.go.id

K1. IMPOR KAWASAN BERIKAT / *BOUND ZONE IMPORT*
MENURUT GOLONGAN BARANG 2 DIJIT HS / *BY COMMODITY 2 DIGITS HS*
***** FEBRUARI/*FEBRUARY* 2022 *****

HS	Uraian golongan barang/*Group description*	Berat bersih/*Net weight* (Kg)		Nilai/*Value CIF* (US$)	
		Bulan ini *Current month*	Kumulatif *Cum. Jan. to*	Bulan ini *Current month*	Kumulatif *Cum. Jan. to*
02	Daging hewan	497 979	713 378	1 253 368	2 390 331
03	Ikan dan udang	4 530 240	7 961 623	19 014 926	33 748 368
04	Susu, mentega, telur	146 028	537 934	145 183	543 954
05	Produk hewani	68 287	156 712	3 881 523	8 824 477
06	Pohon hidup dan bunga potong	1 868	1 902	21 925	22 501
07	Sayuran	447 227	1 579 200	576 766	1 838 544
08	Buah-buahan	220 767	839 061	425 239	1 345 281
09	Kopi, teh, dan rempah-rempah	2 318 158	4 187 268	15 311 050	28 003 173
10	Serealia	50	93 613 050	172	34 682 360
11	Hasil penggilingan	1 826 765	5 462 030	748 575	2 205 629
12	Biji dan buah mengandung minyak	1 236 049	2 635 019	1 848 963	3 326 256
13	Lak,getah, damar	10 750	62 350	136 409	319 476
14	Bahan anyaman nabati	94 125	130 398	224 406	314 595
15	Lemak dan minyak hewan/nabati	8 542 450	10 096 718	15 629 154	18 070 334
16	Olahan dari Daging dan ikan olahan	122 968	185 900	641 520	1 323 389
17	Gula dan kembang gula	489 668 502	956 012 015	232 991 861	459 321 031
18	Kakao dan olahannya	19 472 795	35 895 980	45 939 416	85 006 294
19	Olahan dari tepung	376 584	1 219 785	892 628	2 539 281
20	Olahan dari buah/sayuran	80 511	393 539	139 443	702 537
21	Berbagai makanan olahan	100 868	410 451	511 435	1 507 907
22	Minuman, alkohol, dan cuka	366 514	1 091 488	655 888	1 081 683
23	Ampas/sisa industri makanan	80 000	180 060	8 920	21 151
24	Tembakau dan rokok	3 254 369	6 281 600	20 115 115	41 801 740
25	Garam, belerang, batu dan semen	211 518 488	367 733 704	24 343 751	56 646 391
26	Bijih, terak, dan abu logam	123 778 313	123 888 776	24 684 505	24 874 460
27	Bahan bakar mineral	255 332 027	591 788 531	102 672 002	266 219 286
28	Bahan kimia anorganik	49 284 155	150 416 478	44 262 957	109 703 577
29	Bahan kimia organik	105 272 914	191 532 303	101 120 374	193 140 684
30	Produk farmasi	3 160	6 101	442 312	531 695
31	Pupuk	1 977 659	3 651 062	1 300 906	2 086 434
32	Sari bahan samak dan celup	3 709 290	8 936 786	23 814 392	54 120 388
33	Minyak atsiri, kosmetik, dan wangi-wangian	250 374	496 632	10 218 135	18 354 477
34	Sabun dan preparat pembersih	2 297 779	4 648 618	6 905 713	13 361 944
35	Perekat, enzim	4 802 090	11 078 350	6 579 455	15 608 456
37	Barang fotografi/sinematografi	3 536	8 195	51 841	175 282
38	Berbagai produk kimia	16 486 328	43 737 560	32 769 141	77 628 949
39	Plastik dan barang dari plastik	70 423 939	165 756 588	194 392 515	465 822 744
40	Karet dan barang dari karet	27 481 498	59 824 942	84 028 156	181 832 889
41	Jangat, kulit mentah/samak	3 095 392	6 856 147	26 987 266	69 300 439
42	Barang dari kulit samak	512 221	1 436 964	1 828 150	4 674 114
43	Kulit berbulu dan barang daripadanya	8 555	26 723	332 020	569 820
44	Kayu dan barang dari kayu	14 769 242	30 742 462	17 406 366	34 308 829
45	Gabus dan barang dari gabus	21 535	78 439	339 496	1 278 776
46	Barang anyaman	5 548	10 394	109 145	190 544
47	Pulp dari kayu	34 845 640	70 376 319	22 776 165	47 457 389
48	Kertas, karton dan barang daripadanya	13 108 549	32 536 991	30 311 917	82 792 520
49	Produk industri percetakan	203 794	444 784	3 149 953	8 200 031
50	Sutra	3 518	9 383	80 666	159 191
51	Wol, bulu hewan	188 586	398 109	5 384 607	12 923 555
52	Kapas	24 869 025	53 378 225	105 552 929	244 566 712
53	Serat tekstil nabati lainnya	646 625	1 631 770	6 485 407	19 655 464
54	Filamen buatan	6 506 784	18 715 342	62 800 469	180 308 345
55	Serat stapel buatan	13 936 902	31 516 425	44 503 135	115 530 855
56	Kain kempa, benang khusus, benang pintal	3 303 261	7 491 088	18 011 827	48 530 365
57	Karpet dan tekstil penutup lantai lainnya	88 882	216 753	406 820	892 174
58	Kain tenunan khusus	1 340 087	3 492 842	21 748 026	57 396 265
59	Kain tekstil dilapisi atau dilaminasi	3 457 660	9 056 371	33 940 349	88 915 247
60	Kain rajutan	14 149 274	36 330 891	127 557 623	330 432 850
61	Pakaian dan aksesorinya (rajutan)	234 859	583 377	2 587 101	5 981 442
62	Pakaian dan aksesorinya (bukan rajutan)	152 748	517 590	3 069 166	10 398 960
63	Barang tekstil jadi lainnya	335 104	877 644	2 391 437	5 812 085
64	Alas kaki	2 173 075	4 958 017	30 220 126	71 891 288
65	Tutup kepala dan bagiannya	45 590	86 947	459 398	940 548
66	Payung, tongkat dan bagiannya	13 349	39 648	16 068	44 374
67	Barang dari bulu unggas, bunga artifisial, wig	109 367	272 680	1 448 886	3 410 758
68	Barang dari batu, semen, asbes, atau mika	2 759 565	5 671 510	3 712 280	9 444 786
69	Produk keramik	9 647 849	17 534 279	8 727 799	15 630 843
70	Kaca dan barang dari kaca	2 685 733	5 154 775	4 557 167	10 319 174

https://www.bps.go.id

K1. IMPOR KAWASAN BERIKAT / *BOUND ZONE IMPORT*
MENURUT GOLONGAN BARANG 2 DIJIT HS / *BY COMMODITY 2 DIGITS HS*
***** FEBRUARI/*FEBRUARY* 2022 *****

HS	Uraian golongan barang/*Group description*	Berat bersih/*Net weight* (Kg)		Nilai/*Value CIF* (US$)	
		Bulan ini *Current month*	Kumulatif *Cum. Jan. to*	Bulan ini *Current month*	Kumulatif *Cum. Jan. to*
71	Logam mulia, perhiasan/permata	45 447	100 840	13 537 881	24 302 167
72	Besi dan baja	223 136 463	505 222 077	294 649 929	742 009 757
73	Barang dari besi dan baja	26 074 639	68 582 981	76 706 057	193 140 509
74	Tembaga dan barang dari padanya	7 376 910	14 050 196	63 799 605	122 627 825
75	Nikel dan barang dari padanya	195 552	436 352	4 242 571	9 813 888
76	Aluminium dan barang dari padanya	5 717 736	11 941 670	32 972 847	65 468 484
78	Timbal dan barang dari padanya	219 495	944 200	555 786	2 440 618
79	Seng dan barang dari padanya	2 676 443	6 340 891	9 275 313	21 450 606
80	Timah dan barang dari padanya	14 910	35 997	832 616	1 902 613
81	Logam tidak mulia lainnya	40 292	80 929	5 431 209	11 431 033
82	Perkakas dan peralatan dari logam tidak mulia	747 418	1 855 099	8 963 960	18 217 413
83	Berbagai barang logam tidak mulia	2 672 460	7 009 399	18 026 436	50 810 555
84	Mesin dan peralatan mekanis	43 942 650	109 904 943	384 756 096	903 274 674
85	Mesin dan perlengkapan elektrik	20 802 083	46 402 193	624 823 688	1 365 130 578
86	Kereta api, trem, dan bagiannya	44 080	195 957	246 247	657 478
87	Kendaraan dan bagiannya	6 804 805	15 083 050	33 922 983	87 573 220
88	Kendaraan udara dan bagiannya	7 249	13 910	2 571 690	5 986 743
89	Kapal, perahu, dan struktur terapung	71 037	134 418	859 636	2 921 378
90	Perangkat optik, fotografi, sinematografi, medis	574 683	1 500 401	27 079 774	61 146 406
91	Jam dan arloji serta bagiannya	20 942	42 854	136 203	324 609
92	Instrumen musik dan bagiannya	672 038	1 717 704	12 331 115	28 726 141
93	Senjata dan amunisi serta bagiannya	0	397	0	325 641
94	Perabotan dan alat penerangan	2 691 361	5 926 765	8 419 564	17 974 808
95	Mainan, permainan, dan keperluan olah raga	210 851	540 392	1 501 343	3 726 900
96	Berbagai barang buatan pabrik	700 987	2 116 794	10 506 957	32 217 589
97	Karya seni, barang kolektor, dan barang antik	537	6 701	7 907	48 644
99	Piranti lunak, barang digital dan barang kiriman	199	201	14 596	14 831
	TOTAL IMPOR KAWASAN BERIKAT	**1 904 764 990**	**3 993 782 287**	**3 241 773 813**	**7 464 670 799**

https://www.bps.go.id

K2. IMPOR KAWASAN BERIKAT / *BOUND ZONE IMPORT*
MENURUT GOLONGAN BARANG SITC / *BY SITC COMMODITY GROUP*
***** FEBRUARI/*FEBRUARY* 2022 *****

SITC	Uraian golongan barang/*Group description*	Berat bersih/*Net weight* (Kg)		Nilai/*Value CIF* (US$)	
		Bulan ini *Current month*	Kumulatif *Cum. Jan. to*	Bulan ini *Current month*	Kumulatif *Cum. Jan. to*
	A. By Commodity 1 Dijit SITC				
0	Food and Live Animals	518 085 062	1 103 887 062	317 890 540	653 104 803
1	Beverages and Tobacco	3 606 837	7 349 723	20 741 905	42 824 275
2	Crude Materials, Inedible	427 712 447	669 105 879	197 702 999	395 790 223
3	Mineral Fuels, Lubricants, etc.	255 332 027	591 788 487	102 672 002	266 217 993
4	Animal & Vegetable Oils/Fats	8 542 447	10 096 715	15 629 152	18 070 332
5	Chemicals	244 295 120	555 803 645	376 614 169	840 257 066
6	Manufactured Goods	360 126 278	845 667 504	1 003 122 538	2 493 048 895
7	Machinery and Transportation Equipments	71 756 907	171 676 973	1 043 731 332	2 354 969 608
8	Miscellaneous Manufactured Articles	15 297 799	38 384 568	155 613 976	387 800 103
9	Special Commodities and Transaction	10 066	21 731	8 055 200	12 587 501
	B. By Commodity 2 Dijit SITC				
01	Meat and meat preparations	517 524	750 923	1 367 272	2 520 975
02	Dairy product and eggs	146 028	537 934	145 183	543 954
03	Fish, crustaceans,molluscs and their preparations	4 633 663	8 109 978	19 542 542	34 941 113
04	Cereals and cereal preparations	253 465	94 524 824	513 826	36 187 888
05	Fruits and vegetables	745 042	2 773 937	1 133 030	3 847 060
06	Sugar, sugar preparations, and honey	489 668 763	956 012 276	232 992 787	459 321 957
07	Coffee, tea, cocoa, and spices	21 791 448	40 088 007	61 259 882	113 061 563
08	Feeding stuff for animals	80 825	181 053	36 145	53 920
09	Miscellaneous food preparations	248 304	908 130	899 873	2 626 373
11	Beverages	352 468	1 068 123	626 790	1 022 535
12	Tobacco and tobacco manufactured	3 254 369	6 281 600	20 115 115	41 801 740
21	Hides, skins and furskins	1	9 801	1	106 400
22	Oil seeds, nuts, and kernels	850 243	2 093 084	868 839	1 946 989
23	Crude rubber	13 578 668	31 081 628	31 638 945	70 178 291
24	Wood, lumber, and cork	7 226 317	14 220 244	9 058 603	16 512 466
25	Pulp and waste paper	34 845 640	70 376 319	22 776 165	47 457 389
26	Textile fibres and their waste	30 736 307	62 002 991	74 456 907	154 226 581
27	Crude fertilizers and crude minerals	210 987 947	349 121 052	25 123 180	56 143 084
28	Metalliferous ores and metal scraps	128 927 313	139 308 456	28 563 197	38 391 476
29	Crude animals and vegetable materials, nes	560 011	892 304	5 217 162	10 827 547
32	Coal, coke, and briquettes	195 729 000	284 656 160	53 124 132	85 620 827
33	Petroleum and petroleum products	59 599 725	307 129 025	49 523 520	180 572 816
34	Gas; natural and manufactured	3 302	3 302	24 350	24 350
41	Animal oils and fats	0	7	0	507
42	Fixed vegetable oils/fats	8 038 986	9 092 694	15 001 799	16 790 037
43	Animal vegetable oils/fats	503 461	1 004 014	627 353	1 279 788
51	Organic chemicals	105 456 786	192 206 381	101 083 367	193 203 742
52	Inorganic chemicals	48 781 881	149 121 858	43 735 079	108 329 813
53	Dyeing,tanning, and colouring materials	3 760 663	9 000 526	19 257 699	46 126 388
54	Medical and pharmaceutical products	15 278	28 734	1 244 835	2 057 239
55	Essential oils and perfumery materials	1 626 612	3 305 895	13 865 329	25 696 334
56	Manufactured fertilizers	1 977 659	3 651 062	1 300 906	2 086 434
57	Plastics in primary forms	56 651 154	132 192 382	114 363 954	266 811 989
58	Plastics in non-primary forms	7 850 451	18 322 741	45 607 622	110 655 055
59	Chemical materials and its products, nes	18 174 636	47 974 066	36 155 378	85 290 072
61	Leather, leather med, nes	3 109 277	6 896 927	27 514 751	70 395 422
62	Rubber manufactured, nes	13 841 313	28 534 096	52 261 334	109 910 433
63	Wood and cork manufactured	7 564 460	16 600 657	8 687 259	19 075 139
64	Paper, paperboard, and manufactured thereof	12 610 094	31 064 809	23 312 146	60 737 494
65	Textile yarns, fabrics, and their products	38 312 060	101 589 457	355 137 606	952 460 828
66	Non metalic minerals manufactured	20 641 493	59 050 950	21 491 183	48 540 525
67	Iron and steel	234 396 041	532 467 838	335 693 661	834 114 901
68	Non ferrous metals	14 005 523	28 725 136	108 077 936	210 308 165
69	Manufactured of metal, nes	15 646 017	40 737 634	70 946 662	187 505 988
71	Power generating machine and equipments	7 172 498	17 143 865	76 976 251	155 934 705
72	Machinery specialized for particular industry	16 372 411	45 039 924	166 075 441	394 933 289
73	Metalworking machinery	1 498 437	3 210 214	11 925 275	30 564 912
74	General industrial machinery and equipments	26 867 355	60 643 458	150 020 454	359 849 378
75	Office machinery and automatic data processing	794 696	1 547 119	14 624 781	34 026 677
76	Telecommunication and reproducers apparatus	2 689 675	5 897 595	114 778 567	244 984 198
77	Electrical machinery and apparatus	9 498 334	23 390 055	471 927 694	1 039 085 776
78	Road vehicles	6 784 483	14 655 623	33 849 523	86 554 603

https://www.bps.go.id

K2. IMPOR KAWASAN BERIKAT / *BOUND ZONE IMPORT*
MENURUT GOLONGAN BARANG SITC / *BY SITC COMMODITY GROUP*
***** FEBRUARI/*FEBRUARY* 2022 *****

SITC	Uraian golongan barang/*Group description*	Berat bersih/*Net weight* (Kg)		Nilai/*Value CIF* (US$)	
		Bulan ini *Current month*	Kumulatif *Cum. Jan. to*	Bulan ini *Current month*	Kumulatif *Cum. Jan. to*
79	Other transportation equipments	79 018	149 120	3 553 346	9 036 070
81	Sanitary, plumbing, and fittings	590 615	1 310 584	2 170 516	4 657 944
82	Furniture	2 126 647	4 807 208	6 445 558	14 005 731
83	Traveling goods	442 701	1 204 226	1 316 736	3 037 045
84	Clothing	741 700	2 212 610	8 311 495	26 184 670
85	Footwear	2 173 075	4 958 017	30 220 126	71 891 288
87	Professional, scientific, and contractor instruments	543 293	1 426 703	23 086 532	52 288 437
88	Photographic apparatus, equipments and optics	64 051	138 028	4 083 534	9 164 499
89	Miscellaneous manufactured articles	8 615 717	22 327 192	79 979 479	206 570 489
97	Gold; non monetary	10 066	21 731	8 055 200	12 587 501
	C. By Commodity 3 Dijit SITC				
011	Meat Of Bovine Animals Fresh, Chilled Or Frozen	326 719	490 056	932 265	1 718 639
012	Other Meat, Other Edible Meat Offal, Fresh, Chilled Or Frozen	190 359	242 421	429 161	779 750
016	Meat And Edible Meat Offal, Salted, Dried, Edible Flour Of Meat	101	101	662	662
017	Meat And Edible Meat Offal, Prepared Or Preserved	345	18 345	5 184	21 924
022	Milk,cream, And Milk Products Other Than Butter Or Cheese	145 698	537 604	140 836	539 607
023	Butter And Other Fats From Milk	85	85	1 047	1 047
024	Cheese And Curds	245	245	3 300	3 300
034	Fish, Fresh, Chilled Or Frozen	3 516 349	5 947 524	12 601 965	21 180 864
035	Fish, Dried Salted Or In Brine; Smoked Fish	5	5	137	137
036	Crustaceans, Molluscs, And Aquatic Invertebrates	994 686	1 994 894	6 304 104	12 458 647
037	Fish, Crustaceans, Molluscs, And Other Aquatic Invertebrates; Pr	122 623	167 555	636 336	1 301 465
041	Wheat And Meslin, Unmilled	0	93 613 000	0	34 682 188
045	Cereals, Unmilled	50	50	172	172
046	Meal And Flour Of Wheat And Flour Of Meslin	21 530	150 795	11 312	78 857
048	Cereal Preparations And Preparations Of Flours/starchs Of Fruit	231 885	760 979	502 342	1 426 671
054	Vegetables, Fresh, Chilled, Frozen Or Simply Preserved	395 131	1 446 864	437 086	1 487 808
056	Vegetables, Roots And Tubers, Prepared Or Preserved Nes	100 958	383 325	206 525	672 296
057	Fruit And Nut; Fresh Or Dried	220 767	839 061	425 239	1 345 281
058	Fruits, Preserved And Preparations	24 146	82 571	59 021	231 140
059	Fruit And Vegetable Juices	4 040	22 116	5 159	110 535
061	Sugar, Molasses, And Honey	489 667 480	956 004 817	232 983 517	459 290 947
062	Sugar Confectionery	1 283	7 459	9 270	31 010
071	Coffee And Coffee Substitutes	566	1 428	11 015	15 805
072	Cocoa	19 442 079	35 851 559	45 792 423	84 798 593
073	Chocolate And Other Food Preparations Containing Cocoa	30 716	44 421	146 993	207 701
074	Tea And Mate	539 419	750 520	1 241 537	1 780 104
075	Spices	1 778 668	3 440 079	14 067 914	26 259 360
081	Feeding Stuff For Animals	80 825	181 053	36 145	53 920
091	Margarine And Shortening	3	3	2	2
098	Edible Products And Preparations	248 301	908 127	899 871	2 626 371
111	Non-alcoholic Beverages, Nes	169 626	877 781	92 677	460 297
112	Alcoholic Beverages	182 842	190 342	534 113	562 238
121	Tobacco, Unmanufactured And Refused	2 293 677	4 292 006	11 846 630	24 382 652
122	Tobacco, Manufactured	960 692	1 989 594	8 268 485	17 419 088
211	Hides And Skins, Raw	1	9 801	1	106 400
222	Oil Seeds Use For Extraction Ofsoft Fixed Vegetable Oils	850 243	2 093 084	868 839	1 946 989
231	Natural Rubber Latex;natural Rubber And Similar Natural Gums	2 283 609	4 741 164	3 545 335	7 372 065
232	Synthetic Rubber Latex, Synthetic/reclaimed Rubber	11 295 059	26 340 464	28 093 610	62 806 226
244	Cork,natural,raw And Waste	3 058	4 458	26 528	46 370
245	Fuel Wood And Wood Charcoal	1	3	1	2
246	Wood In Chips Or Particles And Waste	18 237	28 705	110 716	176 367
247	Wood In The Rough Or Roughly Squared	910 453	2 478 816	422 225	1 109 099
248	Wood,simply Worked And Railway Sleeper Of Wood	6 294 568	11 708 262	8 499 133	15 180 628
251	Pulp And Waste Paper	34 845 640	70 376 319	22 776 165	47 457 389
263	Cotton	18 972 616	36 207 683	50 594 689	93 775 206
264	Jute And Other Textile Bast Fibres	330 800	532 600	465 592	783 476
265	Vegetable Textile Fibres,raw Or Processed;waste Of These Fibres	17 546	18 012	83 344	86 075
266	Synthetic Fibres Suitable For Spinning	7 226 855	16 039 462	11 871 762	36 013 076
267	Other Man-made Fibres Suitable For Spinning And Waste	4 126 109	9 127 195	10 808 595	22 708 369

https://www.bps.go.id

K2. IMPOR KAWASAN BERIKAT / *BOUND ZONE IMPORT*
MENURUT GOLONGAN BARANG SITC / *BY SITC COMMODITY GROUP*
***** FEBRUARI/*FEBRUARY* 2022 *****

SITC	Uraian golongan barang/*Group description*	Berat bersih/*Net weight* (Kg)		Nilai/*Value CIF* (US$)	
		Bulan ini *Current month*	Kumulatif *Cum. Jan. to*	Bulan ini *Current month*	Kumulatif *Cum. Jan. to*
268	Wool And Other Animal Hair	61 797	71 890	623 634	766 655
269	Old Clothing And Other Old Textile Articles; Rags	584	6 149	9 291	93 724
272	Fertilizers, Crude	120 000	120 177	145 740	157 948
273	Stone, Sand And Gravel	62 200 915	77 843 107	1 805 006	2 467 843
274	Sulphur And Unroasted Iron Pyrites	44 057 576	88 336 606	15 200 187	28 697 402
277	Natural Abrasives	1 339 629	2 147 813	1 317 871	2 751 996
278	Other Crude Minerals	103 269 827	180 673 349	6 654 376	22 067 895
281	Iron Ore And Concentrates	24	24	624	624
282	Waste And Scrap Metal Of Iron/steel	4 287 543	13 667 326	2 247 319	10 543 223
283	Copper Ores And Concentrates	0	84	0	1 175
284	Nickel Ores And Concentrates	172	172	4 683	4 683
285	Aluminium Ores And Concentrates	547 842	1 365 185	544 879	1 403 506
287	Ores And Concentrates Of Basemetals	123 711 503	123 796 964	24 655 633	24 832 688
288	Non-ferrous Base Metal Waste And Scraps	380 228	478 700	1 110 009	1 605 527
289	#N/A	1	1	50	50
291	Crude Animal Materials	68 287	156 712	3 881 523	8 824 477
292	Crude Vegetable Materials	491 724	735 592	1 335 639	2 003 070
321	Coals, Pulverized Or Not	185 833 000	274 306 000	49 516 188	81 758 956
325	Coke And Semi Coke Of Coal/lignite/peat	9 896 000	10 350 160	3 607 944	3 861 871
334	Petroleum Products, Refined	50 580 812	291 483 438	44 042 237	170 767 071
335	Residual Petroleum Products, And Related Materials	9 018 913	15 645 587	5 481 283	9 805 745
344	Petroleum Gases And Other Gas	3 302	3 302	24 350	24 350
411	Animal Oils And Fats	0	7	0	507
421	Fixed Vegetable Fats And Oils Soft,crude,refined Or Fractioned	638 498	1 692 169	1 123 461	2 911 313
422	Fixed Vegetable Fats And Oils Solid,crude,refined Or Fractioned	7 400 488	7 400 525	13 878 338	13 878 724
431	Animal And Vegetable Oil; Fat Processed And Their Wax	503 461	1 004 014	627 353	1 279 788
511	Hydrocarbon And Their Halogenated, Nitrated Derivatives	28 118 333	31 498 798	25 531 115	29 118 114
512	Alcohols,phenols,phenol-alcohols And Their Halogenated	65 082 579	132 767 193	37 163 997	76 393 193
513	Carboxylic Acids,and Their Anhydrides,halides,peroxides	6 907 112	13 963 376	10 496 048	23 435 804
514	Nitrogen-function Compounds	2 167 127	6 923 615	8 099 337	22 914 650
515	Organo-inorganic And Heterocyclic Compounds	2 478 539	4 909 746	17 392 959	34 776 214
516	Other Organic Chemicals	703 096	2 143 653	2 399 911	6 565 767
522	Inorganic Chemical Elements, Oxides And Halogen Salts	43 602 578	136 041 189	38 106 386	96 121 796
523	Metallicsalts And Peroxysalts	3 968 791	9 337 910	4 104 430	8 331 238
524	Other Inorganic Chemicals;chemical Compound Of Precious Met	1 190 461	3 702 418	1 482 632	3 767 571
525	Radioactive And Associated Materials	20 051	40 341	41 631	109 208
531	Synthetic Organic; Colouring Matter	1 614 991	2 986 565	8 703 836	17 858 340
532	Dyeing/tanning Extracts And Synthetic Tanning Materials	78 830	181 900	109 606	253 899
533	Pigments, Paints, Varnishes, And Related Materials	2 066 842	5 832 061	10 444 257	28 014 149
541	Medicinal And Pharmaceutical Products	14 638	27 941	851 124	1 628 884
542	Medicaments, Including Veterinary Medicaments	640	793	393 711	428 355
551	Essential Oils, Perfumes, And Flavour Materials	140 808	308 567	1 977 943	4 751 127
553	Perfumery, Cosmetics, And Toilet Preparations	109 566	188 065	8 240 192	13 603 350
554	Soap,cleansing And Polishing Preparations	1 376 238	2 809 263	3 647 194	7 341 857
562	Fertilizers, Manufactured	1 977 659	3 651 062	1 300 906	2 086 434
571	Polymers Of Ethylene In Primary Forms	16 141 969	42 064 053	31 478 647	79 535 468
572	Polimers Of Styrene In Primary Forms	5 598 343	12 922 890	12 732 116	30 845 752
573	Polimers Of Vinyl Chloride In Primary Forms	1 390 104	3 643 568	3 813 053	10 011 780
574	Poliacetals And Polycarbons In Primary Forms	8 636 306	17 978 800	22 584 749	47 083 377
575	Other Plastics In Primary Forms	12 783 729	29 516 564	36 037 626	82 854 159
579	Waste And Scrap Of Plastics	12 100 703	26 066 507	7 717 763	16 481 453
581	Tubes, Pipes, And Hoses Of Plastics	872 751	1 599 807	4 771 309	8 161 168
582	Plates, Sheets, And Film Of Plastics	6 956 415	16 611 482	40 660 285	101 771 606
583	Monofilament And Rod Of Plastics	21 285	111 452	176 028	722 281
591	Disinfectants, Insecticides, And Fungicides Put In Forms	237 665	514 621	1 673 137	3 670 066
592	Starches, Inulin, And Wheat Glutenal Buminoidal Subtances; Glu	6 566 729	16 323 901	6 869 962	17 187 087
597	Additive For Mineral Oils	892 175	1 743 674	3 531 046	6 176 254
598	Miscellaneous Chemical Products	10 478 067	29 391 869	24 081 233	58 256 664
599	Residuall Products Of The Chemical Or Allied Industries, N.e.s	0	1	0	1
611	Leathers	3 095 391	6 846 346	26 987 265	69 194 039
612	Manufactures And Composition Leathers	10 027	42 810	202 502	689 852

https://www.bps.go.id

K2. IMPOR KAWASAN BERIKAT / *BOUND ZONE IMPORT*
MENURUT GOLONGAN BARANG SITC / *BY SITC COMMODITY GROUP*
***** FEBRUARI/*FEBRUARY* 2022 *****

SITC	Uraian golongan barang/*Group description*	Berat bersih/*Net weight* (Kg)		Nilai/*Value CIF* (US$)	
		Bulan ini *Current month*	Kumulatif *Cum. Jan. to*	Bulan ini *Current month*	Kumulatif *Cum. Jan. to*
613	Furskins, Tanned Or Dressed	3 859	7 771	324 984	511 531
621	Materials Of Rubber	496 533	1 251 474	3 294 736	8 431 248
625	Rubber Tyre,tyre Cases,tyre Treads,inner Tubes, And Tyre Flaps	12 357 480	25 280 968	40 304 703	84 523 165
629	Articles Of Rubbers	987 300	2 001 654	8 661 895	16 956 020
633	Cork Manufactures	18 477	73 981	312 968	1 232 406
634	Veneers,plywood,improved/reconstituted Wood Worked	7 150 245	15 714 526	7 031 578	15 268 944
635	Wood Manufactures	395 738	812 150	1 342 713	2 573 789
641	Papers And Paperboards	8 453 211	19 610 509	12 023 718	29 684 449
642	Paper And Paperboard Cut To Size/shape And Article Of Papers	4 156 883	11 454 300	11 288 428	31 053 045
651	Textile Yarns	5 717 129	15 474 853	25 044 312	69 920 860
652	Cotton Fabrics, Woven	4 177 988	11 352 413	46 913 063	121 693 564
653	Fabrics, Woven, Of Man-made Fibres	5 509 140	16 206 166	70 450 119	201 960 533
654	Textile Fabrics, Woven, Other Than Of Cotton Or Man-made Fibr	535 189	1 649 221	11 242 110	32 006 286
655	Knitted Or Crochetted Fabrics	14 149 274	36 330 891	127 557 623	330 432 850
656	Tulle,lace,enbroidery,ribbons,trimmings And Other Small Wares	1 010 842	2 883 139	18 693 151	51 536 972
657	Special Yarns,textile Fabrics	6 789 078	16 604 121	52 448 150	138 295 410
658	Made-up Articles, Wholly/chiefly Of Textile Materials	334 520	871 495	2 382 146	5 718 361
659	Floor Coverings	88 900	217 158	406 932	895 992
661	Lime,cement And Fabricated Construction Materials	1 087 875	19 638 368	355 796	3 172 504
662	Clay And Refactory Construction Materials	14 640 295	29 680 991	12 667 436	25 481 964
663	Mineral Manufactures	2 434 432	4 990 640	4 346 618	10 486 775
664	Glass	2 317 969	4 349 878	2 947 213	6 477 603
665	Glassware	160 156	360 011	1 080 343	2 683 320
666	Pottery	352	28 616	1 415	52 824
667	Pearl, Precious And Semi Precious Stones	414	2 446	92 362	185 535
671	Pig Iron,spiegeleisen,sponge Iron, And Ferro-alloys	82 511 946	226 629 905	153 781 430	434 926 410
672	Ingots And Other Iron/steel In Primary Forms	66 780 048	95 909 602	48 685 003	75 765 155
673	Flat Rolled Products, Not Clad	20 043 872	54 986 174	22 406 099	58 501 128
674	Flat Rolled Products, Clad Or Plated	15 877 964	40 668 796	22 280 706	57 998 401
675	Flat Rolled Products And Alloy Steels	9 325 030	22 568 977	15 986 330	37 094 280
676	Iron/steel Bars, Rods, Angels, Shaped And Sections	22 780 530	46 616 292	24 682 027	54 036 684
677	Rail/railway And Tractor Construction Of Iron/steel Materials	8 304	27 804	26 527	88 822
678	Wire Of Iron/steel	2 278 592	5 125 789	5 439 329	14 225 082
679	Tubes, Pipes, Hollow Profile, Pipe Fitting Of Iron/steel	14 789 755	39 934 499	42 406 210	101 478 939
681	Silver, Platinum, And Other Metal Of The Platinum Groups	22 752	43 783	3 140 393	6 370 266
682	Copper	6 973 438	12 973 742	60 389 113	111 863 942
683	Nickel	191 408	427 678	4 135 810	9 515 809
684	Alumunium	4 071 426	8 272 441	25 195 832	47 293 420
685	Lead	218 998	933 733	531 059	2 253 804
686	Zinc	2 506 204	6 021 655	8 806 397	20 630 018
687	Tin	11 984	32 714	677 064	1 722 984
689	Miscellaneous Non-ferrous Basemetals Employed In Metallurgy	9 313	19 390	5 202 268	10 657 922
691	Structuctures And Parts Of Iron/steel Or Aluminium	5 650 562	12 750 675	11 750 597	36 059 276
692	Metal Containers For Storage And Transportations	1 065 573	2 616 005	4 089 693	8 518 867
693	Wire Products And Fencing Grills	1 519 363	4 651 132	2 913 121	10 195 224
694	Nails, Screws, Nuts, Bolts, Rivets Of Iron/steel Or Copper	1 316 055	3 251 842	11 372 922	26 507 520
695	Tools For Used In The Hand Or In Machines	732 559	1 806 130	8 751 596	17 841 681
696	Cutlery	14 815	48 882	212 160	374 670
697	Household Equipment Of Base Metals	101 454	408 395	420 627	2 302 810
699	Manufactures Of Base Metals	5 245 636	15 204 573	31 435 946	85 705 940
711	Steam And Other Vapour Generating Boilers And Parts	1 563 655	5 858 174	31 413 588	64 851 689
712	Steam Or Other Generating Boilers And Parts	1 020 182	2 986 624	6 019 297	11 123 318
713	Internal Combustion Piston Engines And Parts	1 140 753	2 301 377	6 335 707	14 670 160
714	Engines And Motors, Non-electric And Parts	35 669	93 200	7 284 391	19 012 601
716	Rotating Electric Plants And Parts	3 176 317	5 448 967	21 689 150	39 905 122
718	Other Power Generating Machines And Parts	235 922	455 523	4 234 118	6 371 815
721	Agricultural Machinery And Parts	49 691	145 902	851 302	2 076 038
722	Tractors	20 475	20 475	146 978	146 978
723	Civil Engineering And Contractor Plants And Equipments/parts	6 476 775	17 022 244	44 690 213	105 845 085
724	Textile/leather Machinery And Parts	1 864 023	6 117 098	22 815 576	70 141 998
725	Papermill/pulpmill Machinery And Paper Cutting Machines	896 569	1 942 243	35 134 836	69 386 235

https://www.bps.go.id

K2. IMPOR KAWASAN BERIKAT / *BOUND ZONE IMPORT*
MENURUT GOLONGAN BARANG SITC / *BY SITC COMMODITY GROUP*
***** FEBRUARI/*FEBRUARY* 2022 *****

SITC	Uraian golongan barang/*Group description*	Berat bersih/*Net weight* (Kg)		Nilai/*Value CIF* (US$)	
		Bulan ini *Current month*	Kumulatif *Cum. Jan. to*	Bulan ini *Current month*	Kumulatif *Cum. Jan. to*
726	Printing/book Binding Machinery And Parts	276 963	439 833	17 578 118	36 182 964
727	Food Processing Machines And Parts	737 524	1 411 930	8 330 811	14 800 569
728	Other Machines And Equipment Specialized For Particular Indust	6 050 391	17 940 199	36 527 607	96 353 422
731	Machine Tools By Removing Metal	499 123	1 080 810	3 156 517	8 424 433
733	Machine Tool For Working Metals	308 291	841 133	3 398 977	8 409 587
735	Parts Of Machine Tools	72 163	185 531	2 143 912	5 473 639
737	Metalworking Machinery And Parts	618 860	1 102 740	3 225 869	8 257 253
741	Heating And Cooling Equipments And Parts	10 996 713	24 621 824	38 887 858	91 951 739
742	Pumps For Liquid And Parts	900 601	1 961 924	11 529 199	26 057 596
743	Pumps, Compressors, Fans, Blowers, Centrifuges, And Parts	2 058 306	6 857 635	13 382 815	43 989 926
744	Mechanical Handling Equipments And Parts	7 795 229	16 901 905	30 248 344	73 595 434
745	Other Non-electical Machinery, Tools, And Mechanical Apparatu	525 140	1 224 590	6 032 739	23 692 156
746	Ball Or Roller Bearings	365 134	854 207	3 706 979	8 551 704
747	Taps, Cocks, And Valves For Pipes	2 301 101	4 516 617	19 241 724	38 709 543
748	Transmission Shafts And Cranks	1 219 468	2 117 253	12 393 452	20 241 404
749	Non-electric Parts And Accessories Of Machineries	705 663	1 587 503	14 597 344	33 059 876
751	Office Machines	60 096	149 432	1 261 156	2 299 788
752	Automatic Data Processing Machines And Their Units	453 871	686 597	4 580 112	7 925 146
759	Parts And Accessories For Machine Of Heading 751 Or 752	280 729	711 090	8 783 513	23 801 743
761	Television Receivers	39 368	79 379	695 593	1 530 550
762	Radio Broadcast Receivers	510	1 944	18 701	34 980
763	Sound Recorders Or Reproducers	2 921	4 600	121 253	227 224
764	Telecomunication Equipments And Parts	2 646 876	5 811 672	113 943 020	243 191 444
771	Electric Power Machinery And Parts	1 406 029	3 721 677	24 296 536	55 888 134
772	Electrical Apparatus For Making And Breaking Electrical Circuits	2 532 897	6 157 335	92 913 354	214 762 175
773	Equipment For Distributing Electricity	1 863 990	5 363 288	25 688 795	66 382 486
774	Electrical Apparatus For Medical Purposes And Radiological Appa	1 044	1 055	35 646	52 632
775	Household Type, Electrical/non-electrical Equipments	494 176	989 185	13 161 867	28 382 440
776	Thermionic, Cold Cathode, And Photo Cathode Valves/tubes	661 387	1 527 549	254 737 809	550 589 513
778	Electrical Machinery And Apparatus	2 538 811	5 629 966	61 093 687	123 028 396
781	Passengger Motor Cars	27 133	68 143	737 641	1 689 932
782	Motor Vehicle For The Transportation Of Goods	1 674 240	3 564 229	12 300 930	36 403 052
784	Parts And Accessories Of The Motor Vehicles	1 575 744	3 605 300	8 705 420	21 982 912
785	Motorcycles, Scooters, And Other Cycles Motorized/non Motoriz	2 275 220	4 981 783	10 158 926	22 474 586
786	Trailers And Other Vehicles, Not Motorized	1 232 146	2 436 168	1 946 606	4 004 121
791	Railway Vehicles And Associated Equipments	1 995	2 055	122 254	128 183
792	Aircraft And Associated Equipments And Parts	5 986	12 647	2 571 456	5 986 509
793	Ships, Boats, And Floating Structures	71 037	134 418	859 636	2 921 378
811	Prefabricated Buildings	41 996	210 127	273 782	1 036 170
812	Sanitary, Plumbing, Heating, And Lighting Fixtures/fittings	23 218	170 739	171 265	561 039
813	Lighting Fixtures And Fittings	525 401	929 718	1 725 469	3 060 735
821	Furnitures And Parts	2 126 647	4 807 208	6 445 558	14 005 731
831	Travel Goods	442 701	1 204 226	1 316 736	3 037 045
841	Men's Coats/jackets, Not Knitted	957	1 872	22 255	30 305
842	Women's Coats/jacket, Not Knitted	2 149	8 581	13 776	115 922
843	Men's Coats/jackets, Knitted	381	16 864	6 286	47 309
844	Women's Coats/jackets, Knitted	1 102	20 222	24 699	66 579
845	Articles Of Apparel	109 505	408 659	2 020 986	8 050 715
846	Clothing Accessories Of Textiles Fabrics	273 513	644 769	3 568 265	8 069 572
848	Articles Of Apparel And Clothing Accessories Of Other Than Texti	354 093	1 111 643	2 655 228	9 804 268
851	Footwears	2 173 075	4 958 017	30 220 126	71 891 288
871	Optical Instrument And Apparatus	33 911	65 640	3 275 592	6 605 862
872	Medical Instruments And Appliances	8 666	16 911	153 664	441 659
873	Meters And Counters	126 665	279 713	6 368 631	14 649 252
874	Measuring, Checking, Analysing, And Controlling Instrument And	374 051	1 064 439	13 288 645	30 591 664
881	Photographic Apparatus And Equipments	6 680	11 730	310 097	705 791
882	Photographic And Chinematographic Supplies	3 536	8 195	51 841	175 282
884	Optical Goods	32 893	75 249	3 585 393	7 958 817
885	Watches And Clocks	20 942	42 854	136 203	324 609
891	Arms And Ammunitions	1 310	1 707	34 057	359 698
892	Printed Matter	702 249	1 916 967	10 149 724	30 255 074

https://www.bps.go.id

K2. IMPOR KAWASAN BERIKAT / *BOUND ZONE IMPORT*
MENURUT GOLONGAN BARANG SITC / *BY SITC COMMODITY GROUP*
***** FEBRUARI/*FEBRUARY* 2022 *****

SITC	Uraian golongan barang/*Group description*	Berat bersih/*Net weight* (Kg)		Nilai/*Value CIF* (US$)	
		Bulan ini *Current month*	Kumulatif *Cum. Jan. to*	Bulan ini *Current month*	Kumulatif *Cum. Jan. to*
893	Article Of Plastics	5 724 315	14 604 855	32 431 624	81 783 180
894	Baby Carriages, Toys, Games, And Sporting Goods	211 143	540 932	1 504 834	3 732 690
895	Office And Stationery Supplies	406 545	993 997	6 876 817	13 106 119
896	Works Of Art, Collectors Pieces And Antiques	537	6 701	7 907	48 644
897	Jewellery, Goldsmith, Silversmith Wares, And Other Articles	11 735	31 491	1 400 399	3 185 401
898	Musical Instrument And Parts/accessories	698 385	1 793 778	15 991 307	39 414 390
899	Other Miscellaneous Manufactured Articles	859 498	2 436 764	11 582 810	34 685 293
971	Gold, Non-monetary	10 066	21 731	8 055 200	12 587 501
TOTAL IMPOR KAWASAN BERIKAT		**1 904 764 990**	**3 993 782 287**	**3 241 773 813**	**7 464 670 799**

https://www.bps.go.id

K3. IMPOR KAWASAN BERIKAT / *BOUND ZONE IMPORT*
MENURUT NEGARA ASAL / *BY COUNTRY OF ORIGIN*
***** FEBRUARI/*FEBRUARY* 2022 *****

Kode *Code*		Negara Asal *Country of Origin*	Berat bersih/*Net weight* (Kg) Bulan ini *Current month*	Berat bersih/*Net weight* (Kg) Kumulatif *Cum. Jan. to date*	Nilai/*Value CIF* (US$) Bulan ini *Current month*	Nilai/*Value CIF* (US$) Kumulatif *Cum. Jan. to date*
111	JP	Jepang	82 384 406	143 476 110	262 405 348	527 836 691
112	HK	Hong Kong	7 779 185	25 150 852	65 697 258	205 153 187
113	KP	Korea Utara	489	1 155	7 200	16 993
114	KR	Korea Selatan	46 605 678	113 921 388	231 412 716	563 115 912
115	TW	Taiwan	17 184 610	45 068 815	149 945 103	368 539 541
116	CN	Tiongkok	323 313 343	721 670 598	922 349 230	2 231 000 101
117	MN	Mongolia	0	1 023 000	0	567 923
118	MO	Makau	35 177	107 117	489 693	1 179 951
120	PG	Papua Nugini	480 000	600 000	1 112 881	1 382 881
121	TH	Thailand	350 702 280	619 933 646	238 248 706	449 722 738
122	SG	Singapura	67 541 473	173 092 253	244 814 937	546 849 494
123	PH	Filipina	7 914 533	8 638 294	59 437 498	105 694 930
124	MY	Malaysia	48 784 911	159 744 048	91 450 515	220 047 077
125	MM	Myanmar	590 304	1 155 135	1 773 333	3 704 301
126	KH	Kamboja	37 174	153 880	830 285	1 818 270
127	BN	Brunei Darussalam	12 423 150	12 482 254	5 325 030	5 463 482
128	LA	Laos	0	84	0	5 334
131	VN	Vietnam	70 080 106	95 974 091	103 211 322	252 621 080
132	MV	Maladewa	0	97	0	2 650
133	IN	India	199 878 833	382 051 660	146 129 650	333 203 215
134	PK	Pakistan	1 070 701	1 909 755	4 026 907	8 214 342
135	BD	Bangladesh	871 530	1 554 210	1 287 002	1 854 881
136	LK	Sri Lanka	144 147	341 443	2 435 898	5 630 595
141	IQ	Irak	0	162 631 000	0	72 450 614
142	IR	Iran	0	16 255	0	26 205
143	SA	Arab Saudi	74 798 361	102 923 525	37 405 282	63 764 863
144	IL	Israel	1 165	3 370	19 969	54 989
145	KW	Kuwait	420 751	1 212 751	542 251	1 576 306
146	JO	Yordania	0	8	0	219
148	LB	Lebanon	0	245	0	14 778
152	OM	Oman	41 228 790	65 091 442	24 834 978	35 852 102
154	TR	Turki	750 090	1 687 505	2 647 938	6 376 092
155	AE	Uni Emirat Arab	877 302	3 263 057	6 925 243	14 431 173
156	QA	Qatar	1 350 415	42 372 648	2 118 453	19 067 662
157	BH	Bahrain	199 098	306 490	930 369	1 484 277
211	EG	Mesir	32 527	198 962	1 320 214	1 537 206
213	MA	Maroko	409	750	53 895	98 179
214	TN	Tunisia	401 804	809 531	2 353 870	4 516 911
219	NA	Namibia	0	71 325	0	748 710
221	ET	Etiopia	1 248	2 241	86 370	147 741
222	TZ	Tanzania	616 800	805 400	4 921 023	6 257 119
223	MG	Madagaskar	1 167 396	2 547 105	9 884 279	21 568 185
225	KE	Kenya	934 171	1 347 385	2 467 941	3 650 031
227	MZ	Mozambik	1 260	1 260	6 842	6 842
231	GH	Ghana	205 000	379 791	602 700	1 162 031
232	LR	Liberia	253 520	663 804	577 966	1 495 418
233	GN	Guinea	201 000	1 218 103	425 597	2 755 074
235	CG	Republik Demokratik Kongo	261 787	445 525	206 408	361 868
236	CM	Kamerun	648 012	2 036 546	1 338 500	4 142 871
237	NG	Nigeria	2 243 054	4 975 763	5 050 408	11 213 515
238	SL	Sierra Leone	0	5 064	0	32 691
239	GA	Gabon	0	37	0	67
240	CI	Pantai Gading	6 064 009	9 043 167	13 955 127	20 883 045
241	SN	Senegal	24 012	24 012	145 435	145 435
245	BF	Burkina Faso	28	28	1 274	1 274
249	SC	Seychelles	0	40	0	1 823
251	UG	Uganda	297 694	344 814	785 490	891 510
253	NE	Niger	37	993	1 417	10 938
260	SZ	Swaziland	4 364	8 970	186 386	374 905
261	ZA	Afrika Selatan	152 094 848	252 460 350	104 070 606	262 010 151
262	ZW	Zimbabwe	1 218 980	1 570 057	4 650 476	6 106 866
263	ZM	Zambia	163 932	850 957	769 587	1 207 264
264	MW	Malawi	7 000	7 000	37 450	37 450
265	KM	Komoro	100 000	100 000	775 000	775 000
267	MU	Mauritius	113	113	84 378	84 378

https://www.bpsbjo.id

K3. IMPOR KAWASAN BERIKAT / *BOUND ZONE IMPORT*
MENURUT NEGARA ASAL / *BY COUNTRY OF ORIGIN*
***** FEBRUARI/*FEBRUARY* 2022 *****

Kode *Code*		Negara Asal *Country of Origin*	Berat bersih/*Net weight* (Kg) Bulan ini *Current month*	Berat bersih/*Net weight* (Kg) Kumulatif *Cum. Jan. to date*	Nilai/*Value CIF* (US$) Bulan ini *Current month*	Nilai/*Value CIF* (US$) Kumulatif *Cum. Jan. to date*
268	RW	Rwanda	0	1	0	4
271	CD	Kongo	794 967	995 410	3 299 732	3 738 255
311	AU	Australia	164 385 702	380 122 740	63 926 162	182 832 472
312	NZ	Selandia Baru	2 755 638	4 888 397	1 870 293	3 528 514
321	NR	Nauru	92	92	18 522	18 522
322	NC	Kaledonia Baru	3	3	111	111
331	AS	American Samoa	0	3 289	0	39 678
334	KI	Kiribati	106	106	12 792	12 792
335	MH	Marshall (Kepulauan)	35 200	482 308	30 919	523 212
336	WS	Samoa	829	29 524	18 812	122 387
337	SB	Kepulauan Solomon	1	2 738	303	15 612
346	TF	French Southern Territories	2	2	724	724
391	TL	Timor Leste	0	52 697	0	204 509
411	US	Amerika Serikat	32 789 816	67 734 088	74 151 049	172 590 416
412	CA	Kanada	5 143 427	8 096 806	14 025 106	21 675 060
421	MX	Meksiko	314 688	696 543	1 851 467	5 674 737
422	GT	Guatemala	1	27	128	1 814
423	HN	Honduras	3	7	110	320
424	NI	Nikaragua	20	195	1 802	4 959
425	PA	Panama	183	801	879	19 320
431	CL	Cile	2 455 852	3 915 379	9 933 979	11 448 412
432	VE	Venezuela	250 200	702 720	629 109	1 694 106
433	AR	Argentina	889 663	45 942 253	2 016 899	21 287 243
434	BR	Brasil	7 812 091	14 876 393	23 311 449	48 465 005
435	CO	Kolombia	25 000	50 030	37 750	76 949
437	UY	Uruguay	661 751	839 340	1 607 719	3 064 001
438	PY	Paraguay	61 910	79 211	55 719	100 183
441	EC	Ekuador	6 475 906	12 581 500	15 807 720	30 447 409
442	PE	Peru	1 812 542	2 995 038	4 577 776	7 607 222
447	PR	Puerto Riko	1	1	1 986	1 986
448	BZ	Belize	204	204	2 816	2 816
450	SV	El Salvador	946	1 247	55 791	86 259
451	CR	Kosta Rika	904	1 352	174 502	250 663
453	BB	Barbados	54	57	6 637	7 080
455	AI	Anguilla	54	83	1 146	2 007
460	DM	Dominica	0	1	0	41
464	GL	Grinlandia	0	106 128	0	404 636
467	AN	Antilla Belanda	0	162 225	0	211 703
477	VG	Kepulauan Virgin (British)	1 029	9 759	7 756	48 479
478	VI	Kepulauan Virgin (US)	14 013	25 520	293 949	618 685
479	BL	Saint Barthelemy	0	224	0	1 638
511	GB	Inggris	3 607 457	9 211 829	14 237 018	34 683 729
512	NL	Belanda	5 471 673	12 915 571	12 023 000	31 656 390
513	FR	Prancis	2 069 601	5 375 483	14 898 312	31 495 165
514	DE	Jerman	7 850 487	20 682 752	47 407 182	119 896 849
515	AT	Austria	959 603	1 723 763	5 934 293	14 468 865
516	BE	Belgia	2 537 148	4 932 028	3 324 630	6 644 924
517	CH	Swiss	151 496	423 129	2 580 431	6 717 289
518	LU	Luksemburg	109 055	319 914	271 555	2 997 996
520	MC	Monako	0	500	0	4 872
521	DK	Denmark	477 524	748 889	3 314 962	4 623 915
522	NO	Norwegia	237 698	519 790	1 433 277	3 942 456
523	SE	Swedia	1 799 899	5 140 283	5 058 063	10 345 890
524	FI	Finlandia	1 956 240	6 978 670	34 499 595	51 100 704
525	IE	Irlandia	21 179	26 960	178 146	385 444
526	IT	Italia	1 295 138	4 648 523	12 792 978	30 713 774
527	ES	Spanyol	1 769 486	4 000 918	8 163 557	14 804 238
528	PT	Portugal	22 759	65 365	676 902	961 233
529	IS	Islandia	239 508	246 049	1 481 728	1 739 503
531	GR	Yunani	2 752 718	4 334 654	7 957 847	12 182 555
533	AD	Andorra	87	20 313	8 518	110 013
534	LI	Liechtenstein	253	751	17 264	44 521
542	HU	Hungaria	72 696	361 113	1 591 466	3 915 332
543	PL	Polandia	845 816	1 437 245	1 623 060	2 765 016
544	RO	Rumania	181 659	754 274	486 443	1 958 732

https://www.bps.go.id

K3. IMPOR KAWASAN BERIKAT / *BOUND ZONE IMPORT*
MENURUT NEGARA ASAL / *BY COUNTRY OF ORIGIN*
***** FEBRUARI/*FEBRUARY* 2022 *****

Kode *Code*		Negara Asal *Country of Origin*	Berat bersih/*Net weight* (Kg) Bulan ini *Current month*	 Kumulatif *Cum. Jan. to date*	Nilai/*Value CIF* (US$) Bulan ini *Current month*	 Kumulatif *Cum. Jan. to date*
545	BG	Bulgaria	6	1 337	1 071	27 261
549	AM	Armenia	0	416	0	15 099
551	BY	Belarus	24	980	1 140	5 615
552	KZ	Kazakstan	13 588 000	27 174 000	23 963 585	51 825 060
553	KG	Kirgistan	0	87	0	801
554	MD	Moldova	4 760	4 913	35 614	39 069
557	UA	Ukraina	833 103	10 463 119	1 431 128	11 161 937
559	LT	Lituania	122 173	123 289	187 806	233 252
560	LV	Latvia	93	136	5 342	13 138
561	EE	Estonia	132 222	215 691	328 443	614 229
563	HR	Kroasia	18 072	59 913	205 007	561 774
565	MT	Malta	9	16	747	1 271
566	SK	Slovakia	32 276	310 102	241 556	726 247
567	SI	Slovenia	259 037	900 106	365 814	1 107 830
568	CZ	Republik Cheska	185 675	1 008 218	1 078 879	2 846 876
572	RU	Rusia	104 084 472	155 776 908	53 640 646	89 517 691
573	RS	Serbia	1 589	2 083	8 886	22 282
575	CS	Kosovo	494	494	12 674	12 674
TOTAL IMPOR KAWASAN BERIKAT			**1 904 764 990**	**3 993 782 287**	**3 241 773 813**	**7 464 670 799**

https://www.bps.go.id

K4. IMPOR KAWASAN BERIKAT / *BOUND ZONE IMPORT*
MENURUT PROPINSI DAN PELABUHAN IMPOR / *BY PROVINCE AND PORT OF IMPORTATION*
***** FEBRUARI/*FEBRUARY* 2022 *****

Propinsi / Pelabuhan Impor *Province / Port of Impotation*			Berat bersih/*Net weight* (Kg)		Nilai/*Value CIF* (US$)	
			Bulan ini *Current month*	Kumulatif *Cum. Jan. to date*	Bulan ini *Current month*	Kumulatif *Cum. Jan. to date*
SUMATERA UTARA			**73 017 241**	**123 986 821**	**83 542 543**	**150 413 213**
12002	IDKNO	Kuala Namu International Airport	146 197	148 096	555 108	614 755
12144	IDBLW	Belawan	67 971 044	118 938 725	73 616 185	140 427 208
12170	IDKTJ	Kuala Tanjung	4 900 000	4 900 000	9 371 250	9 371 250
RIAU			**42 237 295**	**147 071 022**	**111 087 909**	**250 378 992**
14003	IDFTG	Futong Terminal	6 398 000	60 829 497	1 625 005	29 648 700
14225	IDDUM	Dumai	12 713 264	25 537 305	7 483 598	13 697 371
14235	IDSUQ	Sungai Guntung	1 227 913	3 338 760	4 040 054	11 533 083
14243	IDKEN	Kuala Enok	1	8 210	22	35 468
14273	IDPAK	Pekan Baru	15 063 713	26 109 288	79 304 667	151 196 438
14277	IDBUN	Buatan	6 736 912	31 150 470	18 516 583	44 149 952
14278	IDPWG	Perawang, Sumatra	97 492	97 492	117 980	117 980
SUMATERA SELATAN			**0**	**7 800**	**0**	**38 450**
16334	IDPLM	Mahmud Badaruddin Ii Airport	0	7 800	0	38 450
LAMPUNG			**57 830 303**	**117 778 827**	**34 509 560**	**78 053 132**
18395	IDPJG	Panjang (Lampung, Sumatra)	57 830 303	117 778 827	34 509 560	78 053 132
KEPULAUAN RIAU			**219 612 454**	**670 233 060**	**875 491 389**	**2 029 923 392**
21004	IDLBM	Lobam	985 609	2 523 365	15 191 337	32 428 313
21007	IDKIJ	Kijang	378 659	863 558	923 104	2 325 857
21248	IDTBK	Tanjung Balai Karimun	55 643 723	298 906 047	50 437 219	195 233 783
21251	IDTPN	Tanjung Pinang	3 012	7 228	32 088	57 254
21258	IDBTU	Batu Ampar	126 758 516	293 476 940	564 424 913	1 260 288 843
21265	IDSKP	Sekupang	19 004 836	42 404 311	222 538 380	506 175 288
21267	IDKAB	Kabil/Panau	16 836 870	32 049 048	21 116 722	31 084 476
21271	IDBTH	Batam / Hang Nadim (U)	1 229	2 563	827 626	2 329 578
DKI JAKARTA			**260 543 111**	**578 636 591**	**1 148 333 142**	**2 758 944 224**
31431	IDTPP	Tanjung Priok	249 764 607	556 538 878	957 067 026	2 329 831 249
31433	IDJKT	Jakarta / Pasar Ikan	21	22 040	3 025	249 008
31434	IDCGK	Cengkareng / Sukarno Hatta (U)	2 886 763	6 931 388	179 182 764	405 054 791
31436	IDHLP	Halim Perdana Kusuma (U)	7 891 720	15 144 285	12 080 327	23 809 176
JAWA BARAT			**8 162 259**	**16 867 095**	**20 236 000**	**41 550 567**
32009	IDJBK	Jababeka	8 113 468	16 810 578	19 408 651	40 359 834
32468	IDBND	Bandung (Ptt/Gede Bage)	48 791	56 517	827 349	1 190 733
JAWA TENGAH			**65 021 424**	**117 261 828**	**193 566 914**	**454 707 820**
33494	IDTES	Tanjung Emas	64 598 164	116 456 700	184 038 195	434 243 161
33496	IDSRG	Semarang / Achmad Yani (U)	423 260	795 446	9 528 719	20 434 922
33497	IDSMR	Semarang (Ptt)	0	9 682	0	29 737
DI YOGYAKARTA			**190**	**190**	**15 220**	**15 220**
34002	IDYIA	Yogyakarta Int'L Airport	190	190	15 220	15 220
JAWA TIMUR			**177 833 490**	**248 058 084**	**210 678 211**	**374 688 638**
35562	IDGRE	Gresik	49 260 000	64 998 000	25 306 055	32 229 954
35563	IDTPE	Tanjung Perak	77 467 901	131 867 055	157 559 723	310 902 584
35565	IDPRO	Probolinggo (Kalibuntu)	51 000 000	51 000 000	24 455 550	24 455 550
35587	IDSUB	Surabaya /Juanda (U)	87 589	175 029	3 340 863	7 084 530
35588	IDSUR	Surabaya (Ptt)	18 000	18 000	16 020	16 020
BANTEN			**295 163 041**	**811 129 698**	**177 951 336**	**441 654 583**
36005	IDCIW	Ciwandan	68 750 000	284 750 000	32 944 313	129 578 163
36461	IDMRK	Merak	165 207 892	322 489 549	110 181 632	213 597 724
36473	IDCGD	Cigading	61 205 149	203 890 149	34 825 391	98 478 696

https://www.bps.go.id

K4. IMPOR KAWASAN BERIKAT / *BOUND ZONE IMPORT*
MENURUT PROPINSI DAN PELABUHAN IMPOR / *BY PROVINCE AND PORT OF IMPORTATION*
***** FEBRUARI/*FEBRUARY* 2022 *****

Propinsi / Pelabuhan Impor *Province / Port of Impotation*			Berat bersih/*Net weight* (Kg)		Nilai/*Value CIF* (US$)	
			Bulan ini *Current month*	Kumulatif *Cum. Jan. to date*	Bulan ini *Current month*	Kumulatif *Cum. Jan. to date*
BALI			**6 621**	**6 621**	**119 196**	**119 196**
51620	IDDPS	Denpasar / Ngurah Rai (U)	6 621	6 621	119 196	119 196
KALIMANTAN BARAT			**179 000**	**752 413**	**116 363**	**767 586**
61722	IDPNK	Pontianak / Supadio (U)	179 000	752 413	116 363	767 586
KALIMANTAN TENGAH			**20 000**	**244 000**	**29 200**	**223 566**
62746	IDSMQ	Sampit	20 000	244 000	29 200	223 566
KALIMANTAN SELATAN			**1 340**	**7 940**	**12 960**	**204 960**
63771	IDBAN	Banjarmasin	1 340	7 940	12 960	204 960
KALIMANTAN TIMUR			**1 411 806**	**6 078 429**	**5 471 038**	**20 197 347**
64003	IDKRG	Kariangau	674 512	3 922 501	1 050 014	6 320 672
64803	IDBPP	Balikpapan	441 995	1 500 304	576 047	7 546 447
64814	IDBPN	Balikpapan /Sepinggan (U)	37 953	398 278	411 070	2 896 321
64826	IDSKI	Sangkulirang, Kalimantan	257 346	257 346	3 433 907	3 433 907
KALIMANTAN UTARA			**639 578**	**1 402 789**	**6 211 841**	**13 347 316**
65808	IDLIN	Lingkas Tarakan	14 420	40 420	103 000	134 500
65809	IDNNX	Nunukan	625 158	1 362 369	6 108 841	13 212 816
SULAWESI UTARA			**2 120**	**81 494**	**17 578**	**278 101**
71835	IDBIT	Bitung	2 120	81 494	17 578	278 101
SULAWESI TENGAH			**509 801 696**	**849 677 627**	**244 807 923**	**600 659 953**
72003	IDKNL	Kolonodale	509 801 696	849 677 627	244 807 923	600 659 953
SULAWESI SELATAN			**56 142 545**	**84 112 320**	**29 807 874**	**56 456 327**
73002	IDMAK	Makassar	56 142 545	84 112 320	29 807 874	56 456 327
MALUKU UTARA			**137 139 476**	**220 387 638**	**99 767 616**	**192 048 216**
82962	IDOBI	Obi Island	137 139 476	220 387 638	99 767 616	192 048 216
TOTAL IMPOR KAWASAN BERIKAT			**1 904 764 990**	**3 993 782 287**	**3 241 773 813**	**7 464 670 799**

https://www.bps.go.id

DATA

MENCERDASKAN BANGSA

Enlighten The Nation

https://www.bps.go.id

ISSN 2745-6765

BADAN PUSAT STATISTIK
BPS-Statistics Indonesia

Jl. dr. Sutomo No. 6-8 Jakarta 10710
Telp. : (021) 3841195, 3842508, 3810291-4, Fax. : (021) 3857046
Homepage : http://www.bps.go.id *E-mail* : bpshq@bps.go.id