

ISSN: 2503-2062  
Katalog: 8202027.16

# **STATISTIK PERDAGANGAN LUAR NEGERI IMPOR PROVINSI SUMATERA SELATAN 2021**



**BADAN PUSAT STATISTIK  
PROVINSI SUMATERA SELATAN**

# **STATISTIK PERDAGANGAN LUAR NEGERI IMPOR PROVINSI SUMATERA SELATAN 2021**



**BADAN PUSAT STATISTIK  
PROVINSI SUMATERA SELATAN**

# STATISTIK PERDAGANGAN LUAR NEGERI IMPOR PROVINSI SUMATERA SELATAN 2021

Nomor Publikasi : 16000.2227  
Katalog : 8202027.16  
Nomor ISSN : 2503-2062  
Ukuran Buku : 21 x 29,7  
Jumlah Halaman : x + 238 halaman

Naskah:  
Badan Pusat Statistik Provinsi Sumatera Selatan

Penyunting:  
Badan Pusat Statistik Provinsi Sumatera Selatan

Gambar Kulit:  
Badan Pusat Statistik Provinsi Sumatera Selatan

Sumber Ilustrasi: [www.freepick.com](http://www.freepick.com)

Diterbitkan oleh:  
@Badan Pusat Statistik Provinsi Sumatera Selatan

Dicetak oleh:  
CV. ItemPuteh Creation

Dilarang mengumumkan, mendistribusikan, mengomunikasikan, dan/atau menggandakan sebagian atau seluruh isi buku ini untuk tujuan komersial tanpa izin tertulis dari Badan Pusat Statistik

## KATA PENGANTAR

Publikasi “**Statistik Perdagangan Luar Negeri Impor Provinsi Sumatera Selatan 2021**” merupakan seri publikasi rutin tahunan yang diterbitkan oleh Badan Pusat Statistik Provinsi Sumatera Selatan. Sumber data yang disajikan dalam publikasi ini diolah dari dokumen Pemberitahuan Impor Barang (PIB) Kantor Pengawasan dan Pelayanan Bea dan Cukai (KPPBC) di wilayah Sumatera Selatan.

Data yang disajikan dalam publikasi ini mencakup impor menurut negara asal, pelabuhan impor, golongan barang *Harmonized System* (HS), dan negara asal. Disamping menggunakan kode *Harmonized System* (HS), digunakan juga *Standard International Trade Classification* (SITC) Revisi 4 dan re-impor menurut komoditi.

Kepada semua pihak yang membantu terwujudnya publikasi ini, diucapkan terima kasih dan penghargaan. Semoga publikasi yang disajikan bermanfaat bagi banyak pihak. Kritik dan saran diharapkan untuk perbaikan edisi yang akan datang.

Palembang, Agustus 2022  
Kepala Badan Pusat Statistik  
Provinsi Sumatera Selatan



Zulkipli



## DAFTAR ISI

	Halaman
Kata Pengantar .....	iii
Daftar Isi.....	v
Daftar Tabel .....	vii
Daftar Grafik .....	ix
Daftar Lampiran Tabel .....	xi
Infografis.....	1
I. Penjelasan .....	3
II. Ringkasan .....	5
2.1 Pendahuluan .....	5
2.2 Perkembangan Berat Bersih dan Nilai Ekspor, 2010-2021 .....	7
2.3 Ekspor Komoditas Minyak dan Gas.....	10
2.4 Ekspor Komoditas Non Minyak dan Gas .....	11
2.5 Ekspor Menurut Provinsi Pelabuhan Muat .....	16
2.6 Ekspor Menurut Negara/Kelompok Ekonomi.....	18
Lampiran Tabel.....	21



## DAFTAR TABEL

	Halaman
Tabel 1.1 Neraca Perdagangan Luar Negeri (juta US\$), 2010-2021 .....	5
Tabel 2.1 Perdagangan Luar Negeri Sumatera Selatan Dengan Mitra Dagang Utama (juta US\$), 2020-2021 .....	7
Tabel 3.1 Impor Menurut Negara Asal Utama dan Kelompok Barang Utama (Ribu Ton; Juta US\$), 2020-2021 .....	10
Tabel 4.1 Impor Menurut Kelompok Negara Ekonomi dan Peranannya Terhadap Total Impor, 2020-2021 .....	12
Tabel 5.1 Impor Menurut Pelabuhan Bongkar Utama (ribu ton; juta US\$), 2010- 2021 .....	16
Tabel 6.1 Nilai Impor Menurut Golongan Penggunaan Barang dan Peranannya Terhadap Total Impor, 2010-2021 .....	17
Tabel 7.1 Nilai Impor Impor Menurut SITC 1 Dijit (juta US\$), 2017-2021 .....	18
Tabel 1 Impor Menurut Negara Asal, Januari – Desember 2021 .....	19
Tabel 2 Impor Menurut Kelompok dan Golongan HS Januari-Desember, 2020- 2021 .....	21
Tabel 3 Impor Menurut Komoditas (HS) dan Negara Asal Januari - Desember, 2020 - 2021 .....	24
Tabel 4 Impor Menurut Golongan Barang SITC Januari - Desember, 2020 - 2021...	200
Tabel 5 Impor Menurut Negara Asal dan Golongan Barang SITC Januari - Desember, 2020 - 2021.....	206





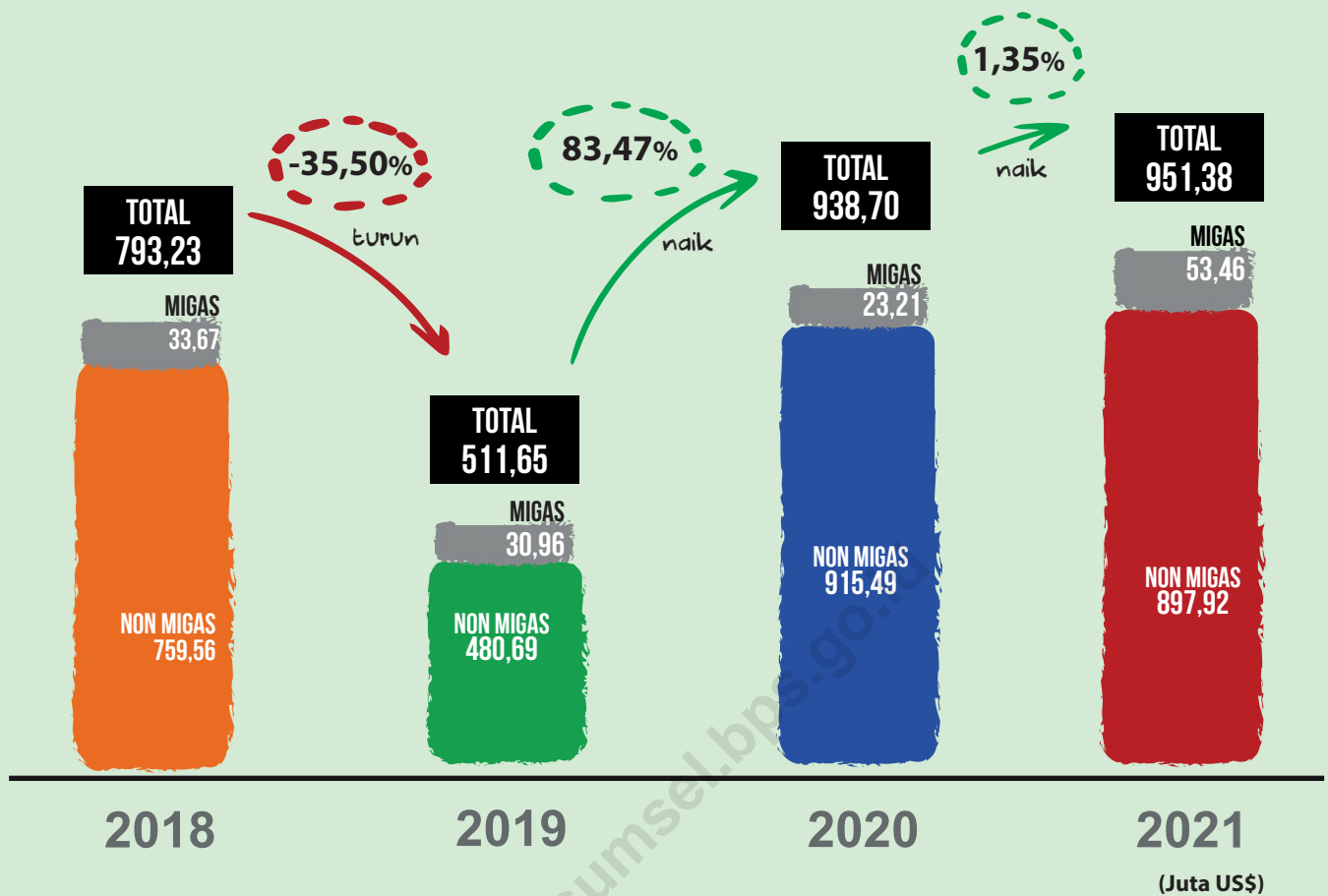
## DAFTAR GRAFIK

Halaman

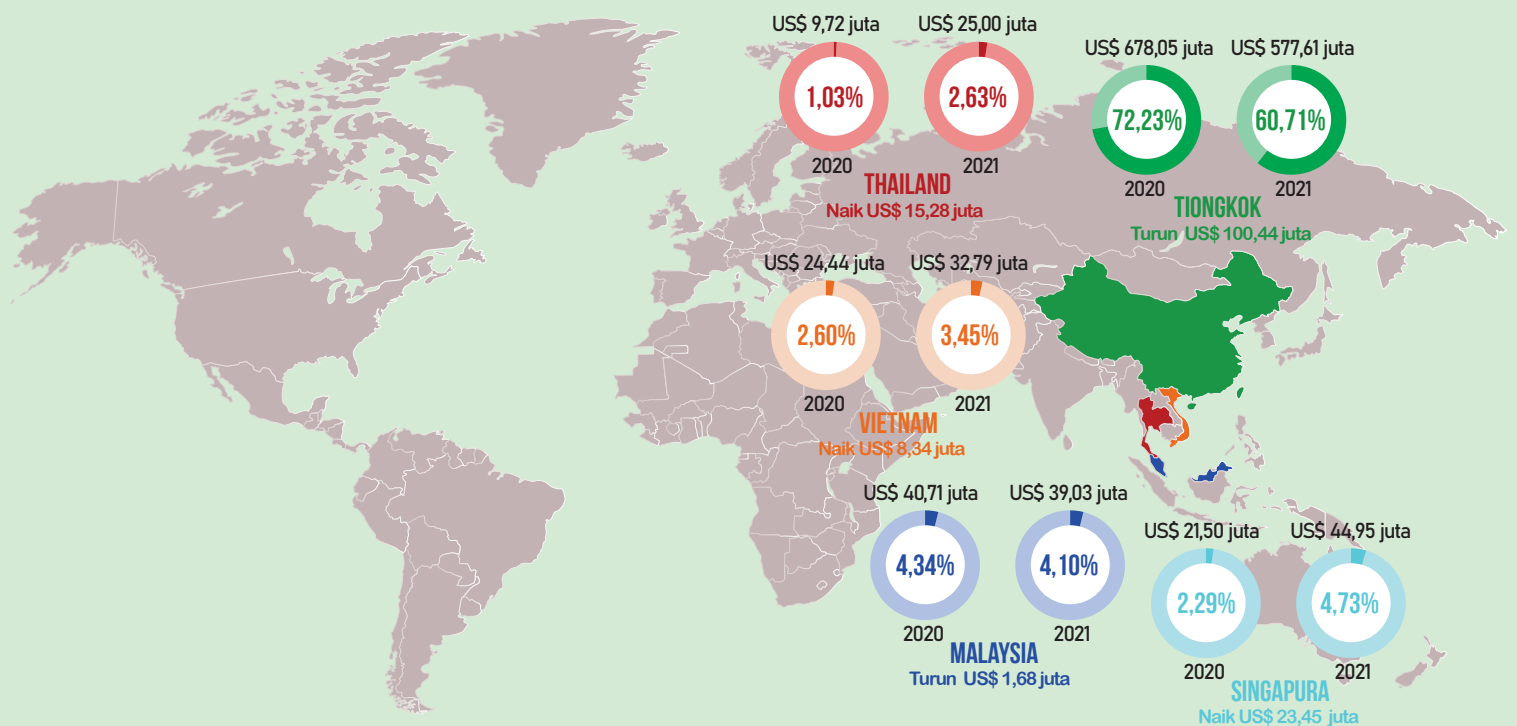
Grafik 2.1	Perkembangan Nilai Ekspor Migas dan Nonmigas Sumatera Selatan, 2010-2021 (juta US\$) .....	6
Grafik 2.2	Perkembangan Nilai Ekspor Sumatera Selatan, Januari – Desember 2021 (juta US\$) .....	7
Grafik 2.3	Berat Bersih dan Nilai FOB Ekspor Sumatera Selatan, 2010-2021 (juta US\$).....	7
Grafik 2.4	Nilai FOB ekspor Migas dan Nonmigas Sumatera Selatan, 2010-2021 (Juta US\$) .....	9
Grafik 2.5	Peranan Ekspor Migas dan Nonmigas, 2020-2021 .....	10
Grafik 2.6	Berat Bersih dan Nilai Ekspor Hasil Minyak Sumatera Selatan, 010-2021.....	11
Grafik 2.7	Ekspor Hasil Pertanian Sumatera Selatan, 2020-2021 (juta US\$) .....	12
Grafik 2.8	Ekspor Hasil Sektor Industri Pengolahan Sumatera Selatan, 2020-2020 (ribu ton) .....	14
Grafik 2.9	Ekspor Hasil Sektor Pertambangan Sumatera Selatan, 2020-2021 (juta US\$) .....	16



# Perkembangan Impor Sumatera Selatan 2018 - 2021



## Impor Sumatera Selatan Tahun 2020 - 2021 Terbesar Berasal dari TIONGKOK





## PENJELASAN UMUM

### 1. PENGERTIAN DASAR

Impor barang adalah suatu kegiatan pembelian dan memasukkan barang atau komoditas dari luar negeri ke dalam negeri secara legal melalui proses perdagangan.

### 2. SUMBER DATA

Statistik dikumpulkan berdasarkan dokumen impor (Pemberitahuan Impor Barang (PIB-BC 2.0), Pemberitahuan Pengangkutan Barang Impor (PPBI-BC 2.3), Pemberitahuan Impor Barang Khusus (PIBK-BC 2.1), dan Pemberitahuan Pabean *Free Trade Zone* (PPFTZ) yang diisi oleh importir. Dokumen PIB-BC 2.0 dan PPBI-BC 2.3 diterima dari Bea dan Cukai dan berlaku sejak April 1997 berdasarkan Surat Keputusan Menteri Keuangan nomor 101/KMK.05/1997 tanggal 10 Maret 1997.

### 3. SISTEM PENCATATAN

Sistem pencatatan Statistik Perdagangan Luar Negeri mempergunakan sistem perdagangan umum (*The General Trade System*) atau dengan sistem perdagangan khusus (*The Special Trade System*). Dalam sistem perdagangan umum kawasan berikat dianggap sebagai dalam negeri, sedangkan dalam sistem perdagangan khusus, dianggap sebagai luar negeri. Sistem pencatatan Statistik Impor menggunakan sistem perdagangan Umum.

### 4. RUANG LINGKUP

Pencatatan Statistik Impor secara regional meliputi seluruh barang-barang yang masuk wilayah Sumatera Selatan yang dibongkar di pelabuhan yang ada di Sumatera Selatan maupun yang dibongkar di pelabuhan yang ada di luar Provinsi Sumatera Selatan, baik yang bersifat komersil maupun non komersil.

5. Sebagian impor kapal laut dan pesawat beserta suku cadangnya termasuk dalam Statistik Impor.

6. Barang-barang luar negeri yang diolah didalam negeri tetap dicatat sebagai bahan impor, meskipun setelah barang tersebut selesai diproses akan kembali ke luar negeri (*re-ekspor*)

7. Barang-barang yang tidak termasuk dalam Statistik Impor :

- Pakaian dan barang-barang perhiasan penumpang
- Barang-barang yang untuk keperluan perwakilan (kedutaan) suatu negara

- Barang-barang penumpang untuk dipakai sendiri, kecuali lemari es, pesawat TV dan sebagainya
- Barang-barang untuk ekspedisi dan ekshibisi/pameran
- Pembungkus/peti kemas
- Uang dan surat-surat berharga
- Barang-barang sebagai contoh

## **8. SISTEM PENGOLAHAN**

Data dalam publikasi ini mencakup dokumen PIB selama Januari 2020 yang diterima oleh Badan Pusat Statistik sampai 31 Januari 2021. Sistem pengolahan menggunakan *Carry Over*. Dengan metode ini dokumen-dokumen dari Bea dan Cukai ditunggu selama satu bulan setelah bulan berjalan. Dokumen-dokumen yang datang terlambat akan dimasukkan dalam bulan pengolahan berikutnya.

## **9. KLASIFIKASI JENIS BARANG**

Penggolongan barang yang digunakan di dalam statistik impor adalah klasifikasi Barang Impor yang berdasarkan pada Buku Tarif Kepabeanan Indonesia 2017 (BTKI 2017) yang mengacu pada amandemen keempat dari *World Customs Organization (WCO)* sebagai lembaga Internasional yang menyusun klasifikasi *Harmonized System (HS)*. Disamping menggunakan HS sebagai klasifikasi jenis barang, juga digunakan *Standard International Trade Classification (SITC)* Revisi 4.

## **10. PERIODE REFERENSI**

Periode penentuan impor adalah tanggal penyelesaian dokumen oleh pejabat – pejabat Bea dan Cukai yang terdapat dalam dokumen impor.

## **11. NILAI BARANG DAN SATUAN BARANG**

Nilai barang dinyatakan dalam nilai CIF (*Cost Insurance and Freight*), artinya ialah harga transaksi yang terjadi antara penjual di luar negeri dengan importir atas suatu barang sampai di pelabuhan importir (pembeli), termasuk biaya asuransi angkutan dari pelabuhan importir sampai ke pelabuhan importir dalam satuan US\$. Berat barang impor adalah berat bersih dan dinyatakan dalam Kilogram (Kg).

## **12. NEGARA ASAL**

Negara asal adalah negara dimana barang-barang tersebut dihasilkan setelah diperiksa oleh pejabat Bea dan Cukai sesuai dengan peraturan yang berlaku.

## RINGKASAN

### 1. Perdagangan Luar Negeri Sumatera Selatan

#### 1.1. Perkembangan Impor Sumatera Selatan

Total impor Sumatera Selatan selama 2021 senilai US\$951,38 juta, terdiri dari nilai impor migas sebesar US\$53,46 juta dan nonmigas sebesar US\$897,92 juta. Dibandingkan dengan tahun 2020, total nilai impor naik 1,35 persen yang disebabkan oleh naiknya impor migas US\$30,24 juta (130,28 persen), peningkatan ini mereduksi penurunan impor nonmigas yang turun sebesar US\$17,57 juta (1,92 persen).

**Tabel 1.1**  
**Neraca Perdagangan Luar Negeri (juta US\$), 2010-2021**

Tahun	Ekspor <sup>1)</sup>			Impor <sup>1)</sup>			Neraca		
	Migas	Nonmigas	Total	Migas	Nonmigas	Total	Migas	Nonmigas	Total
(1)	(2)	(3)	(4)	(5)	(6)	(7)	(8)	(9)	(10)
2010	500,25	3 043,46	3 543,71	19,06	346,79	365,85	481,19	2 696,67	3 177,86
2011	501,40	4 594,96	5 096,36	21,18	532,73	553,91	480,22	4 062,23	4 542,45
2012	638,07	3 702,93	4 341,00	33,26	473,43	506,69	604,81	3 229,50	3 834,32
2013	621,56	3 217,73	3 839,29	36,15	529,84	565,99	585,41	2 687,88	3 273,29
2014	589,86	2 489,00	3 078,86	41,96	708,25	750,21	547,90	1 780,75	2 328,65
2015	357,19	2 125,21	2 482,41	33,07	1 447,40	1 480,47	324,12	677,81	1 001,93
2016	114,99	1 912,29	2 027,28	19,01	1 017,45	1 036,46	95,98	894,84	990,82
2017	232,19	3 784,64	4 016,83	33,97	397,03	431,00	198,22	3 387,61	3 585,83
2018	367,21	4 014,19	4 381,40	33,67	759,56	793,23	333,54	3 254,63	3 588,17
2019	270,68	3 788,67	4 059,35	30,96	480,69	511,65	239,72	3 307,98	3 547,70
2020	176,27	3 426,13	3 602,40	23,21	915,49	938,70	153,06	2 510,65	2 663,70
2021	92,62	5 193,43	5 286,04	53,46	897,92	951,38	39,16	4 295,51	4 334,67

Keterangan: <sup>1)</sup> Nilai ekspor dalam *Free on Board* (FOB), sedangkan nilai impor dalam *Cost Insurance and Freight* (CIF)

Sementara itu, penurunan nilai impor nonmigas dipengaruhi oleh merosotnya kebutuhan berbagai barang impor, terutama perlengkapan elektrik dan mesin. Secara absolut, nilai impor kedua jenis komoditi ini cukup tinggi karena belum mampu dipenuhi oleh produksi dalam negeri. Selama 12 tahun terakhir, rata-rata peranan impor nonmigas mencapai 95,17 persen per tahun, sedangkan impor migas hanya 4,83 persen. Peranan impor nonmigas pada tahun 2021 ini cukup tinggi, yakni 94,38 persen, sementara itu kontribusi impor migas hanya sebesar 5,62 persen. Dilihat dari perkembangannya impor sumatera selatan cukup fluktuatif, rata-rata nilai impor Sumatera Selatan selama periode 2010-2021 naik 20,85 persen per tahun, yakni dari US\$481,19 juta di tahun 2010 menjadi US\$951,38 juta di tahun 2021. Rata-rata impor migas meningkat 18,57 persen per tahun dan nonmigas 22,26 persen per tahun.



## 1.2. Neraca Perdagangan Sumatera Selatan

Selama tahun 2021, perolehan nilai ekspor Sumatera Selatan cukup tinggi yakni mencapai US\$5.286,04 juta. Dibandingkan dengan total impor yang senilai US\$951,38 juta, terjadi surplus senilai US\$4.334,67 juta. Surplus tersebut terutama berasal dari perolehan di sektor migas senilai US\$39,16 juta, dan di sektor nonmigas sebesar US\$4.295,51 juta.

Meskipun pandemik Covid-19 masih berlangsung, surplus ini merupakan indikasi optimistik perdagangan Sumatera Selatan mengingat selama 12 tahun terakhir neraca perdagangan Sumatera Selatan selalu mengalami surplus dengan rata-rata sebesar US\$3.072,45 juta per tahunnya.

## 2. Perdagangan Luar Negeri Sumatera Selatan Dengan Negara Mitra Dagang Utama, 2020-2021

Terdapat sepuluh negara mitra dagang utama Sumatera Selatan selama 2021, yang nilai transaksi perdagangannya mencapai di atas US\$100 juta, dengan total transaksi US\$6.232,21 juta atau 80,43 persen dari transaksi perdagangan yang terjadi di tahun 2021. Tiongkok merupakan mitra dagang paling utama dengan nilai mencapai US\$2.704,86 juta (43,40 persen). Negara mitra dagang potensial lainnya adalah Amerika Serikat US\$492,78 juta (7,91 persen), Jepang US\$349,16 juta (5,60 persen), dan Malaysia US\$349,08 juta (5,60 persen). Sementara itu, nilai transaksi negara mitra dagang lainnya masing-masing relatif di bawah 5,00 persen dari total impor selama tahun 2021.

Dilihat dari perkembangannya, dua dari empat negara mitra dagang di atas nilai impornya turun dibandingkan dengan tahun lalu. Penurunan nilai impor hanya terjadi dari negara Tiongkok dan Malaysia, yang masing-masing turun sebesar US\$100,44 juta (14,81 persen) dan US\$1,68 juta (4,13 persen)

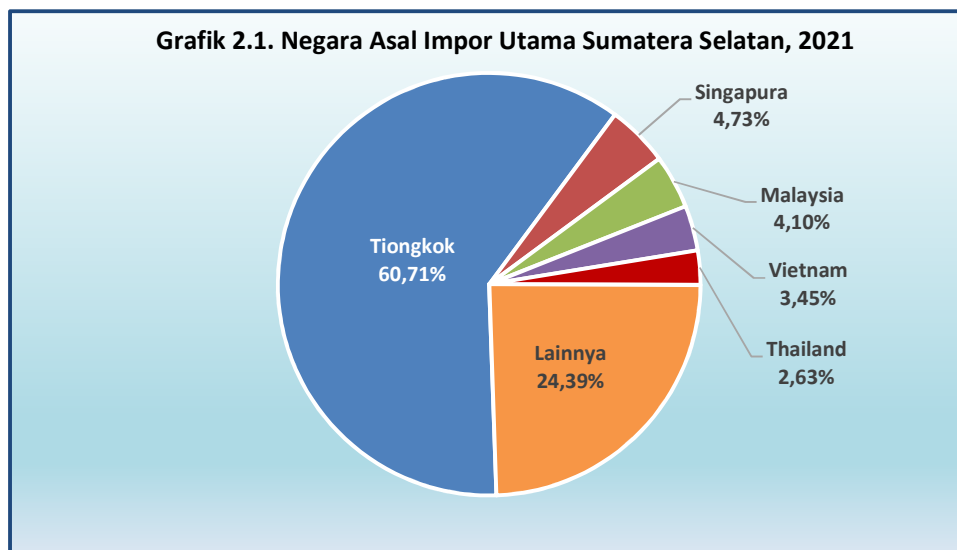
Dilihat dari kontribusi impornya selama tahun 2021, Tiongkok juga mendominasi senilai US\$577,61 juta atau 60,71 persen dari total impor. Beberapa negara penting lainnya adalah Singapura US\$44,95 juta (4,73 persen), Malaysia US\$39,03 juta (4,10 persen), dan Vietnam US\$32,79 juta (3,45 persen).

Dibandingkan dengan tahun lalu, peningkatan nilai impor yang cukup signifikan berasal dari Singapura US\$23,45 juta (109,09 persen), Thailand US\$15,28 juta (157,28 persen), Pantai Gading US\$12,00 juta (144,15 persen), Kanada US\$11,99 juta (108,28 persen), Jepang US\$9,04 juta (92,96 persen), Jordania US\$8,67 juta (96,98 persen), dan Vietnam US\$8,34 juta (34,13 persen).

**Tabel 2.1**  
**Perdagangan Luar Negeri Sumatera Selatan Dengan Mitra Dagang Utama (juta US\$),**  
**2020-2021**

Negara	2020		2021		Perdagangan Luar Negeri	
	Ekspor	Impor	Ekspor	Impor	2020	2021
(1)	(2)	(3)	(4)	(5)	(6)	(7)
<b>ASIA</b>						
Tiongkok	1 310,95	678,05		577,61	1 989,00	577,61
Malaysia	327,24	40,71		39,03	367,95	39,03
India	231,16	13,29		13,17	244,45	13,17
Jepang	202,71	9,72		18,76	212,43	18,76
Korea Selatan	197,46	4,79		2,37	202,26	2,37
Taiwan	119,38	3,04		2,72	122,42	2,72
Vietnam	86,11	24,44		32,79	110,56	32,79
Kamboja	98,74	0,00		0,00	98,74	0,00
<b>AMERIKA</b>						
Amerika Serikat	25,83	21,50		17,36	47,33	17,36
Kanada	35,77	11,07		23,06	46,84	23,06
Brazil	31,05	2,59		6,46	33,65	6,46
Kolombia	4,74	0,00		0,15	4,74	0,15
<b>EROPA</b>						
Jerman	81,84	8,65		8,04	90,48	8,04
Rusia	20,50	18,08		17,01	38,57	17,01
Latvia	27,71	0,00		0,00	27,71	0,00
Belanda	25,12	0,90		0,38	26,01	0,38
Rumania	23,03	0,00		0,01	23,03	0,01
Francis	15,27	1,65		0,62	16,92	0,62

Selama 2021 nilai impor Sumatera Selatan dari sepuluh negara tersebut mencapai US\$818,53 juta atau 86,04 persen dari total impor Sumatera Selatan. Nilai tersebut sebagian besar disumbang oleh Tiongkok US\$577,61 juta (60,71 persen) dan Singapura US\$44,95 juta (4,73 persen).



### **3. Sepuluh Negara Asal Utama dan Komoditi Andalan Impor (SITC), 2021.**

#### **3.1. TIONGKOK**

Tiongkok masih menjadi negara asal impor terbesar selama 2021 senilai US\$577,61 juta. Dibandingkan tahun sebelumnya, nilai impornya turun US\$100,44 juta (14,81 persen). Impor dari negara ini didominasi oleh ketel uap dan bagiannya US\$94,93 juta, turun 10,90 persen dibandingkan tahun sebelumnya. Impor terbesar kedua adalah mesin lainnya dan bagiannya, nilainya naik 126,02 persen dari US\$29,89 juta menjadi US\$65,57 juta. Alat penyambung dan pemutus arus listrik kelompok terbesar ketiga senilai US\$54,25 (naik 25,53 persen). Posisi terbesar berikutnya ditempati oleh pompa udara atau gas dan bagiannya US\$47,10 juta (naik 44,94 persen) dan turbin uap dan bagiannya US\$39,69 juta (turun 87,56 persen).

#### **3.2. SINGAPURA**

Selama 2021, nilai impor dari negara ini naik US\$23,45 juta (109,09 persen) dibandingkan tahun sebelumnya. Kelompok hasil-hasil minyak bumi mendominasi impor Singapura, senilai US\$25,32 juta (naik 1.032,90 persen). Posisi kedua ditempati kelompok sisa minyak bumi US\$15,64 juta (naik 36,43 persen). Selanjutnya belerang dan belerang tak dibakar US\$1,66 juta (turun 93,47 persen). Impor berikutnya masing-masing adalah trailer dan semi trailer dan kendaraan lainnya US\$1,14 juta (naik 32,53 persen), dan polimer etilena dalam bentuk dasar US\$594,90 ribu (turun 90,49 persen).

#### **3.3. MALAYSIA**

Impor dari Malaysia selama 2021 tercatat US\$44,95 juta, turun 1,68 persen dibandingkan dengan tahun lalu. Nilai impor terbesar adalah hasil-hasil minyak bumi (US\$8,95 juta), komoditi impor terbesar berikutnya mesin lainnya dan peralatan khusus industri tertentu dan bagian-bagiannya (US\$4,68 juta). Kelompok komoditi lainnya adalah peralatan untuk pemanasan dan pendinginan dan bagian-bagiannya (US\$4,27 juta), produk sisa minyak bumi (US\$3,34 juta), dan mesin pengolahan makanan dan bagian-bagiannya (US\$2,48 juta).

#### **3.4. VIETNAM**

Vietnam menduduki posisi keempat negara pengimpor terbesar senilai US\$32,79 juta, atau naik 34,13 persen dibanding tahun sebelumnya. Dilihat dari komposisinya, kelompok pupuk menduduki posisi teratas senilai US\$21,88 juta, naik 33,90 persen dan berkontribusi 66,73 persen dari total impor Vietnam. Peringkat kedua kelompok mesin lainnya dan peralatan khusus industri tertentu, dan bagian-bagiannya (US\$4,25 juta), diikuti oleh karet alam dalam bentuk asal (US\$1,99 juta), pigmen, cat, pernis dan bahan terkait (US\$1,46 juta), serta trailer dan semi trailer dan kendaraan lainnya (US\$681,28 ribu).

### **3.5. THAILAND**

Selama tahun 2021, impor Indonesia dari Thailand senilai US\$25,00 juta, nilainya naik 157,28 persen dibandingkan dengan tahun sebelumnya. Impor dari negara ini didominasi oleh karet alam dalam bentuk asal senilai (US\$10,63 juta), diikuti oleh kapur, semen, dan konstruksi fabrikasi bahan (US\$4,26 juta), mesin pertanian dan bagiannya (US\$2,62 juta), bahan kimia anorganik lainnya (US\$2,54 juta), serta traktor (US\$1,32 juta).

### **3.6. KANADA**

Impor dari Kanada selama 2021 mencapai US\$23,06 juta atau naik 108,28 persen dibandingkan tahun sebelumnya. *Pulp* dan sisa-sisa kertas merupakan komoditi impor terbesar mencapai US\$23,00 juta atau berperan sebesar 99,73 persen dari total impor dari Kanada. Peringkat kedua ditempati oleh pupuk (US\$42,96 ribu), dan komoditas lainnya yang nilainya relatif kecil, yaitu kelompok bahan karet (US\$2.741), dan barang dari karet (US\$ 1.945).

### **3.7. PANTAI GADING**

Pantai Gading menduduki posisi ketujuh negara pengimpor terbesar senilai US\$20,33 juta, atau naik 144,15 persen dibanding tahun sebelumnya. Impor dari negara ini hanya karet dalam bentuk asal.

### **3.8. LAOS**

Selama 2021, nilai impor dari negara ini naik US\$7,93 juta (69,18 persen) dibandingkan tahun sebelumnya. Komoditas pupuk mendominasi barang impor dari Laos, senilai US\$19,39 juta.

### **3.9. JEPANG**

Impor Indonesia dari Jepang masih didominasi oleh komoditas Trailer, semi trailer dan kendaraan lainnya US\$9,91 juta. Perannya sebesar 52,82 persen dari total impor Jepang, nilai impornya naik 210,54 persen dibandingkan tahun lalu. Komoditas di posisi kedua adalah plastik lainnya dalam bentuk asal (US\$4,70 juta). Komoditas terbesar ketiga adalah pompa udara atau gas lainnya dan bagiannya (US\$1,22 juta), diikuti oleh mesin non-elektrik dan bagiannya (US\$620,06 ribu), dan senyawa organo-anorganik lainnya (US\$500,00 ribu).

### **3.10. JORDANIA**

Jordania menduduki posisi kesepuluh negara pengimpor terbesar senilai US\$17,61 juta, atau naik 96,98 persen dibanding tahun sebelumnya. Impor dari negara ini hanya komoditas pupuk.

**Tabel 3.1**  
**Impor Menurut Negara Asal Utama dan Kelompok Barang Utama**  
**(ribu ton; juta US\$), 2020-2021**

Negara Asal/ Komoditi Utama		2020		2021		Perubahan	
		Berat	Nilai	Berat	Nilai	Berat	Nilai
(1)	(2)	(3)	(4)	(5)	(6)	(7)	(8)
<b>TIONGKOK</b>		<b>299,02</b>	<b>678,05</b>	<b>325,87</b>	<b>577,61</b>	<b>26,85</b>	<b>-100,44</b>
	711 Ketel uap dan bagiannya	23,18	106,55	19,10	94,93	-4,09	-11,61
	728 Mesin lainnya dan bagiannya	2,18	29,89	4,45	67,57	2,27	37,67
	772 Alat penyambung dan pemutus arus	0,66	43,22	1,67	54,25	1,01	11,03
	743 Pompa (selain pompa air) udara atau gas lainnya dan bagiannya	6,14	32,50	7,48	47,10	1,34	14,60
	712 Turbin uap dan bagian-bagiannya	7,36	127,24	3,96	39,69	-3,40	-87,56
	Lainnya	259,49	338,65	289,21	274,07	29,72	-64,57
<b>SINGAPURA</b>		<b>50,44</b>	<b>21,50</b>	<b>80,64</b>	<b>44,95</b>	<b>30,21</b>	<b>23,45</b>
	334 Hasil-Hasil Minyak Bumi	0,84	1,80	31,74	25,32	30,90	23,51
	335 Produk sisa minyak bumi	37,80	11,46	35,92	15,64	-1,88	4,18
	274 Belerang dan belerang tak dibakar	9,42	0,86	9,34	1,66	-0,07	0,80
	786 Trailer dan semi trailer dan kendaraan lainnya	1,63	0,86	2,93	1,14	1,30	0,28
	571 Polimer etilena dalam bentuk dasar	0,29	0,26	0,46	0,61	0,18	0,35
	Lainnya	0,47	6,26	0,25	0,59	-0,22	-5,66
<b>MALAYSIA</b>		<b>215,01</b>	<b>40,71</b>	<b>64,78</b>	<b>39,03</b>	<b>-150,23</b>	<b>-1,68</b>
	334 Hasil-Hasil Minyak Bumi	0,00	0,00	11,42	8,95	11,42	8,95
	728 Mesin lainnya dan pelatan khusus industri tertentu; dan bagian-bagiannya	0,06	0,30	0,84	4,68	0,77	4,38
	741 Peralatan untuk pemerasan dan pendinginan dan bagian-bagiannya	1,56	5,09	1,75	4,27	0,19	-0,82
	335 Produk sisa minyak bumi	27,78	9,53	7,36	3,34	-20,42	-6,18
	727 Mesin pengolahan makanan dan bagian-bagiannya	0,33	1,61	0,69	2,48	0,36	0,87
	Lainnya	185,29	24,19	42,73	15,31	-142,55	-8,89
<b>VIETNAM</b>		<b>67,82</b>	<b>24,44</b>	<b>51,05</b>	<b>32,79</b>	<b>-16,77</b>	<b>8,34</b>
	562 Pupuk	55,10	16,34	40,76	21,88	-14,35	5,54
	728 Mesin lainnya dan pelatan khusus industri tertentu; dan bagian-bagiannya	0,00	0,00	2,49	4,25	2,49	4,25
	231 Karet alam dalam bentuk asal	0,00	0,00	1,20	1,99	1,20	1,99
	533 Pigmen, cat, pernis dan bahan terkait	2,56	1,08	3,37	1,46	0,81	0,37
	786 Trailer dan semi trailer dan kendaraan lainnya	1,88	0,99	1,31	0,68	-0,57	-0,31
	Lainnya	8,28	6,03	1,92	2,53	-6,36	-3,51

**Tabel 3.1 (lanjutan)**  
**Impor Menurut Negara Asal Utama dan Kelompok Barang Utama**  
**(ribu ton; juta US\$), 2020-2021**

Negara Asal/ Komoditi Utama		2020		2021		Perubahan	
		Berat	Nilai	Berat	Nilai	Berat	Nilai
(1)	(2)	(3)	(4)	(5)	(6)	(7)	(8)
<b>THAILAND</b>		<b>19,56</b>	<b>9,72</b>	<b>46,95</b>	<b>25,00</b>	<b>27,39</b>	<b>15,28</b>
231	Karet alam dalam bentuk asal	0,00	0,00	6,97	10,63	6,97	10,63
661	Kapur, semen, dan konstruksi fabrikasi bahan	11,83	1,59	30,57	4,26	18,74	2,67
721	Mesin pertanian (tidak termasuk traktor) dan bagian-bagiannya	0,20	1,46	0,37	2,62	0,17	1,16
524	Bahan kimia anorganik lainnya	3,63	1,73	5,98	2,54	2,35	0,81
722	Traktor	0,04	0,22	0,17	1,32	0,13	1,10
	Lainnya	3,86	4,73	2,90	3,64	-0,96	-1,09
<b>KANADA</b>		<b>15,59</b>	<b>11,07</b>	<b>28,09</b>	<b>23,06</b>	<b>12,49</b>	<b>11,99</b>
251	Pulp dan sisa-sisa kertas	15,55	10,37	27,59	23,00	12,04	12,63
562	Pupuk	0,00	0,00	0,49	0,04	0,49	0,04
713	Mesin piston pembakaran dalam dan bagian-bagiannya	0,00	0,02	0,00	0,01	0,00	-0,01
621	Bahan karet	0,00	0,01	0,00	0,00	0,00	-0,01
629	Barang dari karet	0,00	0,00	0,00	0,00	0,00	0,00
	Lainnya	0,04	0,67	0,00	0,00	-0,04	-0,66
<b>PANTAI GADING</b>		<b>12,87</b>	<b>8,33</b>	<b>19,16</b>	<b>20,33</b>	<b>6,29</b>	<b>12,00</b>
231	Karet alam dalam bentuk asal	12,87	8,33	19,16	20,33	6,29	12,00
<b>LAOS</b>		<b>44,81</b>	<b>11,46</b>	<b>45,91</b>	<b>19,39</b>	<b>1,10</b>	<b>7,93</b>
562	Pupuk	44,81	11,46	45,91	19,39	1,10	7,93
553	Wewangian, kosmetik atau persediaan untuk toilet (tidak termasuk sabun)	0,00	0,00	0,00	0,00	0,00	0,00
642	Kertas, karton dan barang daripadanya	0,00	0,00	0,00	0,00	0,00	0,00
098	Produk dan olahan yang dapat dimakan	0,00	0,00	0,00	0,00	0,00	0,00
554	Sabun, pembersih dan alat untuk pembersih	0,00	0,00	0,00	0,00	0,00	0,00
	Lainnya	0,00	0,00	0,00	0,00	0,00	0,00
<b>JEPANG</b>		<b>7,97</b>	<b>9,72</b>	<b>18,17</b>	<b>18,76</b>	<b>10,19</b>	<b>9,04</b>
786	Trailer, semi trailer dan kendaraan	4,93	3,19	15,27	9,91	10,35	6,72
575	Plastik lainnya dalam bentuk asal	1,28	2,38	2,05	4,70	0,77	2,32
743	Pompa (selain pompa air) udara atau gas lainnya dan bagiannya	0,00	0,50	0,00	1,22	0,00	0,73
745	Mesin non-elektrik dan bagiannya	0,00	0,00	0,01	0,62	0,01	0,62
515	Senyawa organo-anorganik	0,74	0,64	0,40	0,50	-0,34	-0,14
	Lainnya	1,02	3,01	0,43	1,80	-0,59	-1,21
<b>JORDAN</b>		<b>36,81</b>	<b>8,94</b>	<b>55,38</b>	<b>17,61</b>	<b>18,57</b>	<b>8,67</b>
562	Pupuk	36,81	8,94	55,38	17,61	18,57	8,67

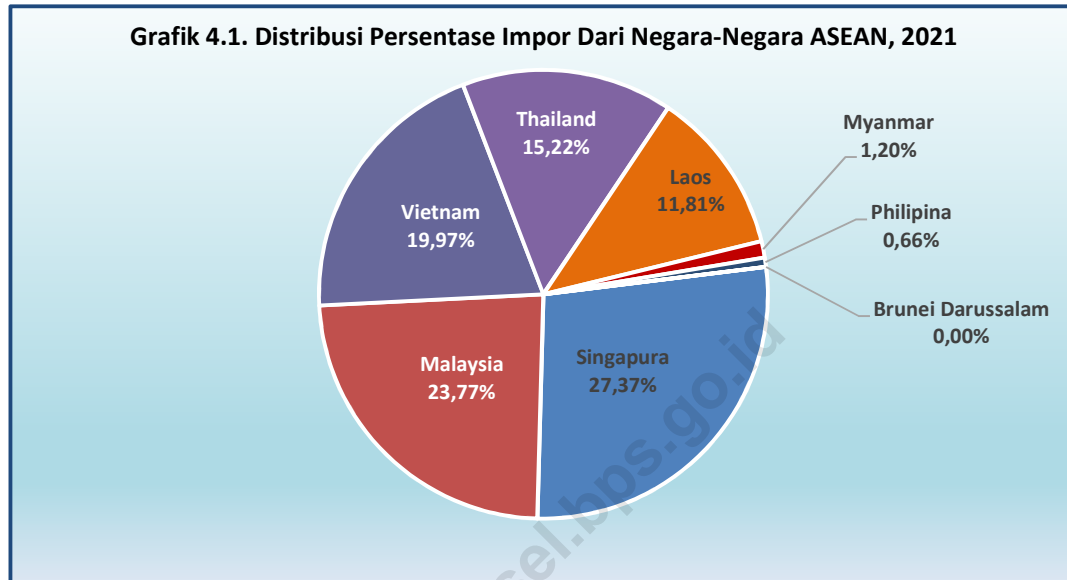
#### 4. Impor Menurut Kelompok Negara Ekonomi dan Peranannya 2020-2021

Transaksi perdagangan impor terbesar selama 2021, berasal dari kelompok negara APEC Lainnya, yakni mencapai 64,50 persen atau senilai US\$613,67 juta. Kelompok negara ASEAN berada di urutan kedua senilai US\$164,22 juta (17,26 persen), diikuti oleh kelompok negara NAFTA senilai US\$41,73 juta (4,39 persen) dan kelompok negara Uni Eropa senilai US\$35,95 juta (3,78 persen). Sedangkan kelompok negara lainnya berkontribusi senilai US\$95,82 juta (10,07 persen).

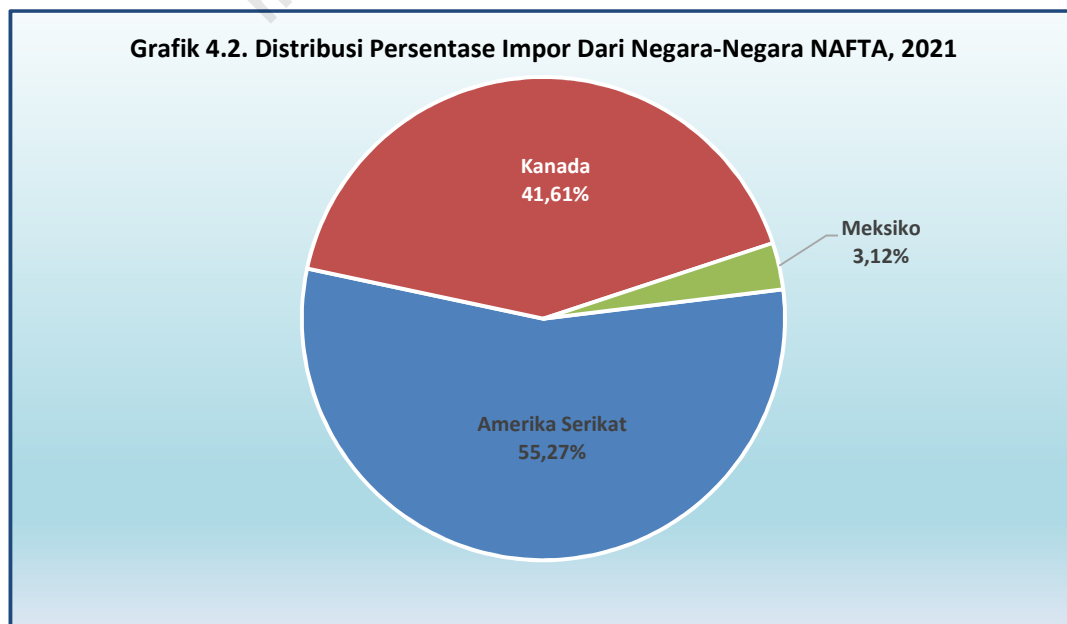
**Tabel 4.1**  
**Impor Menurut Kelompok Negara Ekonomi dan Peranannya Terhadap total Impor, 2020-2021**

Kelompok Negara	2020		2021		Perubahan thd 2021
	Nilai Juta US\$	Peranan Persen	Nilai Juta US\$	Peranan Persen	
(1)	(2)	(3)	(4)	(5)	(6)
<b>APEC</b>	<b>846,23</b>	<b>90,15</b>	<b>815,28</b>	<b>85,69</b>	<b>-3,66</b>
<b>ASEAN</b>	<b>109,20</b>	<b>11,63</b>	<b>164,22</b>	<b>17,26</b>	<b>50,38</b>
Singapura	21,50	2,29	44,95	4,73	109,09
Malaysia	40,71	4,34	39,03	4,10	-4,13
Vietnam	24,44	2,60	32,79	3,45	34,13
Thailand	9,72	1,03	25,00	2,63	157,28
Laos	11,46	1,22	19,39	2,04	69,16
Myanmar	0,97	0,10	1,97	0,21	102,59
Philipina	0,40	0,04	1,09	0,11	175,81
Brunei Darussalam	0,00	0,00	0,00	0,00	-100,00
<b>NAFTA</b>	<b>24,99</b>	<b>2,66</b>	<b>41,73</b>	<b>4,39</b>	<b>66,99</b>
Amerika Serikat	11,07	1,18	23,06	2,42	108,28
Kanada	13,00	1,38	17,36	1,83	33,60
Meksiko	0,92	0,10	1,30	0,14	41,73
<b>NEGARA APEC LAINNYA</b>	<b>724,09</b>	<b>77,14</b>	<b>630,68</b>	<b>66,29</b>	<b>-12,90</b>
Tiongkok	678,05	72,23	577,61	60,71	-14,81
Jepang	9,72	1,04	18,76	1,97	92,96
Rusia	18,08	1,93	17,01	1,79	-5,91
Australia	9,79	1,04	10,88	1,14	11,15
Taiwan	3,04	0,32	2,72	0,29	-10,52
Korea Selatan	4,79	0,51	2,37	0,25	-50,47
Hongkong	0,60	0,06	1,29	0,14	115,86
Selandia Baru	0,01	0,00	0,02	0,00	85,61
<b>UNI EROPA</b>	<b>23,50</b>	<b>2,50</b>	<b>35,95</b>	<b>3,78</b>	<b>52,94</b>
Polandia	0,49	0,05	12,12	1,27	2397,91
Jerman	8,65	0,92	8,04	0,84	-7,03
Swedia	1,05	0,11	6,82	0,72	548,59
Finlandia	2,02	0,22	3,69	0,39	82,54
Italia	1,49	0,16	2,30	0,24	54,18
Spanyol	0,81	0,09	1,01	0,11	24,21
Republik Ceko	1,77	0,19	0,70	0,07	-60,60
Francis	1,65	0,18	0,62	0,07	-62,16
Belanda	0,90	0,10	0,38	0,04	-57,61
Uni Eropa Lainnya	4,68	0,50	0,27	0,03	-94,31
<b>LAINNYA</b>	<b>56,54</b>	<b>6,02</b>	<b>78,80</b>	<b>8,28</b>	<b>39,37</b>
<b>TOTAL IMPOR</b>	<b>938,70</b>	<b>100,00</b>	<b>951,38</b>	<b>100,00</b>	<b>1,35</b>

Diantara kelompok negara APEC lainnya, Tiongkok memiliki kontribusi terbesar mencapai 60,71 persen. Sementara itu, negara utama yang berperan di antara kelompok negara ASEAN, NAFTA, dan Uni Eropa masing-masing adalah Singapura (4,73 persen), Amerika Serikat (2,42 persen), dan Polandia (1,27 persen).

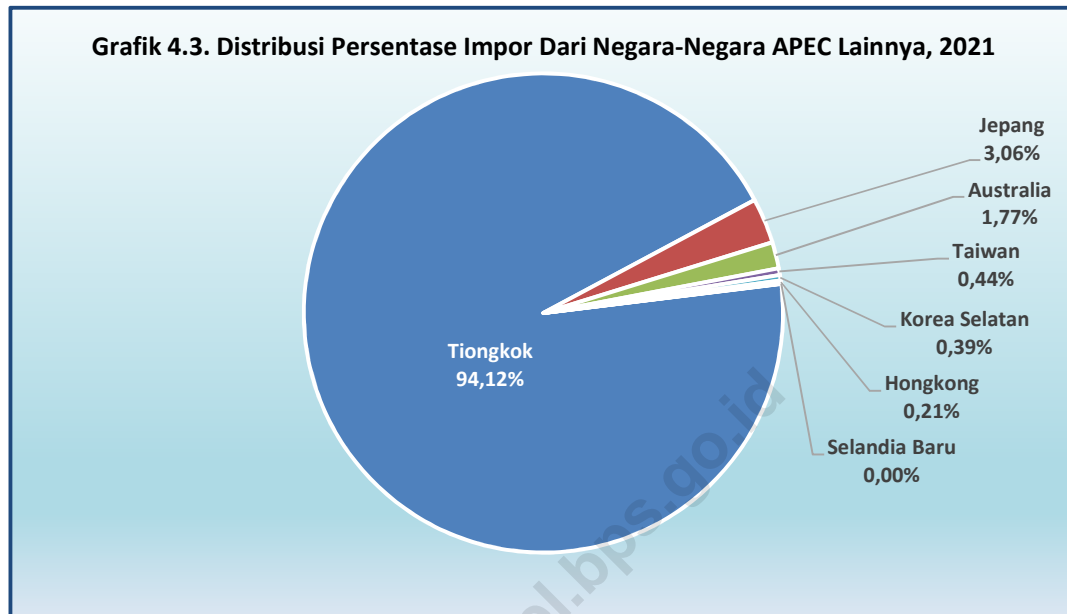


Impor Indonesia dari negara kelompok ASEAN selama tahun 2021, peranan paling tinggi berasal dari Singapura (27,37 persen), diikuti oleh Malaysia (23,77 persen), Vietnam (19,97 persen), Thailand (15,22 persen), dan Laos (11,81 persen). Sementara peranan dari negara negara lainnya masih di bawah 2,00 persen.

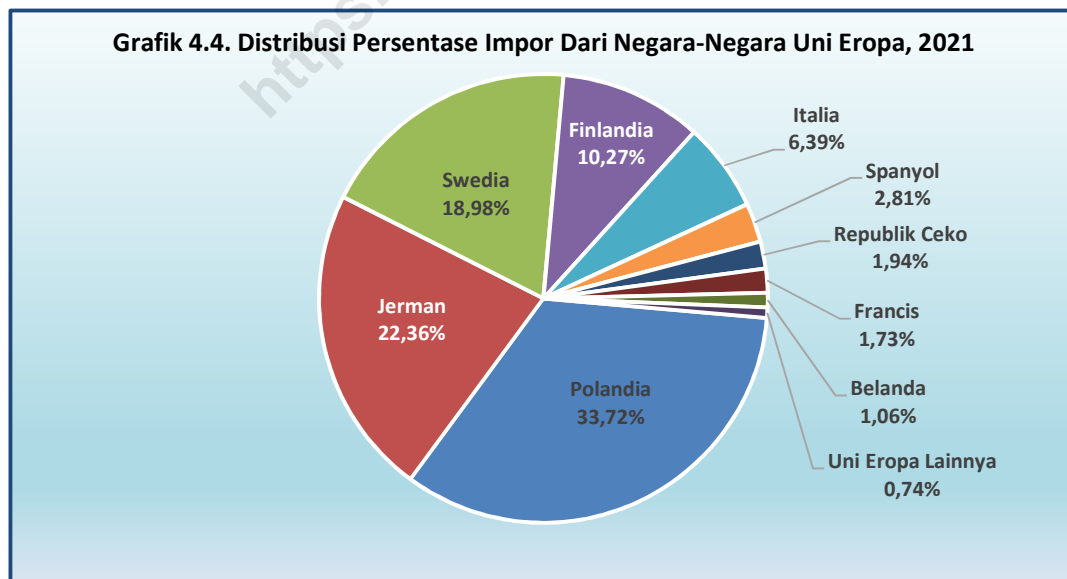




Amerika Serikat menjadi negara pemasok utama dari kelompok negara NAFTA dengan peranan 55,27 persen. Sementara itu, impor dari Kanada dan Meksiko masing-masing 41,61 persen dan 3,12 persen.



Dalam kelompok negara APEC lainnya, impor Indonesia didominasi dari Tiongkok dan Jepang yang mencatatkan kontribusi masing-masing sebesar 57,42 persen dan 15,46 persen. Sementara peranan dari negara lainnya masih dibawah 2,00 persen.



Impor dari negara Uni Eropa selama tahun 2021, peranan paling tinggi berasal dari Polandia (33,72 persen), diikuti oleh Jerman (22,36 persen), Swedia (18,98 persen), Finlandia (10,27 persen), Italia (6,39 persen) dan Spanyol (2,81 persen). Sementara peranan dari negara negara lainnya masih di bawah 2,00 persen.

Dilihat dari perkembangannya, nilai impor Indonesia dari negara kelompok ASEAN mengalami peningkatan 50,38 persen terutama disumbang kenaikan impor dari Singapura sebesar US\$23,45 juta atau naik 109,09 persen. Dari delapan negara ASEAN, dua negara diantaranya mengalami penurunan impor, yaitu Malaysia turun 4,13 persen dan Brunei Darussalam turun 100,00 persen.

Impor dari negara kelompok NAFTA juga mengalami peningkatan 66,99 persen menjadi US\$41,74 juta, yang dipicu oleh naiknya impor dari Amerika Serikat senilai US\$11,99 juta (108,28 persen), Kanada naik US\$4,36 juta (33,60 persen), dan Meksiko naik US\$383,50 ribu (41,73 persen). Sementara impor dari kelompok negara APEC mengalami penurunan 13,08 persen. Penurunan tersebut didorong oleh turunnya impor dari beberapa negara, antara lain Tiongkok 14,81 persen, Taiwan 10,52 persen, dan Korea Selatan 50,47 persen.

Peningkatan nilai impor juga dialami oleh kelompok Uni Eropa senilai US\$11,64 juta (52,96 persen), terutama dipicu oleh naiknya impor dari Polandia US\$12,06 juta (2.397,91 persen), Swedia US\$5,77 juta (548,59 persen), Finlandia US\$1,67 juta (82,54 persen), Italia US\$807,41 ribu (54,18 persen), dan Spanyol US\$196,72 ribu (24,21 persen). Sementara empat negara kelompok Uni Eropa mengalami penurunan, yaitu Republik Ceko US\$1,07 juta (60,60 persen), Prancis US\$1,02 juta (62,16 persen), Jerman US\$608,04 ribu (7,03 persen), dan Belanda US\$515,78 ribu (57,61 persen).

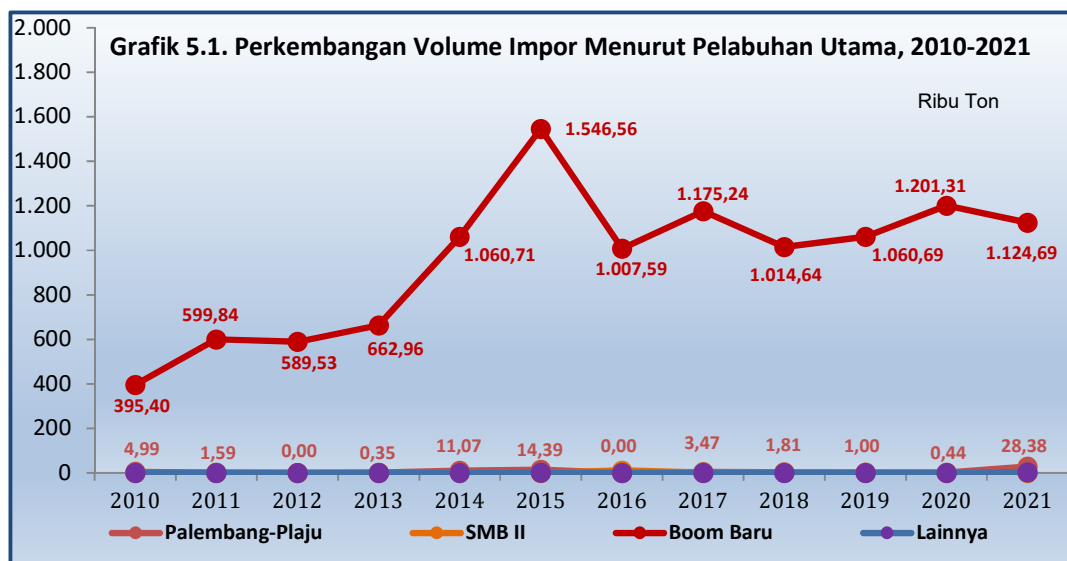
##### **5. Perkembangan Volume Impor Menurut Pelabuhan Bongkar Utama, 2010-2021**

Kegiatan Impor Sumatera Selatan masih berpusat di Pelabuhan Boom Baru Palembang. Fasilitas yang lebih lengkap dan tempat bongkar yang memadai membuat pelabuhan Boom Baru menjadi tujuan utama bongkar muat barang impor dan ekspor. Selama 2021, di pelabuhan ini membongkar 1.133,46 ribu ton (97,34 persen) atau senilai US\$918,29 juta (96,52 persen).

Pelabuhan bongkar terbesar berikutnya adalah Pelabuhan Plaju yang membongkar barang impor sebanyak 28,38 ribu ton (2,46 persen) atau senilai 21,90 US\$ juta (2,30 persen). Pelabuhan bongkar lainnya, yaitu Pelabuhan Air Sugihan OKI, Pelabuhan Kertapati Palembang, Pelabuhan Sungsang dan Bandara Sultan Mahmud Badarudin II secara total melakukan pembongkaran barang impor dengan total sebesar 2,39 ribu ton atau senilai US\$1,64 juta.

**Tabel 5.1**  
**Perkembangan Impor Menurut Pelabuhan Bongkar Utama (ribu ton; juta US\$), 2010-2021**

Tahun	Pelabuhan Bongkar							Jumlah
	Air Sugihan- OKI	Palembang- Kertapati	Sungai Gerong	Palembang- Plaju	Sungsang	SMB II	Boom Baru	
	(2)	(3)	(4)	(5)	(6)	(7)	(8)	
	<b>Berat Bersih (Ribuan Ton)</b>							
2010	0,00	0,00	0,00	4,99	0,00	0,11	395,40	400,50
2011	0,00	0,00	0,00	1,59	0,00	0,02	599,84	601,45
2012	0,00	0,00	0,00	0,00	0,00	0,00	589,53	589,53
2013	0,00	0,00	0,00	0,35	0,00	0,13	662,96	663,44
2014	0,00	0,00	0,00	11,07	0,00	0,08	1.060,71	1 071,87
2015	0,00	0,33	0,00	14,39	0,00	0,03	1.546,56	1 561,30
2016	0,00	0,00	0,00	0,00	0,00	11,07	1.007,59	1 018,65
2017	0,00	0,00	0,01	3,47	0,00	0,70	1.175,24	1 179,42
2018	0,00	0,17	0,00	1,81	0,00	0,42	1.014,64	1 017,04
2019	0,00	0,00	0,00	1,00	0,00	0,31	1.060,69	1 062,00
2020	0,00	0,00	0,00	0,44	0,00	0,04	1.201,31	1 201,79
2021	2,24	0,00	0,00	28,38	0,00	0,14	1.124,69	1 155,46
	<b>Nilai CIF (Juta US\$)</b>							
2010	0,00	0,00	0,00	3,63	0,00	2,94	359,28	365,85
2011	0,00	0,00	0,00	1,14	0,00	0,53	552,24	553,91
2012	0,00	0,00	0,00	0,00	0,00	0,25	506,44	506,69
2013	0,00	0,00	0,00	1,71	0,01	12,95	551,33	565,99
2014	0,00	0,00	0,00	8,83	0,00	1,40	739,98	750,21
2015	0,00	3,83	0,00	8,53	0,00	2,75	1 465,36	1 480,47
2016	0,00	0,00	0,00	0,02	0,00	46,81	989,63	1 036,46
2017	0,00	0,00	0,04	0,95	0,00	31,30	398,71	431,00
2018	0,00	0,20	0,00	16,96	0,00	8,12	767,95	793,23
2019	0,00	0,00	0,00	3,56	0,00	4,79	503,29	511,65
2020	0,00	0,00	0,00	0,18	0,00	1,64	936,87	938,70
2021	3,34	0,00	0,00	21,90	0,00	7,86	918,29	951,38



## 6. Impor Menurut Golongan Penggunaan Barang, 2010-2021

Menurut golongan penggunaan barang selama periode 2010-2021, walaupun cukup berfluktuasi antara bahan baku/penolong dan barang modal namun secara keseluruhan bahan baku/penolong merupakan bagian terbesar dari impor secara keseluruhan dan menunjukkan peranan rata-rata sebesar 52,61 persen per tahun. Sementara itu, impor barang modal dan barang konsumsi masing-masing memberikan rata-rata peranan 44,94 persen dan 2,45 persen.

Pada 2021, impor Sumatera Selatan masih didominasi oleh bahan baku/penolong dengan nilai US\$520,84 juta atau memberikan peran 54,75 persen. Sementara itu, impor barang modal berperan senilai US\$420,18 juta (44,17 persen). Barang konsumsi merupakan golongan barang yang paling sedikit diimpor Sumatera Selatan yakni senilai US\$10,35 juta (1,09 persen).

**Tabel 6.1**  
**Nilai Impor Menurut Golongan Penggunaan Barang dan Peranannya**  
**Terhadap Total Impor, 2010-2021**

Tahun	Nilai (Juta US\$)				Peranan (Persen)			
	Barang Konsumsi	Bahan Baku/ Penolong	Barang Modal	Jumlah	Barang Konsumsi	Bahan Baku/ Penolong	Barang Modal	Jumlah
(1)	(2)	(3)	(4)	(5)	(6)	(7)	(8)	(9)
2010	6,42	178,20	181,23	365,85	1,76	48,71	49,54	100,00
2011	26,15	271,30	256,46	553,91	4,72	48,98	46,30	100,00
2012	17,29	345,66	143,74	506,69	3,41	68,22	28,37	100,00
2013	9,34	328,98	227,68	565,99	1,65	58,12	40,23	100,00
2014	17,73	425,10	307,38	750,21	2,36	56,66	40,97	100,00
2015	11,13	504,55	964,79	1.480,47	0,75	34,08	65,17	100,00
2016	31,28	317,52	687,65	1.036,46	3,02	30,64	66,35	100,00
2017	31,72	276,37	122,91	431,00	7,36	64,12	28,52	100,00
2018	14,62	426,77	351,85	793,23	1,84	53,80	44,36	100,00
2019	5,19	386,71	119,74	511,65	1,01	75,58	23,40	100,00
2020	4,36	352,96	581,37	938,70	0,46	37,60	61,93	100,00
2021	10,35	520,84	420,18	951,38	1,09	54,75	44,17	100,00

Dilihat pertumbuhannya, golongan penggunaan barang konsumsi dan bahan baku/penolong mengalami peningkatan nilai impor masing-masing senilai US\$5,99 juta (57,83 persen) dan US\$167,88 juta (32,23 persen). Golongan penggunaan barang modal di tahun 2021 mengalami penurunan sebesar 161,19 juta (38,36 persen).

## 7. Impor Menurut Golongan Penggunaan Barang SITC 1 Dijit, 2017-2021

Mesin dan alat angkutan merupakan kelompok komoditi yang paling banyak diimpor pada 2021 dengan nilai US\$562,40 juta (turun 14,03 persen) dan memberikan kontribusi 59,11 persen dari total impor. Kelompok SITC terbesar berikutnya adalah bahan kimia senilai US\$162,32 juta (naik 21,31 persen) dan hasil industri pabrik US\$77,07 juta (naik 4,33 persen).

Selanjutnya adalah bahan baku hasil tambang senilai US\$70,55 juta (naik 72,44 persen), bahan bakar, mineral dan minyak pelumas US\$53,46 juta (naik 127,11 persen), hasil industri dan transaksi lainnya US\$17,79 juta (turun 137,49 persen), dan bahan makanan dan binatang hidup US\$7,79 juta (naik 57,84 persen).

**Tabel 7.1**  
**Nilai Impor Menurut SITC 1 Dijit (Juta US\$), 2017-2021**

SITC	Komoditi	2017	2018	2019	2020	2021
(1)	(2)	(3)	(4)	(5)	(6)	(8)
0	Bahan makanan dan binatang hidup	5,11	6,16	4,72	4,94	7,79
1	Minuman dan tembakau	0,00	0,00	0,00	0,00	0,00
2	Bahan baku hasil tambang	51,01	59,66	57,96	40,91	70,55
3	Bahan bakar, mineral, dan minyak pelumas	33,97	33,67	30,96	23,54	53,46
4	Minyak/lemak nabati dan hewani	0,00	0,00	0,00	0,00	0,00
5	Bahan kimia	113,58	179,41	131,37	133,80	162,32
6	Hasil industri pabrik	37,69	73,07	110,10	73,87	77,07
7	Mesin dan alat angkutan	156,01	422,53	169,99	654,15	562,40
8&9	Hasil industri dan transaksi lainnya	33,61	18,73	6,54	7,49	17,79
<b>Jumlah</b>		<b>431,00</b>	<b>793,23</b>	<b>511,65</b>	<b>938,70</b>	<b>951,38</b>

# *Lampiran*

<https://sumsel.go.id>



**Tabel 1**  
**Impor Menurut Negara Asal, Januari - Desember 2021**

Kode Negara	Negara	Januari-Desember 2020		Januari-Desember 2021	
		Berat (kg)	Nilai CIF (US\$)	Berat (kg)	Nilai CIF (US\$)
(1)	(2)	(3)	(4)	(5)	(6)
111	Jepang	7 972 674	9 723 901	18 166 366	18 763 503
112	Hong Kong	603 025	599 668	768 306	1 294 442
114	Korea Selatan	9 117 243	4 793 630	4 294 206	2 374 161
115	Taiwan	2 679 495	3 041 488	2 097 041	2 721 476
116	Tiongkok	299 019 545	678 051 597	325 865 441	577 612 591
121	Thailand	19 556 807	9 715 299	46 950 152	24 995 128
122	Singapura	50 435 102	21 499 712	80 644 005	44 953 525
123	Philipina	620 488	395 850	1 208 180	1 091 790
124	Malaysia	215 010 953	40 712 854	64 782 331	39 030 068
125	Myanmar	951 974	971 119	1 616 911	1 967 436
127	Brunei Darussalam	1	31	0	0
128	Laos	44 813 203	11 461 966	45 909 859	19 389 488
131	Vietnam	67 819 802	24 444 885	51 053 527	32 788 520
133	India	30 109 187	13 289 429	34 939 615	13 169 104
134	Pakistan	36 002	58 302	15 000	34 070
138	Indonesia	248 220	379 497	6 850	10 885
143	Arab Saudi	187 291	81 086	0	0
144	Israel	1	42	0	0
145	Kuwait	0	0	2 295 000	982 548
146	Jordan	36 812 020	8 940 206	55 378 640	17 610 227
152	Oman	1 000 000	440 000	0	0
154	Turki	343 833	1 871 198	7 512 591	4 069 034
155	Uni Emirat Arab	204 672	195 892	0	0
211	Mesir	73 422 984	4 910 688	84 027 790	6 864 951
213	Libya	63	627	22	289
214	Tunisia	0	0	47	786
216	Sudan	929 000	929 839	373 000	419 496
221	Ethiopia	1 344 000	1 312 629	1 296 000	1 712 652
222	Tanzania	102 000	107 897	0	0
227	Mozambik	54 000	54 540	0	0
240	Pantai Gading	12 867 479	8 325 388	19 156 117	20 326 181
261	Afrika Selatan	1 373 807	1 087 304	2 834 978	1 774 820
311	Australia	175 027 504	9 790 305	180 982 041	10 881 831
312	Selandia Baru	1 120	12 311	998	22 850
338	Tonga	1	27	0	0
411	Amerika Serikat	5 427 209	12 997 109	5 993 592	17 363 574
412	Kanada	15 594 043	11 071 767	28 085 972	23 060 249
421	Meksiko	143 515	919 086	587 158	1 302 584
433	Argentina	6	130	0	0



**Tabel 1 (lanjutan)**  
**Impor Menurut Negara Asal, Januari - Desember 2021**

Kode Negara	Negara	Januari-Desember 2020		Januari-Desember 2021	
		Berat (kg)	Nilai CIF (US\$)	Berat (kg)	Nilai CIF (US\$)
(1)	(2)	(3)	(4)	(5)	(6)
434	Brazil	3 988 027	2 593 787	8 558 252	6 463 968
435	Kolombia	25 000	36 375	100 000	148 250
436	Bolivia	1 935 500	720 269	1 600 000	670 800
441	Ekuador	27 500	12 681	16 000	9 648
449	Republik Dominika	2	33	5	110
451	Kosta Rika	70	745	17	440
511	Inggris	170 599	1 060 206	2 206 733	1 689 888
512	Belanda	6 255	895 253	594 693	379 479
513	Francis	2 146 638	1 646 628	15 426	623 036
514	Jerman	10 395 269	8 645 084	16 444 685	8 037 041
515	Austria	26 066	1 372 455	75	2 159
516	Belgia	81 650	1 051 568	617	11 528
517	Swiss	1 222	9 075	1 913	67 082
523	Swedia	95 734	1 051 909	140 544	6 822 607
524	Finlandia	160 020	2 023 040	225 584	3 692 915
525	Irlandia	0	0	10	175
526	Italia	96 213	1 490 272	109 823	2 297 690
527	Spanyol	490 521	812 643	589 830	1 009 371
528	Portugal	1	62	3 424	177 712
542	Hungaria	968	11 830	204	6 977
543	Polandia	252 466	485 250	302 245	12 121 127
544	Rumania	0	0	131	5 313
545	Bulgaria	22 547	19 666	23 000	17 914
551	Belarus	41 174 090	10 183 875	9 133 459	2 487 347
555	Tajikistan	27	150	0	0
557	Ukraina	822	74 506	9 359	289 530
558	Uzbekistan	1 007 000	236 645	0	0
559	Lithuania	270 022	353 395	35	1 215
560	Latvia	11	512	0	0
561	Estonia	105 457	1 677 700	3 203	31 949
563	Kroasia	2	89	0	0
564	Bosnia & Herzegovina	116	1 676	178	4 628
565	Malta	0	0	11	142
566	Slovakia	1 462	24 390	513	10 738
567	Slovenia	8 656	169 222	16	476
568	Republik Ceko	36 343	1 773 887	36 996	698 993
572	Rusia	65 432 217	18 077 778	48 498 522	17 009 614
580	Jersey	1	17	0	0
<b>TOTAL IMPOR</b>		<b>1 201 786 763</b>	<b>938 699 972</b>	<b>1 155 457 239</b>	<b>951 378 121</b>

**Tabel 2**  
**Impor Menurut Kelompok dan Golongan HS Januari - Desember, 2020-2021**

HS	Deskripsi Komoditas	Januari-Desember 2020		Januari-Desember 2021	
		Berat (kg)	Nilai CIF (US\$)	Berat (kg)	Nilai CIF (US\$)
(1)	(2)	(3)	(4)	(5)	(6)
I	Binatang hidup; Produk Hewani	0	0	0	0
II	Produk Nabati	6 527 689	6 628 961	4 769 805	5 793 278
III	Lemak dan Minyak Hewani/Nabati	12	7	0	0
IV	Bahan Makanan, Minuman, Alkohol, & Tembakau	2 132 129	1 470 991	4 452 142	3 303 891
V	Produk Mineral	80 149 495	5 718 929	926 407	649 777
VI	Produk Industri Kimia atau Produk Industri Terkait	280 866 571	35 655 475	309 973 381	70 394 617
VII	Plastik, Karet dan Barang Daripadanya	512 682 898	123 082 972	513 199 699	145 988 856
VIII	Kulit Mentah, Kulit Samak, & Barang Daripadanya	24 833 909	25 407 006	38 560 540	55 107 449
IX	Kayu dan Barang Dari Kayu	2 600	11 869	11	78
X	Pulp; Kertas/Karton dan Barang Daripadanya	17 798 145	12 035 226	28 150 473	23 723 737
XI	Tekstil dan Barang Tekstil	460 846	1 477 163	668 064	4 343 185
XII	Alas Kaki, Payung, Bunga Artifisial	2 450	15 048	422	1 943
XIII	Semen, Produk Keramik dan Barang dari Kaca	127 753 601	21 003 179	68 535 194	19 167 990
XIV	Mutiara, Logam Mulia dan Barang Daripadanya	124	3 331	0	0
XV	Logam Tidak Mulia dan Barang Daripadanya	2	204	4 989	960 000
XVI	Mesin, Peralatan Mekanis; Perlengkapan Elektrik	33 312 544	49 571 727	32 306 499	47 585 487
XVII	Kendaraan dan Perlengkapannya	70 444 361	616 741 551	60 314 088	491 816 598
XVIII	Instrumen Optik, Fotografi, dan Instrumen Musik	43 576 614	36 219 930	91 972 026	69 382 633
XIX	Senjata dan Amunisi; Bagian dan Aksesorisnya	138 736	2 003 709	204 822	9 150 602
XX	Bermacam-macam Barang Hasil Pabrik	1 104 034	1 652 554	1 418 677	4 008 000
XXI	Karya Seni, Barang Kolektor dan Barang Antik	3	140	0	0
<b>TOTAL IMPOR</b>		<b>1 201 786 763</b>	<b>938 699 972</b>	<b>1 155 457 239</b>	<b>951 378 121</b>
<b>BAB</b>					
07	Sayuran	2 299 804	2 296 005	2 670 991	3 284 952
08	Buah-Buahan	833 019	770 106	642 403	605 669
09	Kopi, Teh, Dan Rempah-Rempah	304 110	373 848	308 060	577 982
10	Sereal	77 180	24 299	51 760	17 199
11	Hasil Penggilingan	152 000	66 564	0	0
12	Biji Dan Buah Mengandung Minyak	2 821 576	3 048 339	1 036 591	1 247 476
13	Lak, Getah, Dan Damar	40 000	49 800	60 000	60 000
15	Lemak Dan Minyak Hewani/Nabati	12	7	0	0
17	Gula Dan Kembang Gula	871 301	308 348	2 453 160	854 752
18	Kakao Dan Olahannya	12	255	0	0
19	Olahan Dari Tepung	1 068	4 482	43 723	559 656
20	Olahan Dari Sayuran, Buah, Dan Kacang	59 210	113 050	0	0
21	Berbagai Makanan Olahan	123	3 746	0	0
22	Minuman, Alkohol, Dan Cuka	6	50	0	0
23	Ampas Dan Sisa Industri Makanan	1 200 409	1 041 060	1 955 259	1 889 483
25	Garam, Belerang, Batu, Dan Semen	206 347 858	12 116 403	223 304 018	16 935 893
27	Bahan Bakar Mineral	74 518 713	23 539 072	86 669 363	53 458 724
28	Bahan Kimia Anorganik	63 209 050	16 640 798	77 612 685	17 813 143
29	Bahan Kimia Organik	1 724 800	1 985 813	1 385 396	2 242 973
30	Produk Farmasi	47	1 596	0	0

**Tabel 2 (Lanjutan)**  
**Impor Menurut Kelompok dan Golongan HS Januari - Desember, 2020-2021**

HS	Deskripsi	Januari-Desember 2020		Januari-Desember 2021	
		Berat (kg)	Nilai CIF (US\$)	Berat (kg)	Nilai CIF (US\$)
(1)	(2)	(3)	(4)	(5)	(6)
31	Pupuk	424 386 462	93 714 686	408 736 283	114 479 929
32	Sari Bahan Samak Dan Celup	2 966 293	1 391 598	3 400 034	1 572 432
33	Minyak Atsiri, Wewangian, Dan Kosmetik	13 129	23 950	6 455	16 714
34	Sabun Dan Preparat Pembersih	431 491	935 734	360 839	727 552
35	Perekat Dan Enzim	1 087 284	730 155	549 430	359 756
36	Bahan Peledak, Korek Api, Dan Kembang Api	3	3	0	0
38	Berbagai Produk Kimia	18 864 339	7 658 639	21 148 577	8 776 357
39	Plastik Dan Barang Dari Plastik	9 949 708	14 377 488	10 696 231	20 576 941
40	Karet Dan Barang Dari Karet	14 884 201	11 029 518	27 864 309	34 530 508
42	Barang Dari Kulit Samak	2 600	11 869	11	78
44	Kayu Dan Barang Dari Kayu	80 149 494	5 718 928	926 403	649 678
45	Gabus Dan Barang Dari Gabus	1	1	4	99
47	Pulp Dari Kayu	17 673 861	11 780 894	28 078 522	23 474 335
48	Kertas, Karton, Dan Barang Daripadanya	122 485	234 246	69 747	239 154
49	Produk Industri Percetakan	1 799	20 086	2 204	10 248
53	Serat Tekstil Nabati Lainnya	54 130	25 447	23 550	14 179
54	Filamen Buatan	11	85	9	62
55	Serat Stapel Buatan	281 500	255 983	227 384	218 964
56	Kain Kempa, Benang Khusus, Dan Benang Pintal	60 622	173 227	100 155	229 808
58	Kain Tenunan Khusus	5	95		
59	Kain Tekstil Dilapisi Atau Dilaminasi	60 510	960 961	243 376	3 640 581
61	Pakaian Dan Aksesorinya (Rajutan)	1 052	14 503		
62	Pakaian Dan Aksesorinya (Bukan Rajutan)	103	1 942		
63	Barang Tekstil Jadi Lainnya	2 913	44 920	73 590	239 591
64	Alas Kaki	286	4 498		
65	Tutup Kepala Dan Bagiannya	1 818	9 006	340	1 617
66	Payung, Tongkat, Dan Bagiannya	339	1 303	82	326
67	Barang Dari Bulu Unggas, Bunga Artifisial, Dan Wig	7	241		
68	Barang Dari Batu, Semen, Asbes, Atau Mika	68 014 346	7 490 191	5 342 567	2 926 684
69	Produk Keramik	57 435 396	12 679 921	61 600 862	15 340 004
70	Kaca Dan Barang Dari Kaca	2 303 859	833 067	1 591 765	901 302
71	Logam Mulia Dan Perhiasan/Permata	124	3 331		
72	Besi Dan Baja	9 991 120	8 859 054	17 005 492	18 446 822
73	Barang Dari Besi Dan Baja	21 341 471	33 258 067	13 727 931	23 653 967
74	Tembaga Dan Barang Daripadanya	25 858	42 466	8 442	26 496
75	Nikel Dan Barang Daripadanya	12 186	15 472	27 704	56 804
76	Aluminium Dan Barang Daripadanya	1 235 671	2 624 647	1 199 358	3 344 063
78	Timbal Dan Barang Daripadanya	47	337		
79	Seng Dan Barang Daripadanya	2	35		
81	Logam Tidak Mulia Lainnya	605 861	4 411 097	239 066	1 571 989

**Tabel 2 (Lanjutan)**  
**Impor Menurut Kelompok dan Golongan HS Januari - Desember, 2020-2021**

HS	Deskripsi	Januari-Desember 2020		Januari-Desember 2021	
		Berat (kg)	Nilai CIF (US\$)	Berat (kg)	Nilai CIF (US\$)
(1)	(2)	(3)	(4)	(5)	(6)
82	Perkakas Dan Peralatan Dari Logam Tidak Mulia	17 272	67 901	39 524	231 550
83	Berbagai Barang Logam Tidak Mulia	83 056	292 651	58 982	253 796
84	Mesin Dan Peralatan Mekanis Serta Bagiannya	64 255 252	450 169 021	57 193 879	414 906 018
85	Mesin Dan Perlengkapan Elektrik Serta Bagiannya	6 189 109	166 572 530	3 120 209	76 910 580
86	Kereta Api, Trem, Dan Bagiannya	41 346 569	32 948 906	89 481 827	63 035 649
87	Kendaraan Dan Bagiannya	2 226 028	3 258 124	2 293 030	5 413 711
89	Kapal, Perahu, Dan Struktur Terapung	4 017	12 900	197 169	933 273
90	Instrumen Optik, Fotografi, Sinematografi, Dan Med	130 038	1 966 898	204 813	9 150 298
91	Jam Dan Arloji Serta Bagiannya	84	2 688	9	304
92	Instrumen Musik Dan Bagiannya	8 614	34 123		
93	Senjata Dan Amunisi Serta Bagiannya	2	204	4 989	960 000
94	Perabotan, Lampu, Dan Alat Penerangan	1 056 138	1 478 481	1 399 386	3 923 421
95	Mainan, Permainan Dan Keperluan Olahraga	34 743	85 674	9 479	23 854
96	Berbagai Barang Buatan Pabrik	13 153	88 399	9 812	60 725
97	Karya Seni, Barang Kolektor, Dan Barang Antik	3	140		
<b>TOTAL IMPOR</b>		<b>1 201 786 763</b>	<b>938 699 972</b>	<b>1 155 457 239</b>	<b>951 378 121</b>

**Tabel 3**  
**Impor Menurut Komoditas (HS) dan Negara Asal Januari - Desember, 2020-2021**

HS/STIC	Deskripsi Komoditas/ Negara Asal	Januari-Desember 2020		Januari-Desember 2021	
		Berat (kg)	Nilai CIF (US\$)	Berat (kg)	Nilai CIF (US\$)
(1)	(2)	(3)	(4)	(5)	(6)
07123200 05613	Wood ears ( <i>Auricularia</i> spp), dried, whole, cut, sliced, broken or in powder, but not further prepared Tiongkok	3 830	12 257	0	0
07133190 05423	Beans of sp <i>Vigna mungo</i> , Hepper/ <i>Vigna radiata</i> , Wilczek, dried, shelled, won skinned or split, not for Myanmar Ethiopia	2 295 974	2 283 748	2 670 991	3 284 952
08041000 05796	Dates, fresh or dried Mesir	825 001	759 684	640 503	602 839
08062000 05752	Grapes, dried India	8 018	10 422	1 900	2 830
09021010 07411	Leaves, oth green tea (not fermented), in immediate packings of ≤ 3 kg, whether or not flavoured Australia	3	60	0	0
09022010 07412	Leaves, oth green tea (not fermented), whether or not flavoured Jepang	2	64	0	0
09022090 07412	oth green tea (not fermented), whether or not flavoured, oth leaves Taiwan	4	60	0	0
09023090 07413	Black tea (fermented) and partly fermented tea, in immediate packings of ≤ 3 kg, whether or not Taiwan	2	76	0	0
09042210 07513	Chillies (Fruits of the genus <i>Capsicum</i> ), crushed or ground India Tiongkok	241 000	245 100	100 000	92 000
09062000 07523	Cinnamon and Cinnamon-tree flowers, crushed or ground Vietnam	25 000	92 500	177 500	454 648
09083100 07525	Cardamoms, neither crushed nor ground India Singapura	1 411	1 614	92	1 730
09092100 07526	Seeds of coriander, neither crushed nor ground Bulgaria India Singapura	24 620	20 571	24 000	19 379

**Tabel 3 (lanjutan)**  
**Impor Menurut Komoditas (HS) dan Negara Asal Januari - Desember, 2020-2021**

HS/STIC	Deskripsi Komoditas/ Negara Asal	Januari-Desember 2020		Januari-Desember 2021	
		Berat (kg)	Nilai CIF (US\$)	Berat (kg)	Nilai CIF (US\$)
(1)	(2)	(3)	(4)	(5)	(6)
09092200 07526	Seeds of coriander, crushed or ground Singapura	1 238	1 416	0	0
09093100 07526	Seeds of cumin, neither crushed nor ground India Singapura	1 885	2 156	998	2 390
09096110 07526	Seeds of anise, neither crushed nor ground India	0	0	998	1 660
09096210 07526	Seeds of anise, crushed or ground Singapura	478	547	998	1 660
09103000 07529	Turmeric (curcuma) India Singapura	2 958	3 383	3 973	5 380
09109990 07529	oth spices, oth mixtures referred to in Note 1(b) to this Chapter , oth than Thyme, bay leaves India Singapura	5 509	6 301	499	795
10019919 04120	oth wheat, oth seed, fit for human consumption, oth than wheat grain without husk Australia	77 180	24 299	51 760	17 199
11081400 59214	Manioc (cassava) starch Thailand	152 000	66 564	0	0
12024200 22212	oth than seed ground-nuts, not roasted or othwise cooked, shelled, whether or not broken India Mozambik Sudan Tanzania Tiongkok	2 758 172	2 940 505	993 110	1 160 723
12074090 22250	oth than edible sesamum seeds India	27 404	49 664	28 481	52 683
12119019 29249	oth plants and part of plants used primarily in pharmacy, not in cut, crushed or powdered form Pakistan	36 000	58 170	15 000	34 070
13023200 29296	Mucilages and thickeners, whether or not modified, derived from locust beans, locust bean seeds or guar India	40 000	49 800	60 000	60 000

**Tabel 3 (lanjutan)**  
**Impor Menurut Komoditas (HS) dan Negara Asal Januari - Desember, 2020-2021**

HS/STIC	Deskripsi Komoditas/ Negara Asal	Januari-Desember 2020		Januari-Desember 2021	
		Berat (kg)	Nilai CIF (US\$)	Berat (kg)	Nilai CIF (US\$)
(1)	(2)	(3)	(4)	(5)	(6)
15180019 43110	oth fats & oil & its fractions, boiled/oxidised/ dehydrated/sulphurised/blown/ polymerised Hong Kong	12	7	0	0
17026020 06196	Fructose syrup containing in the dry state more than 50 % by weight of fructose, excluding invert sugar Tiongkok Turki	871 300	308 260	2 453 160	854 752
17049010 06229	Medicated pastilles & drops, not containing cocoa Tiongkok	1	88	0	0
18062010 07320	Chocolate confectionery blocks, slabs or bars weighing more than 2 kg Belanda	4	60	0	0
18062090 07320	oth chocolate, liquid,paste,granular/ oth bulk form, packing > 2kg Jerman	8	195	0	0
19021990 04830	oth pasta, uncooked, not cont eggs Korea Selatan	7	40	0	0
19041090 04811	Prep food obtain by the swell/roasting of cereals/cereal products, not cont cocoa Arab Saudi Australia Belanda Belgia Francis Hong Kong India Inggris Italia Jepang Jerman Korea Selatan Malaysia Selandia Baru Singapura Taiwan Tiongkok	1 009	4 033	0	0
19042010 04811	Prepared foods obtained from unroasted cereal flakes Korea Selatan	9	50	0	0
19059090 04849	oth baker wares Amerika Serikat Belanda	43	359	43 723	559 656

**Tabel 3 (lanjutan)**  
**Impor Menurut Komoditas (HS) dan Negara Asal Januari - Desember, 2020-2021**

HS/STIC	Deskripsi Komoditas/ Negara Asal	Januari-Desember 2020		Januari-Desember 2021	
		Berat (kg)	Nilai CIF (US\$)	Berat (kg)	Nilai CIF (US\$)
(1)	(2)	(3)	(4)	(5)	(6)
	Korea Selatan	17	150	0	0
	Polandia	8	50	0	0
	Selandia Baru	2	27	0	0
	Singapura	10	38	0	0
20059910 05679	Oth vegetabl and mixtr of vegt in airtight containr for retail sale	59 210	113 050	0	0
	Australia	12 940	26 009	0	0
	Tiongkok	16 200	26 600	0	0
	Vietnam	30 070	60 441	0	0
21011190 07131	Extracts, essences and concentrates oth than coffee	5	4	0	0
	Taiwan	5	4	0	0
21012020 07432	Tea extracts for the manufacture of tea preparations, in powder form	2	25	0	0
	Tiongkok	2	25	0	0
21039029 09849	Oth mixed condiments and mixed seasonings	3	126	0	0
	Jerman	2	98	0	0
	Malaysia	1	28	0	0
21061000 09899	Protein concentrates and textured protein substances	8	25	0	0
	Malaysia	8	25	0	0
21069049 09899	Autolysed yeast extracts not in powder form	1	55	0	0
	Jerman	1	55	0	0
21069055 09899	oth, composite concentrates for simple dilution with water to make beverages	2	35	0	0
	Amerika Serikat	2	35	0	0
21069071 09899	Food supplements based on ginseng	5	140	0	0
	Amerika Serikat	1	50	0	0
	Korea Selatan	4	90	0	0
21069072 09899	oth food supplements	95	3 214	0	0
	Amerika Serikat	3	169	0	0
	Australia	2	72	0	0
	Belanda	4	583	0	0
	Hong Kong	47	195	0	0
	Inggris	2	86	0	0
	Jerman	3	146	0	0
	Korea Selatan	7	175	0	0
	Laos	2	152	0	0
	Malaysia	13	574	0	0
	Singapura	6	449	0	0



**Tabel 3 (lanjutan)**  
**Impor Menurut Komoditas (HS) dan Negara Asal Januari - Desember, 2020-2021**

HS/STIC	Deskripsi Komoditas/ Negara Asal	Januari-Desember 2020		Januari-Desember 2021	
		Berat (kg)	Nilai CIF (US\$)	Berat (kg)	Nilai CIF (US\$)
(1)	(2)	(3)	(4)	(5)	(6)
	Taiwan	2	422	0	0
	Tiongkok	4	191	0	0
21069091 09899	oth, mixtures of chemicals with foodstuffs or oth substances with nutritive value, of a kind used for	2	122	0	0
	Australia	2	122	0	0
22089050 11249	Arrack or pineapple spirit of an alcoholic strength by volume not exceeding 40 % vol	6	50	0	0
	Polandia	6	50	0	0
23040090 08131	Oth than defatted soya-bean flour, fit for human consumption	105 000	67 200	242 800	205 064
	Taiwan	105 000	67 200	242 800	205 064
23091010 08195	Dog or cat food, put up for retail sale, containing meat	125 589	137 492	401 883	439 788
	Tiongkok	125 589	137 492	401 883	439 788
23091090 08195	Dog or cat food, put up for retail sale, not containing meat	969 819	836 340	1 310 576	1 244 631
	Thailand	26 001	20 672	32 640	39 933
	Tiongkok	943 818	815 668	1 277 936	1 204 698
23099020 08199	Premixes, feed supplements or feed additives	1	28	0	0
	Inggris	1	28	0	0
25010091 27830	Other salt with sodium chloride content more than >60 % & <97 %, calculated on a dry basis, fortified	6	60	0	0
	Korea Selatan	6	60	0	0
25010092 27830	Other salt with sodium chloride content >97 % & < 999 %, calculated on a dry basis	147 240 000	5 615 702	142 001 000	5 287 860
	Australia	147 240 000	5 615 702	142 001 000	5 287 860
25030000 27410	Sulphur of all kinds, other than sublimed sulphur, precipitated sulphur and colloidal sulphur	13 416 400	1 223 761	10 609 736	2 058 396
	Korea Selatan	4 000 000	368 000	756 000	189 756
	Rusia	0	0	498 336	126 079
	Singapura	9 416 400	855 761	9 343 800	1 655 626
	Tiongkok			11 600	86 935
25059000 27339	Other than silica sands and quartz sands	0	0	12	825
	Tiongkok	0	0	12	825
25081000 27827	Bentonite	25 012	3 490	0	0
	Tiongkok	25 012	3 490	0	0
25084090 27829	Other clays than fuller's earth	8 450 000	464 245	3 250 000	193 775
	Malaysia	8 450 000	464 245	3 250 000	193 775

**Tabel 3 (lanjutan)**  
**Impor Menurut Komoditas (HS) dan Negara Asal Januari - Desember, 2020-2021**

HS/STIC	Deskripsi Komoditas/ Negara Asal	Januari-Desember 2020		Januari-Desember 2021	
		Berat (kg)	Nilai CIF (US\$)	Berat (kg)	Nilai CIF (US\$)
(1)	(2)	(3)	(4)	(5)	(6)
25102010 27232	Natural calcium phosphates, natural aluminium calcium phosphates and phosphatic chalk, ground, Mesir	1 000 000	55 000	0	0
25199010 27825	Fused magnesia, dead-burned (sintered) magnesia	4 717 500	772 720	3 528 000	936 582
	Australia	3 120 000	511 680	600 000	168 600
	Tiongkok	1 597 500	261 040	2 928 000	767 982
25199090 27825	Other than fused magnesia, dead-burned (sintered) magnesia	0	0	1 092 000	261 011
	Tiongkok	0	0	1 092 000	261 011
25202090 27324	Other Plasters	65 000	36 550	54 000	23 094
	Tiongkok	65 000	36 550	54 000	23 094
25210000 27322	Limestone flux, limestone and other calcareous stone, of a kind used for the manufacture of lime or	9 600 000	612 576	13 292 000	582 035
	Malaysia	9 600 000	612 576	13 292 000	582 035
25221000 66111	Quicklime	18 289 700	2 321 572	42 861 100	5 748 665
	Malaysia	3 024 000	365 601	13 126 800	1 669 348
	Thailand	11 520 000	1 514 387	29 734 300	4 079 317
	Vietnam	3 745 700	441 584	0	0
25262010 27893	Talc powder	544 340	172 941	181 440	58 060
	Amerika Serikat	544 320	172 912	181 440	58 060
	Tiongkok	20	29		
25280000 27894	Natural borates&concentrate,not incl borate separated fromNatural brine,natural boric acid	1 400 000	588 000	2 548 000	1 191 200
	Bolivia	1 400 000	588 000	1 600 000	670 800
	Malaysia			948 000	520 400
25291010 27853	Potash feldspar, soda feldspar	806 400	109 668	538 800	86 000
	Tiongkok	806 400	109 668	538 800	86 000
25301000 27898	Vermiculite, perlite & chlorites, unexp&ed	0	0	8 450	5 398
	Tiongkok	0	0	8 450	5 398
25302010 27899	Kieserite, epsomite (natural magnesium sulphates) , Kieserite	783 210	121 398	3 319 480	489 192
	Jerman	783 210	121 398	3 319 480	489 192
25309090 27899	Other micronized zircon s& (zirconium silicate) of a kind used as an opacifier	10 290	18 720	20 000	13 800
	Jerman	10 290	18 720	0	0
	Tiongkok			20 000	13 800

**Tabel 3 (lanjutan)**  
**Impor Menurut Komoditas (HS) dan Negara Asal Januari - Desember, 2020-2021**

HS/STIC	Deskripsi Komoditas/ Negara Asal	Januari-Desember 2020		Januari-Desember 2021	
		Berat (kg)	Nilai CIF (US\$)	Berat (kg)	Nilai CIF (US\$)
(1)	(2)	(3)	(4)	(5)	(6)
27011900 32122	Coal, whether or not pulverised, but not agglomerated ,other coal	7 497 470	324 149	0	0
	Malaysia	7 497 470	324 149	0	0
27101224 33460	Motor spirit of RON 90 & above but below RON 97 unblended	0	0	41 612 378	31 102 397
	Malaysia	0	0	11 416 995	8 953 411
	Singapura	0	0	30 195 383	22 148 986
27101943 33460	Other lubricating oils	813 764	1 759 361	1 491 711	3 063 440
	Amerika Serikat	423	929	240	421
	Singapura	813 341	1 758 432	1 491 004	3 062 168
	Swedia	0	0	467	851
27101944 33460	Lubricating greases	21 999	46 814	56 323	114 472
	Amerika Serikat	189	623	4 536	8 640
	Singapura	21 810	46 191	51 787	105 832
27122000 33512	Paraffin wax containing by weight less than 0.75 % of oil	2 441 275	1 349 717	2 186 930	1 333 996
	Malaysia	2 379 805	1 319 597	2 186 930	1 333 996
	Thailand	61 470	30 120	0	0
27129010 33512	Other Paraffin wax	298	429	0	0
		298	429		
	Tiongkok	298	429	0	0
27129090 33512	Other Petroleum jelly	610 555	426 206	705 700	475 346
	Malaysia	66 280	35 586	478 625	277 884
	Thailand	462 690	243 767	176 220	105 923
	Tiongkok	81 585	146 853	50 855	91 539
27132000 33541	Petroleum bitumen	63 133 352	19 632 396	40 616 321	17 369 073
	Malaysia	25 329 987	8 170 627	4 692 989	1 731 242
	Singapura	37 803 365	11 461 769	35 923 332	15 637 831
28020000 52226	Sulphur, sublimed or precipitated, colloidal sulphur.	0	0	176 000	53 810
	Singapura	0	0	176 000	53 810
28044000 52221	Oxygen	0	0	135	633
	Singapura	0	0	135	633
28092032 52234	Phosphoric acid & polyphosphoric acids, food grade, phosphoric acid	210 400	175 384	379 200	370 328
	Tiongkok	210 400	175 384	312 000	307 294
	Vietnam			67 200	63 034

**Tabel 3 (lanjutan)**  
**Impor Menurut Komoditas (HS) dan Negara Asal Januari - Desember, 2020-2021**

HS/STIC	Deskripsi Komoditas/ Negara Asal	Januari-Desember 2020		Januari-Desember 2021	
		Berat (kg)	Nilai CIF (US\$)	Berat (kg)	Nilai CIF (US\$)
(1)	(2)	(3)	(4)	(5)	(6)
28092039 52234	Other Phosphoric acid & polyphosphoric acids ,food grade	422 400	368 649	528 000	595 713
	Malaysia	0	0	290 400	379 682
	Tiongkok	422 400	368 649	237 600	216 031
28112290 52237	Other inorganic oxygen compounds of nonmetals, Silicon dioxide	11 200	22 621	11 200	23 727
	Tiongkok	11 200	22 621	11 200	23 727
28151100 52262	Sodium hydroxide (caustic soda), solid	12 637 000	5 226 086	14 477 150	5 463 014
	India	108 000	62 856	0	0
	Kuwait	0	0	2 295 000	982 548
	Taiwan	76 000	44 232		
	Thailand	76 000	44 232	0	0
	Tiongkok	12 377 000	5 074 766	12 182 150	4 480 466
28182000 28520	Aluminium oxide, other than artificial corundum	8 600	9 669	0	0
	Tiongkok	8 600	9 669	0	0
28183000 52266	Aluminium hydroxide	3 564 000	991 612	2 398 000	636 163
	India	616 000	172 816	0	0
	Korea Selatan	2 948 000	818 796	2 398 000	636 163
28251000 52268	Hydrazine & hydroxylamine & their inorganic salts	140 000	436 170	100 000	291 450
	Jepang	140 000	436 170	100 000	291 450
28271000 52321	Ammonium chloride	11 300 000	1 345 005	3 678 900	564 793
	Tiongkok	11 300 000	1 345 005	3 678 900	564 793
28273200 52329	Other chlorides, of aluminium	0	0	1 352 000	432 664
	Tiongkok	0	0	1 352 000	432 664
28275900 52329	Other than bromides of sodium or of potassium	4 200	80 500	1 600	28 000
	Tiongkok	4 200	80 500	1 600	28 000
28331100 52345	Disodium sulphate	28 626 400	3 886 175	47 829 000	6 030 714
	Tiongkok	28 626 400	3 886 175	47 829 000	6 030 714
28332500 52349	Other sulphates of cooper	860 000	1 422 952	322 000	583 980
	Taiwan	704 000	1 149 952	250 000	415 500
	Thailand	48 000	84 000	72 000	168 480
	Tiongkok	108 000	189 000		
28332930 52349	Other sulphates of chromium	594 000	361 098	104 000	66 090
	Tiongkok	594 000	361 098	104 000	66 090

**Tabel 3 (lanjutan)**  
**Impor Menurut Komoditas (HS) dan Negara Asal Januari - Desember, 2020-2021**

HS/STIC	Deskripsi Komoditas/ Negara Asal	Januari-Desember 2020		Januari-Desember 2021	
		Berat (kg)	Nilai CIF (US\$)	Berat (kg)	Nilai CIF (US\$)
(1)	(2)	(3)	(4)	(5)	(6)
28332990 52349	Other sulphates,oth than of magnesium/ aluminium/ nickel/ copper/ barium,Tribasic lead sulphate/ Tiongkok	563 000	243 880	256 500	120 014
28341000 52351	Nitrites Tiongkok	1 000	8 260	0	0
28352990 52363	Other phosphates Tiongkok	1 500	13 639	0	0
28364000 52374	Potassium carbonates Korea Selatan	24 000	17 880	24 000	16 800
28470010 52491	Hydrogen peroxide, whether or not solidified with urea. In liquid form Korea Selatan Thailand	4 241 350	2 031 218	5 975 000	2 535 250
29061100 51231	Menthol Tiongkok	3 875	100 750	3 720	96 720
29121200 51621	Ethanal (acetaldehyde) Tiongkok	0	0	60 000	96 600
29161900 51379	Unsaturated acyclic monocarboxylic acid,their anhydride,halide,peroxide/xyacid&their deriv,oth Tiongkok	0	0	25 000	99 500
29163100 51379	Benzoic acid, its salts & esters Tiongkok	26 000	26 520	41 000	50 280
29181400 51391	Citric acid Brazil Tiongkok Kolombia	216 000	145 064	188 776	258 140
29181590 51391	Salts & esters of citric acid, other than calcium citrate Tiongkok	100 000	56 365	25 000	20 550
29181900 51392	Carboxylic acids w additional oxygen function&their anhydrides,halides,peroxide&peroxyacids,oth Jepang Korea Selatan Tiongkok	100 000	152 500	100 000	176 440
				60 000	110 040
		20 000	34 500		
		80 000	118 000	40 000	66 400

**Tabel 3 (lanjutan)**  
**Impor Menurut Komoditas (HS) dan Negara Asal Januari - Desember, 2020-2021**

HS/STIC	Deskripsi Komoditas/ Negara Asal	Januari-Desember 2020		Januari-Desember 2021	
		Berat (kg)	Nilai CIF (US\$)	Berat (kg)	Nilai CIF (US\$)
(1)	(2)	(3)	(4)	(5)	(6)
29182300 51393	Other esters of salicylic acid & their salts Tiongkok	71 890	154 564	50 900	109 436
29211100 51451	Methylamine, di- or trimethylamine & their salts Tiongkok	48 000	104 160	16 000	59 200
29224220 51464	Monosodium glutamate (MSG) Tiongkok	276 000	253 728	138 000	158 247
29302000 51542	Thiocarbamates & dithiocarbamates Tiongkok	14 000	35 980	8 000	20 560
29336100 51576	Melamine Jepang Jerman	840 000	738 200	700 000	858 500
29349990 51579	Other nucleic acids & their salts, whet/not chemically define, oth heterocyclic comp ot than Tiongkok	20 000	138 000	20 000	138 000
29362700 54114	Vitamin C & its derivatives Australia	6	82	0	0
29362900 54116	Other vitamins & their derivatives Australia Jepang Jerman Kanada Korea Selatan Philipina Singapura	27	729	0	0
29369000 54117	Provitamins,natural or reproduced by synthesis (including natural concentrates) Australia	1	40	0	0
29393000 54143	Caffeine & its salts India	9 000	78 750	9 000	100 800
29419000 54139	Oth antibiotics Malaysia	1	381	0	0
30034900 54291	Medicament cont alkaloid/drv not contain harmone/head 2937/antibiotic, than quinin India	1	30	0	0

**Tabel 3 (lanjutan)**  
**Impor Menurut Komoditas (HS) dan Negara Asal Januari - Desember, 2020-2021**

HS/STIC	Deskripsi Komoditas/ Negara Asal	Januari-Desember 2020		Januari-Desember 2021	
		Berat (kg)	Nilai CIF (US\$)	Berat (kg)	Nilai CIF (US\$)
(1)	(2)	(3)	(4)	(5)	(6)
30041021 54213	Medicaments Containing streptomycins or derivatives thereof, In ointment form Hong Kong	1	26	0	0
30045010 54292	Medicaments containing vitamins Of a kind suitable for children, in syrup form Amerika Serikat	7	14	0	0
30045021 54292	Medicaments containing more than one vitamin Of a kind suitable for children, in syrup form Of a kind Australia Singapura Tiongkok	9	165	0	0
30045091 54292	Medicaments contain vitamin A,B,C/other products of heading 29.36,not suitable for children,in syrup Amerika Serikat Australia Singapura Taiwan	11	364	0	0
30049051 54293	Analgesics,antipyretic&oth med cont para cetamol/dipyrono,acetylsalicylic,taken o Tiongkok	1	40	0	0
30049082 54293	Other medicaments for the treatment of HIV/AIDS Tiongkok	1	50	0	0
30049089 54293	Oth medicaments for other intractable diseases oth than HIV/AIDS India Malaysia	2	149	0	0
30049099 54293	Other medicaments except HS 3004.10.15 to 3004.90.98 Australia India Singapura Taiwan	14	758	0	0
31010010 27210	Veg fertilisers, mixed/chemically treated or not, fertilisers produced by the mixing/chem treatment Malaysia Vietnam	381 000	247 650	523 500	323 021
31010099 27210	Animal fertilisers,not chemically treated Amerika Serikat	1	69	0	0
31022100 56213	Ammonium sulphate Taiwan Tiongkok	15 233 560	1 814 273	45 196 230	9 959 060

**Tabel 3 (lanjutan)**  
**Impor Menurut Komoditas (HS) dan Negara Asal Januari - Desember, 2020-2021**

HS/STIC	Deskripsi Komoditas/ Negara Asal	Januari-Desember 2020		Januari-Desember 2021	
		Berat (kg)	Nilai CIF (US\$)	Berat (kg)	Nilai CIF (US\$)
(1)	(2)	(3)	(4)	(5)	(6)
31022900 56212	Double salts & mixtures of ammonium sulphate & ammonium nitrate Malaysia	100 000	117 000	160 000	187 200
31026000 56214	Double salts & mixtures of calcium nitrate & ammonium nitrate Tiongkok	0	0	81 000	19 845
31031190 56222	Superphosphates containing by weight 35 % or more of diphosphorus pentoxide (P2O5), other than feed Bolivia Tiongkok	22 410 120	5 182 102	16 172 960	5 319 945
31039090 56229	Mineral or chemical fertilisers, phosphatic, other than superphosphate & calcined phosphatic Australia Kanada Mesir	95 397 983	6 915 604	121 956 897	11 079 862
31042000 56231	Potassium chloride Belarus Jerman Jordan Laos Lithuania Mesir Rusia Tiongkok Uzbekistan Vietnam	208 485 718	52 474 199	187 369 698	72 551 785
31049000 56239	Mineral or chemical fertilisers, potassic, other than potassium chloride & potassium sulphate Inggris Jerman Malaysia	2 774 985	575 351	5 223 368	1 364 154
31052000 56291	Mineral or chemical fertilisers containing the three fertilising elements nitrogen, phosphorus & Jepang Korea Selatan Malaysia Rusia Taiwan Tiongkok Vietnam	11 677 075	4 277 740	25 281 290	11 231 330
31053000 56293	Diammonium hydrogenorthophosphate (diammonium phosphate) Jepang Tiongkok	66 266 020	21 584 833	4 906 340	1 702 491



**Tabel 3 (lanjutan)**  
**Impor Menurut Komoditas (HS) dan Negara Asal Januari - Desember, 2020-2021**

HS/STIC	Deskripsi Komoditas/ Negara Asal	Januari-Desember 2020		Januari-Desember 2021	
		Berat (kg)	Nilai CIF (US\$)	Berat (kg)	Nilai CIF (US\$)
(1)	(2)	(3)	(4)	(5)	(6)
	Vietnam	30 034 600	9 925 922	4 906 220	1 702 311
31054000 56294	Ammonium dihydrogenorthophosphate & mixtures thereof with diammonium hydrogenorthophosphate	1 500 000	488 500	1 050 000	476 250
	Jordan	1 000 000	319 000	0	0
	Malaysia	500 000	169 500	0	0
	Tiongkok	0	0	1 050 000	476 250
31055900 56295	Oth mineral/chemical fertilisers contain fertilising elements nitrogen&phosphorus, exc containing	135 000	33 615	810 000	261 036
	Rusia	135 000	33 615	270 000	73 980
	Tiongkok	0	0	540 000	187 056
31059000 56299	Min or chem fert cont 2 or 3 of the fert ele, oth fert,in tablets or sim forms of a GW≤10 kg, oth than	25 000	3 750	5 000	3 950
	Tiongkok	25 000	3 750	5 000	3 950
32041290 53112	Mordant dyes & preparations based thereon	375	720	0	0
	Malaysia	375	720	0	0
32049000 53121	Synthetic organic colouring matter, prep as specified in Note 3 to this Chapter , other than HS 3204.11 to	15 000	75 000	0	0
	Malaysia	15 000	75 000	0	0
32072010 53351	Enamel frits	120 000	51 600	48 000	22 309
	Vietnam	120 000	51 600	48 000	22 309
32074000 53351	Glass frit & other glass, in the form of powder, granules or flakes	2 813 000	1 183 001	3 323 000	1 434 517
	Tiongkok	375 000	153 750	0	0
	Vietnam	2 438 000	1 029 251	3 323 000	1 434 517
32082090 53342	Paint&varnishes incl enamels&lacquers based on acrylic/vinyl polymers,oth than antifouling &/or	726	4 988	27 202	106 420
	Tiongkok	726	4 988	27 202	106 420
32089090 53342	Paint&varnishes incl enamels&lacquers exc based on polyesters&based on acrylic/vinyl polymers&HS	0	0	1 496	7 211
	Amerika Serikat	0	0	7	92
	Tiongkok	0	0	1 489	7 119
32099000 53341	Paints&varn incl enamels&lacq based on synth poly or chem mod nat poly,disprsd in a wtr med,exc bsd	1 217	480	0	0
	Tiongkok	1 217	480	0	0
32100099 53343	pigment for finish leather,antifoul&anticorsive paint for ship'hulls	3 392	22 938	0	0
	Tiongkok	3 392	22 938	0	0
32129029 53344	Other colouring matter put up in forms/packings for retail sale,other than of a kind used in the food/drink	21	1 141	0	0
	Taiwan	21	1 141	0	0

**Tabel 3 (lanjutan)**  
**Impor Menurut Komoditas (HS) dan Negara Asal Januari - Desember, 2020-2021**

HS/STIC	Deskripsi Komoditas/ Negara Asal	Januari-Desember 2020		Januari-Desember 2021	
		Berat (kg)	Nilai CIF (US\$)	Berat (kg)	Nilai CIF (US\$)
(1)	(2)	(3)	(4)	(5)	(6)
32131000 53352	Colours in sets Vietnam	547	3 518	137	806
32151110 53321	Printing ink, black, ultraviolet curable Taiwan	2	100	0	0
32151190 53321	Printing ink, black other than ultraviolet curable ink Korea Selatan Malaysia	12 001	48 048	0	0
32159060 89591	Writing or drawing ink Vietnam	1	48	0	0
32159090 89591	Oth ink of a kind suitable for use with duplicating mac Tiongkok	12 000	48 000	0	0
32159090 89591	Oth ink of a kind suitable for use with duplicating mac Tiongkok	12	64	199	1 169
33019090 55135	Essential oils other than HS 3301.12.00 to 3301.90.10 Inggris	0	0	199	1 169
33030000 55310	Perfumes & toilet waters. Amerika Serikat Jerman Korea Selatan Singapura	12	64	0	0
33041000 55320	Lip makeup preparations Amerika Serikat Hong Kong	6	293	0	0
33042000 55320	Eye makeup preparations Singapura	1	50	0	0
33043000 55320	Manicure & pedicure preparations India Jerman Laos Malaysia Singapura Tiongkok	2	44	0	0
33049100 55320	Beauty or make up preparations powders, whether or not compressed Jerman Taiwan	1	40	0	0
		2	159	0	0
		4	165	0	0
		2	131	0	0
		2	34	0	0
		2	155	0	0
		2	155	0	0
		2	155	0	0
		14	669	0	0
		6	236	0	0
		3	108	0	0
		2	88	0	0
		1	68	0	0
		1	144	0	0
		1	25	0	0
		3	124	0	0
		2	93	0	0
		1	31	0	0

**Tabel 3 (lanjutan)**  
**Impor Menurut Komoditas (HS) dan Negara Asal Januari - Desember, 2020-2021**

HS/STIC	Deskripsi Komoditas/ Negara Asal	Januari-Desember 2020		Januari-Desember 2021	
		Berat (kg)	Nilai CIF (US\$)	Berat (kg)	Nilai CIF (US\$)
(1)	(2)	(3)	(4)	(5)	(6)
33049920	Antiacne preparations	2	175	0	0
55320					
	Belgia	1	33	0	0
	Jerman	1	142	0	0
33049930	Other face or skin creams & lotions	375	2 697	0	0
55320					
	Amerika Serikat	7	140	0	0
	Australia	7	136	0	0
	Belanda	2	109	0	0
	Francis	1	8	0	0
	Hong Kong	1	35	0	0
	Inggris	4	179	0	0
	Jepang	270	127	0	0
	Jerman	4	225	0	0
	Korea Selatan	57	744	0	0
	Malaysia	5	456	0	0
	Rusia	1	40	0	0
	Singapura	6	139	0	0
	Swiss	1	27	0	0
	Taiwan	7	293	0	0
	Thailand	2	39	0	0
33049990	Oth than anti-acne creams and oth face or skin	39	410	0	0
55320	creams & lotions				
	Amerika Serikat	1	39	0	0
	Francis	3	135	0	0
	Inggris	1	56	0	0
	Korea Selatan	28	137	0	0
	Taiwan	6	43	0	0
33051010	Shampoos having antifungal properties	6 753	165	0	0
55330					
	Korea Selatan	6 750	64	0	0
	Swedia	3	101	0	0
33051090	Shampoos not having antifugal properties	10	310	0	0
55330					
	Australia	4	30	0	0
	Jerman	1	140	0	0
	Singapura	4	112	0	0
	Swiss	1	28	0	0
33059000	Preparations for use on the hair, except shampoos,	2	50	0	0
55330	preparations for permanent waving or straightening				
	Belgia	2	50	0	0
33061010	Dentifrices in powders forms & pastes for dental	2	119	0	0
55340	prophylaxis				
	Australia	1	56	0	0
	Thailand	1	63	0	0

**Tabel 3 (lanjutan)**  
**Impor Menurut Komoditas (HS) dan Negara Asal Januari - Desember, 2020-2021**

HS/STIC	Deskripsi Komoditas/ Negara Asal	Januari-Desember 2020		Januari-Desember 2021	
		Berat (kg)	Nilai CIF (US\$)	Berat (kg)	Nilai CIF (US\$)
(1)	(2)	(3)	(4)	(5)	(6)
33074110 55354	"Agarbatti" & oth odoriferous prep which operate by burning,Scented powders of a kind used during Taiwan	825	1 981	0	0
33074190 55354	"Agarbatti"& other odoriferous prep which operate by burning, exc scented powders of a kind used Hong Kong Tiongkok	5 088 5 088 0	16 495 16 495 0	6 455 0 6 455	16 714 0 16 714
33079030 55359	Papers & tissues, impregnated or coated with perfume or cosmetics Jerman	1 1	59 59	0 0	0 0
33079090 55359	Depilatories&other perfumery,cosmetic or toilet preparations,notelsewhere specified or included,exc. Hong Kong	1 1	27 27	0 0	0 0
34012099 55419	Soap in other forms, other than soap chips & soap of a kind used for flotation deinking of recycled paper Taiwan	1 1	50 50	0 0	0 0
34021200 55421	Cationic including organic surfaceactive agents, whether or not put up for retail sale Tiongkok	0 0	0 0	32 000 32 000	60 000 60 000
34022014 55422	Surface active preparations put up for retail sale in liquid form Laos Malaysia Tiongkok	3 1 1 1	152 58 49 45	0 0 0 0	0 0 0 0
34022095 55422	Washing or cleaning prep,including bleaching,cleansing or degreasing prep put up for Malaysia	87 310 87 310	41 910 41 910	89 259 89 259	43 365 43 365
34029014 55423	Other anionic surface active preparations in liquid form Tiongkok	1 1	30 30	0 0	0 0
34029019 55423	Surf active prep, wash prep incl aux wash&clean prep,cont soap/not,in liq form, oth than HS34.01, Spanyol	36 000 36 000	77 164 77 164	0 0	0 0
34031919 59772	Oth liquid for other purposes cont petrol oil or bituminous mineral oils Amerika Serikat Francis Singapura	0 0 0	0 0 0	15 114 10 975 1 454 2 685	30 860 23 537 2 399 4 924
34031990 59772	Oth lubricating prep cont petroleum oil Amerika Serikat	1 810 1 810	5 765 5 765	7 172 7 172	17 407 17 407
34039911 59774	Liquid oil for aircraft engine not cont petroleum oils or oils obtain bitumin	25 249	84 850	26 528	118 256

**Tabel 3 (lanjutan)**  
**Impor Menurut Komoditas (HS) dan Negara Asal Januari - Desember, 2020-2021**

HS/STIC	Deskripsi Komoditas/ Negara Asal	Januari-Desember 2020		Januari-Desember 2021	
		Berat (kg)	Nilai CIF (US\$)	Berat (kg)	Nilai CIF (US\$)
(1)	(2)	(3)	(4)	(5)	(6)
	Amerika Serikat	18 875	68 958	26 528	118 256
	Singapura	6 374	15 892	0	0
34039919 59774	Oth liquid for other purpose not cont petroleum oil or bituminous mineral oil	191 833	574 236	174 748	436 838
	Amerika Serikat	63 002	290 285	40 619	142 168
	Francis	0	0	290	801
	Jerman	14 683	46 143	7 639	23 567
	Malaysia	42 025	81 360	54 200	108 360
	Singapura	123	222	0	0
	Spanyol	72 000	156 226	72 000	161 942
34039990 59774	Preparat for treat of textile,leather oth mater,not cont petrol oil,not liquid	0	0	16 018	20 826
	Jerman	0	0	16 018	20 826
34049010 59839	Of lignite chemically modified, other than poly (oxyethylene) (polyethylene glycol)	47 500	97 375	0	0
	Korea Selatan	47 500	97 375	0	0
34049090 59839	Aside from lignite chemically modified & poly (oxyethylene) (polyethylene glycol)	39 600	48 923	0	0
	Singapura	39 600	48 923	0	0
34060000 89931	C&les, tapers & the like.	2 184	5 279	0	0
	Singapura	1	36	0	0
	Taiwan	2 183	5 243	0	0
35051090 59226	Other than Dextrins, soluble or roasted starches	1 078 000	718 070	549 000	357 220
	Singapura	20 000	126 400	9 000	53 910
	Thailand	1 058 000	591 670	540 000	303 310
35052000 59227	Glues	282	1 040	429	2 526
	Amerika Serikat	281	1 008	0	0
	Inggris	1	32	0	0
	Vietnam			429	2 526
35061000 59229	Products suitable for use as glues or adhesives, put up for retail sale as glues or adhesives, net weight ≤	1	126	0	0
	India	1	126	0	0
35069100 59229	Adhesives based on polymers of headings 39.01 to 39.13 or on rubber	1	32	0	0
	Inggris	1	32	0	0
35069900 59229	Other than adhesives based on polymers of headings 39.01 to 39.13 or on rubber	9 000	10 887	1	10
	Jepang	0	0	1	10
	Malaysia	9 000	10 887	0	0

**Tabel 3 (lanjutan)**  
**Impor Menurut Komoditas (HS) dan Negara Asal Januari - Desember, 2020-2021**

HS/STIC	Deskripsi Komoditas/ Negara Asal	Januari-Desember 2020		Januari-Desember 2021	
		Berat (kg)	Nilai CIF (US\$)	Berat (kg)	Nilai CIF (US\$)
(1)	(2)	(3)	(4)	(5)	(6)
36030090 59320	Other than semifuses, elemented caps, signal tubes, safety fuses, detonating fuses Singapura	3	3	0	0
38029020 59865	Activated clays or activated earths Tiongkok	120 018	13 499	101 599	23 167
38040090 59812	Resid lyes from the manufact of wood pulp,Oth than concentrate sulphite lye&Calc lignin sulphonat Tiongkok	60 000	19 800	0	0
38085950 59190	Plantgrowth regulators Malaysia	0	0	13 245	22 363
38089190 59110	Insecticides Other than HS 3808.91.10 - 3808.91.50 Tiongkok	91 701	351 874	15 800	65 347
38089290 59120	Fungicides, other than HS 3808.92.11 - 3808.92.19 Tiongkok	4 100	51 650	9 900	102 780
38089319 59130	Herbicides, antisprouting products & plantgrowth regulators, other than in aerosol packaging Malaysia Tiongkok	143 086 138 586 4 500	235 295 220 570 14 725	117 616 117 366 250	262 910 262 510 400
38089990 59190	Other than wood preservatives, containing insecticides or fungicides Tiongkok	76 470 76 470	234 792 234 792	13 418 13 418	40 938 40 938
38099190 59891	Finish agents,dye carrier unA basisOfAmylaceous subst of kind used in the textile/like Malaysia	41 600 41 600	56 160 56 160	70 200 70 200	94 770 94 770
38099200 59891	Of a kind used in the paper or like industries Jepang Polandia Spanyol Thailand Tiongkok	273 620 34 920 30 000 5 000 203 700 0	572 002 80 316 30 649 12 779 448 258 0	532 820 0 146 000 0 296 820 90 000	938 648 0 148 876 0 697 924 91 848
38101000 59896	Pickling preparations for metal surfaces; soldering, brazing/welding powders & pastes consisting of Jerman Tiongkok	2 346 1 2 345	15 943 69 15 874	319 0 319	1 746 0 1 746
38109000 59896	Other preparations of a kind used as cores or coating for weld electrodes or rods Tiongkok	0 0	0 0	18 18	30 30

**Tabel 3 (lanjutan)**  
**Impor Menurut Komoditas (HS) dan Negara Asal Januari - Desember, 2020-2021**

HS/STIC	Deskripsi Komoditas/ Negara Asal	Januari-Desember 2020		Januari-Desember 2021	
		Berat (kg)	Nilai CIF (US\$)	Berat (kg)	Nilai CIF (US\$)
(1)	(2)	(3)	(4)	(5)	(6)
38111900 59721	Antiknock preparations , other than based on lead compounds	4	123	0	0
	Malaysia	4	123	0	0
38112110 59725	Additives for lubricating oils, containing petroleum oils or oils obtained from bituminous minerals for Amerika Serikat	0	0	32	336
	Amerika Serikat	0	0	32	336
38112900 59725	Additives for lubricating oils, not containing petroleum oils or oils obtained from bituminous Amerika Serikat	107	854	94	1 432
	Amerika Serikat	107	854	94	1 432
38119010 59729	Other than additives for lubricating oils, prevention rust or corrosion inhibitors	614	7 652	467	9 175
	Amerika Serikat	0	0	7	84
	Inggris	0	0	23	933
	Malaysia	614	7 652	437	8 158
38119090 59729	Other than additives for lubricating oils, that is not for prevention rust or corrosion inhibitors	28 800	212 778	28 800	203 662
	Jepang	28 800	212 778	28 800	203 662
38122000 59893	Compound plasticisers for rubber or plastics	14 400	66 240	0	0
	Tiongkok	14 400	66 240	0	0
38123900 59893	Anti oxidising prep & oth compound stabilisers for rubber or plastics, exo mixture	24 500	77 665	0	0
	Tiongkok	24 500	77 665	0	0
38140000 53355	Organic composite solvents & thinners, not elsewhere specified or included, prepared paint or	392	2 578	4 165	12 022
	Tiongkok	392	2 578	4 165	12 022
38151200 59883	The supported catalysts with precious metal or precious metal compounds as the active substance	1 350	66 825	0	0
	Amerika Serikat	1 350	66 825	0	0
38151900 59885	The supported catalysts, other than HS 3815.11.00 - 3815.12.00	438 173	1 562 852	253 570	936 650
	Afrika Selatan	18 000	111 600	0	0
	Amerika Serikat	56 743	361 692	0	0
	Jepang	360 000	774 000	0	0
	Tiongkok	3 430	315 560	253 570	936 650
38159000 59889	Other than the supported catalysts	378	2 743	823 931	1 573 810
	Tiongkok	378	2 743	823 931	1 573 810
38160010 66233	Refractory cements	10 000	9 320	121 685	90 871
	Malaysia	0	0	72 000	51 440
	Taiwan	10 000	9 320	28 406	27 146
	Tiongkok			21 279	12 285

**Tabel 3 (lanjutan)**  
**Impor Menurut Komoditas (HS) dan Negara Asal Januari - Desember, 2020-2021**

HS/STIC	Deskripsi Komoditas/ Negara Asal	Januari-Desember 2020		Januari-Desember 2021	
		Berat (kg)	Nilai CIF (US\$)	Berat (kg)	Nilai CIF (US\$)
(1)	(2)	(3)	(4)	(5)	(6)
38160090 66233	Other than refractory cements	21 473	97 624	349 410	222 443
	India	0	0	1 174	1 366
	Tiongkok	21 473	97 624	348 236	221 077
38190000 59731	Hyd brake fluid&oth for hyd trnsmsion whether or not cont<70% weight of petrolm	0	0	4 277	35 192
	Inggris	0	0	4 277	35 192
38200000 59733	Anti-freezing preparations & prepared de-icing fluids.	42 877	352 741	11 144	209 769
	Amerika Serikat	20	217	651	7 976
	Inggris	0	0	588	14 349
	Tiongkok	42 857	352 524	9 905	187 444
38220010 59869	Plates, sheets, film, foil & strip of plastics impregnated or coated with diagnostic reagents or	6	190	0	0
	Hong Kong	1	180	0	0
	Taiwan	5	10	0	0
38220090 59869	Diagnostic/laboratory reagents on a backing prepared diagnostic/laboratory reagents Oth than	2	128	0	0
	Amerika Serikat	1	30	0	0
	Jerman	1	98	0	0
38249910 59899	Other InkRemovers, stencil correctors, other correcting fluids&correction tapes (exc those of	0	0	37	44
	Jepang	0	0	37	44
38249940 59899	Composite inorganic solvents	109 950	602 500	99 211	191 971
	India	59 950	507 500	0	0
	Korea Selatan	50 000	95 000	97 500	185 250
	Tiongkok	0	0	1 711	6 721
38249950 59899	Acetone oil	1	69	0	0
	Amerika Serikat	1	69	0	0
38249991 59899	Naphthenic acids, their water insoluble salts and their esters	149 760	786 240	56 160	365 040
	Tiongkok	149 760	786 240	56 160	365 040
38249999 59899	OthAcetone oil,ChemicalPreparations contai monosodiumGlutamate (MSG),Othchemical	17 208 611	2 258 502	18 520 659	3 371 241
	Hong Kong	216 000	117 072	192 000	105 504
	Jerman	6 120	113 220	8 040	148 740
	Malaysia	54 000	63 180	0	0
	Tiongkok	16 932 491	1 965 030	18 320 619	3 116 997
39012000 57112	Polyethylene having a specific gravity of 0.94 or more	561 500	521 329	1 060 000	1 307 901
	Singapura	285 500	259 709	464 000	605 474
	Thailand	276 000	261 620	596 000	702 427



**Tabel 3 (lanjutan)**  
**Impor Menurut Komoditas (HS) dan Negara Asal Januari - Desember, 2020-2021**

HS/STIC	Deskripsi Komoditas/ Negara Asal	Januari-Desember 2020		Januari-Desember 2021	
		Berat (kg)	Nilai CIF (US\$)	Berat (kg)	Nilai CIF (US\$)
(1)	(2)	(3)	(4)	(5)	(6)
39033060 57292	Acrylonitrilebutadienestyrene (ABS) copolymers, In the form of granules	4	57	0	0
	Italia	1	54	0	0
	Singapura	3	3	0	0
39069099 57529	Other Sodium polyacrylate not in dispersion	21 000	53 682	164 200	432 250
	Inggris	21 000	53 682	164 200	432 250
39073030 57420	Epoxide resins, in the form of liquids or pastes	0	0	9 992	31 560
	Tiongkok	0	0	9 992	31 560
39076100 57433	Poly (ethylene terephthalate), having a viscosity number of 78 ml/g or higher	2 090 000	1 582 365	3 388 000	3 492 735
	Tiongkok	2 090 000	1 582 365	3 388 000	3 492 735
39091010 57541	Urea resins, thiourea resins, moulding compounds	187 200	79 958	0	0
	Arab Saudi	187 200	79 958	0	0
39091090 57541	Urea resins, thiourea resins, other moulding compounds	2 975 200	983 252	688 290	246 227
	Malaysia	1 975 200	543 252	688 290	246 227
	Oman	1 000 000	440 000	0	0
39093100 57543	Other aminoresins , poly(methylene phenyl isocyanate) (crude MDI, polymeric MDI)	1 282 500	2 383 875	2 047 500	4 704 750
	Jepang	1 282 500	2 383 875	2 047 500	4 704 750
39095000 57545	Polyurethanes	157 500	314 550	90 000	209 250
	Tiongkok	157 500	314 550	90 000	209 250
39100090 57593	Silicones in primary forms other than in dispersion & solutions	0	0	5 000	180 363
	Tiongkok	0	0	5 000	180 363
39123100 57554	Cellulose ethers, carboxymethylcellulose & its salts	60 000	151 200	40 000	100 800
	Finlandia	60 000	151 200	20 000	50 400
	Tiongkok	0	0	20 000	50 400
39140000 57597	Ionexchangers based on polymers of headings 39.01 to 39.13, in primary forms.	0	0	50 150	316 706
	India	0	0	50 150	316 706
39161010 58310	Monofilament of polymers of ethylene	10	103	0	0
	Tiongkok	10	103	0	0
39171090 58110	Artificial guts (sausage casings) of hardened protein or of cellulosic materials other of hardened proteins	0	0	52	67
	Taiwan	0	0	52	67

**Tabel 3 (lanjutan)**  
**Impor Menurut Komoditas (HS) dan Negara Asal Januari - Desember, 2020-2021**

HS/STIC	Deskripsi Komoditas/ Negara Asal	Januari-Desember 2020		Januari-Desember 2021	
		Berat (kg)	Nilai CIF (US\$)	Berat (kg)	Nilai CIF (US\$)
(1)	(2)	(3)	(4)	(5)	(6)
39172100 58120	Tubes, pipes & hoses, rigid, of polymers of ethylene	38 998	134 311	41 716	156 440
	Malaysia	26 517	94 225	35 416	115 648
	Tiongkok	12 481	40 086	6 300	40 792
39172200 58120	Tubes, pipes & hoses, rigid, of polymers of propylene	0	0	74	927
	Tiongkok	0	0	74	927
39172300 58120	Tubes, pipes & hoses, rigid, of polymers of vinyl chloride	3 703	13 685	3	245
	Jepang	0	0	3	245
	Tiongkok	3 703	13 685	0	0
39172919 58120	Tubes, pipes & hoses, rigid, of other plastics, further worked than merely surface worked oth than	389	560	361	740
	Tiongkok	389	560	361	740
39172929 58120	Tube, pipe/hose, rigid, oth plastic, unfurther worked thn merely surface work other than HS 3917.29.21 -	4 214	289 000	440	6 367
	Kanada	1 814	272 000	0	0
	Tiongkok	2 400	17 000	440	6 367
39173111 58130	Flexibletube, pipe & hoses, a min burst pressure 27.6 Mpa, of addition polymerisationprod	29	506	15	280
	Amerika Serikat	29	506	10	135
	India	0	0	2	63
	Inggris			2	56
	Meksiko	0	0	1	26
39173119 58130	Flexible tubes, pipes & hoses, a min burst pressure 27.6Mpa, further worked than merely surface	1 397	6 411	3 397	16 902
	Amerika Serikat	1 397	6 411	3 397	16 902
39173129 58130	Flex tube, pipe&hose, hav a min burst pressure of 27.6 Mpa, unfurther worked than merely surface	5 614	26 258	0	0
	Amerika Serikat	5 432	25 644	0	0
	Tiongkok	182	614	0	0
39173299 58140	Oth tube, pipe&hose, unfurther work than merely surface worked, oth thn 3917.32.93-95	32	227	175	507
	Amerika Serikat	9	82	0	0
	Inggris	1	22	0	0
	Singapura	0	0	170	458
	Tiongkok	22	123	5	49
39173911 58160	Other tube, pipe&hose, Further worked than merely surface worked, Of addition polymerisation	912	11 287	95	2 130
	Amerika Serikat	700	8 761	73	1 690
	India	56	402	2	51
	Inggris	96	1 362	7	165
	Jerman	2	45	0	0
	Tiongkok	58	717	13	224

**Tabel 3 (lanjutan)**  
**Impor Menurut Komoditas (HS) dan Negara Asal Januari - Desember, 2020-2021**

HS/STIC	Deskripsi Komoditas/ Negara Asal	Januari-Desember 2020		Januari-Desember 2021	
		Berat (kg)	Nilai CIF (US\$)	Berat (kg)	Nilai CIF (US\$)
(1)	(2)	(3)	(4)	(5)	(6)
39173919 58160	Other tube,pipe&hose,Further worked than merely surface worked oth than 1917.39.11-13	121 653	1 829 476	120 502	2 311 006
	Amerika Serikat	120 871	1 827 219	120 502	2 311 006
	Tiongkok	782	2 257	0	0
39173999 58160	Other tubes, pipes and hoses other than 3917.39.91-94	27 177	87 100	296 661	1 368 397
	Taiwan	0	0	18	22
	Tiongkok	27 177	87 100	296 643	1 368 375
39174000 58170	Fittings	21 364	39 143	11 621	73 848
	Amerika Serikat	4	77	0	0
	India	7	104	6	113
	Inggris			2	39
	Jerman	3	50	5	93
	Malaysia	1	122	0	0
	Polandia	0	0	7	87
	Singapura	7	7	0	0
	Tiongkok	21 342	38 783	11 601	73 516
39181011 89331	Floor coverings of polymers of vinyl chloride in the form of tiles	59 113	47 887	300 183	215 449
	Tiongkok	59 113	47 887	300 183	215 449
39181090 89331	Cover the walls or ceiling of polymers of vinyl chloride	0	0	328 829	238 659
	Tiongkok	0	0	328 829	238 659
39189091 89331	Cover the walls or ceiling of polyethylene	9 728	28 659	4 983	11 819
	Tiongkok	9 728	28 659	4 983	11 819
39191020 58211	Self-adhesive plates, sheets, film, foil, tape, strip & oth flat shapes, of polyethylene in rolls of a width ≤	49 305	122 508	33 339	76 095
	Korea Selatan	10	70	0	0
	Laos	1	30	0	0
	Singapura	12	124	0	0
	Tiongkok	49 282	122 284	33 339	76 095
39191091 58211	Self-adhes.plates,shts,film,foil,tape,strip&ot.flat shps,of hardened protein/chem deriv of nat.rubber	1	2	3	44
	Amerika Serikat	1	2	3	44
39191099 58211	Self-adhesive plates,sheets,film,foil,tape,strip&oth flat shapes,of other plastic in rolls of a width≤20cm	343	1 746	24 986	32 419
	Amerika Serikat	0	0	2 920	3 754
	Jerman	0	0	21 366	27 485
	Tiongkok	343	1 746	700	1 180
39199010 58219	Self-adhesive plates,sheets, film, foil, tape, strip and other flat shapes, of polymers of vinyl chloride, not	0	0	28	96
	Malaysia	0	0	28	96

**Tabel 3 (lanjutan)**  
**Impor Menurut Komoditas (HS) dan Negara Asal Januari - Desember, 2020-2021**

HS/STIC	Deskripsi Komoditas/ Negara Asal	Januari-Desember 2020		Januari-Desember 2021	
		Berat (kg)	Nilai CIF (US\$)	Berat (kg)	Nilai CIF (US\$)
(1)	(2)	(3)	(4)	(5)	(6)
39199091	Self-adhesive plates,sheets,film,foil,tape,strip&oth	31	370	8	117
58219	flat shapes,of chemicalderivatives of natural				
	Amerika Serikat	26	310	7	103
	Belgia	2	30	0	0
	Francis	1	20	0	0
	Inggris			1	14
	Republik Ceko	2	10	0	0
39199099	Self-adhesive plates, sheets, film, foil, tape, strip and	0	0	1 116	749
58219	other flat shapes, not in rolls, except HS 3919.90-92				
	Tiongkok	0	0	1 116	749
39201011	Plates&sheets,of polymers of	27	277	16	361
58221	ethylene,unreinforced,laminated,supported or				
	Amerika Serikat	27	277	16	361
39201019	Plates&sheets,of polymers of	738 447	1 965 879	550 724	1 523 918
58221	ethylene,unreinforced,laminated,supported or				
	India	110 408	278 054	40 264	105 797
	Malaysia	628 039	1 687 825	510 460	1 418 121
39201090	Film,foil and strip, of polymers of ethylene,	27 335	67 116	40 873	103 272
58221	unreinforced, laminated, supported or similarly				
	Malaysia	26 970	66 662	39 390	100 040
	Tiongkok	365	454	1 483	3 232
39202091	Plates&sheets,of polymers of	11 958	13 728	0	0
58222	propylene,unreinforced,laminated, supported or				
	Tiongkok	11 958	13 728	0	0
39204390	Film, foil and strip, of polymers of vinyl chloride,	262	828	0	0
58224	containing by weight not less than 6 % of plasticisers				
	Jepang	60	450	0	0
	Tiongkok	202	378	0	0
39206190	Film, foil and strip, of polycarbonates and not	0	0	1 100	9 569
58226	reinforced, laminated, supported or similarly				
	Tiongkok	0	0	1 100	9 569
39206290	Film, foil & strip, of poly (ethylene terephthalate) &	9 189	20 111	0	0
58226	unreinforced, laminated, supported/ similarly				
	Tiongkok	9 189	20 111	0	0
39209199	Oth Film,foil&strip,of poly (vinylbutyral), laminated,	110	3 525	0	0
58229	supported/ similarly combined w oth materials.				
	Tiongkok	110	3 525	0	0
39209491	Plates&sheets, of phenolicresins, noncellular &	24 500	27 603	0	0
58229	unreinforced, laminated, supported/ similarly				
	Tiongkok	24 500	27 603	0	0
39209990	Oth plates, sheets, film, foil & strip, of oth plastics,	411	2 241	133	292
58229	noncellular & unreinforced, laminated, supported/				
	Tiongkok	411	2 241	133	292

**Tabel 3 (lanjutan)**  
**Impor Menurut Komoditas (HS) dan Negara Asal Januari - Desember, 2020-2021**

HS/STIC	Deskripsi Komoditas/ Negara Asal	Januari-Desember 2020		Januari-Desember 2021	
		Berat (kg)	Nilai CIF (US\$)	Berat (kg)	Nilai CIF (US\$)
(1)	(2)	(3)	(4)	(5)	(6)
39211191 58291	Plates and sheets, of polymers of styrene, cellular, not rigid Tiongkok	0	0	50 551	45 557
39211200 58291	Other plates, sheets, film, foil and strip, of polymers of vinyl chloride, cellular Tiongkok	138 403	162 692	0	0
39211999 58291	Foil and strip, of other plastics, cellular, not rigid Tiongkok	6 634	12 573	63 855	36 297
39219050 58299	Other plates, sheets, film, foil and strip, of regenerated cellulose, cellular Tiongkok	0	0	9 698	17 967
39219090 58299	Other plates, sheets, film, foil and strip, of other cellulose or its chemical derivatives, cellular Malaysia Thailand Tiongkok	99 208	110 468	115 962	157 614
39221090 89321	Sinks and wash-basins, of plastics Tiongkok	103	550	0	0
39222000 89321	Lavatory seats and covers of plastics Tiongkok	0	0	21	16
39229019 89321	Lavatory pans, and urinals, of plastics Tiongkok	89	473	0	0
39229090 89321	Similar sanitary ware, of plastics Tiongkok	1 544	250	0	0
39231090 89319	Boxes, crates and similar articles, of plastics Amerika Serikat Australia Belanda Francis Hong Kong Inggris Jepang Jerman Korea Selatan Malaysia Singapura Tiongkok	124 089	169 329	190 275	524 258

**Tabel 3 (lanjutan)**  
**Impor Menurut Komoditas (HS) dan Negara Asal Januari - Desember, 2020-2021**

HS/STIC	Deskripsi Komoditas/ Negara Asal	Januari-Desember 2020		Januari-Desember 2021	
		Berat (kg)	Nilai CIF (US\$)	Berat (kg)	Nilai CIF (US\$)
(1)	(2)	(3)	(4)	(5)	(6)
39234090 89319	Other spools, cops, bobbins and similar supports	0	0	1 361	3 876
	Singapura	0	0	1 361	3 876
39235000 89319	Stoppers, lids, caps and other closures	31	384	69	1 757
	Amerika Serikat	24	262	61	1 628
	Inggris	2	8	2	64
	Irlandia	0	0	1	12
	Jerman	0	0	5	53
	Tiongkok	5	114	0	0
39239090 89319	Other articles for the conveyance or packing of goods, of plastics	965 228	2 577 690	804 395	1 870 794
	Amerika Serikat	0	0	23 380	146 560
	Malaysia	932 174	2 473 465	778 898	1 719 922
	Tiongkok	15 454	46 225	2 117	4 312
	Vietnam	17 600	58 000	0	0
39241010 89332	Tableware and kitchenware, of melamine	3	30	0	0
	Korea Selatan	3	30	0	0
39241090 89332	Tableware and kitchenware, of plastics	12	392	0	0
	Inggris	3	172	0	0
	Jepang	2	45	0	0
	Jerman	1	40	0	0
	Korea Selatan	1	32	0	0
	Malaysia	1	3	0	0
	Singapura	1	25	0	0
	Tiongkok	3	75	0	0
39249090 89332	Other household articles, of plastics	1	8	9 604	55 222
	Tiongkok	1	8	9 604	55 222
39252000 89329	Doors, windows and their frames and thresholds for doors, of plastics	74 890	131 813	68 013	114 694
	Tiongkok	74 890	131 813	68 013	114 694
39259000 89329	Other builders' ware of plastics, except headings 3925.10 to 3925.30	31 215	126 671	49 898	92 494
	Amerika Serikat	107	1 225	30	810
	Inggris	2	11	0	0
	Malaysia	2 530	8 192	3 147	8 790
	Meksiko	1	1	0	0
	Polandia	3	27	0	0
	Tiongkok	28 572	117 215	46 721	82 894
39261000 89394	Office or school supplies, of plastics	16	127	46	307
	Amerika Serikat	1	30	0	0

**Tabel 3 (lanjutan)**  
**Impor Menurut Komoditas (HS) dan Negara Asal Januari - Desember, 2020-2021**

HS/STIC	Deskripsi Komoditas/ Negara Asal	Januari-Desember 2020		Januari-Desember 2021	
		Berat (kg)	Nilai CIF (US\$)	Berat (kg)	Nilai CIF (US\$)
(1)	(2)	(3)	(4)	(5)	(6)
	Tiongkok	15	97	28	199
	Vietnam			18	108
39262060 84821	Articles of apparel used for protection from chemical substances, radiation or fire	0	0	2 467	5 229
	Tiongkok	0	0	2 467	5 229
39262090 84821	Articles of clothing accessories (including gloves, mittens & mitts)	418	10 139	1	8
	Amerika Serikat	19	657	0	0
	Australia	3	107	0	0
	Francis	2	107	0	0
	Hong Kong	27	276	0	0
	Inggris	8	460	0	0
	Jepang	6	169	0	0
	Jerman	137	359	0	0
	Jersey	1	17	0	0
	Korea Selatan	71	457	0	0
	Malaysia	29	197	0	0
	Singapura	44	2 118	0	0
	Swedia	1	34	0	0
	Taiwan	7	269	0	0
	Tiongkok	63	4 912	1	8
39263000 89395	Fittings for furniture, coachwork or the like	315	2 013	1 535	10 891
	Tiongkok	315	2 013	1 535	10 891
39264000 89399	Statuettes and other ornamental articles	2	30	0	0
	Thailand	2	30	0	0
39269010 89399	Floats for fishing nets	25	1 025	173	1 161
	Tiongkok	25	1 025	173	1 161
39269020 89399	Fans and handscreens, frames and handles therefor, and parts thereof	12	14	0	0
	Jepang	12	14	0	0
39269039 89399	Hygienic, medical and surgical articles oth plastic moulds with denture imprints	254	1 113	0	0
	Amerika Serikat	1	50	0	0
	Singapura	1	37	0	0
	Tiongkok	252	1 026	0	0
39269042 89399	Protective masks for use in welding and similar work	4	242	0	0
	Amerika Serikat	1	38	0	0
	Singapura	3	204	0	0

**Tabel 3 (lanjutan)**  
**Impor Menurut Komoditas (HS) dan Negara Asal Januari - Desember, 2020-2021**

HS/STIC	Deskripsi Komoditas/ Negara Asal	Januari-Desember 2020		Januari-Desember 2021	
		Berat (kg)	Nilai CIF (US\$)	Berat (kg)	Nilai CIF (US\$)
(1)	(2)	(3)	(4)	(5)	(6)
39269049 89399	Other safety and protective devices	25	279	0	0
	Amerika Serikat	1	25	0	0
	Francis	3	10	0	0
	Hong Kong	3	10	0	0
	Singapura	1	25	0	0
	Taiwan	1	170	0	0
	Tiongkok	16	39	0	0
39269053 89399	Transmission or conveyor belts or belting	8 434	210 402	0	0
	India	3 611	11 138	0	0
	Tiongkok	4 823	199 264	0	0
39269059 89399	Other articles for industrial uses	266	26 581	5 014	411 181
	Amerika Serikat	13	235	5	69
	Australia	26	5 470	0	0
	Finlandia	126	20 555	889	219 847
	Inggris	4	83	0	0
	Jepang	2	29	1	3
	Portugal	0	0	3 424	177 712
	Tiongkok	95	209	695	13 550
39269089 89399	Cards for jewellery or other small objects of personal adornment	2 452	7 550	5 331	15 457
	Malaysia	0	0	108	908
	Tiongkok	2 452	7 550	5 223	14 549
39269099 89399	Other articles of plastics & other materials of headings 39.01 to 39.14. oth than 3926.10.00-	4 879	13 835	13 397	38 904
	Amerika Serikat	7	103	67	1 523
	Australia	1	37	0	0
	Belgia	5	31	0	0
	Brazil	0	0	1	54
	Inggris	2	11	2	44
	Italia	0	0	1	15
	Jepang	6	147	1	7
	Jerman	0	0	4	43
	Korea Selatan	9	38	0	0
	Meksiko	1	7	4	46
	Singapura	0	0	1	14
	Tiongkok	4 848	13 461	13 316	37 158
40012210 23125	TSNR 10	0	0	1 197 000	1 990 695
	Vietnam	0	0	1 197 000	1 990 695
40012220 23125	TSNR 20	248 225	379 977	241 920	395 136
	Indonesia	248 220	379 497	0	0



**Tabel 3 (lanjutan)**  
**Impor Menurut Komoditas (HS) dan Negara Asal Januari - Desember, 2020-2021**

HS/STIC	Deskripsi Komoditas/ Negara Asal	Januari-Desember 2020		Januari-Desember 2021	
		Berat (kg)	Nilai CIF (US\$)	Berat (kg)	Nilai CIF (US\$)
(1)	(2)	(3)	(4)	(5)	(6)
	Malaysia	5	480	0	0
	Myanmar			241 920	395 136
40012980 23129	Scrap (tree, earth or smoked) and cup lump	12 867 479	8 325 388	26 127 299	30 953 021
	Pantai Gading	12 867 479	8 325 388	19 156 117	20 326 181
	Thailand			6 971 182	10 626 840
40021910 23211	SBR,XSBR,in primary forms/in vulcanised, uncompound plates, sheets/strips	511 239	457 966	0	0
	Korea Selatan	321 300	301 266	0	0
	Polandia	189 939	156 700	0	0
40021990 23211	Styrene-butadiene rubber,Carboxilated styrene-butadiene rubber,in other form	1 001 700	1 057 291	169 200	355 872
	Jepang	181 440	176 299	0	0
	Korea Selatan	472 500	502 412	33 600	55 944
	Rusia	95 760	123 052	0	0
	Taiwan	0	0	117 600	256 368
	Tiongkok	50 400	66 024	18 000	43 560
	Uni Emirat Arab	201 600	189 504	0	0
40022090 23212	Synthetic rubber, Butadiene rubber (BR) other than in primary forms	43 889	41 172	0	0
	Jepang	20 160	20 765	0	0
	Polandia	23 729	20 407	0	0
40025990 23215	Acrylonitrile-butadiene rubber (NBR), in other form	200	1 484	0	0
	Tiongkok	200	1 484	0	0
40029990 62119	Oth synthetic rubber & factice derived from oils in other form	0	0	9 000	20 250
	Tiongkok	0	0	9 000	20 250
40059190 62119	Compounded rubber o.t natural gums, unvulcanised, exc solutions & uncompound w/	5	71	148	972
	Tiongkok	5	71	148	972
40070000 62131	Vulcanised rubber thread and cord.	0	0	1	58
	Jerman			1	58
40081190 62132	Rubber, vulcanised (oth thn hard rubber), in plates, sheets & strip of cellular rubber, oth thn 4008.11.20	0	0	121	8 146
	Tiongkok	0	0	121	8 146
40081900 62132	Rubber, vulcanised (other than hard rubber), other than in plates, sheets and strip of cellular rubber	291	8 831	115	7 329
	Jerman	291	8 831	0	0
	Tiongkok	0	0	115	7 329
40082190 62133	Rubber,vulcanised (o.t hard rubber),in plates, sheets and strip,of non cellular rubber,other than	150	144	1 089	2 609
	Tiongkok	150	144	1 089	2 609

**Tabel 3 (lanjutan)**  
**Impor Menurut Komoditas (HS) dan Negara Asal Januari - Desember, 2020-2021**

HS/STIC	Deskripsi Komoditas/ Negara Asal	Januari-Desember 2020		Januari-Desember 2021	
		Berat (kg)	Nilai CIF (US\$)	Berat (kg)	Nilai CIF (US\$)
(1)	(2)	(3)	(4)	(5)	(6)
40082900	Rubber, vulcanised (other than hard rubber), other	2 803	6 363	20	542
62133	than in plates, sheets and strip, of non cellular				
	Amerika Serikat	3	36	20	542
	Brazil	4	86	0	0
	Jepang	1	5	0	0
	Thailand	153	4 644	0	0
	Tiongkok	2 642	1 592	0	0
40091100	Tubes, pipes & hoses, vulcanised rubber o.t hard	62	458	131	1 937
62141	rubber, unreinforced/othwise combined w/ oth				
	Amerika Serikat	14	159	97	1 681
	Inggris	3	52	4	203
	Tiongkok	45	247	30	53
40091290	Tubes,pipes&hoses,vulcanised rubber o.t hard	318	646	5	94
62145	rubb,unreinforced/combined w/oth				
	Inggris	0	0	5	94
	Singapura	316	636	0	0
	Taiwan	2	10	0	0
40092190	Tubes,pipes & hoses,vulcanised rubber o.t hard	1 100	12 273	637	8 121
62142	rubber,reinforced/combined w/metal,wo/ their				
	Amerika Serikat	142	1 755	46	1 353
	Brazil	0	0	6	288
	India	89	1 099	155	1 408
	Italia	45	403	36	453
	Kanada	1	10	3	39
	Meksiko	95	1 237	0	0
	Tiongkok	728	7 769	391	4 580
40092210	Mining slurry suction & discharge hoses, vulcanised	204	6 570	0	0
	rubber o.t hard rubber, reinforced/combined				
	Jerman	204	6 570	0	0
40092290	Tubes,pipes & hoses,vulcanised rubber o.t hard	1 601	16 047	1 094	20 136
62145	rubber, reinforced/combined w/metal,w/their				
	Amerika Serikat	1 428	13 826	959	17 617
	Inggris	0	0	3	79
	Jepang	58	726	27	782
	Jerman	0	0	47	616
	Singapura	6	6	0	0
	Tiongkok	109	1 489	58	1 042
40093191	Fuel hoses, heater hoses and water hoses, of a kind	2	5	0	0
62143	used on motor vehicles of heading 87.02, 87.03,				
	Singapura	2	5	0	0
40093199	Oth thn fuel hoses,heater hoses & water hoses,of a	1 631	20 726	487	9 595
62143	kind used on motor vehicles of heading 87.02, 87.03,				
	Amerika Serikat	173	2 221	174	2 681
	India	171	1 995	48	1 075
	Inggris	17	209	32	842

**Tabel 3 (lanjutan)**  
**Impor Menurut Komoditas (HS) dan Negara Asal Januari - Desember, 2020-2021**

HS/STIC	Deskripsi Komoditas/ Negara Asal	Januari-Desember 2020		Januari-Desember 2021	
		Berat (kg)	Nilai CIF (US\$)	Berat (kg)	Nilai CIF (US\$)
(1)	(2)	(3)	(4)	(5)	(6)
	Italia	0	0	3	38
	Jepang	5	78	5	119
	Jerman	0	0	77	882
	Kanada	1 098	14 053	19	648
	Meksiko	136	1 818	32	1 100
	Tiongkok	31	352	97	2 210
40093290	62145 Tubes, pipes & hoses, vulcanised rubber o.t hard rubber, reinforced/combined w/textile, w/fittings, oth	127	1 424	122	2 824
	Amerika Serikat	11	257	15	386
	Jepang	10	164	0	0
	Meksiko	7	114	2	43
	Tiongkok	99	889	105	2 395
40094190	62144 Reinforced or otherwise combined w/oth materials, oth thn rubber hose of a kind used for gas	2 973	28 324	1 929	41 080
	Amerika Serikat	2 137	19 879	1 067	22 211
	India	649	6 082	383	8 981
	Inggris	22	255	95	3 503
	Italia	88	973	54	993
	Jepang	12	113	35	689
	Jerman	0	0	92	1 056
	Kanada	4	88	6	118
	Korea Selatan	2	116	0	0
	Meksiko	5	60	90	1 291
	Tiongkok	54	758	105	2 202
	Rumania	0	0	2	36
40094290	62145 Tubes, pipes and hoses, of vulcanised rubber other than 4009.42.10-20	893	10 175	1 290	29 678
	Amerika Serikat	675	8 600	1 000	22 653
	India	170	1 460	59	732
	Inggris	0	0	24	947
	Jepang	0	0	31	451
	Jerman	0	0	35	2 279
	Kanada	5	69	96	1 936
	Singapura	43	46	0	0
	Tiongkok	0	0	45	680
40101200	62922 Conveyor belts or belting, of vulcanised rubber, reinforced only with textile materials	37 200	82 233	30 849	84 880
	Tiongkok	37 200	82 233	30 849	84 880
40101900	Conveyor belts or belting, of vulcanised rubber, other than 4010.11.00-4010.12.00	100 988	243 091	36 106	122 253
	Tiongkok	100 988	243 091	36 106	122 253
40103100	62921 Endless transmission belts trapezoidal cross-section (V-belts), V-ribbed, outside circum excee 60 cm but	1 197	5 110	4 293	18 747
	Amerika Serikat	215	2 758	22	501
	Italia	23	195	39	969

**Tabel 3 (lanjutan)**  
**Impor Menurut Komoditas (HS) dan Negara Asal Januari - Desember, 2020-2021**

HS/STIC	Deskripsi Komoditas/ Negara Asal	Januari-Desember 2020		Januari-Desember 2021	
		Berat (kg)	Nilai CIF (US\$)	Berat (kg)	Nilai CIF (US\$)
(1)	(2)	(3)	(4)	(5)	(6)
	Tiongkok	959	2 157	4 232	17 277
40103200	Endless transm belts trapezoidal cross-section	2 419	20 431	2 736	28 034
62921	(Vbelts), oth thn V-ribbed, outside circum excee 60				
	Amerika Serikat	294	3 481	49	1 078
	India	17	181	12	320
	Inggris	0	0	2	37
	Italia	0	0	7	186
	Jepang	7	50	0	0
	Meksiko	6	125	37	876
	Singapura	0	0	8	159
	Taiwan	4	34	0	0
	Thailand	1 426	11 224	2 212	17 503
	Tiongkok	665	5 336	409	7 875
40103300	Endless transmission belts trapezoidal cross-section	142	1 864	255	6 087
62921	(Vbelts),V-ribbed,outside circum excee 180 cm but				
	Amerika Serikat	95	1 132	49	771
	Italia	16	261	64	1 503
	Jerman	0	0	8	95
	Tiongkok	31	471	134	3 718
40103400	Endless transm belts trapezoidal cross-section	2 568	11 326	229	5 846
62921	(Vbelts),oth thn Vribbed,outside circum excee 180				
	Amerika Serikat	854	8 841	19	409
	India	38	426	0	0
	Taiwan	21	107	0	0
	Tiongkok	1 655	1 952	210	5 437
40103500	Endless synchronous belts, of an outside	0	0	11	60
62921	circumference exceeding 60 cm but not exceeding				
	Tiongkok	0	0	11	60
40103900	Transmission belts or belting, of vulcanised rubber,	1 380	4 956	213	4 878
62921	other than 4010.31.00-4010.36.00				
	Amerika Serikat	206	2 818	8	150
	Jerman	0	0	6	73
	Singapura	400	682	0	0
	Tiongkok	774	1 456	199	4 655
40115000	New pneumatic tyres, of rubber, of a kind used on	13	688	0	0
62542	bicycles.				
	Belanda	3	131	0	0
	Jerman	4	229	0	0
	Singapura	5	220	0	0
	Taiwan	1	108	0	0
40122050	Used pneumatic tyres of rubber, of a kind used on	2	187	0	0
62593	bicycles				
	Amerika Serikat	1	75	0	0
	Singapura	1	112	0	0

**Tabel 3 (lanjutan)**  
**Impor Menurut Komoditas (HS) dan Negara Asal Januari - Desember, 2020-2021**

HS/STIC	Deskripsi Komoditas/ Negara Asal	Januari-Desember 2020		Januari-Desember 2021	
		Berat (kg)	Nilai CIF (US\$)	Berat (kg)	Nilai CIF (US\$)
(1)	(2)	(3)	(4)	(5)	(6)
40129015 62594	Solid tyres exceeding 250 mm in external diameter, of a width exceeding 450 mm, for use on vehicles of Tiongkok	2 347	2 720	0	0
40129019 62594	Other solid tyres of rubber other than 4012.90.14-16 Tiongkok	3 467	14 141	5 669	15 995
40129090 62594	Retreaded/used pneumatic tyres of rubber, solid/ cushion tyres, tyre treads&flaps, other than Singapura	88	215	0	0
40149010 62919	Teats for feeding bottles and similar articles, of vulcanised rubber other than hard rubber, Amerika Serikat	1	61	0	0
40151100 84822	Gloves, mittens and mitts for surgical, of vulcanised rubber other than hard rubber Tiongkok	1	5	0	0
40151900 84822	Gloves, mittens and mitts for not surgical, of vulcanised rubber other than hard rubber Inggris	1	53	0	0
40161090 62992	Other articles of cellular rubber, other than 4016.10.10-20 Amerika Serikat	455	1 049	4	39
	Tiongkok	0	0	4	39
40169110 62999	Mats of vulcanised rubber other than hard rubber Tiongkok	455	1 049	0	0
40169110 62999	Mats of vulcanised rubber other than hard rubber Tiongkok	1	37	0	0
40169310 62999	Gaskets, washers and other seals of a kind used to insulate the terminal leads of electrolytic capacitors Italia	341	3 839	587	24 364
	Jerman	2	61	0	0
	Tiongkok	0	0	228	9 559
40169320 62999	Gaskets and o-rings, of a kind used on motor vehicles of heading 87.02, 87.03, 87.04 or 87.11 Amerika Serikat	339	3 778	359	14 805
	Brazil	16 793	177 630	13 357	278 152
	Francis	5 830	75 117	6 473	146 315
	India	1	20	6	125
	Inggris	20	353	11	503
	Irlandia	2	45	1	31
	Italia	60	839	389	12 334
	Jepang	0	0	6	70
	Jerman	104	1 177	251	4 639
	Kanada	421	6 314	532	12 730
	Meksiko	167	1 707	171	2 380
	Philipina	38	323	69	1 945
	Republik Ceko	812	10 068	901	18 775
		0	0	1	30
		2	39	13	436

**Tabel 3 (lanjutan)**  
**Impor Menurut Komoditas (HS) dan Negara Asal Januari - Desember, 2020-2021**

HS/STIC	Deskripsi Komoditas/ Negara Asal	Januari-Desember 2020		Januari-Desember 2021	
		Berat (kg)	Nilai CIF (US\$)	Berat (kg)	Nilai CIF (US\$)
(1)	(2)	(3)	(4)	(5)	(6)
	Singapura	2 512	3 806	9	279
	Spanyol	19	299	18	395
	Swiss	2	2	0	0
	Taiwan	33	372	77	2 262
	Thailand	4	40	13	287
	Tiongkok	6 766	77 109	3 671	53 122
	Turki	0	0	3	117
	Vietnam	0	0	742	21 377
40169390	Gaskets, washers and other seals of vulcanised	2 634	11 909	0	0
62999	rubber other than hard rubber, other than				
	Amerika Serikat	1	6	0	0
	Tiongkok	2 633	11 903	0	0
40169400	Boat or dock fenders of vulcanised rubber other than	24 122	44 107	17 384	71 865
62999	hard rubber, whether or not inflatable				
	Tiongkok	24 122	44 107	17 384	71 865
40169912	Parts and accessories of vulcanised rubber other	2	91	0	0
62999	than hard rubber, of a kind used for vehicles of				
	Taiwan	1	61	0	0
	Tiongkok	1	30	0	0
40169919	Parts & accessories of a kind used for vehicles of	279	10 515	0	0
62999	Chapter 87 of vulcanised rubber exc hard rubber oth				
	Jepang	4	35	0	0
	Tiongkok	275	10 480	0	0
40169951	Rubber rollers of vulcanised rubber other than hard	84	195	173	452
62999	rubber				
	Taiwan	0	0	70	231
	Tiongkok	84	195	103	221
40169954	Rubber grommets and rubber covers for automotive	37	341	65	1 987
62999	wiring harnesses of vulcanised rubber other than				
	Amerika Serikat	5	30	20	532
	Belgia	1	10	0	0
	Brazil	0	0	1	18
	Inggris	0	0	1	15
	Singapura	5	5	0	0
	Tiongkok	26	296	43	1 422
40169959	Oth articles a kind used in machinery/ mechanical/	1 153	13 337	661	16 026
62999	electric appliances, or for oth technical uses, oth thn				
	Amerika Serikat	498	6 580	176	4 035
	India	3	30	0	0
	Inggris	11	227	12	226
	Italia	1	7	3	76
	Jepang	54	730	81	2 216
	Jerman	1	11	5	55
	Meksiko	26	270	43	1 065
	Tiongkok	559	5 482	341	8 353

**Tabel 3 (lanjutan)**  
**Impor Menurut Komoditas (HS) dan Negara Asal Januari - Desember, 2020-2021**

HS/STIC	Deskripsi Komoditas/ Negara Asal	Januari-Desember 2020		Januari-Desember 2021	
		Berat (kg)	Nilai CIF (US\$)	Berat (kg)	Nilai CIF (US\$)
(1)	(2)	(3)	(4)	(5)	(6)
40169999 62999	Other articles of vulcanised rubber other than hard rubber, n.e.c in 4016	1 584	3 977	0	0
	Amerika Serikat	4	78	0	0
	Jepang	1	9	0	0
	Tiongkok	1 579	3 890	0	0
40170020 62991	Other articles of hard rubber	10	75	109	2 748
	Amerika Serikat	3	67	109	2 748
	Singapura	7	8	0	0
42010000 61220	Saddlery & harness for any animal of any material.	786	2 796	0	0
	Tiongkok	786	2 796	0	0
42021190 83121	Cases & containers, suit-case/brief-case with outer surface of leather/composition leather, dimension	13	234	0	0
	Amerika Serikat	9	84	0	0
	Australia	1	52	0	0
	Belanda	1	30	0	0
	Tiongkok	2	68	0	0
42021211 83122	School satchels with outer surface of vulcanised fibre	1	37	0	0
	Korea Selatan	1	37	0	0
42021219 83122	School satchels with outer surface other than vulcanised fibre	7	287	0	0
	Tiongkok	7	287	0	0
42021299 83122	Other School satchels, with outer surface other than vulcanised fibre	2	84	0	0
	Jerman	2	84	0	0
42021990 83129	Trunks, suit-cases, vanity-cases, executive-cases, brief-cases, school satchel & similar container, outer surface	29	491	0	0
	Hong Kong	29	491	0	0
42022100 83111	Handbags, whether/ not with shoulder strap, incl those without handle, outer surface of leather/	54	1 269	0	0
	Amerika Serikat	1	30	0	0
	Australia	3	161	0	0
	Belgia	8	40	0	0
	Hong Kong	33	786	0	0
	Korea Selatan	5	154	0	0
	Singapura	3	66	0	0
	Tiongkok	1	32	0	0
42022200 83112	Handbags, w/ shoulder strap, incl those w/ handle w/ outer surface of sheeting of plastics/ of	1 085	1 004	0	0
	Amerika Serikat	2	175	0	0
	Belanda	4	17	0	0

**Tabel 3 (lanjutan)**  
**Impor Menurut Komoditas (HS) dan Negara Asal Januari - Desember, 2020-2021**

HS/STIC	Deskripsi Komoditas/ Negara Asal	Januari-Desember 2020		Januari-Desember 2021	
		Berat (kg)	Nilai CIF (US\$)	Berat (kg)	Nilai CIF (US\$)
(1)	(2)	(3)	(4)	(5)	(6)
	Belgia	2	100	0	0
	Korea Selatan	1 005	138	0	0
	Singapura	27	190	0	0
	Tiongkok	45	384	0	0
42022900	Handbags, whether or not with shoulder strap,	167	3 552	0	0
83119	including those without handle, oth thn sub heading				
	Amerika Serikat	2	105	0	0
	Australia	4	188	0	0
	Belanda	1	3	0	0
	Belgia	17	256	0	0
	Hong Kong	11	1 036	0	0
	Jepang	3	2	0	0
	Jerman	20	180	0	0
	Korea Selatan	84	990	0	0
	Malaysia	2	58	0	0
	Singapura	14	479	0	0
	Taiwan	1	32	0	0
	Tiongkok	8	223	0	0
42023900	Articles of a kind normally carried in pocket/in the	82	637	0	0
83191	handbag, oth thn sub heading 4202.31 - 4202.32				
	Amerika Serikat	1	89	0	0
	Belgia	15	80	0	0
	Hong Kong	29	411	0	0
	Jepang	12	5	0	0
	Korea Selatan	17	8	0	0
	Singapura	1	38	0	0
	Taiwan	2	5	0	0
	Tiongkok	5	1	0	0
42029290	Cases and containers, other than toiletry bags and	186	661	11	78
83199	bowling bags, of sheeting of plastics				
	Tiongkok	186	661	11	78
42029990	Cases and containers, other article, with outer	9	266	0	0
83199	surface other than vulcanised fibre or paperboard				
	Amerika Serikat	4	65	0	0
	Australia	2	116	0	0
	Jerman	1	9	0	0
	Tiongkok	2	76	0	0
42032100	Clothing accessories, gloves, mittens and mitts,	1	45	0	0
89477	especially designed for use in sports, of leather or				
	Amerika Serikat	1	45	0	0
42032910	Clothing accessories, protective work gloves, of	10	66	0	0
	leather or composition leather				
	Taiwan	10	66	0	0



**Tabel 3 (lanjutan)**  
**Impor Menurut Komoditas (HS) dan Negara Asal Januari - Desember, 2020-2021**

HS/STIC	Deskripsi Komoditas/ Negara Asal	Januari-Desember 2020		Januari-Desember 2021	
		Berat (kg)	Nilai CIF (US\$)	Berat (kg)	Nilai CIF (US\$)
(1)	(2)	(3)	(4)	(5)	(6)
42032990	Clothing accessories, other than protective work	162	162	0	0
84812	gloves, of leather or composition leather				
	Tiongkok	162	162	0	0
42033000	Clothing accessories, belts and bandoliers, of leather	5	244	0	0
84813	or of composition leather				
	Amerika Serikat	2	105	0	0
	Belanda	1	44	0	0
	Jerman	1	35	0	0
	Taiwan	1	60	0	0
42050090	Other articles of leather or of composition leather,	1	34	0	0
61290	oth thn HS code 4205.00.10 - 4205.00.40				
	Singapura	1	34	0	0
44013900	Sawdust and wood waste and scrap, agglomerated in	1	5	0	0
24620	logs, briquettes, pellets or similar forms, other than				
	Jepang	1	5	0	0
44039490	Oth treated with paint, stains, creosote or other	79 047 270	5 111 872	0	0
24790	preservatives,of beech (Fagus spp),exc baulks,				
	Malaysia	79 047 270	5 111 872	0	0
44079290	Non-coniferous and other than tropical wood of	691 690	280 670	496 553	217 322
24840	beech (Fogus spp), exc planed, sanded or end-jointed				
	Jerman	691 690	280 670	496 553	217 322
44079590	Non-coniferous and other than tropical wood of ash	69 610	35 088	74 700	54 312
	(Fraxinus spp.), exc planed, sanded or end-jointed				
	Jerman	69 610	35 088	74 700	54 312
44079990	Wood sawn other than sub heading 4407.91 -	15 300	7 256	89 770	34 475
24840	4407.97, not (planed, sanded or end-jointed)				
	Jerman	15 300	7 256	89 770	34 475
44101100	Particle board of wood, whether or not	0	0	7 702	16 393
63422	agglomerated with resins or other organic binding				
	Tiongkok	0	0	7 702	16 393
44121000	Plywood, veneered panels and similar laminated	23 723	9 360	0	0
63432	wood, of bamboo				
	Tiongkok	23 723	9 360	0	0
44123300	Oth ply,solely of sheets exc bamboo,each ply< 6 mm	301 900	274 677	247 500	295 424
63431	thick,w/at least one outer ply non-coniferous of				
	Tiongkok	301 900	274 677	247 500	295 424
44182000	Doors and their frames and thresholds	0	0	6 850	10 885
63532					
	Indonesia	0	0	6 850	10 885
44211000	Clothes hangers of wood	0	0	3 328	20 867
63599					
	Tiongkok	0	0	3 328	20 867

**Tabel 3 (lanjutan)**  
**Impor Menurut Komoditas (HS) dan Negara Asal Januari - Desember, 2020-2021**

HS/STIC	Deskripsi Komoditas/ Negara Asal	Januari-Desember 2020		Januari-Desember 2021	
		Berat (kg)	Nilai CIF (US\$)	Berat (kg)	Nilai CIF (US\$)
(1)	(2)	(3)	(4)	(5)	(6)
45049000 63329	Articles of agglomerated cork oth thn blocks, plates, sheets & strip, tiles of any shape, solid cylinders, Amerika Serikat	1	1	4	99
47032100 25151	Chemical wood pulp, soda or sulphate, other than dissolving grades, semibleached or bleached from Francis Kanada Tiongkok	17 673 861	11 780 894	28 078 522	23 474 335
48010021 64110	Newsprint weighing more than 55 g/m2, In rolls, of a width exceeding 28 cm but not exceeding 36 cm India Jerman Laos Malaysia Singapura Tiongkok	14	21	0	0
48010024 64110	Newsprint in sheets, square/rectangular, one side >36 cm, & oth side > 15 cm in the unfolded state Jepang	55 636	65 943	14 293	16 812
48030090 64163	Toilet/facial tissue stock, towel or napkin stock and Singapura	11 212	10 858	0	0
48059190 64159	Oth uncoated paper&paperboard, in rolls/sheets, weighing 150 g/m2 or less, oth thn of a kind used to Tiongkok	6 600	23 760	0	0
48115949 64172	Paper&paperboard in rolls< 15 cm in width/rectangular sheets no side >36 cm in the Thailand Tiongkok	33 554	96 508	50 875	162 186
48119099 64179	Other than floor covering and maebled paper oth in rolls<15cm of which no side >36 cm Tiongkok	9 274	23 418	0	0
48173000 64223	Boxes, pouches, wallets and writing compendiums, of paper or paperboard, containing an assortment of Australia	2	26	0	0
48182000 64294	Handkerchiefs, cleansing or facial tissues and towels Amerika Serikat Hong Kong	2	70	0	0
48191000 64211	Cartons, boxes and cases, of corrugated paper or paperboard Malaysia Tiongkok	305	750	259	175
		0	0	9	15
		305	750	250	160

**Tabel 3 (lanjutan)**  
**Impor Menurut Komoditas (HS) dan Negara Asal Januari - Desember, 2020-2021**

HS/STIC	Deskripsi Komoditas/ Negara Asal	Januari-Desember 2020		Januari-Desember 2021	
		Berat (kg)	Nilai CIF (US\$)	Berat (kg)	Nilai CIF (US\$)
(1)	(2)	(3)	(4)	(5)	(6)
48192000	Folding cartons, boxes and cases, of noncorrugated paper or paperboard	773	877	0	0
64212	Inggris	1	41	0	0
	Tiongkok	772	836	0	0
48194000	Other sacks and bags, including cones	16	101	0	0
64214	Tiongkok	16	101	0	0
48195000	Other packing containers, including record sleeves	119	131	0	0
64215	Singapura	19	21	0	0
	Tiongkok	100	110	0	0
48196000	Box files, letter trays, storage boxes and similar articles, of a kind used in offices, shops or the like	98	833	0	0
64216	Tiongkok	98	833	0	0
48205000	Albums for samples or for collections	1 228	7 793	0	0
64235	Inggris	6	213	0	0
	Jepang	410	50	0	0
	Korea Selatan	811	7 496	0	0
	Singapura	1	34	0	0
48209000	Registers, account books, note books, order books, etc, other than HS code 4820.10.00-	169	999	0	0
64239	Amerika Serikat	5	100	0	0
	Korea Selatan	13	70	0	0
	Laos	1	27	0	0
	Latvia	1	25	0	0
	Taiwan	1	36	0	0
	Tiongkok	134	711	0	0
	Ukraina	14	30	0	0
48211090	Labels excfor jewellery, incl obj of personal adornment /porsonal use in the pocket,in the	2 557	712	30	52
89281	Tiongkok	2 557	712	30	52
48229090	Bobins, spools, cops & similar Suportof paper pulp, paper/paperboard, excfor winding Textile Yarn, exc	912	1 251	0	0
64291	Tiongkok	912	1 251	0	0
48236900	Trays, dishes, plates, cups and the like, of paper or paperboard, except of bamboo	14	195	0	0
64293	Francis	3	3	0	0
	Inggris	2	26	0	0
	Korea Selatan	8	141	0	0
	Latvia	1	25	0	0
48239099	Other Kraft paper, except cut to shape other than rectangular or square	0	0	4 290	59 929
64299	Swedia	0	0	4 290	59 929

**Tabel 3 (lanjutan)**  
**Impor Menurut Komoditas (HS) dan Negara Asal Januari - Desember, 2020-2021**

HS/STIC	Deskripsi Komoditas/ Negara Asal	Januari-Desember 2020		Januari-Desember 2021	
		Berat (kg)	Nilai CIF (US\$)	Berat (kg)	Nilai CIF (US\$)
(1)	(2)	(3)	(4)	(5)	(6)
49011000	Printed books, brochures, leaflets and similar printed	779	11 510	0	0
89215	matter, in single sheets, whether or not folded				
	Amerika Serikat	36	1 318	0	0
	Arab Saudi	1	1	0	0
	Australia	9	291	0	0
	Belanda	29	554	0	0
	Belgia	3	80	0	0
	Francis	5	5	0	0
	Hong Kong	29	252	0	0
	Inggris	20	860	0	0
	Jepang	20	911	0	0
	Jerman	15	468	0	0
	Kanada	1	40	0	0
	Korea Selatan	229	2 259	0	0
	Laos	36	157	0	0
	Latvia	1	40	0	0
	Malaysia	74	826	0	0
	Portugal	1	62	0	0
	Rusia	2	33	0	0
	Singapura	71	1 064	0	0
	Swedia	4	145	0	0
	Swiss	3	105	0	0
	Taiwan	7	134	0	0
	Tiongkok	182	1 880	0	0
	Ukraina	1	25	0	0
49019910	Educational, technical, scientific, historical or cultural	622	5 674	0	0
89219	books				
	Amerika Serikat	53	2 559	0	0
	Arab Saudi	20	200	0	0
	Australia	2	100	0	0
	Belanda	3	150	0	0
	India	1	1	0	0
	Inggris	1	26	0	0
	Jepang	2	18	0	0
	Jerman	8	35	0	0
	Laos	2	79	0	0
	Malaysia	11	438	0	0
	Singapura	9	233	0	0
	Swiss	7	60	0	0
	Taiwan	345	874	0	0
	Thailand	3	3	0	0
	Tiongkok	155	898	0	0
49019990	Printed books Other than educational, technical,	286	1 296	2 195	10 186
89219	scientific, historical or cultural books				
	Amerika Serikat	7	155	9	103
	Francis	1	1	0	0
	Hong Kong	268	868	0	0

**Tabel 3 (lanjutan)**  
**Impor Menurut Komoditas (HS) dan Negara Asal Januari - Desember, 2020-2021**

HS/STIC	Deskripsi Komoditas/ Negara Asal	Januari-Desember 2020		Januari-Desember 2021	
		Berat (kg)	Nilai CIF (US\$)	Berat (kg)	Nilai CIF (US\$)
(1)	(2)	(3)	(4)	(5)	(6)
	Inggris	1	37	5	208
	Jerman	1	25	0	0
	Korea Selatan	4	60	0	0
	Laos	1	47	0	0
	Meksiko	0	0	166	4 462
	Singapura	3	103	0	0
	Tiongkok	0	0	2 015	5 413
49029090 89229	Other than educational, technical, scientific, historical or cultural journals and periodicals	48	404	0	0
	Belanda	2	119	0	0
	Korea Selatan	44	282	0	0
	Singapura	1	1	0	0
	Swiss	1	2	0	0
49030000 89212	Children's picture, drawing or colouring books.	7	287	0	0
	Amerika Serikat	6	261	0	0
	Jepang	1	26	0	0
49040000 89285	Music, printed or in manuscript, whether or not bound or illustrated.	2	60	0	0
	Korea Selatan	2	60	0	0
49070021 89283	Unused postage stamps	1	59	0	0
	Jepang	1	59	0	0
49081000 89241	Transfers (decalcomanias), vitrifiable	1	25	0	0
	Belanda	1	25	0	0
49089000 89241	Transfers (decalcomanias), not vitrifiable	8	46	0	0
	Amerika Serikat	2	36	0	0
	Korea Selatan	6	10	0	0
49090000 89242	Printed/illustrated Postcard, print Cards Bearing, message/announcements, with/not illustrated,	4	114	0	0
	Amerika Serikat	1	95	0	0
	Tiongkok	3	19	0	0
49100000 89284	Calendars of any kind, printed, including calendar blocks.	3	78	0	0
	Amerika Serikat	2	75	0	0
	Jepang	1	3	0	0
49111010 89286	Catalogues listing only educational, technical, scientific, historical or cultural books and	3	65	0	0
	Korea Selatan	3	65	0	0
49111090 89286	advertisements Material, commercial Catalog, apart Catalogues listing only education, technical, scientific,	11	106	9	62
	Korea Selatan	11	106	0	0

**Tabel 3 (lanjutan)**  
**Impor Menurut Komoditas (HS) dan Negara Asal Januari - Desember, 2020-2021**

HS/STIC	Deskripsi Komoditas/ Negara Asal	Januari-Desember 2020		Januari-Desember 2021	
		Berat (kg)	Nilai CIF (US\$)	Berat (kg)	Nilai CIF (US\$)
(1)	(2)	(3)	(4)	(5)	(6)
	Tiongkok	0	0	9	62
49119129	Pictures and photographs, of a kind to be mounted	11	250	0	0
89287	for instructional purposes, oher than Anatomical and				
	Amerika Serikat	10	200	0	0
	Korea Selatan	1	50	0	0
49119139	Pictures and photographs, except of a kind to be	13	112	0	0
89287	mounted for instructional purposes, oher than				
	Hong Kong	1	65	0	0
	Jepang	1	37	0	0
	Korea Selatan	11	10	0	0
53050023	Abaca fibres	54 130	25 447	23 550	14 179
26580					
	India	10 379	7 534	0	0
	Philipina	16 251	5 232	7 550	4 531
	Ekuador	27 500	12 681	16 000	9 648
54011090	Sewing thread of man-made flment of synthetic	9	57	9	62
65141	filaments, not for put up retail sale				
	Tiongkok	9	57	9	62
54083300	Other woven fabrics, of yarns of different colours	2	28	0	0
65359					
	India	2	28	0	0
55032000	Fibres, synthetic staple fibres, of polyesters, not	281 500	255 983	227 384	218 964
26652	carded, combed or otherwise processed for spinning				
	Korea Selatan	281 500	255 983	182 500	179 915
	Malaysia	0	0	44 884	39 049
56031400	Nonwovens, whether or not impregnated,	46 096	111 872	70 336	175 228
65720	coated, covered or laminated, of man-made				
	Malaysia	46 096	111 872	67 536	171 504
	Tiongkok	0	0	2 800	3 724
56039400	Nonwovens, won impregnated, coated, covered or	44	394	2 625	4 335
65720	laminated, not of man-made filaments, (weighing				
	Amerika Serikat	44	394	25	279
	Tiongkok	0	0	2 600	4 056
56041000	Rubber thread and cord, textile covered	21	238	0	0
65781					
	Tiongkok	21	238	0	0
56074900	Other than twine, binder or baler twine, of	1	29	26 252	42 136
65751	polyethylene or polypropylene				
	Kroasia	1	29	0	0
	Tiongkok	0	0	26 252	42 136
56075090	Oth synthetic fibres, exc vbelt cord of manmade	10	55	884	7 824
65751	fibre treated, yarn size>10,000 decitex, for sealing				
	Tiongkok	10	55	884	7 824

**Tabel 3 (lanjutan)**  
**Impor Menurut Komoditas (HS) dan Negara Asal Januari - Desember, 2020-2021**

HS/STIC	Deskripsi Komoditas/ Negara Asal	Januari-Desember 2020		Januari-Desember 2021	
		Berat (kg)	Nilai CIF (US\$)	Berat (kg)	Nilai CIF (US\$)
(1)	(2)	(3)	(4)	(5)	(6)
56079090	Twine, cordage, ropes, cables, other than of jute/oth	17	96	0	0
65751	textile bast fibres of head 53.03				
	Tiongkok	17	96	0	0
56081990	Twine, cordage or rope, knotted netting, for other	12 280	53 522	0	0
65752	than fishing, of man-made textile materials,other net				
	Tiongkok	12 280	53 522	0	0
56089090	Twine, cordage or rope, knotted netting, of other	2 144	6 964	58	285
65752	than man-made textiles,other than of Net bags				
	Amerika Serikat	131	637	58	285
	Tiongkok	2 013	6 327	0	0
56090000	Articles of yarn,strip or the like of heading 54.04 or	9	57	0	0
65759	54.05,twine,cordage,rope/cables, not elsewhere				
	Tiongkok	9	57	0	0
58063290	Other Narrow woven fabrics made of man-made	5	95	0	0
65613	fibres, other than HS 5806.32.10-50				
	Tiongkok	5	95	0	0
59029090	Tyre cord fabric of viscose rayon, of other than	0	0	249	2 922
65793	chafer fabric, rubberised				
	Tiongkok	0	0	249	2 922
59031090	Textile fabrics impregnated, coated, covered/	54	302	181 641	243 292
65732	laminated w/ poly(vinyl chloride), oth thn interlining,				
	Tiongkok	54	302	181 641	243 292
59100000	Transm/conveyor belts,of text material,won	3 505	3 813	9 968	29 464
65792	impregnated,coat,covered/laminate				
	Taiwan	41	126	0	0
	Tiongkok	3 464	3 687	9 968	29 464
59113100	Textile product and articles for technical used sub	46	18 533	3 276	491 663
65773	heading 5911.10 - 5911.20, weighing less than 650				
	Brazil	0	0	1 638	145 466
	Korea Selatan	46	18 533	506	202 943
	Thailand	0	0	216	68 806
	Tiongkok	0	0	916	74 448
59113200	Textile product and articles for technical used sub	14 456	794 534	46 808	2 858 091
65773	heading 5911.10 - 5911.31, weighing 650 g/m2 or				
	Australia	2 380	123 299	11 595	466 379
	Brazil	0	0	10 806	860 788
	Finlandia	6 488	348 665	5 904	317 250
	Jerman	0	0	2 019	359 582
	Korea Selatan	138	55 599	0	0
	Malaysia	0	0	1 240	43 408
	Swedia	1 351	64 725	5 081	199 070
	Tiongkok	4 099	202 246	10 163	611 614

**Tabel 3 (lanjutan)**  
**Impor Menurut Komoditas (HS) dan Negara Asal Januari - Desember, 2020-2021**

HS/STIC	Deskripsi Komoditas/ Negara Asal	Januari-Desember 2020		Januari-Desember 2021	
		Berat (kg)	Nilai CIF (US\$)	Berat (kg)	Nilai CIF (US\$)
(1)	(2)	(3)	(4)	(5)	(6)
59114000 65773	Straining cloth of a kind used in oil presses or the like, including that of human hair	1 135	49 739	90	5 138
	Jerman	856	38 837	90	5 138
	Malaysia	279	10 902	0	0
59119010 65773	Textile product and articles for technical used other than sub heading 5911.10 - 5911.40, gaskets and	7	56	51	3 078
	Amerika Serikat	7	56	28	543
	Jerman	0	0	23	2 535
59119090 65773	Textile product & articles for technical used oth thn sub heading 5911.10 - 5911.40,oth thn gaskets and	41 307	93 984	1 293	6 933
	Korea Selatan	41 307	93 984	0	0
	Tiongkok	0	0	1 293	6 933
61012000 84310	Men/boys' over/car-coat,cape,wind-cheater/jacket & similar, knitted/crocheted, oth heading 61.03,of	6	63	0	0
	Jerman	1	39	0	0
	Tiongkok	5	24	0	0
61019000 84310	Men/boys' over/car-coat,cape,wind-cheater/jacket & similar, knitted/crocheted, oth heading 61.03,of oth	3	122	0	0
	Amerika Serikat	1	33	0	0
	Jerman	1	34	0	0
	Tiongkok	1	55	0	0
61029000 84410	Women/girl over/car-coat,cape,wind-cheater/jacket & similar, knitted/crocheted, oth heading 61.04,of oth	3	160	0	0
	Taiwan	3	160	0	0
61031000 84321	Men's/boys' suits, knitted/crocheted	47	1 274	0	0
	Amerika Serikat	2	167	0	0
	Australia	3	154	0	0
	Hong Kong	3	26	0	0
	Inggris	4	205	0	0
	Jerman	1	32	0	0
	Korea Selatan	24	427	0	0
	Malaysia	3	48	0	0
	Tiongkok	7	215	0	0
61032900 84322	Men's/boys' ensembles knitted/crocheted,of other textilematerials	1	5	0	0
	Malaysia	1	5	0	0
61034200 84324	Men's/boys' trouser,bib & brace overall,breeche & short, knitted/crocheted,of cotton	2	42	0	0
	Taiwan	2	42	0	0
61034900 84324	Men's/boys' trouser,bib & brace overall,breeche & short, knitted/crocheted,of other textile materials	12	74	0	0
	Belgia	1	30	0	0
	Tiongkok	11	44	0	0



**Tabel 3 (lanjutan)**  
**Impor Menurut Komoditas (HS) dan Negara Asal Januari - Desember, 2020-2021**

HS/STIC	Deskripsi Komoditas/ Negara Asal	Januari-Desember 2020		Januari-Desember 2021	
		Berat (kg)	Nilai CIF (US\$)	Berat (kg)	Nilai CIF (US\$)
(1)	(2)	(3)	(4)	(5)	(6)
61041920 84421	Women's or girls' suits, knitted or crocheted, of cotton	3	55	0	0
	Taiwan	3	55	0	0
61044200 84424	Women's/girls' dresses, knitted or crocheted, of cotton	2	138	0	0
	Tiongkok	2	138	0	0
61044900 84424	Women's/girls' dresses, knitted or crocheted, of other textile materials	8	226	0	0
	Singapura	6	180	0	0
	Tiongkok	2	46	0	0
61046900 84426	Women's/girls' trouser, bib & brace overall, breeches & short, knitted/crocheted, of other	697	7 416	0	0
	Amerika Serikat	24	769	0	0
	Arab Saudi	38	50	0	0
	Australia	24	194	0	0
	Belanda	11	37	0	0
	Francis	3	4	0	0
	Hong Kong	108	537	0	0
	Inggris	6	597	0	0
	Jepang	28	116	0	0
	Jerman	24	648	0	0
	Korea Selatan	179	1 731	0	0
	Latvia	2	174	0	0
	Lithuania	1	50	0	0
	Malaysia	67	394	0	0
	Philipina	3	4	0	0
	Singapura	44	754	0	0
	Spainyol	2	140	0	0
	Taiwan	52	652	0	0
	Tiongkok	81	565	0	0
61051000 84371	Men's or boys' shirts, knitted or crocheted, of cotton	1	40	0	0
	Amerika Serikat	1	40	0	0
61059000 84379	Men's or boys' shirts, knitted or crocheted, of other textile materials	5	4	0	0
	Tiongkok	5	4	0	0
61069000 84470	Women's or girls' blouses, shirts & shirt-blouses, knitted/crocheted, of other textile materials	119	1 807	0	0
	Amerika Serikat	15	876	0	0
	Belanda	17	174	0	0
	Hong Kong	2	39	0	0
	Jerman	4	373	0	0
	Malaysia	33	117	0	0
	Singapura	14	50	0	0
	Tajikistan	14	100	0	0
	Tiongkok	20	78	0	0

**Tabel 3 (lanjutan)**  
**Impor Menurut Komoditas (HS) dan Negara Asal Januari - Desember, 2020-2021**

HS/STIC	Deskripsi Komoditas/ Negara Asal	Januari-Desember 2020		Januari-Desember 2021	
		Berat (kg)	Nilai CIF (US\$)	Berat (kg)	Nilai CIF (US\$)
(1)	(2)	(3)	(4)	(5)	(6)
61071100 84381	Men's or boys' underpants and briefs, knitted or crocheted, of cotton Taiwan	11	52	0	0
61071900 84381	Men's or boys' underpants and briefs, knitted or crocheted, of other textile materials Latvia Singapura Tiongkok Vietnam	5	146	0	0
61072100 84382	Men's or boys' nightshirts & pyjamas, knitted or crocheted, of cotton Australia	2	5	0	0
61072900 84382	Men's or boys' nightshirts & pyjamas, knitted or crocheted, of other textile materials Amerika Serikat	1	82	0	0
61082200 84482	Women's or girls' briefs and panties, knitted/ crocheted, of man-made fibres Amerika Serikat Inggris Singapura	8	466	0	0
61089900 84489	Women's/girls' negligees, bathrobe, dressing gown & similar articles, knitted/crocheted, of other textile Amerika Serikat	1	415	0	0
61091010 84540	T-shirts, singlets and other vests, knitted or crocheted, of cotton, for men or boys Amerika Serikat Australia Inggris Jepang Jerman Kanada Latvia Swedia Taiwan Tiongkok	39	806	0	0
61091020 84540	T-shirts, singlets and other vests, knitted or crocheted, of cotton, for women or girls Hong Kong Jepang Korea Selatan Latvia Malaysia Singapura	16	363	0	0

**Tabel 3 (lanjutan)**  
**Impor Menurut Komoditas (HS) dan Negara Asal Januari - Desember, 2020-2021**

HS/STIC	Deskripsi Komoditas/ Negara Asal	Januari-Desember 2020		Januari-Desember 2021	
		Berat (kg)	Nilai CIF (US\$)	Berat (kg)	Nilai CIF (US\$)
(1)	(2)	(3)	(4)	(5)	(6)
61099010 84540	T-shirts,singlets and other vests,knitted or crocheted, for men or boys, of ramie, linen or silk Amerika Serikat	1	103	0	0
61109000 84530	Jerseys,pullovers,cardigans,waistcoats & similar articles,of other textile materials Jerman	1	50	0	0
61113000 84512	Babies' garments and clothing accessories, knitted or crocheted, of synthetic fibres Australia	29	236	0	0
	Inggris	2	60	0	0
	Malaysia	2	104	0	0
	Singapura	15	15	0	0
	Taiwan	5	14	0	0
		5	43	0	0
61124990 84564	Other women's or girls' swimwear,of other textile materials Amerika Serikat	1	70	0	0
61149010 84599	Other garments, knitted or crocheted,of wool or fine animal hair Tiongkok	1	70	0	0
61152990 84624	Other panty hose and tights,knitted/crocheted, of other textile material (excl. cotton) Singapura	2	25	0	0
61161090 84691	Other gloves, mittens and mitts, knitted or crocheted, impregnated, coated or covered with Inggris	1	27	0	0
	Singapura	3	99	0	0
61171010 84693	Shawls,scarves,mufflers,mantillas,veils & the like, knitted/crocheted, of cotton Malaysia	1	31	0	0
61171090 84693	Shawls,scarves,mufflers,mantillas,veils & the like, knitted/crocheted, of other textile materials Korea Selatan	3	31	0	0
	Malaysia	19	101	0	0
	Turki	17	1	0	0
62011200 84112	Men/boys' overcoat,raincoat,car-coat,cape,cloak & similar articles,oth those of heading 62.03, of cotton Australia	1	31	0	0
	Hong Kong	1	48	0	0
	Jepang	1	52	0	0
	Korea Selatan	6	41	0	0
62011300 84112	Men/boys' overcoat,raincoat,car-coat,cape,cloak & similar articles,oth those of heading 62.03, of man- Amerika Serikat	10	160	0	0
	Italia	1	42	0	0
		2	44	0	0
		6	33	0	0
		1	41	0	0
		14	73	0	0
		1	40	0	0
		1	26	0	0

**Tabel 3 (lanjutan)**  
**Impor Menurut Komoditas (HS) dan Negara Asal Januari - Desember, 2020-2021**

HS/STIC	Deskripsi Komoditas/ Negara Asal	Januari-Desember 2020		Januari-Desember 2021	
		Berat (kg)	Nilai CIF (US\$)	Berat (kg)	Nilai CIF (US\$)
(1)	(2)	(3)	(4)	(5)	(6)
	Jepang	12	7	0	0
62011990 84112	Men/boys' overcoat,raincoat,car-coat,cape,cloak & similararticles,oth those of heading 62.03,of oth	6	216	0	0
	Latvia	1	36	0	0
	Tiongkok	5	180	0	0
62019990 84119	Men/boys' anorak (incl ski-jacket),wind-cheater, wind-jacket& similar articles,oth head 62.03,of other	14	90	0	0
	Kanada	1	30	0	0
	Korea Selatan	13	60	0	0
62021200 84211	Women/girls' overcoat,raincoat,car-coat, cape, cloak & similararticles,oth those of heading 62.04, of	17	17	0	0
	Korea Selatan	17	17	0	0
62031100 84121	Men's or boys' suits, of wool or fine animal hair	3	74	0	0
	Malaysia			0	0
	Turki	1	26	0	0
62031200 84122	Men's or boys' suits, of synthetic fibres	11	170	0	0
	Malaysia	3	59	0	0
	Singapura	1	65	0	0
	Taiwan	7	46	0	0
62031919 84122	Men's or boys' suits,of cotton, not printed by traditional batik process	1	27	0	0
	Inggris	1	27	0	0
62032300 84123	Men's or boys' ensemble, of synthetic fibres	1	32	0	0
	Inggris	1	32	0	0
62033100 84130	Men's or boys' jackets & blazers, of wool/fine animal hair	1	328	0	0
	Belgia	1	328	0	0
62034300 84140	Men's or boys' trouser,bib & brace overall,breeche & shorts(oth swimwear), of synthetic fibres	1	83	0	0
	Singapura	1	83	0	0
62041990 84221	Women's or girls' suits, of other textile materials exceptsilk	1	68	0	0
	Jerman	1	68	0	0
62044300 84240	Women's or girls' dresses, of synthetic fibres	7	202	0	0
	Hong Kong	3	114	0	0
	Singapura	3	53	0	0
	Tiongkok	1	35	0	0

**Tabel 3 (lanjutan)**  
**Impor Menurut Komoditas (HS) dan Negara Asal Januari - Desember, 2020-2021**

HS/STIC	Deskripsi Komoditas/ Negara Asal	Januari-Desember 2020		Januari-Desember 2021	
		Berat (kg)	Nilai CIF (US\$)	Berat (kg)	Nilai CIF (US\$)
(1)	(2)	(3)	(4)	(5)	(6)
62044990 84240	Women's or girls' dresses, of other textile material, notprinted by traditional batik process Singapura Tiongkok	3 2 1	63 30 33	0 0 0	0 0 0
62052090 84151	Men's or boys' shirts,of cotton,not printed by traditional batik process or barang tagalog Singapura	1 1	72 72	0 0	0 0
62053090 84159	Men's or boys' shirts, of man-made fibres,other than barang tagalog Belgia Malaysia	6 2 4	72 60 12	0 0 0	0 0 0
62064000 84270	Women's or girls' blouses,shirts & shirt-blouses,of man-made fibres Jepang	1 1	34 34	0 0	0 0
62071900 84161	Men's or boys' underpants and briefs, of other textile materials Swedia	1 1	32 32	0 0	0 0
62093030 84511	Babies's t-shirts, shirts, pyjamas and similar articles, ofsynthetic fibres Inggris	1 1	50 50	0 0	0 0
62114290 84589	Other garments exc for fencing/wrestling/prayer cloaks, ofcotton, women's or girl's Inggris	1 1	15 15	0 0	0 0
62171090 84619	Other clothing accessories except judo belts, other thanthose of heading 62.12 Jerman	2 2	64 64	0 0	0 0
63022900 65843	Other bed linen, printed, of other textile materials exceptcotton/man-made fibres Tiongkok	5 5	60 60	0 0	0 0
63023900 65843	Other bed linen, not printed/knitted/crocheted, of othertextile materials exc cotton/man-made fibres Singapura	1 1	25 25	0 0	0 0
63026000 65847	Toilet linen and kitchen linen,of terry towelling/similarterry fabrics, of cotton Tiongkok	1 1	28 28	0 0	0 0
63029990 65848	Toilet linen and kitchen linen,oth than of terry towellingor similar terry fabrics, of other textile Korea Selatan	4 4	20 20	0 0	0 0
63031200 65851	Curtains (including drapes) & interior blinds;curtain/bedvalances, knitted/crocheted,of Tiongkok	2 2	118 118	0 0	0 0

**Tabel 3 (lanjutan)**  
**Impor Menurut Komoditas (HS) dan Negara Asal Januari - Desember, 2020-2021**

HS/STIC	Deskripsi Komoditas/ Negara Asal	Januari-Desember 2020		Januari-Desember 2021	
		Berat (kg)	Nilai CIF (US\$)	Berat (kg)	Nilai CIF (US\$)
(1)	(2)	(3)	(4)	(5)	(6)
63039900	Curtain (incl drape)&interior blind;curtain/bed	2	31	0	0
65851	valance, notknitte/crochete, of oth textile material				
	Francis	2	31	0	0
63041910	Bedspreads,excluding those of heading 94.04,not	8	148	0	0
65852	knitted orcrocheted, of cotton				
	Korea Selatan	8	148	0	0
63053320	Other sacks&bags,use for packing of good,of	0	0	65 868	217 065
65813	polyethylene orpolypropylene strip/the like,of				
	Vietnam	0	0	65 868	217 065
63053390	Other sacks & bags, use for packing of good, of	0	0	7 460	19 467
65813	polyethylene orpolypropylene strip, not				
	Tiongkok	0	0	7 460	19 467
63062200	Tents of synthetic fibres	3	125	0	0
65822					
	Tiongkok	3	125	0	0
63072000	Life-jackets & life-belts	2 576	12 800	261	3 055
65893					
	Singapura	9	200	0	0
	Tiongkok	2 567	12 600	261	3 055
63079030	Umbrella covers in pre-cut triangular form	7	40	0	0
65893					
	Taiwan	7	40	0	0
63079040	Surgical masks	301	31 445	0	0
65893					
	Amerika Serikat	2	30	0	0
	Australia	1	43	0	0
	Hong Kong	3	78	0	0
	Singapura	10	551	0	0
	Taiwan	14	726	0	0
	Tiongkok	271	30 017	0	0
63079090	Oth made up artcils excl umbrella covers/surgical	3	80	1	4
65893	masks/safety harnesses/fans&handscreens/laces				
	Korea Selatan	1	40	0	0
	Singapura	2	40	0	0
	Tiongkok	0	0	1	4
64019990	Oth waterproof footwear w/outer soles plastic by	14	115	0	0
85131	stiching,rileting, nailing screwing, plugging or similar				
	Korea Selatan	11	13	0	0
	Singapura	1	37	0	0
	Tiongkok	2	65	0	0
64021990	Sports footwear excl Ski-boots, cross-country ski	25	408	0	0
85123	footwear & snowboard boots and Wrestling				
	Hong Kong	23	346	0	0
	Jerman	1	36	0	0

**Tabel 3 (lanjutan)**  
**Impor Menurut Komoditas (HS) dan Negara Asal Januari - Desember, 2020-2021**

HS/STIC	Deskripsi Komoditas/ Negara Asal	Januari-Desember 2020		Januari-Desember 2021	
		Berat (kg)	Nilai CIF (US\$)	Berat (kg)	Nilai CIF (US\$)
(1)	(2)	(3)	(4)	(5)	(6)
	Singapura	1	26	0	0
64022000	Footwear with upper straps/thongs assembled to	2	120	0	0
85132	the sole by means of plugs				
	Belanda	1	45	0	0
	Tiongkok	1	75	0	0
64029990	Oth footwear not cover the ankle&not incorp protct	1	33	0	0
85132	mtal toe-cap, rubber/plstc				
	Tiongkok	1	33	0	0
64031910	Sports footwear fitted with spikes,cleats/the like	1	53	0	0
85124	withupper leathers				
	Belanda	1	53	0	0
64031930	Sports footwear for wrestling, weight	1	60	0	0
85124	lifting/gymnasticswith upper leathers				
	Jerman	1	60	0	0
64031990	Sports footwear not fitted with spikes/ bowling/	4	201	0	0
85124	wrestling/weight lifting/the like w/upper leathers				
	Inggris	1	43	0	0
	Tiongkok	1	55	0	0
	Vietnam	2	103	0	0
64032000	Footwear with outer soles of leather,uppers of	1	25	0	0
85141	leather straps accros,instep big toe				
	Hong Kong	1	25	0	0
64034000	Oth footwear incorp protect metal toe cap with	59	871	0	0
85115	upper ofleathers				
	Amerika Serikat	1	100	0	0
	Belanda	1	78	0	0
	Hong Kong	17	128	0	0
	Jepang	2	100	0	0
	Jerman	1	67	0	0
	Korea Selatan	4	112	0	0
	Lithuania	1	77	0	0
	Malaysia	8	16	0	0
	Singapura	11	128	0	0
	Taiwan	6	6	0	0
	Tiongkok	7	59	0	0
64041190	Sports footwear not fitted with spikes/ wrestling/	173	2 422	0	0
85125	weightlifting/the like oth				
	Amerika Serikat	17	871	0	0
	Belanda	4	267	0	0
	Hong Kong	10	226	0	0
	Inggris	1	55	0	0
	Italia	1	30	0	0
	Jepang	104	304	0	0
	Korea Selatan	3	81	0	0
	Malaysia	6	73	0	0

**Tabel 3 (lanjutan)**  
**Impor Menurut Komoditas (HS) dan Negara Asal Januari - Desember, 2020-2021**

HS/STIC	Deskripsi Komoditas/ Negara Asal	Januari-Desember 2020		Januari-Desember 2021	
		Berat (kg)	Nilai CIF (US\$)	Berat (kg)	Nilai CIF (US\$)
(1)	(2)	(3)	(4)	(5)	(6)
	Singapura	7	287	0	0
	Taiwan	6	79	0	0
	Tiongkok	14	149	0	0
64041900	Oth sports footwear for oth purposed w/outer soles	2	23	0	0
85151	ofrubber/plastics				
	Australia	2	23	0	0
64042000	Oth footwear with outer soles of leather/	2	90	0	0
85152	composition leather				
	Australia	1	52	0	0
	Austria	1	38	0	0
64059000	Oth footwear,with upper of ith leather/composition	1	77	0	0
85170	leather/textiles				
	Tiongkok	1	77	0	0
65040000	Hats & oth headgear/plaited by assembling strips of	13	274	0	0
84842	any materials, whether or not lined or trimmed.				
	Amerika Serikat	2	54	0	0
	Australia	2	104	0	0
	Belanda	4	2	0	0
	Belgia	1	48	0	0
	Hong Kong	2	21	0	0
	Latvia	1	26	0	0
	Malaysia	1	19	0	0
65050090	Oth hats&oth headgear,not for hair-nets/religious	2	100	0	0
84843	purposes,knitted/crochet				
	Australia	2	100	0	0
65061010	Helmets for motorcyclists whether/not	13	1 090	0	0
84844	lined/trimmed				
	Australia	1	40	0	0
	Belanda	4	615	0	0
	Jerman	3	253	0	0
	Singapura	5	182	0	0
65061020	Industrial safety & firefighters helmets, excl steel	608	1 343	0	0
84844	helmetwhether/not lined/trimmed				
	Tiongkok	608	1 343	0	0
65061090	Oth safety headgear, not for motocyclist/	1 179	5 906	340	1 617
84844	industrial/firefighters/steel helmets/water polo				
	Amerika Serikat	2	350	0	0
	Belanda	5	617	0	0
	Inggris	1	26	0	0
	Jepang	1	32	0	0
	Singapura	2	70	0	0
	Tiongkok	1 168	4 811	340	1 617
65069990	Oth headger of oth materials, not furskin	3	293	0	0
84849					
	Jerman	3	293	0	0



**Tabel 3 (lanjutan)**  
**Impor Menurut Komoditas (HS) dan Negara Asal Januari - Desember, 2020-2021**

HS/STIC	Deskripsi Komoditas/ Negara Asal	Januari-Desember 2020		Januari-Desember 2021	
		Berat (kg)	Nilai CIF (US\$)	Berat (kg)	Nilai CIF (US\$)
(1)	(2)	(3)	(4)	(5)	(6)
66011000 89941	Garden/similar umbrellas Tiongkok	70	87	0	0
66019100 89941	Umbrellas & sun umbrellas having a telescopic shaft Amerika Serikat Tiongkok	269	1 216	82	326
67021000 89921	Artificial flower,foliage,fruit & parts thereof of plastics Singapura	2	55	0	0
67049000 89995	Wigs, false beards, eyebrows, eyelashes, of oth materials Singapura Taiwan	5	186	0	0
68022990 66135	Oth monumental/building stone of oth than calcareous stone, simply cut/sawn with a flat surface Amerika Serikat Tiongkok	12 971	15 654	0	0
68029190 66136	Oth article monumental/building of travertine & alabaster Tiongkok	32	133	0	0
68029390 66139	Oth article monumental/building oth of granite Tiongkok	0	0	88 289	38 063
68042200 66312	Other millstones,grindstones,grinding wheels&the like otheragglomerated abrasv/cramc for grinding Italia Tiongkok	206	683	6	172
68042300 66312	Other millstones,grindstones,grinding wheels&the like ofnatural stone for grinding wheel&the like Malaysia	16 426	202 113	15 469	197 934
68043000 66313	Hand sharpening/polishing stones Tiongkok	7	51	0	0
68051000 66321	Natural/artificial abrasive powder/grain on a base of woventextile fabric only Malaysia Tiongkok	57 747	744 868	50 006	686 806
68052000 66322	Natural/artificial abrasive powder/grain on a base of paper/paperboard Tiongkok	4	54	0	0

**Tabel 3 (lanjutan)**  
**Impor Menurut Komoditas (HS) dan Negara Asal Januari - Desember, 2020-2021**

HS/STIC	Deskripsi Komoditas/ Negara Asal	Januari-Desember 2020		Januari-Desember 2021	
		Berat (kg)	Nilai CIF (US\$)	Berat (kg)	Nilai CIF (US\$)
(1)	(2)	(3)	(4)	(5)	(6)
68053000 66329	Natural/artificial abrasive powder/grain on a base of oth materials	6 362	46 121	10 620	77 120
	Malaysia	4 771	43 526	7 989	71 088
	Meksiko	28	345	33	705
	Tiongkok	1 563	2 250	2 598	5 327
68061000 66351	Slag wool, rock wool & similar mineral wools in bulk/sheets/rolls	19 752	44 681	1 094 144	1 172 388
	Belanda	2 930	9 369	0	0
	Malaysia	417	1 848	0	0
	Singapura	0	0	13 954	61 263
	Tiongkok	16 405	33 464	1 080 190	1 111 125
68062000 66352	Exfoliated vermiculite, expanded clays, foamed slag & similarexpand minerals	0	0	39 000	13 577
	Tiongkok	0	0	39 000	13 577
68069000 66353	Mixture & article of heat/sound insulating/sound absorbmineral waters	14	20	79 200	44 550
	Tiongkok	14	20	79 200	44 550
68071000 66181	Articles of asphalt/of similar material in rolls	0	0	40 220	36 153
	Tiongkok	0	0	40 220	36 153
68080020 66182	Roofing tiles, panels, boards, blocks & similar articles of coirfibres/straw	70 000	19 570	7 847	5 838
	Tiongkok	70 000	19 570	7 847	5 838
68080030 66182	Panels, boards, blocks and similar articles	6 071	3 236	0	0
	Tiongkok	6 071	3 236	0	0
68099090 66331	Oth articles of plaster/ cmpsitions based on plaster, not dental moulds	57	170	0	0
	Tiongkok	57	170	0	0
68109100 66333	Prefabricated structural components for building or civilengineering	67 513 673	6 322 417	2 906 050	235 391
	Malaysia	67 513 673	6 322 417	2 906 050	235 391
68109900 66334	Oth prefabricated structural components building or civilengineering	0	0	178 834	223 980
	Tiongkok	0	0	178 834	223 980
68114030 66183	Tubes or pipes containing asbestos	64	152	0	0
	Singapura	43	48	0	0
	Taiwan	21	104	0	0
68118290 66183	Oth sheets, panels, tile & similr artcils not cntaining asbstosroof oth than floor/wall tiles contain	309 592	76 895	832 485	184 643
	Thailand	309 592	76 895	832 485	184 643

**Tabel 3 (lanjutan)**  
**Impor Menurut Komoditas (HS) dan Negara Asal Januari - Desember, 2020-2021**

HS/STIC	Deskripsi Komoditas/ Negara Asal	Januari-Desember 2020		Januari-Desember 2021	
		Berat (kg)	Nilai CIF (US\$)	Berat (kg)	Nilai CIF (US\$)
(1)	(2)	(3)	(4)	(5)	(6)
68128090 66381	Oth articles of crocidolite fibres Amerika Serikat	3	26	22	507
68129300 66381	Compressed asbestos fibre jointing of oth crocidolite fibres in sheets or roll Tiongkok	359	2 635	0	0
68138100 66382	Brake lining & pad of friction material & article, containing asbestos Tiongkok	7	135	0	0
68138900 66382	Oth thn brake lining&pad of frictionmaterial&article,notcontaining asbestos Amerika Serikat Tiongkok	70 6 64	1 101 90 1 011	324 89 235	8 027 2 044 5 983
68149000 66335	Oths worked mica & articles of mica Inggris	0	0	16	352
68151099 66336	Oth non electrical articles graphite or carbon Amerika Serikat Inggris Tiongkok	929 0 0 929	9 476 0 0 9 476	35 33 1 1	1 183 1 114 24 45
69021000 66232	Goods of siliceous cont by weight,singly/together Mg, Ca,Cr>50% Tiongkok	0	0	381 745	487 575
69022000 66232	Goods of siliceous cont by weight, singly/together alumina, silika, or mixture >50% India Jepang Tiongkok	275 249 0 163 748 111 501	532 153 0 403 057 129 096	334 494 126 080 198 414 10 000	594 544 99 871 482 123 12 550
69029000 66232	Goods of siliceous cont by weight,of oth metals compound India Taiwan	951 624 0 951 624	717 225 0 717 225	779 736 93 121 686 615	680 205 114 197 566 008
69072110 66244	Lining tiles of a kind use for grinding mills, unglazed, water absorption coeff by weight<= 0.5 % Tiongkok	0	0	54 964	12 455
69072191 66244	Paving,wall tiles,unglaze ,large surface area capablesquare side>7 cm water absorption coeff by India Tiongkok Vietnam	40 224 650 14 060 787 24 975 967 1 187 896	7 761 259 2 752 137 4 751 450 257 672	40 871 552 15 815 808 24 782 744 273 000	8 784 247 3 262 042 5 474 507 47 698
69072193 66245	Paving,wall tiles,glaze ,large surface area capablesquare side>7cm water absorption coeff by India	10 718 961 3 642 663	2 350 527 833 327	14 392 033 6 019 271	3 625 965 1 526 435

**Tabel 3 (lanjutan)**  
**Impor Menurut Komoditas (HS) dan Negara Asal Januari - Desember, 2020-2021**

HS/STIC	Deskripsi Komoditas/ Negara Asal	Januari-Desember 2020		Januari-Desember 2021	
		Berat (kg)	Nilai CIF (US\$)	Berat (kg)	Nilai CIF (US\$)
(1)	(2)	(3)	(4)	(5)	(6)
	Tiongkok	6 496 465	1 373 724	8 340 100	2 092 868
	Vietnam	579 833	143 476	32 662	6 662
69072293 66245	Pving,wall tiles,glaze , largst surfce area capable square side>7cm of waterabsorp 0.5%<coeff	2 584 242	486 151	1 072 402	211 271
	India	2 123 663	391 094	0	0
	Tiongkok	283 624	52 612	1 023 156	201 226
	Vietnam	176 955	42 445	49 246	10 045
69072393 66245	Paving,wall tiles, glaze, large surface area capable square side>7 cm of water absorp coeff weight>10%	2 191 770	424 271	3 392 291	705 625
	India	2 164 164	418 528	3 318 732	688 706
	Tiongkok	27 606	5 743	73 559	16 919
69074022 66245	Finishing ceramics of oth articles,having a largest surfacearea visible after mounting is not exceeding	25 160	12 346	56 654	39 258
	Tiongkok	25 160	12 346	56 654	39 258
69091200 66391	Artcile having a hardnss=>9 Mohs for laboratory, chemical/oth tech	234 041	174 896	232 060	161 532
	Amerika Serikat	1 919	11 810	0	0
	Tiongkok	232 122	163 086	232 060	161 532
69101000 81221	Ceramic sinks,wash basins,wash basin of porcelain/china	229 666	219 873	32 931	37 327
	Tiongkok	229 666	219 873	32 931	37 327
69111000 66611	Tablewre & kitchen ware of porclain/china	10	104	0	0
	Jepang	10	104	0	0
69149000 66399	Oth ceramic articles of oth than porcelain/china	23	1 116	0	0
	Amerika Serikat	14	782	0	0
	Australia	1	35	0	0
	Inggris	2	64	0	0
	Jepang	4	162	0	0
	Singapura	1	37	0	0
	Tiongkok	1	36	0	0
70023990 66412	Oth glass having linear coeff. 0-300c oth thn vacum&boro silict glas tube	0	0	319	2 119
	Tiongkok	0	0	319	2 119
70031990 66451	Cast&rolled glass,non-wired sheet,in squares shape,not optical glass	135 501	33 614	0	0
	Malaysia	135 501	33 614	0	0
70052990 66441	Oth non-wired glass, not colored, optically worked	1 639 655	454 640	1 205 684	338 405
	Malaysia	1 639 655	454 640	1 205 684	338 405
70072140 66472	Laminated safety glass suitable for ships, boats, floatingstruct, chapter 88	259	300	0	0
	Tiongkok	259	300	0	0

**Tabel 3 (lanjutan)**  
**Impor Menurut Komoditas (HS) dan Negara Asal Januari - Desember, 2020-2021**

HS/STIC	Deskripsi Komoditas/ Negara Asal	Januari-Desember 2020		Januari-Desember 2021	
		Berat (kg)	Nilai CIF (US\$)	Berat (kg)	Nilai CIF (US\$)
(1)	(2)	(3)	(4)	(5)	(6)
70091000 66481	Rear-view mirrors for vehicles	103	1 072	346	3 066
	Amerika Serikat	48	688	15	647
	Inggris	33	330	12	218
	Jepang	0	0	11	209
	Jerman	0	0	5	72
	Singapura	21	24	0	0
	Tiongkok	1	30	303	1 920
70099100 66489	Glass mirros, unframed	53 000	17 153	0	0
	Tiongkok	53 000	17 153	0	0
70132200 66522	Stemware drinking glasses, oth thn glass ceramics, of leadcrystal	1	77	0	0
	Tiongkok	1	77	0	0
70169000 66496	Oth articles of moulded glass; leaded lights; multi cellular & smlr forms	420 738	184 645	0	0
	Tiongkok	420 738	184 645	0	0
70181090 66593	Imitation pearls, imitation precious/semi-precious stonesand similar glass smallwares	4	270	0	0
	Inggris	3	220	0	0
	Malaysia	1	50	0	0
70193100 66495	Mats of glass fibres	4	67	224 568	365 849
	Singapura	4	67	0	0
	Tiongkok	0	0	224 568	365 849
70195100 65460	Oth woven fabric,of a width <= 30 cm	320	1 696	0	0
	Tiongkok	320	1 696	0	0
70195900 65460	Oth woven fabric,of a width > 30 cm	11 983	36 591	0	0
	Tiongkok	11 983	36 591	0	0
70199090 66495	Other article of glass fibres	17 764	34 626	160 848	191 863
	Tiongkok	17 764	34 626	160 848	191 863
70200019 66599	Glass moulds for other purposes	17 193	51 763	0	0
	Tiongkok	17 193	51 763	0	0
70200090 66599	Other articles of glass.	7 334	16 553	0	0
	Amerika Serikat	1	21	0	0
	Tiongkok	7 333	16 532	0	0
71023100 66722	Diamonds, unworked/simply sawn, cleaved/bruted, non-industrial	1	88	0	0
	India	1	88	0	0

**Tabel 3 (lanjutan)**  
**Impor Menurut Komoditas (HS) dan Negara Asal Januari - Desember, 2020-2021**

HS/STIC	Deskripsi Komoditas/ Negara Asal	Januari-Desember 2020		Januari-Desember 2021	
		Berat (kg)	Nilai CIF (US\$)	Berat (kg)	Nilai CIF (US\$)
(1)	(2)	(3)	(4)	(5)	(6)
71039190 66739	Sapphires & emeralds, worked	11	77	0	0
	Jerman	10	30	0	0
	Vietnam	1	47	0	0
71059000 27721	Dust & powder/ of other natural/ synthetic precious/ semiprecious stones	1	67	0	0
	Australia	1	67	0	0
71131910 89731	Part of jewellery of precious metal (excl silver), whether or not plated or clad with	3	223	0	0
	Amerika Serikat	2	105	0	0
	Singapura	1	118	0	0
71159010 89749	Other articles of precious metal of gold or silver	1	151	0	0
	Swiss	1	151	0	0
71162000 89733	Articles of precious or semi-precious stones (natural, synthetic or reconstructed)	2	179	0	0
	Australia	1	149	0	0
	Singapura	1	30	0	0
71171110 89721	Part of imitation jewellery of base metal, whether or not plated with precious metal parts of cuff-links	1	100	0	0
	Amerika Serikat	1	100	0	0
71171190 89721	Imitation jewellery of base metal, whether or not plated with precious metal cuff-links and studs	6	90	0	0
	Amerika Serikat	5	60	0	0
	Jerman	1	30	0	0
71171910 89721	Imitation jewellery of base metal, whether or not plated with precious metal, bangles	1	533	0	0
	Jerman	1	533	0	0
71171920 89721	Other imitation jewellery of base metal, whether or not plated with precious metal	94	1 582	0	0
	Amerika Serikat	6	141	0	0
	Australia	1	80	0	0
	Francis	2	138	0	0
	Hong Kong	4	9	0	0
	Inggris	8	262	0	0
	Jepang	1	38	0	0
	Jerman	2	90	0	0
	Korea Selatan	55	99	0	0
	Laos	1	40	0	0
	Malaysia	1	25	0	0
	Selandia Baru	2	60	0	0
	Singapura	6	419	0	0
	Taiwan	1	3	0	0
	Thailand	1	27	0	0
	Tiongkok	2	93	0	0
	Ukraina	1	58	0	0

**Tabel 3 (lanjutan)**  
**Impor Menurut Komoditas (HS) dan Negara Asal Januari - Desember, 2020-2021**

HS/STIC	Deskripsi Komoditas/ Negara Asal	Januari-Desember 2020		Januari-Desember 2021	
		Berat (kg)	Nilai CIF (US\$)	Berat (kg)	Nilai CIF (US\$)
(1)	(2)	(3)	(4)	(5)	(6)
71181010 96100	Coin (other than gold coin), not being legal tender, silvercoin Jerman	1	114	0	0
71181090 96100	Other than gold & silver coin not being legal tender Australia	1	114	0	0
	Belanda	2	127	0	0
72071210 67262	Semi-finish product iron/non-alloy steel slabs <0.25% carbon, cross-sect, measuring<twice the thickness Tiongkok	1	81	0	0
		1	46	0	0
72103099 67411	Iron/non-alloy steel,width>=600 mm,electrolytically coated with zinc, thickness >=1.2mm &weight>=0.6 Tiongkok	22	47	0	0
		22	47	0	0
72106111 67443	Iron/non-alloy steel,width>=600 mm,coated aluminium zinc alloys&weight <0.6 % Tiongkok	0	0	680 475	662 199
		0	0	680 475	662 199
72107011 67431	Painted, varnished/coated with plastics, containing weight<0.6 % carbon & thickness <=1.5 mm Tiongkok	599 064	452 947	1 358 210	1 286 475
		599 064	452 947	1 358 210	1 286 475
72125024 67451	Flat-rolled iron/non-alloy steel,coated aluminium- zincalloys,hoop and strip, width>25 mm Tiongkok	5 704 246	4 241 708	1 324 772	1 407 064
		5 704 246	4 241 708	1 324 772	1 407 064
72172099 67815	Wire iron/non-alloy steel,steel core wire kind use forsteel unreinforced aluminium conductor Thailand	631 273	413 663	989 335	870 597
	Tiongkok	26 254	19 428	237 020	212 463
	Vietnam	605 019	394 235	752 315	658 134
72192100 67534	Flat-rolled product stainless steel, width>=600mm, unfurtherwork than hot-rolled not in coils, Tiongkok	2 090 790	1 933 497	2 863 863	3 143 682
		5 775	4 799	0	0
	Tiongkok	1 962 496	1 812 568	2 863 863	3 143 682
	Vietnam	122 519	116 130	0	0
72192200 67534	Flat-rolled product stainless steel, width>=600mm, unfurtherwork than hot-rolled not in coils, Tiongkok	1 759	6 733	48 608	161 986
		1 759	6 733	48 608	161 986
72192300 67535	Flat-rolled product stainless steel, width>=600mm, unfurtherwork than hot-rolled not in coils, Tiongkok	0	0	103 763	383 629
		0	0	103 763	383 629
72192400 67536	Flat-rolled product stainless steel, width >=600mm, unfurtherwork than hot-rolled not in coils, Austria	0	0	100 857	301 765
	Tiongkok	0	0	100 857	301 765
		9 036	1 047 385	954	2 277
	Austria	8 944	1 047 158	0	0
	Tiongkok	92	227	954	2 277

**Tabel 3 (lanjutan)**  
**Impor Menurut Komoditas (HS) dan Negara Asal Januari - Desember, 2020-2021**

HS/STIC	Deskripsi Komoditas/ Negara Asal	Januari-Desember 2020		Januari-Desember 2021	
		Berat (kg)	Nilai CIF (US\$)	Berat (kg)	Nilai CIF (US\$)
(1)	(2)	(3)	(4)	(5)	(6)
72201290 67538	Flat roll product stainless,width<600 mm, unfurther workthan hot roll, thickness<4.75 mm, hoop&strip, Tiongkok	272	3 606	0	0
72223090 67645	Oth tha bar&rod,unfurther work than hot/cold, circular crosssection Tiongkok	0	0	5 950	11 583
72224090 67687	Bar&rod, stainless steel, angle, shape & sect unfurther workcold roll, circular cross section Tiongkok	75	286	0	0
72259990 67573	Oth than flat-roll product steel, width>=600mm, unfurtherwork cold roll, high speed steel Tiongkok	954 583	759 182	9 528 705	10 215 565
73021000 67701	Rails for railway/tramway track construction material ofiron/steel Tiongkok	16 749	30 400	746 944	560 417
73023000 67709	Switch blade, cross frog, point rod&oth cross piece for railway/tramway track construction material of Tiongkok	0	0	707 528	923 829
73030011 67911	Hubless tubes and pipes, of cast iron Tiongkok	76 035	30 000	0	0
73041100 67912	Line pipe used for oil/gas pipelines of stainless steel Tiongkok	1 203	2 623	0	0
73041900 67912	Line pipe used for oil/gas pipelines oth of stainless steel Tiongkok	0	0	31 333	34 814
73043940 67914	Circular cross-section, iron/non-alloy steel, diameter<140mm&carbon <0.45%,not cold-Uni Emirat Arab	1 062	2 195	0	0
73043990 67914	Circular cross-section,iron/non-alloy steel, diameter>=140mm&carbon >=0.45%, not cold-Tiongkok	0	0	3 426	10 767
73044100 67915	Cold-drawn or cold-rolled (cold-reduced), other of circularcross-section, of stainless steel Tiongkok	0	0	4 614	85 880
73044900 67915	Other cold-drawn or cold-rolled (cold-reduced), other of circular cross-section, of stainless steel Tiongkok	0	0	73 109	104 907
73045990 67916	Other high-pressure pipe capable of w/ standing a pressure of< 42,000 psi, not cold-drawn/cold-rolled Tiongkok	3 682	10 472	0	0



**Tabel 3 (lanjutan)**  
**Impor Menurut Komoditas (HS) dan Negara Asal Januari - Desember, 2020-2021**

HS/STIC	Deskripsi Komoditas/ Negara Asal	Januari-Desember 2020		Januari-Desember 2021	
		Berat (kg)	Nilai CIF (US\$)	Berat (kg)	Nilai CIF (US\$)
(1)	(2)	(3)	(4)	(5)	(6)
73049090 67917	Oth tubes/pipes/hollow profiles,seamless steel, diameter >= 140 mm & carbon weight >= 0.45% Tiongkok	28 724	89 271	5 775	5 954
73053190 67933	Oth Stainless steel pipes & tubes high-pressure pipe capable of withstanding a pressure of not less than Uni Emirat Arab	2 008	4 148	0	0
73064020 67943	Stainless steel pipes and tubes, with an external diameter exceeding 105 mm Tiongkok	0	0	564	2 953
73064090 67943	Oth Boiler tubes,stainless steel pipe&tube,w/extrnl diamtr>105mm,contain weight 30% nickel,w/extrnl Tiongkok	21 814	39 673	3 578	10 677
73066190 67944	Hollow profiles of iron/steel,welded with an externaldiagonal >=12.5 mm Tiongkok	9 970	12 333	0	0
73072110 67953	Flanges, having an internal diameter of less than 15 cm Tiongkok	334	8 325	0	0
73072190 67953	Other flanges, having an internal diameter of < 15 cm Spanyol Tiongkok	4 655	40 805	4 998	25 220
73072290 67954	Other threaded elbows, bends and sleeves, having an internal diameter of less than 15 cm Italia Tiongkok	1 970	23 509	7 883	39 778
73072310 67955	Butt welding fittings, having an internal diameter of less than 15 cm Tiongkok	491	3 482	0	0
73072390 67955	Other butt welding fittings,having an internal diameter of less than 15 cm Italia Tiongkok	2 729	30 379	3 028	16 004
73072910 67956	Oth Flanges Having an internal diameter of less than 15 cm Tiongkok	40	901	17	5 877
73072990 67956	Oth stainless steel oth than flanges, buttwelding, threaded elbow, bend & sleeve of iron/steel>=15cm Tiongkok	0	0	105	15 184
73079110 67959	Oth tube or pipe fittings flanges,internal diameter<15cm Tiongkok	344	958	4 745	5 231

**Tabel 3 (lanjutan)**  
**Impor Menurut Komoditas (HS) dan Negara Asal Januari - Desember, 2020-2021**

HS/STIC	Deskripsi Komoditas/ Negara Asal	Januari-Desember 2020		Januari-Desember 2021	
		Berat (kg)	Nilai CIF (US\$)	Berat (kg)	Nilai CIF (US\$)
(1)	(2)	(3)	(4)	(5)	(6)
73079190 67959	Oth tube or pipe fittings flanges,internal diameter>=15cm Tiongkok	318	1 024	169	186
73079310 67959	Oth tube/pipe fittings,butt weldingfittings,internal diameter<15cm Tiongkok	416	763	1 790	9 034
73079390 67959	Oth tube/pipe fittings,butt weldingfittings,internal diameter>=15cm Tiongkok	512	811	73	411
73079910 67959	Oth tube/pipe fittings,not butt welding fittings/flanges/elbows, bends & sleeve, internal Tiongkok	235	1 071	0	0
73079990 67959	Oth tube/pipe fittings,not butt welding fittings/flanges/elbows, bends, sleeve internal diameter Tiongkok	1	30	2 100	8 073
73083090 69113	Oth Doors, of a thickness of 6 mm or more, of iron or steel Tiongkok	0	0	2 628	5 594
73089020 69119	Other prefabricated modular type joinedby shear connectors Tiongkok	7 890	35 259	0	0
73089050 69119	Rail for ships of iron or steel Tiongkok	0	0	355 764	605 147
73089060 69119	Perforated cable trays of iron or steel Tiongkok	12 955	19 196	0	0
73089099 69119	Other guardrails of iron or steel Tiongkok	19 912 604	29 518 886	10 372 264	17 621 426
73090011 69211	Lined or heat-insulated Amerika Serikat	111 075	634 628	39 461	385 694
73090091 69211	Other lined or heat-insulated Australia Spanyol Tiongkok	371 800	236 669	299 412	158 201
73110026 69243	Oth containers for compressed/liquefied gas seamless steel cylinders, capacity<30L Singapura Tiongkok	4	102	2 240	5 909
		0	0	2 240	5 909
		4	102	0	0

**Tabel 3 (lanjutan)**  
**Impor Menurut Komoditas (HS) dan Negara Asal Januari - Desember, 2020-2021**

HS/STIC	Deskripsi Komoditas/ Negara Asal	Januari-Desember 2020		Januari-Desember 2021	
		Berat (kg)	Nilai CIF (US\$)	Berat (kg)	Nilai CIF (US\$)
(1)	(2)	(3)	(4)	(5)	(6)
73110029 69243	Oth containers for compressed/liquefied gas seamless steel cylinders, capacity>30L Tiongkok	1 445	4 982	0	0
73110099 69243	Other Containers for compressed or liquefied gas, of iron or steel with capacity > 110L Italia Meksiko Tiongkok	24 609	69 005	23 970	19 842
73121010 69311	Standed wire, ropes & cables for locked coil, flattened strands & non rotating wire rope Tiongkok	0	0	15 800	24 462
73121099 69311	Other stranded wire, rope and cables not prestressed concrete strand wire Tiongkok	0	0	593	4 801
73144100 69350	Other cloth, grill, netting and fencing, plated or coated with zinc Tiongkok	350 797	842 263	535 791	986 478
73151191 74831	Other roller chain,transmision type of a pitch length >= 6mm & < 32mm Tiongkok	820	17 890	0	0
73151199 74831	Other roller chain, transmision type of a pitch length > 32 mm Tiongkok	0	0	400	8 034
73151290 74832	Other chain, not bicycle or motorcycle chain Finlandia Tiongkok	312 967	1 247 500	196 074	1 197 581
73181510 69421	Other screws and bolts, whether or not with their nuts , or washers having a shank of an external Malaysia Tiongkok	0	0	1 112	3 798
73181590 69421	Other screws and bolts, whether or not with their nuts or washers, having a shank of an external Amerika Serikat Malaysia Polandia Swedia Tiongkok	14 245	48 554	2 284	27 097
73181610 69421	Nuts for bolts having a shank of an external diameter not exceeding 16 mm Tiongkok	0	0	386	2 000

**Tabel 3 (lanjutan)**  
**Impor Menurut Komoditas (HS) dan Negara Asal Januari - Desember, 2020-2021**

HS/STIC	Deskripsi Komoditas/ Negara Asal	Januari-Desember 2020		Januari-Desember 2021	
		Berat (kg)	Nilai CIF (US\$)	Berat (kg)	Nilai CIF (US\$)
(1)	(2)	(3)	(4)	(5)	(6)
73181690	Other nuts for bolts having a shank of an external diameter not exceeding 16 mm	14	80	183	5 075
69421	Amerika Serikat	0	0	86	4 575
	Polandia	14	80	0	0
	Tiongkok	0	0	97	500
73182200	Non-threaded articles, other washers	0	0	135	334
69422	Malaysia	0	0	135	334
73194010	Safety pins	192	2 562	248	4 839
69932	Amerika Serikat	7	81	143	2 187
	India	24	250	14	173
	Italia	0	0	6	101
	Jepang	16	163	1	29
	Tiongkok	145	2 068	84	2 349
73194020	Other pins	4 753	49 672	4 732	105 858
69932	Amerika Serikat	666	6 870	468	8 071
	Francis	0	0	16	286
	India	140	1 409	131	2 096
	Inggris	37	610	18	320
	Italia	727	5 484	717	18 486
	Jepang	0	0	83	2 246
	Jerman	54	1 054	4	44
	Korea Selatan	1	18	0	0
	Meksiko	29	289	36	1 037
	Tiongkok	3 099	33 938	3 259	73 272
73199090	Other sewing, darning or embroidery needles	0	0	3	15
69931	Jerman	0	0	2	11
	Tiongkok	0	0	1	4
73221900	Radiators and parts there of, not of cast iron	6 913	117 113	502	13 187
81211	Amerika Serikat	5 971	104 794	139	2 039
	Brazil	0	0	83	2 914
	Hungaria	198	1 611	139	5 122
	Inggris	72	952	0	0
	Jepang	224	4 324	0	0
	Meksiko	68	1 309	0	0
	Spanyol	193	1 722	0	0
	Tiongkok	187	2 401	141	3 112
73229000	Other radiators and parts there of	15	237	0	0
81215	Amerika Serikat	15	237	0	0

**Tabel 3 (lanjutan)**  
**Impor Menurut Komoditas (HS) dan Negara Asal Januari - Desember, 2020-2021**

HS/STIC	Deskripsi Komoditas/ Negara Asal	Januari-Desember 2020		Januari-Desember 2021	
		Berat (kg)	Nilai CIF (US\$)	Berat (kg)	Nilai CIF (US\$)
(1)	(2)	(3)	(4)	(5)	(6)
73239110 69741	Kitchenware of cast iron, not enamelled	116	197	0	0
	Korea Selatan	7	60	0	0
	Tiongkok	109	137	0	0
73239310 69741	Kitchenware of stainless steel	5	90	0	0
	Korea Selatan	5	90	0	0
73241010 69751	Sinks and wash basins, of stainless steel, kitchen sinks	0	0	5 982	20 548
	Tiongkok	0	0	5 982	20 548
73241090 69751	Other sinks and wash basins, of stainless steel	1	37	0	0
	Singapura	1	37	0	0
73242190 69751	Oth bathtubs having rectangular or oblong interior shape, of cast iron, whether or not enamelled	0	0	251	3 751
	Tiongkok	0	0	251	3 751
73242990 69751	Oth bathtubs not having rectangular/oblong interior shape, not of cast iron, whether or not enamelled	0	0	149	1 056
	Tiongkok	0	0	149	1 056
73249091 69751	Parts of kitchen sinks or bathtubs	0	0	382	1 311
	Tiongkok	0	0	382	1 311
73249099 69751	Other parts of kitchen sinks or bathtubs/flushing water closets or urinals (fixed type)	1 619	8 950	0	0
	Tiongkok	1 619	8 950	0	0
73251090 69962	Oth cast articl iron/steel,no malleable cast iron, unmanholecover, gratings & frame therefor/	0	0	4 804	49 977
	Tiongkok	0	0	4 804	49 977
73259920 69963	Manhole covers, gratings and frames there for not of non-malleable cast iron	0	0	25 099	29 028
	Tiongkok	0	0	25 099	29 028
73259990 69963	Other manhole covers, gratings and frames there for not of non-malleable cast iron	1 224	2 299	151 403	348 560
	Amerika Serikat	30	249	0	0
	Tiongkok	1 194	2 050	151 403	348 560
73262050 69967	Poultry cages and the like of iron or steel wire	12 335	25 688	9 448	16 329
	Malaysia	3	96	0	0
	Tiongkok	12 332	25 592	9 448	16 329
73262090 69967	Articles of iron or steel wire not poultry cages & the likeor rat traps	8 617	12 738	47 839	74 819
	Tiongkok	8 617	12 738	47 839	74 819

**Tabel 3 (lanjutan)**  
**Impor Menurut Komoditas (HS) dan Negara Asal Januari - Desember, 2020-2021**

HS/STIC	Deskripsi Komoditas/ Negara Asal	Januari-Desember 2020		Januari-Desember 2021	
		Berat (kg)	Nilai CIF (US\$)	Berat (kg)	Nilai CIF (US\$)
(1)	(2)	(3)	(4)	(5)	(6)
73269030	Stainless steel clamp assemblies with rubber sleeves	11 051	29 686	4 980	36 709
69969	used for hubless cast iron pipes and pipe fittings				
	Amerika Serikat	246	2 848	260	5 460
	Inggris	16	287	32	751
	Italia	0	0	1	23
	Jepang	0	0	1	3
	Jerman	0	0	24	323
	Meksiko	407	5 020	939	22 219
	Swedia	0	0	2	56
	Thailand	1	2	0	0
	Tiongkok	10 381	21 529	3 721	7 874
73269091	Cigarette cases and boxes	113	611	0	0
69969	Tiongkok	113	611	0	0
73269099	Cigarette cases and boxes, not of iron or steel	0	0	21 833	21 311
69969	Thailand	0	0	21 150	14 250
	Tiongkok	0	0	464	5 427
	Vietnam	0	0	219	1 634
74072900	Other copper bars, rods and profiles of copper-zinc	28	157	6	8
68232	base alloys (brass) of cooper alloys				
	Taiwan	0	0	6	8
	Tiongkok	28	157	0	0
74082100	Copper wire, of cooper alloys,of copper-zinc base	177	221	0	0
68242	alloys (brass)				
	Tiongkok	177	221	0	0
74091100	Copper plates, sheets&strip, of a thickness > 0.15	996	9 885	0	0
68251	mm of refined cooper in coils				
	Tiongkok	996	9 885	0	0
74122020	Hose fittings,copper tube or pipe fittings of copper	2	44	0	0
68272	alloys				
	Singapura	2	44	0	0
74122099	Other of of cooper alloys,copper tube or pipe fittings	17	182	47	561
68272	not of copper-zinc base alloys (brass)				
	Amerika Serikat	13	114	17	398
	Inggris	0	0	2	65
	Taiwan	0	0	25	32
	Tiongkok	4	68	3	66
74130090	Stranded wire, cables, plaited bands & the like, of	393	5 203	3	67
69312	copper, not electrically insulated, of a diameter >				
	Amerika Serikat	2	18	1	27
	Tiongkok	391	5 185	2	40

**Tabel 3 (lanjutan)**  
**Impor Menurut Komoditas (HS) dan Negara Asal Januari - Desember, 2020-2021**

HS/STIC	Deskripsi Komoditas/ Negara Asal	Januari-Desember 2020		Januari-Desember 2021	
		Berat (kg)	Nilai CIF (US\$)	Berat (kg)	Nilai CIF (US\$)
(1)	(2)	(3)	(4)	(5)	(6)
74151010 69431	Nails and tacks, similar articles of cooper	3 747	1 997	0	0
	Tiongkok	3 747	1 997	0	0
74151020 69431	Staples and similar articles of cooper	313	450	604	1 521
	Tiongkok	313	450	604	1 521
74151090 69431	Drawing pins and similar articles of cooper	1	1	0	0
	Taiwan	1	1	0	0
74152100 69432	Washers (including spring washers),other articles,not	87	1 198	96	2 344
	Amerika Serikat	53	940	68	1 712
	Brazil	17	122	18	317
	Inggris	10	99	3	74
	Italia	0	0	1	6
	Jepang	2	29	4	147
	Jerman	0	0	1	87
	Taiwan	5	8	1	1
74152900 69432	Other articles of cooper, threaded	0	0	8	120
	Amerika Serikat	0	0	8	120
74153310 69433	Screws, other threaded articles	12 525	7 204	1 484	3 252
	Jepang	4	27	0	0
	Singapura	5	5	0	0
	Taiwan	0	0	1 248	2 943
	Tiongkok	12 516	7 172	236	309
74153320 69433	Bolts and nuts, other threaded articles	5 389	7 809	84	2 026
	India	176	268	0	0
	Jerman	145	4 448	18	1 855
	Singapura	64	76	0	0
	Taiwan	132	420	66	171
	Tiongkok	4 872	2 597	0	0
74153900 69433	Other threaded articles, not screws, bolts and nuts	123	191	5 704	12 080
	Jerman	0	0	4	419
	Tiongkok	123	191	5 700	11 661
74181090 69742	Other household articles and parts thereof of coppers	376	498	0	0
	Tiongkok	376	498	0	0
74182000 69752	Sanitary ware and parts thereof	504	2 779	231	2 407
	Tiongkok	504	2 779	231	2 407

**Tabel 3 (lanjutan)**  
**Impor Menurut Komoditas (HS) dan Negara Asal Januari - Desember, 2020-2021**

HS/STIC	Deskripsi Komoditas/ Negara Asal	Januari-Desember 2020		Januari-Desember 2021	
		Berat (kg)	Nilai CIF (US\$)	Berat (kg)	Nilai CIF (US\$)
(1)	(2)	(3)	(4)	(5)	(6)
74191000 69971	Chain and parts thereof, other articles of cooper	274	385	100	137
	Singapura	274	385	0	0
	Taiwan	0	0	100	137
74199110 69973	Reservoirs, tanks, vats and similar containers not fitted with mechanical or thermal equipment	273	357	0	0
	Tiongkok	273	357	0	0
74199931 69973	Colth (including endless bands) grill & netting of copper wire for machinery	33	516	75	1 973
	Amerika Serikat	12	108	44	1 110
	Inggris	1	28	5	189
	Jepang	17	313	25	651
	Jerman	3	67	0	0
	Tiongkok	0	0	1	23
74199940 69973	Pegas, colth (including endless bands) grill and netting of copper wire	383	646	0	0
	India	142	148	0	0
	Singapura	8	11	0	0
	Taiwan	206	384	0	0
	Tiongkok	27	103	0	0
74199970 69973	Articles specially designed for use during religious rites	1	182	0	0
	Jerman	1	182	0	0
74199999 69973	Other articles of non copper	216	2 561	0	0
	Tiongkok	216	2 561	0	0
75051100 68321	Bars, rods, profiles and wire Of nickel, not alloyed	12 000	15 256	0	0
	Tiongkok	12 000	15 256	0	0
75081000 69975	Cloth, grill and netting, of nickel wire	0	0	27 700	56 668
	Tiongkok	0	0	27 700	56 668
75089030 69975	Bolts and nuts, other articles of not nickel	186	216	4	136
	Amerika Serikat	0	0	2	45
	Tiongkok	186	216	2	91
76061190 68423	Oth aluminium plates, sheets & strip of plain/figured by rolling of thickness > 0.2 mm	22 096	48 399	483	2 990
	Tiongkok	22 096	48 399	483	2 990
76061234 68423	Other, litho grade sheet alloy HA 1052 hardness temper H19 and alloy HA 1050 hardness temper H18	174 533	131 760	0	0
	Tiongkok	174 533	131 760	0	0



**Tabel 3 (lanjutan)**  
**Impor Menurut Komoditas (HS) dan Negara Asal Januari - Desember, 2020-2021**

HS/STIC	Deskripsi Komoditas/ Negara Asal	Januari-Desember 2020		Januari-Desember 2021	
		Berat (kg)	Nilai CIF (US\$)	Berat (kg)	Nilai CIF (US\$)
(1)	(2)	(3)	(4)	(5)	(6)
76061239 68423	Oth plain/figured by rolling/pressing but not surface treated of non aluminium alloys Tiongkok	2 334	5 681	0	0
76061290 68423	Oth non aluminium alloys plain/figured by rolling/pressing but not surface treated Tiongkok	11 282	34 204	0	0
76069100 68423	Oth aluminium not alloyed,plain/figured byrolling/pressing not surface treated Tiongkok	644 463	1 418 125	547 631	1 606 562
76071900 68424	Other aluminium foil alloy not rolled but not worked Amerika Serikat	1	25	0	0
76090000 68427	Aluminium tube or pipe fittings (for example, couplings, elbows, sleeves) Amerika Serikat Taiwan Tiongkok	48	700	1 892	5 190
76101010 69121	Aluminium structure for doors & their frames and thresholdsfor doors Tiongkok	189 329	409 167	117 252	252 683
76101090 69121	Aluminium structure for windows & their frames & thresholdsfor doors Tiongkok	117 708	269 618	6 294	41 619
76109099 69129	Oth aluminium structure not for bridges & bridge-sections; towers or lattice masts Tiongkok	71 822	295 657	511 832	1 343 773
76110000 69212	Aluminium reservoirs, tanks, vats andsimilar containers for any material Tiongkok	109	126	0	0
76141019 69313	Cables of aluminium,not electrically insulated,with steel core, a diameter> 28.28 mm Tiongkok	467	6 185	0	0
76141090 69313	Stranded wire, plaited bands and the like, of aluminium, not electrically insulated, With steel core Tiongkok	0	0	7 691	50 352
76152090 69753	Other sanitary ware and parts thereof of aluminium Tiongkok	253	1 396	5 798	38 141
76161020 69440	Staples and hooks, bolts and nuts of aluminium Jerman	6	178	0	0

**Tabel 3 (lanjutan)**  
**Impor Menurut Komoditas (HS) dan Negara Asal Januari - Desember, 2020-2021**

HS/STIC	Deskripsi Komoditas/ Negara Asal	Januari-Desember 2020		Januari-Desember 2021	
		Berat (kg)	Nilai CIF (US\$)	Berat (kg)	Nilai CIF (US\$)
(1)	(2)	(3)	(4)	(5)	(6)
76161090 69440	tacks, screws,screw hooks, rivets, cotters, cotter-pins, washers and similar articles :of aluminium	2	29	204	1 351
	Amerika Serikat	2	29	0	0
	Tiongkok	0	0	204	1 351
76169100 69979	Cloth, grill, netting and fencing, of aluminium wire	1 037	2 260	0	0
	Tiongkok	1 037	2 260	0	0
76169990 69979	Other articles of aluminium	181	1 137	281	1 402
	Amerika Serikat	1	4	0	0
	Tiongkok	180	1 133	281	1 402
78060090 69976	Other articles of lead	47	337	0	0
	Tiongkok	47	337	0	0
79070040 69977	Tubes, pipes and tube or pipe fittings (example couplings, elbows, sleeves) of zinc	2	35	0	0
	Amerika Serikat	2	35	0	0
81089000 69985	Other titanium and articles thereof	605 861	4 411 097	239 066	1 571 989
	Tiongkok	605 861	4 411 097	239 066	1 571 989
82023900 69553	Other circular saw blades including parts	9 879	19 205	9 838	30 562
	Tiongkok	9 879	19 205	9 838	30 562
82029990 69559	Saw blades parts	19	476	0	0
	Jepang	19	476	0	0
82031000 69522	Files, rasps and similar tools	2	11	0	0
	Tiongkok	2	11	0	0
82032000 69523	Pliers (including cutting pliers),pincers, tweezers andsimilar tools	5	30	330	1 324
	Amerika Serikat	0	0	27	342
	Thailand	5	30	3	18
	Tiongkok	0	0	300	964
82033000 69523	Metal cutting shears and similar tools	0	0	49	249
	Tiongkok	0	0	49	249
82034000 69523	Pipe-cutters, bolt croppers, perforatingpunches, & similar tools	33	250	0	0
	Singapura	1	24	0	0
	Tiongkok	32	226	0	0

**Tabel 3 (lanjutan)**  
**Impor Menurut Komoditas (HS) dan Negara Asal Januari - Desember, 2020-2021**

HS/STIC	Deskripsi Komoditas/ Negara Asal	Januari-Desember 2020		Januari-Desember 2021	
		Berat (kg)	Nilai CIF (US\$)	Berat (kg)	Nilai CIF (US\$)
(1)	(2)	(3)	(4)	(5)	(6)
82041100 69530	Hand operated spanners and wrenches non adjustable	2 746	3 830	6 578	8 808
	Amerika Serikat	1	16	0	0
	Tiongkok	2 745	3 814	6 578	8 808
82041200 69530	Hand operated spanners and wrenchesa djustable	154	1 132	26	44
	Amerika Serikat	17	330	0	0
	Tiongkok	137	802	26	44
82042000 69530	Interchangeable spanner sockets, with or without handles	49	234	109	340
	Amerika Serikat	0	0	6	69
	Italia	1	1	0	0
	Thailand	33	215	21	131
	Tiongkok	15	18	82	140
82051000 69541	Drilling, threading or tapping tools, hand operated	12	177	154	785
	Singapura	5	112	0	0
	Tiongkok	7	65	154	785
82052000 69542	Hammers and sledge hammers	0	0	56	135
	Amerika Serikat	0	0	3	45
	Tiongkok	0	0	53	90
82053000 69543	Planes, chisels, gouges & similarcutting tools for working wood	4	24	0	0
	Tiongkok	4	24	0	0
82054000 69544	Screwdrivers	12	16	0	0
	Tiongkok	12	16	0	0
82055100 69545	Other hand tools for household tools (exluding glaziers' diamonds), other than parts of machine	7	62	2 466	1 641
	Inggris	2	27	0	0
	Singapura	5	35	0	0
	Tiongkok	0	0	2 466	1 641
82055900 69546	Glaziers' diamonds	691	12 292	1 343	4 693
	Amerika Serikat	62	1 403	34	1 383
	Belanda	2	70	0	0
	Hong Kong	1	28	0	0
	Jerman	520	10 007	1	4
	Meksiko	18	350	1	8
	Pakistan	1	32	0	0
	Tiongkok	87	402	1 307	3 298

**Tabel 3 (lanjutan)**  
**Impor Menurut Komoditas (HS) dan Negara Asal Januari - Desember, 2020-2021**

HS/STIC	Deskripsi Komoditas/ Negara Asal	Januari-Desember 2020		Januari-Desember 2021	
		Berat (kg)	Nilai CIF (US\$)	Berat (kg)	Nilai CIF (US\$)
(1)	(2)	(3)	(4)	(5)	(6)
82057000 69547	Vices, clamps and the like	311	5 468	0	0
	Jerman	170	5 158	0	0
	Tiongkok	141	310	0	0
82059000 69549	Other hand tools,including sets of articles of twoor more of this heading	2	32	0	0
	Laos	1	28	0	0
	Tiongkok	1	4	0	0
82060000 69570	Tools of two/ more of the headings82.02 to 82.05 put up in sets for retail sale	594	2 341	0	0
	Tiongkok	594	2 341	0	0
82071900 69563	Rock drilling/ earth boring tools, without working part of cermets, Interchangeable tools for hand tools	1	60	0	0
	Amerika Serikat	1	60	0	0
82072000 69564	Dies for drawing or extruding metal, Interchangeable tools for hand tools	253	1 751	0	0
	Taiwan	1	118	0	0
	Tiongkok	252	1 633	0	0
82073000 69564	Tools for pressing, stamping or punching, Interchangeable tools for hand tools	152	1 378	117	200
	Amerika Serikat	9	483	0	0
	Tiongkok	143	895	117	200
82074000 69564	Tools for tapping or threading, Interchangeable tools for hand tools	4	189	3	132
	Amerika Serikat	0	0	3	132
	Singapura	4	189	0	0
82079000 69564	Screw driving, interchangeable tools	67	292	31	64
	Amerika Serikat	5	92	0	0
	Singapura	1	50	0	0
	Tiongkok	61	150	31	64
82081000 69561	Knives and cutting blades for metal working for machineor mechanical appliance	4	56	1 026	2 498
	Tiongkok	4	56	817	938
	Vietnam	0	0	209	1 560
82084000 69561	Knives & cutting blades for agricultural, horticultural or forestry machines	2 228	17 344	3 443	27 259
	Thailand	2 124	16 530	3 372	26 715
	Tiongkok	104	814	71	544
82089000 69561	Other knives and cutting blades for mechanical appliances or machine	2	200	13 766	152 497
	Amerika Serikat	2	200	0	0
	Malaysia	0	0	13 575	151 529
	Tiongkok	0	0	191	968

**Tabel 3 (lanjutan)**  
**Impor Menurut Komoditas (HS) dan Negara Asal Januari - Desember, 2020-2021**

HS/STIC	Deskripsi Komoditas/ Negara Asal	Januari-Desember 2020		Januari-Desember 2021	
		Berat (kg)	Nilai CIF (US\$)	Berat (kg)	Nilai CIF (US\$)
(1)	(2)	(3)	(4)	(5)	(6)
82119100 69680	Table knives having fixed blades, serrated or not, other than knives of heading 82.08	7	4	0	0
	Taiwan	7	4	0	0
82119291 69680	Flick knives/ spring knives; hunting knives, diving knives and scouts' knives; penknives, with blades >=	1	925	0	0
	Kanada	1	925	0	0
82119490 69680	Blades For knives of a kind use for household	0	0	173	224
	Taiwan	0	0	173	224
82130000 69640	Scissors, tailors' shears and similar shears, and blades there for	33	122	6	43
	Tiongkok	33	122	6	43
82141000 69651	Paper knives, letter openers, erasing knives, pencil sharpeners and blades therefor	0	0	10	52
	Tiongkok	0	0	10	52
83012000 69911	Locks of a kind used for motor vehicles	2 457	3 259	0	0
	India	466	484	0	0
	Singapura	69	84	0	0
	Tiongkok	1 922	2 691	0	0
83013000 69911	Locks of a kind used for furniture of base metal	290	788	2 731	20 522
	Tiongkok	290	788	2 731	20 522
83014020 69911	Door locks of base metal	0	0	31	549
	Amerika Serikat	0	0	20	285
	Jepang	0	0	11	264
83014090 69911	Other padlocks and locks of base metal	5 929	29 685	100	31 395
	Inggris	1	53	100	31 395
	Singapura	105	409	0	0
	Tiongkok	5 823	29 223	0	0
83017000 69911	Keys presented separately of padlocks and lock of base metal	9	87	302	3 412
	Amerika Serikat	9	87	95	2 237
	Malaysia	0	0	207	1 175
83021000 69913	Hinges of base metal	1 059	9 953	234	1 819
	Amerika Serikat	944	9 580	234	1 819
	Tiongkok	115	373	0	0
83022090 69914	Castors with mounting of base metal, a diameter <100 mm (including tyres)	1	30	103	175
	Tiongkok	1	30	103	175

**Tabel 3 (lanjutan)**  
**Impor Menurut Komoditas (HS) dan Negara Asal Januari - Desember, 2020-2021**

HS/STIC	Deskripsi Komoditas/ Negara Asal	Januari-Desember 2020		Januari-Desember 2021	
		Berat (kg)	Nilai CIF (US\$)	Berat (kg)	Nilai CIF (US\$)
(1)	(2)	(3)	(4)	(5)	(6)
83023090	mountings,fittings and similar articles suitable for	227	1 330	90	1 325
69915	motor vehicles of base metal				
	Amerika Serikat	0	0	8	219
	Jepang	0	0	7	160
	Meksiko	46	513	75	946
	Singapura	2	31	0	0
	Tiongkok	179	786	0	0
83024290	Other mounting, fittings, and similar article of base	4 314	14 194	3 929	27 867
69917	metal,a kind suitable for furniture				
	Tiongkok	4 314	14 194	3 929	27 867
83024999	Base metal fittings and similar articles of a kind	922	3 595	3 185	23 451
69919	suitablefor trunks, chests, caskets or the like				
	Amerika Serikat	4	53	33	956
	Francis	1	15	3	32
	Jepang	8	122	2	33
	Meksiko	7	102	10	110
	Tiongkok	902	3 303	3 137	22 320
83025000	Hat-racks,hat-pegs, brackets and similar fixtures of	548	3 020	2 567	37 103
69919	base metal				
	Malaysia			147	880
	Tiongkok	548	3 020	2 420	36 223
83026000	Automatic door closers of base metal	310	676	0	0
69919					
	Tiongkok	310	676	0	0
83040099	Office/desk equip of other metal ( paper trays/ rests,	1	1	0	0
89511	pen trays,office-stamp) oth than office furniture of				
	Tiongkok	1	1	0	0
83063099	Photograph, picture or similar frames; mirrors made	45	281	432	3 061
69782	of basemetal other than copper				
	Tiongkok	45	281	432	3 061
83071000	Flexible tubing of base metal, with or without fittings	7 781	30 089	3 334	19 608
69951	of iron or steel				
	Amerika Serikat	0	0	15	408
	Slovakia	424	4 375	0	0
	Tiongkok	7 357	25 714	3 319	19 200
83081000	Hooks,eyes,eyelets of base metal used for clothing/	51	63	0	0
69933	clothingacc, footwear, jewellery, watches, books,				
	Tiongkok	51	63	0	0
83082000	Tubular or bifurcated rivets of base metal	3	33	4	24
69933		3	33	4	24
	Amerika Serikat	3	33	4	24
83089090	Clasps, frames with clasps, buckles, buckle-clasps of	270	3 538	81	182
69933	base metal				
	Amerika Serikat	13	730	0	0

**Tabel 3 (lanjutan)**  
**Impor Menurut Komoditas (HS) dan Negara Asal Januari - Desember, 2020-2021**

HS/STIC	Deskripsi Komoditas/ Negara Asal	Januari-Desember 2020		Januari-Desember 2021	
		Berat (kg)	Nilai CIF (US\$)	Berat (kg)	Nilai CIF (US\$)
(1)	(2)	(3)	(4)	(5)	(6)
	Australia	2	40	0	0
	Hong Kong	32	348	0	0
	Inggris	2	190	0	0
	Israel	1	42	0	0
	Jepang	20	136	0	0
	Jerman	2	108	0	0
	Korea Selatan	17	100	0	0
	Singapura	65	1 444	0	0
	Taiwan	1	25	0	0
	Tiongkok	115	375	81	182
83099099	Other packing accessorie of base metal	352	3 882	290	6 133
69953					
	Amerika Serikat	195	2 380	105	2 157
	India	21	154	13	309
	Inggris	12	139	5	38
	Italia	4	78	13	145
	Jepang	4	60	3	74
	Jerman	0	0	7	75
	Kanada	15	184	15	256
	Meksiko	56	346	35	747
	Tiongkok	45	541	93	2 316
	Turki	0	0	1	16
83100000	Sign-plates, name-plates, address-plates and similar	17	186	7	67
69954	plates, numbers, letters, other symbols of base				
	Amerika Serikat	17	186	7	67
83111090	Coated electrodes of base metal, for electric arc-	55 407	180 885	6 894	6 426
69955	welding in a forms oth than rolls				
	Tiongkok	55 407	180 885	6 894	6 426
83112021	Cored wire of alloy steel, by weight, contain $\geq$ 4.5 %	0	0	207	2 016
69955	carbonand $\geq$ 20 % chrom ,for electric arc-welding				
	Tiongkok	0	0	207	2 016
83112029	Cored wire of alloy steel, by weight, contain $\geq$ 4.5 %	1 000	2 284	22 061	45 131
69955	carbonand $\geq$ 20 % chrom,for electric arc-welding,				
	Tiongkok	1 000	2 284	22 061	45 131
83112090	Cored wire made of base metal other than alloy steel	25	524	0	0
69955	, for electric arc-welding				
	Tiongkok	25	524	0	0
83113099	Coated rods and cored wire, of base metal, for	0	0	12 400	23 530
69955	soldering, brazing or welding by flame in rods				
	Tiongkok	0	0	12 400	23 530
83119000	Wire and rods, of agglomerated base metal powder,	2 038	4 268	0	0
69955	used for metal spraying				
	Tiongkok	2 038	4 268	0	0

**Tabel 3 (lanjutan)**  
**Impor Menurut Komoditas (HS) dan Negara Asal Januari - Desember, 2020-2021**

HS/STIC	Deskripsi Komoditas/ Negara Asal	Januari-Desember 2020		Januari-Desember 2021	
		Berat (kg)	Nilai CIF (US\$)	Berat (kg)	Nilai CIF (US\$)
(1)	(2)	(3)	(4)	(5)	(6)
84021211 71111	Watertube boilers,with a 15 ton/hour<steam production<= 45ton/hour, electric operated, oth Malaysia	358 753	795 776	0	0
84021229 71111	Watertube boilers with a steam production <15 ton/ hour ,not electric operated, oth than central heating Tiongkok	74 310	401 927	33 850	310 751
84021921 71111	Boilers,includ hybrid boiler,steam production>15 ton/hourno electrically operated, other than central Tiongkok	0	0	889 030	2 042 348
84022010 71112	Super-heated water boilers, electric operated, oth than central heating hotwater	14 400 477	42 875 438	4 331 463	37 582 781
	Amerika Serikat	12 313	277 200	0	0
	Hong Kong	44 459	313 474	6 135	954 800
	Tiongkok	14 343 705	42 284 764	4 325 328	36 627 981
84022020 71112	Super-heated water boilers, not electric operated,oth than central heating hotwater Tiongkok	861 879	1 335 414	0	0
84029010 71191	Boiler bodies, shells or casings, parts for Steam or other vapour generating boilers Tiongkok	93 000	153 000	223 456	425 714
84029090 71191	Parts for Steam/other vapour generating boilers,oth than boiler bodies, shells or casings	88 697	722 039	5 498 093	16 084 047
	Amerika Serikat	0	0	2 962	67 171
	Estonia	0	0	3 203	31 949
	Finlandia	12 602	449 392	105 415	1 655 356
	India	0	0	153 122	215 857
	Malaysia	53 300	204 154	18 000	81 130
	Polandia	3 206	18 158	10 465	201 076
	Spanyol	0	0	297	12 419
	Tiongkok	19 589	50 335	5 204 629	13 819 089
84039090 81219	Parts for central heating boilers, oth than Boiler bodies, shells or casings Tiongkok	12 420	15 834	0	0
84041011 71121	Soot removers (soot blowers) for use with boilers of heading 84.02	20 636	251 416	10 779	135 171
	Amerika Serikat	20 636	251 416	0	0
	Tiongkok	0	0	10 779	135 171
84041019 71121	Economisers,super-heaters,gas recoverers (Auxiliary plant) for use with boilers of heading 84.02	5 437 507	40 999 495	6 025 718	30 195 585
	Tiongkok	5 437 507	40 999 495	6 025 718	30 195 585
84041020 71121	Economisers, super-heaters, soot removers, gas recoverers(Auxiliary plant) for use with boilers of Tiongkok	21 916	25 600	94 189	393 250
	Tiongkok	21 916	25 600	94 189	393 250



**Tabel 3 (lanjutan)**  
**Impor Menurut Komoditas (HS) dan Negara Asal Januari - Desember, 2020-2021**

HS/STIC	Deskripsi Komoditas/ Negara Asal	Januari-Desember 2020		Januari-Desember 2021	
		Berat (kg)	Nilai CIF (US\$)	Berat (kg)	Nilai CIF (US\$)
(1)	(2)	(3)	(4)	(5)	(6)
84042000 71122	Condensers (Auxiliary plant) for steam/ other vapour power units for use with boilers of heading 84.02 or Tiongkok	2 332 216	21 294 994	2 137 779	10 436 815
84049019 71192	Part for use Auxiliary plant ( subheadings 8404.10.11 and 8404.10.19) other than of bodies,shells /casings Thailand	60	1 500	114 008	220 625
	Tiongkok	60	1 500	0	0
		0	0	114 008	220 625
84049029 71192	Part for use Auxiliary plant,oth than of bodies,shells/casings (of goods of subheadings Tiongkok	4	677	0	0
		4	677	0	0
84049090 71192	Part for use condensers/ Auxiliary plant ( subheadings 8404.20.00) Swiss	1 200	8 402	38 073	324 757
	Tiongkok	1 200	8 402	0	0
		0	0	38 073	324 757
84051000 74171	Producer gas or water gas generators, with/out purifiers; acetylene gas generators and similar water Tiongkok	0	0	96 142	1 152 840
		0	0	96 142	1 152 840
84068100 71219	Steam turbines and other vapour turbines.,output > 40 MWother than for marine propulsion Amerika Serikat	7 346 625	126 453 512	3 321 323	34 536 306
	Jepang	1 565	107 542	0	0
	Korea Selatan	885	27 877	54	4 292
	Tiongkok	4 908	127 663	0	0
		7 339 267	126 190 430	3 321 269	34 532 014
84068290 71219	Steam and other vapour Turbines, output > 5 MW but <40 MW,for other than for marine propulsion India	0	0	10 275	140 500
		0	0	10 275	140 500
84069000 71280	Part steam and other vapour turbines India	34 230	3 163 243	646 133	5 277 668
	Italia	8 600	2 109 297		
	Jepang	0	0	5 170	30 000
	Tiongkok	0	0	2 223	94 527
		25 630	1 053 946	638 740	5 153 141
84079090 71381	Oth Spark-ignition reciprocating/rotary internal combustionpiston engines, of a power > 22.38 kW Amerika Serikat	17 444	506 233	0	0
	Tiongkok	16 909	503 811	0	0
		535	2 422	0	0
84081090 71333	Diesel or semi-diesel engines ,a power >750 kW for marine propulsion Jepang	0	0	4 354	154 836
		0	0	4 354	154 836
84082010 71323	Fully assembled , Diesel/ semi-diesel engines for vechilesof subheading 8701.10 Tiongkok	0	0	3 056	21 261
		0	0	3 056	21 261

**Tabel 3 (lanjutan)**  
**Impor Menurut Komoditas (HS) dan Negara Asal Januari - Desember, 2020-2021**

HS/STIC	Deskripsi Komoditas/ Negara Asal	Januari-Desember 2020		Januari-Desember 2021	
		Berat (kg)	Nilai CIF (US\$)	Berat (kg)	Nilai CIF (US\$)
(1)	(2)	(3)	(4)	(5)	(6)
84082023 71323	Fully assembled , Diesel/ semi-diesel engines, a cylinder capacity>3500 cc, for vehicles of heading 87 Amerika Serikat	0	0	1 855	62 716
84082096 71323	Assembled not complet, Diesel or semi-diesel engines, of cylinder capacity>3500 cc, for vehicles of India Tiongkok	2 680 2 680 0	36 824 36 824 0	1 309 0 1 309	8 300 0 8 300
84089051 71382	Diesel or semi-diesel engines, power>100 kw, used of head84.29 or 84.30 (example buldozer,pile- Amerika Serikat Jepang Tiongkok	13 473 5 604 1 600 6 269	157 150 73 225 27 457 56 468	3 521 2 382 0 1 139	109 738 77 171 0 32 567
84089059 71382	Other Diesel or semi-diesel enginesOf a power exceeding 100 kW Tiongkok	0 0	0 0	581 581	13 127 13 127
84089099 71382	Other Diesel or semi-diesel engines, a power<100 Tiongkok	17 639 17 639	58 159 58 159	12 600 12 600	48 056 48 056
84099111 71391	Carburettors and parts of gasoline engines, for heading 84.29 or 84.30 (exam; bulldozers, Amerika Serikat Tiongkok	33 321 85 33 236	53 883 1 371 52 512	4 888 0 4 888	18 718 0 18 718
84099112 71391	Cylinder blocks,crank cases of gasoline engines for heading 84.29 or 84.30 (example; excavators,pile Tiongkok	16 320 16 320	15 526 15 526	0 0	0 0
84099113 71391	Cylinder liner,with an internal diameter 50< mm <=155, of gasoline enginess, for heading 84.29 or Tiongkok	0 0	0 0	210 210	1 330 1 330
84099114 71391	Cylinder liner,with an internal diameter >155 mm, of gasoline enginess, for heading 84.29 or 84.30 Singapura Tiongkok	6 876 129 6 747	9 208 409 8 799	0 0 0	0 0 0
84099115 71391	Cylinder heads and head covers, gasoline enginess, for heading 84.29 or 84.30 Tiongkok	750 750	1 076 1 076	232 232	1 470 1 470
84099117 71391	Pistons, with an internal diameter >155 mm, of gasoline enginess, for heading 84.29 or 84.30 Tiongkok	17 241 17 241	42 769 42 769	0 0	0 0
84099119 71391	Other parts undefinied of gasoline engine for heading 84.29 or 84.30 Amerika Serikat Tiongkok	2 171 8 2 163	3 846 58 3 788	0 0 0	0 0 0

**Tabel 3 (lanjutan)**  
**Impor Menurut Komoditas (HS) dan Negara Asal Januari - Desember, 2020-2021**

HS/STIC	Deskripsi Komoditas/ Negara Asal	Januari-Desember 2020		Januari-Desember 2021	
		Berat (kg)	Nilai CIF (US\$)	Berat (kg)	Nilai CIF (US\$)
(1)	(2)	(3)	(4)	(5)	(6)
84099129 71391	Other parts undefinied of gasoline engine for vehicles of heading 87.01	712	1 328	0	0
	Taiwan	712	1 328	0	0
84099131 71391	Carburettors and parts of gasoline engines, for vehicles of heading 87.11	37 007	60 486	28 096	67 159
	Taiwan	5 301	9 903	0	0
	Tiongkok	31 706	50 583	28 096	67 159
84099132 71391	Cylinder blocks,crank cases of gasoline engines, for vehicles of heading 87.11	45 018	93 022	93 118	218 248
	Tiongkok	45 018	93 022	93 118	218 248
84099134 71391	Cylinder liner,with an internal diameter 50< mm <=155, of gasoline engines, for heading 8701	1 184	1 231	0	0
	India	1 184	1 231	0	0
84099135 71391	Cylinder liner,with an internal diameter >155 mm, of gasoline engines, for vehicles of heading 87.11	2	30	0	0
	Tiongkok	2	30	0	0
84099139 71391	Other parts undefinied of gasoline engine for vehicles of heading 87.11	32 580	45 454	19 280	42 287
	Tiongkok	32 580	45 454	19 280	42 287
84099149 71391	Other parts undefinied of gasoline engine for other vehicleof chapt 87, oth than 8701 or 87.11	98	442	0	0
	Tiongkok	98	442	0	0
84099171 71391	Cylinder blocks,crank cases of gasoline engines, for other than vehicle or marine propulsion	1 529	3 232	13	80
	Amerika Serikat	72	1 348	0	0
	Tiongkok	1 457	1 884	13	80
84099172 71391	Cylinder liner,with an internal diameter 50< mm <=155, for other than vehicle or marine propulsion	1 273	1 646	0	0
	Tiongkok	1 273	1 646	0	0
84099174 71391	Cylinder heads and head covers, of gasoline engine, forother than vehicle or marine propulsion	3 458	4 472	0	0
	Tiongkok	3 458	4 472	0	0
84099179 71391	Other parts undefinied of gasoline engine, for other than vehicle or marine propulsion	45 798	425 575	6 386	140 118
	Amerika Serikat	31 349	355 115	4 105	86 548
	Brazil	473	3 967	0	0
	Inggris	0	0	134	5 431
	Italia	0	0	7	85
	Jepang	27	498	0	0
	Jerman	3 217	30 838	525	8 197
	Meksiko	18	222	47	1 273
	Thailand	1	7	0	0
	Tiongkok	10 713	34 928	1 568	38 584

**Tabel 3 (lanjutan)**  
**Impor Menurut Komoditas (HS) dan Negara Asal Januari - Desember, 2020-2021**

HS/STIC	Deskripsi Komoditas/ Negara Asal	Januari-Desember 2020		Januari-Desember 2021	
		Berat (kg)	Nilai CIF (US\$)	Berat (kg)	Nilai CIF (US\$)
(1)	(2)	(3)	(4)	(5)	(6)
84099912 71392	Cylinder blocks; crank cases, for diesel engines of heading 84.29 or 84.30 ( example;buldozer,pile- Brazil	0	0	110	2 148
84099915 71392	Cylinder heads and head covers, for diesel engines of machinery of heading 84.29 or 84.30 Amerika Serikat Tiongkok	5	104	92	3 753
84099917 71392	Piston, with an internal diameter >155 mm, for dieselengines of machinery of heading 84.29 or Amerika Serikat Meksiko	16	148	108	2 593
84099918 71392	Piston rings and gudgeon pins, for diesel engines machinery of heading 84.29 or 84.30 Amerika Serikat Jepang	47	586	2	42
84099919 71392	Other parts undefinied for diesel engines of machinery heading 84.29/ 84.30 (exam; buldozer, Amerika Serikat Brazil India Inggris Italia Kanada Tiongkok	3 370	26 892	4 743	34 540
84099939 71392	Part of motorcycle engine, other than carburettor, blok cilinder, crank case, piston & cylinder Tiongkok	2 671	9 138	890	15 902
84099949 71392	Part of vehicle of Chapter 87, oth than carburettor, piston& cylinder, exclude of heading 87.01 & 87.11 Amerika Serikat Jerman Tiongkok	593	4 651	108	3 040
84099969 71392	Parts of marine propulsion engine of a power > 22.38 kW,other than piston & cylinder Tiongkok	0	0	65	410
84099971 71392	Carburettor and part thereof for engine of heading 84.07 or84.08 Amerika Serikat	0	0	23	752
84099972 71392	Cylinder blocks; crank cases for engine of heading 84.07 or84.08 Amerika Serikat Australia Italia Jerman	12	373	1 305	51 487

**Tabel 3 (lanjutan)**  
**Impor Menurut Komoditas (HS) dan Negara Asal Januari - Desember, 2020-2021**

HS/STIC	Deskripsi Komoditas/ Negara Asal	Januari-Desember 2020		Januari-Desember 2021	
		Berat (kg)	Nilai CIF (US\$)	Berat (kg)	Nilai CIF (US\$)
(1)	(2)	(3)	(4)	(5)	(6)
	Tiongkok	3	81	0	0
	Uni Emirat Arab	2	45	0	0
84099974 71392	Cylinder liner with internal diameter > 155 mm for engine of heading 84.07 or 84.08	4 212	39 527	2 244	18 940
	Amerika Serikat	0	0	207	4 731
	Jerman	3 894	35 833	30	345
	Tiongkok	318	3 694	2 007	13 864
84099975 71392	Cylinder head and head cover for engine of heading 84.07 or 84.08	0	0	292	11 514
	Amerika Serikat	0	0	292	11 514
84099977 71392	Piston with external diameter > 155 mm for engine of heading 84.07 or 84.08	2 033	15 346	275	4 979
	Amerika Serikat	7	118	39	427
	Brazil	0	0	45	1 081
	Jerman	1 104	14 102	191	3 471
	Singapura	922	1 126	0	0
84099978 71392	Piston ring & gudgeon pin for engine of heading 84.07/84.08	1 667	13 255	490	9 680
	Amerika Serikat	15	277	107	1 460
	Brazil	82	983	88	2 444
	Jepang	379	4 268	117	2 219
	Jerman	548	6 215	178	3 557
	Singapura	643	1 512	0	0
84099979 71392	Part of engine of heading 84.07 or 84.08, other than carburettor, piston & cylinder	52 448	575 680	20 346	378 368
	Amerika Serikat	35 743	372 127	11 541	204 531
	Belgia	4	71	0	0
	Brazil	1 009	12 573	590	11 762
	India	549	8 902	1 311	18 321
	Inggris	1 406	18 216	982	25 372
	Irlandia	0	0	2	78
	Italia	456	7 153	463	9 080
	Jepang	1 532	18 735	544	13 012
	Jerman	1 411	20 902	376	7 477
	Kanada	1 804	22 071	466	10 416
	Korea Selatan	55	681	0	0
	Meksiko	2 026	22 030	628	14 112
	Republik Ceko	9	154	0	0
	Taiwan	0	0	9	252
	Thailand	73	897	361	6 736
	Tiongkok	6 371	71 168	3 026	56 433
	Tunisia	0	0	47	786
84109000 71819	Parts of hydraulic turbines, water wheels, and regulators	1 003	3 120	57	9 689
	Amerika Serikat	1 000	3 117	0	0

**Tabel 3 (lanjutan)**  
**Impor Menurut Komoditas (HS) dan Negara Asal Januari - Desember, 2020-2021**

HS/STIC	Deskripsi Komoditas/ Negara Asal	Januari-Desember 2020		Januari-Desember 2021	
		Berat (kg)	Nilai CIF (US\$)	Berat (kg)	Nilai CIF (US\$)
(1)	(2)	(3)	(4)	(5)	(6)
	Malaysia	0	0	57	9 689
	Singapura	3	3	0	0
84118200 71489	Gas turbines of a power > 5,000 kW	8 022	1 433 624	0	0
	Republik Ceko	8 022	1 433 624	0	0
84119100 71491	Part of turbo-jets or turbo-propellers	302	350	0	0
	Tiongkok	302	350	0	0
84119900 71449	Part of other gas turbines	3 111	876 196	0	0
	Belanda	3 111	876 196	0	0
84121000 71449	Reaction engines other than turbo-jets	0	0	24 792	357 300
	Malaysia	0	0	24 792	357 300
84122100 71891	Hydraulic power engine&motor with linear acting (cylinder)	13 007	130 175	2 207	31 507
	Amerika Serikat	5 229	37 588	0	0
	Jepang	22	231	0	0
	Jerman	738	23 870	0	0
	Taiwan	0	0	2	102
	Tiongkok	7 018	68 486	2 205	31 405
84122900 71893	Hydraulic power engine&motor with non-linear acting(not cylinder)	3 864	37 616	2 506	41 743
	Amerika Serikat	2 701	30 568	1 625	30 358
	Jerman	98	1 799	129	1 002
	Tiongkok	1 065	5 249	247	1 538
	Turki	0	0	505	8 845
84123100 71892	Pneumatic power engine&motor with linear acting (cylinder)	14	231	2	36
	Amerika Serikat	9	165	0	0
	Meksiko	5	66	2	36
84123900 71893	Pneumatic power engine&motor with non-linear acting(not cylinder)	387	4 184	0	0
	Amerika Serikat	387	4 184	0	0
84128000 71893	Other engine and motor, exclude reaction engine; hydraulic power & pneumatic power engine and	0	0	335	667
	Taiwan	0	0	335	667
84129020 71899	Part for steam/other vapour power unit incorporating boiler	4 735	57 021	1 207	28 881
	Amerika Serikat	1 526	21 177	530	14 800
	Brazil	2	29	7	151
	India	108	1 548	175	4 860
	Inggris	183	2 674	7	291
	Italia	2	14	10	292

**Tabel 3 (lanjutan)**  
**Impor Menurut Komoditas (HS) dan Negara Asal Januari - Desember, 2020-2021**

HS/STIC	Deskripsi Komoditas/ Negara Asal	Januari-Desember 2020		Januari-Desember 2021	
		Berat (kg)	Nilai CIF (US\$)	Berat (kg)	Nilai CIF (US\$)
(1)	(2)	(3)	(4)	(5)	(6)
	Jepang	127	1 474	112	2 726
	Jerman	34	326	155	1 567
	Meksiko	1 696	18 935	22	549
	Slovakia	54	747	0	0
	Tiongkok	1 001	10 056	189	3 645
	Turki	2	41	0	0
84129090 71899	Part of hydraulic & pneumatic power engine and motor	656	6 134	4 472	88 320
	Amerika Serikat	58	1 242	354	2 886
	Francis	0	0	34	596
	India	4	73	0	0
	Jepang	17	110	2	108
	Malaysia	176	1 906	0	0
	Tiongkok	401	2 803	4 082	84 730
84131910 74219	Pump fitted with measuring device,electrically operated,excl for dispensing fuel/lubricant in filling-	0	0	16 495	182 450
	India	0	0	8 555	59 050
	Jepang	0	0	6 224	111 000
	Jerman	0	0	1 716	12 400
84131920 74219	Pump fitted with measuring device,not-electrically operatedexcl for dispensing fuel/lubricant in filling-	0	0	96	610
	Tiongkok	0	0	96	610
84132020 74271	Breast pumps	70	1 112	0	0
	Amerika Serikat	70	1 112	0	0
84132090 74271	Hand pumps, other than water pump and breast	945	2 862	99	3 016
	Amerika Serikat	0	0	51	2 060
	Inggris	0	0	22	860
	Tiongkok	945	2 862	26	96
84133030 74220	Fuel pumps used for engine of motor vehicle designed for transport persons (incl station wagon&	21 103	104 763	20 959	304 387
	Amerika Serikat	7 146	83 050	13 440	233 422
	India	0	0	4	138
	Inggris	0	0	22	753
	Italia	0	0	205	2 345
	Jerman	0	0	359	4 113
	Korea Selatan	0	0	28	443
	Meksiko	135	1 779	1 718	49 885
	Singapura	283	472		
	Tiongkok	13 539	19 462	5 183	13 288
84133040 74220	Water pumps used for engine of motor vehicle designed for transport persons (incl station wagon &	2 073	17 735	2 078	35 309
	Amerika Serikat	890	7 941	872	18 963

**Tabel 3 (lanjutan)**  
**Impor Menurut Komoditas (HS) dan Negara Asal Januari - Desember, 2020-2021**

HS/STIC	Deskripsi Komoditas/ Negara Asal	Januari-Desember 2020		Januari-Desember 2021	
		Berat (kg)	Nilai CIF (US\$)	Berat (kg)	Nilai CIF (US\$)
(1)	(2)	(3)	(4)	(5)	(6)
	India	45	566	23	491
	Inggris	113	1 558	0	0
	Singapura	437	784	0	0
	Tiongkok	570	6 635	1 183	15 855
	Turki	18	251	0	0
84133052	Oth water pump for internal combustion piston	1 275	1 737	0	0
74220	engine (ex:marine) with inlet diameter > 200 mm,				
	Tiongkok	1 275	1 737	0	0
84133090	Lubricating medium pump for internal combustion	46 355	119 046	187 789	1 319 986
74220	pistonengine				
	Amerika Serikat	1 311	11 143	1 078	23 591
	India			12	596
	Inggris	1 695	21 513	1 441	29 699
	Jepang	14	130	82	1 985
	Jerman			27	2 933
	Korea Selatan	41	368	0	0
	Meksiko	504	3 598	204	3 599
	Tiongkok	42 790	82 294	184 945	1 257 583
84135031	Water pumps on reciprocating positive	0	0	7 656	43 534
74240	displacement, with flow rate <= 8,000 m3/h,				
	Tiongkok	0	0	7 656	43 534
84135090	Other reciprocating positive displacement pumps	6 604	70 924	5 714	110 675
74240	(ex: waterpump) with flow rate > 13,000 m3/h				
	Amerika Serikat	2 174	24 198	1 416	26 790
	Inggris	0	0	43	1 735
	Jepang	0	0	1 075	21 162
	Jerman	391	5 630	1 407	29 706
	Meksiko	2 476	25 934	337	9 908
	Tiongkok	1 563	15 162	1 436	21 374
84136040	Water pumps on rotary positive displacement, with	0	0	6 745	109 228
74250	8,000 m3/h < a flow rate <= 13,000 m3/h				
	Tiongkok	0	0	6 745	109 228
84136090	Other rotary positive displacement pumps (ex: water	3 338	40 692	3 646	30 130
74250	pump)with flow rate > 13,000 m3/h				
	Amerika Serikat	1 909	25 361	768	20 070
	Bulgaria	47	1 520	0	0
	Jerman	103	3 318	154	1 764
	Malaysia	468	5 053	0	0
	Tiongkok	811	5 440	2 724	8 296
84137011	Single stage water pump for belt drive/direct	0	0	619	3 316
74260	coupling withinlet diameter <= 200 mm, centrifugal				
	Tiongkok	0	0	619	3 316
84137019	Single stage water pump for belt drive/direct	35 741	625 000	5 954	70 682
74260	coupling withinlet diameter > 200 mm, centrifugal				
	Singapura	0	0	2 648	26 160



**Tabel 3 (lanjutan)**  
**Impor Menurut Komoditas (HS) dan Negara Asal Januari - Desember, 2020-2021**

HS/STIC	Deskripsi Komoditas/ Negara Asal	Januari-Desember 2020		Januari-Desember 2021	
		Berat (kg)	Nilai CIF (US\$)	Berat (kg)	Nilai CIF (US\$)
(1)	(2)	(3)	(4)	(5)	(6)
	Tiongkok	35 741	625 000	3 306	44 522
84137031	Submersible water pumps with inlet diameter <= 200	4 871	124 575	0	0
74260	mm,centrifugal type				
	Tiongkok	4 871	124 575	0	0
84137039	Submersible water pumps with inlet diameter > 200	3 817	22 894	0	0
74260	mm,centrifugal type				
	Tiongkok	3 817	22 894	0	0
84137049	Oth water pump with flow rate<= 8,000 m3/h & inlet	52	96	11 643	129 451
74260	diameter>200 mm, whether/not electrically				
	Jerman	0	0	5 054	107 464
	Tiongkok	0	0	6 589	21 987
	Vietnam	52	96	0	0
84137051	Oth water pump with 8,000 m3/h < flow rate <=	155	428	0	0
74260	13,000 m3/h& inlet diameter <= 200 mm, centrifugal				
	Singapura	90	98	0	0
	Taiwan	65	330	0	0
84137099	Other water pumps with flow rate > 13,000 m3/h &	15 019	48 832	18 777	92 696
74260	inletdiameter > 200 mm, centrifugal type				
	Italia	19	179	7	210
	Jepang	6	121	2	44
	Tiongkok	14 994	48 532	18 768	92 442
84138119	Water pumps with flow rate > 13,000 m3/h,	2 538 528	18 694 713	4 772 043	33 914 073
74271	whethe/notelectrically operated				
	Amerika Serikat	4 631	449 765	280	7 764
	Hong Kong	454	1 845	0	0
	Italia	3	35	0	0
	Jepang	1 544	99 086	0	0
	Korea Selatan	3 578	81 020	417	1 628
	Malaysia	6 418	17 159	0	0
	Singapura	580	11 220	0	0
	Thailand	10	81	7	50
	Tiongkok	2 521 310	18 034 502	4 771 339	33 904 631
84138210	Liquid elevators, electrically operated	73 712	344 876	100 003	341 937
74275					
	Amerika Serikat	72 824	341 875	94 847	318 155
	Tiongkok	888	3 001	5 156	23 782
84139110	Parts of water pumps	4	141	21	15 566
74291					
	Jepang	0	0	21	15 566
	Jerman	4	141	0	0
84139190	Part of fuel/lubricating/cooling medium	27 866	403 393	4 403	67 675
74291	pump,concrete pump,reciprocating/rotary positive				
	Amerika Serikat	2 719	38 077	1 222	30 320

**Tabel 3 (lanjutan)**  
**Impor Menurut Komoditas (HS) dan Negara Asal Januari - Desember, 2020-2021**

HS/STIC	Deskripsi Komoditas/ Negara Asal	Januari-Desember 2020		Januari-Desember 2021	
		Berat (kg)	Nilai CIF (US\$)	Berat (kg)	Nilai CIF (US\$)
(1)	(2)	(3)	(4)	(5)	(6)
	Inggris	91	1 498	42	2 029
	Italia	0	0	70	802
	Jepang	1	13	7	76
	Jerman	227	2 405	24	482
	Meksiko	134	2 170	67	1 307
	Singapura	5	5	0	0
	Spanyol	30	295	25	399
	Tiongkok	24 592	358 775	2 653	31 898
	Vietnam	67	155	293	362
84141000	Vacuum pumps	145	761	44 402	293 014
74311					
	Amerika Serikat	98	668	0	0
	Singapura	1	36	0	0
	Tiongkok	46	57	44 402	293 014
84142090	Hand or foot operated air pumps other than bicycle	16	51	0	0
74313	pumps				
	Singapura	16	51	0	0
84143090	Compressors used in refrigerating equip, with	338	4 550	16 427	173 860
74315	refrigerationcapacity <= 21.10 kW or displacement				
	Amerika Serikat	0	0	428	7 763
	Inggris	0	0	28	1 119
	Tiongkok	338	4 550	15 971	164 978
84144000	Air compressors mounted on a wheeled chassis for	118	202	7 360	55 602
74317	towing				
	Singapura	0	0	7 360	55 602
	Tiongkok	118	202	0	0
84145191	Floor, wall, window,ceiling/roof fans of an output <=	1	29	0	0
74341	125 W with protective screen				
	Singapura	1	29	0	0
84145930	Blowers of a capacity <= 125 kW	40 370	149 098	46 849	386 318
74343					
	Amerika Serikat	242	1 349	71	336
	Taiwan	726	1 624	0	0
	Tiongkok	39 402	146 125	46 778	385 982
84145950	Blowers of a capacity > 125 kW	3 688	46 112	2 350	39 800
74343					
	Taiwan	3 525	44 550	2 350	39 800
	Tiongkok	163	1 562	0	0
84145992	Explosion-proof air fans used in underground mining	198	2 704	444	10 195
74343	withcapacity > 125 kW				
	Amerika Serikat	37	388	134	2 285
	Inggris	0	0	22	1 444
	Italia	124	1 770	192	4 223
	Jepang	0	0	7	186

**Tabel 3 (lanjutan)**  
**Impor Menurut Komoditas (HS) dan Negara Asal Januari - Desember, 2020-2021**

HS/STIC	Deskripsi Komoditas/ Negara Asal	Januari-Desember 2020		Januari-Desember 2021	
		Berat (kg)	Nilai CIF (US\$)	Berat (kg)	Nilai CIF (US\$)
(1)	(2)	(3)	(4)	(5)	(6)
	Jerman	0	0	22	252
	Meksiko	7	66	0	0
	Tiongkok	30	480	67	1 805
84145999 74343	Fans excl: table/floor/wall/similar; blower, with capacity> 125 kW & un-protective screen	15 005	331 733	58 958	813 579
	Finlandia	0	0	2 570	38 107
	Spainyol	6 527	314 042	0	0
	Taiwan	4 890	10 933	0	0
	Tiongkok	3 588	6 758	56 388	775 472
84146091 74345	Hood ventilation not fitted with filter, for industrial use in horizontal side <= 120 cm	60 022	48 000	43 870	100 406
	Tiongkok	60 022	48 000	43 870	100 406
84148029 74319	Hood ventilation not fitted with filter, not for industrial use in horizontal side > 120 cm	5 329	35 556	0	0
	Tiongkok	5 329	35 556	0	0
84148043 74315	Sealed units for air conditioning machines	779	415	0	0
	Tiongkok	779	415	0	0
84148049 74319	Compressor excl for refrigerating equip, air, gas in oil drill operation, automotive AC & sealed unit for AC	1 433	4 921	350	7 877
	Amerika Serikat	81	1 062	54	1 535
	Jepang	47	710	49	2 321
	Singapura	406	807	0	0
	Tiongkok	899	2 342	247	4 021
84148050 74319	Air pumps with horizontal side > 120 cm	9 825	113 369	8 497	142 865
	Amerika Serikat	1 810	16 835	1 740	22 838
	Inggris	0	0	302	6 924
	Jerman	0	0	108	1 242
	Meksiko	7 954	95 880	6 206	107 837
	Tiongkok	61	654	141	4 024
84149021 74380	Parts of AC machine, refrigerator, electro-mechanical domestic app & electric	14	43	12	79
	Tiongkok	14	43	12	79
84149022 74380	Parts of blowers	214	484 557	736	1 209 513
	Amerika Serikat	0	0	23	620
	Jepang	214	484 557	713	1 208 893
84149029 74380	Parts of table, floor, wall, window, ceiling/roof fans & explosion-proof air fans	3 434	14 704	7 631	336 405
	Amerika Serikat	1	17	0	0
	Finlandia	0	0	7 631	336 405
	Tiongkok	3 433	14 687	0	0
84149031	Parts of hoods ventilation fitted/not with filter	3 586	5 141	1 220	2 520

**Tabel 3 (lanjutan)**  
**Impor Menurut Komoditas (HS) dan Negara Asal Januari - Desember, 2020-2021**

HS/STIC	Deskripsi Komoditas/ Negara Asal	Januari-Desember 2020		Januari-Desember 2021	
		Berat (kg)	Nilai CIF (US\$)	Berat (kg)	Nilai CIF (US\$)
(1)	(2)	(3)	(4)	(5)	(6)
74380	inhorizontal side <= 120 cm Tiongkok	3 586	5 141	1 220	2 520
84149032	Parts of hoods ventilation fitted/not with filter	170	2 550	642	1 328
74380	inhorizontal side > 120 cm Tiongkok	170	2 550	642	1 328
84149091	Part of free piston generator, oil drilling gas/	29 710	52 110	34 578	299 121
74380	automotive AC/ sealed unit AC compressor for Amerika Serikat	1 027	11 568	167	2 899
	Inggris	0	0	3	79
	Italia	11	224	0	0
	Meksiko	13	199	183	5 154
	Swiss	0	0	1	6
	Tiongkok	28 659	40 119	34 224	290 983
84149092	Part of free piston generator, oil drilling	28	514	0	0
74380	gas/automotiveAC/sealed unit AC compressor for Meksiko	28	514	0	0
84159014	Part of evaporator/condenser for AC machine for	95	104	0	0
74159	motorvehicle with a cooling capacity <= 21.10 kW Singapura	95	104	0	0
84159019	Part of machine used in marine with a cooling	182	1 137	19 235	130 883
74159	capacity <= 21.10 kW Jepang	0	0	1	12
	Tiongkok	182	1 137	19 234	130 871
84159049	Part of machine used in other vehicle with air flow	88 136	763 904	128 970	2 546 012
74159	rate<= 67.96 m3/min & cooling capacity > 52.75 kW Amerika Serikat	20	308	219	3 746
	Jepang	0	0	83	1 557
	Tiongkok	88 116	763 596	128 668	2 540 709
84162000	Furnace burners for pulverised fuel or gas, including	134 850	215 904	179 979	371 612
74123	combination burners Taiwan	134 850	215 904	162 409	252 829
	Tiongkok	0	0	17 570	118 783
84163000	Mechanical stokers, including mechanical grates,	7 793 252	54 919 261	1 214 158	10 167 407
74125	mechanicalash dischargers and similar appliances Tiongkok	7 793 252	54 919 261	1 214 158	10 167 407
84169000	Part of furnace burner for liquid fuel/pulverised	0	0	2 043	4 000
74128	fuel/gas,mechanic stoker incl grate, mechanic ash Taiwan	0	0	2 043	4 000
84178000	Furnace & oven including incinerators for laboratory,	14 000	29 656	0	0
74138	non-electric Tiongkok	14 000	29 656	0	0
84179000	Part of industrial or laboratory furnace and oven,	0	0	80 607	5 019 689
74139	includeincinerator, non-electric Amerika Serikat	0	0	74 352	4 985 579

**Tabel 3 (lanjutan)**  
**Impor Menurut Komoditas (HS) dan Negara Asal Januari - Desember, 2020-2021**

HS/STIC	Deskripsi Komoditas/ Negara Asal	Januari-Desember 2020		Januari-Desember 2021	
		Berat (kg)	Nilai CIF (US\$)	Berat (kg)	Nilai CIF (US\$)
(1)	(2)	(3)	(4)	(5)	(6)
	Tiongkok	0	0	6 255	34 110
84182110	Refrigerator of capacity <= 230l, household & compressiontype	0	0	3 120	1 996
77521	Tiongkok	0	0	3 120	1 996
84186949	Water chillers with refrigeration capacity > 21.10 kW, notfor air conditioning machines	20 500	268 000	0	0
74145	Malaysia	20 500	268 000	0	0
84189910	Parts of evaporators or condensers	0	0	11 178	80 800
74149	India	0	0	664	4 800
	Malaysia	0	0	10 514	76 000
84189990	Parts of refrigerator, freezer & oth refrigerating/ freezingequipment, electric or other; heat pump not	0	0	31 172	283 000
74149	India	0	0	31 172	283 000
84191990	Storage water heaters not for household type, non-electric	3	70	0	0
74182	Francis	3	70	0	0
84193140	Dryers for agricultural product, electrically operated	282 014	465 627	400 631	625 822
74184	Taiwan	282 014	465 627	400 631	625 822
84193190	Dryers for agricultural product, not electrically operated	33 121	77 250	2 140	14 372
74184	Malaysia	33 121	77 250	0	0
	Tiongkok	0	0	2 140	14 372
84193210	Dryers for wood, paper pulp, paper/paperboard, electricallyoperated	19 356	54 600	0	0
74185	Malaysia	19 356	54 600	0	0
84193220	Dryers for wood, paper pulp, paper/paperboard, notelectrically operated	0	0	13 000	33 800
74185	Tiongkok	0	0	13 000	33 800
84193919	Dryer, oth than for agricultural product, wood, paper pulp, paper/paperboard, electrically operated	259	300	0	0
74186	Tiongkok	259	300	0	0
84193920	Dryer, oth than for agricultural product, wood, paper pulp,paper/paperboard, not electrically operated	0	0	112	710
74186	Tiongkok	0	0	112	710
84195010	Cooling towers	35 890	220 773	324	708
74174	Korea Selatan	25 401	132 911	0	0
	Tiongkok	10 489	87 862	324	708
84195091	Heat exchange units, other than cooling tower, electricallyoperated	444 478	1 536 323	614 376	4 908 643
74174	Amerika Serikat	15 153	245 895	15 803	55 937

**Tabel 3 (lanjutan)**  
**Impor Menurut Komoditas (HS) dan Negara Asal Januari - Desember, 2020-2021**

HS/STIC	Deskripsi Komoditas/ Negara Asal	Januari-Desember 2020		Januari-Desember 2021	
		Berat (kg)	Nilai CIF (US\$)	Berat (kg)	Nilai CIF (US\$)
(1)	(2)	(3)	(4)	(5)	(6)
	India	133 807	441 985	0	0
	Korea Selatan	22 920	238 364	0	0
	Singapura	1	70	0	0
	Taiwan	7 671	97 694	0	0
	Tiongkok	264 926	512 315	598 573	4 852 706
84195092 74174	Heat exchange units, other than cooling tower, notnot electrically operated	19 075	201 127	14 010	292 918
	Amerika Serikat	11 445	110 115	8 217	177 485
	Inggris	0	0	1 168	47 515
	Jerman	0	0	2 241	25 665
	Meksiko	7 339	85 907	2 282	40 768
	Tiongkok	291	5 105	102	1 485
84198913 74189	Machinery for processing material by heating, for themanufacture of PCB/PWB/PCA, electrically	2 611	13 861	0	0
	Tiongkok	2 611	13 861	0	0
84198919 74189	Machinery, plant & equipment,oth than for making hot drink/cooking/heating food, electrically operated	8 814	20 555	190 930	1 159 501
	Jerman	0	0	22 710	405 000
	Malaysia	8 814	20 555	22 993	166 200
	Singapura	0	0	692	5 000
	Tiongkok	0	0	144 535	583 301
84198920 74189	Machinery, plant & equipment,oth than for making hot drink/cooking/heating food, not electrically	0	0	52 500	196 310
	Tiongkok	0	0	52 500	196 310
84199019 74190	Parts of mach plant/laboratory for cooking/ similair excl for domestic, electrically operated	1 478 554	4 679 632	2 009 359	14 199 510
	Malaysia	1 473 813	4 665 058	1 713 442	4 027 992
	Polandia	0	0	7 738	813 571
	Singapura	1	93	0	0
	Swedia	0	0	90 261	5 757 932
	Taiwan	4 740	14 481	2 698	3 484
	Tiongkok	0	0	195 220	3 596 531
84199029 74190	Parts of mach plant/ laboratory for cooking/ similar excl for domestic, non-electrically operated	11 361	99 234	3 787	12 441
	Amerika Serikat	0	0	2	99
	Taiwan	0	0	3 785	12 342
	Thailand	10 320	93 233	0	0
	Tiongkok	1 041	6 001	0	0
84201020 74361	Ironing machines or wringers for domestic use	0	0	2 579	10 699
	Tiongkok	0	0	2 579	10 699
84201090 74361	Calendering/rolling mach,oth than for dry film/liquid photoresist/similar on PCB/PWB; ironing	927	5 804	0	0
	Tiongkok	927	5 804	0	0

**Tabel 3 (lanjutan)**  
**Impor Menurut Komoditas (HS) dan Negara Asal Januari - Desember, 2020-2021**

HS/STIC	Deskripsi Komoditas/ Negara Asal	Januari-Desember 2020		Januari-Desember 2021	
		Berat (kg)	Nilai CIF (US\$)	Berat (kg)	Nilai CIF (US\$)
(1)	(2)	(3)	(4)	(5)	(6)
84212119 74361	Purifying machinery and apparatus of a capacity <= 500 l/h for domestic use	48 657	441 766	18 573	63 129
	Singapura	11 500	127 603	0	0
	Tiongkok	37 157	314 163	18 573	63 129
84212122 74361	Filtering or purifying machinery and apparatus for water of a capacity > 500 l/h, electrically operated	102 801	1 657 046	212 821	1 148 918
	Amerika Serikat	60 407	303 718	65 197	262 291
	Jerman	20 182	1 229 417	0	0
	Tiongkok	22 212	123 911	147 624	886 627
84212123 74361	Filtering or purifying machinery and apparatus for water of a capacity > 500 l/h, not electrically	954	12 063	0	0
	Singapura	954	12 063	0	0
84212290 74362	Filtering or purifying beverage other than water machinery of a capacity > 500 l/h, not electrically	89	93	0	0
	India	89	93	0	0
84212311 74363	Oil filters of internal combustion engines for machinery of heading 84.29 or 84.30	29 743	364 949	41 713	759 944
	Amerika Serikat	12 428	165 636	19 404	341 843
	Bosnia And Herzegovina	0	0	4	105
	Francis	0	0	2	46
	Inggris	21	210	369	12 017
	Jepang	13	157	92	2 185
	Jerman	415	4 044	525	8 101
	Meksiko	751	8 401	613	12 229
	Philipina	0	0	8	175
	Republik Ceko	15 355	181 853	19 439	357 320
	Rusia	0	0	2	22
	Thailand	381	2 719	579	4 511
	Tiongkok	379	1 929	676	21 390
84212319 74363	Petrol filters of internal combustion engines for machinery of heading 84.29 or 84.30	10 573	128 385	15 726	300 359
	Amerika Serikat	2 847	38 983	5 347	100 537
	Italia			185	2 105
	Republik Ceko	7 716	89 050	10 194	197 717
	Tiongkok	10	352	0	0
84212321 74363	Oil filters of internal combustion engines for motor vhc of Chapter 87	144	252	0	0
	Tiongkok	144	252	0	0
84212329 74363	Petrol filter of internal combustion engines for motor vhc of Chapter 87	2 246	16 767	593	9 802
	Amerika Serikat	1 598	15 658	541	7 976
	Inggris	0	0	14	568
	Republik Ceko	0	0	38	1 258
	Tiongkok	648	1 109	0	0

**Tabel 3 (lanjutan)**  
**Impor Menurut Komoditas (HS) dan Negara Asal Januari - Desember, 2020-2021**

HS/STIC	Deskripsi Komoditas/ Negara Asal	Januari-Desember 2020		Januari-Desember 2021	
		Berat (kg)	Nilai CIF (US\$)	Berat (kg)	Nilai CIF (US\$)
(1)	(2)	(3)	(4)	(5)	(6)
84212391 74363	Oil filters of internal combustion engines other than formach of heading 84.29/84.30 and motor vehicle	2 278	12 196	722	11 985
	Amerika Serikat	532	9 246	158	2 361
	Inggris	0	0	6	245
	Malaysia	8	64	3	78
	Meksiko	78	664	396	8 203
	Singapura	0	0	2	81
	Tiongkok	1 660	2 222	157	1 017
84212399 74363	Petrol filters for internal combustion engine other than ofmach of heading 84.29/84.30 and motor	697	1 080	229	5 251
	Inggris	0	0	174	4 783
	Tiongkok	697	1 080	33	179
	Libya	0	0	22	289
84212940 74367	Petrol filter oth than for medical/ surgical/ laboratory use,sugar manufacture & oil drilling	8 251	98 269	10 963	212 694
	Amerika Serikat	4 287	48 612	5 093	103 145
	Inggris	411	4 997	206	4 153
	Italia	0	0	202	2 316
	Jepang	45	468	7	172
	Jerman	8	263	0	0
	Philipina	12	160	0	0
	Republik Ceko	3 325	41 812	5 298	98 843
	Tiongkok	100	1 330	157	4 065
	Libya	63	627	0	0
84212950 74367	Oil filter oth than for medical/surgical/laboratory use,sugar manufacture & oil drilling operations	19 187	227 848	21 567	449 316
	Amerika Serikat	7 413	92 251	5 739	114 461
	Inggris	0	0	155	6 264
	Italia	666	7 222	241	2 752
	Jepang	627	7 640	44	1 060
	Jerman	175	2 399	146	3 015
	Malaysia	110	1 030	19	328
	Meksiko	1 851	25 918	6 968	152 549
	Philipina	3 615	44 626	5 422	106 019
	Republik Ceko	940	11 198	981	21 648
	Singapura	18	20	8	205
	Taiwan	5	35	1	34
	Tiongkok	3 767	35 509	1 840	40 925
	Turki	0	0	3	56
84212990 74367	Filtering/purifying mach & aparatus, oth than for medical/surgical/laboratory,sugar manufacture&oil	2 245 727	13 752 789	226 577	1 566 416
	Amerika Serikat	0	0	2	42
	Jerman	1 070 688	2 100 657	75	1 373
	Meksiko	0	0	101	2 435
	Singapura	543	694	0	0
	Tiongkok	1 174 496	11 651 438	226 399	1 562 566



**Tabel 3 (lanjutan)**  
**Impor Menurut Komoditas (HS) dan Negara Asal Januari - Desember, 2020-2021**

HS/STIC	Deskripsi Komoditas/ Negara Asal	Januari-Desember 2020		Januari-Desember 2021	
		Berat (kg)	Nilai CIF (US\$)	Berat (kg)	Nilai CIF (US\$)
(1)	(2)	(3)	(4)	(5)	(6)
84213110 74364	Intake air filters of internal combustion engines for machof heading 84.29 or 84.30	8 551	86 961	5 424	123 325
	Amerika Serikat	108	1 321	365	8 112
	Inggris	0	0	15	633
	Jerman	608	9 584	228	6 556
	Meksiko	0	0	20	451
	Republik Ceko	9	123	264	5 927
	Tiongkok	7 826	75 933	4 532	101 646
84213120 74364	Intake air filters of internal combustion engines for motorvehicles of Chapter 87	1 166	1 643	57	360
	Tiongkok	1 166	1 643	57	360
84213190 74364	Intake air filters for internal combustion engines oth thanof mach of heading 84.29/84.30 and motor vhcl	4 488 088	16 271 430	5 488 323	36 792 380
	Amerika Serikat	1 280	16 828	919	19 564
	Bosnia And Herzegovina	116	1 676	156	4 294
	Inggris	121	1 664	165	5 042
	Italia	812	10 517	123	1 563
	Jepang	121	984	217	5 622
	Jerman	1 202	16 933	901	19 180
	Malaysia	213	1 982	31	623
	Meksiko	1 400	14 184	1 855	36 554
	Republik Ceko	659	8 590	541	12 373
	Singapura	332	361	3	98
	Taiwan	8 763	17 776	0	0
	Tiongkok	4 473 069	16 179 935	5 483 412	36 687 467
84213920 74369	Air purifiers	4	134	0	0
	Jerman	4	134	0	0
84213990 74369	Filtering/purifying mach & aparatus for gases	111 386	399 257	171 166	460 053
	Afrika Selatan	163	1 552	146	4 039
	Amerika Serikat	1 160	13 199	964	24 432
	Bosnia And Herzegovina	0	0	18	229
	Brazil	2	46	0	0
	Inggris	15	332	57	1 920
	Jepang	42	577	35	722
	Jerman	105	1 859	22	459
	Meksiko	283	3 475	452	9 133
	Philipina	4	68	35	816
	Republik Ceko	77	816	34	570
	Singapura	1	25	0	0
	Tiongkok	109 534	377 308	169 403	417 733
84219929 74395	Filtering cartridges of petrol filter of mach of heading 84.29 or 84.30 and motor vehicle of chapter 87	1 523	13 434	3 359	16 545
	Amerika Serikat	96	929	20	550
	Belarus	0	0	3 339	15 995

**Tabel 3 (lanjutan)**  
**Impor Menurut Komoditas (HS) dan Negara Asal Januari - Desember, 2020-2021**

HS/STIC	Deskripsi Komoditas/ Negara Asal	Januari-Desember 2020		Januari-Desember 2021	
		Berat (kg)	Nilai CIF (US\$)	Berat (kg)	Nilai CIF (US\$)
(1)	(2)	(3)	(4)	(5)	(6)
	Tiongkok	1 427	12 505	0	0
84219994 74395	Parts of filtering machinery&apparatus of capacity<=500 l/hfor domestic use	3 209	7 479	1 463	4 290
	Tiongkok	3 209	7 479	1 463	4 290
84219996 74395	Part of internal combustion engine oil filter for mach ofhead 84.29/84.30 & oth than for those/motor vhcl	6	138	4	72
	Amerika Serikat	5	77	4	72
	Singapura	1	61	0	0
84219998 74395	Part of oil filter oth than for medical/ surgical/ laboratorysugar manufacture&oil drilling &	1 438	17 130	3 187	24 740
	Amerika Serikat	1 052	12 224	635	13 195
	Australia	191	2 754	127	2 763
	India	0	0	3	110
	Inggris	78	1 108	92	2 504
	Italia	0	0	13	164
	Jepang	6	66	130	3 124
	Meksiko	2	33	0	0
	Philipina	0	0	23	589
	Republik Ceko	94	793	35	808
	Tiongkok	15	152	2 129	1 483
84219999 74395	Part of filtering/purifying mach & aparatus for liquid/gas	174 253	4 142 586	1 177 285	5 296 847
	Amerika Serikat	14 160	692 158	0	0
	Jerman	11	117	94	10 366
	Malaysia	2 088	47 591	90	292
	Tiongkok	157 994	3 402 720	1 177 101	5 286 189
84222000 74523	Machinery for cleaning/drying bottles/other containers	0	0	2 804	117 601
	Swedia	0	0	2 804	117 601
84223000 74527	Mach for filling,closing,sealing/labelling bottle/can/box/oth; capsuling	26 590	188 372	13 138	620 506
	Jepang	0	0	12 780	620 064
	Taiwan	604	15 000	0	0
	Tiongkok	25 986	173 372	358	442
84224000 74527	Packing/wrapping mach (including heat-shrink wrapping mach)	35 819	744 107	623	1 288
	Korea Selatan	8 380	320 000	0	0
	Malaysia	4 039	19 577	0	0
	Thailand	5 900	386 993	0	0
	Tiongkok	17 500	17 537	623	1 288
84229090 74529	Parts of machine of heading 84.22, oth than of dish washingmachines for household type	4 404	29 386	0	0
	Tiongkok	4 404	29 386	0	0

**Tabel 3 (lanjutan)**  
**Impor Menurut Komoditas (HS) dan Negara Asal Januari - Desember, 2020-2021**

HS/STIC	Deskripsi Komoditas/ Negara Asal	Januari-Desember 2020		Januari-Desember 2021	
		Berat (kg)	Nilai CIF (US\$)	Berat (kg)	Nilai CIF (US\$)
(1)	(2)	(3)	(4)	(5)	(6)
84231010 74532	Personal weighing machine, including baby scale; householdscale, electrically operated Tiongkok	40	248	0	0
84233010 74531	Constant weight scale machinery of material into a bag or container, including hopper scale, electrically Tiongkok	78 056	146 986	63 430	50 336
84238110 74531	Weighing mach of capacity <= 30 kg, electrically operated, oth than of subhead 8421.10, 8423.20 or Singapura	1	44	0	0
84238910 74531	Weighing mach of capacity > 5,000kg, electrically operated, oth than of subhead 8421.10, 8423.20, or Tiongkok	3 964	26 446	0	0
84239029 74539	Part of weighing machinery, not electrically operated, oth than of weighing machine weight Tiongkok	544	3 017	0	0
84242019 74562	Spray gun & similar appliance, electrically operated, oth than for agricultural / horticultural Tiongkok	0	0	305 046	775 527
84242029 74562	Spray gun & similar appliance, not electrically operated, other than for agricultural / horticultural Tiongkok	12 423	48 365	0	0
84243000 74563	Steam/sand blasting mach & similar jet projecting mach Italia Tiongkok	0	0	9 577	714 501
84244110 74564	Portable hand-operated insecticide sprayer Tiongkok	62 778	208 510	32 645	125 986
84244120 74564	Portable sprayer oth than hand-operated insecticide, notelectrically operated, for Tiongkok	8 592	25 570	1 788	6 590
84244190 74564	Portable sprayer oth than hand-operated insecticide, electrically operated, for Tiongkok	20 537	68 640	11 737	48 280
84244910 74564	Un-portable sprayer, electrically operated, for agricultural/ horticultural Tiongkok	19 182	63 761	0	0
84248210 74564	Drip irrigation systems Malaysia Swedia	8 276	37 995	12 649	74 326
		0	0	425	17 823

**Tabel 3 (lanjutan)**  
**Impor Menurut Komoditas (HS) dan Negara Asal Januari - Desember, 2020-2021**

HS/STIC	Deskripsi Komoditas/ Negara Asal	Januari-Desember 2020		Januari-Desember 2021	
		Berat (kg)	Nilai CIF (US\$)	Berat (kg)	Nilai CIF (US\$)
(1)	(2)	(3)	(4)	(5)	(6)
84248910 74565	Hand-operated household sprayers of capacity <= 3 l	5 426	18 417	0	0
	Tiongkok	5 426	18 417	0	0
84248990 74565	Mechanical appliances, not electrically operated, oth thanfor agricultural/horticultural	653	3 571	10 557	117 082
	Malaysia	653	3 571	0	0
	Tiongkok	0	0	10 557	117 082
84249095 74568	Parts of goods of subheading 8424.41.90, 8424.49.10 or 8424.82.20	230	669	0	0
	Tiongkok	230	669	0	0
84249099 74568	Parts of goods of subheading 8424.89.10, 8424.89.20,8424.89.40, 8424.89.50 or 8424.89.90	1 477	9 852	3	70
	Amerika Serikat	0	0	3	70
	Tiongkok	1 477	9 852		
84251100 74421	Pulley tackle and hoists oth than skip hoist/hoist used forraising vehicle, powered by electric motor	384 203	1 769 244	8 342	86 273
	Tiongkok	384 203	1 769 244	8 342	86 273
84251900 74421	Pulley tackle and hoists oth than skip hoist/hoist used forraising vehicle, powered oth than by electric	664	3 682	2 582	4 400
	Tiongkok	664	3 682	2 582	4 400
84253100 74425	Winches; capstans, powered by electric motor	0	0	52 735	185 021
	Tiongkok	0	0	51 862	178 521
	Vietnam	0	0	873	6 500
84253900 74425	Winches; capstans, powered oth than by electric motor	3 036	6 424	70 632	203 780
	Tiongkok	3 036	6 424	70 632	203 780
84254290 74443	Jacks not used in tipping mechanisms for lorries, hydraulic	1 783	28 178	1 131	3 105
	Amerika Serikat	835	16 357	0	0
	Tiongkok	948	11 821	1 131	3 105
84254910 74449	Hoists used for raising vehicles, electrically operated	845	2 392	0	0
	Tiongkok	845	2 392	0	0
84254920 74449	Hoists used for raising vehicles, not electrically operated	0	0	24 174	41 202
	Tiongkok	0	0	24 174	41 202
84261100 74431	Overhead travelling cranes on fixed support	220	1 469	15 807	87 924
	Singapura	0	0	745	13 801
	Tiongkok	220	1 469	15 062	74 123

**Tabel 3 (lanjutan)**  
**Impor Menurut Komoditas (HS) dan Negara Asal Januari - Desember, 2020-2021**

HS/STIC	Deskripsi Komoditas/ Negara Asal	Januari-Desember 2020		Januari-Desember 2021	
		Berat (kg)	Nilai CIF (US\$)	Berat (kg)	Nilai CIF (US\$)
(1)	(2)	(3)	(4)	(5)	(6)
84261200 74432	Mobile lifting frames on tyres and straddle carriers	11 618	211 202	0	0
	Kanada	11 618	211 202	0	0
84261990 74433	Transporter cranes	4 290 398	20 043 908	61 890	59 708
	Tiongkok	2 901 030	16 935 008	61 890	59 708
	Vietnam	1 389 368	3 108 900	0	0
84262000 74434	Tower cranes	566 100	1 396 298	0	0
	Tiongkok	566 100	1 396 298	0	0
84264100 74437	Ships' derrick & works trucks fitted with crane on tyres, self-propelled	0	0	141 600	785 552
	Tiongkok	0	0	141 600	785 552
84272000 74412	Self-propelled trucks powered oth than by an electric motor	14 502	17 854	40 714	189 434
	Tiongkok	14 502	17 854	40 714	189 434
84279000 74413	Fork-lift trucks	100	555	0	0
	Tiongkok	100	555	0	0
84281031 74481	Lifts for passengers	43 430	125 560	0	0
	Tiongkok	43 430	125 560	0	0
84282010 74471	Pneumatic elevator & conveyor used for agriculture	3 758	5 486	10 250	11 102
	Taiwan	0	0	59	264
	Tiongkok	3 758	5 486	10 191	10 838
84282090 74471	Pneumatic elevator & conveyor used oth than for agriculture	4 532	7 048	24 202	79 567
	Tiongkok	4 532	7 048	24 202	79 567
84283210 74473	Continuous-action elevator & conveyor, bucket type,used for agriculture	18 717	58 361	13 228	23 659
	Taiwan	65	330	0	0
	Tiongkok	15 964	51 835	13 228	23 659
	Vietnam	2 688	6 196	0	0
84283290 74473	Continuous-action elevator & conveyor, bucket type,other than used for agriculture	210 886	598 333	20 958	60 528
	Malaysia	42 607	112 515	0	0
	Taiwan	7 758	17 752	0	0
	Tiongkok	158 925	464 573	19 026	53 086
	Vietnam	1 596	3 493	1 932	7 442
84283310 74474	Continuous-action elevator & conveyor, belt type,used for agriculture	54 060	163 551	49 207	50 841
	Tiongkok	40 311	132 769	0	0
	Vietnam	13 749	30 782	49 207	50 841

**Tabel 3 (lanjutan)**  
**Impor Menurut Komoditas (HS) dan Negara Asal Januari - Desember, 2020-2021**

HS/STIC	Deskripsi Komoditas/ Negara Asal	Januari-Desember 2020		Januari-Desember 2021	
		Berat (kg)	Nilai CIF (US\$)	Berat (kg)	Nilai CIF (US\$)
(1)	(2)	(3)	(4)	(5)	(6)
84283390 74474	Continuous-action elevator & conveyor, belt type, other than used for agriculture	46 879	167 191	47 819	137 205
	Tiongkok	46 879	167 191	43 293	131 716
	Vietnam	0	0	4 526	5 489
84283910 74479	Continuous-action elevator & conveyor, oth than bucket&belttype, used for agriculture	11 891	28 349	39 842	49 125
	Taiwan	0	0	394	780
	Tiongkok	11 891	28 349	39 448	48 345
84283990 74479	Continuous-action elevator & conveyor, oth than bucket&belttype, other than used for agriculture	185 216	916 801	56 842	476 963
	Amerika Serikat	0	0	2 214	43 000
	Italia	0	0	7 945	30 976
	Jerman	16 790	198 349	16 790	211 811
	Malaysia	0	0	3 391	10 610
	Taiwan	13 577	31 066	0	0
	Thailand	15 256	211 630	51	960
	Tiongkok	139 593	475 756	26 451	179 606
84284000 74485	Escalators and moving walkways	18 630	59 777	0	0
	Tiongkok	18 630	59 777	0	0
84289090 74489	Lifting/handling/loading/unloading mach oth than escalator, lift, conveyor, teleferic, auto mach of	180 593	665 094	442 853	2 075 207
	Afrika Selatan	10 300	125 992	0	0
	Jerman	182	5 523	20 600	344 553
	Taiwan	0	0	38	75
	Tiongkok	170 111	533 579	422 215	1 730 579
84291900 72311	Bulldozers and angledozers, oth than track laying	47 002	229 496	0	0
	Tiongkok	47 002	229 496	0	0
84295200 72322	Machinery shovels with a 360° revolving superstructu	0	0	32 700	346 951
	Tiongkok	0	0	32 700	346 951
84295900 72329	Mechanic shovels, excavators & shove loaders, excl front-end shovel, mach 360 revolving superstructure	0	0	18 000	135 824
	Tiongkok	0	0	18 000	135 824
84303900 72343	Coal/rock cutters and tunneling machine, not self-propelled	4 623	147 800	0	0
	Tiongkok	4 623	147 800	0	0
84304100 72337	Oth boring/sinking machinery, self-propelled	12 980	93 763	0	0
	Australia	12 980	93 763	0	0
84306900 72347	Oth moving, grading, levelling, scraping machinery/ similars, for earth, minerals/ores, not self-propelled,	504	1 702	0	0
	Tiongkok	504	1 702	0	0

**Tabel 3 (lanjutan)**  
**Impor Menurut Komoditas (HS) dan Negara Asal Januari - Desember, 2020-2021**

HS/STIC	Deskripsi Komoditas/ Negara Asal	Januari-Desember 2020		Januari-Desember 2021	
		Berat (kg)	Nilai CIF (US\$)	Berat (kg)	Nilai CIF (US\$)
(1)	(2)	(3)	(4)	(5)	(6)
84311019 74491	Parts suitable for used oth of electric pulley tackle & hoists, winches and capstans, jacks	0	0	16 370	28 694
	Tiongkok	0	0	16 370	28 694
84311029 74491	Parts suitable for used oth of non-electric pulley tackle& hoists, winches and capstans, jacks	4 601	7 595	0	0
	Tiongkok	4 601	7 595	0	0
84312010 74492	Parts suitable for used of self-propelled fork-lift trucks	79	691	27	623
	Amerika Serikat	14	153	21	477
	Jepang	65	538	0	0
	Tiongkok	0	0	6	146
84312090 74492	Parts suitable for used of not self-propelled fork-lifttrucks	390	452	610	6 164
	Tiongkok	390	452	610	6 164
84313110 74493	Parts suitable for used of passengers lifts&escalatorsand moving walkways	888	2 431	2 206	12 083
	Tiongkok	888	2 431	2 206	12 083
84313910 74494	Part suitable for mach 84.28,excl lift,skip hoist/escalator, of subhead 8428.20.10/ 8428.32.10/	3 476	10 722	0	0
	India	3 476	10 722	0	0
84313950 74494	Parts suitable for machinery 84.28,oth than lift,skip hoist/escalators, of goods of subhead 8428.90	0	0	1 399	26 500
	Thailand	0	0	1 399	26 500
84313990 74494	Parts suitable for oth machinery 84.28, oth than lift,skip hoist/escalators	73 459	170 309	1 100 895	5 044 058
	Finlandia	0	0	23 686	372 345
	Malaysia	0	0	9 617	39 490
	Taiwan	0	0	161	209
	Tiongkok	73 459	170 309	1 067 431	4 632 014
84314110 72391	Buckets, shovels, grabs and grips,for ships' derricks, cranes, mobile lifting and work truck fitted with a	22 023	143 109	0	0
	Kanada	22 023	143 109	0	0
84314190 72391	Buckets, shovels, grabs and grips,for fork-lift trucks, oth works trucks fitted with lifting/handling	3 633	36 765	2 405	5 776
	Hungaria	80	816	0	0
	Kanada	1 477	26 855	0	0
	Taiwan	76	170	2 405	5 776
	Tiongkok	2 000	8 924	0	0
84314200 72392	Bulldozer or angledozer blades	2 209	9 991	0	0
	Tiongkok	2 209	9 991	0	0
84314300 72393	Parts of boring/sinking machinery of oth boring/sinkingmachinery	4 707	19 834	0	0
	Tiongkok	4 707	19 834	0	0

**Tabel 3 (lanjutan)**  
**Impor Menurut Komoditas (HS) dan Negara Asal Januari - Desember, 2020-2021**

HS/STIC	Deskripsi Komoditas/ Negara Asal	Januari-Desember 2020		Januari-Desember 2021	
		Berat (kg)	Nilai CIF (US\$)	Berat (kg)	Nilai CIF (US\$)
(1)	(2)	(3)	(4)	(5)	(6)
84314910 72399	Parts suitable for ships derricks, cranes, oth than buckets,shovels, grabs and grips, bulldozer/ Tiongkok	11 959	32 547	34 831	86 256
84314920 72399	Cutting edges or end bits for scrapers, graders/ levellers Amerika Serikat	0	0	454	5 198
	Inggris	5 514	39 858	341	9 131
	Tiongkok	0	0	3 456	88 284
84314950 72399	Parts of road rollers Tiongkok	0	0	7	110
84314990 72399	Oth parts suitable use of oth moving, grading, levelling, scraping, excavating, tamping, compacting Amerika Serikat	261 304	2 395 728	215 386	2 913 029
	Brazil	34 820	368 296	18 855	365 817
	Francis	2 820	50 249	1	33
	Hungaria	24 541	211 248	8 806	154 782
	India	0	0	11	191
	Inggris	20 366	208 956	3 490	59 136
	Italia	4 894	43 436	4 268	133 112
	Jepang	19 929	183 197	22 488	413 230
	Jerman	1 761	17 421	2 438	46 298
	Kanada	4 883	46 221	954	20 471
	Korea Selatan	833	8 138	70	1 041
	Meksiko	9 758	107 107	11 167	233 233
	Republik Ceko	30 226	315 733	5 394	101 879
	Selandia Baru	0	0	139	1 647
	Spanyol	1 087	11 812	982	22 593
	Taiwan	356	2 894	0	0
	Tiongkok	32	387	0	0
84321000 72111	Ploughs Tiongkok	104 998	820 633	136 323	1 359 566
84322100 72113	Disc harrows Tiongkok	348	1 177	0	0
84322900 72113	Scarifiers, cultivators, weeders, hoesand oth harrows Thailand	386	1 304	0	0
	Tiongkok	386	1 304	0	0
84324200 72112	Fertiliser distributor Tiongkok	12 777	45 408	82 668	357 171
		5 130	23 635	74 550	328 590
		7 647	21 773	8 118	28 581
		142	481	0	0
		142	481	0	0



**Tabel 3 (lanjutan)**  
**Impor Menurut Komoditas (HS) dan Negara Asal Januari - Desember, 2020-2021**

HS/STIC	Deskripsi Komoditas/ Negara Asal	Januari-Desember 2020		Januari-Desember 2021	
		Berat (kg)	Nilai CIF (US\$)	Berat (kg)	Nilai CIF (US\$)
(1)	(2)	(3)	(4)	(5)	(6)
84328010 72118	Other machinery for soil preparation/cultivation of agricultural/horticultural	0	0	105 238	702 116
	Swedia	0	0	9 186	309 907
	Tiongkok	0	0	96 052	392 209
84329090 72119	Parts of oth agricultural, horticultural/forestry mach for soil preparation/cultivation	0	0	4 050	23 050
	Thailand	0	0	4 050	23 050
84335100 72122	Combined harvester-threshers machinery	224 086	1 628 705	308 685	2 413 545
	Thailand	195 240	1 402 157	289 370	2 265 447
	Tiongkok	28 846	226 548	19 315	148 098
84336010 72126	Machine for cleaning, sorting/grading eggs, fruit/oth agricultural produce, electric	0	0	650	7 739
	Tiongkok	0	0	650	7 739
84339010 72129	Parts of castors wheels, of a diameter 100 mm < diameter < 250mm wheel's width > 30mm	15 778	32 220	0	0
	Tiongkok	15 778	32 220	0	0
84339090 72129	Parts of oth harvesting/threshing machinery	18 914	45 766	792	1 458
	Thailand	195	1 417	143	1 044
	Tiongkok	18 719	44 349	649	414
84351010 72191	Presses, crushers & similar mach. used in manfc of wine, cider fruit juices/similar, electrically operated	8 420	95 535	0	0
	Malaysia	6 820	67 465	0	0
	Thailand	1 600	28 070	0	0
84361010 72196	Machinery for preparing animal feeding stuffs, electrically operated	30 656	133 276	0	0
	Malaysia	15 756	105 417	0	0
	Tiongkok	14 900	27 859	0	0
84362110 72195	Poultry incubators & brooders, electrically operated	81 321	1 046 492	0	0
	Belgia	81 321	1 046 492	0	0
84362910 72195	Poultry-keeping machinery, electric operated	90 513	333 058	230 538	816 391
	Malaysia	39 527	159 850	160 996	594 391
	Rusia	50 986	173 208	69 542	222 000
84362920 72195	Poultry-keeping machinery, not electric operated	0	0	20 400	287 432
	Inggris	0	0	20 400	287 432
84368011 72196	Oth agricultural/horticultural machinery, electrically operated	0	0	24 900	47 730
	Tiongkok	0	0	24 900	47 730

**Tabel 3 (lanjutan)**  
**Impor Menurut Komoditas (HS) dan Negara Asal Januari - Desember, 2020-2021**

HS/STIC	Deskripsi Komoditas/ Negara Asal	Januari-Desember 2020		Januari-Desember 2021	
		Berat (kg)	Nilai CIF (US\$)	Berat (kg)	Nilai CIF (US\$)
(1)	(2)	(3)	(4)	(5)	(6)
84368019 72196	Oth forestry, poultry-keep/bee-keep machinery, electricallyoperated Italia	4 060	27 924	0	0
84368029 72196	Oth forestry, poultry-keep/bee-keep machinery, notelectrically operated Tiongkok	0	0	1 177	7 904
84371010 72127	Mach. for cleaning,sorting/grading seed for grains; winnowing & similar clean mach, electrically Tiongkok	47 149	99 530	66 706	94 669
84371030 72127	Mach. for cleaning,sorting/grading seed for oth than grainselectrically operated Tiongkok	74 665	127 448	82 975	79 970
	Vietnam	74 459	127 021	82 975	79 970
		206	427	0	0
84378010 72711	Rice hullers & cone type rice mills machinery, electricallyoperated Vietnam	377	617	141 100	143 549
		377	617	141 100	143 549
84378051 72711	Polishing mach. for rice,sifting&sieving mach bran cleaning&husking mach, electrically operated Vietnam	60 792	55 900	96 231	76 650
		60 792	55 900	96 231	76 650
84378059 72711	Other machine used in the milling indust or working of cerals, electrically operated Tiongkok	32 553	52 548	29 894	36 537
	Vietnam	0	0	20 814	27 898
		32 553	52 548	9 080	8 639
84378069 72711	Other machine used in the milling indust or working of cerals, not electrically operated Malaysia	35 788	218 352	3 412	21 740
	Taiwan	32 867	212 427	0	0
	Tiongkok	2 921	5 925	0	0
		0	0	3 412	21 740
84379011 72719	Parts of elect operated mach for cleaning, sorting/gradingseed, grain/dried vegetables Tiongkok	5 055	11 730	0	0
		5 055	11 730	0	0
84379019 72719	Parts of elect operated mach for used in the milling industry/for the working of cereals/dried vegetables Tiongkok	26 715	56 510	56 029	76 147
	Vietnam	2 776	10 766	48 010	67 120
		23 939	45 744	8 019	9 027
84379029 72719	Parts of non elect operated mach for used in the milling industry/for the working of cereals/dried Tiongkok	5 492	8 407	20 502	69 052
		5 492	8 407	20 502	69 052
84381010 72722	Bakery mach&mach.for manufacture of macarony, spagettior similar products, electrically operated Tiongkok	0	0	1 253	1 548
		0	0	1 253	1 548
84386010 72722	Mach.for the preparation of fruits, nuts or vegetables, electrically operated Malaysia	7 917	51 839	0	0
		7 370	49 787	0	0

**Tabel 3 (lanjutan)**  
**Impor Menurut Komoditas (HS) dan Negara Asal Januari - Desember, 2020-2021**

HS/STIC	Deskripsi Komoditas/ Negara Asal	Januari-Desember 2020		Januari-Desember 2021	
		Berat (kg)	Nilai CIF (US\$)	Berat (kg)	Nilai CIF (US\$)
(1)	(2)	(3)	(4)	(5)	(6)
	Tiongkok	547	2 052	0	0
84388091 72722	Other machine for the industrial preparation/ manufacture,electrically operated	7 797	61 587	3 755	111 844
	Tiongkok	7 797	61 587	3 755	111 844
84399100 72591	Part of machine for making pulp of fibrous cellulosic material	442 448	5 035 596	4 335	407 900
	Estonia	105 457	1 677 700	0	0
	Finlandia	79 933	995 804	0	0
	Italia	1 580	31 916	0	0
	Lithuania	72 420	305 251	0	0
	Swedia	27 232	753 609	0	0
	Thailand	155 826	1 271 316	0	0
	Tiongkok	0	0	4 335	407 900
84399900 72521	Parts of machine for making/finishing paper/ paperboard	7 542	191 690	246 151	3 606 709
	Brazil	0	0	16	331
	Finlandia	0	0	5 100	177 654
	Italia	0	0	9 631	203 033
	Tiongkok	7 542	191 690	231 404	3 225 691
84411010 72521	Cutting paper pulp, paper/paperboard machines,electrically operated	0	0	3 743	30 783
	Tiongkok	0	0	3 743	30 783
84414010 72527	Mach.for moulding articles in paper pulp, paper/paperboardelectrically operated	0	0	1 502 970	21 438 619
	Tiongkok	0	0	1 502 970	21 438 619
84418010 72529	Oth machinery for making up paper pulp, paper/paperboardelectrically operated	0	0	9 560	94 000
	Tiongkok	0	0	9 560	94 000
84419010 72599	Parts of mach.for making up paper pulp, paper/paperboard,of electrically operated machines	0	0	21 376	106 385
	Italia	0	0	21 376	106 385
84423010 72631	Mach,aparatus&equip for preparing/making plates, cylinders/other printing components, electrically	0	0	52	66
	Taiwan	0	0	52	66
84431100 72665	Offset printing machinery, reel-fed	65 720	180 000	0	0
	Swedia	65 720	180 000	0	0
84431700 72665	Gravure printing machinery	5 275	9 408	0	0
	Tiongkok	5 275	9 408	0	0
84431900 72669	Oth printing machinery used for printing by means of otherprinting components of heading 84.42	0	0	196	115
	Tiongkok	0	0	196	115

**Tabel 3 (lanjutan)**  
**Impor Menurut Komoditas (HS) dan Negara Asal Januari - Desember, 2020-2021**

HS/STIC	Deskripsi Komoditas/ Negara Asal	Januari-Desember 2020		Januari-Desember 2021	
		Berat (kg)	Nilai CIF (US\$)	Berat (kg)	Nilai CIF (US\$)
(1)	(2)	(3)	(4)	(5)	(6)
84433111 75194	Colour printer copier, printing by the ink-jet process, capable of connect to an auto data process Singapura	2	50	0	0
84433129 75194	Non-colour printer copier, printing by the laser process, capable of connect to an auto data process Singapura	2	73	0	0
84439100 72699	Parts & acc of printing mach used for printing by means of plates, cyclinder & oth printing Singapura	1	56	0	0
84439920 75197	Ink-filled printer cartridges Singapura	1	35	15	25
	Tiongkok	0	0	15	25
84439990 75197	Parts and accessories of other printing machinery Singapura	9	290	0	0
	Tiongkok	2	140	0	0
	Tiongkok	7	150	0	0
84485900 72468	Other parts&acc or auxiliary machinery of knitting mach, stitch-bonding mach&mach for gimped yarn, Tiongkok	327	1 480	0	0
84501110 77511	Household/laundry-type washing mach, full-auto mach, each of a dry linen capacity<=6 kg Tiongkok	4	105	0	0
84501190 77511	Household/laundry-type washing mach, full-auto mach, each of a dry linen capacity>6 kg but<=10kg Tiongkok	0	0	2 318	1 483
84501999 77511	Other household/laundry-type washing mach, not electrically operated, each of a dry linen capacity>6 Belanda	1	51	0	0
		1	51	0	0
84502000 72471	Household/laundry-type washing mach, each of a dry linen capacity>10kg Tiongkok	0	0	1 289	5 349
		0	0	1 289	5 349
84512900 72473	Drying machines, each of a dry linen capacity>10 kg Tiongkok	0	0	2 732	11 332
		0	0	2 732	11 332
84515000 72474	Machines for reeling, unreeling, folding, cutting/pinking textile fabrics Tiongkok	0	0	2 468	29 422
		0	0	2 468	29 422
84522100 72435	Other sewing machines, automatic units Tiongkok	94	193	12 405	138 296
		94	193	12 405	138 296

**Tabel 3 (lanjutan)**  
**Impor Menurut Komoditas (HS) dan Negara Asal Januari - Desember, 2020-2021**

HS/STIC	Deskripsi Komoditas/ Negara Asal	Januari-Desember 2020		Januari-Desember 2021	
		Berat (kg)	Nilai CIF (US\$)	Berat (kg)	Nilai CIF (US\$)
(1)	(2)	(3)	(4)	(5)	(6)
84529012 72439	Furniture, bases and covers and parts there of householdtype of sewing machines Tiongkok	0	0	333	2 620
84529019 72439	Oth parts of sewing machines of machinery of householdtype of sewing machines Singapura	1	58	0	0
84529099 72439	Oth parts of sewing machines of machinery of non householdtype of sewing machines Tiongkok	7	41	0	0
84549000 73719	Partrs of converts, ladles, ingot moulds & casting machines Malaysia	4 808	11 067	0	0
84552200 73721	Cold rolling mills Vietnam	43 468	106 152	72 819	269 787
84559000 73729	Other part of rolling mills oth than rolls Tiongkok	0	0	1 285	10 500
84561100 73111	Mach tool for work any material by removal material,operated by laser Tiongkok	0	0	1 315	15 484
84564090 73114	Mach tool for work any material by removal material,by plasma arc processes, for oth than Tiongkok	0	0	230	2 713
84594910 73146	Other boring machines, not numerically controlled,electrically operated Tiongkok	0	0	261	2 144
84597010 73157	Other threading or tapping machines, electrically operated Tiongkok	2 154	850	0	0
84602910 73164	Other grinding machines, not numerically controlled,electrically operated Tiongkok	0	0	308	654
84603910 73166	Oth sharpening (tool/cutter grinding) mach, not numericallycontrolled, electrically operated Italia Tiongkok	9 096	155 677	0	0
84614010 73175	Gear cutting, gear grinding/gear finishing machines, electrically operated Tiongkok	0	0	3 750	7 920
84615010 73177	Sawing or cutting-off machines, electrically operated Tiongkok	375	340	12 000	50 600
		375	340	0	0

**Tabel 3 (lanjutan)**  
**Impor Menurut Komoditas (HS) dan Negara Asal Januari - Desember, 2020-2021**

HS/STIC	Deskripsi Komoditas/ Negara Asal	Januari-Desember 2020		Januari-Desember 2021	
		Berat (kg)	Nilai CIF (US\$)	Berat (kg)	Nilai CIF (US\$)
(1)	(2)	(3)	(4)	(5)	(6)
	Vietnam	0	0	12 000	50 600
84621010 73311	Forging or die-stamping (incl presses) & hammers, electrically operated	664	1 532	1 250	2 500
	Tiongkok	664	1 532	1 250	2 500
84622100 73312	Bending, folding, straightening/flattering mach (incl presses), numerically controlled	0	0	7 345	60 000
	Tiongkok	0	0	7 345	60 000
84622910 73313	Bending, folding, straightening/flattering mach (incl presses), not numerically controlled, electrically	45 147	117 024	38 776	136 578
	Tiongkok	17 658	37 660	377	800
	Vietnam	27 489	79 364	38 399	135 778
84622920 73313	Bending, folding, straightening/flattering mach (incl presses), not numerically controlled, not electric	202	2 318	0	0
	Tiongkok	202	2 318	0	0
84624100 73316	Punching/notching machines (incl presses),incl combined punching&shearing mach, numerically	769	4 820	0	0
	Tiongkok	769	4 820	0	0
84624910 73317	Punching/notching machines (incl presses),incl combined punching&shearing, not numerically	0	0	9 003	29 835
	Vietnam	0	0	9 003	29 835
84629100 73318	Hydraulic presses	132	713	0	0
	Tiongkok	132	713	0	0
84631010 73391	Draw-benches for bars, tubes, profiles, wire/the like, electrically operated	120 004	359 500	12 429	41 024
	Tiongkok	120 004	359 500	12 429	41 024
84633010 73395	Machines for working wire, electrically operated	110 177	305 500	6 425	114 811
	Tiongkok	110 177	305 500	6 425	114 811
84639010 73399	Other mach-tools for working metals/cermets, w/o removing material, electrically operated	0	0	3 000	6 336
	Tiongkok	0	0	3 000	6 336
84642020 72811	Grinding/polishing mach for working stone, ceramics/likemineral material/for cold-work	59	778	0	0
	Tiongkok	59	778	0	0
84649010 72811	Oth machines for working stone, ceramics/like mineral materials/for cold-working glass, electrically	0	0	5 160	7 849
	Tiongkok	0	0	5 160	7 849
84659120 72812	Oth sawing machines for scoring PCB/ PWB or PCB/PWB substrates, electrically operated	80 883	210 697	79 102	183 816
	Tiongkok	80 883	210 697	79 102	183 816

**Tabel 3 (lanjutan)**  
**Impor Menurut Komoditas (HS) dan Negara Asal Januari - Desember, 2020-2021**

HS/STIC	Deskripsi Komoditas/ Negara Asal	Januari-Desember 2020		Januari-Desember 2021	
		Berat (kg)	Nilai CIF (US\$)	Berat (kg)	Nilai CIF (US\$)
(1)	(2)	(3)	(4)	(5)	(6)
84659220 72812	Oth planing, milling/moulding (by cutting) machines,electrically operated Tiongkok	102 606	180 217	0	0
84659310 72812	Grinding, sanding or polishing machines, for working woodcork, bone/similar hard materials, electrically Jepang Tiongkok	29 119	353 741	0	0
84659320 72812	Grinding, sanding or polishing machines, for working woodcork, bone/similar hard materials,not Tiongkok	3 781	20 444	1 613	11 500
84659410 72812	Bending/assembling mach, for working wood, cork, bone/similar hard materials, electrically operated Tiongkok	26 982	58 552	114 459	354 867
84659420 72812	Bending/assembling mach, for working wood, cork, bone/similar hard materials, not electrically Tiongkok	2 083	11 265	1 753	12 500
84659510 72812	Drilling mach for manufact of PCB/PWB, with a spindle speed>50,000rpm and accept drill bits of Jepang	5	3 180	0	0
84659610 72812	Splitting, slicing/paring machines, for working wood, cork,bone/similar hard materials, electrically Amerika Serikat Tiongkok	39 094	366 967	0	0
84659960 72812	Oth mach tools for working wood, cork, bone/similar hardmaterials, electrically operated Tiongkok	20 000 19 094	299 917 67 050	0 0	0 0
84661010 73511	Oth mach tools for working wood, cork, bone/similar hardmaterials, electrically operated Tiongkok	197 336	230 004	0	0
84661010 73511	Tool holder&self-opening diehead for mach of 84569010,84569020/84603110/84659110/8465921 Jerman Tiongkok	2 270	5 685	4 959	11 469
84661090 73511	Tool holder&self-opening diehead for mach oth of 8456901084569020/84603110/84659110/8465921 Amerika Serikat	157 2 113	2 609 3 076	0 4 959	0 11 469
84661090 73511	Tool holder&self-opening diehead for mach oth of 8456901084569020/84603110/84659110/8465921 Amerika Serikat	0	0	19	248
84669210 72819	Oth parts & accessories for machines of subheading 84659110, 84659210, 84659510 or 84659950 Tiongkok	0	0	19	248
84669210 72819	Oth parts & accessories for machines of subheading 84659110, 84659210, 84659510 or 84659950 Tiongkok	5 669	11 954	2 725	8 877
84669290 72819	Oth parts & acc for mach of head 8465 oth than subheading 84659110, 84659210, 84659510 or Malaysia Tiongkok	5 669	11 954	2 725	8 877
84669290 72819	Oth parts & acc for mach of head 8465 oth than subheading 84659110, 84659210, 84659510 or Malaysia Tiongkok	9 680	137 077	1 934	28 073
84669390 73591	Oth parts & accessories for machines of head 8456 to 8461oth than subhead 84564010,84569020 or Tiongkok	6 590 3 090	85 000 52 077	0 1 934	0 28 073
84669390 73591	Oth parts & accessories for machines of head 8456 to 8461oth than subhead 84564010,84569020 or Tiongkok	0	0	1 682	3 566
84669390 73591	Oth parts & accessories for machines of head 8456 to 8461oth than subhead 84564010,84569020 or Tiongkok	0	0	1 682	3 566

**Tabel 3 (lanjutan)**  
**Impor Menurut Komoditas (HS) dan Negara Asal Januari - Desember, 2020-2021**

HS/STIC	Deskripsi Komoditas/ Negara Asal	Januari-Desember 2020		Januari-Desember 2021	
		Berat (kg)	Nilai CIF (US\$)	Berat (kg)	Nilai CIF (US\$)
(1)	(2)	(3)	(4)	(5)	(6)
84669400 73595	Oth parts & accessories for machines tool for working metal	3 183	43 699	0	0
	Tiongkok	3 139	43 562	0	0
	Vietnam	44	137	0	0
84671100 74511	Tools for working in the hand pneumatic rotary tipe (including combined rotary-percussion)	0	0	387	3 050
	Tiongkok	0	0	387	3 050
84671900 74511	Tools for working in the hand pneumatic other rotary tipe (including combined rotary-percussion)	104	150	708	3 801
	Tiongkok	104	150	708	3 801
84672100 77841	Drills of all kinds with self-contained electric motor	155	407	720	2 978
	Tiongkok	155	407	720	2 978
84672900 77845	Other drills or saws with self-contained electrical mot	15	284	0	0
	Tiongkok	15	284	0	0
84678100 74512	Chains saws with self-contained electric motor	11 404	13 503	0	0
	Tiongkok	11 404	13 503	0	0
84678900 74512	Other chains saws with self-contained electric motor	4	6	467	1 338
	Malaysia	0	0	449	1 246
	Tiongkok	4	6	18	92
84679110 74519	Part of chains saws of electro-mechanical type	83 746	110 312	0	0
	Tiongkok	83 746	110 312	0	0
84679190 74519	Other part of chains saws of electro-mechanical type	53 700	74 972	11 946	7 622
	Tiongkok	53 700	74 972	11 946	7 622
84679910 74519	Other parts of tools of goods of drills, saws & all kinds non-electric motor	0	0	147	746
	Tiongkok	0	0	147	746
84679990 74519	Other parts of tools of goods of other than drills, saws and all kinds, non-electric motor	748	744	0	0
	Tiongkok	748	744	0	0
84688000 73743	Other machinery and apparatus for soldering, brazing and suface tempering machines	0	0	46	236
	Tiongkok	0	0	46	236
84689090 73749	Parts of goods of gas welding or brazing appliaances forother than metal	9	48	0	0
	Tiongkok	9	48	0	0



**Tabel 3 (lanjutan)**  
**Impor Menurut Komoditas (HS) dan Negara Asal Januari - Desember, 2020-2021**

HS/STIC	Deskripsi Komoditas/ Negara Asal	Januari-Desember 2020		Januari-Desember 2021	
		Berat (kg)	Nilai CIF (US\$)	Berat (kg)	Nilai CIF (US\$)
(1)	(2)	(3)	(4)	(5)	(6)
84705000 75124	Cash register Singapura	1	25	0	0
84713090 75220	Oth portable automatic data processing machines, weighting<= 10 kg Singapura Tiongkok	9	411	0	0
84714990 75230	Other personal computers in the form of systems excluding portable computers (laptop/notebook) Tiongkok	3 023	45 129	5 234	112 357
84715010 75230	Processing units for personal (incl. portable) computersnot comprising & not presented in the Singapura Taiwan	25	990	0	0
84716030 75260	Computer keyboards Belanda Malaysia	5	193	0	0
84716040 75260	Mouses, light pens, joysticks, track balls, and touch sensitive screens Amerika Serikat Hong Kong Inggris Singapura	5	434	0	0
84716090 75260	Other input or output units, whether or not containing storage units in the same housing Singapura Tiongkok	813	4 382	0	0
84717020 75270	Hard disk drive Jerman Singapura	2	80	0	0
84717050 75270	Proprietary format storage device incl media therefor with or without removable media, optical or Singapura	1	88	0	0
84717099 75270	Oth proprietary format storage devices incl media therefor with or without removable media, optical or Singapura	3	159	0	0
84718010 75280	Control and adaptor units Singapura	1	25	0	0
84718070 75280	Sound cards or video cards Australia	1	29	517	5 381

**Tabel 3 (lanjutan)**  
**Impor Menurut Komoditas (HS) dan Negara Asal Januari - Desember, 2020-2021**

HS/STIC	Deskripsi Komoditas/ Negara Asal	Januari-Desember 2020		Januari-Desember 2021	
		Berat (kg)	Nilai CIF (US\$)	Berat (kg)	Nilai CIF (US\$)
(1)	(2)	(3)	(4)	(5)	(6)
	Tiongkok	0	0	517	5 381
84718090	Other control units	4	138	3 919	83 891
75280					
	Hong Kong	1	10	0	0
	Singapura	3	128	0	0
	Tiongkok	0	0	3 919	83 891
84729090	Other word-processing mach with not electrically	45	286	1	4
75199	operated				
	Tiongkok	45	286	1	4
84733010	Parts and accessories assembled printed circuit	2	74	0	0
75997	boards of the machines of heading 8471				
	Singapura	2	74	0	0
84733090	Parts and accessories assembled other than printed	1 274	790	0	0
75997	circuit boards of the machines of heading 8471				
	Taiwan	21	190	0	0
	Tiongkok	1 253	600	0	0
84735090	Parts and accessories suitable for use with the	11	164	0	0
75980	machines of heading 8470 and 8472				
	Tiongkok	11	164	0	0
84741010	Sorting, screening, separating or washing machines	8 146	105 988	22 887	166 272
72831	electrically operated				
	Amerika Serikat	8 146	105 988	7 654	111 901
	Tiongkok			15 233	54 371
84741020	Sorting, screening, separating or washing machines	22 126	198 077	0	0
72831	non electrically operated				
	Australia	14 275	139 300	0	0
	Tiongkok	7 851	58 777	0	0
84742019	Crushing or grinding machines stone electrically	0	0	323	1 733
72832	operated for other than stone				
	Tiongkok	0	0	323	1 733
84743110	Concrete or mortar mixers electrically operated	48 970	107 966	0	0
72833					
	Tiongkok	48 970	107 966	0	0
84743910	Other machines for mixing mineral substances with	961	1 857	0	0
72833	bitumen electrically operated				
	Tiongkok	961	1 857	0	0
84748010	Machinery for agglomerating, shaping or moulding,	0	0	6 700	5 432
72834	for forming foundry moulds of sand electrically				
	Tiongkok	0	0	6 700	5 432
84749010	Other machinery for agglomerating, shaping/	331 624	2 745 874	49 632	548 795
72839	moulding, for forming foundry moulds of sand				
	Inggris	24 083	767 555	0	0
	Italia	1 923	15 868	8 187	59 411

**Tabel 3 (lanjutan)**  
**Impor Menurut Komoditas (HS) dan Negara Asal Januari - Desember, 2020-2021**

HS/STIC	Deskripsi Komoditas/ Negara Asal	Januari-Desember 2020		Januari-Desember 2021	
		Berat (kg)	Nilai CIF (US\$)	Berat (kg)	Nilai CIF (US\$)
(1)	(2)	(3)	(4)	(5)	(6)
	Jerman	373	12 107	8 822	354 153
	Malaysia	10 251	11 680	2 623	12 510
	Tiongkok	23 798	100 368	30 000	122 721
	Turki	271 196	1 838 296	0	0
84749020 72839	Other machinery for agglomerating, shaping/moulding, for forming foundry moulds of Tiongkok	0	0	15 623	19 400
84771031 72842	Injection machines for palstics, poly (vinyl chloride) Tiongkok	0	0	362 898	971 250
84772020 72842	Extruders machine for plastics Tiongkok	28 228	72 756	0	0
84773000 72842	Blow moulding machines Tiongkok	80 850	143 715	0	0
84774020 72842	Vacuum machines for moulding or forming plastics Tiongkok	36 442	95 170	0	0
84778010 72842	Other machine for working rubber/products from rubber, electrically operated Malaysia	3 408	36 760	2 740	10 625
	Tiongkok	0	0	0	0
84778039 72842	Oth lamination presses for plastics/products from plasticselectrically operated Taiwan	37 781	111 982	60 131	350 848
	Tiongkok	0	0	2 500	88 000
84779010 72852	Parts of machine for working rubber/products from rubber, electrically operated Malaysia	37 781	111 982	57 631	262 848
	Tiongkok	0	0	90 898	327 742
84779039 72852	Parts of electric machine for working plastic & products oth than lamination presses for Thailand	975	1 739	3 052	40 326
	Tiongkok	0	0	2 752	39 905
84791010 72348	Machines for public works/building/the like, electrically operated Tiongkok	975	1 739	300	421
	Tiongkok	0	0	1 933	2 400
84791020 72348	Machines for public works/building/the like, not electrically operated Tiongkok	0	0	1 933	2 400
	Tiongkok	0	0	33 500	417 308
84792010 72721	Machines for the extraction/preparation of animal/fixed vegetable fats or oils, electrically Malaysia	0	0	33 500	417 308
	Tiongkok	285 335	1 327 897	691 227	2 477 982
	Malaysia	285 335	1 327 897	691 227	2 477 982

**Tabel 3 (lanjutan)**  
**Impor Menurut Komoditas (HS) dan Negara Asal Januari - Desember, 2020-2021**

HS/STIC	Deskripsi Komoditas/ Negara Asal	Januari-Desember 2020		Januari-Desember 2021	
		Berat (kg)	Nilai CIF (US\$)	Berat (kg)	Nilai CIF (US\$)
(1)	(2)	(3)	(4)	(5)	(6)
84792020 72721	Machines for the extraction/preparation of animal/fixed vegetable fats or oils, not electrically Malaysia	3 773	16 737	0	0
84793010 72844	Machines presses for particle board/building and treating wood/cork, electrically operated Tiongkok	122 948	438 471	1 028	2 211
84795000 72849	Industrial robots machines,not elsewhere specified/included Thailand	0	0	25 296	513 270
84796000 72849	Machines evaporative air coolers Tiongkok	259	1 171	0	0
84798110 72846	Machines for treating metal, including electric wire coilwinders, electrically operated Tiongkok	30 209	90 500	4 466	10 728
84798120 72846	Machines for treating metal, including electric wire coilwinders, not electrically operated Amerika Serikat Jerman Tiongkok	511	6 668	281	4 604
84798210 72849	Mixing, kneading, crushing, grinding, screening, machines, electrically operated Amerika Serikat Austria Belanda Francis India Inggris Italia Jepang Jerman Korea Selatan Malaysia Polandia Singapura Slovenia Swiss Taiwan Tiongkok Vietnam Rumania	1 400 857	29 571 681	7 020 040	85 737 044
84798220 72849	Mixing, kneading, crushing, grinding, screening machines, not elect. operated Tiongkok	22	1 073	0	0

**Tabel 3 (lanjutan)**  
**Impor Menurut Komoditas (HS) dan Negara Asal Januari - Desember, 2020-2021**

HS/STIC	Deskripsi Komoditas/ Negara Asal	Januari-Desember 2020		Januari-Desember 2021	
		Berat (kg)	Nilai CIF (US\$)	Berat (kg)	Nilai CIF (US\$)
(1)	(2)	(3)	(4)	(5)	(6)
84798920	Machinery or apparatus for assembling CPU	1 290	88 537	0	0
72849	daughter boards and the reperation of chemical				
	Italia	1 289	88 479	0	0
	Tiongkok	1	58	0	0
84798939	Other automatic service-vending machines,	24 452	726 544	156 970	953 973
72849	electrically operated				
	Italia	6 337	589 027	0	0
	Jerman	1 769	45 029	834	27 030
	Malaysia	0	0	9 034	65 300
	Thailand	3 000	59 650	0	0
	Tiongkok	13 346	32 838	147 102	861 643
84798940	Other automatic service-vending machines, not	55	1 061	64	982
72849	electrically operated				
	Amerika Serikat	55	1 061	62	946
	Jerman	0	0	2	36
84799030	Parts of machines of machine subheading	46 631	685 010	25 714	168 959
72855	8479.89.20, electrically operated				
	Italia	53	1 731	0	0
	Jerman	30 594	507 123	0	0
	Malaysia	4 315	27 197	15 078	101 553
	Swiss			516	9 200
	Tiongkok	11 669	148 959	10 120	58 206
84799040	Parts of machines of machine subheading	336	1 815	606	5 242
72855	8479.89.20, not electrically operated				
	Amerika Serikat	0	0	55	1 193
	Tiongkok	336	1 815	551	4 049
84807190	Other moulds for rubber plastics, injections types	0	0	21 921	12 874
74918					
	Tiongkok	0	0	21 921	12 874
84807990	Other moulds for rubber plastics, not injections	2 023	4 670	3 136	2 823
74919	types				
	Tiongkok	2 023	4 670	3 136	2 823
84811019	Other sluice / gate valves of iron or steel	442	3 984	3 058	26 142
74710					
	Amerika Serikat	0	0	42	903
	Italia	0	0	2 767	20 000
	Meksiko	0	0	241	5 010
	Republik Ceko	0	0	6	165
	Tiongkok	442	3 984	2	64
84812010	Sluice/gate valves for oleohydraulic or pneumatic	2 073	9 375	0	0
74720	transmissions 5 cm<=internal diameter<=40 cm				
	Tiongkok	2 073	9 375	0	0

**Tabel 3 (lanjutan)**  
**Impor Menurut Komoditas (HS) dan Negara Asal Januari - Desember, 2020-2021**

HS/STIC	Deskripsi Komoditas/ Negara Asal	Januari-Desember 2020		Januari-Desember 2021	
		Berat (kg)	Nilai CIF (US\$)	Berat (kg)	Nilai CIF (US\$)
(1)	(2)	(3)	(4)	(5)	(6)
84812020	Sluice/gate valves of copper/alloy 1 cm ≤ int.diam ≤	34	154	0	0
74720	2,5 cm of plastics 1 cm ≤ int.diam ≤ 2,5 cm for				
	Tiongkok	34	154	0	0
84812090	Other sluice/gate valves for oleohydraulic or	1 718	21 976	3 927	95 684
74720	pneumatic				
	Amerika Serikat	489	6 703	1 435	38 025
	Francis	13	129	20	714
	Inggris	133	1 610	107	2 834
	Italia	0	0	226	2 889
	Jepang	133	1 288	392	11 573
	Jerman	416	5 262	596	12 122
	Kanada	0	0	5	111
	Meksiko	361	3 646	490	12 452
	Polandia	0	0	58	1 727
	Tiongkok	173	3 338	598	13 237
84813040	Swing check-valves of plastics, with 1 cm ≤ internal	56	517	45	1 572
74730	diameter ≤ 2,5 cm				
	Amerika Serikat	0	0	4	86
	Brazil	5	99	0	0
	Inggris	0	0	7	267
	Jepang	51	418	34	1 219
84813090	Other swing check-valves, of cast iron, with 4	0	0	13 299	69 162
74730	cm ≤ an inlet of internal diameter ≤ 60 cm				
	Francis	0	0	5	131
	Italia	0	0	252	5 362
	Jerman	0	0	2 075	15 000
	Tiongkok	0	0	10 967	48 669
84814030	Safety or relief valves of plastics, with 1 cm ≤ internal	70	513	51	1 299
74740	diameter ≤ 2,5 cm				
	Amerika Serikat	0	0	7	198
	India	0	0	1	31
	Jerman	70	513	43	1 070
84814090	Other safety or relief valves	91	415	4 610	36 114
74740					
	India	0	0	105	2 234
	Jerman	0	0	1 660	12 000
	Korea Selatan	0	0	1 462	11 880
	Taiwan	0	0	1 383	10 000
	Tiongkok	91	415	0	0
84818011	Valves for inner tubes of copper or copper alloys	58	72	0	0
74780					
	Tiongkok	58	72	0	0
84818012	Valves for inner tubes of other materials	889	4 448	0	0
74780					

**Tabel 3 (lanjutan)**  
**Impor Menurut Komoditas (HS) dan Negara Asal Januari - Desember, 2020-2021**

HS/STIC	Deskripsi Komoditas/ Negara Asal	Januari-Desember 2020		Januari-Desember 2021	
		Berat (kg)	Nilai CIF (US\$)	Berat (kg)	Nilai CIF (US\$)
(1)	(2)	(3)	(4)	(5)	(6)
	Taiwan	830	4 200	0	0
	Tiongkok	59	248	0	0
84818014 74780	Valves for tubeless tyres of other materials	386	2 391	0	0
	Jerman	20	644	0	0
	Slovakia	30	960	0	0
	Taiwan	322	771	0	0
	Tiongkok	14	16	0	0
84818022 74780	Liquefied Petroleum Gas (LPG) cylinder valves of copper or copper alloys with inlet/outlet internal	18 691	64 442	0	0
	Tiongkok	18 691	64 442	0	0
84818040 74780	Aerated or carbonated liquid bottle valves; valves for gas operated beer dispensing units	1 713	74 540	6 755	20 291
	Tiongkok	1 713	74 540	6 755	20 291
84818050 74780	Mixing taps and valves	31	102	5 819	4 546
	Tiongkok	31	102	5 819	4 546
84818062 74780	Other manually operated gate valves of cast iron	1 769	11 475	21 471	236 626
	Jerman	0	0	9 346	67 554
	Tiongkok	1 769	11 475	12 125	169 072
84818067 74780	Other nipple joint valves	835	4 445	962	847
	Tiongkok	835	4 445	962	847
84818071 74780	Ball valves of plastics with 1 cm<=internal diameter<=2,5 cm	0	0	1 541	3 295
	Tiongkok	0	0	1 541	3 295
84818072 74780	Other ball valves of plastics	3 160	29 278	33 163	219 805
	Inggris	3 116	28 869	0	0
	Jerman	0	0	20 946	151 403
	Taiwan	44	409	84	1 787
	Thailand	0	0	42	894
	Tiongkok	0	0	12 091	65 721
84818073 74780	Gate valves, manually operated, of iron or steel with 5 cm<=an internal diameter<=40 cm	99	108	22 572	93 752
	Singapura	99	108	0	0
	Tiongkok	0	0	22 572	93 752
84818077 74780	Gate valves, manually operated, of iron or steel with an internal diameter < 5 cm	5 572	54 693	2 670	56 535
	Amerika Serikat	3 225	37 697	1 753	39 437
	Brazil	0	0	310	4 405
	Inggris	3	33	80	2 895
	Jepang	0	0	13	297

**Tabel 3 (lanjutan)**  
**Impor Menurut Komoditas (HS) dan Negara Asal Januari - Desember, 2020-2021**

HS/STIC	Deskripsi Komoditas/ Negara Asal	Januari-Desember 2020		Januari-Desember 2021	
		Berat (kg)	Nilai CIF (US\$)	Berat (kg)	Nilai CIF (US\$)
(1)	(2)	(3)	(4)	(5)	(6)
	Jerman	4	39	84	1 034
	Meksiko	505	7 145	309	4 256
	Swedia	0	0	6	168
	Tiongkok	1 834	9 763	115	4 043
	Turki	1	16	0	0
84818079	Other manifold valves of plastics	0	0	8 857	54 052
	Tiongkok	0	0	8 857	54 052
84818082	Other pneumatically controlled valves of plastics	0	0	3 924	77 662
74780					
	India	0	0	2 242	47 662
	Jerman	0	0	1 682	30 000
84818088	Other fuel cut-off valves for vehicles of plastics	2 959	2 883	0	0
74780					
	Tiongkok	2 959	2 883	0	0
84818091	Water taps of copper or copper alloy, with an	394	2 098	373	5 591
74780	internal diameter<=2.5 cm				
	Tiongkok	394	2 098	373	5 591
84818099	Other fuel cut-off valves for vehicles of copper/alloy	3 396	17 057	178 372	993 792
74780					
	Amerika Serikat	0	0	216	6 387
	Finlandia	0	0	380	12 715
	Inggris	0	0	467	18 973
	Jepang	0	0	5	130
	Jerman	0	0	2 494	18 492
	Meksiko	0	0	48	2 393
	Singapura	60	188	0	0
	Taiwan	233	2 160	1 187	2 323
	Tiongkok	3 103	14 709	173 550	931 858
	Rumania	0	0	25	521
84819010	Housings for sluice or gate valves with inlet or outlet	5 377	59 975	582	3 856
74790	of 50 mm ≤an internal diameter<=400 mm				
	Singapura	24	46	0	0
	Tiongkok	5 353	59 929	582	3 856
84819021	Bodies, for water taps with internal diameter ≤ 25	0	0	1 346	2 969
74790	mm				
	Tiongkok	0	0	1 346	2 969
84819039	Valve bodies or stems of inner tube/ tubeless tyre	434	3 262	0	0
74790	valves of other materials				
	Tiongkok	434	3 262	0	0
84819049	Valve cores of inner tube or tubeless tyre valves of	14	189	2	9
74790	other materials				
	Jerman	0	0	2	9
	Malaysia	14	189	0	0



**Tabel 3 (lanjutan)**  
**Impor Menurut Komoditas (HS) dan Negara Asal Januari - Desember, 2020-2021**

HS/STIC	Deskripsi Komoditas/ Negara Asal	Januari-Desember 2020		Januari-Desember 2021	
		Berat (kg)	Nilai CIF (US\$)	Berat (kg)	Nilai CIF (US\$)
(1)	(2)	(3)	(4)	(5)	(6)
84819090 74790	Other parts of housing for sluice or gate valves	6 206	214 909	4 554	71 051
	Amerika Serikat	654	8 575	897	22 636
	Italia	0	0	6	67
	Jepang	21	379	94	1 491
	Jerman	0	0	4	101
	Meksiko	136	1 382	2	63
	Singapura	35	210	3 511	45 885
	Taiwan	0	0	2	80
	Tiongkok	5 360	204 363	38	728
84821000 74610	Ball bearings	231 926	443 129	80 683	161 641
	Amerika Serikat	478	6 258	165	2 839
	Argentina	6	130	0	0
	Francis	15	273	30	869
	Inggris	13	226	12	470
	Italia	0	0	2	28
	Jepang	1 195	16 364	908	21 188
	Jerman	7 310	189 081	152	1 735
	Korea Selatan	79	818	119	3 109
	Polandia	0	0	5	242
	Singapura	279	454	0	0
	Slovakia	0	0	8	380
	Taiwan	97	492	0	0
	Thailand	30	211	52	403
	Tiongkok	222 424	228 822	79 230	130 378
84822000 74620	Tapered roller bearings, including cone and tapered roller assemblies	6 822	30 055	2 662	59 793
	Amerika Serikat	1 691	19 769	1 758	35 293
	Brazil	3	38	0	0
	Francis	0	0	15	407
	India	779	4 676	630	17 692
	Inggris	0	0	20	763
	Italia	0	0	2	46
	Jepang	78	970	202	4 734
	Polandia	17	122	9	238
	Tiongkok	4 254	4 480	26	620
84823000 74630	Spherical roller bearings	144	2 329	390	11 287
	Jepang	124	1 969	311	9 108
	Tiongkok	20	360	79	2 179
84824000 74640	Needle roller bearings	186	2 525	194	4 589
	Amerika Serikat	126	2 055	153	3 850
	India	13	192	19	301
	Jepang	9	102	0	0

**Tabel 3 (lanjutan)**  
**Impor Menurut Komoditas (HS) dan Negara Asal Januari - Desember, 2020-2021**

HS/STIC	Deskripsi Komoditas/ Negara Asal	Januari-Desember 2020		Januari-Desember 2021	
		Berat (kg)	Nilai CIF (US\$)	Berat (kg)	Nilai CIF (US\$)
(1)	(2)	(3)	(4)	(5)	(6)
	Jerman	0	0	10	132
	Singapura	34	102	0	0
	Slovakia	4	74	8	212
	Tiongkok	0	0	4	94
84825000	Other cylindrical roller bearings	4 916	40 174	5 790	51 997
74650					
	Amerika Serikat	582	8 501	722	12 317
	Brazil	5	89	5	117
	Francis	6	127	0	0
	India	14	238	0	0
	Italia	0	0	16	199
	Jepang	711	10 048	410	9 262
	Jerman	21	328	73	1 889
	Meksiko	44	652	14	452
	Singapura	10	32	0	0
	Tiongkok	3 523	20 159	4 550	27 761
84828000	Other, including combined ball/roller bearings	836	2 572	6 079	23 861
74680					
	Amerika Serikat	0	0	4	64
	Francis	0	0	12	357
	Malaysia	0	0	5 032	15 380
	Meksiko	0	0	5	196
	Singapura	3	11	0	0
	Swedia	0	0	740	7 139
	Tiongkok	833	2 561	286	725
84829100	Parts of ball, needles and rollers	0	0	12	198
74691					
	Italia	0	0	12	198
84829900	Other parts of ball, needles and rollers	675	8 620	1 639	32 259
74699					
	Amerika Serikat	513	6 598	864	18 739
	Francis	5	100	13	385
	India	33	642	169	5 366
	Jepang	10	103	37	699
	Jerman	16	261	16	184
	Meksiko	4	69	5	161
	Polandia	46	438	239	4 894
	Singapura	14	160	0	0
	Tiongkok	34	249	296	1 831
84831010	Transmission shafts and cranks for machineryof	13 375	94 040	5 427	104 217
74810	heading 84.29 or 84.30				
	Amerika Serikat	5 027	52 629	3 054	61 855
	Belgia	3	53	0	0
	India	1 266	12 410	1 418	25 388
	Italia	0	0	196	2 513
	Jepang	781	16 143	307	4 564

**Tabel 3 (lanjutan)**  
**Impor Menurut Komoditas (HS) dan Negara Asal Januari - Desember, 2020-2021**

HS/STIC	Deskripsi Komoditas/ Negara Asal	Januari-Desember 2020		Januari-Desember 2021	
		Berat (kg)	Nilai CIF (US\$)	Berat (kg)	Nilai CIF (US\$)
(1)	(2)	(3)	(4)	(5)	(6)
	Meksiko	68	555	75	1 716
	Slovakia	329	2 784	92	2 035
	Taiwan	0	0	14	180
	Tiongkok	5 901	9 466	271	5 966
84831024 74810	Cam shafts and crank shafts for engines of vehicles of heading 8711	420	534	0	0
	Hong Kong	2	100	0	0
	India	418	434	0	0
84831039 74810	Cam shafts and crank shafts for marine propulsion engines of an output >22.38 kW	5 747	74 382	11 029	39 350
	Malaysia	5 747	74 382	11 029	39 350
84831090 74810	Other cam shafts and crank shafts for engines of vehicles	6 034	26 315	15 368	345 396
	Amerika Serikat	3	52	26	1 247
	Finlandia	0	0	10 361	103 795
	Italia	0	0	2 340	223 923
	Malaysia	0	0	565	3 242
	Polandia	1 093	6 193	0	0
	Singapura	126	332	0	0
	Taiwan	3	17	0	0
	Thailand	786	5 610	1 322	10 471
	Tiongkok	4 023	14 111	754	2 718
84832090 74821	Other bearing housings, incorporating ball/roller bearings	300	9 388	0	0
	Jerman	300	9 388	0	0
84833030 74822	Bearing housings, not incorporating ball or roller bearings for engine and vehicles of chapter 87	78	1 036	132	3 390
	Amerika Serikat	30	291	28	628
	India	47	603	97	2 495
	Jepang	1	142	0	0
	Tiongkok	0	0	7	267
84833090 74822	Other bearing housings, not incorporating ball or roller bearings	10 821	132 820	6 829	163 499
	Amerika Serikat	2 192	27 998	1 823	41 998
	Austria	989	9 904	40	1 142
	Belanda	1	3	1	16
	Brazil	172	1 866	260	6 213
	Francis	226	2 453	421	9 808
	India	28	303	221	5 886
	Inggris	535	8 351	251	5 205
	Italia	10	80	131	2 422
	Jepang	4 260	50 663	1 212	29 223
	Jerman	11	150	44	561
	Meksiko	450	5 202	192	4 499

**Tabel 3 (lanjutan)**  
**Impor Menurut Komoditas (HS) dan Negara Asal Januari - Desember, 2020-2021**

HS/STIC	Deskripsi Komoditas/ Negara Asal	Januari-Desember 2020		Januari-Desember 2021	
		Berat (kg)	Nilai CIF (US\$)	Berat (kg)	Nilai CIF (US\$)
(1)	(2)	(3)	(4)	(5)	(6)
	Selandia Baru	20	299	16	257
	Slovakia	45	620	93	1 954
	Taiwan	135	1 815	91	2 141
	Tiongkok	1 733	22 839	2 019	51 669
	Turki	14	274	14	505
84834020 74840	Gears and gearing for marine vessels	0	0	2 401	28 079
	Singapura	0	0	2 401	28 079
84834030 74840	Gears and gearing for machinery of heading 8429 or 8430	32 639	643 549	1 264	24 057
	Amerika Serikat	2 125	22 107	231	2 923
	India	0	0	13	200
	Inggris	1	68	21	855
	Italia	217	2 861	287	2 978
	Jepang	553	9 042	131	6 347
	Korea Selatan	29 129	605 325		
	Meksiko			248	3 483
	Tiongkok	614	4 146	333	7 271
84834040 74840	Gears and gearing for vehicles of chapter 87	1 984	2 098	0	0
	India	1 933	2 009	0	0
	Singapura	1	30	0	0
	Tiongkok	50	59	0	0
84834090 74840	Other gears and gearing, transmission elements presented separately including torque converters :	93 422	555 980	42 999	254 821
	Amerika Serikat	5 538	267 586	31	375
	Jepang	15	290	12	394
	Malaysia	854	11 960	554	3 330
	Spanyol			5 250	56 754
	Taiwan	58	296	205	265
	Tiongkok	86 957	275 848	36 947	193 703
84835000 74850	Flywheels and pulleys, including pulley blocks	8 619	56 228	10 962	68 821
	Amerika Serikat	384	5 409	235	5 478
	Finlandia	0	0	1 860	15 749
	Inggris	6	101	5	190
	Italia	17	283	72	2 311
	Jepang	10	202	0	0
	Jerman	1 044	31 980	0	0
	Taiwan	0	0	14	28
	Tiongkok	7 158	18 253	8 776	45 065
84836000 74860	Clutches and shaft couplings (including universal joints)	11 560	121 172	3 655	66 378
	Amerika Serikat	87	1 236	570	9 792
	Francis	0	0	10	224

**Tabel 3 (lanjutan)**  
**Impor Menurut Komoditas (HS) dan Negara Asal Januari - Desember, 2020-2021**

HS/STIC	Deskripsi Komoditas/ Negara Asal	Januari-Desember 2020		Januari-Desember 2021	
		Berat (kg)	Nilai CIF (US\$)	Berat (kg)	Nilai CIF (US\$)
(1)	(2)	(3)	(4)	(5)	(6)
	India	1 503	5 960	7	85
	Jepang	4	79	17	586
	Jerman	132	3 297	115	3 377
	Singapura	0	0	9	136
	Slovakia	9	333	22	514
	Tiongkok	9 825	110 267	2 905	51 664
84839013	Toothed wheels, chain sprockets and other	4	141	0	0
74890	transmissions for other tractors of heading 8701				
	Jerman	4	141	0	0
84839019	Other parts of goods of transmission shafts (incl cam	5 793	98 244	1 279	19 118
74890	shaft and crank shafts) and cranks				
	Amerika Serikat	3 456	42 600	1 279	19 118
	Jepang	134	2 311	0	0
	Korea Selatan	376	7 667	0	0
	Tiongkok	1 827	45 666	0	0
84839099	Other toothed wheels, chain sprockets & other	10 774	157 082	10 064	145 870
74890	transmission elements presented separately				
	Amerika Serikat	2 072	23 815	1 458	31 034
	Austria	0	0	35	1 017
	Belgia	222	3 454	588	10 541
	India	244	3 264	1	34
	Inggris	0	0	61	2 459
	Italia	61	928	103	2 415
	Jepang	2 539	35 697	131	2 802
	Jerman	636	8 004	189	4 143
	Korea Selatan	112	1 153	491	8 476
	Meksiko	44	528	0	0
	Philipina	0	0	21	270
	Polandia	0	0	22	604
	Singapura	1 114	1 690	0	0
	Slovakia	17	255	0	0
	Taiwan	0	0	731	1 692
	Tiongkok	3 713	78 294	6 233	80 383
84841000	Gaskets and similar joints of metal sheeting	4 118	34 910	738	15 610
74920	combined with other material or of two or more				
	Amerika Serikat	665	8 707	561	12 153
	India	1	8	0	0
	Inggris	21	282	33	797
	Irlandia	0	0	1	15
	Italia	0	0	8	120
	Jepang	22	277	35	646
	Jerman	0	0	25	583
	Korea Selatan	220	18 177	0	0
	Meksiko	4	56	28	499
	Spanyol	3	68	18	356
	Taiwan	0	0	6	11

**Tabel 3 (lanjutan)**  
**Impor Menurut Komoditas (HS) dan Negara Asal Januari - Desember, 2020-2021**

HS/STIC	Deskripsi Komoditas/ Negara Asal	Januari-Desember 2020		Januari-Desember 2021	
		Berat (kg)	Nilai CIF (US\$)	Berat (kg)	Nilai CIF (US\$)
(1)	(2)	(3)	(4)	(5)	(6)
	Tiongkok	3 182	7 335	23	430
84842000	Mechanical seals	9 091	125 318	9 188	206 224
74920					
	Amerika Serikat	5 766	70 960	6 086	134 899
	Brazil	0	0	4	104
	Francis	9	119	4	116
	Inggris	211	2 546	327	7 536
	Italia	125	1 621	229	3 106
	Jepang	605	7 624	842	18 928
	Jerman	543	10 151	77	1 984
	Korea Selatan	551	7 240	435	10 186
	Malta	0	0	11	142
	Meksiko	464	5 967	462	11 579
	Philipina	0	0	17	423
	Republik Ceko	9	154	14	281
	Singapura	90	1 044	89	1 913
	Slovakia	238	7 715	0	0
	Taiwan	21	255	44	803
	Tiongkok	459	9 922	547	14 224
84849000	Other gaskets and similar joints of metal sheeting	11 585	163 791	6 481	146 198
74920	combinedwith other material or of two or more				
	Amerika Serikat	10 840	150 617	5 264	109 039
	Brazil	6	71	33	546
	India	5	77	11	221
	Inggris	183	5 453	49	1 163
	Italia	0	0	29	531
	Jepang	21	220	129	7 275
	Jerman	169	3 233	107	1 680
	Malaysia	192	2 071		
	Meksiko	0	0	67	1 154
	Spanyol	36	457	110	2 746
	Thailand	47	655	33	279
	Tiongkok	86	937	649	21 564
84869049	Parts&access. aptus oth than opt. stereoscopic,	150	680	0	0
72829	photomicrographic,microscopes,pattern generating				
	Tiongkok	150	680	0	0
84871000	Ships or boats propellers & blades therefor not	0	0	2 639	47 870
74991	containingelect. connectors,insulators,coils, other				
	Singapura	0	0	2 639	47 870
84879000	Propellers & blades not for ships or boats	3 063	13 687	963	20 894
74999					
	Amerika Serikat	388	5 524	693	14 201
	Belgia	16	149	24	840
	Francis	18	344	18	428
	Inggris	13	172	20	623
	Italia	6	113	47	793

**Tabel 3 (lanjutan)**  
**Impor Menurut Komoditas (HS) dan Negara Asal Januari - Desember, 2020-2021**

HS/STIC	Deskripsi Komoditas/ Negara Asal	Januari-Desember 2020		Januari-Desember 2021	
		Berat (kg)	Nilai CIF (US\$)	Berat (kg)	Nilai CIF (US\$)
(1)	(2)	(3)	(4)	(5)	(6)
	Jepang	27	360	61	1 502
	Jerman	4	69	2	16
	Meksiko	110	893	13	324
	Slovakia	31	395	23	507
	Tiongkok	2 450	5 668	62	1 660
85011021 71610	Stepper motor DC of kind for AC, refrigerator, storage water heater, output<=37,5 W	1	32	0	0
	Belanda	1	32	0	0
85011049 71610	Spindle motor DC oth than for AC, refrigerator, storage water heater >37,5 W	866	12 848	17	354
	Amerika Serikat	832	12 516	0	0
	Tiongkok	34	332	17	354
85011091 71610	Other Spindle motor DC oth than for AC, refrigerator, storage water heater	157	1 985	0	0
	Malaysia	157	1 985	0	0
85013140 71620	Other motor DC oth than for AC, refrigerator, storage water heater an ouput< = 750 W	462	5 425	722	17 686
	Amerika Serikat	147	1 633	181	4 713
	Jepang	249	2 831	338	6 643
	Spanyol	38	406	20	728
	Tiongkok	28	555	183	5 602
85013222 71620	Other motor DC oth than for AC, refrigerator, storage water heater an ouput 750< ouput<=37,5	1 787	2 618	1 991	4 375
	Tiongkok	1 787	2 618	1 991	4 375
85013232 71620	Other motor DC oth than for AC, refrigerator, storage water heater an ouput 37,5 kW<ouput<= 75	0	0	60	79
	Taiwan	0	0	60	79
85014029 71631	Other motor DC oth than for AC, refrigerator, storage water heater an ouput > 1 kW	0	0	485	2 600
	Tiongkok	0	0	485	2 600
85015119 71631	Oth mtr AC multi-phase w/ output <=750W, used oth than forrefrigerator, AC, wash mach, elect	9	441	0	0
	Tiongkok	9	441	0	0
85015219 71631	Oth mtr AC multi-phase w/ output <=1kW, used oth than forrefrigerator, AC, wash mach, elect domestic	1 921	35 452	5 445	116 112
	Jerman	0	0	406	17 005
	Tiongkok	1 921	35 452	5 039	99 107
85015221 71631	Oth mtr AC multi-phase w/ 1kW<output<=37,5kW, used forrefrigerator, AC, wash mach, elect domestic	967	2 984	0	0
	India	967	2 984	0	0
85015229 71631	Oth mtr AC multi-phase w/ 1kW<output<=37,5kW, used oth thanfor refrigeratr,AC,wash mach,elect	0	0	78	132
	Malaysia	0	0	78	132

**Tabel 3 (lanjutan)**  
**Impor Menurut Komoditas (HS) dan Negara Asal Januari - Desember, 2020-2021**

HS/STIC	Deskripsi Komoditas/ Negara Asal	Januari-Desember 2020		Januari-Desember 2021	
		Berat (kg)	Nilai CIF (US\$)	Berat (kg)	Nilai CIF (US\$)
(1)	(2)	(3)	(4)	(5)	(6)
85015239 71631	Oth mtr AC multi-phase w/ 37,5kW<output<=75kW, used oth thnfor refrigeratr,AC,wash mach,elect	2 434	10 046	548	2 995
	Taiwan	0	0	4	17
	Tiongkok	2 434	10 046	544	2 978
85015300 71631	Oth motor AC multi-phase of an output > 75 kW	7 269	54 518	2 331	45 853
	Tiongkok	7 269	54 518	2 331	45 853
85016120 71632	Generator AC (altenators) of an ouput > 12,5 kVA	405	882	25	400
	Tiongkok	405	882	25	400
85021100 71651	Generating sets (diesel or semi-diesel engines) of an output <=75 kVA	1 138	1 419	3 051	128 871
	Singapura	0	0	3 051	128 871
	Tiongkok	1 138	1 419	0	0
85021220	Generating sets (diesel or semi-diesel engines) of an 125 kVA < output <= 375 kVA	9 620	27 000	25 640	73 598
	Tiongkok	9 620	27 000	25 640	73 598
85021320 71651	Generating sets (diesel or semi-diesel engines) of an output > 12.500 kVA	3 919	11 000	5 507	38 309
	Tiongkok	3 919	11 000	5 507	38 309
85021390 71651	Generating sets (diesel or semi-diesel engines) of an 375 kVA < output <= 12.500 kVA	70 110	729 958	0	0
	Tiongkok	70 110	729 958	0	0
85022049 71651	Generating sets (gasoline engines) of an 10.000 kVA < output < 12.500 kVA	0	0	5 048	44 295
	Tiongkok	0	0	5 048	44 295
85023920 71652	Other generating sets other-powered of 10 kVA <output<= 10.000 kVA	93 770	1 480 326	55 740	1 017 357
	Jepang	8 830	164 718	0	0
	Malaysia	46 390	677 613	55 740	1 017 357
	Tiongkok	38 550	637 995	0	0
85023939 71652	Other generating sets other-powered of 10.000 kVA < output< 12.500 kVA	3 097 463	79 522 543	78 873	2 671 429
	Singapura	314 950	5 544 272	0	0
	Tiongkok	2 782 513	73 978 271	78 873	2 671 429
85030020 71690	Part of generators/sets for electric motor and electric generating/sets of an output >= 12.500 kVA	116	1 368	0	0
	Amerika Serikat	91	1 336	0	0
	Tiongkok	25	32	0	0
85030090 71690	Part of generators/sets for electric motor and electric generating/sets of an output < 12.500 kVA	21 546	379 215	3 796	90 403
	Amerika Serikat	3 607	46 983	165	6 736
	Inggris	0	0	8	196



**Tabel 3 (lanjutan)**  
**Impor Menurut Komoditas (HS) dan Negara Asal Januari - Desember, 2020-2021**

HS/STIC	Deskripsi Komoditas/ Negara Asal	Januari-Desember 2020		Januari-Desember 2021	
		Berat (kg)	Nilai CIF (US\$)	Berat (kg)	Nilai CIF (US\$)
(1)	(2)	(3)	(4)	(5)	(6)
	Jepang	3	61		
	Jerman	155	2 105	90	1 032
	Kanada	1	17	0	0
	Meksiko	166	1 792	192	4 617
	Singapura	13 800	251 242	0	0
	Taiwan	2	30	0	0
	Tiongkok	3 812	76 985	3 341	77 822
85042310 77111	Liquid dielectric transformers,10.000 kVA<power capacity<=15.000 kVA	27 700	216 120	0	0
	Italia	27 700	216 120	0	0
85042329 77111	Liquid dielectric transformers, power capacity>30.000 kVA	1 428 285	35 566 697	0	0
	Tiongkok	1 428 285	35 566 697	0	0
85043119 77119	Instrument potential transformers, power capacity<=1kVA,voltage<1kVA	44	505	350	5 500
	Amerika Serikat	44	505		
	Tiongkok	0	0	350	5 500
85043191 77119	Transformers of a kind used with toys, scale models or similar recreational models, power	1	29	0	0
	Jepang	1	29	0	0
85043192 77119	Others matching transformers, power capacity<=1 kVA	0	0	69	715
	Tiongkok	0	0	69	715
85043193 77119	Step up/down transformers; slide regulators, power capacity <=1.000 kVA	48	139	16	32
	Taiwan	48	139	16	32
85043199 77119	Transformers other than used with toys, scale/ similar power capacity<=1.000 kVA	91	304	0	0
	Tiongkok	91	304	0	0
85043219 77119	Instrument not matching transformers, 1.000 kVA<power capacity<=5.000 kVA	0	0	14	411
	Ukraina	0	0	14	411
85043220 77119	Transformers of a kind used with toys, scale models 1.000 kVA<pwr.cap<=5.000 kVA	10	49	0	0
	Amerika Serikat	10	49	0	0
85043429 77119	Other matching transformers, not explosion proof dry type, power capacity>15.000 kVA, voltage<66kV	150 160	506 981	14 542	89 110
	Tiongkok	150 160	506 981	14 542	89 110
85044011 77121	Uninterruptible power supplies (UPS), automatic data processing machines & units thereof,	823	38 123	0	0
	Italia	526	33 692	0	0
	Tiongkok	297	4 431	0	0

**Tabel 3 (lanjutan)**  
**Impor Menurut Komoditas (HS) dan Negara Asal Januari - Desember, 2020-2021**

HS/STIC	Deskripsi Komoditas/ Negara Asal	Januari-Desember 2020		Januari-Desember 2021	
		Berat (kg)	Nilai CIF (US\$)	Berat (kg)	Nilai CIF (US\$)
(1)	(2)	(3)	(4)	(5)	(6)
85044019 77121	Uninterruptible power supplies (UPS), not automatic data processing machines & units thereof, Singapura Tiongkok	39 919 5 39 914	1 622 208 216 1 621 992	50 126 0 50 126	482 460 0 482 460
85044020 77121	Battery chargers having a rating exceeding 100 kVA Hong Kong Inggris Malaysia Singapura Tiongkok	25 1 1 1 1 21	508 49 28 48 49 334	0 0 0 0 0 0	0 0 0 0 0 0
85044040 77121	Inverters Finlandia Malaysia Polandia Singapura Taiwan Tiongkok	3 418 379 104 2 868 3 48 16	236 882 35 947 1 321 198 630 128 245 611	8 392 0 0 0 0 180 8 212	43 185 0 0 0 0 324 42 861
85044090 77121	Static converters other than UPS, battery chargers, invertersrectifiers Amerika Serikat Australia Finlandia India Inggris Jerman Meksiko Polandia Republik Ceko Singapura Tiongkok	4 786 92 1 125 96 22 4 0 182 122 2 4 140	40 595 1 752 54 6 428 1 010 306 217 0 17 014 5 581 103 8 130	961 123 0 0 0 0 0 113 0 0 0 725	90 676 2 757 0 0 0 0 0 3 470 0 0 0 84 449
85045095 77125	Inductors power capacity > 10.000 kVA Ukraina	0 0	0 0	779 779	32 680 32 680
85049041 77129	Radiator panels;flat tube radiator for distribution andpower transformers, power capacity>10.000 kVA Singapura	5 5	5 5	0 0	0 0
85049090 77129	Parts of; other than ballast,UPS,inductors,and transformers Amerika Serikat Arab Saudi Finlandia Polandia Tiongkok	570 0 2 9 551 8	25 466 0 850 495 23 630 491	66 66 0 0 0 0	1 469 1 469 0 0 0 0

**Tabel 3 (lanjutan)**  
**Impor Menurut Komoditas (HS) dan Negara Asal Januari - Desember, 2020-2021**

HS/STIC	Deskripsi Komoditas/ Negara Asal	Januari-Desember 2020		Januari-Desember 2021	
		Berat (kg)	Nilai CIF (US\$)	Berat (kg)	Nilai CIF (US\$)
(1)	(2)	(3)	(4)	(5)	(6)
85051100 77881	Permanent magnets & articles intended to become permanent magnets after magnetisation of metal Amerika Serikat	0	0	1	9
85051900 77881	Permanent magnets & articles intended to become permanent magnets after magnetisation of not Tiongkok	1	4	0	0
85052000 77881	Electro-magnetic couplings, clutches and brakes Jerman	3	750	0	0
85059000 77881	Other than permanent magnets,electro-magnetic couplings,clutches and brakes, including parts Amerika Serikat	1 005	12 054	817	15 812
	India	425	5 200	154	2 366
	Inggris	81	1 157	110	3 155
	Jerman	0	0	13	498
	Meksiko	0	0	8	401
	Tiongkok	447	4 775	289	7 128
85065000 77811	Primary cells and primary batteries Lithium Singapura	2	66	0	0
	Tiongkok	1	30	0	0
85068099 77811	Other primary cells and primary batteries not zinc-carbon, having an external volume > 300 cm3 Malaysia	245	3 100	826	4 960
85071095 77812	Lead-acid accumulators, used starting piston engines fornot aircraft, 6V/12V, <=200AH, 13cm<ht<=23cm Amerika Serikat	20 446	211 967	9 820	163 373
	Inggris	8 227	85 935	3 859	57 714
	Italia	0	0	3	110
	Jerman	0	0	396	4 525
	Tiongkok	0	0	47	543
85071098 77812	Lead-acid accumulators, used starting piston engines fornot aircraft, 6V/12V, >200AH, 13cm>ht<=23cm Amerika Serikat	12 219	126 032	5 515	100 481
	Inggris	8 506	95 906	2 807	61 916
	Italia	5 561	64 901	52	877
	Jerman	0	0	72	2 892
	Tiongkok	0	0	111	1 271
85071099 77812	Lead-acid accumulators, used starting piston engines fornot aircraft, 6V/12V, >200AH, h >23cm Tiongkok	0	0	56	636
85072099 77812	Oth lead-acid accumulators, used starting piston engines fornot aircraft, 6V/12V, >200AH,ht>23cm Tiongkok	2 945	31 005	2 516	56 240
		84 562	85 517	0	0
		84 562	85 517	0	0
		715	2 143	0	0
		715	2 143	0	0

**Tabel 3 (lanjutan)**  
**Impor Menurut Komoditas (HS) dan Negara Asal Januari - Desember, 2020-2021**

HS/STIC	Deskripsi Komoditas/ Negara Asal	Januari-Desember 2020		Januari-Desember 2021	
		Berat (kg)	Nilai CIF (US\$)	Berat (kg)	Nilai CIF (US\$)
(1)	(2)	(3)	(4)	(5)	(6)
85078090	Accumulators other than nickel-cadmium/ iron/	591	1 353	0	0
77812	metal hydride, lead-acid, lithium-ion not for aircraft				
	Singapura	12	13	0	0
	Tiongkok	579	1 340	0	0
85079099	Accumulator parts of nickel-cadmium/iron/metal	8 785	8 797	0	0
77819	hydride,lithium-ion,etc for not aircraft, unplates				
	Tiongkok	8 785	8 797	0	0
85081100	Vacuum cleaner self-contained electric motor,	1	37	0	0
77551	power<=1.5KWand dust bag or receptacle				
	Singapura	1	37	0	0
85081910	Vacuum cleaner self-contained electric motor,	1	30	0	0
77551	power>1.5KW &dust bag/receptacle capacity>20L				
	Singapura	1	30	0	0
85081990	Vacuum cleaner self-contained electric motor,	128	691	2 052	23 525
77551	power>1.5KW &dust bag/receptacle capacity>20L				
	Tiongkok	128	691	2 052	23 525
85094000	Food grinders and mixers;fruit/vegetable juice	14	621	0	0
77572	extractorswith self-contained electric motor				
	Australia	12	573	0	0
	Malaysia	2	48	0	0
85098090	Elect.mech.domestic oth than vacuum cleaner, floor	9	46	0	0
77573	polisher, grinder, mixer, juice extractor, kitchen				
	Malaysia	9	46	0	0
85111020	Sparking plugs of a kind suitable for motor vehicle	2 436	4 130	1 473	3 604
77831	engines				
	Tiongkok				
85111090	Sparking plugs of a kind suitable for not motor	5 516	59 738	14 049	139 056
77831	vehicle andaircraft engines				
	Italia	0	0	73	832
	Jepang	24	313	204	5 941
	Jerman	0	0	125	2 147
	Meksiko	4 082	58 098	5 557	116 621
	Tiongkok	1 410	1 327	8 090	13 515
85112099	Ignition magnetos, magneto-dynamos, magnetic	443	6 899	0	0
77831	flywheels ofsuitable for not motor vehicle&aircraft				
	Amerika Serikat	443	6 899	0	0
85113049	Distributors, ignition coils of a kind suitablefor	1 816	2 554	0	0
77831	motor vehicle engines assembled				
	Singapura	370	437	0	0
	Tiongkok	1 446	2 117	0	0
85113099	Distributors, ignition coils of a kind suitable for	2 032	14 290	677	13 011
77831	notmotor vehicle and aircraft engines assembled				
	Amerika Serikat	926	12 339	507	11 158
	Italia	0	0	161	1 838

**Tabel 3 (lanjutan)**  
**Impor Menurut Komoditas (HS) dan Negara Asal Januari - Desember, 2020-2021**

HS/STIC	Deskripsi Komoditas/ Negara Asal	Januari-Desember 2020		Januari-Desember 2021	
		Berat (kg)	Nilai CIF (US\$)	Berat (kg)	Nilai CIF (US\$)
(1)	(2)	(3)	(4)	(5)	(6)
	Singapura	38	86	0	0
	Tiongkok	1 068	1 865	9	15
85114010 77831	Starter motors and dual purpose starter-generators of a kind suitable for aircraft engines	652	2 951	0	0
	Tiongkok	652	2 951	0	0
85114021 77831	Unassembled starter motors for engines of bus, go-kart, ATV, ambulance, sedan, motor-homes, van,	394	1 011	0	0
	Singapura	305	635	0	0
	Tiongkok	89	376	0	0
85114029 77831	Unassembled starter motors for other than bus, go-kart, ATV, ambulance, sedan, motor-homes, van,	7 131	27 655	5 114	19 824
	Tiongkok	7 131	27 655	5 114	19 824
85114099 77831	Other starter motor assembled	16 571	61 186	27 701	105 472
	Amerika Serikat	0	0	115	1 320
	Jepang	0	0	86	1 110
	Jerman	91	1 391	358	7 806
	Meksiko	3 807	36 990	2 455	46 521
	Tiongkok	12 673	22 805	24 687	48 715
85115021 77831	Other generators unassembled for vehicle engine of car, transport & special car	9	28	0	0
	Singapura	9	28	0	0
85115032 77831	Assembled alternators for engine vehicle transportation for person/goods	0	0	10	446
	Meksiko	0	0	10	446
85115099 77831	Other generators	1 470	18 431	1 469	29 722
	Amerika Serikat			29	526
	Italia	37	397	56	1 894
	Jepang	870	9 537	694	11 349
	Kanada	58	1 072	0	0
	Meksiko	414	6 881	690	15 953
	Singapura	75	236	0	0
	Tiongkok	16	308	0	0
85118020 77831	Other equipment of electrical ignition a kind used for motor vehicle engine	9 524	13 946	17 282	24 199
	Tiongkok	9 524	13 946	17 282	24 199
85118090 77831	Other equipment of electrical ignition	5 344	32 911	7 240	25 471
	Amerika Serikat	454	7 405	66	1 686
	Inggris	0	0	1	50
	Korea Selatan	8	121	15	259
	Meksiko	80	1 183	4	64

**Tabel 3 (lanjutan)**  
**Impor Menurut Komoditas (HS) dan Negara Asal Januari - Desember, 2020-2021**

HS/STIC	Deskripsi Komoditas/ Negara Asal	Januari-Desember 2020		Januari-Desember 2021	
		Berat (kg)	Nilai CIF (US\$)	Berat (kg)	Nilai CIF (US\$)
(1)	(2)	(3)	(4)	(5)	(6)
	Slovenia	0	0	16	476
	Tiongkok	4 802	24 202	7 138	22 936
85119020 77833	Parts of goods of elect ignition for usevehicle engine	9 417	12 579	17 064	47 244
	Tiongkok	9 417	12 579	17 064	47 244
85119090 77833	Parts of goods of elect ignition for usenot for aircraft or vehicle engine	5 263	17 837	327	7 793
	Amerika Serikat	648	9 894	189	4 528
	Brazil	19	303	21	389
	Jepang	24	259	46	863
	Kanada	2	3	2	2
	Korea Selatan	3	17	1	6
	Meksiko	68	873	65	1 894
	Tiongkok	4 499	6 488	3	111
85122020 77834	Unassembled lighting/visual signalingequipment	48	216	511	3 240
	Tiongkok	48	216	511	3 240
85122091 77834	Other lighting/visual signalling equip.for motorcycles	8 167	9 281	3 386	6 778
	India	502	522	0	0
	Tiongkok	7 665	8 759	3 386	6 778
85122099 77834	Other lighting/visual signalling equip.	284	1 079	32	656
	Finlandia	9	167	0	0
	Francis	24	218	32	656
	Jepang	15	174	0	0
	Tiongkok	236	520	0	0
85123010 77834	Horns and serenes, assembled	1 634	4 035	1 172	9 556
	Amerika Serikat	0	0	97	3 049
	India	97	1 061	102	2 358
	Inggris	0	0	3	107
	Jerman	0	0	146	1 674
	Tiongkok	1 537	2 974	824	2 368
85123020 77834	Unassembled sound signalling equipment	3 008	7 799	0	0
	Amerika Serikat	105	1 633	0	0
	Jepang	3	31	0	0
	Tiongkok	2 900	6 135	0	0
85123099 77834	Other sound signalling equipment	5 433	6 728	0	0
	Tiongkok	5 433	6 728	0	0

**Tabel 3 (lanjutan)**  
**Impor Menurut Komoditas (HS) dan Negara Asal Januari - Desember, 2020-2021**

HS/STIC	Deskripsi Komoditas/ Negara Asal	Januari-Desember 2020		Januari-Desember 2021	
		Berat (kg)	Nilai CIF (US\$)	Berat (kg)	Nilai CIF (US\$)
(1)	(2)	(3)	(4)	(5)	(6)
85124000 77834	Windscreen wiper, defroster & demisters	6 519	7 042	90	1 938
	Inggris	0	0	1	30
	Singapura	76	81	0	0
	Spanyol	15	232	76	1 606
	Tiongkok	6 428	6 729	13	302
85129020 77835	Parts of goods of lighting, sound signalor windscreen wipers, defroster&demisters	140	245	6 945	9 511
	Singapura	132	174	0	0
	Spanyol	2	20	25	517
	Tiongkok	6	51	6 920	8 994
85131090 81312	Other portable electric lamps	734	1 465	0	0
	Korea Selatan	6	200	0	0
	Malaysia	1	10	0	0
	Singapura	6	201	0	0
	Taiwan	2	93	0	0
	Tiongkok	719	961	0	0
85139090 81380	Other part of portable electric lamp designed	22	148	0	0
	Inggris	1	25	0	0
	Korea Selatan	21	123	0	0
85141000 74131	Resistance heated furnaces and ovens	0	0	22 500	56 550
	Tiongkok	0	0	22 500	56 550
85143090 74133	Other furnaces and ovens	0	0	751	168 000
	Swedia	0	0	751	168 000
85149090 74135	Other industrial/lab.elec. furnaces and ovens incl.by induction or dielect.loss	193	2 911	112	1 151
	Tiongkok	193	2 911	112	1 151
85151910 73732	Mach and app for soldering component on PCB/ printed wiring boards	1	26	0	0
	Tiongkok	1	26	0	0
85152100 73733	Mach and app for resistance welding of metal, fully or partly automatic	0	0	3 823	3 906
	Tiongkok	0	0	3 823	3 906
85152900 73734	Mach and app for resistance welding of metal, non-automatic	0	0	26 870	219 500
	Tiongkok	0	0	26 870	219 500
85153100 73735	Mach and app for arc welding of metal, fully or partly automatic	4 545	28 441	644	1 291
	Tiongkok	4 545	28 441	644	1 291

**Tabel 3 (lanjutan)**  
**Impor Menurut Komoditas (HS) dan Negara Asal Januari - Desember, 2020-2021**

HS/STIC	Deskripsi Komoditas/ Negara Asal	Januari-Desember 2020		Januari-Desember 2021	
		Berat (kg)	Nilai CIF (US\$)	Berat (kg)	Nilai CIF (US\$)
(1)	(2)	(3)	(4)	(5)	(6)
85153990	Oth machine and apparatus for arcwelding of metals,				
73736	not automatic	0	0	3 032	6 427
	Tiongkok	0	0	3 032	6 427
85158090	Oth electric mach & app for hot spraying of	820	6 350	0	0
73737	metals/sintered metal carbides				
	Malaysia	365	1 676	0	0
	Tiongkok	455	4 674	0	0
85159020	Part of mach&app for soldering componenton	0	0	9	46
73739	PCB/printed wiring boards				
	Tiongkok	0	0	9	46
85159090	Oth electric machines & apparatus	324	300	2 268	4 673
73739					
	Tiongkok	324	300	2 268	4 673
85161019	Water dispenser fitted only with water heater, oth	8	61	0	0
77581	than for domestic use				
	Singapura	8	61	0	0
85161030	Electric immersion water heaters	3 727	20 556	0	0
77581					
	Tiongkok	3 727	20 556	0	0
85162900	Oth electric space heating apparatusand electric soil	0	0	623	3 957
77582	heating apparatus			623	3 957
	Tiongkok	0	0	623	3 957
85166090	Other ovens;cookers, cooking plates, boiling rings	8	50	0	0
77586					
	Tiongkok	8	50	0	0
85167200	Toasters	8	180	0	0
77587					
	Australia	8	180	0	0
85167910	Kettles , electro-thermic appliances	9	54	0	0
77587					
	Malaysia	8	25	0	0
	Singapura	1	29	0	0
85167990	Other electro-thermic appliances	66	82	0	0
77587					
	Tiongkok	66	82	0	0
85168090	Other electric heating resistors	1 880	900	46	816
77588					
	Meksiko	0	0	46	816
	Tiongkok	1 880	900	0	0
85169090	Other part of goods of electric instantaneous	1 633	24 528	2 652	27 185
77589					
	Amerika Serikat	14	207	0	0
	Tiongkok	1 619	24 321	2 652	27 185



**Tabel 3 (lanjutan)**  
**Impor Menurut Komoditas (HS) dan Negara Asal Januari - Desember, 2020-2021**

HS/STIC	Deskripsi Komoditas/ Negara Asal	Januari-Desember 2020		Januari-Desember 2021	
		Berat (kg)	Nilai CIF (US\$)	Berat (kg)	Nilai CIF (US\$)
(1)	(2)	(3)	(4)	(5)	(6)
85171200	Telephones for cellular networks or for other	95	8 810	0	0
76411	wireless				
	Australia	1	36	0	0
	Belanda	9	563	0	0
	Hong Kong	2	550	0	0
	Jepang	5	772	0	0
	Malaysia	13	984	0	0
	Singapura	54	5 238	0	0
	Swiss	2	161	0	0
	Taiwan	2	169	0	0
	Tiongkok	7	337	0	0
85171800	Other telephone sets, including telephones	1	256	0	0
76411	Singapura	1	256	0	0
85176210	Radio transmitters and radio receivers of a kind used	2	164	0	0
76412	for				
	Singapura	2	164	0	0
85176221	Control and adaptor units, including gateways and	1	67	0	0
76412	routers				
	Singapura	1	67	0	0
85176241	Modems including cable modems and modem cards	5	260	0	0
76412					
	Singapura	2	168	0	0
	Tiongkok	3	92	0	0
85176251	Wireless LANs	0	0	220	10 483
76412					
	Amerika Serikat	0	0	220	10 483
85176253	Other transmission apparatus for radio-telephony	2	163	0	0
76412					
	Inggris	2	163	0	0
85176259	Other transmission apparatus incorporating	1	140	0	0
76412	reception				
	Amerika Serikat	1	140	0	0
85176291	Portable receivers for calling, alerting or paging	1	90	0	0
76412					
	Amerika Serikat	1	90	0	0
85176299	Other portable receivers for calling, alerting or	0	0	25 347	914 984
76412	paging				
	Tiongkok	0	0	25 347	914 984
85176900	Other machines for the reception, conversion &	10	182	141	240
76412	transmission				
	Singapura	1	25	0	0
	Tiongkok	9	157	141	240

**Tabel 3 (lanjutan)**  
**Impor Menurut Komoditas (HS) dan Negara Asal Januari - Desember, 2020-2021**

HS/STIC	Deskripsi Komoditas/ Negara Asal	Januari-Desember 2020		Januari-Desember 2021	
		Berat (kg)	Nilai CIF (US\$)	Berat (kg)	Nilai CIF (US\$)
(1)	(2)	(3)	(4)	(5)	(6)
85177010 76418	Part of control and adaptor units including gateways Amerika Serikat	1	46	0	0
85177021 76418	Part of transmission apparatus, portable receivers Singapura	4	175	0	0
85177029 76418	Oth part of transmission apparatus, portable receivers Tiongkok	3	99	0	0
85177040 76418	Part of Aerials or antennae of a kind used with apparatus Singapura	3	3	0	0
85177099 76418	Other part of other apparatus for transmission/reception Singapura	1	54	0	0
85182110 76422	Box speaker type, single loudspeakers Singapura	1	53	5 803	12 673
	Tiongkok	0	0	5 803	12 673
85182190 76422	Other single loudspeakers, mounted in their enclosures Amerika Serikat	8	361	0	0
	Singapura	1	33	0	0
85182210 76422	Box speaker type, multiple loudspeakers Singapura	7	328	0	0
	Tiongkok	3	156	1 199	2 619
85183010 76424	Headphone Singapura	4	198	0	0
	Tiongkok	1	59	0	0
85183020 76424	Earphone Amerika Serikat	3	139	0	0
	Francis	16	364	0	0
	Hong Kong	1	160	0	0
	Malaysia	1	2	0	0
	Singapura	3	2	0	0
	Taiwan	3	51	0	0
	Tiongkok	3	66	0	0
	Tonga	1	1	0	0
		3	55	0	0
		1	27	0	0
85184040 76425	Audio-frequency electric amplifiers,other in line telephone Singapura	1	60	0	0
		1	60	0	0

**Tabel 3 (lanjutan)**  
**Impor Menurut Komoditas (HS) dan Negara Asal Januari - Desember, 2020-2021**

HS/STIC	Deskripsi Komoditas/ Negara Asal	Januari-Desember 2020		Januari-Desember 2021	
		Berat (kg)	Nilai CIF (US\$)	Berat (kg)	Nilai CIF (US\$)
(1)	(2)	(3)	(4)	(5)	(6)
85189010 76492	Part of goods of subheading 8518.10.11, 8518.29.20, Ukraina	3	160	0	0
85189090 76492	Part of goods of other subheading 8518 Singapura	1	57	0	0
85198920 76339	Other record-players with or without loudspeakers Singapura	2	50	0	0
85219091 76384	Video recording / reproduce app oth than magnetic tape-typefor cinematography or television Tiongkok	867	12 937	0	0
85232959 89842	Oth magnetic tapes, width > 6,5mmunrecorded Korea Selatan	2	50	0	0
85234110 89844	Optical media, unrecorded, forcomputer use Vietnam	17 406	36 480	0	0
85234190 89844	Optical media, unrecorded, forother use Korea Selatan	10	186	0	0
85234913 89844	Other kind of disc; sound only Jepang	1	57	0	0
85234916 89844	Laser discs suitable for cinematography such asnewsreels, travelogues,technical, scientific&oth Amerika Serikat	17 904	16 765	0	0
	Austria	11	341	0	0
	Brunei Darussalam	3	25	0	0
	Jepang	1	31	0	0
	Korea Selatan	77	685	0	0
		17 812	15 683	0	0
85234919 89844	Cinematographic film oth than newsreel, travelogues, and oth doc. films; optical Hong Kong	1	49	0	0
85235129 89846	Solid-state non-volatile storage devicesfor other use; recorded Amerika Serikat	123	1 109	0	0
85235200 89846	Smart cards Jerman	1	214	0	0
85258039 76484	Video camera recorders,used inother purposes Malaysia	1	214	0	0
	Singapura	7	596	0	0
		2	265	0	0
		5	331	0	0

**Tabel 3 (lanjutan)**  
**Impor Menurut Komoditas (HS) dan Negara Asal Januari - Desember, 2020-2021**

HS/STIC	Deskripsi Komoditas/ Negara Asal	Januari-Desember 2020		Januari-Desember 2021	
		Berat (kg)	Nilai CIF (US\$)	Berat (kg)	Nilai CIF (US\$)
(1)	(2)	(3)	(4)	(5)	(6)
85258040 76484	Television cameras	4	50	0	0
	Selandia Baru	4	50	0	0
85258059 76484	Digital camera other than DSLR	20	1 017	0	0
	Belanda	8	345	0	0
	Singapura	11	632	0	0
	Tiongkok	1	40	0	0
85269190 76483	Other radio navigational aid apparatus	2	465	0	0
	Amerika Serikat	1	435	0	0
	Singapura	1	30	0	0
85271390 76221	Apparatus radio-broadcasting combined with sound recording/reproducing, not portable	1	73	0	0
	Ukraina	1	73	0	0
85285910 76140	Oth color monitors, capable of directly connecting & designed use automatic data processing machine of	0	0	34 720	1 119 397
	Amerika Serikat	0	0	136	1 553
	Jepang	0	0	92	3 047
	Meksiko	0	0	170	2 504
	Tiongkok	0	0	34 322	1 112 293
85286200 76150	Projector, capable of directly connecting & designed use automatic data processing machine of	1	27	0	0
	Belanda	1	27	0	0
85287111 76160	Reception apparatus for television, set top box which have a communication function, mains operated	1	74	0	0
	Malaysia	1	74	0	0
85287292 76160	LCD, LED and other flat panel display type	9	503	42 097	36 876
	Singapura	9	503	18 077	14 959
	Tiongkok	0	0	24 020	21 917
85287299 76160	Oth reception for TV, colour, not battery operated	0	0	6 759	4 324
	Tiongkok	0	0	6 759	4 324
85291030 76493	Telescopic, rabbit & dipole antennae for TV, or radio receivers	4	43	0	0
	Singapura	4	43	0	0
85291099 76493	Oth aeriels & aeriels reflector, used with transmission app. for oth purposes	6	211	0	0
	Jerman	4	108	0	0
	Singapura	2	103	0	0
85299020 76493	Part of decoder for use with transmission apparatus	1	29	0	0
	Malaysia	1	29	0	0

**Tabel 3 (lanjutan)**  
**Impor Menurut Komoditas (HS) dan Negara Asal Januari - Desember, 2020-2021**

HS/STIC	Deskripsi Komoditas/ Negara Asal	Januari-Desember 2020		Januari-Desember 2021	
		Berat (kg)	Nilai CIF (US\$)	Berat (kg)	Nilai CIF (US\$)
(1)	(2)	(3)	(4)	(5)	(6)
85299040 76493	Part of digital cameras/video camera recorders for use with transmission apparatus Belgia	1	58	0	0
85299053 76493	Oth printed circuit board; assembled, for flat panel display monitor/projector Amerika Serikat	1	58	0	0
85299099 76493	Oth printed circuit board;not assembled, for othermonitor and projectors Singapura	1	42	0	0
85309000 77883	Part of equipment railways, tramways, road, waterway, parking facilities, etc Tiongkok	1 932	4 211	0	0
85311010 77884	Burglar alarms Singapura	3	74	0	0
85311090 77884	Other alarms and similar apparatus Tiongkok	216	3 343	343	833
85312000 77884	Indicator panel incorporating LCD/LED Tiongkok	17	808	0	0
85318010 77884	Electronic bells and other sound signalling apparatus Singapura	1	27	0	0
85318090 77884	Other electric sound/visual signalling apparatus Jepang Tiongkok	59	255	113	7 144
85319090 77885	Part of other electric sound or visual signalling apparatus Amerika Serikat Meksiko Tiongkok	269	12 789	0	0
85322500 77866	Dielectric of paper or plastic Brazil Tiongkok	0	0	45	1 214
85322900 77867	Other fixed capasitor Amerika Serikat India Jepang Meksiko Taiwan	82	1 149	26	732

**Tabel 3 (lanjutan)**  
**Impor Menurut Komoditas (HS) dan Negara Asal Januari - Desember, 2020-2021**

HS/STIC	Deskripsi Komoditas/ Negara Asal	Januari-Desember 2020		Januari-Desember 2021	
		Berat (kg)	Nilai CIF (US\$)	Berat (kg)	Nilai CIF (US\$)
(1)	(2)	(3)	(4)	(5)	(6)
85332900 77232	Oth fixed resistors for a power handling capacity > 20 W	8	57	13	237
	Amerika Serikat	8	57	3	80
	India	0	0	8	116
	Meksiko	0	0	2	41
85333900 77233	Wirewound variable resistors, rheostats & potentiometers for a power handling capacity > 20W	13	246	0	0
	Jepang	13	246	0	0
85334000 77235	Other variable resistors, incl rheostats and potentiometers	61	1 049	74	1 814
	Amerika Serikat	0	0	6	69
	Inggris	0	0	3	37
	Jepang	17	260	23	737
	Jerman	0	0	6	64
	Meksiko	8	160	20	465
	Taiwan	36	629	16	442
85351000 77241	Fuses, for a voltage > 1000V	2 642	7 147	0	0
	Finlandia	5	270	0	0
	Hungaria	25	1 350	0	0
	Tiongkok	2 612	5 527	0	0
85352190 77242	Automatic circuit breakers for a voltage < 72,5 kV; other circuit breaker	201	2 610	714	1 200
	Malaysia	200	2 540	714	1 200
	Singapura	1	70	0	0
85352990 77243	Automatic circuit breakers for a voltage >= 72,5 kV other circuit breaker	6 122	12 953	0	0
	Tiongkok	6 122	12 953	0	0
85353019 77244	Disconnecter having a voltage >= 36 KV	137 070	7 476 303	129 357	879 713
	Tiongkok	137 070	7 476 303	129 357	879 713
85353090 77244	Isolating switch & make-and-break switches for a voltage of < 66 kV	360 433	31 338 206	324	18 290
	Taiwan	0	0	159	374
	Tiongkok	360 433	31 338 206	165	17 916
85354000 77245	Lightning arresters, voltage limiters and surge suppressors	915	1 937	30 543	1 679 436
	Tiongkok	915	1 937	30 543	1 679 436
85359090 77249	Oth bushing, tap changer assembl and switches starting for electricity	243	12 550	77 813	519 625
	Finlandia	241	12 457	0	0
	Singapura	2	93	0	0
	Slovakia	0	0	8	225
	Tiongkok	0	0	77 805	519 400

**Tabel 3 (lanjutan)**  
**Impor Menurut Komoditas (HS) dan Negara Asal Januari - Desember, 2020-2021**

HS/STIC	Deskripsi Komoditas/ Negara Asal	Januari-Desember 2020		Januari-Desember 2021	
		Berat (kg)	Nilai CIF (US\$)	Berat (kg)	Nilai CIF (US\$)
(1)	(2)	(3)	(4)	(5)	(6)
85361012 77251	Thermal fuses glass type: other, for a current of < 16 A	10	151	8	99
	Amerika Serikat	0	0	3	33
	Meksiko	10	151	5	66
85361019 77251	Oth thermal fuses glass type	20	155	0	0
	India	3	130	0	0
	Tiongkok	17	25	0	0
85361093 77251	Oth thermal fuses, fuse blocks, of a kind used formotor vehicles	166	192	0	0
	Tiongkok	166	192	0	0
85361099 77251	Other fuses	20	140	52	858
	Amerika Serikat	3	4	3	13
	Jepang	10	81	30	440
	Meksiko	2	10	13	261
	Spanyol	1	28	1	24
	Tiongkok	4	17	5	120
85362011 77252	Automatic circuit breakers; moulded case, for a current, of less than 16 A	1	30	0	0
	Singapura	1	30	0	0
85362012 77252	Automatic circuit breakers; moulded case, for a current, >=16A but <=32A	47	59	4	40
	Tiongkok	47	59	4	40
85362013 77252	Automatic circuit breakers; moulded case, for a current, >32A but <=1000A	77	139	0	0
	Singapura	1	44	0	0
	Tiongkok	76	95	0	0
85362019 77252	Automatic circuit breakers; moulded case, for a current, >1000A	854	2 839	859	7 543
	Amerika Serikat	13	265	0	0
	Francis	13	245	0	0
	Italia	1	7	0	0
	Jerman	7	106	0	0
	Meksiko	82	1 152	42	997
	Tiongkok	738	1 064	817	6 546
85363020 77253	Electrical circuit protector used in radio equipmentor in electric fans	22	24	0	0
	Singapura	22	24	0	0
85363090 77253	Oth apparatus for protecting electrical circuits	41	133	156	9 949
	Amerika Serikat	6	51	0	0
	Rusia			12	330
	Singapura	35	82	0	0
	Tiongkok	0	0	144	9 619

**Tabel 3 (lanjutan)**  
**Impor Menurut Komoditas (HS) dan Negara Asal Januari - Desember, 2020-2021**

HS/STIC	Deskripsi Komoditas/ Negara Asal	Januari-Desember 2020		Januari-Desember 2021	
		Berat (kg)	Nilai CIF (US\$)	Berat (kg)	Nilai CIF (US\$)
(1)	(2)	(3)	(4)	(5)	(6)
85364110 77254	Digital relays,voltage <= 60V	414	2 221	0	0
	Tiongkok	414	2 221	0	0
85364191 77254	Semiconductor/electro-magnetic relays <=28 V	893	10 211	506	10 983
	Amerika Serikat	886	10 089	491	10 749
	Jepang	7	122	15	234
85364199 77254	Semiconductor/electro-magnetic relays >28 V	1 085	1 631	138	320
	Singapura	6	6	0	0
	Tiongkok	1 079	1 625	138	320
85364990 77254	Other digital relays,voltage > 60V	123	2 799	115	1 797
	Amerika Serikat	8	119	14	267
	Italia	38	576	13	280
	Jepang	14	182	10	233
	Polandia	0	0	1	15
	Taiwan	0	0	48	61
	Tiongkok	63	1 922	29	941
85365020 77255	Over-current and residual-current,automatic switches	466	5 850	428	9 026
	Amerika Serikat	301	3 979	115	2 223
	Italia	0	0	37	425
	Jepang	23	432	74	1 849
	Jerman	0	0	14	192
	Kosta Rika	49	595	17	440
	Meksiko	49	730	161	3 624
	Polandia	3	59	10	273
	Tiongkok	41	55	0	0
85365039 77255	Other high inrush switches and commutators for stoves and ranges	32 701	44 247	132	8 592
	Amerika Serikat	8	66	5	63
	Tiongkok	32 693	44 181	127	8 529
85365059 77255	Electronic AC switch,voltage<=1000V, for a current >= 16A	42 870	3 839 659	279 574	19 504 599
	Tiongkok	42 870	3 839 659	279 574	19 504 599
85365095 77255	Oth make&break switch,>500V,change-over switches; for starting elec.motors/fuse switches	1 257	15 850	11 355	30 082
	Amerika Serikat	235	4 129	103	1 825
	India	28	211	0	0
	Inggris	0	0	5	166
	Jepang	48	714	3	87
	Meksiko	780	10 250	536	12 539
	Philipina			8	176
	Polandia	18	337	23	480



**Tabel 3 (lanjutan)**  
**Impor Menurut Komoditas (HS) dan Negara Asal Januari - Desember, 2020-2021**

HS/STIC	Deskripsi Komoditas/ Negara Asal	Januari-Desember 2020		Januari-Desember 2021	
		Berat (kg)	Nilai CIF (US\$)	Berat (kg)	Nilai CIF (US\$)
(1)	(2)	(3)	(4)	(5)	(6)
	Singapura	145	159	0	0
	Tiongkok	3	50	10 677	14 809
85365099 77255	Other make&break switch,>500V	9 423	18 185	122	1 429
	Meksiko	2	34	0	0
	Tiongkok	9 421	18 151	122	1 429
85366919 77258	Telephone plugs for a current >= 16A	422	2 326	0	0
	Tiongkok	422	2 326	0	0
85366939 77258	Socket&plug for co-axial cable&printed circuits, for a current >= 16A	130	358	18	308
	Amerika Serikat	11	198	3	170
	Polandia	1	21	0	0
	Singapura	50	54	0	0
	Tiongkok	68	85	15	138
85366992 77258	Oth Socket&plug for co-axial cable & printed circuits, for a current < 16A	4	32	0	0
	Amerika Serikat	4	32	0	0
85366999 77258	Oth Socket&plug for co-axial cable&printed circuits,for a current >= 16A	1	1	0	0
	Amerika Serikat	1	1	0	0
85367020 77256	Connector for optical fibres,optical fibres bundles or cables; copper	1	60	0	0
	Jerman	1	60	0	0
85367090 77256	Oth connector for optical fibres,optical fibres bundles or cables	21	463	1	1
	Amerika Serikat	20	306	0	0
	Singapura	1	157		
	Taiwan	0	0	1	1
85369019 77259	Connection&contact elements for wires & cables;wafer probers;current >= 16A	11	571	182	4 932
	Francis	5	245	0	0
	Taiwan	0	0	111	144
	Tiongkok	6	326	71	4 788
85369029 77259	Junction boxes,for a current >= 16A	44	269	0	0
	Tiongkok	44	269	0	0
85369032 77259	Cable connector, connector/adaptor for co-axial cable, commutator,current<16A	11	207	5	93
	Amerika Serikat	7	130	5	93
	Meksiko	4	77	0	0
85369039 77259	Cable connector,connector/adaptor for co-axial cable, commutator, current>=16A	748	8 911	314	6 816
	Amerika Serikat	518	6 080	204	4 059

**Tabel 3 (lanjutan)**  
**Impor Menurut Komoditas (HS) dan Negara Asal Januari - Desember, 2020-2021**

HS/STIC	Deskripsi Komoditas/ Negara Asal	Januari-Desember 2020		Januari-Desember 2021	
		Berat (kg)	Nilai CIF (US\$)	Berat (kg)	Nilai CIF (US\$)
(1)	(2)	(3)	(4)	(5)	(6)
	Francis	3	26	0	0
	India	2	31	0	0
	Inggris	4	66	5	150
	Jerman	63	891	1	2
	Kanada	26	274	0	0
	Meksiko	88	1 046	103	2 572
	Swedia	2	40	0	0
	Swiss	3	38	0	0
	Taiwan	5	104	0	0
	Tiongkok	34	315	1	33
85369094 77259	Other cable connector,for a current < 16A	328	4 346	0	0
	Tiongkok	328	4 346	0	0
85369099 77259	Other cable connector, for a current >= 16A	2 879	67 382	119	2 636
	Jerman	37	6 391	0	0
	Meksiko	7	145	0	0
	Swedia	1 415	52 961	14	449
	Tiongkok	1 420	7 885	105	2 187
85371011 77261	Control panel use in distributed controlsystem; voltage<1000V	574	7 285	3 807	21 848
	Amerika Serikat	66	471	38	929
	Malaysia	0	0	126	3 839
	Taiwan	24	54	0	0
	Tiongkok	484	6 760	3 643	17 080
85371013 77261	Control panel for AC,refrigerator, washing mach., vacuum cleaner, mixer, water heater	0	0	5 990	78 219
	Tiongkok	0	0	5 990	78 219
85371019 77261	Other control panel	26 671	153 328	66 018	264 154
	Tiongkok	26 671	153 328	66 018	264 154
85371020 77261	Distribution board (incl back panels & back planes) used with auto data process. mach., telp	5 582	83 299	0	0
	Tiongkok	5 582	83 299	0	0
85371030 77261	Programmable logic controllers for auto-mach for transport handling&storages of dies for	627	300	0	0
	Tiongkok	627	300	0	0
85371092 77261	Switchboard & control panels: use in distributed control systems	415	4 485	127	1 155
	Amerika Serikat	128	2 187	0	0
	Jepang	22	395	0	0
	Malaysia	0	0	127	1 155
	Meksiko	265	1 903	0	0

**Tabel 3 (lanjutan)**  
**Impor Menurut Komoditas (HS) dan Negara Asal Januari - Desember, 2020-2021**

HS/STIC	Deskripsi Komoditas/ Negara Asal	Januari-Desember 2020		Januari-Desember 2021	
		Berat (kg)	Nilai CIF (US\$)	Berat (kg)	Nilai CIF (US\$)
(1)	(2)	(3)	(4)	(5)	(6)
85371099 77261	Switchboard & control panels: use for other purposes	27 674	178 558	1 080 968	31 508 352
	Amerika Serikat	1 631	13 621	115	2 673
	Jepang	74	1 013	185	3 898
	Jerman	374	12 302	0	0
	Kanada	18	362	0	0
	Malaysia	0	0	13 487	194 360
	Meksiko	0	0	84	1 453
	Polandia	264	5 539	0	0
	Swedia	0	0	2 085	66 274
	Tiongkok	25 313	145 721	1 065 012	31 239 694
85372029 77262	Control panels incorporating electrical instruments forbreaking, connecting/protecting elecricalt circuit	0	0	29	776
	Amerika Serikat	0	0	29	776
85372090 77262	Oth board for electrical control for voltage< 1000 volt	7 742	36 809	6 132	84 182
	Malaysia	7 685	34 091	0	0
	Taiwan	0	0	615	790
	Thailand	0	0	1 058	24 800
	Tiongkok	57	2 718	0	0
	Vietnam	0	0	4 459	58 592
85381019 77281	Other part of programable logic controller used in radioequipment,vaoltage <=1000V	240	9 280	0	0
	Tiongkok	240	9 280	0	0
85381029 77281	Other part of programable logic controller used in radioequipment,vaoltage >1000V	980	45 355	0	0
	Amerika Serikat	41	365	0	0
	Tiongkok	939	44 990	0	0
85389019 77282	Oth part of electric switch,socket&plug, voltage<= 1000V	957	18 766	283	4 667
	Amerika Serikat	110	1 174	150	3 621
	Francis	1	2	0	0
	Inggris	2	16	3	108
	Jepang	0	0	1	21
	Jerman	711	6 360	0	0
	Kanada	2	48	0	0
	Korea Selatan	1	12	0	0
	Meksiko	1	23	3	75
	Polandia	10	125		
	Taiwan	0	0	88	114
	Tiongkok	117	10 973	33	618
	Republik Dominika	2	33	5	110
85389020 77282	Oth part including printed circuit assmblies of telp plug;connect&contact; voltage>1000V	760	58 300	0	0
	Korea Selatan	760	58 300	0	0

**Tabel 3 (lanjutan)**  
**Impor Menurut Komoditas (HS) dan Negara Asal Januari - Desember, 2020-2021**

HS/STIC	Deskripsi Komoditas/ Negara Asal	Januari-Desember 2020		Januari-Desember 2021	
		Berat (kg)	Nilai CIF (US\$)	Berat (kg)	Nilai CIF (US\$)
(1)	(2)	(3)	(4)	(5)	(6)
85391090 77823	Sealed beam lamp units for others	6 322	11 935	842	1 898
	Amerika Serikat	102	483	837	1 850
	Jerman	0	0	5	48
	Tiongkok	6 220	11 452	0	0
85392130 77821	Tungsten halogen used for motor vehicles	2 331	2 420	0	0
	Amerika Serikat	2	213	0	0
	Singapura	12	95	0	0
	Tiongkok	2 317	2 112	0	0
85392140 77821	Other reflector lamp bulbs of tungsten halogen	253	281	0	0
	Singapura	253	281	0	0
85392190 77821	Other tungsten halogen	65	1 163	28	659
	Finlandia	62	1 100	8	149
	Jerman	3	63		
	Tiongkok	0	0	20	510
85392293 77821	Oth filament lamp, excl ultra-violet/infra-red halogen, power<=200W&>100V, for domestic Inggris	1	26	0	0
	Inggris	1	26	0	0
85392920 77821	Oth filament lamp,excl ultra-violet/infra-red, use motorvehicles	5 015	9 142	3 338	6 336
	Tiongkok	5 015	9 142	3 338	6 336
85392930 77821	Oth filament lamp,excl ultra-violet/infra-red, for otherreflector lamp bulbs	3	4	0	0
	Singapura	3	4	0	0
85392990 77821	Oth filament lamps,exc tungsten halogen, oth have capacity, >300W	179	2 268	96	2 157
	Amerika Serikat	114	1 468	12	331
	Finlandia	41	560	16	362
	Francis	5	41	38	804
	Inggris	0	0	1	18
	Jepang	14	120	6	87
	Jerman	0	0	8	70
	Meksiko	5	79	9	256
	Tiongkok	0	0	6	229
85394900 77824	Ultra-violet/infra-red lamps	44	259	0	0
	Tiongkok	44	259	0	0
85395000 77878	Light-emitting diode (LED) lamps	29	646	138	1 000
	Malaysia	1	3	0	0
	Singapura	6	493	0	0

**Tabel 3 (lanjutan)**  
**Impor Menurut Komoditas (HS) dan Negara Asal Januari - Desember, 2020-2021**

HS/STIC	Deskripsi Komoditas/ Negara Asal	Januari-Desember 2020		Januari-Desember 2021	
		Berat (kg)	Nilai CIF (US\$)	Berat (kg)	Nilai CIF (US\$)
(1)	(2)	(3)	(4)	(5)	(6)
	Swiss	0	0	138	1 000
	Taiwan	22	150	0	0
85399020 77829	Parts of aluminium end for fluorescen lamps; of kind used for motor vehicles	1	26	0	0
	Singapura	1	26	0	0
85399090 77829	Oth parts of aluminium end for fluorescen lamps; of kind used for motor vehicles	67	74	0	0
	Singapura	66	73	0	0
	Tiongkok	1	1	0	0
85411000 77631	Diodes, other than photosensitive/light emitting diodes	118	1 963	116	2 475
	Amerika Serikat	23	306	14	278
	Francis	60	1 170	98	2 148
	Inggris			1	10
	Italia	2	9		
	Meksiko	33	478	2	38
	Tiongkok			1	1
85413000 77635	Thyristors, diacs and triacs, other photosensitive devices	172	4 887	0	0
	Slovakia	63	3 252	0	0
	Tiongkok	109	1 635	0	0
85414022 77637	Photovoltaic cells, assembled in modules or made up into panels	20 202	65 293	0	0
	Tiongkok	20 202	65 293	0	0
85414090 77637	Oth photosensitive semiconductor devices	122	647	0	0
	Tiongkok	122	647	0	0
85419000 77688	Parts of diodes, transistors & similar; photosensitive semiconductor devices	148	5 425	0	0
	Amerika Serikat	7	275	0	0
	Australia	1	40	0	0
	Belanda	1	89	0	0
	Inggris	3	224	0	0
	Jepang	7	201	0	0
	Jerman	2	289	0	0
	Korea Selatan	3	31	0	0
	Latvia	1	46	0	0
	Malaysia	3	65	0	0
	Rusia	2	30	0	0
	Singapura	96	3 746	0	0
	Taiwan	11	171	0	0
	Tiongkok	11	218	0	0
85423100 77642	Processor & controller of electronics integrated circuits	8	755	0	0
	Amerika Serikat	1	208	0	0

**Tabel 3 (lanjutan)**  
**Impor Menurut Komoditas (HS) dan Negara Asal Januari - Desember, 2020-2021**

HS/STIC	Deskripsi Komoditas/ Negara Asal	Januari-Desember 2020		Januari-Desember 2021	
		Berat (kg)	Nilai CIF (US\$)	Berat (kg)	Nilai CIF (US\$)
(1)	(2)	(3)	(4)	(5)	(6)
	Singapura	2	497	0	0
	Thailand	5	50	0	0
85429000 77878	Parts of electronic integrated circuits	2	146	151	10 082
	Jerman	1	96	0	0
	Singapura	1	50	0	0
	Tiongkok			151	10 082
85433090 77878	Oth machine and apparatus for electroplating, electrolysis or electrophoresis	1	93	0	0
	Belanda	1	93	0	0
85437020 77878	Remote control apparatus, oth radio remote control apparatus	3	393	0	0
	Belanda	2	330	0	0
	Taiwan	1	63	0	0
85437030 77878	Electrical machines with translation/dictionary functions	1	25	0	0
	Belanda	1	25	0	0
85437040 77878	Equipment/machine for removal dust particle & curing material by UV light for mfg of printed circuit	0	0	7 412	15 845
	Tiongkok	0	0	7 412	15 845
85437090 77878	Oth equipment/machine for removal dust particle & curing material by UV light for mfg of printed circuit	384	3 454	4 716	337 326
	Belanda	15	864	0	0
	Inggris	1	45	0	0
	Singapura	7	387	0	0
	Taiwan	1	35	0	0
	Tiongkok	360	2 123	4 716	337 326
85441190 77311	Winding wire of other than copper	0	0	360	11 363
	Tiongkok	0	0	360	11 363
85442019 77312	Co-axial cable&oth co-axial electric conductor, fitted not with connector;<=66kV;insulated with	0	0	28 972	22 786
	Tiongkok	0	0	28 972	22 786
85442021 77312	Co-axial cable&oth co-axial electric conductor, not fitted with connector;<=66kV;insulated with	13 945	39 338	0	0
	Tiongkok	13 945	39 338	0	0
85442029 77312	Co-axial cable&oth co-axial electric conductor, not fitted not with connector;<=66kV;insulated with	1	3	26	1 724
	Amerika Serikat	1	3		
	Tiongkok	0	0	26	1 724
85442049 77312	Co-axial cable&oth co-axial electric conductor, not fitted not with connector;>66kV;insulated with	0	0	151	195
	Taiwan	0	0	151	195

**Tabel 3 (lanjutan)**  
**Impor Menurut Komoditas (HS) dan Negara Asal Januari - Desember, 2020-2021**

HS/STIC	Deskripsi Komoditas/ Negara Asal	Januari-Desember 2020		Januari-Desember 2021	
		Berat (kg)	Nilai CIF (US\$)	Berat (kg)	Nilai CIF (US\$)
(1)	(2)	(3)	(4)	(5)	(6)
85443012 77313	Wiring harness for motor vehicle; for used vehicles ofhead 87.02,87.03,87.04/84.11; insulate with Tiongkok	14 782	14 203	0	0
85443013 77313	Wiring harness for motor vehicle; for used vehicles of exclhead 87.02,87.03,87.04/84.11; insulate with Amerika Serikat	5	102	10	212
85443019 77313	Wiring harness for motor vehicle; for used vehicles of exclhead 87.02,87.03,87.04/84.11;not insulate w Tiongkok	184	1 157	0	0
85443099 77313	Ignition wiring sets,not wiring set,used in vehicle, aircraft/ship; no insulate rubber/plastic	4 567	62 404	749	16 672
	Amerika Serikat	3 745	50 228	91	1 968
	Inggris	6	111	0	0
	Jerman			15	170
	Meksiko	816	12 065	629	14 257
	Tiongkok	0	0	14	277
85444213 77316	Electric conductor with connectors for telecommunication used, voltage <=80V, insulated Tiongkok	0	0	352	600
85444219 77316	Electric conductor with connectors for telecommunication used, voltage<=80V, not	0	0	9 973	6 527
	Malaysia	0	0	6	150
	Tiongkok	0	0	9 967	6 377
85444221 77316	Telephone, telegraph, radio relay cable submarine, fitted with conector;80V<voltage<=1000V Tiongkok	0	0	31	157
85444239 77316	Battery cables,not insulate with rubber/plastic forother than vehicle 8702,8703,8704/8711, Amerika Serikat	99	1 247	103	2 304
	Tiongkok	99	1 247	100	2 162
		0	0	3	142
85444299 77316	Other electric cables other than insulated with plastics, paper/rubber, diameter> 5 mm	100	1 440	40	1 279
	Amerika Serikat	99	1 402	40	1 279
	Tiongkok	1	38	0	0
85444919 77316	Oth electric conductor, not fitted connector,not insulated for used telecommunication, voltage Tiongkok	0	0	7	447
		0	0	7	447
85444921 77316	Shielded wire for manufactur of auto-wiring harnesses, not for telecommunication, <=80 v Tiongkok	0	0	18 369	229 096
		0	0	18 369	229 096
85444924 77316	Electrical cables insulated with plastic diameter <=19.5 mm,for oth, insulated with Amerika Serikat	73	908	5	234
		73	908	5	234

**Tabel 3 (lanjutan)**  
**Impor Menurut Komoditas (HS) dan Negara Asal Januari - Desember, 2020-2021**

HS/STIC	Deskripsi Komoditas/ Negara Asal	Januari-Desember 2020		Januari-Desember 2021	
		Berat (kg)	Nilai CIF (US\$)	Berat (kg)	Nilai CIF (US\$)
(1)	(2)	(3)	(4)	(5)	(6)
85444929 77316	Electrical cables insulated with plastic diameter >19.5 mm, not use for telecommunication, voltage Tiongkok	2 442	5 166	0	0
85444939 77316	Oth electric conductor, not fitted connector, insulated with material for used Tiongkok	2 315	12 286	0	0
85444941 77316	Cable insulated with plastics, not fitted connector for not used telcomunication, 80V< voltage <= 1.000V Vietnam	5 340	33 655	0	0
85444942 77316	Oth electric conductor, not fitted connector, insulated with rubber, paper/plastics for not used Tiongkok	0	0	3 213	16 089
85444949 77316	Oth electric conductor, not fitted connector, insulated with material oth than Jepang Tiongkok	3 276	11 723	6 175	46 147
85446019 77317	Oth electric conductors, not insulated, 1 kV<voltage<=36 kV Vietnam	144 125	704 820	0	0
85446021 77317	Cables insulated with plastics, diameter <= 22,7 mm, 36 kV<voltage<=66 kV Vietnam	12 158	76 613	25 170	149 022
85446029 77317	Oth electric conductors, not insulated, 36 kV <voltage<=66 kV Tiongkok	510	9 383	58 700	1 898 197
85446039 77317	Oth electric conductors, not insulated, voltage >66 kV Tiongkok	31 216	537 146	649 518	10 955 466
85451900 77886	Electroda of graphite/oth carbon, used not for furnaces Swedia	0	0	23 057	88 486
85452000 77886	Carbon brushes of graphite/oth carbon, for electrical purposed Amerika Serikat Hungaria India Inggris Tiongkok	1 649	4 927	129	3 334
85459000 77886	Lamp carbons, battery carbons & oth article of graphite/oth carbon, with or w/o metal for electrical Amerika Serikat Tiongkok	405	2 659	141	704



**Tabel 3 (lanjutan)**  
**Impor Menurut Komoditas (HS) dan Negara Asal Januari - Desember, 2020-2021**

HS/STIC	Deskripsi Komoditas/ Negara Asal	Januari-Desember 2020		Januari-Desember 2021	
		Berat (kg)	Nilai CIF (US\$)	Berat (kg)	Nilai CIF (US\$)
(1)	(2)	(3)	(4)	(5)	(6)
85462090 77323	Electrical insulators of any material other than glass and ceramics Tiongkok	98	489	10 396	25 905
85469000 77324	Other electrical insulators of any material not of glass and of ceramics Amerika Serikat Francis Inggris Meksiko Swedia Tiongkok	6	44	535	14 364
	Amerika Serikat	3	20	4	37
	Francis	0	0	2	41
	Inggris	0	0	2	41
	Meksiko	1	3	2	15
	Swedia	0	0	432	13 721
	Tiongkok	2	21	93	509
85471000 77326	Insulating fitting for electrical machines, appliances/equipment; of ceramics Amerika Serikat	0	0	9	161
	Amerika Serikat	0	0	9	161
85472000 77328	Insulating fitting for electrical machines, appliances/equipment; of plastic Amerika Serikat Tiongkok	16	221	5 204	53 895
	Amerika Serikat	16	221	6	135
	Tiongkok	0	0	5 198	53 760
85479010 77329	Electric conduit tubing & joint therefor of base metal line with insulating material Amerika Serikat	91	877	17	442
	Amerika Serikat	91	877	17	442
85489090 77813	Other waste and scrap of other primary cells, primary batteries, and electric accumulator of used in aircraft Tiongkok	5	37	0	0
	Tiongkok	5	37	0	0
86063000 79182	Self-discharging vans, wagons, other than those of tank wagons and the like Tiongkok	22 000	65 200	0	0
	Tiongkok	22 000	65 200	0	0
86069900 79182	Other railway/tramway goods vans & wagons, not self-propelled, open, with non-removable sides of height Tiongkok	2 308 800	7 456 800	0	0
	Tiongkok	2 308 800	7 456 800	0	0
86071200 79199	Other bogies and bissel-bogies Tiongkok	0	0	41 760	73 920
	Tiongkok	0	0	41 760	73 920
86071900 79199	Axles and wheels, and parts thereof Tiongkok	712 151	1 782 469	3 606 360	5 691 012
	Tiongkok	712 151	1 782 469	3 606 360	5 691 012
86072900 79199	Brakes and parts thereof other than air brakes Tiongkok	0	0	5 656	45 021
	Tiongkok	0	0	5 656	45 021
86080090 79191	non electro-mechanical equip of railway/tramway track fixtures, fitting, mechanic signaling, safety/traffic Tiongkok	33 463	58 447	50 726	116 057
	Tiongkok	33 463	58 447	50 726	116 057

**Tabel 3 (lanjutan)**  
**Impor Menurut Komoditas (HS) dan Negara Asal Januari - Desember, 2020-2021**

HS/STIC	Deskripsi Komoditas/ Negara Asal	Januari-Desember 2020		Januari-Desember 2021	
		Berat (kg)	Nilai CIF (US\$)	Berat (kg)	Nilai CIF (US\$)
(1)	(2)	(3)	(4)	(5)	(6)
86090010 78630	Containers of metal,designed&equipped for carriage by one/more modes of transport	38 270 155	23 585 990	84 095 505	55 971 919
	Afrika Selatan	1 345 344	848 160	2 834 832	1 770 781
	Amerika Serikat	3 952 372	2 243 209	5 039 841	3 147 815
	Australia	741 337	392 250	212 919	126 081
	Belanda			594 000	374 463
	Brazil	3 983 377	2 522 974	8 527 417	5 379 357
	Hong Kong	336 224	139 253	570 171	234 138
	India	5 476 932	3 242 041	8 568 649	5 163 949
	Jepang	4 927 226	3 191 484	15 274 943	9 910 653
	Jerman	11 181	2 959	928 841	596 646
	Korea Selatan	160 525	85 885	367 207	209 925
	Malaysia	1 761 026	723 624	2 554 459	1 516 906
	Meksiko	59 400	37 446	540 804	340 928
	Philipina	600 600	345 700	1 177 176	676 124
	Singapura	1 629 283	862 234	1 608 902	647 713
	Taiwan	41 861	22 300	100 920	61 289
	Thailand	1 226 985	738 659	1 083 504	663 439
	Tiongkok	10 063 934	7 170 132	27 737 145	21 265 853
	Turki	72 543	31 206	5 058 898	3 204 583
	Vietnam	1 880 005	986 474	1 314 877	681 276
86090090 78630	Containers of oth material,designed&equipped for carriage by one/more modes of transport	0	0	1 681 820	1 137 720
	Singapura	0	0	1 316 700	495 000
	Tiongkok	0	0	365 120	642 720
87019110 72249	Agriculture tractors of engine power <=18kW	3 140	10 613	0	0
	Tiongkok	3 140	10 613	0	0
87019210 72249	Agriculture tractors of engine 18kW>power<=37kW	35 760	215 956	166 880	1 315 879
	Thailand	35 760	215 956	166 880	1 315 879
87041015 78211	Motor vehicles for transport of good design for off-highway usewith 10 t < g.v.w. < 20 t, CKD	67 500	171 000	0	0
	Tiongkok	67 500	171 000	0	0
87042366 78219	Motor vhcl for transport of good,diesel,24 t< g.v.w<=45 tdumpers, not CKD	0	0	130 000	490 000
	Tiongkok	0	0	130 000	490 000
87079011 78425	Bodies (incl cabs), for oth the motor vhcl of heading 8701 driver's cabin for vehicles of subheading	1 057	4 470	2 858	18 130
	Tiongkok	1 057	4 470	2 858	18 130
87079040 78425	Bodies (incl cabs), for oth the motor vhcl of heading 8704 driver's cabin for dumpers designed for off-	2 655	19 907	0	0
	Amerika Serikat	2 655	19 907	0	0

**Tabel 3 (lanjutan)**  
**Impor Menurut Komoditas (HS) dan Negara Asal Januari - Desember, 2020-2021**

HS/STIC	Deskripsi Komoditas/ Negara Asal	Januari-Desember 2020		Januari-Desember 2021	
		Berat (kg)	Nilai CIF (US\$)	Berat (kg)	Nilai CIF (US\$)
(1)	(2)	(3)	(4)	(5)	(6)
87079090	Bodies (incl cabs), for oth the motor vhcl of heading	5 390	18 359	0	0
78425	8704 oth driver's cabin for dumpers designed for off- Tiongkok	5 390	18 359	0	0
87081010	Bumper/parts and acc motor vhcl of heading 8701 to	82	3 356	0	0
78431	8705for vehicles of heading 8701				
	Amerika Serikat	19	649	0	0
	Australia	2	123	0	0
	Francis	1	94	0	0
	Inggris	2	180	0	0
	Italia	3	110	0	0
	Jepang	8	908	0	0
	Jerman	13	240	0	0
	Singapura	20	679	0	0
	Swedia	1	41	0	0
	Taiwan	4	120	0	0
	Tiongkok	9	212	0	0
87081090	Bumper/parts and acc motor vhcl of heading 8701 to	1 172	8 349	1 383	10 616
78431	8705for other vehicles of heading 8701				
	Inggris	1	85	0	0
	Jepang	2	202	0	0
	Jerman	1	39	0	0
	Singapura	75	175	0	0
	Thailand	1 057	7 618	1 355	10 464
	Tiongkok	36	230	28	152
87082100	Safety seat belts motor vhcl of heading 8701 to 8705	2 715	6 749	1 021	10 471
78432	Tiongkok	2 715	6 749	1 021	10 471
87082911	Components of door trim assemblies for vehicles of	16	19	0	0
78432	heading 8701				
	Tiongkok	16	19	0	0
87082916	Components of door trim assemblies, for other	2 296	1 507	0	0
78432	vehicles of heading 8701				
	Tiongkok	2 296	1 507	0	0
87082917	Components of door trim assemblies, for vehicles of	198	229	24	842
78432	subheading 8704.10				
	Meksiko	0	0	22	748
	Tiongkok	198	229	2	94
87082918	Components of door trim assemblies, for vhcl of	1	25	0	0
78432	heading 8702 or oth vhcl of heading 8704				
	Amerika Serikat	1	25	0	0
87082919	Components of door trim assemblies, for other vhcl	7 325	7 139	0	0
78432	of heading 87.02 or oth vhcl of heading 8704				
	Tiongkok	7 325	7 139	0	0

**Tabel 3 (lanjutan)**  
**Impor Menurut Komoditas (HS) dan Negara Asal Januari - Desember, 2020-2021**

HS/STIC	Deskripsi Komoditas/ Negara Asal	Januari-Desember 2020		Januari-Desember 2021	
		Berat (kg)	Nilai CIF (US\$)	Berat (kg)	Nilai CIF (US\$)
(1)	(2)	(3)	(4)	(5)	(6)
87082992 78432	Other parts of safety seat belts for vehicles of heading 8701 Tiongkok	1 035	1 200	0	0
87082993 78432	Interior trim fittings, mudguards for vehicles of heading 8703 Tiongkok	2	30	0	0
87082996 78432	Interior trim fittings; mudguards for vehicles of heading 8702 or 8704 Singapura Tiongkok	10 0	12 0	670 670	4 250 4 250
87082999 78432	Other interior trim fittings, mudguards Amerika Serikat Inggris Jerman Meksiko Polandia Singapura	664 447 91 0 0 0 126	7 892 6 100 1 391 0 0 0 401	44 2 0 9 6 27 0	882 41 0 273 163 405 0
87083021 78433	Brake drums, brake discs or brake pipes for vehicles of heading 8703 Singapura	61 61	192 192	0 0	0 0
87083029 78433	Other brake drums, brake discs or brake pipes for vehicles of heading 8703 Amerika Serikat Brazil Inggris Italia Singapura Tiongkok	8 376 282 25 0 62 239 7 768	20 631 3 637 195 0 951 765 15 083	1 312 345 5 12 0 0 950	32 965 9 248 103 480 0 0 23 134
87083030 78433	Brake drums, brake discs or brake pipes for vehicles of heading 8702 or 8704 Singapura Tiongkok	814 74 740	1 357 81 1 276	156 0 156	990 0 990
87083090 78433	Other brake drums, brake discs or brake pipes for vehicles of heading 8702 or 8704 Amerika Serikat Inggris Singapura Tiongkok	3 455 21 0 2 715 719	7 354 176 0 3 289 3 889	1 239 19 65 0 1 155	24 330 528 2 649 0 21 153
87084013 78434	Gear boxes, unassembled for vehicles of heading 8704 or 8705 Amerika Serikat Inggris Italia Meksiko	5 731 1 204 316 263 606	45 327 16 742 3 485 2 639 7 532	1 528 952 66 0 447	29 421 18 915 1 104 0 6 933

**Tabel 3 (lanjutan)**  
**Impor Menurut Komoditas (HS) dan Negara Asal Januari - Desember, 2020-2021**

HS/STIC	Deskripsi Komoditas/ Negara Asal	Januari-Desember 2020		Januari-Desember 2021	
		Berat (kg)	Nilai CIF (US\$)	Berat (kg)	Nilai CIF (US\$)
(1)	(2)	(3)	(4)	(5)	(6)
	Tiongkok	3 342	14 929	63	2 469
87084019	Other gear boxes, unassembled	446	4 477	483	11 719
78434					
	Amerika Serikat	256	2 052	312	7 129
	Belgia	0	0	2	88
	India	0	0	46	1 319
	Italia	75	987	35	873
	Jepang	0	0	8	148
	Meksiko	115	1 438	49	1 678
	Tiongkok			31	484
87084026	Gear boxes, assembled for vehicles of heading 8703	1	1	0	0
78434					
	Singapura	1	1	0	0
87084029	Other gear boxes, assembled	53	166	4 132	75 755
78434					
	Amerika Serikat	0	0	4 132	75 755
	Tiongkok	53	166	0	0
87084092	Parts for vehicles of heading 8703	51 588	32 737	0	0
78434					
	Amerika Serikat	4	50	0	0
	Singapura	813	2 057	0	0
	Tiongkok	50 771	30 630	0	0
87084099	Other parts	1 590	3 904	0	0
78434					
	Amerika Serikat	7	131	0	0
	Malaysia	4	50	0	0
	Singapura	780	1 139	0	0
	Tiongkok	799	2 584	0	0
87085011	Drive axl with differential, w/ or w/o transmission	6 566	4 243	0	0
78435	compunassembled for vhcl of heading 8703				
	Singapura	5	234	0	0
	Tiongkok	6 561	4 009	0	0
87085013	Drive axl with differential, w/ or w/o transmission	1 372	9 032	1 678	23 954
78435	compunassembled for vhcl of heading 8704 or 8705				
	Amerika Serikat	74	900	725	9 225
	India	0	0	128	3 727
	Italia	0	0	633	7 245
	Jerman	0	0	177	3 232
	Tiongkok	1 298	8 132	15	525
87085026	Drive axl with differential, w/ or w/o transmission	5	15	0	0
78435	compansambled for vehicles of heading 8703				
	Singapura	5	15	0	0

**Tabel 3 (lanjutan)**  
**Impor Menurut Komoditas (HS) dan Negara Asal Januari - Desember, 2020-2021**

HS/STIC	Deskripsi Komoditas/ Negara Asal	Januari-Desember 2020		Januari-Desember 2021	
		Berat (kg)	Nilai CIF (US\$)	Berat (kg)	Nilai CIF (US\$)
(1)	(2)	(3)	(4)	(5)	(6)
87085029	Drive axl with differential, w/ or w/o transmission	615	5 337	140	2 766
78435	compothor ansambled				
	Amerika Serikat	0	0	134	2 560
	India	0	0	6	206
	Tiongkok	615	5 337	0	0
87085099	Other crown wheels and pinions part for other	10	6	0	0
78435	vehicles				
	Tiongkok	10	6	0	0
87087015	Hub-caps for vehicles of heading 8701	1	100	0	0
78439					
	Jepang	1	100	0	0
87087018	Hub-caps for other vehicles of heading 8702 or 8704	244	270	0	0
78439					
	Singapura	244	270	0	0
87087019	Other Hub-capsfor other vehicles of heading 8702	2	27	0	0
78439	or 8704				
	Tiongkok	2	27	0	0
87087099	Other road wheels and parts and accessories thereof	1 419	1 385	0	0
78439	for vhcl of other heading				
	Singapura	14	16	0	0
	Tiongkok	1 405	1 369	0	0
87088016	Suspension systems (including shock-absorbers)for	14 606	15 604	0	0
78439	vhcl of heading 8703				
	Singapura	595	1 418	0	0
	Tiongkok	14 011	14 186	0	0
87088017	Suspension systems (including shock-absorbers)for	5 332	28 527	0	0
78439	vehicles of subheading 8704.10 or heading 87.05				
	Singapura	225	247	0	0
	Tiongkok	5 107	28 280	0	0
87088019	Other suspension systems (including shock-	5	188	0	0
78439	absorbers)				
	Amerika Serikat	5	188	0	0
87088092	Part of suspension systems (including shock-				
78439	absorbers)for vhcl of heading 8703	638	1 274		
	Singapura	294	938	0	0
	Tiongkok	344	336	0	0
87088099	Part of suspension systems (including shock-	1 624	14 207	1 798	30 381
78439	absorbers) for vhcl of other heading				
	Amerika Serikat	428	5 367	198	6 247
	India	747	8 250	798	12 942
	Inggris	0	0	67	2 357
	Italia	0	0	227	2 595
	Jerman	0	0	83	951
	Meksiko	0	0	425	5 289

**Tabel 3 (lanjutan)**  
**Impor Menurut Komoditas (HS) dan Negara Asal Januari - Desember, 2020-2021**

HS/STIC	Deskripsi Komoditas/ Negara Asal	Januari-Desember 2020		Januari-Desember 2021	
		Berat (kg)	Nilai CIF (US\$)	Berat (kg)	Nilai CIF (US\$)
(1)	(2)	(3)	(4)	(5)	(6)
	Tiongkok	449	590	0	0
87089116	Radiators for vhcl of heading 8703	162	401	0	0
78439					
	Singapura	162	401	0	0
87089117	Radiators for vhcl of heading 8702 or 8704for vhcl of	181	699	0	0
78439	subheading 8704.10				
	Tiongkok	181	699	0	0
87089118	Other radiators for vhcl of heading 8702 or 8705for	0	0	280	1 020
78439	vhcl of subheading 8704.10				
	Tiongkok	0	0	280	1 020
87089119	Other radiators for vhcl of heading 8702 or 8705	0	0	257	6 210
78439					
	Amerika Serikat	0	0	237	5 731
	India	0	0	20	479
87089193	Part of radiators drain plugs, for vehicles of heading 8	1 665	1 494	1 211	1 498
78439					
	Tiongkok	1 665	1 494	1 211	1 498
87089194	Part of radiators for vhcl of heading 8702/8704 drain	606	7 185	0	0
78439	plugs (excluding subheading 8704.10)				
	Hungaria	606	7 185	0	0
87089195	Other part of radiators for vehicles of heading 8703	716	470	0	0
78439					
	Tiongkok	716	470	0	0
87089199	Other part of radiators	40	43	0	0
78439					
	Singapura	40	43	0	0
87089210	Silencers (mufflers) and exhaust pipes, parts thereof	1	71	0	0
78439	for vehicles of heading 87.01				
	Tiongkok	1	71	0	0
87089220	Silencers (mufflers) and exhaust pipes, parts thereof	140	162	0	0
78439	for vehicles of heading 87.03				
	Tiongkok	140	162	0	0
87089252	Part of silencers (mufflers) and exhaust pipesfor	427	2 670	0	0
78439	vehicles of subheading 8704.10				
	Tiongkok	427	2 670	0	0
87089261	Silencers (mufflers) and exhaust pipesfor vhcl of	0	0	255	1 620
78439	heading 87.02 or other vhcl of heading 8704				
	Tiongkok	0	0	255	1 620
87089262	Part of silencers (mufflers) and exhaust pipesfor vhcl	10	143	540	14 219
78439	of heading 87.02 or other vhcl of heading 8705				
	Amerika Serikat	0	0	540	14 219
	Tiongkok	10	143	0	0

**Tabel 3 (lanjutan)**  
**Impor Menurut Komoditas (HS) dan Negara Asal Januari - Desember, 2020-2021**

HS/STIC	Deskripsi Komoditas/ Negara Asal	Januari-Desember 2020		Januari-Desember 2021	
		Berat (kg)	Nilai CIF (US\$)	Berat (kg)	Nilai CIF (US\$)
(1)	(2)	(3)	(4)	(5)	(6)
87089290 78439	Other part of silencers (mufflers) and exhaust pipes	869	12 642	46	577
	Amerika Serikat	701	10 272	0	0
	Francis	56	538	0	0
	Inggris	27	539	46	577
	Italia	10	144	0	0
	Tiongkok	75	1 149	0	0
87089350 78439	Clutches and parts thereof for vehicles of heading 87.01	316	367	0	0
	Tiongkok	316	367	0	0
87089360 78439	Clutches and parts thereof for vehicles of heading 8703	74 114	40 207	0	0
	Singapura	71	170	0	0
	Tiongkok	74 043	40 037	0	0
87089370 78439	Clutches and parts thereof for vehicles of heading 8704 or 8705	1 813	9 213	0	0
	Singapura	412	452	0	0
	Tiongkok	1 401	8 761	0	0
87089390 78439	Other clutches and parts thereof	11 271	24 837	762	12 996
	Amerika Serikat	869	10 056	365	5 498
	Italia	36	356	70	1 182
	Singapura	144	456	0	0
	Slovakia	218	2 880	259	4 911
	Tiongkok	10 004	11 089	68	1 405
87089419 78439	Oth steering wheel, steering columns & boxes, part thereof	2 040	12 764	0	0
	Tiongkok	2 040	12 764	0	0
87089495 78439	Other steering wheels with airbag assemblies for vehicles of heading 8703	7 544	4 722	0	0
	Singapura	53	145	0	0
	Tiongkok	7 491	4 577	0	0
87089499 78439	Other steering wheels with airbag assemblies	340	1 105	343	2 687
	Amerika Serikat	4	46	7	113
	Francis	0	0	11	287
	Italia	19	339	11	250
	Jepang	0	0	3	67
	Singapura	121	131	0	0
	Tiongkok	196	589	311	1 970
87089919 78439	Other unassembled fuel tanks; engine brackets, part & accessories of motor vhcl for vhcl heading 87.01	282	1 326	0	0
	Rusia	4	150	0	0
	Tiongkok	278	1 176	0	0



**Tabel 3 (lanjutan)**  
**Impor Menurut Komoditas (HS) dan Negara Asal Januari - Desember, 2020-2021**

HS/STIC	Deskripsi Komoditas/ Negara Asal	Januari-Desember 2020		Januari-Desember 2021	
		Berat (kg)	Nilai CIF (US\$)	Berat (kg)	Nilai CIF (US\$)
(1)	(2)	(3)	(4)	(5)	(6)
87089924 78439	Lower half of the fuel tank; fuel caps; filler pipes, filler hose assembly for vhcl of heading 8702, Singapura	143	1 227	0	0
	Tiongkok	85	141	0	0
	Turki	1	50	0	0
		57	1 036	0	0
87089925 78439	Other parts of fuel tanks Singapura	6 292	7 741	13 995	62 542
	Tiongkok	1 427	4 548	0	0
		4 865	3 193	13 995	62 542
87089963 78439	Chassis frames or parts thereof :for vehicles of heading 87.04	22	220	68	1 848
	Kanada	17	197	68	1 848
	Tiongkok	5	23	0	0
87089970 78439	Engine brackets Amerika Serikat	2 109	26 565	964	9 560
	Francis	0	0	25	709
	Inggris	736	14 480	0	0
	Singapura	667	5 916	94	3 491
	Tiongkok	10	24	0	0
		696	6 145	845	5 360
87089991 78439	Unassembled fuel tanks; engine bracketsfor vehicles of other than heading 87.03	1 516	15 144	1 838	38 427
	Amerika Serikat	106	1 146	256	4 385
	Francis	0	0	164	1 920
	India	0	0	62	1 706
	Italia	54	584	235	3 838
	Jerman	1 354	13 344	1 045	24 158
	Tiongkok	2	70	0	0
	Rumania	0	0	76	2 420
87089999 78439	Other unassembled fuel tanks; engine bracketsfor vehicles of other than heading 87.03	19 510	128 517	13 576	135 975
	Amerika Serikat	2 023	22 534	2 140	35 082
	Australia	1	55	0	0
	Francis	69	1 350	12	241
	India	2	42	18	219
	Inggris	860	6 317	52	883
	Italia	261	4 182	0	0
	Jepang	84	804	93	1 655
	Jerman	338	4 511	0	0
	Kanada	28	549	0	0
	Korea Selatan	52	834	6	277
	Polandia	243	4 407	0	0
	Singapura	8 572	11 866	0	0
	Tiongkok	6 977	71 066	11 255	97 618

**Tabel 3 (lanjutan)**  
**Impor Menurut Komoditas (HS) dan Negara Asal Januari - Desember, 2020-2021**

HS/STIC	Deskripsi Komoditas/ Negara Asal	Januari-Desember 2020		Januari-Desember 2021	
		Berat (kg)	Nilai CIF (US\$)	Berat (kg)	Nilai CIF (US\$)
(1)	(2)	(3)	(4)	(5)	(6)
87120010	Racing bicycles not motorised.	7	1 197	0	0
78520	Hong Kong	7	1 197	0	0
87120030	Other bicycles not motorised.	6	879	0	0
78520	Hong Kong	2	814	0	0
	Tiongkok	4	65	0	0
87141010	Saddles of motorcyces (incl mopeds)	23	602	0	0
78535	Amerika Serikat	2	45	0	0
	Inggris	1	129	0	0
	Italia	8	132	0	0
	Jerman	9	125	0	0
	Singapura	1	66	0	0
	Tiongkok	2	105	0	0
87141020	Spokes & nipples of motorcyces (incl mopeds)	3 364	2 476	0	0
78535	Tiongkok	3 364	2 476	0	0
87141030	Frame& fork incl telescopic fork,rear suspens&part thereof of motorcycles (incl mopeds)	243 076	361 183	248 340	489 291
78535	Jepang	1	26	0	0
	Singapura	1	37	0	0
	Tiongkok	243 074	361 120	248 340	489 291
87141040	Gearing,gearbox,clutch&oth transmission equipment & part thereof of motorcycles (incl mopeds)	89 565	154 303	99 598	202 108
78535	Amerika Serikat	9	99	0	0
	India	2 538	7 829	0	0
	Inggris	1	35	0	0
	Singapura	1	35	0	0
	Taiwan	455	1 178	0	0
	Tiongkok	86 561	145 127	99 598	202 108
87141050	Wheel rims of motorcycles (including mopeds)	6	258	0	0
78535	Italia	2	131	0	0
	Jerman	1	54	0	0
	Singapura	3	73	0	0
87141060	Brakes and parts thereof of motorcycles (incl mopeds)	114 445	174 326	200 522	316 293
78535	Singapura	4	117		
	Tiongkok	114 441	174 209	200 522	316 293
87141090	Other of motorcycles (including mopeds)	1 251 696	1 379 232	1 239 734	1 761 747
78535	Amerika Serikat	7	257	0	0
	Australia	1	73	0	0

**Tabel 3 (lanjutan)**  
**Impor Menurut Komoditas (HS) dan Negara Asal Januari - Desember, 2020-2021**

HS/STIC	Deskripsi Komoditas/ Negara Asal	Januari-Desember 2020		Januari-Desember 2021	
		Berat (kg)	Nilai CIF (US\$)	Berat (kg)	Nilai CIF (US\$)
(1)	(2)	(3)	(4)	(5)	(6)
	Francis	4	90	0	0
	India	8 185	8 506	0	0
	Inggris	6	366	0	0
	Italia	16	405	0	0
	Jepang	1	57	0	0
	Jerman	13	520	0	0
	Korea Selatan	1	95	0	0
	Singapura	44	2 648	0	0
	Swiss	1	99	0	0
	Taiwan	3 119	5 849	0	0
	Tiongkok	1 240 298	1 360 267	1 239 734	1 761 747
87149110 78537	Frames and forks, and parts thereof for bicycle of bicycles desined to be ridden by children Singapura	1 1	25 25	0 0	0 0
87149199 78537	Other parts for other forks for bicycles desined to be by children Tiongkok	264 264	265 265	0 0	0 0
87149210 78537	Wheel rims and spokes for bicyle desined to be by children Singapura	5 5	223 223	0 0	0 0
87149290 78537	Oth. wheel rims and spokes for bicyle of heading 8712.00.20 Tiongkok	475 475	480 480	0 0	0 0
87149390 78537	Other hubs-oth than coaster braking hubs&hub brake, & free-wheel sprocket-wheels for bicycles Jerman	1 1	28 28	0 0	0 0
87149410 78537	Brakes, incl.coaster braking hubs& hub brake & part thereof For bicycles desined to be by children Amerika Serikat Singapura	2 1 1	73 63 10	0 0 0	0 0 0
87149490 78537	Oth.Brakes, incl.coaster braking hubs & hub brake, part thereof for bicycles desined to be by children Tiongkok	380 380	432 432	0 0	0 0
87149510 78537	Saddles for bicycles desined to be by children Singapura	1 1	34 34	0 0	0 0
87149590 78537	Other saddles for bicycles desined to be by children Tiongkok	52 52	52 52	0 0	0 0
87149610 78537	Pedals and crank-gear, and parts thereof for bicycles desined to be by children Singapura	3 3	97 97	0 0	0 0

**Tabel 3 (lanjutan)**  
**Impor Menurut Komoditas (HS) dan Negara Asal Januari - Desember, 2020-2021**

HS/STIC	Deskripsi Komoditas/ Negara Asal	Januari-Desember 2020		Januari-Desember 2021	
		Berat (kg)	Nilai CIF (US\$)	Berat (kg)	Nilai CIF (US\$)
(1)	(2)	(3)	(4)	(5)	(6)
87149690 78537	Oth.pedals & crank-gear, and parts thereof for bicycles of subheading 8712.00.20	209	829	0	0
	Inggris	1	76	0	0
	Jepang	5	346	0	0
	Singapura	6	164	0	0
	Tiongkok	197	243	0	0
87149911 78537	Handle bar, pillar, mudguard, reflector, carr, control cabl, lamp or bracket lugsoth.acc.for bicycl of	9	535	0	0
	Belanda	2	203	0	0
	Singapura	5	233	0	0
	Tiongkok	2	99	0	0
87149991 78537	Oth handle bar, pillar, mudguard, reflector, carr, controlcabl, lamp/bracket lugsoth.acc.for bicycl of	158	495	8	20
	Singapura	1	48		
	Taiwan	1	190	0	0
	Tiongkok	156	257	8	20
87149993 78537	Other nipples for spokes for bicycles desined to be by children	7	377	0	0
	Jerman	5	305	0	0
	Singapura	2	72	0	0
87149994 78537	Chain wheels and cranks; other parts for bicycles desined to be by children	268	270	0	0
	Tiongkok	268	270	0	0
87163999 78629	Agricultural trailers & semi-trailers not having a carryingcapacity (payload) exceeding 200 t	7 045	10 950	19 756	29 600
	Tiongkok	7 045	10 950	19 756	29 600
87168020 78685	Wheelbarrows	121 088	143 628	93 389	139 515
	Malaysia	9 088	14 675	9 389	15 191
	Tiongkok	112 000	128 953	84 000	124 324
87168090 78685	Other wheelbarrows	671	2 196	892	6 108
	Tiongkok	671	2 196	892	6 108
87169099 78689	Oth trailer and semi-trailers	25 500	49 571	41 310	96 499
	Malaysia	0	0	310	499
	Tiongkok	25 500	49 571	41 000	96 000
89040031 79370	Tugs and pusher craft, power <= 4000 hp of gross tonnage <= 26 ton	0	0	192 000	907 473
	Malaysia	0	0	192 000	907 473
89079090 79399	Other floating structures	4 017	12 900	5 169	25 800
	Tiongkok	4 017	12 900	5 169	25 800

**Tabel 3 (lanjutan)**  
**Impor Menurut Komoditas (HS) dan Negara Asal Januari - Desember, 2020-2021**

HS/STIC	Deskripsi Komoditas/ Negara Asal	Januari-Desember 2020		Januari-Desember 2021	
		Berat (kg)	Nilai CIF (US\$)	Berat (kg)	Nilai CIF (US\$)
(1)	(2)	(3)	(4)	(5)	(6)
90019090 88419	Prisms, mirror & oth optical elements not for photograph orcinematographic cameras / projectors Meksiko	1	3	0	0
90021100 88431	Objective lenses for cameras, projectors or photographic enlargers or reducers Taiwan	1	34	0	0
90041000 88423	Sunglasses Australia Belanda Hong Kong Jerman Taiwan Tiongkok	12	452	0	0
90049050 88423	Protective goggles Taiwan	0	0	2	43
90049090 88423	Spectacles & the like excl corrective, protective googles Belanda Jerman Korea Selatan Tiongkok	15	1 560	0	0
90051000 87111	Binoculars Tiongkok	1	38	0	0
90058090 87115	Monoculars & oth optical telescopes excl instrument forradioastronomy Singapura	2	66	0	0
90059090 87119	Parts & accessories (include mountings) for oth optical telescopes Jerman	1	39	0	0
90071000 88121	Cinematographic cameras wheter or not w/ sound recording apparatus Belanda Singapura	38	2 375	0	0
90072090 88122	Cinematographic projectors for film >= 16 mm inwidth Jepang	2	114	0	0
90111000 87141	Stereoscopic microscopes Tiongkok	1 269	3 873	0	0

**Tabel 3 (lanjutan)**  
**Impor Menurut Komoditas (HS) dan Negara Asal Januari - Desember, 2020-2021**

HS/STIC	Deskripsi Komoditas/ Negara Asal	Januari-Desember 2020		Januari-Desember 2021	
		Berat (kg)	Nilai CIF (US\$)	Berat (kg)	Nilai CIF (US\$)
(1)	(2)	(3)	(4)	(5)	(6)
90119000 87149	Parts and accessories of compound optical microscopes Singapura	1	53	0	0
90129000 87139	Parts&acc for microscope oth than optical microscope Singapura	1	75	0	0
90153000 87413	Levels (measuring higher of ground) Tiongkok	64	357	0	0
90158090 87413	Other instruments&appliances oth than radio sonde and radio wind apparatus Tiongkok	0	0	361	565
90172010 87422	Rulers, drawing, marking out, or mathematical calculating instruments Amerika Serikat Vietnam	1	38	147	865
90172090 87422	Oth drawing, marking-out/mathematical calculating instrument Tiongkok	8	112	5	32
90173000 87423	Micrometers, callipers and gauges Amerika Serikat Singapura Tiongkok	811	3 500	179	1 126
90178000 87423	Oth instruments for measuring length for use in hand /for example rods and tapes India	1	49	0	0
90179090 87424	Parts & acc of oth instruments for measuring length for use in the hand Amerika Serikat	49	682	49	1 117
90181100 77411	Electro-cardiographs,used in medical Singapura	1	54	0	0
90181900 77412	Other electro-diagnostic apparatus used in medical Jepang Pakistan Singapura	4	240	0	0
90189090 87229	Other instruments and appliances,used in medical Belanda Singapura	2	232	0	0

**Tabel 3 (lanjutan)**  
**Impor Menurut Komoditas (HS) dan Negara Asal Januari - Desember, 2020-2021**

HS/STIC	Deskripsi Komoditas/ Negara Asal	Januari-Desember 2020		Januari-Desember 2021	
		Berat (kg)	Nilai CIF (US\$)	Berat (kg)	Nilai CIF (US\$)
(1)	(2)	(3)	(4)	(5)	(6)
90200000 87235	Breathing appliances&gas masks,excl protective masks having neither mechanical part nor Hong Kong	5	181	0	0
90241010 87453	Mach&appliances for testing metals,electrically operated Tiongkok	2 232	6 811	0	0
90248010 87453	Oth mach& appliances for electrically operated Tiongkok	199	1 907	0	0
90251911 87455	Thermometers&pyrometers,elect operated, temperature gauges for motor vehicles Tiongkok	17	644	0	0
90251919 87455	Thermometers&pyrometers,elect operated,oth temperature gauges for motor vehicles Amerika Serikat Inggris Italia Jepang Jerman Malaysia Meksiko Polandia Singapura Taiwan Tiongkok	2 704	29 689	1 461	24 642
90251920 87455	Thermometers & pyrometers not electrically operated Amerika Serikat Tiongkok	13	252	6	53
90258020 87455	Oth instruments of oth than thermometers & pyrometers, electrically operated Amerika Serikat Inggris Jepang Jerman Meksiko Tiongkok	43	739	72	605
90259010 87456	Parts&aces of hidrometer,termometer/similar instrument, electrically operated Amerika Serikat Tiongkok	676	8 833	31	2 065
90259020 87456	Parts&aces of hidrometer,termometer/similar instrument, non electrically operated Tiongkok	101	4 848	0	0

**Tabel 3 (lanjutan)**  
**Impor Menurut Komoditas (HS) dan Negara Asal Januari - Desember, 2020-2021**

HS/STIC	Deskripsi Komoditas/ Negara Asal	Januari-Desember 2020		Januari-Desember 2021	
		Berat (kg)	Nilai CIF (US\$)	Berat (kg)	Nilai CIF (US\$)
(1)	(2)	(3)	(4)	(5)	(6)
90261010 87431	Level gauges for motor vehicles electrically operated	186	2 389	422	12 258
	Amerika Serikat	135	1 609	133	3 586
	India	0	0	3	35
	Inggris	9	119	42	1 208
	Jepang	4	82	41	2 700
	Jerman	7	130	32	812
	Lithuania	0	0	35	1 215
	Polandia	31	449	106	1 665
	Tiongkok	0	0	30	1 037
90261020 87431	Level gauges for motor vehicles not electrically operated	12	126	2 062	4 889
	Amerika Serikat	12	126	16	513
	Tiongkok	0	0	2 046	4 376
90261030 87431	Oth instrument & apparatus for measuring/check the flow/level of liquid, electrically operated	1	661	0	0
	Amerika Serikat	1	661	0	0
90262010 87435	Presure gauges for motor vehicles,electrically operated	45	1 428	0	0
	Jerman	45	1 428	0	0
90262020 87435	Presure gauges for motor vehicle, not electrically operated	0	0	505	1 078
	Tiongkok	0	0	505	1 078
90262030 87435	Oth measuring/checking pressure instruments, electrically operated	2 202	32 762	1 944	45 948
	Amerika Serikat	343	5 838	232	4 154
	Belgia	0	0	3	59
	Inggris	0	0	16	675
	Jepang	382	7 162	274	8 277
	Jerman	498	5 855	272	3 917
	Kosta Rika	21	150	0	0
	Malaysia	24	455	58	1 601
	Meksiko	885	13 041	1 038	25 066
	Tiongkok	49	261	51	2 199
90262040 87435	Other measuring/checking pressure instruments,not electrically operated	27	59	8	540
	Tiongkok	27	59	8	540
90268010 87437	Oth instruments/apparatus for measuring/checking the flow,level,pressure,electrically operated	95 292	1 562 070	117 583	8 174 722
	Amerika Serikat	400	5 868	179	3 878
	India	0	0	4	184
	Inggris	0	0	19	792
	Italia	0	0	15	173
	Jepang	52	903	173	3 399



**Tabel 3 (lanjutan)**  
**Impor Menurut Komoditas (HS) dan Negara Asal Januari - Desember, 2020-2021**

HS/STIC	Deskripsi Komoditas/ Negara Asal	Januari-Desember 2020		Januari-Desember 2021	
		Berat (kg)	Nilai CIF (US\$)	Berat (kg)	Nilai CIF (US\$)
(1)	(2)	(3)	(4)	(5)	(6)
	Jerman	0	0	8	101
	Malaysia	21	235	89	2 020
	Meksiko	93	1 494	188	3 872
	Tiongkok	94 726	1 553 570	116 908	8 160 303
90268020 87437	Oth instruments/apparatus for measuring/checking the flow,level,pressure, not electrically operated	0	0	12	710
	Amerika Serikat	0	0	7	241
	Jerman	0	0	5	469
90269010 87439	Part & acc for electrically operated instrument & apparatus,measure/check the flow level,pressure	34	1 007	33	980
	Amerika Serikat	12	211	14	432
	Jepang	1	11	0	0
	Tiongkok	21	785	19	548
90269020 87439	Part&acc for nonelectrically operated instrument & apparatus, measure/check the flow level, pressure	103	4 877	0	0
	Amerika Serikat	2	43	0	0
	Tiongkok	101	4 834	0	0
90271010 87441	Gas/smoke analysis apparatus, electrically operated	20	975	0	0
	Tiongkok	20	975	0	0
90271020 87441	Gas/smoke analysis apparatus, not electrically operated	155	7 446	3 622	11 706
	Inggris	0	0	3 622	11 706
	Tiongkok	155	7 446	0	0
90275020 87445	Oth instrument&apparatus using optical radiations (uv, visible, IR),not electrically operated	1	62	0	0
	Singapura	1	62	0	0
90279099 87449	Microtomes,not electrically operated	21	1 001	0	0
	Tiongkok	21	1 001	0	0
90282090 87313	Liquid meters other than water meters.	0	0	158	1 852
	Tiongkok	0	0	158	1 852
90289090 87319	Part & accessories, oth water meter housings or bodies	26	1 008	0	0
	Tiongkok	26	1 008	0	0
90291090 87321	Revolution counters, production counters, mileometers,pedometers and the like	252	2 599	100	2 577
	Amerika Serikat	0	0	8	97
	Jerman	0	0	8	96
	Meksiko	183	2 519	84	2 384
	Tiongkok	69	80	0	0

**Tabel 3 (lanjutan)**  
**Impor Menurut Komoditas (HS) dan Negara Asal Januari - Desember, 2020-2021**

HS/STIC	Deskripsi Komoditas/ Negara Asal	Januari-Desember 2020		Januari-Desember 2021	
		Berat (kg)	Nilai CIF (US\$)	Berat (kg)	Nilai CIF (US\$)
(1)	(2)	(3)	(4)	(5)	(6)
90292020 87325	Tachometers for motor vehicles	304	4 209	68	1 697
	Amerika Serikat	113	1 517	18	237
	Meksiko	191	2 692	50	1 460
90292090 87325	Other speed indicators & tachometers, stroboscopes not for vehicle	612	8 233	199	5 119
	Meksiko	437	6 478	193	4 908
	Tiongkok	175	1 755	6	211
90299010 87329	Parts & accessories of revolution countesr & the like of goods of subheading 902910, stroboscopes of	7	99	16	436
	Meksiko	7	99	16	436
90299020 87329	Parts & accessories of revolution countesr & the like of other goods of subheading 902920	580	7 945	510	11 944
	Amerika Serikat	0	0	18	208
	Inggris	0	0	18	697
	Meksiko	580	7 945	466	10 748
	Tiongkok			8	291
90303100 87475	Multimeters without a recording device	2	66	0	0
	Tiongkok	2	66	0	0
90303310 87475	Instrument&app for measuring/checking voltage, current,resist/power on PCB/PWB/PCA Other, w/o a	9	72	0	0
	Tiongkok	9	72	0	0
90303390 87475	Oth instruments&apparatus for measuring/check voltage without a record device	1 180	44 098	105	1 891
	Amerika Serikat	32	517	76	1 564
	Italia	0	0	27	305
	Meksiko	16	304		
	Tiongkok	1 132	43 277	2	22
90303900 87478	Oth Instruments&apparatus for measuring/check voltagewith a record device	28	1 322	372	22 008
	Tiongkok	28	1 322	372	22 008
90308490 87478	Oth instrument&app with a record device for measure, check electrical quantities on PCB/PWB	0	0	28 269	309 259
	Philipina	0	0	17 919	302 637
	Tiongkok	0	0	10 350	6 622
90308990 87478	Oth instruments & apparatus, without recording device	51	2 448	0	0
	Tiongkok	51	2 448	0	0
90309090 87479	Oth parts&acc (incl pca) of goods & measuring/ checking & electrical quatities on PCB/PWB & PCA	1	45	0	0
	Jerman	1	45	0	0

**Tabel 3 (lanjutan)**  
**Impor Menurut Komoditas (HS) dan Negara Asal Januari - Desember, 2020-2021**

HS/STIC	Deskripsi Komoditas/ Negara Asal	Januari-Desember 2020		Januari-Desember 2021	
		Berat (kg)	Nilai CIF (US\$)	Berat (kg)	Nilai CIF (US\$)
(1)	(2)	(3)	(4)	(5)	(6)
90311010 87425	Machines for balancing mechanical parts, electrically operated	439	5 590	0	0
	Amerika Serikat	439	5 590	0	0
90318010 87425	Cable tester	0	0	304	3 964
	Tiongkok	0	0	304	3 964
90318090 87425	Oth instruments,appliances and machines,other cable tester	9 465	120 930	2 019	65 630
	Amerika Serikat	1 523	18 854	76	1 516
	Italia	0	0	50	900
	Jerman	6	253	17	303
	Singapura	1	39	0	0
	Tiongkok	7 133	27 624	451	3 135
	Ukraina	802	74 160	1 425	59 776
90319019 87426	Oth parts&acc oth than inspect wafer/repair/measure PCB,PWB,PWA for elctrically operated	1 243	4 319	0	0
	Tiongkok	1 243	4 319	0	0
90319020 87426	Oth part&acc for measuring/checking instrument appliance&machines, not elctrically operated	323	4 268	5	251
	Amerika Serikat	0	0	5	251
	Jerman	323	4 268	0	0
90321010 87461	Thermostats, electrically operated	43	488	120	709
	Amerika Serikat	1	19	0	0
	Jerman	30	429	0	0
	Singapura	12	40	0	0
	Tiongkok	0	0	120	709
90321020 87461	Thermostats, not electrically operated	162	204	7	160
	Singapura	162	204	0	0
	Turki	0	0	7	160
90328100 87465	Hydraulic or pneumatic	2 837	3 863	32 493	143 726
	Tiongkok	2 837	3 863	32 493	143 726
90328939 87465	Instrument & apparatus oth than automatic regulating voltage units(stabilizers), electrically	2 397	34 857	3 762	83 403
	Amerika Serikat	2 097	31 256	2 870	56 279
	Francis	28	524	0	0
	Inggris	0	0	36	1 453
	Jepang	24	246	15	400
	Polandia	141	1 197	0	0
	Tiongkok	107	1 634	841	25 271

**Tabel 3 (lanjutan)**  
**Impor Menurut Komoditas (HS) dan Negara Asal Januari - Desember, 2020-2021**

HS/STIC	Deskripsi Komoditas/ Negara Asal	Januari-Desember 2020		Januari-Desember 2021	
		Berat (kg)	Nilai CIF (US\$)	Berat (kg)	Nilai CIF (US\$)
(1)	(2)	(3)	(4)	(5)	(6)
90328990 87465	Oth automatic regulating/controlling instruments & app, not electrically operated	3 373	29 112	7 727	209 669
	Amerika Serikat	377	4 752	0	0
	Jerman	2	694	0	0
	Meksiko	180	1 526	0	0
	Tiongkok	2 814	22 140	661	15 065
	Ukraina	0	0	7 066	194 604
90329090 87469	Other part & accessories automatic, regulating/controlling instruments & apparatus,not elect	169	899	67	1 862
	Tiongkok	169	899	0	0
	Ukraina	0	0	67	1 862
90330010 87490	Parts & acc formach, app of chap 90 for elect operated equipment	84	3 821	8	197
	Tiongkok	84	3 821	0	0
	Ukraina	0	0	8	197
90330020 87490	Parts acc formach,appl,app of chap 90 for non elect operated equipment	77	3 690	0	0
	Tiongkok	77	3 690	0	0
91011100 88531	Wrist-watches, elctly operated, whether/not incorporatinga stopwatch facility with mechanical	7	298	0	0
	Jerman	2	225	0	0
	Selandia Baru	4	25	0	0
	Singapura	1	48	0	0
91012100 88532	Other wrist-watches, whether or not incorporating a stop-watch facility with automatic winding	28	614	0	0
	Belanda	1	30	0	0
	Belgia	15	10	0	0
	Hong Kong	1	64	0	0
	Jerman	1	74	0	0
	Korea Selatan	1	75	0	0
	Malaysia	3	100	0	0
	Rusia	1	50	0	0
	Singapura	4	186	0	0
	Tiongkok	1	25	0	0
91019100 88539	Pocket-watches&oth watches incl stopwatches with case of precious metal/of metal clad w/precious	1	32	0	0
	Belanda	1	32	0	0
91021200 88541	Wrist-watches, electrically operated, whether or notincorporating a stopwatch facility w/opt oelectr	24	921	0	0
	Amerika Serikat	10	155	0	0
	Hong Kong	4	24	0	0
	Malaysia	2	66	0	0
	Singapura	8	676	0	0

**Tabel 3 (lanjutan)**  
**Impor Menurut Komoditas (HS) dan Negara Asal Januari - Desember, 2020-2021**

HS/STIC	Deskripsi Komoditas/ Negara Asal	Januari-Desember 2020		Januari-Desember 2021	
		Berat (kg)	Nilai CIF (US\$)	Berat (kg)	Nilai CIF (US\$)
(1)	(2)	(3)	(4)	(5)	(6)
91021900 88541	Wrist-watches, electrically operated, whether/ not incorp.astopwatch facility w/o mechanical & Singapura	1	30	0	0
91022900 88542	Other wrist-watches, whether or not incorporating a stop-watch facility other than automatic winding Jerman Malaysia	11	156	0	0
91029100 88549	Wrist-watches, pocket-watches&oth.watches with electrically operated Singapura	2	72	0	0
91029900 88549	Wrist-watches, pocket-watches&oth.watches with not electrically operated Jerman	4	110	0	0
91070000 88595	Time switches with clock/watch movement/with synchronoumotor Amerika Serikat	0	0	9	304
91139000 88593	Oth watch straps, bands & bracelets and parts Hong Kong Inggris Laos Malaysia Singapura	6	455	0	0
92011000 89813	Upright pianos Tiongkok	4 301	22 704	0	0
92019000 89813	Oth pianos,incl automatic pianos harpsi chord & oth keybrd string instrument Singapura	2	97	0	0
92021000 89815	String musical instrument (violins, harps), played with a bow Jepang Taiwan	9	420	0	0
92060000 89824	Percussion musical instruments (exp, drm, xylophones, cymbals, castanets) Jerman Taiwan	2 626	6 471	0	0
92079000 89826	Oth musical instruments,the sound is produced must beamplified, electrically Singapura	3	61	0	0
92099110 89890	Part&accessories, strung backs, keyboards & metal frames for upright pianos Tiongkok	2	2	0	0

**Tabel 3 (lanjutan)**  
**Impor Menurut Komoditas (HS) dan Negara Asal Januari - Desember, 2020-2021**

HS/STIC	Deskripsi Komoditas/ Negara Asal	Januari-Desember 2020		Januari-Desember 2021	
		Berat (kg)	Nilai CIF (US\$)	Berat (kg)	Nilai CIF (US\$)
(1)	(2)	(3)	(4)	(5)	(6)
92099200 89890	Parts & accessories for the musical instrument of stringmusical instrument	1	358	0	0
	Australia	1	358	0	0
92099900 89890	Parts & accessories for oth musical instruments	1 670	4 010	0	0
	Taiwan	1 670	4 010	0	0
93012000 89112	Rocket launchers;flame-throwers;grenade launchers; torpedotubes & similar projector	0	0	4 989	960 000
	Amerika Serikat	0	0	4 989	960 000
93052000 89195	Parts and accessories of shotguns or rifles of heading 9303	1	140	0	0
	Amerika Serikat	1	140	0	0
93059190 89199	Parts&acc of military weapons of head 9301, of oth thanleath/textile materia	1	64	0	0
	Amerika Serikat	1	64	0	0
94011000 82111	Seats of a kind used for aircraft	0	0	34	1 131
	Thailand	0	0	34	1 131
94012090 82112	Seats of a kind used for motor vehicles oth than of heading 8702/8703/8704	4	5	0	0
	Singapura	4	5	0	0
94016100 82116	Oth seats, with wooden frames, upholstered	62	355	0	0
	Tiongkok	62	355	0	0
94017100 82117	Other seats, with metal frames, upholste	1 314	2 440	7 322	9 988
	Tiongkok	1 314	2 440	7 322	9 988
94017990 82117	Other seats, with metal frames, non-upholstered, withoutbackrest and/or the seat made of rattan	15 193	24 300	17 600	28 132
	Tiongkok	15 193	24 300	17 600	28 132
94018000 82118	Oth seats(oth than those of head 9402)	218	1 396	0	0
	Amerika Serikat	218	1 396	0	0
94019031 82119	headrest stiffeners for seats of subheading 94012010,	15	106	0	0
	Amerika Serikat	15	106	0	0
94019099 82119	Parts of seats of other than plastics	274	2 103	187	4 077
	Amerika Serikat	86	1 103	187	4 077
	Tiongkok	188	1 000	0	0
94031000 82131	Metal furniture of a kind used in office	39 699	68 520	53 940	111 951
	Malaysia	0	0	16 954	60 376

**Tabel 3 (lanjutan)**  
**Impor Menurut Komoditas (HS) dan Negara Asal Januari - Desember, 2020-2021**

HS/STIC	Deskripsi Komoditas/ Negara Asal	Januari-Desember 2020		Januari-Desember 2021	
		Berat (kg)	Nilai CIF (US\$)	Berat (kg)	Nilai CIF (US\$)
(1)	(2)	(3)	(4)	(5)	(6)
	Tiongkok	39 699	68 520	36 986	51 575
94032090 82139	Oth metal furniture, other than fume cupboards	1 209	7 630	16 259	115 413
	Tiongkok	1 209	7 630	16 259	115 413
94033000 82151	Wooden furniture of a kind used in offices	0	0	1 076	27 056
	Thailand	0	0	1 076	27 056
94036090 82159	Oth wooden furniture, oth than fume cupboard	0	0	16 792	80 849
	Malaysia	0	0	2 681	24 711
	Tiongkok	0	0	14 111	56 138
94037090 82171	Furniture of plastics oth than for baby walker, fumecupboard	13 736	35 039	53	373
	Tiongkok	13 736	35 039	53	373
94039090 82180	Parts of metal, wood, plastics and bamboo furniture other than baby walker	0	0	217	20 062
	Thailand	0	0	217	20 062
94042990 82125	Mattress of other materials excl spring mattress & hyperthermia or hypothermia type	593	2 126	0	0
	Singapura	5	30	0	0
	Tajikistan	13	50	0	0
	Tiongkok	575	2 046	0	0
94049090 82129	Other articles of bedding & similar furnishing	5	90	0	0
	Francis	3	3	0	0
	Jepang	1	57	0	0
	Singapura	1	30	0	0
94052090 81313	lamps of electric table, desk, bedside/ floor-standing lamps	3	30	0	0
	Singapura	3	30	0	0
94053000 89441	Lighting sets of a kind used for christmas trees	4 714	8 729	0	0
	Tiongkok	4 714	8 729	0	0
94054020 81315	Searchlights	8 069	90 447	62 053	899 659
	Singapura	3	107	0	0
	Tiongkok	8 066	90 340	62 053	899 659
94054099 81315	Other lighting fittings	40	289	0	0
	Belanda	1	48	0	0
	Korea Selatan	32	133	0	0
	Tiongkok	7	108	0	0

**Tabel 3 (lanjutan)**  
**Impor Menurut Komoditas (HS) dan Negara Asal Januari - Desember, 2020-2021**

HS/STIC	Deskripsi Komoditas/ Negara Asal	Januari-Desember 2020		Januari-Desember 2021	
		Berat (kg)	Nilai CIF (US\$)	Berat (kg)	Nilai CIF (US\$)
(1)	(2)	(3)	(4)	(5)	(6)
94059290	Other parts of plastics for other lamps & lighting	1	21	1	6
81392	fittings				
	Amerika Serikat	0	0	1	6
	Jepang	1	21	0	0
94069011	Greenhouses of non-wood, fitted with mechanical	123 653	131 213	0	0
81100	orthothermal equipment made of iron or steel				
	Malaysia	6 610	15 416	0	0
	Tiongkok	117 043	115 797	0	0
94069030	Prefabricated buildings of non-wood, fitted with	0	0	370 384	959 867
81100	mechanical or thermal equipment of iron or steel				
	Spanyol	0	0	217 218	638 283
	Tiongkok	0	0	153 166	321 584
94069090	Prefabricated buildings of non-wood, fitted with	847 336	1 103 642	853 468	1 664 857
81100	mechanical or thermal equipment made of oth				
	Malaysia	25 363	31 665	54 242	103 668
	Tiongkok	821 973	1 071 977	799 226	1 561 189
95030021	Dolls, whether/not dressed	127	1 303	0	0
89420					
	Australia	3	100	0	0
	Hong Kong	5	93	0	0
	Inggris	1	66	0	0
	Jepang	2	34	0	0
	Korea Selatan	102	639	0	0
	Malaysia	2	47	0	0
	Singapura	6	230	0	0
	Thailand	4	26	0	0
	Tiongkok	2	68	0	0
95030022	Garments & garments accessories; footwear &	1	95	0	0
89420	headgear of dolls				
	Singapura	1	95	0	0
95030030	Electric trains toys, includ tracks, signals and other	24	454	0	0
89420	accessories thereof				
	Hong Kong	4	105	0	0
	Inggris	2	78	0	0
	Jepang	7	86	0	0
	Singapura	11	185	0	0
95030040	Reduces size model aircraft assembly kits, working or	148	2 525	0	0
89420	notmodels, working or not				
	Amerika Serikat	13	452	0	0
	Austria	2	44	0	0
	Hong Kong	1	80	0	0
	Inggris	1	27	0	0
	Jepang	116	1 359	0	0
	Jerman	3	83	0	0
	Malaysia	7	214	0	0



**Tabel 3 (lanjutan)**  
**Impor Menurut Komoditas (HS) dan Negara Asal Januari - Desember, 2020-2021**

HS/STIC	Deskripsi Komoditas/ Negara Asal	Januari-Desember 2020		Januari-Desember 2021	
		Berat (kg)	Nilai CIF (US\$)	Berat (kg)	Nilai CIF (US\$)
(1)	(2)	(3)	(4)	(5)	(6)
	Rusia	1	88	0	0
	Singapura	2	93	0	0
	Tiongkok	2	85	0	0
95030050	Other construction sets& constructional toys, of	1	80	0	0
89420	materials other than plastics	1	80		
	Hong Kong	1	80	0	0
95030060	Stuffed toys representing animals or non-human	60	1 718	0	0
89420	creatures				
	Belanda	4	194	0	0
	Hong Kong	13	332	0	0
	Inggris	1	30	0	0
	Jepang	18	361	0	0
	Korea Selatan	6	158	0	0
	Singapura	11	428	0	0
	Swedia	1	85	0	0
	Thailand	4	26	0	0
	Tiongkok	2	104	0	0
95030070	Puzzles of all kinds	8	63	0	0
89420		8	63		
	Amerika Serikat	1	48	0	0
	Korea Selatan	7	15	0	0
95030091	Numerical/alphabetical/animal blocks or cut-out;	2	30	0	0
89420	wordbuilders/making set;				
	Amerika Serikat	2	30	0	0
95030094	Toys of rubber	11	211	0	0
89420					
	Amerika Serikat	10	172	0	0
	Tiongkok	1	39	0	0
95030099	Other toys or parts	15	334	0	0
89420					
	Amerika Serikat	1	35	0	0
	Inggris	1	41	0	0
	Singapura	12	208	0	0
	Tiongkok	1	50	0	0
95063200	Balls for golf	2	59	0	0
89475					
	Australia	2	59	0	0
95063900	Other golf equipment	1	196	0	0
89475					
	Inggris	1	196	0	0
95066900	Other balls	450	1 893	0	0
89479					
	Francis	2	299	0	0
	Tiongkok	448	1 594	0	0

**Tabel 3 (lanjutan)**  
**Impor Menurut Komoditas (HS) dan Negara Asal Januari - Desember, 2020-2021**

HS/STIC	Deskripsi Komoditas/ Negara Asal	Januari-Desember 2020		Januari-Desember 2021	
		Berat (kg)	Nilai CIF (US\$)	Berat (kg)	Nilai CIF (US\$)
(1)	(2)	(3)	(4)	(5)	(6)
95067000 89472	Ice skates & roller skates, incl skating boots with skates attached	2	109	0	0
	Jerman	2	109	0	0
95069100 89478	Artic & equip for general physics exercise, gymnastics or athletics	2 430	7 876	9 479	23 854
	Belanda	1	77	0	0
	Hong Kong	9	217	0	0
	Republik Ceko	1	30	0	0
	Tiongkok	2 419	7 552	9 479	23 854
95069920 89479	Nets, cricket pads and shin guards	1	224	0	0
	Jerman	1	224	0	0
95069990 89479	Articles & equipment for outdoor games, swimming pools and paddling tools	2	86	0	0
	Hong Kong	1	29	0	0
	Singapura	1	57	0	0
95071000 89471	Fishing rods	4 017	8 846	0	0
	Tiongkok	4 017	8 846	0	0
95072000 89471	Fish-hooks, whether/not snelled	1 953	4 224	0	0
	Kroasia	1	60	0	0
	Malaysia	20	235	0	0
	Singapura	3	118	0	0
	Tiongkok	1 929	3 811	0	0
95073000 89471	Fishing reels	25 481	54 940	0	0
	Belanda	2	57	0	0
	Jepang	341	86	0	0
	Malaysia	9	159	0	0
	Republik Ceko	1	60	0	0
	Singapura	4	181	0	0
	Tiongkok	25 124	54 397	0	0
95079000 89471	Oth fishing rods, hooks/reels, oth heading	7	408	0	0
	92.08/97.05				
	Malaysia	7	408	0	0
96032100 89972	Tooth brushes, incl dental-plate brushes	3	122		
	Korea Selatan	1	3	0	0
	Singapura	2	119	0	0
96033000 89972	Artists' brushes, writing brush & similar brushes for the application of cosmetic	2	98	45	152
	Malaysia	0	0	45	152
	Swedia	2	98		

**Tabel 3 (lanjutan)**  
**Impor Menurut Komoditas (HS) dan Negara Asal Januari - Desember, 2020-2021**

HS/STIC	Deskripsi Komoditas/ Negara Asal	Januari-Desember 2020		Januari-Desember 2021	
		Berat (kg)	Nilai CIF (US\$)	Berat (kg)	Nilai CIF (US\$)
(1)	(2)	(3)	(4)	(5)	(6)
96034000 89972	Paint,distemper, varnish/similar brushes oth than 9603.30;Paint pads & rollers Tiongkok	0	0	347	1 767
96035000 89972	Oth brushes constituting part of machine, appliance or vehicles Tiongkok	15	49	0	0
96039020 89972	Hand-operated mechanical floor sweepers, not motorised Amerika Serikat	0	0	34	163
96039040 89972	Other brushes, other than tooth brush, hair brush, shaving brush Amerika Serikat	36	177	34	162
96039090 89972	Mops and feather dusters; squeegees (oth than rollersqueegees) Taiwan Tiongkok	22	141	97	136
96050000 83130	Travel sets for personal toilet, sewing or shoe or clothes cleaning Singapura	1	74	0	0
96081010 89521	Ball point pens of plastics Vietnam	2 431	17 319	2 667	15 693
96081090 89521	Ball point pens of other than plastics Vietnam	6 310	41 764	1 930	11 357
96082000 89521	Felt tipped & other porous-tipped pens and markers Korea Selatan Tiongkok Vietnam	3 798	25 791	574	3 376
96091010 89523	Black pencils, with lead encased in a rigid sheath Vietnam	99	704	120	707
96091090 89523	Crayons & oth pencils with lead encased in a rigid sheath Vietnam	0	0	249	1 466
96099099 89523	Pastels, drawing charcoals, tailors' cha and other pencils Tiongkok	16	23	120	247
96100090 89592	Boards and oth slates, with writing or drawing surfaces Tiongkok	6	37	0	0

**Tabel 3 (lanjutan)**  
**Impor Menurut Komoditas (HS) dan Negara Asal Januari - Desember, 2020-2021**

HS/STIC	Deskripsi Komoditas/ Negara Asal	Januari-Desember 2020		Januari-Desember 2021	
		Berat (kg)	Nilai CIF (US\$)	Berat (kg)	Nilai CIF (US\$)
(1)	(2)	(3)	(4)	(5)	(6)
96151900	Combs, hair-slides and the like other than hard	251	891	0	0
89989	rubbers or plastics				
	Tiongkok	251	891	0	0
96170010	Vacuum flasks and other vacuum vessels	5	191	0	0
89997					
	Jerman	1	25	0	0
	Singapura	2	81	0	0
	Tiongkok	2	85	0	0
96180000	Tailor' dummies, oth lay figure; automata & animated	152	960	3 595	25 499
89988	displ. shop window dressing				
	Tiongkok	152	960	3 595	25 499
96190013	Baby napkins and pads for incontinence, of paper,	6	58	0	0
64295	paper pulp, cellulose wadding or webs of cellulose				
	Australia	2	28	0	0
	Belanda	4	30	0	0
97011000	Paintings, drawings and pastels, executed entirely by	1	39	0	0
89611	hand				
	Amerika Serikat	1	39	0	0
97019000	Colleges & similar decorative plaques executed	2	101	0	0
89612	entirely by hand				
	Amerika Serikat	1	41	0	0
	Tiongkok	1	60	0	0
<b>TOTAL IMPOR</b>		<b>1 201 786 763</b>	<b>938 699 972</b>	<b>1 155 457 239</b>	<b>951 378 121</b>

**Tabel 4**  
**Impor Menurut Golongan Barang SITC Januari - Desember, 2020-2021**

Kode SITC	Deskripsi Komoditas	Januari-Desember 2020		Januari-Desember 2021	
		Berat (kg)	Nilai CIF (US\$)	Berat (kg)	Nilai CIF (US\$)
(1)	(2)	(3)	(4)	(5)	(6)
<b>A. Komoditas 1 Dijit SITC</b>					
0	Food and Live Animals	5 646 236	4 935 199	8 125 356	7 789 693
1	Beverages and Tobacco	6	50	0	0
2	Crude Materials, Inedible	303 815 430	40 910 918	238 797 907	70 546 286
3	Mineral Fuels, Lubricants, etc.	74 518 713	23 539 072	86 669 363	53 458 724
4	Animal & Vegetable Oils/Fats	12	7	0	0
5	Chemicals	521 078 188	133 799 863	521 115 541	162 316 117
6	Manufactured Goods	179 618 821	73 866 903	144 816 102	77 067 673
7	Machinery and Transportation Equipments	114 286 143	654 154 808	152 482 588	562 404 846
8	Miscellaneous Manufactured Articles	2 823 211	7 492 911	3 450 382	17 794 782
9	Special Commodities and Transaction	3	241	0	0
<b>Total Impor</b>		<b>1 201 786 763</b>	<b>938 699 972</b>	<b>1 155 457 239</b>	<b>951 378 121</b>
<b>B. Komoditas 2 Dijit SITC</b>					
04	Cereals and cereal preparations	78 248	28 781	95 483	576 855
05	Fruits and vegetables	3 192 033	3 179 161	3 313 394	3 890 621
06	Sugar, sugar preparations, and honey	871 301	308 348	2 453 160	854 752
07	Coffee, tea, cocoa, and spices	304 129	374 132	308 060	577 982
08	Feeding stuff for animals	1 200 409	1 041 060	1 955 259	1 889 483
09	Miscellaneous food preparations	116	3 717	0	0
11	Beverages	6	50	0	0
22	Oil seeds, nuts, and kernels	2 785 576	2 990 169	1 021 591	1 213 406
23	Crude rubber	14 672 732	10 263 278	27 744 419	33 714 974
24	Wood, lumber, and cork	79 823 871	5 434 891	661 023	306 109
25	Pulp and waste paper	17 673 861	11 780 894	28 078 522	23 474 335
26	Textile fibres and their waste	335 630	281 430	250 934	233 143
27	Crude fertilizers and crude minerals	188 439 160	10 042 617	180 966 418	11 510 249
28	Metalliferous ores and metal scraps	8 600	9 669	0	0
29	Crude animals and vegetable materials, nes	76 000	107 970	75 000	94 070
32	Coal, coke, and briquettes	7 497 470	324 149	0	0
33	Petroleum and petroleum products	67 021 243	23 214 923	86 669 363	53 458 724
43	Animal vegetable oils/fats	12	7	0	0
51	Organic chemicals	1 715 765	1 905 831	1 376 396	2 142 173
52	Inorganic chemicals	63 200 450	16 631 129	77 612 685	17 813 143
53	Dyeing, tanning, and colouring materials	2 966 673	1 394 112	3 404 000	1 583 285
54	Medical and pharmaceutical products	9 082	81 578	9 000	100 800
55	Essential oils and perfumery materials	136 444	143 256	127 714	120 079
56	Manufactured fertilizers	424 005 461	93 466 967	408 212 783	114 156 908
57	Plastics in primary forms	7 334 904	6 070 268	7 543 132	11 022 542
58	Plastics in non-primary forms	1 331 656	4 949 734	1 367 504	5 942 223
59	Chemical materials and its products, nes	20 377 753	9 156 988	21 462 327	9 434 964
61	Leather, leather med, nes	787	2 830	0	0
62	Rubber manufactured, nes	211 467	766 182	119 890	815 534
63	Wood and cork manufactured	325 624	284 038	265 384	343 668
64	Paper, paperboard, and manufactured thereof	119 934	233 592	69 717	239 102
65	Textile yarns, fabrics, and their products	136 364	1 217 575	417 130	4 110 042
66	Non metallic minerals manufactured	145 832 817	23 173 700	111 834 458	25 192 642
67	Iron and steel	10 164 412	9 192 227	18 607 271	20 312 018
68	Non ferrous metals	867 977	1 664 639	550 059	1 615 311

**Tabel 4 (lanjutan)**  
**Impor Menurut Golongan Barang SITC Januari - Desember, 2020-2021**

Kode SITC	Deskripsi Komoditas	Januari-Desember 2020		Januari-Desember 2021	
		Berat (kg)	Nilai CIF (US\$)	Berat (kg)	Nilai CIF (US\$)
(1)	(2)	(3)	(4)	(5)	(6)
69	Manufactured of metal, nes	21 959 439	37 332 120	12 952 193	24 439 356
71	Power generating machine and equipments	34 784 219	325 518 436	23 809 696	144 364 901
72	Machinery specialized for particular industry	4 742 110	51 096 103	12 345 780	129 498 884
73	Metalworking machinery	348 148	1 150 042	213 548	1 002 248
74	General industrial machinery and equipments	28 035 471	156 143 961	21 421 731	147 069 756
75	Office machinery and automatic data processing	5 239	53 845	9 686	201 658
76	Telecommunication and reproducers apparatus	1 095	28 151	116 286	2 101 596
77	Electrical machinery and apparatus	2 832 147	84 170 909	2 760 715	70 099 049
78	Road vehicles	40 457 283	26 617 545	87 903 475	61 207 471
79	Other transportation equipments	3 080 431	9 375 816	3 901 671	6 859 283
81	Sanitary, plumbing, and fittings	1 228 872	1 680 312	1 319 339	3 574 903
82	Furniture	72 322	144 110	113 480	399 032
83	Traveling goods	1 636	8 596	11	78
84	Clothing	3 570	36 120	2 808	6 854
85	Footwear	286	4 498	0	0
87	Professional, scientific, and contractor instruments	129 964	1 962 066	204 811	9 150 255
88	Photographic apparatus, equipments and optics	153	7 226	11	347
89	Miscellaneous manufactured articles	1 386 408	3 649 983	1 809 922	4 663 313
96	Coin; not being legal tender	3	241	0	0
<b>Total Impor</b>		<b>1 201 786 763</b>	<b>938 699 972</b>	<b>1 155 457 239</b>	<b>951 378 121</b>
<b>C. Komoditas 3 Dijit SITC</b>					
041	Wheat And Meslin, Unmilled	77 180	24 299	51 760	17 199
048	Cereal Preparations And Preparations Of Flours/star	1 068	4 482	43 723	559 656
054	Vegetables, Fresh, Chilled, Frozen Or Simply Preserve	2 295 974	2 283 748	2 670 991	3 284 952
056	Vegetables, Roots And Tubers, Prepared Or Preserve	63 040	125 307		
057	Fruit And Nut; Fresh Or Dried	833 019	770 106	642 403	605 669
061	Sugar, Molasses, And Honey	871 300	308 260	2 453 160	854 752
062	Sugar Confectionery	1	88	0	0
071	Coffee And Coffee Substitutes	5	4	0	0
073	Chocolate And Other Food Preparations Containing C	12	255	0	0
074	Tea And Mate	13	285	0	0
075	Spices	304 099	373 588	308 060	577 982
081	Feeding Stuff For Animals	1 200 409	1 041 060	1 955 259	1 889 483
098	Edible Products And Preparations	116	3 717	0	0
112	Alcoholic Beverages	6	50	0	0
222	Oil Seeds Use For Extraction Ofsoft Fixed Vegetable C	2 785 576	2 990 169	1 021 591	1 213 406
231	Natural Rubber Latex;natural Rubber And Similar Nat	13 115 704	8 705 365	27 566 219	33 338 852
232	Synthetic Rubber Latex, Synthetic/reclaimed Rubber	1 557 028	1 557 913	178 200	376 122
246	Wood In Chips Or Particles And Waste	1	5	0	0
247	Wood In The Rough Or Roughly Squared	79 047 270	5 111 872	0	0
248	Wood, simply Worked And Railway Sleeper Of Wood	776 600	323 014	661 023	306 109
251	Pulp And Waste Paper	17 673 861	11 780 894	28 078 522	23 474 335
265	Vegetable Textile Fibres,raw Or Processed;waste Of	54 130	25 447	23 550	14 179
266	Synthetic Fibres Suitable For Spinning	281 500	255 983	227 384	218 964
272	Fertilizers, Crude	1 381 001	302 719	523 500	323 021
273	Stone, Sand And Gravel	9 665 000	649 126	13 346 012	605 954
274	Sulphur And Unroasted Iron Pyrites	13 416 400	1 223 761	10 609 736	2 058 396
277	Natural Abrasives	1	67	0	0

**Tabel 4 (lanjutan)**  
**Impor Menurut Golongan Barang SITC Januari - Desember, 2020-2021**

Kode SITC	Deskripsi Komoditas	Januari-Desember 2020		Januari-Desember 2021	
		Berat (kg)	Nilai CIF (US\$)	Berat (kg)	Nilai CIF (US\$)
(1)	(2)	(3)	(4)	(5)	(6)
278	Other Crude Minerals	163 976 758	7 866 944	156 487 170	8 522 878
285	Aluminium Ores And Concentrates	8 600	9 669	0	0
292	Crude Vegetable Materials	76 000	107 970	75 000	94 070
321	Coals, Pulverized Or Not	7 497 470	324 149	0	0
334	Petroleum Products, Refined	835 763	1 806 175	43 160 412	34 280 309
335	Residual Petroleum Products, And Related Materials	66 185 480	21 408 748	43 508 951	19 178 415
431	Animal And Vegetable Oil; Fat Processed And Their V	12	7	0	0
512	Alcohols,phenols,phenol-alcohols And Their Halogen	3 875	100 750	3 720	96 720
513	Carboxylic Acids,and Their Anhydrides,halides,peroxi	513 890	535 013	430 676	714 346
514	Nitrogen-function Compounds	324 000	357 888	154 000	217 447
515	Organo-inorganic And Heterocyclic Compounds	874 000	912 180	728 000	1 017 060
516	Other Organic Chemicals	0	0	60 000	96 600
522	Inorganic Chemical Elements, Oxides And Halogen Sa	16 985 000	7 220 522	18 069 685	7 434 838
523	Metallicsalts And Peroxysalts	41 974 100	7 379 389	53 568 000	7 843 055
524	Other Inorganic Chemicals;chemical Compound Of Pl	4 241 350	2 031 218	5 975 000	2 535 250
531	Synthetic Organic; Colouring Matter	15 375	75 720	0	0
533	Pigments, Paints, Varnishes, And Related Materials	2 951 298	1 318 392	3 404 000	1 583 285
541	Medicinal And Pharmaceutical Products	9 035	79 982	9 000	100 800
542	Medicaments, Including Veterinary Medicaments	47	1 596	0	0
551	Essential Oils, Perfumes, And Flavour Materials	2	56	0	0
553	Perfumery, Cosmetics, And Toilet Preparations	13 127	23 894	6 455	16 714
554	Soap,cleansing And Polishing Preparations	123 315	119 306	121 259	103 365
562	Fertilizers, Manufactured	424 005 461	93 466 967	408 212 783	114 156 908
571	Polymers Of Ethylene In Primary Forms	561 500	521 329	1 060 000	1 307 901
572	Polimers Of Styrene In Primary Forms	4	57	0	0
574	Poliacetals And Polycarbons In Primary Forms	2 090 000	1 582 365	3 397 992	3 524 295
575	Other Plastics In Primary Forms	4 683 400	3 966 517	3 085 140	6 190 346
581	Tubes, Pipes, And Hoses Of Plastics	225 482	2 437 964	475 112	3 937 856
582	Plates, Sheets, And Film Of Plastics	1 106 164	2 511 667	892 392	2 004 367
583	Monofilament And Rod Of Plastics	10	103	0	0
591	Disinfectants, Insecticides, And Fungicides Put In For	315 357	873 611	169 979	494 338
592	Starches, Inulin, And Wheat Glutenal Buminoidal Sut	1 239 284	796 719	549 430	359 756
593	Explosive And Pyrotechnic Products	3	3	0	0
597	Additive For Mineral Oils	291 294	1 238 999	284 394	1 083 753
598	Miscellaneous Chemical Products	18 531 815	6 247 656	20 458 524	7 497 117
612	Manufactures And Composition Leathers	787	2 830	0	0
621	Materials Of Rubber	12 160	112 057	7 189	133 121
625	Rubber Tyre,tyre Cases,tyre Treads,inner Tubes, And	5 917	17 951	5 669	15 995
629	Articles Of Rubbers	193 390	636 174	107 032	666 418
633	Cork Manufactures	1	1	4	99
634	Veneers,plywood,improved/reconstituted Wood Wc	325 623	284 037	255 202	311 817
635	Wood Manufactures	0	0	10 178	31 752
641	Papers And Paperboards	116 290	220 508	65 168	178 998
642	Paper And Paperboard Cut To Size/shape And Article	3 644	13 084	4 549	60 104
651	Textile Yarns	9	57	9	62
653	Fabrics, Woven, Of Man-made Fibres	2	28	0	0
654	Textile Fabrics, Woven, Other Than Of Cotton Or Ma	12 303	38 287	0	0
656	Tulle, lace, enbroiderly, ribbons, trimmings And Othe	5	95	0	0
657	Special Yarns,textile Fabrics	121 132	1 134 188	343 531	3 870 389

**Tabel 4 (lanjutan)**  
**Impor Menurut Golongan Barang SITC Januari - Desember, 2020-2021**

Kode SITC	Deskripsi Komoditas	Januari-Desember 2020		Januari-Desember 2021	
		Berat (kg)	Nilai CIF (US\$)	Berat (kg)	Nilai CIF (US\$)
(1)	(2)	(3)	(4)	(5)	(6)
658	Made-up Articles, Wholly/chiefly Of Textile Material:	2 913	44 920	73 590	239 591
661	Lime,cement And Fabricated Construction Materials	18 688 430	2 437 212	43 829 941	6 013 362
662	Clay And Refractory Construction Materials	57 003 129	12 390 876	61 806 966	15 454 459
663	Mineral Manufactures	67 849 680	7 550 563	4 605 786	2 823 519
664	Glass	2 267 024	726 117	1 591 765	901 302
665	Glassware	24 532	68 663	0	0
666	Pottery	10	104	0	0
667	Pearl, Precious And Semi Precious Stones	12	165	0	0
672	Ingots And Other Iron/steel In Primary Forms	22	47	0	0
674	Flat Rolled Products, Clad Or Plated	6 934 583	5 108 318	4 352 792	4 226 335
675	Flat Rolled Products And Alloy Steels	965 650	1 816 906	9 782 887	11 065 222
676	Iron/steel Bars, Rods, Angels, Shaped And Sections	75	286	5 950	11 583
677	Rail/railway And Tractor Construction Of Iron/steel	16 749	30 400	1 454 472	1 484 246
678	Wire Of Iron/steel	2 090 790	1 933 497	2 863 863	3 143 682
679	Tubes, Pipes, Hollow Profile, Pipe Fitting Of Iron/ste	156 543	302 773	147 307	380 950
682	Copper	1 220	10 489	53	569
683	Nickel	12 000	15 256	0	0
684	Aluminium	854 757	1 638 894	550 006	1 614 742
691	Structures And Parts Of Iron/steel Or Aluminium	20 312 308	30 547 783	11 366 034	19 870 242
692	Metal Containers For Storage And Transportations	509 042	945 512	365 083	569 646
693	Wire Products And Fencing Grills	351 657	853 651	559 878	1 066 160
694	Nails, Screws, Nuts, Bolts, Rivets Of Iron/steel Or Co	36 452	67 691	12 284	60 998
695	Tools For Used In The Hand Or In Machines	17 231	66 850	39 335	231 231
696	Cutlery	41	1 051	189	319
697	Household Equipment Of Base Metals	2 919	14 228	13 225	70 275
699	Manufactures Of Base Metals	729 789	4 835 354	596 165	2 570 485
711	Steam And Other Vapour Generating Boilers And Par	23 690 655	108 865 678	19 396 438	98 151 844
712	Steam Or Other Generating Boilers And Parts	7 380 855	129 616 755	3 977 731	39 954 474
713	Internal Combustion Piston Engines And Parts	363 648	2 207 292	210 592	1 445 592
714	Engines And Motors, Non-electric And Parts	11 435	2 310 170	24 792	357 300
716	Rotating Electric Plants And Parts	3 313 960	82 280 060	189 357	4 254 848
718	Other Power Generating Machines And Parts	23 666	238 481	10 786	200 843
721	Agricultural Machinery And Parts	609 215	3 618 324	928 779	4 839 175
722	Tractors	38 900	226 569	166 880	1 315 879
723	Civil Engineering And Contractor Plants And Equipme	376 458	3 150 593	343 013	4 010 267
724	Textile/leather Machinery And Parts	429	1 772	19 227	187 019
725	Papermill/pulpmill Machinery And Paper Cutting Ma	449 990	5 227 286	1 788 135	25 684 396
726	Printing/book Binding Machinery And Parts	70 996	189 464	248	181
727	Food Processing Machines And Parts	471 594	1 862 124	1 043 403	3 015 049
728	Other Machines And Equipment Specialized For Parti	2 724 528	36 819 971	8 056 095	90 446 918
731	Machine Tools By Removing Metal	11 625	156 867	17 864	79 515
733	Machine Tool For Working Metals	277 095	791 407	78 228	391 084
735	Parts Of Machine Tools	5 453	49 384	6 660	15 283
737	Metalworking Machinery And Parts	53 975	152 384	110 796	516 366
741	Heating And Cooling Equipments And Parts	10 386 744	63 570 229	5 088 016	41 426 679
742	Pumps For Liquid And Parts	2 781 528	20 623 819	5 164 740	36 774 721
743	Pumps, Compressors, Fans, Blowers, Centrifuges, An	7 435 394	38 950 815	7 674 078	51 118 908
744	Mechanical Handling Equipments And Parts	6 134 954	26 468 957	2 246 315	9 728 718
745	Other Non-electical Machinery, Tools, And Mechanic	449 642	1 836 661	480 231	2 679 349



**Tabel 4 (lanjutan)**  
**Impor Menurut Golongan Barang SITC Januari - Desember, 2020-2021**

Kode SITC	Deskripsi Komoditas	Januari-Desember 2020		Januari-Desember 2021	
		Berat (kg)	Nilai CIF (US\$)	Berat (kg)	Nilai CIF (US\$)
(1)	(2)	(3)	(4)	(5)	(6)
746	Ball Or Roller Bearings	245 505	529 404	97 449	345 625
747	Taps, Cocks, And Valves For Pipes	56 467	583 301	317 953	2 074 652
748	Transmission Shafts And Cranks	515 357	3 238 399	307 883	2 468 611
749	Non-electric Parts And Accessories Of Machineries	29 880	342 376	45 066	452 493
751	Office Machines	60	759	16	29
752	Automatic Data Processing Machines And Their Unit:	3 892	52 058	9 670	201 629
759	Parts And Accessories For Machine Of Heading 751 C	1 287	1 028	0	0
761	Television Receivers	11	604	83 576	1 160 597
762	Radio Broadcast Receivers	1	73	0	0
763	Sound Recorders Or Reproducers	869	12 987	0	0
764	Telecommunication Equipments And Parts	214	14 487	32 710	940 999
771	Electric Power Machinery And Parts	1 655 885	38 254 611	75 315	746 238
772	Electrical Apparatus For Making And Breaking Electri	675 020	43 478 264	1 696 280	54 663 771
773	Equipment For Distributing Electricity	235 349	1 513 225	818 085	13 453 284
774	Electrical Apparatus For Medical Purposes And Radio	5	294	0	0
775	Household Type, Electrical/non-electrical Equipment	7 497	47 992	10 811	58 962
776	Thermionic, Cold Cathode, And Photo Cathode Valve	20 772	79 116	267	12 557
778	Electrical Machinery And Apparatus	237 619	797 407	159 957	1 164 237
782	Motor Vehicle For The Transportation Of Goods	67 500	171 000	130 000	490 000
784	Parts And Accessories Of The Motor Vehicles	261 301	575 539	52 601	566 651
785	Motorcycles, Scooters, And Other Cycles Motorized/	1 704 023	2 078 671	1 788 202	2 769 459
786	Trailers And Other Vehicles, Not Motorized	38 424 459	23 792 335	85 932 672	57 381 361
791	Railway Vehicles And Associated Equipments	3 076 414	9 362 916	3 704 502	5 926 010
793	Ships, Boats, And Floating Structures	4 017	12 900	197 169	933 273
811	Prefabricated Buildings	970 989	1 234 855	1 223 852	2 624 724
812	Sanitary, Plumbing, Heating, And Lighting Fixtures/fi	249 014	353 057	33 433	50 514
813	Lighting Fixtures And Fittings	8 869	92 400	62 054	899 665
821	Furnitures And Parts	72 322	144 110	113 480	399 032
831	Travel Goods	1 636	8 596	11	78
841	Men's Coats/jackets, Not Knitted	70	1 429	0	0
842	Women's Coats/jacket, Not Knitted	29	384	0	0
843	Men's Coats/jackets, Knitted	96	1 909	0	0
844	Women's Coats/jackets, Knitted	841	10 683	0	0
845	Articles Of Apparel	91	1 718	0	0
846	Clothing Accessories Of Textiles Fabrics	28	322	0	0
848	Articles Of Apparel And Clothing Accessories Of Othe	2 415	19 675	2 808	6 854
851	Footwears	286	4 498	0	0
871	Optical Instrument And Apparatus	1 275	4 144	0	0
872	Medical Instruments And Appliances	7	413	0	0
873	Meters And Counters	1 781	24 093	1 051	23 625
874	Measuring, Checking, Analysing, And Controlling Inst	126 901	1 933 416	203 760	9 126 630
881	Photographic Apparatus And Equipments	40	2 489	0	0
884	Optical Goods	29	2 049	2	43
885	Watches And Clocks	84	2 688	9	304
891	Arms And Ammunitions	2	204	4 989	960 000
892	Printed Matter	4 356	20 798	2 234	10 300
893	Article Of Plastics	1 282 730	3 347 347	1 783 127	3 606 939
894	Baby Carriages, Toys, Games, And Sporting Goods	39 458	94 448	9 479	23 854
895	Office And Stationery Supplies	12 673	85 703	5 859	34 015

**Tabel 4 (lanjutan)**  
**Impor Menurut Golongan Barang SITC Januari - Desember, 2020-2021**

Kode SITC	Deskripsi Komoditas	Januari-Desember 2020		Januari-Desember 2021	
		Berat (kg)	Nilai CIF (US\$)	Berat (kg)	Nilai CIF (US\$)
(1)	(2)	(3)	(4)	(5)	(6)
896	Works Of Art, Collectors Pieces And Antiques	3	140	0	0
897	Jewellery, Goldsmith, Silversmith Wares, And Other .	108	2 858	0	0
898	Musical Instrument And Parts/accessories	44 062	89 033	0	0
899	Other Miscellaneous Manufactured Articles	3 016	9 452	4 234	28 205
961	Coin Not Being Legal Tender	3	241	0	0
<b>Total Impor</b>		<b>1 201 786 763</b>	<b>938 699 972</b>	<b>1 155 457 239</b>	<b>951 378 121</b>

<https://sumsel.bps.go.id>

**Tabel 5**  
**Impor Menurut Negara Asal dan Golongan Barang SITC Januari - Desember, 2020-2021**

Negara Asal	SITC3/ Deskripsi	Januari-Desember 2020		Januari-Desember 2021	
		Berat (kg)	Nilai CIF (US\$)	Berat (kg)	Nilai CIF (US\$)
(1)	(2)	(3)	(4)	(5)	(6)
<b>111 JEPANG</b>		<b>7 972 674</b>	<b>9 723 901</b>	<b>18 166 366</b>	<b>18 763 503</b>
048	Cereal Preparations And Preparations Of Flours/starches C	20	478	0	0
074	Tea And Mate	2	64	0	0
232	Synthetic Rubber Latex, Synthetic/reclaimed Rubber	201 600	197 064	0	0
246	Wood In Chips Or Particles And Waste	1	5	0	0
513	Carboxylic Acids,and Their Anhydrides,halides,peroxides	0	0	60 000	110 040
515	Organo-inorganic And Heterocyclic Compounds	740 000	641 700	400 000	500 000
522	Inorganic Chemical Elements, Oxides And Halogen Salts	140 000	436 170	100 000	291 450
541	Medicinal And Pharmaceutical Products	2	76	0	0
553	Perfumery, Cosmetics, And Toilet Preparations	270	127	0	0
562	Fertilizers, Manufactured	0	0	160	240
575	Other Plastics In Primary Forms	1 282 500	2 383 875	2 047 500	4 704 750
581	Tubes, Pipes, And Hoses Of Plastics	0	0	3	245
582	Plates, Sheets, And Film Of Plastics	60	450	0	0
592	Starches, Inulin, And Wheat Glutenal Buminoidal Subtanc	0	0	1	10
597	Additive For Mineral Oils	28 800	212 778	28 800	203 662
598	Miscellaneous Chemical Products	394 920	854 316	37	44
621	Materials Of Rubber	86	1 086	98	2 041
629	Articles Of Rubbers	487	7 138	613	14 946
641	Papers And Paperboards	55 636	65 943	14 293	16 812
642	Paper And Paperboard Cut To Size/shape And Article Of F	410	50	0	0
662	Clay And Refractory Construction Materials	163 748	403 057	198 414	482 123
663	Mineral Manufactures	4	162	0	0
664	Glass	0	0	11	209
666	Pottery	10	104	0	0
694	Nails, Screws, Nuts, Bolts, Rivets Of Iron/steel Or Copper	6	56	4	147
695	Tools For Used In The Hand Or In Machines	19	476	0	0
699	Manufactures Of Base Metals	65	794	133	3 460
712	Steam Or Other Generating Boilers And Parts	885	27 877	2 277	98 819
713	Internal Combustion Piston Engines And Parts	3 558	51 140	5 017	170 109
716	Rotating Electric Plants And Parts	9 082	167 610	338	6 643
718	Other Power Generating Machines And Parts	166	1 815	114	2 834
723	Civil Engineering And Contractor Plants And Equipments/	1 761	17 421	2 438	46 298
728	Other Machines And Equipment Specialized For Particula	4 445	273 808	2 115	15 580
741	Heating And Cooling Equipments And Parts	0	0	84	1 569
742	Pumps For Liquid And Parts	1 565	99 350	7 411	149 833
743	Pumps, Compressors, Fans, Blowers, Centrifuges, And Pai	1 115	495 159	1 294	1 224 285
744	Mechanical Handling Equipments And Parts	65	538	0	0
745	Other Non-electical Machinery, Tools, And Mechanical Aq	0	0	12 780	620 064
746	Ball Or Roller Bearings	2 127	29 556	1 868	44 991
747	Taps, Cocks, And Valves For Pipes	205	2 085	538	14 710
748	Transmission Shafts And Cranks	8 297	114 569	1 810	43 916
749	Non-electric Parts And Accessories Of Machineries	675	8 481	1 067	28 351
761	Television Receivers	0	0	92	3 047
764	Telecommunication Equipments And Parts	5	772	0	0
771	Electric Power Machinery And Parts	1	29	0	0
772	Electrical Apparatus For Making And Breaking Electrical C	228	3 445	341	7 499
773	Equipment For Distributing Electricity	0	0	92	7 255
774	Electrical Apparatus For Medical Purposes And Radiologic	2	92	0	0

**Tabel 5 (lanjutan)**  
**Impor Menurut Negara Asal dan Golongan Barang SITC Januari - Desember, 2020-2021**

Negara Asal	SITC3/ Deskripsi	Januari-Desember 2020		Januari-Desember 2021	
		Berat (kg)	Nilai CIF (US\$)	Berat (kg)	Nilai CIF (US\$)
(1)	(2)	(3)	(4)	(5)	(6)
776	Thermionic, Cold Cathode, And Photo Cathode Valves/tub	7	201	0	0
778	Electrical Machinery And Apparatus	952	10 468	1 044	19 537
784	Parts And Accessories Of The Motor Vehicles	95	2 014	104	1 870
785	Motorcycles, Scooters, And Other Cycles Motorized/non P	7	429	0	0
786	Trailers And Other Vehicles, Not Motorized	4 927 226	3 191 484	15 274 943	9 910 653
812	Sanitary, Plumbing, Heating, And Lighting Fixtures/fittings	224	4 324	0	0
813	Lighting Fixtures And Fittings	1	21	0	0
821	Furnitures And Parts	1	57	0	0
831	Travel Goods	15	7	0	0
841	Men's Coats/jackets, Not Knitted	18	40	0	0
842	Women's Coats/jacket, Not Knitted	1	34	0	0
844	Women's Coats/jackets, Knitted	28	116	0	0
845	Articles Of Apparel	18	80	0	0
848	Articles Of Apparel And Clothing Accessories Of Other Tha	7	201	0	0
851	Footwears	106	404	0	0
874	Measuring, Checking, Analysing, And Controlling Instrume	510	9 804	530	15 451
881	Photographic Apparatus And Equipments	2	114	0	0
892	Printed Matter	26	1 054	0	0
893	Article Of Plastics	34	245	2	10
894	Baby Carriages, Toys, Games, And Sporting Goods	484	1 926	0	0
897	Jewellery, Goldsmith, Silversmith Wares, And Other Articl	1	38	0	0
898	Musical Instrument And Parts/accessories	83	1 124	0	0
<b>112 HONGKONG</b>		<b>603 025</b>	<b>599 668</b>	<b>768 306</b>	<b>1 294 442</b>
048	Cereal Preparations And Preparations Of Flours/starchs O	18	286	0	0
098	Edible Products And Preparations	47	195	0	0
431	Animal And Vegetable Oil; Fat Processed And Their Wax	12	7	0	0
542	Medicaments, Including Veterinary Medicaments	1	26	0	0
553	Perfumery, Cosmetics, And Toilet Preparations	5 092	16 591	0	0
598	Miscellaneous Chemical Products	216 001	117 252	192 000	105 504
642	Paper And Paperboard Cut To Size/shape And Article Of P	1	36	0	0
658	Made-up Articles, Wholly/chiefly Of Textile Materials	3	78	0	0
695	Tools For Used In The Hand Or In Machines	1	28	0	0
699	Manufactures Of Base Metals	32	348	0	0
711	Steam And Other Vapour Generating Boilers And Parts	44 459	313 474	6 135	954 800
742	Pumps For Liquid And Parts	454	1 845	0	0
748	Transmission Shafts And Cranks	2	100	0	0
752	Automatic Data Processing Machines And Their Units	2	45	0	0
764	Telecommunication Equipments And Parts	5	552	0	0
771	Electric Power Machinery And Parts	1	49	0	0
785	Motorcycles, Scooters, And Other Cycles Motorized/non P	9	2 011	0	0
786	Trailers And Other Vehicles, Not Motorized	336 224	139 253	570 171	234 138
831	Travel Goods	102	2 724	0	0
841	Men's Coats/jackets, Not Knitted	2	44	0	0
842	Women's Coats/jacket, Not Knitted	3	114	0	0
843	Men's Coats/jackets, Knitted	3	26	0	0
844	Women's Coats/jackets, Knitted	110	576	0	0
845	Articles Of Apparel	1	51	0	0
848	Articles Of Apparel And Clothing Accessories Of Other Tha	29	297	0	0

**Tabel 5 (lanjutan)**  
**Impor Menurut Negara Asal dan Golongan Barang SITC Januari - Desember, 2020-2021**

Negara Asal	SITC3/ Deskripsi	Januari-Desember 2020		Januari-Desember 2021	
		Berat (kg)	Nilai CIF (US\$)	Berat (kg)	Nilai CIF (US\$)
(1)	(2)	(3)	(4)	(5)	(6)
851	Footwears	51	725	0	0
872	Medical Instruments And Appliances	5	181	0	0
884	Optical Goods	3	51	0	0
885	Watches And Clocks	6	120	0	0
892	Printed Matter	298	1 185	0	0
893	Article Of Plastics	9	404	0	0
894	Baby Carriages, Toys, Games, And Sporting Goods	34	936	0	0
897	Jewellery, Goldsmith, Silversmith Wares, And Other Articl	4	9	0	0
898	Musical Instrument And Parts/accessories	1	49	0	0
<b>114 KOREA SELATAN</b>		<b>9 117 243</b>	<b>4 793 630</b>	<b>4 294 206</b>	<b>2 374 161</b>
048	Cereal Preparations And Preparations Of Flours/starchs O	140	795	0	0
098	Edible Products And Preparations	11	265	0	0
232	Synthetic Rubber Latex, Synthetic/reclaimed Rubber	793 800	803 678	33 600	55 944
266	Synthetic Fibres Suitable For Spinning	281 500	255 983	182 500	179 915
274	Sulphur And Unroasted Iron Pyrites	4 000 000	368 000	756 000	189 756
278	Other Crude Minerals	6	60	0	0
513	Carboxylic Acids, and Their Anhydrides, halides, peroxides	20 000	34 500	0	0
522	Inorganic Chemical Elements, Oxides And Halogen Salts	2 948 000	818 796	2 398 000	636 163
523	Metallicsalts And Peroxysalts	24 000	17 880	24 000	16 800
524	Other Inorganic Chemicals; chemical Compound Of Preciou	616 350	305 093	0	0
533	Pigments, Paints, Varnishes, And Related Materials	1	48	0	0
541	Medicinal And Pharmaceutical Products	2	30	0	0
553	Perfumery, Cosmetics, And Toilet Preparations	6 836	985	0	0
562	Fertilizers, Manufactured	0	0	420 000	424 200
582	Plates, Sheets, And Film Of Plastics	10	70	0	0
598	Miscellaneous Chemical Products	97 500	192 375	97 500	185 250
621	Materials Of Rubber	2	116	0	0
642	Paper And Paperboard Cut To Size/shape And Article Of P	832	7 707	0	0
657	Special Yarns, textile Fabrics	41 491	168 116	506	202 943
658	Made-up Articles, Wholly/chiefly Of Textile Materials	13	208	0	0
697	Household Equipment Of Base Metals	12	150	0	0
699	Manufactures Of Base Metals	18	118	0	0
712	Steam Or Other Generating Boilers And Parts	4 908	127 663	0	0
713	Internal Combustion Piston Engines And Parts	55	681	0	0
723	Civil Engineering And Contractor Plants And Equipments/;	9 758	107 107	11 167	233 233
728	Other Machines And Equipment Specialized For Particular	0	0	752	3 768
741	Heating And Cooling Equipments And Parts	48 321	371 275	0	0
742	Pumps For Liquid And Parts	3 619	81 388	445	2 071
745	Other Non-electical Machinery, Tools, And Mechanical Ap	8 380	320 000	0	0
746	Ball Or Roller Bearings	79	818	119	3 109
747	Taps, Cocks, And Valves For Pipes	0	0	1 462	11 880
748	Transmission Shafts And Cranks	29 617	614 145	491	8 476
749	Non-electric Parts And Accessories Of Machineries	771	25 417	435	10 186
772	Electrical Apparatus For Making And Breaking Electrical Ci	761	58 312	0	0
776	Thermionic, Cold Cathode, And Photo Cathode Valves/tut	3	31	0	0
778	Electrical Machinery And Apparatus	11	138	16	265
784	Parts And Accessories Of The Motor Vehicles	52	834	6	277
785	Motorcycles, Scooters, And Other Cycles Motorized/non M	1	95	0	0

**Tabel 5 (lanjutan)**  
**Impor Menurut Negara Asal dan Golongan Barang SITC Januari - Desember, 2020-2021**

Negara Asal	SITC3/ Deskripsi	Januari-Desember 2020		Januari-Desember 2021	
		Berat (kg)	Nilai CIF (US\$)	Berat (kg)	Nilai CIF (US\$)
(1)	(2)	(3)	(4)	(5)	(6)
786	Trailers And Other Vehicles, Not Motorized	160 525	85 885	367 207	209 925
813	Lighting Fixtures And Fittings	59	456	0	0
831	Travel Goods	1 112	1 327	0	0
841	Men's Coats/jackets, Not Knitted	14	101	0	0
842	Women's Coats/jacket, Not Knitted	17	17	0	0
843	Men's Coats/jackets, Knitted	24	427	0	0
844	Women's Coats/jackets, Knitted	179	1 731	0	0
845	Articles Of Apparel	6	102	0	0
846	Clothing Accessories Of Textiles Fabrics	17	1	0	0
848	Articles Of Apparel And Clothing Accessories Of Other Tha	71	457	0	0
851	Footwears	18	206	0	0
884	Optical Goods	1	50	0	0
885	Watches And Clocks	1	75	0	0
892	Printed Matter	311	2 902	0	0
893	Article Of Plastics	32	153	0	0
894	Baby Carriages, Toys, Games, And Sporting Goods	115	812	0	0
895	Office And Stationery Supplies	1	30	0	0
897	Jewellery, Goldsmith, Silversmith Wares, And Other Articl	55	99	0	0
898	Musical Instrument And Parts/accessories	17 824	15 919	0	0
899	Other Miscellaneous Manufactured Articles	1	3	0	0
<b>115 TAIWAN</b>		<b>2 679 495</b>	<b>3 041 488</b>	<b>2 097 041</b>	<b>2 721 476</b>
048	Cereal Preparations And Preparations Of Flours/starchs O	83	845	0	0
071	Coffee And Coffee Substitutes	5	4	0	0
074	Tea And Mate	6	136	0	0
081	Feeding Stuff For Animals	105 000	67 200	242 800	205 064
098	Edible Products And Preparations	2	422	0	0
232	Synthetic Rubber Latex, Synthetic/reclaimed Rubber	0	0	117 600	256 368
522	Inorganic Chemical Elements, Oxides And Halogen Salts	76 000	44 232	0	0
523	Metallcsalts And Peroxysalts	704 000	1 149 952	250 000	415 500
533	Pigments, Paints, Varnishes, And Related Materials	23	1 241	0	0
542	Medicaments, Including Veterinary Medicaments	7	231	0	0
553	Perfumery, Cosmetics, And Toilet Preparations	839	2 348	0	0
554	Soap,cleansing And Polishing Preparations	1	50	0	0
562	Fertilizers, Manufactured	298 660	32 405	80 000	98 400
581	Tubes, Pipes, And Hoses Of Plastics	0	0	70	89
598	Miscellaneous Chemical Products	5	10	0	0
621	Materials Of Rubber	2	10	0	0
625	Rubber Tyre,tyre Cases,tyre Treads,inner Tubes, And Tyre	1	108	0	0
629	Articles Of Rubbers	59	574	147	2 493
642	Paper And Paperboard Cut To Size/shape And Article Of P	1	36	0	0
657	Special Yarns,textile Fabrics	41	126	0	0
658	Made-up Articles, Wholly/chiefly Of Textile Materials	21	766	0	0
661	Lime,cement And Fabricated Construction Materials	21	104	0	0
662	Clay And Refractory Construction Materials	961 624	726 545	715 021	593 154
682	Copper	0	0	31	40
684	Alumunium	14	240	0	0
694	Nails, Screws, Nuts, Bolts, Rivets Of Iron/steel Or Copper	138	429	1 315	3 115
695	Tools For Used In The Hand Or In Machines	1	118	0	0

**Tabel 5 (lanjutan)**  
**Impor Menurut Negara Asal dan Golongan Barang SITC Januari - Desember, 2020-2021**

Negara Asal	SITC3/ Deskripsi	Januari-Desember 2020		Januari-Desember 2021	
		Berat (kg)	Nilai CIF (US\$)	Berat (kg)	Nilai CIF (US\$)
(1)	(2)	(3)	(4)	(5)	(6)
696	Cutlery	7	4	173	224
699	Manufactures Of Base Metals	207	409	100	137
713	Internal Combustion Piston Engines And Parts	6 013	11 231	9	252
716	Rotating Electric Plants And Parts	2	30	64	96
718	Other Power Generating Machines And Parts	0	0	337	769
723	Civil Engineering And Contractor Plants And Equipments/;	108	557	2 405	5 776
726	Printing/book Binding Machinery And Parts	0	0	52	66
727	Food Processing Machines And Parts	2 921	5 925	0	0
728	Other Machines And Equipment Specialized For Particular	0	0	6 151	116 310
741	Heating And Cooling Equipments And Parts	429 275	793 706	571 566	898 477
742	Pumps For Liquid And Parts	65	330	0	0
743	Pumps, Compressors, Fans, Blowers, Centrifuges, And Par	17 909	74 918	2 351	39 834
744	Mechanical Handling Equipments And Parts	21 400	49 148	652	1 328
745	Other Non-electical Machinery, Tools, And Mechanical Ap	604	15 000	0	0
746	Ball Or Roller Bearings	97	492	0	0
747	Taps, Cocks, And Valves For Pipes	1 429	7 540	2 656	14 190
748	Transmission Shafts And Cranks	196	2 128	1 055	4 306
749	Non-electric Parts And Accessories Of Machineries	21	255	50	814
752	Automatic Data Processing Machines And Their Units	23	847	0	0
759	Parts And Accessories For Machine Of Heading 751 Or 75:	21	190	0	0
764	Telecommunication Equipments And Parts	3	170	0	0
771	Electric Power Machinery And Parts	96	384	196	356
772	Electrical Apparatus For Making And Breaking Electrical Ci	65	787	1 038	1 926
773	Equipment For Distributing Electricity	0	0	151	195
776	Thermionic, Cold Cathode, And Photo Cathode Valves/tub	11	171	0	0
778	Electrical Machinery And Apparatus	67	865	26	732
784	Parts And Accessories Of The Motor Vehicles	4	120	0	0
785	Motorcycles, Scooters, And Other Cycles Motorized/non M	3 575	7 217	0	0
786	Trailers And Other Vehicles, Not Motorized	41 861	22 300	100 920	61 289
813	Lighting Fixtures And Fittings	2	93	0	0
831	Travel Goods	3	37	0	0
841	Men's Coats/jackets, Not Knitted	7	46	0	0
843	Men's Coats/jackets, Knitted	13	94	0	0
844	Women's Coats/jackets, Knitted	58	867	0	0
845	Articles Of Apparel	12	107	0	0
848	Articles Of Apparel And Clothing Accessories Of Other Tha	18	395	0	0
851	Footwears	12	85	0	0
874	Measuring, Checking, Analysing, And Controlling Instrume	2	29	8	10
884	Optical Goods	3	37	2	43
892	Printed Matter	352	1 008	0	0
893	Article Of Plastics	1	170	0	0
897	Jewellery, Goldsmith, Silversmith Wares, And Other Articl	1	3	0	0
898	Musical Instrument And Parts/accessories	4 290	10 330	0	0
899	Other Miscellaneous Manufactured Articles	2 187	5 331	95	123
<b>116 TIONGKOK</b>		<b>299 019 545</b>	<b>678 051 597</b>	<b>325 865 441</b>	<b>577 612 591</b>
048	Cereal Preparations And Preparations Of Flours/starchs	1	16	0	0
056	Vegetables, Roots And Tubers, Prepared Or Preserved N	20 030	38 857	0	0
061	Sugar, Molasses, And Honey	871 300	308 260	0	0



**Tabel 5 (lanjutan)**  
**Impor Menurut Negara Asal dan Golongan Barang SITC Januari - Desember, 2020-2021**

Negara Asal	SITC3/ Deskripsi	Januari-Desember 2020		Januari-Desember 2021	
		Berat (kg)	Nilai CIF (US\$)	Berat (kg)	Nilai CIF (US\$)
(1)	(2)	(3)	(4)	(5)	(6)
062	Sugar Confectionery	1	88	0	0
074	Tea And Mate	2	25	0	0
075	Spices	100 000	96 000	0	0
081	Feeding Stuff For Animals	1 069 407	953 160	1 679 819	1 644 486
098	Edible Products And Preparations	4	191	0	0
222	Oil Seeds Use For Extraction Ofsoft Fixed Vegetable Oils	359 000	477 486	143 000	194 414
232	Synthetic Rubber Latex, Synthetic/reclaimed Rubber	50 600	67 508	27 000	63 810
251	Pulp And Waste Paper	0	0	487 119	475 402
273	Stone, Sand And Gravel	65 000	36 550	54 012	23 919
274	Sulphur And Unroasted Iron Pyrites	0	0	11 600	86 935
278	Other Crude Minerals	2 428 932	374 227	4 587 250	1 134 191
285	Aluminium Ores And Concentrates	8 600	9 669	0	0
335	Residual Petroleum Products, And Related Materials	81 883	147 282	50 855	91 539
512	Alcohols,phenols,phenol-alcohols And Their Halogenate	3 875	100 750	3 720	96 720
513	Carboxylic Acids,and Their Anhydrides,halides,peroxides	468 890	464 138	253 900	411 356
514	Nitrogen-function Compounds	324 000	357 888	154 000	217 447
515	Organo-inorganic And Heterocyclic Compounds	34 000	173 980	28 000	158 560
516	Other Organic Chemicals			60 000	96 600
522	Inorganic Chemical Elements, Oxides And Halogen Salts	13 021 000	5 641 420	12 742 950	5 027 518
523	Metallicsalts And Peroxysalts	41 198 100	6 127 557	53 222 000	7 242 275
533	Pigments, Paints, Varnishes, And Related Materials	380 727	184 734	32 856	125 561
542	Medicaments, Including Veterinary Medicaments	7	140	0	0
553	Perfumery, Cosmetics, And Toilet Preparations	1	25	6 455	16 714
554	Soap,cleansing And Polishing Preparations	2	75	32 000	60 000
562	Fertilizers, Manufactured	74 465 815	19 053 958	72 294 490	20 514 832
574	Poliacetals And Polycarbons In Primary Forms	2 090 000	1 582 365	3 397 992	3 524 295
575	Other Plastics In Primary Forms	157 500	314 550	115 000	440 013
581	Tubes, Pipes, And Hoses Of Plastics	68 536	200 925	315 437	1 490 990
582	Plates, Sheets, And Film Of Plastics	290 485	417 939	277 937	348 552
583	Monofilament And Rod Of Plastics	10	103	0	0
591	Disinfectants, Insecticides, And Fungicides Put In Forms	176 771	653 041	39 368	209 465
597	Additive For Mineral Oils	42 857	352 524	9 905	187 444
598	Miscellaneous Chemical Products	17 307 322	3 262 651	19 647 927	6 116 009
612	Manufactures And Composition Leathers	786	2 796	0	0
621	Materials Of Rubber	3 863	13 311	2 304	32 218
625	Rubber Tyre,tyre Cases,tyre Treads,inner Tubes, And Tyl	5 814	16 861	5 669	15 995
629	Articles Of Rubbers	179 112	495 052	94 051	395 943
634	Veneers,plywood,improved/reconstituted Wood Worke	325 623	284 037	255 202	311 817
635	Wood Manufactures	0	0	3 328	20 867
641	Papers And Paperboards	26 167	75 524	8 488	23 756
642	Paper And Paperboard Cut To Size/shape And Article Of	2 337	4 592	250	160
651	Textile Yarns	9	57	9	62
654	Textile Fabrics, Woven, Other Than Of Cotton Or Man-m	12 303	38 287	0	0
656	Tulle,lace,embroidery,ribbons,trimmings And Other Sma	5	95	0	0
657	Special Yarns,textile Fabrics	21 967	266 530	236 766	1 026 413
658	Made-up Articles, Wholly/chiefly Of Textile Materials	2 849	42 948	7 722	22 526
661	Lime,cement And Fabricated Construction Materials	89 073	38 556	136 356	80 054
662	Clay And Refactory Construction Materials	31 941 796	6 422 595	35 092 437	8 570 720
663	Mineral Manufactures	268 400	455 145	1 628 019	1 828 165



**Tabel 5 (lanjutan)**  
**Impor Menurut Negara Asal dan Golongan Barang SITC Januari - Desember, 2020-2021**

Negara Asal	SITC3/ Deskripsi	Januari-Desember 2020		Januari-Desember 2021	
		Berat (kg)	Nilai CIF (US\$)	Berat (kg)	Nilai CIF (US\$)
(1)	(2)	(3)	(4)	(5)	(6)
664	Glass	491 762	236 754	386 038	561 751
665	Glassware	24 527	68 372	0	0
672	Ingots And Other Iron/steel In Primary Forms	22	47	0	0
674	Flat Rolled Products, Clad Or Plated	6 329 564	4 714 083	3 600 477	3 568 201
675	Flat Rolled Products And Alloy Steels	956 706	769 748	9 782 887	11 065 222
676	Iron/steel Bars, Rods, Angels, Shaped And Sections	75	286	5 950	11 583
677	Rail/railway And Tractor Construction Of Iron/steel Mat	16 749	30 400	1 454 472	1 484 246
678	Wire Of Iron/steel	1 962 496	1 812 568	2 863 863	3 143 682
679	Tubes, Pipes, Hollow Profile, Pipe Fitting Of Iron/steel	144 852	208 136	147 307	380 950
682	Copper	1 205	10 331	3	66
683	Nickel	12 000	15 256	0	0
684	Aluminium	854 716	1 638 178	550 004	1 614 687
691	Structures And Parts Of Iron/steel Or Aluminium	20 312 308	30 547 783	11 366 034	19 870 242
692	Metal Containers For Storage And Transportations	1 619	5 593	23 970	19 842
693	Wire Products And Fencing Grills	351 655	853 633	559 877	1 066 133
694	Nails, Screws, Nuts, Bolts, Rivets Of Iron/steel Or Copper	35 753	60 599	7 711	19 840
695	Tools For Used In The Hand Or In Machines	14 220	30 786	22 080	49 295
696	Cutlery	33	122	16	95
697	Household Equipment Of Base Metals	2 906	14 041	13 225	70 275
699	Manufactures Of Base Metals	724 150	4 786 328	570 547	2 443 720
711	Steam And Other Vapour Generating Boilers And Parts	23 184 126	106 546 206	19 096 839	94 932 086
712	Steam Or Other Generating Boilers And Parts	7 364 897	127 244 376	3 960 009	39 685 155
713	Internal Combustion Piston Engines And Parts	239 538	576 132	176 614	628 850
714	Engines And Motors, Non-electric And Parts	302	350	0	0
716	Rotating Electric Plants And Parts	2 923 574	75 567 504	129 024	3 066 722
718	Other Power Generating Machines And Parts	9 485	86 594	6 723	121 318
721	Agricultural Machinery And Parts	208 374	582 262	300 542	807 314
722	Tractors	3 140	10 613	0	0
723	Civil Engineering And Contractor Plants And Equipments	178 002	1 270 927	260 750	2 436 699
724	Textile/leather Machinery And Parts	428	1 714	19 227	187 019
725	Papermill/pulpmill Machinery And Paper Cutting Machir	7 542	191 690	1 752 012	25 196 993
726	Printing/book Binding Machinery And Parts	5 275	9 408	196	115
727	Food Processing Machines And Parts	21 667	94 542	97 746	299 202
728	Other Machines And Equipment Specialized For Particul	2 182 236	29 894 537	4 452 364	67 566 974
731	Machine Tools By Removing Metal	3 250	3 190	5 864	28 915
733	Machine Tool For Working Metals	249 606	712 043	30 826	225 471
735	Parts Of Machine Tools	5 252	46 638	6 641	15 035
737	Metalworking Machinery And Parts	5 334	33 489	37 977	246 579
741	Heating And Cooling Equipments And Parts	8 175 360	56 342 005	2 511 145	23 482 344
742	Pumps For Liquid And Parts	2 667 706	19 350 871	5 018 424	35 592 442
743	Pumps, Compressors, Fans, Blowers, Centrifuges, And P	6 142 147	32 500 211	7 477 518	47 103 678
744	Mechanical Handling Equipments And Parts	4 605 010	22 377 457	2 102 666	8 562 595
745	Other Non-electical Machinery, Tools, And Mechanical A	421 789	1 053 481	441 969	1 151 541
746	Ball Or Roller Bearings	231 088	256 631	84 471	163 588
747	Taps, Cocks, And Valves For Pipes	45 420	469 613	258 293	1 422 591
748	Transmission Shafts And Cranks	435 588	1 844 339	212 955	1 251 540
749	Non-electric Parts And Accessories Of Machineries	8 200	28 532	26 338	53 575
751	Office Machines	52	436	16	29
752	Automatic Data Processing Machines And Their Units	3 836	49 637	9 670	201 629

**Tabel 5 (lanjutan)**  
**Impor Menurut Negara Asal dan Golongan Barang SITC Januari - Desember, 2020-2021**

Negara Asal	SITC3/ Deskripsi	Januari-Desember 2020		Januari-Desember 2021	
		Berat (kg)	Nilai CIF (US\$)	Berat (kg)	Nilai CIF (US\$)
(1)	(2)	(3)	(4)	(5)	(6)
759	Parts And Accessories For Machine Of Heading 751 Or 7	1 264	764	0	0
761	Television Receivers	0	0	65 101	1 138 534
763	Sound Recorders Or Reproducers	867	12 937	0	0
764	Telecommunication Equipments And Parts	29	919	32 490	930 516
771	Electric Power Machinery And Parts	1 622 932	37 709 971	74 024	705 095
772	Electrical Apparatus For Making And Breaking Electrical	657 136	43 217 163	1 670 395	54 250 328
773	Equipment For Distributing Electricity	68 771	630 950	791 302	13 261 787
775	Household Type, Electrical/non-electrical Equipments	7 432	46 705	10 765	58 146
776	Thermionic, Cold Cathode, And Photo Cathode Valves/tu	20 444	67 793	152	10 083
778	Electrical Machinery And Apparatus	207 749	460 875	117 570	733 349
782	Motor Vehicle For The Transportation Of Goods	67 500	171 000	130 000	490 000
784	Parts And Accessories Of The Motor Vehicles	225 603	337 738	35 169	254 885
785	Motorcycles, Scooters, And Other Cycles Motorized/nor	1 689 538	2 045 467	1 788 202	2 769 459
786	Trailers And Other Vehicles, Not Motorized	10 209 150	7 361 802	28 247 913	22 164 605
791	Railway Vehicles And Associated Equipments	3 076 414	9 362 916	3 704 502	5 926 010
793	Ships, Boats, And Floating Structures	4 017	12 900	5 169	25 800
811	Prefabricated Buildings	939 016	1 187 774	952 392	1 882 773
812	Sanitary, Plumbing, Heating, And Lighting Fixtures/fitting	242 273	238 108	33 072	40 439
813	Lighting Fixtures And Fittings	8 792	91 409	62 053	899 659
821	Furnitures And Parts	71 976	141 330	92 331	261 619
831	Travel Goods	256	1 732	11	78
841	Men's Coats/jackets, Not Knitted	5	180	0	0
842	Women's Coats/jacket, Not Knitted	2	68	0	0
843	Men's Coats/jackets, Knitted	31	377	0	0
844	Women's Coats/jackets, Knitted	105	827	0	0
845	Articles Of Apparel	9	107	0	0
848	Articles Of Apparel And Clothing Accessories Of Other TI	2 002	11 233	2 808	6 854
851	Footwears	27	513	0	0
871	Optical Instrument And Apparatus	1 270	3 911	0	0
873	Meters And Counters	270	2 843	172	2 354
874	Measuring, Checking, Analysing, And Controlling Instrun	115 423	1 713 873	165 919	8 397 667
884	Optical Goods	15	1 641	0	0
885	Watches And Clocks	1	25	0	0
892	Printed Matter	2 897	3 509	2 054	5 527
893	Article Of Plastics	202 437	598 569	891 850	1 218 026
894	Baby Carriages, Toys, Games, And Sporting Goods	38 659	85 275	9 479	23 854
895	Office And Stationery Supplies	35	125	129	293
896	Works Of Art, Collectors Pieces And Antiques	1	60	0	0
897	Jewellery, Goldsmith, Silversmith Wares, And Other Arti	2	93	0	0
898	Musical Instrument And Parts/accessories	4 303	22 706	0	0
899	Other Miscellaneous Manufactured Articles	588	2 469	3 944	27 279
<b>121 THAILAND</b>		<b>19 556 807</b>	<b>9 715 299</b>	<b>46 950 152</b>	<b>24 995 128</b>
081	Feeding Stuff For Animals	26 001	20 672	32 640	39 933
231	Natural Rubber Latex;natural Rubber And Similar Natura	0	0	6 971 182	10 626 840
335	Residual Petroleum Products, And Related Materials	524 160	273 887	176 220	105 923
522	Inorganic Chemical Elements, Oxides And Halogen Salts	76 000	44 232	0	0
523	Metallicsalts And Peroxysalts	48 000	84 000	72 000	168 480
524	Other Inorganic Chemicals;chemical Compound Of Preci	3 625 000	1 726 125	5 975 000	2 535 250

**Tabel 5 (lanjutan)**  
**Impor Menurut Negara Asal dan Golongan Barang SITC Januari - Desember, 2020-2021**

Negara Asal	SITC3/ Deskripsi	Januari-Desember 2020		Januari-Desember 2021	
		Berat (kg)	Nilai CIF (US\$)	Berat (kg)	Nilai CIF (US\$)
(1)	(2)	(3)	(4)	(5)	(6)
553	Perfumery, Cosmetics, And Toilet Preparations	3	102	0	0
571	Polymers Of Ethylene In Primary Forms	276 000	261 620	596 000	702 427
582	Plates, Sheets, And Film Of Plastics	47 892	49 064	0	0
592	Starches, Inulin, And Wheat Glutenal Buminoidal Subtar	1 210 000	658 234	540 000	303 310
598	Miscellaneous Chemical Products	203 700	448 258	296 820	697 924
621	Materials Of Rubber	153	4 644	0	0
629	Articles Of Rubbers	1 430	11 264	2 225	17 790
641	Papers And Paperboards	23 262	68 163	42 387	138 430
657	Special Yarns,textile Fabrics	0	0	216	68 806
661	Lime,cement And Fabricated Construction Materials	11 829 592	1 591 282	30 566 785	4 263 960
678	Wire Of Iron/steel	5 775	4 799	0	0
695	Tools For Used In The Hand Or In Machines	2 162	16 775	3 396	26 864
699	Manufactures Of Base Metals	1	2	21 150	14 250
711	Steam And Other Vapour Generating Boilers And Parts	60	1 500	0	0
713	Internal Combustion Piston Engines And Parts	74	904	361	6 736
721	Agricultural Machinery And Parts	202 165	1 455 279	368 113	2 618 131
722	Tractors	35 760	215 956	166 880	1 315 879
725	Papermill/pulpmill Machinery And Paper Cutting Machir	155 826	1 271 316	0	0
728	Other Machines And Equipment Specialized For Particul	3 000	59 650	28 048	553 175
741	Heating And Cooling Equipments And Parts	10 320	93 233	0	0
742	Pumps For Liquid And Parts	10	81	7	50
743	Pumps, Compressors, Fans, Blowers, Centrifuges, And P	381	2 719	579	4 511
744	Mechanical Handling Equipments And Parts	15 256	211 630	1 450	27 460
745	Other Non-electical Machinery, Tools, And Mechanical A	5 900	386 993	0	0
746	Ball Or Roller Bearings	30	211	52	403
747	Taps, Cocks, And Valves For Pipes	0	0	42	894
748	Transmission Shafts And Cranks	786	5 610	1 322	10 471
749	Non-electric Parts And Accessories Of Machineries	47	655	33	279
772	Electrical Apparatus For Making And Breaking Electrical	0	0	1 058	24 800
776	Thermionic, Cold Cathode, And Photo Cathode Valves/tu	5	50	0	0
784	Parts And Accessories Of The Motor Vehicles	1 057	7 618	1 355	10 464
786	Trailers And Other Vehicles, Not Motorized	1 226 985	738 659	1 083 504	663 439
821	Furnitures And Parts	0	0	1 327	48 249
892	Printed Matter	3	3	0	0
893	Article Of Plastics	2	30	0	0
894	Baby Carriages, Toys, Games, And Sporting Goods	8	52	0	0
897	Jewellery, Goldsmith, Silversmith Wares, And Other Arti	1	27	0	0
<b>122 SINGAPURA</b>		<b>50 435 102</b>	<b>21 499 712</b>	<b>80 644 005</b>	<b>44 953 525</b>
048	Cereal Preparations And Preparations Of Flours/starches	653	573	0	0
075	Spices	15 599	17 842	0	0
098	Edible Products And Preparations	6	449	0	0
274	Sulphur And Unroasted Iron Pyrites	9 416 400	855 761	9 343 800	1 655 626
334	Petroleum Products, Refined	835 151	1 804 623	31 738 174	25 316 986
335	Residual Petroleum Products, And Related Materials	37 803 365	11 461 769	35 923 332	15 637 831
522	Inorganic Chemical Elements, Oxides And Halogen Salts	0	0	176 135	54 443
541	Medicinal And Pharmaceutical Products	4	94	0	0
542	Medicaments, Including Veterinary Medicaments	8	559	0	0
553	Perfumery, Cosmetics, And Toilet Preparations	15	709	0	0

**Tabel 5 (lanjutan)**  
**Impor Menurut Negara Asal dan Golongan Barang SITC Januari - Desember, 2020-2021**

Negara Asal	SITC3/ Deskripsi	Januari-Desember 2020		Januari-Desember 2021	
		Berat (kg)	Nilai CIF (US\$)	Berat (kg)	Nilai CIF (US\$)
(1)	(2)	(3)	(4)	(5)	(6)
571	Polymers Of Ethylene In Primary Forms	285 500	259 709	464 000	605 474
572	Polimers Of Styrene In Primary Forms	3	3	0	0
581	Tubes, Pipes, And Hoses Of Plastics	7	7	170	458
582	Plates, Sheets, And Film Of Plastics	12	124	0	0
592	Starches, Inulin, And Wheat Glutenal Buminoidal Subtan	20 000	126 400	9 000	53 910
593	Explosive And Pyrotechnic Products	3	3	0	0
597	Additive For Mineral Oils	6 497	16 114	2 685	4 924
598	Miscellaneous Chemical Products	39 600	48 923	0	0
612	Manufactures And Composition Leathers	1	34	0	0
621	Materials Of Rubber	367	693	0	0
625	Rubber Tyre,tyre Cases,tyre Treads,inner Tubes, And Ty	94	547	0	0
629	Articles Of Rubbers	2 924	4 501	17	438
641	Papers And Paperboards	11 219	10 870	0	0
642	Paper And Paperboard Cut To Size/shape And Article Of	20	55	0	0
658	Made-up Articles, Wholly/chiefly Of Textile Materials	22	816	0	0
661	Lime,cement And Fabricated Construction Materials	43	48	0	0
663	Mineral Manufactures	1	37	13 954	61 263
664	Glass	25	91	0	0
682	Copper	2	44	0	0
692	Metal Containers For Storage And Transportations	0	0	2 240	5 909
694	Nails, Screws, Nuts, Bolts, Rivets Of Iron/steel Or Coppe	69	81	0	0
695	Tools For Used In The Hand Or In Machines	16	410	0	0
697	Household Equipment Of Base Metals	1	37	0	0
699	Manufactures Of Base Metals	523	2 364	0	0
713	Internal Combustion Piston Engines And Parts	1 694	3 047	0	0
716	Rotating Electric Plants And Parts	328 750	5 795 514	3 051	128 871
718	Other Power Generating Machines And Parts	3	3	0	0
724	Textile/leather Machinery And Parts	1	58	0	0
726	Printing/book Binding Machinery And Parts	1	56	0	0
728	Other Machines And Equipment Specialized For Particul	0	0	2 299	41 000
741	Heating And Cooling Equipments And Parts	97	267	692	5 000
742	Pumps For Liquid And Parts	1 395	12 579	2 648	26 160
743	Pumps, Compressors, Fans, Blowers, Centrifuges, And P	13 773	141 750	7 373	55 986
744	Mechanical Handling Equipments And Parts	0	0	745	13 801
745	Other Non-electical Machinery, Tools, And Mechanical A	1	44	0	0
746	Ball Or Roller Bearings	340	759	0	0
747	Taps, Cocks, And Valves For Pipes	218	552	3 511	45 885
748	Transmission Shafts And Cranks	1 241	2 052	2 410	28 215
749	Non-electric Parts And Accessories Of Machineries	90	1 044	2 728	49 783
751	Office Machines	8	323	0	0
752	Automatic Data Processing Machines And Their Units	22	1 076	0	0
759	Parts And Accessories For Machine Of Heading 751 Or 7	2	74	0	0
761	Television Receivers	9	503	18 077	14 959
763	Sound Recorders Or Reproducers	2	50	0	0
764	Telecommunication Equipments And Parts	110	8 110	0	0
771	Electric Power Machinery And Parts	16	501	0	0
772	Electrical Apparatus For Making And Breaking Electrical	264	719	0	0
774	Electrical Apparatus For Medical Purposes And Radiolog	2	102	0	0
775	Household Type, Electrical/non-electrical Equipments	11	157	0	0

**Tabel 5 (lanjutan)**  
**Impor Menurut Negara Asal dan Golongan Barang SITC Januari - Desember, 2020-2021**

Negara Asal	SITC3/ Deskripsi	Januari-Desember 2020		Januari-Desember 2021	
		Berat (kg)	Nilai CIF (US\$)	Berat (kg)	Nilai CIF (US\$)
(1)	(2)	(3)	(4)	(5)	(6)
776	Thermionic, Cold Cathode, And Photo Cathode Valves/tt	99	4 293	0	0
778	Electrical Machinery And Apparatus	1 370	3 180	0	0
784	Parts And Accessories Of The Motor Vehicles	17 393	30 306	0	0
785	Motorcycles, Scooters, And Other Cycles Motorized/nor	79	3 882	0	0
786	Trailers And Other Vehicles, Not Motorized	1 629 283	862 234	2 925 602	1 142 713
813	Lighting Fixtures And Fittings	12	338	0	0
821	Furnitures And Parts	10	65	0	0
831	Travel Goods	46	847	0	0
841	Men's Coats/jackets, Not Knitted	3	220	0	0
842	Women's Coats/jacket, Not Knitted	5	83	0	0
843	Men's Coats/jackets, Knitted	1	31	0	0
844	Women's Coats/jackets, Knitted	66	1 040	0	0
845	Articles Of Apparel	6	64	0	0
846	Clothing Accessories Of Textiles Fabrics	3	34	0	0
848	Articles Of Apparel And Clothing Accessories Of Other Tl	51	2 370	0	0
851	Footwears	20	478	0	0
871	Optical Instrument And Apparatus	4	194	0	0
872	Medical Instruments And Appliances	1	182	0	0
874	Measuring, Checking, Analysing, And Controlling Instrum	267	591	0	0
881	Photographic Apparatus And Equipments	2	64	0	0
885	Watches And Clocks	18	1 138	0	0
892	Printed Matter	84	1 401	0	0
893	Article Of Plastics	7	338	1 362	3 890
894	Baby Carriages, Toys, Games, And Sporting Goods	51	1 595	0	0
897	Jewellery, Goldsmith, Silversmith Wares, And Other Arti	8	567	0	0
898	Musical Instrument And Parts/accessories	5	158	0	0
899	Other Miscellaneous Manufactured Articles	8	389	0	0
<b>123 PHILIPINA</b>		<b>620 488</b>	<b>395 850</b>	<b>1 208 180</b>	<b>1 091 790</b>
265	Vegetable Textile Fibres,raw Or Processed;waste Of The	16 251	5 232	7 550	4 531
541	Medicinal And Pharmaceutical Products	3	60	0	0
629	Articles Of Rubbers	0	0	1	30
743	Pumps, Compressors, Fans, Blowers, Centrifuges, And P	3 631	44 854	5 488	107 599
748	Transmission Shafts And Cranks	0	0	21	270
749	Non-electric Parts And Accessories Of Machineries	0	0	17	423
772	Electrical Apparatus For Making And Breaking Electrical	0	0	8	176
786	Trailers And Other Vehicles, Not Motorized	600 600	345 700	1 177 176	676 124
844	Women's Coats/jackets, Knitted	3	4	0	0
874	Measuring, Checking, Analysing, And Controlling Instrum	0	0	17 919	302 637
<b>124 MALAYSIA</b>		<b>215 010 953</b>	<b>40 712 854</b>	<b>64 782 331</b>	<b>39 030 068</b>
048	Cereal Preparations And Preparations Of Flours/starchs	50	206	0	0
098	Edible Products And Preparations	22	627	0	0
231	Natural Rubber Latex;natural Rubber And Similar Natur	5	480	0	0
247	Wood In The Rough Or Roughly Squared	79 047 270	5 111 872	0	0
266	Synthetic Fibres Suitable For Spinning	0	0	44 884	39 049
272	Fertilizers, Crude	381 000	247 650	503 000	317 500
273	Stone, Sand And Gravel	9 600 000	612 576	13 292 000	582 035
278	Other Crude Minerals	8 450 000	464 245	4 198 000	714 175
321	Coals, Pulverized Or Not	7 497 470	324 149	0	0

**Tabel 5 (lanjutan)**  
**Impor Menurut Negara Asal dan Golongan Barang SITC Januari - Desember, 2020-2021**

Negara Asal	SITC3/ Deskripsi	Januari-Desember 2020		Januari-Desember 2021	
		Berat (kg)	Nilai CIF (US\$)	Berat (kg)	Nilai CIF (US\$)
(1)	(2)	(3)	(4)	(5)	(6)
334	Petroleum Products, Refined	0	0	11 416 995	8 953 411
335	Residual Petroleum Products, And Related Materials	27 776 072	9 525 810	7 358 544	3 343 122
522	Inorganic Chemical Elements, Oxides And Halogen Salts	0	0	290 400	379 682
531	Synthetic Organic; Colouring Matter	15 375	75 720	0	0
533	Pigments, Paints, Varnishes, And Related Materials	12 000	48 000	0	0
541	Medicinal And Pharmaceutical Products	1	381	0	0
542	Medicaments, Including Veterinary Medicaments	1	97	0	0
553	Perfumery, Cosmetics, And Toilet Preparations	6	524	0	0
554	Soap,cleansing And Polishing Preparations	87 311	41 959	89 259	43 365
562	Fertilizers, Manufactured	1 362 200	529 676	1 323 114	588 336
575	Other Plastics In Primary Forms	1 975 200	543 252	688 290	246 227
581	Tubes, Pipes, And Hoses Of Plastics	26 518	94 347	35 416	115 648
582	Plates, Sheets, And Film Of Plastics	657 237	1 765 287	549 878	1 518 257
591	Disinfectants, Insecticides, And Fungicides Put In Forms	138 586	220 570	130 611	284 873
592	Starches, Inulin, And Wheat Glutenal Buminoidal Subtar	9 000	10 887	0	0
597	Additive For Mineral Oils	42 643	89 135	54 637	116 518
598	Miscellaneous Chemical Products	95 600	119 340	70 200	94 770
641	Papers And Paperboards	2	2	0	0
642	Paper And Paperboard Cut To Size/shape And Article Of	0	0	9	15
657	Special Yarns,textile Fabrics	46 375	122 774	68 776	214 912
661	Lime,cement And Fabricated Construction Materials	3 024 000	365 601	13 126 800	1 669 348
662	Clay And Refactory Construction Materials	0	0	72 000	51 440
663	Mineral Manufactures	67 576 372	7 072 698	2 963 613	929 173
664	Glass	1 775 156	488 254	1 205 684	338 405
665	Glassware	1	50	0	0
694	Nails, Screws, Nuts, Bolts, Rivets Of Iron/steel Or Copper	0	0	1 885	4 678
695	Tools For Used In The Hand Or In Machines	0	0	13 575	151 529
699	Manufactures Of Base Metals	3	96	354	2 055
711	Steam And Other Vapour Generating Boilers And Parts	412 053	999 930	18 000	81 130
714	Engines And Motors, Non-electric And Parts	0	0	24 792	357 300
716	Rotating Electric Plants And Parts	46 547	679 598	55 818	1 017 489
718	Other Power Generating Machines And Parts	176	1 906	57	9 689
721	Agricultural Machinery And Parts	62 103	332 732	160 996	594 391
727	Food Processing Machines And Parts	329 345	1 606 848	691 227	2 477 982
728	Other Machines And Equipment Specialized For Particul	63 394	300 144	836 032	4 678 214
737	Metalworking Machinery And Parts	5 173	12 743	0	0
741	Heating And Cooling Equipments And Parts	1 555 604	5 085 463	1 746 949	4 270 192
742	Pumps For Liquid And Parts	6 886	22 212	0	0
743	Pumps, Compressors, Fans, Blowers, Centrifuges, And P	2 419	50 667	143	1 321
744	Mechanical Handling Equipments And Parts	42 607	112 515	13 008	50 100
745	Other Non-electical Machinery, Tools, And Mechanical A	12 968	61 143	12 673	57 749
746	Ball Or Roller Bearings	0	0	5 032	15 380
747	Taps, Cocks, And Valves For Pipes	14	189	0	0
748	Transmission Shafts And Cranks	6 601	86 342	12 148	45 922
749	Non-electric Parts And Accessories Of Machineries	192	2 071	0	0
752	Automatic Data Processing Machines And Their Units	1	30	0	0
761	Television Receivers	1	74	0	0
764	Telecommunication Equipments And Parts	19	1 329	0	0
771	Electric Power Machinery And Parts	105	1 369	0	0



**Tabel 5 (lanjutan)**  
**Impor Menurut Negara Asal dan Golongan Barang SITC Januari - Desember, 2020-2021**

Negara Asal	SITC3/ Deskripsi	Januari-Desember 2020		Januari-Desember 2021	
		Berat (kg)	Nilai CIF (US\$)	Berat (kg)	Nilai CIF (US\$)
(1)	(2)	(3)	(4)	(5)	(6)
772	Electrical Apparatus For Making And Breaking Electrical	7 885	36 631	14 454	200 554
773	Equipment For Distributing Electricity	0	0	6	150
775	Household Type, Electrical/non-electrical Equipments	19	119	0	0
776	Thermionic, Cold Cathode, And Photo Cathode Valves/tu	3	65	0	0
778	Electrical Machinery And Apparatus	246	3 103	826	4 960
784	Parts And Accessories Of The Motor Vehicles	4	50	0	0
786	Trailers And Other Vehicles, Not Motorized	1 770 114	738 299	2 564 158	1 532 596
793	Ships, Boats, And Floating Structures	0	0	192 000	907 473
811	Prefabricated Buildings	31 973	47 081	54 242	103 668
813	Lighting Fixtures And Fittings	1	10	0	0
821	Furnitures And Parts	0	0	19 635	85 087
831	Travel Goods	2	58	0	0
841	Men's Coats/jackets, Not Knitted	9	119	0	0
843	Men's Coats/jackets, Knitted	4	53	0	0
844	Women's Coats/jackets, Knitted	100	511	0	0
845	Articles Of Apparel	16	36	0	0
846	Clothing Accessories Of Textiles Fabrics	4	79	0	0
848	Articles Of Apparel And Clothing Accessories Of Other TI	30	216	0	0
851	Footwears	14	89	0	0
874	Measuring, Checking, Analysing, And Controlling Instrun	46	894	147	3 621
885	Watches And Clocks	16	309	0	0
892	Printed Matter	85	1 264	0	0
893	Article Of Plastics	1 058 652	2 649 210	862 019	1 836 425
894	Baby Carriages, Toys, Games, And Sporting Goods	45	1 063	0	0
897	Jewellery, Goldsmith, Silversmith Wares, And Other Arti	1	25	0	0
899	Other Miscellaneous Manufactured Articles	0	0	45	152
<b>125 MYANMAR</b>		<b>951 974</b>	<b>971 119</b>	<b>1 616 911</b>	<b>1 967 436</b>
054	Vegetables, Fresh, Chilled, Frozen Or Simply Preserved	951 974	971 119	1 374 991	1 572 300
231	Natural Rubber Latex;natural Rubber And Similar Natur	0	0	241 920	395 136
<b>127 BRUNEI DARUSSALAM</b>		<b>1</b>	<b>31</b>	<b>0</b>	<b>0</b>
898	Musical Instrument And Parts/accessories	1	31	0	0
<b>128 LAOS</b>		<b>44 813 203</b>	<b>11 461 966</b>	<b>45 909 859</b>	<b>19 389 488</b>
098	Edible Products And Preparations	2	152	0	0
553	Perfumery, Cosmetics, And Toilet Preparations	2	88	0	0
554	Soap,cleansing And Polishing Preparations	1	58	0	0
562	Fertilizers, Manufactured	44 813 153	11 461 119	45 909 859	19 389 488
582	Plates, Sheets, And Film Of Plastics	1	30	0	0
641	Papers And Paperboards	1	1	0	0
642	Paper And Paperboard Cut To Size/shape And Article Of	1	27	0	0
695	Tools For Used In The Hand Or In Machines	1	28	0	0
885	Watches And Clocks	1	140	0	0
892	Printed Matter	39	283	0	0
897	Jewellery, Goldsmith, Silversmith Wares, And Other Arti	1	40	0	0

**Tabel 5 (lanjutan)**  
**Impor Menurut Negara Asal dan Golongan Barang SITC Januari - Desember, 2020-2021**

Negara Asal	SITC3/ Deskripsi	Januari-Desember 2020		Januari-Desember 2021	
		Berat (kg)	Nilai CIF (US\$)	Berat (kg)	Nilai CIF (US\$)
(1)	(2)	(3)	(4)	(5)	(6)
<b>131 VIETNAM</b>		<b>67 819 802</b>	<b>24 444 885</b>	<b>51 053 527</b>	<b>32 788 520</b>
056	Vegetables, Roots And Tubers, Prepared Or Preserved N	30 070	60 441	0	0
075	Spices	25 000	92 500	177 500	454 648
231	Natural Rubber Latex;natural Rubber And Similar Natur	0	0	1 197 000	1 990 695
272	Fertilizers, Crude	0	0	20 500	5 521
522	Inorganic Chemical Elements, Oxides And Halogen Salts	0	0	67 200	63 034
533	Pigments, Paints, Varnishes, And Related Materials	2 558 547	1 084 369	3 371 137	1 457 632
562	Fertilizers, Manufactured	55 102 600	16 339 742	40 757 484	21 878 235
592	Starches, Inulin, And Wheat Glutenal Buminoidal Subtar	0	0	429	2 526
629	Articles Of Rubbers	0	0	742	21 377
658	Made-up Articles, Wholly/chiefly Of Textile Materials	0	0	65 868	217 065
661	Lime,cement And Fabricated Construction Materials	3 745 700	441 584	0	0
662	Clay And Refractory Construction Materials	1 944 684	443 593	354 908	64 405
667	Pearl, Precious And Semi Precious Stones	1	47	0	0
674	Flat Rolled Products, Clad Or Plated	605 019	394 235	752 315	658 134
678	Wire Of Iron/steel	122 519	116 130	0	0
695	Tools For Used In The Hand Or In Machines	0	0	209	1 560
699	Manufactures Of Base Metals	0	0	219	1 634
721	Agricultural Machinery And Parts	206	427	0	0
727	Food Processing Machines And Parts	117 661	154 809	254 430	237 865
728	Other Machines And Equipment Specialized For Particul	0	0	2 494 133	4 253 970
731	Machine Tools By Removing Metal	0	0	12 000	50 600
733	Machine Tool For Working Metals	27 489	79 364	47 402	165 613
735	Parts Of Machine Tools	44	137	0	0
737	Metalworking Machinery And Parts	43 468	106 152	72 819	269 787
742	Pumps For Liquid And Parts	119	251	293	362
744	Mechanical Handling Equipments And Parts	1 407 401	3 149 371	56 538	70 272
772	Electrical Apparatus For Making And Breaking Electrical	0	0	4 459	58 592
773	Equipment For Distributing Electricity	161 623	815 088	25 170	149 022
786	Trailers And Other Vehicles, Not Motorized	1 880 005	986 474	1 314 877	681 276
843	Men's Coats/jackets, Knitted	1	40	0	0
851	Footwears	2	103	0	0
874	Measuring, Checking, Analysing, And Controlling Instrun	0	0	147	865
893	Article Of Plastics	17 600	58 000	18	108
895	Office And Stationery Supplies	12 637	85 548	5 730	33 722
898	Musical Instrument And Parts/accessories	17 406	36 480	0	0
<b>133 INDIA</b>		<b>30 109 187</b>	<b>13 289 429</b>	<b>34 939 615</b>	<b>13 169 104</b>
048	Cereal Preparations And Preparations Of Flours/starchs	7	80		
057	Fruit And Nut; Fresh Or Dried	8 018	10 422	1 900	2 830
075	Spices	141 000	149 100	107 560	105 420
222	Oil Seeds Use For Extraction Ofsoft Fixed Vegetable Oils	1 341 576	1 420 407	505 591	599 496
265	Vegetable Textile Fibres,raw Or Processed;waste Of The	10 379	7 534	0	0
292	Crude Vegetable Materials	40 000	49 800	60 000	60 000
522	Inorganic Chemical Elements, Oxides And Halogen Salts	724 000	235 672	0	0
541	Medicinal And Pharmaceutical Products	9 000	78 750	9 000	100 800
542	Medicaments, Including Veterinary Medicaments	3	183	0	0
553	Perfumery, Cosmetics, And Toilet Preparations	6	236	0	0
575	Other Plastics In Primary Forms	0	0	50 150	316 706



**Tabel 5 (lanjutan)**  
**Impor Menurut Negara Asal dan Golongan Barang SITC Januari - Desember, 2020-2021**

Negara Asal	SITC3/ Deskripsi	Januari-Desember 2020		Januari-Desember 2021	
		Berat (kg)	Nilai CIF (US\$)	Berat (kg)	Nilai CIF (US\$)
(1)	(2)	(3)	(4)	(5)	(6)
581	Tubes, Pipes, And Hoses Of Plastics	63	506	10	227
582	Plates, Sheets, And Film Of Plastics	110 408	278 054	40 264	105 797
592	Starches, Inulin, And Wheat Glutenal Buminoidal Subtar	1	126	0	0
598	Miscellaneous Chemical Products	59 950	507 500	0	0
621	Materials Of Rubber	1 079	10 636	645	12 196
629	Articles Of Rubbers	60	682	13	351
641	Papers And Paperboards	1	3	0	0
653	Fabrics, Woven, Of Man-made Fibres	2	28	0	0
662	Clay And Refractory Construction Materials	21 991 277	4 395 086	25 374 186	5 692 617
667	Pearl, Precious And Semi Precious Stones	1	88	0	0
694	Nails, Screws, Nuts, Bolts, Rivets Of Iron/steel Or Copper	176	268	0	0
699	Manufactures Of Base Metals	793	2 445	158	2 578
711	Steam And Other Vapour Generating Boilers And Parts	0	0	153 122	215 857
712	Steam Or Other Generating Boilers And Parts	8 600	2 109 297	10 275	140 500
713	Internal Combustion Piston Engines And Parts	4 724	51 159	1 311	18 321
716	Rotating Electric Plants And Parts	967	2 984	0	0
718	Other Power Generating Machines And Parts	112	1 621	175	4 860
723	Civil Engineering And Contractor Plants And Equipments	20 366	208 956	3 490	59 136
728	Other Machines And Equipment Specialized For Particular Industry			6 390	84 006
741	Heating And Cooling Equipments And Parts	133 807	441 985	31 836	287 800
742	Pumps For Liquid And Parts	45	566	8 594	60 275
743	Pumps, Compressors, Fans, Blowers, Centrifuges, And P	89	93	3	110
744	Mechanical Handling Equipments And Parts	3 476	10 722	0	0
746	Ball Or Roller Bearings	839	5 748	818	23 359
747	Taps, Cocks, And Valves For Pipes			2 348	49 927
748	Transmission Shafts And Cranks	5 439	24 983	1 757	34 088
749	Non-electric Parts And Accessories Of Machineries	6	85	11	221
771	Electric Power Machinery And Parts	96	1 010	0	0
772	Electrical Apparatus For Making And Breaking Electrical	33	372	8	116
778	Electrical Machinery And Apparatus	771	4 386	266	6 744
784	Parts And Accessories Of The Motor Vehicles	749	8 292	1 078	20 598
785	Motorcycles, Scooters, And Other Cycles Motorized/nor	10 723	16 335	0	0
786	Trailers And Other Vehicles, Not Motorized	5 476 932	3 242 041	8 568 649	5 163 949
874	Measuring, Checking, Analysing, And Controlling Instrun	1	49	7	219
892	Printed Matter	1	1	0	0
893	Article Of Plastics	3 611	11 138	0	0
<b>134 PAKISTAN</b>		<b>36 002</b>	<b>58 302</b>	<b>15 000</b>	<b>34 070</b>
292	Crude Vegetable Materials	36 000	58 170	15 000	34 070
695	Tools For Used In The Hand Or In Machines	1	32	0	0
774	Electrical Apparatus For Medical Purposes And Radiolog	1	100	0	0
<b>138 INDONESIA</b>		<b>248 220</b>	<b>379 497</b>	<b>6 850</b>	<b>10 885</b>
231	Natural Rubber Latex;natural Rubber And Similar Natur	248 220	379 497	0	0
635	Wood Manufactures	0	0	6 850	10 885
<b>143 ARAB SAUDI</b>		<b>187 291</b>	<b>81 086</b>	<b>0</b>	<b>0</b>
048	Cereal Preparations And Preparations Of Flours/starchs	30	27	0	0
575	Other Plastics In Primary Forms	187 200	79 958	0	0
771	Electric Power Machinery And Parts	2	850	0	0

**Tabel 5 (lanjutan)**  
**Impor Menurut Negara Asal dan Golongan Barang SITC Januari - Desember, 2020-2021**

Negara Asal	SITC3/ Deskripsi	Januari-Desember 2020		Januari-Desember 2021	
		Berat (kg)	Nilai CIF (US\$)	Berat (kg)	Nilai CIF (US\$)
(1)	(2)	(3)	(4)	(5)	(6)
844	Women's Coats/jackets, Knitted	38	50	0	0
892	Printed Matter	21	201	0	0
<b>144 ISRAEL</b>		<b>1</b>	<b>42</b>	<b>0</b>	<b>0</b>
699	Manufactures Of Base Metals	1	42	0	0
<b>145 KUWAIT</b>		<b>0</b>	<b>0</b>	<b>2 295 000</b>	<b>982 548</b>
522	Inorganic Chemical Elements, Oxides And Halogen Salts	0	0	2 295 000	982 548
<b>146 JORDANIA</b>		<b>36 812 020</b>	<b>8 940 206</b>	<b>55 378 640</b>	<b>17 610 227</b>
562	Fertilizers, Manufactured	36 812 020	8 940 206	55 378 640	17 610 227
<b>152 OMAN</b>		<b>1 000 000</b>	<b>440 000</b>	<b>0</b>	<b>0</b>
575	Other Plastics In Primary Forms	1 000 000	440 000	0	0
<b>154 TURKI</b>		<b>343 833</b>	<b>1 871 198</b>	<b>7 512 591</b>	<b>4 069 034</b>
061	Sugar, Molasses, And Honey	0	0	2 453 160	854 752
629	Articles Of Rubbers	0	0	3	117
699	Manufactures Of Base Metals	0	0	1	16
718	Other Power Generating Machines And Parts	2	41	505	8 845
728	Other Machines And Equipment Specialized For Particul.	271 196	1 838 296	0	0
742	Pumps For Liquid And Parts	18	251	0	0
743	Pumps, Compressors, Fans, Blowers, Centrifuges, And P:	0	0	3	56
747	Taps, Cocks, And Valves For Pipes	1	16	0	0
748	Transmission Shafts And Cranks	14	274	14	505
784	Parts And Accessories Of The Motor Vehicles	57	1 036	0	0
786	Trailers And Other Vehicles, Not Motorized	72 543	31 206	5 058 898	3 204 583
841	Men's Coats/jackets, Not Knitted	1	26	0	0
846	Clothing Accessories Of Textiles Fabrics	1	52	0	0
874	Measuring, Checking, Analysing, And Controlling Instrum	0	0	7	160
<b>155 UNI EMIRAT ARAB</b>		<b>204 672</b>	<b>195 892</b>	<b>0</b>	<b>0</b>
232	Synthetic Rubber Latex, Synthetic/reclaimed Rubber	201 600	189 504	0	0
679	Tubes, Pipes, Hollow Profile, Pipe Fitting Of Iron/steel	3 070	6 343	0	0
713	Internal Combustion Piston Engines And Parts	2	45	0	0
<b>211 MESIR</b>		<b>73 422 984</b>	<b>4 910 688</b>	<b>84 027 790</b>	<b>6 864 951</b>
057	Fruit And Nut; Fresh Or Dried	825 001	759 684	640 503	602 839
272	Fertilizers, Crude	1 000 000	55 000	0	0
562	Fertilizers, Manufactured	71 597 983	4 096 004	83 387 287	6 262 112
<b>213 LIBYA</b>		<b>63</b>	<b>627</b>	<b>22</b>	<b>289</b>
743	Pumps, Compressors, Fans, Blowers, Centrifuges, And P:	63	627	22	289
<b>214 TUNISIA</b>		<b>0</b>	<b>0</b>	<b>47</b>	<b>786</b>
713	Internal Combustion Piston Engines And Parts	0	0	47	786
<b>216 SUDAN</b>		<b>929 000</b>	<b>929 839</b>	<b>373 000</b>	<b>419 496</b>
222	Oil Seeds Use For Extraction Ofsoft Fixed Vegetable Oils	929 000	929 839	373 000	419 496
<b>221 ETHIOPIA</b>		<b>1 344 000</b>	<b>1 312 629</b>	<b>1 296 000</b>	<b>1 712 652</b>
054	Vegetables, Fresh, Chilled, Frozen Or Simply Preserved	1 344 000	1 312 629	1 296 000	1 712 652

**Tabel 5 (lanjutan)**  
**Impor Menurut Negara Asal dan Golongan Barang SITC Januari - Desember, 2020-2021**

Negara Asal	SITC3/ Deskripsi	Januari-Desember 2020		Januari-Desember 2021	
		Berat (kg)	Nilai CIF (US\$)	Berat (kg)	Nilai CIF (US\$)
(1)	(2)	(3)	(4)	(5)	(6)
<b>222 TANZANIA</b>		<b>102 000</b>	<b>107 897</b>	<b>0</b>	<b>0</b>
222	Oil Seeds Use For Extraction Ofsoft Fixed Vegetable Oils	102 000	107 897	0	0
<b>227 MOZAMBIK</b>		<b>54 000</b>	<b>54 540</b>	<b>0</b>	<b>0</b>
222	Oil Seeds Use For Extraction Ofsoft Fixed Vegetable Oils	54 000	54 540	0	0
<b>240 PANTAI GADING</b>		<b>12 867 479</b>	<b>8 325 388</b>	<b>19 156 117</b>	<b>20 326 181</b>
231	Natural Rubber Latex;natural Rubber And Similar Natur	12 867 479	8 325 388	19 156 117	20 326 181
<b>261 AFRIKA SELATAN</b>		<b>1 373 807</b>	<b>1 087 304</b>	<b>2 834 978</b>	<b>1 774 820</b>
598	Miscellaneous Chemical Products	18 000	111 600	0	0
743	Pumps, Compressors, Fans, Blowers, Centrifuges, And P	163	1 552	146	4 039
744	Mechanical Handling Equipments And Parts	10 300	125 992	0	0
786	Trailers And Other Vehicles, Not Motorized	1 345 344	848 160	2 834 832	1 770 781
<b>311 AUSTRALIA</b>		<b>175 027 504</b>	<b>9 790 305</b>	<b>180 982 041</b>	<b>10 881 831</b>
041	Wheat And Meslin, Unmilled	77 180	24 299	51 760	17 199
048	Cereal Preparations And Preparations Of Flours/starchs	31	394	0	0
056	Vegetables, Roots And Tubers, Prepared Or Preserved N	12 940	26 009	0	0
074	Tea And Mate	3	60	0	0
098	Edible Products And Preparations	4	194	0	0
277	Natural Abrasives	1	67	0	0
278	Other Crude Minerals	150 360 000	6 127 382	142 601 000	5 456 460
541	Medicinal And Pharmaceutical Products	20	474	0	0
542	Medicaments, Including Veterinary Medicaments	6	163	0	0
553	Perfumery, Cosmetics, And Toilet Preparations	12	222	0	0
562	Fertilizers, Manufactured	23 800 000	2 819 600	38 100 000	4 787 950
642	Paper And Paperboard Cut To Size/shape And Article Of	4	54	0	0
657	Special Yarns,textile Fabrics	2 380	123 299	11 595	466 379
658	Made-up Articles, Wholly/chiefly Of Textile Materials	1	43	0	0
663	Mineral Manufactures	1	35	0	0
692	Metal Containers For Storage And Transportations	6 001	30 253	4 640	24 999
699	Manufactures Of Base Metals	2	40	0	0
713	Internal Combustion Piston Engines And Parts	1	36	0	0
723	Civil Engineering And Contractor Plants And Equipments	12 980	93 763	0	0
728	Other Machines And Equipment Specialized For Particul	14 275	139 300	0	0
743	Pumps, Compressors, Fans, Blowers, Centrifuges, And P	191	2 754	127	2 763
752	Automatic Data Processing Machines And Their Units	1	29	0	0
764	Telecommunication Equipments And Parts	1	36	0	0
771	Electric Power Machinery And Parts	1	54	0	0
775	Household Type, Electrical/non-electrical Equipments	20	753	0	0
776	Thermionic, Cold Cathode, And Photo Cathode Valves/t	1	40	0	0
784	Parts And Accessories Of The Motor Vehicles	3	178	0	0
785	Motorcycles, Scooters, And Other Cycles Motorized/nor	1	73	0	0
786	Trailers And Other Vehicles, Not Motorized	741 337	392 250	212 919	126 081
831	Travel Goods	10	517	0	0
841	Men's Coats/jackets, Not Knitted	1	42	0	0
843	Men's Coats/jackets, Knitted	5	159	0	0
844	Women's Coats/jackets, Knitted	24	194	0	0

**Tabel 5 (lanjutan)**  
**Impor Menurut Negara Asal dan Golongan Barang SITC Januari - Desember, 2020-2021**

Negara Asal	SITC3/ Deskripsi	Januari-Desember 2020		Januari-Desember 2021	
		Berat (kg)	Nilai CIF (US\$)	Berat (kg)	Nilai CIF (US\$)
(1)	(2)	(3)	(4)	(5)	(6)
845	Articles Of Apparel	6	246	0	0
848	Articles Of Apparel And Clothing Accessories Of Other TI	8	351	0	0
851	Footwears	3	75	0	0
884	Optical Goods	1	44	0	0
892	Printed Matter	11	391	0	0
893	Article Of Plastics	28	5 605	0	0
894	Baby Carriages, Toys, Games, And Sporting Goods	5	159	0	0
897	Jewellery, Goldsmith, Silversmith Wares, And Other Arti	2	229	0	0
898	Musical Instrument And Parts/accessories	1	358	0	0
961	Coin Not Being Legal Tender	1	81	0	0
<b>312 SELANDIA BARU</b>		<b>1 120</b>	<b>12 311</b>	<b>998</b>	<b>22 850</b>
048	Cereal Preparations And Preparations Of Flours/starchs	3	65	0	0
723	Civil Engineering And Contractor Plants And Equipments	1 087	11 812	982	22 593
748	Transmission Shafts And Cranks	20	299	16	257
764	Telecommunication Equipments And Parts	4	50	0	0
885	Watches And Clocks	4	25	0	0
897	Jewellery, Goldsmith, Silversmith Wares, And Other Arti	2	60	0	0
<b>338 TONGA</b>		<b>1</b>	<b>27</b>	<b>0</b>	<b>0</b>
764	Telecommunication Equipments And Parts	1	27	0	0
<b>411 AMERIKA SERIKAT</b>		<b>5 427 209</b>	<b>12 997 109</b>	<b>5 993 592</b>	<b>17 363 574</b>
048	Cereal Preparations And Preparations Of Flours/starchs	2	50	43 723	559 656
098	Edible Products And Preparations	6	254	0	0
272	Fertilizers, Crude	1	69	0	0
278	Other Crude Minerals	544 320	172 912	181 440	58 060
334	Petroleum Products, Refined	612	1 552	4 776	9 061
533	Pigments, Paints, Varnishes, And Related Materials			7	92
542	Medicaments, Including Veterinary Medicaments	14	197	0	0
553	Perfumery, Cosmetics, And Toilet Preparations	11	360	0	0
581	Tubes, Pipes, And Hoses Of Plastics	128 442	1 868 700	123 982	2 329 733
582	Plates, Sheets, And Film Of Plastics	54	589	2 946	4 262
592	Starches, Inulin, And Wheat Glutenal Buminoidal Subtan	281	1 008	0	0
597	Additive For Mineral Oils	83 814	366 079	86 078	311 196
598	Miscellaneous Chemical Products	58 095	428 616	0	0
621	Materials Of Rubber	4 583	46 733	3 378	69 124
625	Rubber Tyre,tyre Cases,tyre Treads,inner Tubes, And Ty	1	75	0	0
629	Articles Of Rubbers	8 006	100 969	6 929	156 578
633	Cork Manufactures	1	1	4	99
642	Paper And Paperboard Cut To Size/shape And Article Of	6	134	0	0
657	Special Yarns,textile Fabrics	182	1 087	111	1 107
658	Made-up Articles, Wholly/chiefly Of Textile Materials	2	30	0	0
661	Lime,cement And Fabricated Construction Materials	1	37	0	0
663	Mineral Manufactures	1 942	12 708	144	3 665
664	Glass	48	688	15	647
665	Glassware	1	21	0	0
682	Copper	13	114	17	398
684	Alumunium	27	476	2	55
692	Metal Containers For Storage And Transportations	111 075	634 628	39 461	385 694

**Tabel 5 (lanjutan)**  
**Impor Menurut Negara Asal dan Golongan Barang SITC Januari - Desember, 2020-2021**

Negara Asal	SITC3/ Deskripsi	Januari-Desember 2020		Januari-Desember 2021	
		Berat (kg)	Nilai CIF (US\$)	Berat (kg)	Nilai CIF (US\$)
(1)	(2)	(3)	(4)	(5)	(6)
693	Wire Products And Fencing Grills	2	18	1	27
694	Nails, Screws, Nuts, Bolts, Rivets Of Iron/steel Or Copper	55	969	381	15 259
695	Tools For Used In The Hand Or In Machines	97	2 584	73	1 971
699	Manufactures Of Base Metals	2 149	23 244	1 438	25 045
711	Steam And Other Vapour Generating Boilers And Parts	32 949	528 616	2 962	67 171
712	Steam Or Other Generating Boilers And Parts	1 565	107 542	0	0
713	Internal Combustion Piston Engines And Parts	90 231	1 313 564	22 178	509 257
716	Rotating Electric Plants And Parts	4 677	62 468	346	11 449
718	Other Power Generating Machines And Parts	10 910	98 041	2 509	48 044
723	Civil Engineering And Contractor Plants And Equipments	34 820	368 296	19 309	371 015
728	Other Machines And Equipment Specialized For Particul	28 438	409 925	7 917	124 310
735	Parts Of Machine Tools	0	0	19	248
741	Heating And Cooling Equipments And Parts	26 618	356 318	98 593	5 222 846
742	Pumps For Liquid And Parts	93 674	982 522	113 974	681 135
743	Pumps, Compressors, Fans, Blowers, Centrifuges, And P	110 669	1 442 727	107 005	1 036 857
744	Mechanical Handling Equipments And Parts	849	16 510	2 235	43 477
745	Other Non-electical Machinery, Tools, And Mechanical A	0	0	3	70
746	Ball Or Roller Bearings	3 390	43 181	3 666	73 102
747	Taps, Cocks, And Valves For Pipes	4 368	52 975	4 354	107 672
748	Transmission Shafts And Cranks	20 914	443 723	8 735	174 448
749	Non-electric Parts And Accessories Of Machineries	17 659	235 808	12 604	270 292
752	Automatic Data Processing Machines And Their Units	1	55	0	0
761	Television Receivers	0	0	136	1 553
764	Telecommunication Equipments And Parts	7	962	220	10 483
771	Electric Power Machinery And Parts	146	2 306	189	4 226
772	Electrical Apparatus For Making And Breaking Electrical	4 005	43 324	1 287	27 643
773	Equipment For Distributing Electricity	4 132	55 008	282	6 630
775	Household Type, Electrical/non-electrical Equipments	14	207	0	0
776	Thermionic, Cold Cathode, And Photo Cathode Valves/tt	31	789	14	278
778	Electrical Machinery And Apparatus	17 095	196 878	5 992	85 921
784	Parts And Accessories Of The Motor Vehicles	9 106	99 978	10 389	195 385
785	Motorcycles, Scooters, And Other Cycles Motorized/nor	19	464	0	0
786	Trailers And Other Vehicles, Not Motorized	3 952 372	2 243 209	5 039 841	3 147 815
812	Sanitary, Plumbing, Heating, And Lighting Fixtures/fitting	5 986	105 031	139	2 039
813	Lighting Fixtures And Fittings	0	0	1	6
821	Furnitures And Parts	319	2 605	187	4 077
831	Travel Goods	19	548	0	0
841	Men's Coats/jackets, Not Knitted	1	40	0	0
843	Men's Coats/jackets, Knitted	5	322	0	0
844	Women's Coats/jackets, Knitted	43	2 070	0	0
845	Articles Of Apparel	6	357	0	0
848	Articles Of Apparel And Clothing Accessories Of Other TI	25	1 166	0	0
851	Footwears	18	971	0	0
873	Meters And Counters	113	1 517	44	542
874	Measuring, Checking, Analysing, And Controlling Instrun	7 477	101 037	4 856	92 206
885	Watches And Clocks	10	155	9	304
891	Arms And Ammunitions	2	204	4 989	960 000
892	Printed Matter	117	4 699	9	103
893	Article Of Plastics	159	2 234	23 543	150 590

**Tabel 5 (lanjutan)**  
**Impor Menurut Negara Asal dan Golongan Barang SITC Januari - Desember, 2020-2021**

Negara Asal	SITC3/ Deskripsi	Januari-Desember 2020		Januari-Desember 2021	
		Berat (kg)	Nilai CIF (US\$)	Berat (kg)	Nilai CIF (US\$)
(1)	(2)	(3)	(4)	(5)	(6)
894	Baby Carriages, Toys, Games, And Sporting Goods	28	782	0	0
896	Works Of Art, Collectors Pieces And Antiques	2	80	0	0
897	Jewellery, Goldsmith, Silversmith Wares, And Other Arti	14	406	0	0
898	Musical Instrument And Parts/accessories	134	1 450	0	0
899	Other Miscellaneous Manufactured Articles	229	1 137	150	651
<b>412 KANADA</b>		<b>15 594 043</b>	<b>11 071 767</b>	<b>28 085 972</b>	<b>23 060 249</b>
251	Pulp And Waste Paper	15 553 120	10 369 430	27 591 403	22 998 933
541	Medicinal And Pharmaceutical Products	1	48	0	0
562	Fertilizers, Manufactured	0	0	493 750	42 956
581	Tubes, Pipes, And Hoses Of Plastics	1 814	272 000	0	0
621	Materials Of Rubber	1 108	14 220	124	2 741
629	Articles Of Rubbers	38	323	69	1 945
696	Cutlery	1	925	0	0
699	Manufactures Of Base Metals	15	184	15	256
713	Internal Combustion Piston Engines And Parts	1 840	22 704	466	10 416
716	Rotating Electric Plants And Parts	1	17	0	0
723	Civil Engineering And Contractor Plants And Equipments	24 333	178 102	70	1 041
744	Mechanical Handling Equipments And Parts	11 618	211 202	0	0
747	Taps, Cocks, And Valves For Pipes	0	0	5	111
772	Electrical Apparatus For Making And Breaking Electrical	46	684	0	0
778	Electrical Machinery And Apparatus	60	1 075	2	2
784	Parts And Accessories Of The Motor Vehicles	45	746	68	1 848
841	Men's Coats/jackets, Not Knitted	1	30	0	0
845	Articles Of Apparel	1	37	0	0
892	Printed Matter	1	40	0	0
<b>421 MEKSIKO</b>		<b>143 515</b>	<b>919 086</b>	<b>587 158</b>	<b>1 302 584</b>
581	Tubes, Pipes, And Hoses Of Plastics	0	0	1	26
621	Materials Of Rubber	243	3 229	124	2 434
629	Articles Of Rubbers	844	10 463	981	20 716
663	Mineral Manufactures	28	345	33	705
692	Metal Containers For Storage And Transportations	8 709	23 360	0	0
695	Tools For Used In The Hand Or In Machines	18	350	1	8
699	Manufactures Of Base Metals	545	6 270	1 095	25 059
713	Internal Combustion Piston Engines And Parts	2 044	22 252	731	16 799
716	Rotating Electric Plants And Parts	166	1 792	192	4 617
718	Other Power Generating Machines And Parts	1 701	19 001	24	585
723	Civil Engineering And Contractor Plants And Equipments	30 226	315 733	5 394	101 879
741	Heating And Cooling Equipments And Parts	7 339	85 907	2 282	40 768
742	Pumps For Liquid And Parts	3 249	33 481	2 326	64 699
743	Pumps, Compressors, Fans, Blowers, Centrifuges, And P	12 367	149 334	16 794	334 545
746	Ball Or Roller Bearings	48	721	24	809
747	Taps, Cocks, And Valves For Pipes	1 002	12 173	1 090	24 174
748	Transmission Shafts And Cranks	562	6 285	515	9 698
749	Non-electric Parts And Accessories Of Machineries	578	6 916	570	13 556
761	Television Receivers	0	0	170	2 504
771	Electric Power Machinery And Parts	0	0	113	3 470
772	Electrical Apparatus For Making And Breaking Electrical	1 298	15 681	969	22 093
773	Equipment For Distributing Electricity	817	12 068	631	14 272

**Tabel 5 (lanjutan)**  
**Impor Menurut Negara Asal dan Golongan Barang SITC Januari - Desember, 2020-2021**

Negara Asal	SITC3/ Deskripsi	Januari-Desember 2020		Januari-Desember 2021	
		Berat (kg)	Nilai CIF (US\$)	Berat (kg)	Nilai CIF (US\$)
(1)	(2)	(3)	(4)	(5)	(6)
775	Household Type, Electrical/non-electrical Equipments	0	0	46	816
776	Thermionic, Cold Cathode, And Photo Cathode Valves/tu	33	478	2	38
778	Electrical Machinery And Apparatus	8 907	108 946	9 079	188 883
784	Parts And Accessories Of The Motor Vehicles	721	8 970	949	14 811
786	Trailers And Other Vehicles, Not Motorized	59 400	37 446	540 804	340 928
812	Sanitary, Plumbing, Heating, And Lighting Fixtures/fittin	68	1 309	0	0
873	Meters And Counters	1 398	19 733	809	19 936
874	Measuring, Checking, Analysing, And Controlling Instrun	1 201	16 832	1 239	29 248
884	Optical Goods	1	3	0	0
892	Printed Matter	0	0	166	4 462
893	Article Of Plastics	2	8	4	46
<b>433 ARGENTINA</b>		<b>6</b>	<b>130</b>	<b>0</b>	<b>0</b>
746	Ball Or Roller Bearings	6	130	0	0
<b>434 BRAZIL</b>		<b>3 988 027</b>	<b>2 593 787</b>	<b>8 558 252</b>	<b>6 463 968</b>
513	Carboxylic Acids,and Their Anhydrides,halides,peroxides	0	0	16 776	44 700
621	Materials Of Rubber	4	86	6	288
629	Articles Of Rubbers	1	20	7	143
657	Special Yarns,textile Fabrics	0	0	12 444	1 006 254
694	Nails, Screws, Nuts, Bolts, Rivets Of Iron/steel Or Coppe	17	122	18	317
713	Internal Combustion Piston Engines And Parts	1 569	17 600	833	17 435
718	Other Power Generating Machines And Parts	2	29	7	151
723	Civil Engineering And Contractor Plants And Equipments	2 820	50 249	1	33
725	Papermill/pulpmill Machinery And Paper Cutting Machir	0	0	16	331
743	Pumps, Compressors, Fans, Blowers, Centrifuges, And P	2	46	0	0
746	Ball Or Roller Bearings	8	127	5	117
747	Taps, Cocks, And Valves For Pipes	5	99	310	4 405
748	Transmission Shafts And Cranks	172	1 866	260	6 213
749	Non-electric Parts And Accessories Of Machineries	6	71	37	650
778	Electrical Machinery And Apparatus	19	303	26	503
784	Parts And Accessories Of The Motor Vehicles	25	195	5	103
786	Trailers And Other Vehicles, Not Motorized	3 983 377	2 522 974	8 527 417	5 379 357
812	Sanitary, Plumbing, Heating, And Lighting Fixtures/fittin	0	0	83	2 914
893	Article Of Plastics	0	0	1	54
<b>435 KOLOMBIA</b>		<b>25 000</b>	<b>36 375</b>	<b>100 000</b>	<b>148 250</b>
513	Carboxylic Acids,and Their Anhydrides,halides,peroxides	25 000	36 375	100 000	148 250
<b>436 BOLIVIA</b>		<b>1 935 500</b>	<b>720 269</b>	<b>1 600 000</b>	<b>670 800</b>
278	Other Crude Minerals	1 400 000	588 000	1 600 000	670 800
562	Fertilizers, Manufactured	535 500	132 269	0	0



**Tabel 5 (lanjutan)**  
**Impor Menurut Negara Asal dan Golongan Barang SITC Januari - Desember, 2020-2021**

Negara Asal	SITC3/ Deskripsi	Januari-Desember 2020		Januari-Desember 2021	
		Berat (kg)	Nilai CIF (US\$)	Berat (kg)	Nilai CIF (US\$)
(1)	(2)	(3)	(4)	(5)	(6)
<b>441 EKUADOR</b>		<b>27 500</b>	<b>12 681</b>	<b>16 000</b>	<b>9 648</b>
265	Vegetable Textile Fibres,raw Or Processed;waste Of The	27 500	12 681	16 000	9 648
<b>449 REPUBLIK DOMINIKA</b>		<b>2</b>	<b>33</b>	<b>5</b>	<b>110</b>
772	Electrical Apparatus For Making And Breaking Electrical	2	33	5	110
<b>451 KOSTARIKA</b>		<b>70</b>	<b>745</b>	<b>17</b>	<b>440</b>
772	Electrical Apparatus For Making And Breaking Electrical	49	595	17	440
874	Measuring, Checking, Analysing, And Controlling Instrum	21	150	0	0
<b>511 INGGRIS</b>		<b>170 599</b>	<b>1 060 206</b>	<b>2 206 733</b>	<b>1 689 888</b>
048	Cereal Preparations And Preparations Of Flours/starchs	2	118	0	0
081	Feeding Stuff For Animals	1	28	0	0
098	Edible Products And Preparations	2	86	0	0
551	Essential Oils, Perfumes, And Flavour Materials	2	56	0	0
553	Perfumery, Cosmetics, And Toilet Preparations	5	235	0	0
562	Fertilizers, Manufactured	104 000	20 800	2 000 000	480 000
575	Other Plastics In Primary Forms	21 000	53 682	164 200	432 250
581	Tubes, Pipes, And Hoses Of Plastics	97	1 384	11	260
582	Plates, Sheets, And Film Of Plastics	0	0	1	14
592	Starches, Inulin, And Wheat Glutenal Buminoidal Subtar	2	64	0	0
597	Additive For Mineral Oils	0	0	4 888	50 474
621	Materials Of Rubber	42	516	163	5 668
629	Articles Of Rubbers	71	1 066	404	12 612
642	Paper And Paperboard Cut To Size/shape And Article Of	9	280	0	0
663	Mineral Manufactures	2	64	17	376
664	Glass	33	330	12	218
665	Glassware	3	220	0	0
682	Copper	0	0	2	65
694	Nails, Screws, Nuts, Bolts, Rivets Of Iron/steel Or Coppe	10	99	3	74
695	Tools For Used In The Hand Or In Machines	2	27	0	0
699	Manufactures Of Base Metals	69	1 307	160	32 693
713	Internal Combustion Piston Engines And Parts	1 610	20 610	1 229	34 068
716	Rotating Electric Plants And Parts	0	0	8	196
718	Other Power Generating Machines And Parts	183	2 674	7	291
721	Agricultural Machinery And Parts	0	0	20 400	287 432
723	Civil Engineering And Contractor Plants And Equipments	10 408	83 294	4 609	142 243
728	Other Machines And Equipment Specialized For Particul	24 083	767 555	526	2 638
741	Heating And Cooling Equipments And Parts	0	0	1 168	47 515
742	Pumps For Liquid And Parts	1 899	24 569	1 570	35 076
743	Pumps, Compressors, Fans, Blowers, Centrifuges, And P	646	8 311	1 608	47 695
746	Ball Or Roller Bearings	13	226	32	1 233
747	Taps, Cocks, And Valves For Pipes	3 252	30 512	661	24 969
748	Transmission Shafts And Cranks	542	8 520	338	8 709
749	Non-electric Parts And Accessories Of Machineries	428	8 453	429	10 119
752	Automatic Data Processing Machines And Their Units	1	126	0	0
764	Telecommunication Equipments And Parts	2	163	0	0
771	Electric Power Machinery And Parts	23	334	0	0
772	Electrical Apparatus For Making And Breaking Electrical	6	82	16	461
773	Equipment For Distributing Electricity	6	111	2	41



**Tabel 5 (lanjutan)**  
**Impor Menurut Negara Asal dan Golongan Barang SITC Januari - Desember, 2020-2021**

Negara Asal	SITC3/ Deskripsi	Januari-Desember 2020		Januari-Desember 2021	
		Berat (kg)	Nilai CIF (US\$)	Berat (kg)	Nilai CIF (US\$)
(1)	(2)	(3)	(4)	(5)	(6)
776	Thermionic, Cold Cathode, And Photo Cathode Valves/tt	3	224	1	10
778	Electrical Machinery And Apparatus	2	71	100	3 936
784	Parts And Accessories Of The Motor Vehicles	1 964	17 913	402	11 541
785	Motorcycles, Scooters, And Other Cycles Motorized/nor	9	606	0	0
812	Sanitary, Plumbing, Heating, And Lighting Fixtures/fittin	72	952	0	0
813	Lighting Fixtures And Fittings	1	25	0	0
841	Men's Coats/jackets, Not Knitted	2	59	0	0
843	Men's Coats/jackets, Knitted	4	205	0	0
844	Women's Coats/jackets, Knitted	9	997	0	0
845	Articles Of Apparel	5	248	0	0
846	Clothing Accessories Of Textiles Fabrics	1	92	0	0
848	Articles Of Apparel And Clothing Accessories Of Other TI	10	539	0	0
851	Footwears	2	98	0	0
873	Meters And Counters	0	0	18	697
874	Measuring, Checking, Analysing, And Controlling Instrun	9	119	3 739	15 998
885	Watches And Clocks	1	120	0	0
892	Printed Matter	22	923	5	208
893	Article Of Plastics	14	413	4	108
894	Baby Carriages, Toys, Games, And Sporting Goods	7	438	0	0
897	Jewellery, Goldsmith, Silversmith Wares, And Other Arti	8	262	0	0
<b>512 BELANDA</b>		<b>6 255</b>	<b>895 253</b>	<b>594 693</b>	<b>379 479</b>
048	Cereal Preparations And Preparations Of Flours/starchs	6	104	0	0
073	Chocolate And Other Food Preparations Containing Cocc	4	60	0	0
098	Edible Products And Preparations	4	583	0	0
553	Perfumery, Cosmetics, And Toilet Preparations	2	109	0	0
625	Rubber Tyre,tyre Cases,tyre Treads,inner Tubes, And Ty	3	131	0	0
642	Paper And Paperboard Cut To Size/shape And Article Of	4	30	0	0
663	Mineral Manufactures	2 930	9 369	0	0
695	Tools For Used In The Hand Or In Machines	2	70	0	0
714	Engines And Motors, Non-electric And Parts	3 111	876 196	0	0
716	Rotating Electric Plants And Parts	1	32	0	0
728	Other Machines And Equipment Specialized For Particul	0	0	692	5 000
748	Transmission Shafts And Cranks	1	3	1	16
752	Automatic Data Processing Machines And Their Units	4	163	0	0
761	Television Receivers	1	27	0	0
764	Telecommunication Equipments And Parts	17	908	0	0
775	Household Type, Electrical/non-electrical Equipments	1	51	0	0
776	Thermionic, Cold Cathode, And Photo Cathode Valves/tt	1	89	0	0
778	Electrical Machinery And Apparatus	19	1 312	0	0
785	Motorcycles, Scooters, And Other Cycles Motorized/nor	2	203	0	0
786	Trailers And Other Vehicles, Not Motorized		0 #	594 000	374 463
813	Lighting Fixtures And Fittings	1	48	0	0
831	Travel Goods	6	50	0	0
844	Women's Coats/jackets, Knitted	28	211	0	0
848	Articles Of Apparel And Clothing Accessories Of Other TI	14	1 278	0	0
851	Footwears	7	443	0	0
872	Medical Instruments And Appliances	1	50	0	0
881	Photographic Apparatus And Equipments	36	2 311	0	0

**Tabel 5 (lanjutan)**  
**Impor Menurut Negara Asal dan Golongan Barang SITC Januari - Desember, 2020-2021**

Negara Asal	SITC3/ Deskripsi	Januari-Desember 2020		Januari-Desember 2021	
		Berat (kg)	Nilai CIF (US\$)	Berat (kg)	Nilai CIF (US\$)
(1)	(2)	(3)	(4)	(5)	(6)
884	Optical Goods	3	113	0	0
885	Watches And Clocks	2	62	0	0
892	Printed Matter	35	848	0	0
893	Article Of Plastics	1	25	0	0
894	Baby Carriages, Toys, Games, And Sporting Goods	7	328	0	0
961	Coin Not Being Legal Tender	1	46	0	0
<b>513 FRANCIS</b>		<b>2 146 638</b>	<b>1 646 628</b>	<b>15 426</b>	<b>623 036</b>
048	Cereal Preparations And Preparations Of Flours/starchs	2	94	0	0
251	Pulp And Waste Paper	2 120 741	1 411 464	0	0
553	Perfumery, Cosmetics, And Toilet Preparations	4	143	0	0
582	Plates, Sheets, And Film Of Plastics	1	20	0	0
597	Additive For Mineral Oils	0	0	1 744	3 200
629	Articles Of Rubbers	20	353	11	503
642	Paper And Paperboard Cut To Size/shape And Article Of	3	3	0	0
658	Made-up Articles, Wholly/chiefly Of Textile Materials	2	31	0	0
699	Manufactures Of Base Metals	1	15	19	318
718	Other Power Generating Machines And Parts	0	0	34	596
723	Civil Engineering And Contractor Plants And Equipments	24 541	211 248	8 806	154 782
728	Other Machines And Equipment Specialized For Particul	0	0	3 905	444 055
741	Heating And Cooling Equipments And Parts	3	70	0	0
743	Pumps, Compressors, Fans, Blowers, Centrifuges, And P	0	0	2	46
746	Ball Or Roller Bearings	26	500	70	2 018
747	Taps, Cocks, And Valves For Pipes	13	129	25	845
748	Transmission Shafts And Cranks	226	2 453	431	10 032
749	Non-electric Parts And Accessories Of Machineries	27	463	22	544
764	Telecommunication Equipments And Parts	1	2	0	0
772	Electrical Apparatus For Making And Breaking Electrical	22	518	0	0
773	Equipment For Distributing Electricity	0	0	2	41
776	Thermionic, Cold Cathode, And Photo Cathode Valves/tu	60	1 170	98	2 148
778	Electrical Machinery And Apparatus	29	259	70	1 460
784	Parts And Accessories Of The Motor Vehicles	862	16 462	187	2 448
785	Motorcycles, Scooters, And Other Cycles Motorized/nor	4	90	0	0
821	Furnitures And Parts	3	3	0	0
844	Women's Coats/jackets, Knitted	3	4	0	0
848	Articles Of Apparel And Clothing Accessories Of Other Tl	2	107	0	0
874	Measuring, Checking, Analysing, And Controlling Instrun	28	524	0	0
892	Printed Matter	6	6	0	0
893	Article Of Plastics	4	60	0	0
894	Baby Carriages, Toys, Games, And Sporting Goods	2	299	0	0
897	Jewellery, Goldsmith, Silversmith Wares, And Other Arti	2	138	0	0
<b>514 JERMAN</b>		<b>10 395 269</b>	<b>8 645 084</b>	<b>16 444 685</b>	<b>8 037 041</b>
048	Cereal Preparations And Preparations Of Flours/starchs	4	183	0	0
073	Chocolate And Other Food Preparations Containing Cocc	8	195	0	0
098	Edible Products And Preparations	6	299	0	0
248	Wood, simply Worked And Railway Sleeper Of Wood	776 600	323 014	661 023	306 109
278	Other Crude Minerals	793 500	140 118	3 319 480	489 192
515	Organo-inorganic And Heterocyclic Compounds	100 000	96 500	300 000	358 500
541	Medicinal And Pharmaceutical Products	2	69	0	0

**Tabel 5 (lanjutan)**  
**Impor Menurut Negara Asal dan Golongan Barang SITC Januari - Desember, 2020-2021**

Negara Asal	SITC3/ Deskripsi	Januari-Desember 2020		Januari-Desember 2021	
		Berat (kg)	Nilai CIF (US\$)	Berat (kg)	Nilai CIF (US\$)
(1)	(2)	(3)	(4)	(5)	(6)
553	Perfumery, Cosmetics, And Toilet Preparations	14	811	0	0
562	Fertilizers, Manufactured	7 449 380	1 791 524	11 007 249	2 947 397
581	Tubes, Pipes, And Hoses Of Plastics	5	95	5	93
582	Plates, Sheets, And Film Of Plastics	0	0	21 366	27 485
597	Additive For Mineral Oils	14 683	46 143	23 657	44 393
598	Miscellaneous Chemical Products	6 122	113 387	8 040	148 740
621	Materials Of Rubber	495	15 401	252	4 891
625	Rubber Tyre,tyre Cases,tyre Treads,inner Tubes, And Ty	4	229	0	0
629	Articles Of Rubbers	168	1 718	418	12 162
641	Papers And Paperboards	2	2	0	0
657	Special Yarns,textile Fabrics	856	38 837	2 132	367 255
664	Glass	0	0	5	72
667	Pearl, Precious And Semi Precious Stones	10	30	0	0
694	Nails, Screws, Nuts, Bolts, Rivets Of Iron/steel Or Copper	151	4 626	23	2 361
695	Tools For Used In The Hand Or In Machines	690	15 165	1	4
699	Manufactures Of Base Metals	60	1 411	37	453
713	Internal Combustion Piston Engines And Parts	10 176	107 981	1 324	23 320
716	Rotating Electric Plants And Parts	155	2 105	496	18 037
718	Other Power Generating Machines And Parts	870	25 995	284	2 569
723	Civil Engineering And Contractor Plants And Equipments	4 883	46 221	954	20 471
728	Other Machines And Equipment Specialized For Particul	99 076	1 957 143	53 686	1 097 076
735	Parts Of Machine Tools	157	2 609	0	0
741	Heating And Cooling Equipments And Parts	0	0	24 951	430 665
742	Pumps For Liquid And Parts	725	11 494	8 741	158 862
743	Pumps, Compressors, Fans, Blowers, Centrifuges, And P	1 093 398	3 365 407	2 121	50 544
744	Mechanical Handling Equipments And Parts	16 972	203 872	37 390	556 364
746	Ball Or Roller Bearings	7 347	189 670	251	3 940
747	Taps, Cocks, And Valves For Pipes	510	6 458	38 932	308 785
748	Transmission Shafts And Cranks	2 127	52 960	348	8 081
749	Non-electric Parts And Accessories Of Machineries	716	13 453	211	4 263
752	Automatic Data Processing Machines And Their Units	1	50	0	0
764	Telecommunication Equipments And Parts	4	108	0	0
771	Electric Power Machinery And Parts	4	217	0	0
772	Electrical Apparatus For Making And Breaking Electrical	1 193	26 110	21	258
773	Equipment For Distributing Electricity	0	0	15	170
776	Thermionic, Cold Cathode, And Photo Cathode Valves/t	3	385	0	0
778	Electrical Machinery And Apparatus	97	2 204	753	13 325
784	Parts And Accessories Of The Motor Vehicles	1 706	18 134	1 314	28 614
785	Motorcycles, Scooters, And Other Cycles Motorized/nor	29	1 032	0	0
786	Trailers And Other Vehicles, Not Motorized	11 181	2 959	928 841	596 646
831	Travel Goods	23	273	0	0
842	Women's Coats/jacket, Not Knitted	1	68	0	0
843	Men's Coats/jackets, Knitted	3	105	0	0
844	Women's Coats/jackets, Knitted	28	1 021	0	0
845	Articles Of Apparel	2	145	0	0
846	Clothing Accessories Of Textiles Fabrics	2	64	0	0
848	Articles Of Apparel And Clothing Accessories Of Other TI	144	940	0	0
851	Footwears	3	163	0	0
871	Optical Instrument And Apparatus	1	39	0	0

**Tabel 5 (lanjutan)**  
**Impor Menurut Negara Asal dan Golongan Barang SITC Januari - Desember, 2020-2021**

Negara Asal	SITC3/ Deskripsi	Januari-Desember 2020		Januari-Desember 2021	
		Berat (kg)	Nilai CIF (US\$)	Berat (kg)	Nilai CIF (US\$)
(1)	(2)	(3)	(4)	(5)	(6)
873	Meters And Counters	0	0	8	96
874	Measuring, Checking, Analysing, And Controlling Instrun	912	13 102	347	5 752
884	Optical Goods	2	110	0	0
885	Watches And Clocks	8	459	0	0
892	Printed Matter	24	528	0	0
893	Article Of Plastics	3	132	9	96
894	Baby Carriages, Toys, Games, And Sporting Goods	6	416	0	0
897	Jewellery, Goldsmith, Silversmith Wares, And Other Arti	4	653	0	0
898	Musical Instrument And Parts/accessories	11	403	0	0
899	Other Miscellaneous Manufactured Articles	1	25	0	0
961	Coin Not Being Legal Tender	1	114	0	0
<b>515 AUSTRIA</b>		<b>26 066</b>	<b>1 372 455</b>	<b>75</b>	<b>2 159</b>
675	Flat Rolled Products And Alloy Steels	8 944	1 047 158	0	0
728	Other Machines And Equipment Specialized For Particul	16 127	315 286	0	0
748	Transmission Shafts And Cranks	989	9 904	75	2 159
851	Footwears	1	38	0	0
894	Baby Carriages, Toys, Games, And Sporting Goods	2	44	0	0
898	Musical Instrument And Parts/accessories	3	25	0	0
<b>516 BELGIA</b>		<b>81 650</b>	<b>1 051 568</b>	<b>617</b>	<b>11 528</b>
048	Cereal Preparations And Preparations Of Flours/starchs	7	105	0	0
553	Perfumery, Cosmetics, And Toilet Preparations	3	83	0	0
582	Plates, Sheets, And Film Of Plastics	2	30	0	0
629	Articles Of Rubbers	1	10	0	0
713	Internal Combustion Piston Engines And Parts	4	71	0	0
721	Agricultural Machinery And Parts	81 321	1 046 492	0	0
748	Transmission Shafts And Cranks	225	3 507	588	10 541
749	Non-electric Parts And Accessories Of Machineries	16	149	24	840
764	Telecommunication Equipments And Parts	1	58	0	0
784	Parts And Accessories Of The Motor Vehicles	0	0	2	88
831	Travel Goods	42	476	0	0
841	Men's Coats/jackets, Not Knitted	3	388	0	0
843	Men's Coats/jackets, Knitted	1	30	0	0
848	Articles Of Apparel And Clothing Accessories Of Other TI	1	48	0	0
874	Measuring, Checking, Analysing, And Controlling Instrun	0	0	3	59
885	Watches And Clocks	15	10	0	0
892	Printed Matter	3	80	0	0
893	Article Of Plastics	5	31	0	0
<b>517 SWISS</b>		<b>1 222</b>	<b>9 075</b>	<b>1 913</b>	<b>67 082</b>
553	Perfumery, Cosmetics, And Toilet Preparations	2	55	0	0
629	Articles Of Rubbers	2	2	0	0
711	Steam And Other Vapour Generating Boilers And Parts	1 200	8 402	0	0
728	Other Machines And Equipment Specialized For Particul	0	0	1 774	66 076
743	Pumps, Compressors, Fans, Blowers, Centrifuges, And P:	0	0	1	6
764	Telecommunication Equipments And Parts	2	161	0	0

**Tabel 5 (lanjutan)**  
**Impor Menurut Negara Asal dan Golongan Barang SITC Januari - Desember, 2020-2021**

Negara Asal	SITC3/ Deskripsi	Januari-Desember 2020		Januari-Desember 2021	
		Berat (kg)	Nilai CIF (US\$)	Berat (kg)	Nilai CIF (US\$)
(1)	(2)	(3)	(4)	(5)	(6)
772	Electrical Apparatus For Making And Breaking Electrical	3	38	0	0
778	Electrical Machinery And Apparatus		0 #	138	1 000
785	Motorcycles, Scooters, And Other Cycles Motorized/nor	1	99	0	0
892	Printed Matter	11	167	0	0
897	Jewellery, Goldsmith, Silversmith Wares, And Other Arti	1	151	0	0
				0	0
<b>523 SWEDIA</b>		<b>95 734</b>	<b>1 051 909</b>	<b>140 544</b>	<b>6 822 607</b>
334	Petroleum Products, Refined	0	0	467	851
553	Perfumery, Cosmetics, And Toilet Preparations	3	101	0	0
642	Paper And Paperboard Cut To Size/shape And Article Of	0	0	4 290	59 929
657	Special Yarns,textile Fabrics	1 351	64 725	5 081	199 070
694	Nails, Screws, Nuts, Bolts, Rivets Of Iron/steel Or Coppe	0	0	943	15 201
699	Manufactures Of Base Metals	0	0	2	56
721	Agricultural Machinery And Parts	0	0	9 186	309 907
725	Papermill/pulpmill Machinery And Paper Cutting Machir	27 232	753 609	0	0
726	Printing/book Binding Machinery And Parts	65 720	180 000	0	0
741	Heating And Cooling Equipments And Parts	0	0	91 012	5 925 932
745	Other Non-electical Machinery, Tools, And Mechanical A	0	0	3 229	135 424
746	Ball Or Roller Bearings	0	0	740	7 139
747	Taps, Cocks, And Valves For Pipes	0	0	6	168
772	Electrical Apparatus For Making And Breaking Electrical	1 417	53 001	2 099	66 723
773	Equipment For Distributing Electricity	0	0	432	13 721
778	Electrical Machinery And Apparatus	0	0	23 057	88 486
784	Parts And Accessories Of The Motor Vehicles	1	41	0	0
841	Men's Coats/jackets, Not Knitted	1	32	0	0
845	Articles Of Apparel	1	38	0	0
848	Articles Of Apparel And Clothing Accessories Of Other TI	1	34	0	0
892	Printed Matter	4	145	0	0
894	Baby Carriages, Toys, Games, And Sporting Goods	1	85	0	0
899	Other Miscellaneous Manufactured Articles	2	98	0	0
<b>524 FINLANDIA</b>		<b>160 020</b>	<b>2 023 040</b>	<b>225 584</b>	<b>3 692 915</b>
575	Other Plastics In Primary Forms	60 000	151 200	20 000	50 400
657	Special Yarns,textile Fabrics	6 488	348 665	5 904	317 250
711	Steam And Other Vapour Generating Boilers And Parts	12 602	449 392	105 415	1 655 356
725	Papermill/pulpmill Machinery And Paper Cutting Machir	79 933	995 804	5 100	177 654
743	Pumps, Compressors, Fans, Blowers, Centrifuges, And P	0	0	10 201	374 512
744	Mechanical Handling Equipments And Parts	0	0	23 686	372 345
747	Taps, Cocks, And Valves For Pipes	0	0	380	12 715
748	Transmission Shafts And Cranks	0	0	53 985	512 325
771	Electric Power Machinery And Parts	513	42 870	0	0
772	Electrical Apparatus For Making And Breaking Electrical	246	12 727	0	0
778	Electrical Machinery And Apparatus	112	1 827	24	511
893	Article Of Plastics	126	20 555	889	219 847
<b>525 IRLANDIA</b>		<b>0</b>	<b>0</b>	<b>10</b>	<b>175</b>
629	Articles Of Rubbers	0	0	6	70
713	Internal Combustion Piston Engines And Parts	0	0	2	78
749	Non-electric Parts And Accessories Of Machineries	0	0	1	15
893	Article Of Plastics	0	0	1	12

**Tabel 5 (lanjutan)**  
**Impor Menurut Negara Asal dan Golongan Barang SITC Januari - Desember, 2020-2021**

Negara Asal	SITC3/ Deskripsi	Januari-Desember 2020		Januari-Desember 2021	
		Berat (kg)	Nilai CIF (US\$)	Berat (kg)	Nilai CIF (US\$)
(1)	(2)	(3)	(4)	(5)	(6)
<b>526 ITALIA</b>		<b>96 213</b>	<b>1 490 272</b>	<b>109 823</b>	<b>2 297 690</b>
048	Cereal Preparations And Preparations Of Flours/starchs	1	13	0	0
572	Polimers Of Styrene In Primary Forms	1	54	0	0
621	Materials Of Rubber	133	1 376	93	1 484
629	Articles Of Rubbers	146	1 701	364	7 373
663	Mineral Manufactures	0	0	6	172
679	Tubes, Pipes, Hollow Profile, Pipe Fitting Of Iron/steel	4 060	48 456	0	0
692	Metal Containers For Storage And Transportations	15 900	45 645	0	0
694	Nails, Screws, Nuts, Bolts, Rivets Of Iron/steel Or Coppe	0	0	1	6
695	Tools For Used In The Hand Or In Machines	1	1	0	0
699	Manufactures Of Base Metals	731	5 562	737	18 755
712	Steam Or Other Generating Boilers And Parts			5 170	30 000
713	Internal Combustion Piston Engines And Parts	506	7 981	470	9 165
718	Other Power Generating Machines And Parts	2	14	10	292
721	Agricultural Machinery And Parts	4 060	27 924	0	0
723	Civil Engineering And Contractor Plants And Equipments	19 929	183 197	22 488	413 230
725	Papermill/pulpmill Machinery And Paper Cutting Machir	1 580	31 916	31 007	309 418
728	Other Machines And Equipment Specialized For Particul	9 602	695 105	21 818	447 230
731	Machine Tools By Removing Metal	8 375	153 677	0	0
742	Pumps For Liquid And Parts	22	214	282	3 357
743	Pumps, Compressors, Fans, Blowers, Centrifuges, And P	1 613	19 733	956	13 123
744	Mechanical Handling Equipments And Parts	0	0	7 945	30 976
745	Other Non-electical Machinery, Tools, And Mechanical A	0	0	9 577	714 501
746	Ball Or Roller Bearings	0	0	32	471
747	Taps, Cocks, And Valves For Pipes	0	0	3 251	28 318
748	Transmission Shafts And Cranks	305	4 152	3 129	236 562
749	Non-electric Parts And Accessories Of Machineries	131	1 734	313	4 550
771	Electric Power Machinery And Parts	28 226	249 812	0	0
772	Electrical Apparatus For Making And Breaking Electrical	39	583	50	705
776	Thermionic, Cold Cathode, And Photo Cathode Valves/t	2	9	0	0
778	Electrical Machinery And Apparatus	37	397	797	10 360
784	Parts And Accessories Of The Motor Vehicles	783	10 292	1 211	15 983
785	Motorcycles, Scooters, And Other Cycles Motorized/nor	26	668	0	0
841	Men's Coats/jackets, Not Knitted	1	26	0	0
851	Footwears	1	30	0	0
874	Measuring, Checking, Analysing, And Controlling Instrun	0	0	115	1 644
893	Article Of Plastics	0	0	1	15
<b>527 SPANYOL</b>		<b>490 521</b>	<b>812 643</b>	<b>589 830</b>	<b>1 009 371</b>
554	Soap,cleansing And Polishing Preparations	36 000	77 164	0	0
597	Additive For Mineral Oils	72 000	156 226	72 000	161 942
598	Miscellaneous Chemical Products	5 000	12 779	0	0
629	Articles Of Rubbers	19	299	18	395
679	Tubes, Pipes, Hollow Profile, Pipe Fitting Of Iron/steel	4 561	39 838	0	0
692	Metal Containers For Storage And Transportations	365 738	206 033	294 772	133 202
711	Steam And Other Vapour Generating Boilers And Parts	0	0	297	12 419
716	Rotating Electric Plants And Parts	38	406	20	728
723	Civil Engineering And Contractor Plants And Equipments	356	2 894	0	0
742	Pumps For Liquid And Parts	30	295	25	399

**Tabel 5 (lanjutan)**  
**Impor Menurut Negara Asal dan Golongan Barang SITC Januari - Desember, 2020-2021**

Negara Asal	SITC3/ Deskripsi	Januari-Desember 2020		Januari-Desember 2021	
		Berat (kg)	Nilai CIF (US\$)	Berat (kg)	Nilai CIF (US\$)
(1)	(2)	(3)	(4)	(5)	(6)
743	Pumps, Compressors, Fans, Blowers, Centrifuges, And P	6 527	314 042	0	0
748	Transmission Shafts And Cranks	0	0	5 250	56 754
749	Non-electric Parts And Accessories Of Machineries	39	525	128	3 102
772	Electrical Apparatus For Making And Breaking Electrical	1	28	1	24
778	Electrical Machinery And Apparatus	17	252	101	2 123
811	Prefabricated Buildings	0	0	217 218	638 283
812	Sanitary, Plumbing, Heating, And Lighting Fixtures/fitting	193	1 722	0	0
844	Women's Coats/jackets, Knitted	2	140	0	0
<b>528 PORTUGAL</b>		<b>1</b>	<b>62</b>	<b>3 424</b>	<b>177 712</b>
892	Printed Matter	1	62	0	0
893	Article Of Plastics	0	0	3 424	177 712
<b>542 HUNGARIA</b>		<b>968</b>	<b>11 830</b>	<b>204</b>	<b>6 977</b>
723	Civil Engineering And Contractor Plants And Equipments	80	816	11	191
772	Electrical Apparatus For Making And Breaking Electrical	25	1 350	0	0
778	Electrical Machinery And Apparatus	59	868	54	1 664
784	Parts And Accessories Of The Motor Vehicles	606	7 185	0	0
812	Sanitary, Plumbing, Heating, And Lighting Fixtures/fitting	198	1 611	139	5 122
<b>543 POLANDIA</b>		<b>252 466</b>	<b>485 250</b>	<b>302 245</b>	<b>12 121 127</b>
048	Cereal Preparations And Preparations Of Flours/starchs	8	50	0	0
112	Alcoholic Beverages	6	50	0	0
232	Synthetic Rubber Latex, Synthetic/reclaimed Rubber	213 668	177 107	0	0
581	Tubes, Pipes, And Hoses Of Plastics	0	0	7	87
598	Miscellaneous Chemical Products	30 000	30 649	146 000	148 876
694	Nails, Screws, Nuts, Bolts, Rivets Of Iron/steel Or Copper	77	442	0	0
711	Steam And Other Vapour Generating Boilers And Parts	3 206	18 158	10 465	201 076
728	Other Machines And Equipment Specialized For Particul	0	0	137 465	10 945 200
741	Heating And Cooling Equipments And Parts	0	0	7 738	813 571
746	Ball Or Roller Bearings	63	560	253	5 374
747	Taps, Cocks, And Valves For Pipes	0	0	58	1 727
748	Transmission Shafts And Cranks	1 093	6 193	22	604
771	Electric Power Machinery And Parts	3 601	239 274	0	0
772	Electrical Apparatus For Making And Breaking Electrical	296	6 081	34	768
784	Parts And Accessories Of The Motor Vehicles	243	4 407	27	405
874	Measuring, Checking, Analysing, And Controlling Instrum	202	2 252	176	3 439
893	Article Of Plastics	3	27	0	0
<b>544 RUMANIA</b>		<b>0</b>	<b>0</b>	<b>131</b>	<b>5 313</b>
621	Materials Of Rubber	0	0	2	36
728	Other Machines And Equipment Specialized For Particul	0	0	28	2 336
747	Taps, Cocks, And Valves For Pipes	0	0	25	521
784	Parts And Accessories Of The Motor Vehicles	0	0	76	2 420
<b>545 BULGARIA</b>		<b>22 547</b>	<b>19 666</b>	<b>23 000</b>	<b>17 914</b>
075	Spices	22 500	18 146	23 000	17 914
742	Pumps For Liquid And Parts	47	1 520	0	0



**Tabel 5 (lanjutan)**  
**Impor Menurut Negara Asal dan Golongan Barang SITC Januari - Desember, 2020-2021**

Negara Asal	SITC3/ Deskripsi	Januari-Desember 2020		Januari-Desember 2021	
		Berat (kg)	Nilai CIF (US\$)	Berat (kg)	Nilai CIF (US\$)
(1)	(2)	(3)	(4)	(5)	(6)
<b>551 BELARUS</b>		<b>41 174 090</b>	<b>10 183 875</b>	<b>9 133 459</b>	<b>2 487 347</b>
562	Fertilizers, Manufactured	41 174 090	10 183 875	9 130 120	2 471 352
743	Pumps, Compressors, Fans, Blowers, Centrifuges, And P:	0	0	3 339	15 995
<b>555 TAJIKISTAN</b>		<b>27</b>	<b>150</b>	<b>0</b>	<b>0</b>
821	Furnitures And Parts	13	50	0	0
844	Women's Coats/jackets, Knitted	14	100	0	0
<b>557 UKRAINA</b>		<b>822</b>	<b>74 506</b>	<b>9 359</b>	<b>289 530</b>
642	Paper And Paperboard Cut To Size/shape And Article Of	14	30	0	0
762	Radio Broadcast Receivers	1	73	0	0
764	Telecommunication Equipments And Parts	3	160	0	0
771	Electric Power Machinery And Parts			793	33 091
874	Measuring, Checking, Analysing, And Controlling Instrun	802	74 160	8 566	256 439
892	Printed Matter	1	25	0	0
897	Jewellery, Goldsmith, Silversmith Wares, And Other Arti	1	58	0	0
<b>558 UZBEKISTAN</b>		<b>1 007 000</b>	<b>236 645</b>	<b>0</b>	<b>0</b>
562	Fertilizers, Manufactured	1 007 000	236 645	0	0
<b>559 LITHUANIA</b>		<b>270 022</b>	<b>353 395</b>	<b>35</b>	<b>1 215</b>
562	Fertilizers, Manufactured	197 600	48 017	0	0
725	Papermill/pulpmill Machinery And Paper Cutting Machir	72 420	305 251	0	0
844	Women's Coats/jackets, Knitted	1	50	0	0
851	Footwears	1	77	0	0
874	Measuring, Checking, Analysing, And Controlling Instrun	0	0	35	1 215
<b>560 LATVIA</b>		<b>11</b>	<b>512</b>	<b>0</b>	<b>0</b>
642	Paper And Paperboard Cut To Size/shape And Article Of	2	50	0	0
776	Thermionic, Cold Cathode, And Photo Cathode Valves/t	1	46	0	0
841	Men's Coats/jackets, Not Knitted	1	36	0	0
843	Men's Coats/jackets, Knitted	1	40	0	0
844	Women's Coats/jackets, Knitted	2	174	0	0
845	Articles Of Apparel	2	100	0	0
848	Articles Of Apparel And Clothing Accessories Of Other Tl	1	26	0	0
892	Printed Matter	1	40	0	0
<b>561 ESTONIA</b>		<b>105 457</b>	<b>1 677 700</b>	<b>3 203</b>	<b>31 949</b>
711	Steam And Other Vapour Generating Boilers And Parts			3 203	31 949
725	Papermill/pulpmill Machinery And Paper Cutting Machir	105 457	1 677 700	0	0
<b>563 KROASIA</b>		<b>2</b>	<b>89</b>	<b>0</b>	<b>0</b>
657	Special Yarns,textile Fabrics	1	29	0	0
894	Baby Carriages, Toys, Games, And Sporting Goods	1	60	0	0
<b>564 BOSNIA DAN HERZEGOVINA</b>		<b>116</b>	<b>1 676</b>	<b>178</b>	<b>4 628</b>
743	Pumps, Compressors, Fans, Blowers, Centrifuges, And P:	116	1 676	178	4 628
<b>565 MALTA</b>		<b>0</b>	<b>0</b>	<b>11</b>	<b>142</b>
749	Non-electric Parts And Accessories Of Machineries	0	0	11	142



**Tabel 5 (lanjutan)**  
**Impor Menurut Negara Asal dan Golongan Barang SITC Januari - Desember, 2020-2021**

Negara Asal	SITC3/ Deskripsi	Januari-Desember 2020		Januari-Desember 2021	
		Berat (kg)	Nilai CIF (US\$)	Berat (kg)	Nilai CIF (US\$)
(1)	(2)	(3)	(4)	(5)	(6)
<b>566 SLOVAKIA</b>		<b>1 462</b>	<b>24 390</b>	<b>513</b>	<b>10 738</b>
699	Manufactures Of Base Metals	424	4 375	0	0
718	Other Power Generating Machines And Parts	54	747	0	0
746	Ball Or Roller Bearings	4	74	16	592
747	Taps, Cocks, And Valves For Pipes	30	960	0	0
748	Transmission Shafts And Cranks	400	3 992	207	4 503
749	Non-electric Parts And Accessories Of Machineries	269	8 110	23	507
772	Electrical Apparatus For Making And Breaking Electrical	0	0	8	225
776	Thermionic, Cold Cathode, And Photo Cathode Valves/tu	63	3 252	0	0
784	Parts And Accessories Of The Motor Vehicles	218	2 880	259	4 911
<b>567 SLOVENIA</b>		<b>8 656</b>	<b>169 222</b>	<b>16</b>	<b>476</b>
728	Other Machines And Equipment Specialized For Particul	8 656	169 222	0	0
778	Electrical Machinery And Apparatus	0	0	16	476
<b>568 REPUBLIK CEKO</b>		<b>36 343</b>	<b>1 773 887</b>	<b>36 996</b>	<b>698 993</b>
582	Plates, Sheets, And Film Of Plastics	2	10	0	0
629	Articles Of Rubbers	2	39	13	436
713	Internal Combustion Piston Engines And Parts	9	154	0	0
714	Engines And Motors, Non-electric And Parts	8 022	1 433 624	0	0
723	Civil Engineering And Contractor Plants And Equipments	0	0	139	1 647
743	Pumps, Compressors, Fans, Blowers, Centrifuges, And P	28 175	334 235	36 824	696 464
747	Taps, Cocks, And Valves For Pipes	0	0	6	165
749	Non-electric Parts And Accessories Of Machineries	9	154	14	281
771	Electric Power Machinery And Parts	122	5 581	0	0
894	Baby Carriages, Toys, Games, And Sporting Goods	2	90	0	0
<b>572 RUSIA</b>		<b>65 432 217</b>	<b>18 077 778</b>	<b>48 498 522</b>	<b>17 009 614</b>
232	Synthetic Rubber Latex, Synthetic/reclaimed Rubber	95 760	123 052	0	0
274	Sulphur And Unroasted Iron Pyrites	0	0	498 336	126 079
553	Perfumery, Cosmetics, And Toilet Preparations	1	40		
562	Fertilizers, Manufactured	65 285 460	17 781 127	47 930 630	16 661 183
721	Agricultural Machinery And Parts	50 986	173 208	69 542	222 000
743	Pumps, Compressors, Fans, Blowers, Centrifuges, And P	0	0	2	22
772	Electrical Apparatus For Making And Breaking Electrical	0	0	12	330
776	Thermionic, Cold Cathode, And Photo Cathode Valves/tu	2	30	0	0
784	Parts And Accessories Of The Motor Vehicles	4	150	0	0
885	Watches And Clocks	1	50	0	0
892	Printed Matter	2	33	0	0
894	Baby Carriages, Toys, Games, And Sporting Goods	1	88	0	0
<b>580 JERSEY</b>		<b>1</b>	<b>17</b>	<b>0</b>	<b>0</b>
848	Articles Of Apparel And Clothing Accessories Of Other Tl	1	17	0	0
<b>Total Impor</b>		<b>1 201 786 763</b>	<b>938 699 972</b>	<b>1 155 457 239</b>	<b>951 378 121</b>

# DATA

MENCERDASKAN BANGSA



**BADAN PUSAT STATISTIK  
PROVINSI SUMATERA SELATAN**

Jalan Kapten Anwar Sastro No.1131 Palembang 30129  
Telepon: (0711) 353174, Fax: (0711) 353174  
Email: bps1600@bps.go.id

ISSN 2503-2062



9 772503 206005