

Buletin Statistik Perdagangan Luar Negeri
Foreign Trade Statistical Bulletin

EKSPOR /EXPORTS

ISSN : 0126 - 5775

No. Publikasi / *Publication Number* : 05410.0705

Katalog BPS / *BPS Catalogue*: 8101.

Ukuran Buku / *Book Size* : 21 Cm X 29 Cm

Jumlah Halaman / *Total Pages* : 118 Halaman / *Pages*

Naskah / *Manuscript* :

Bagian Statistik Ekspor

Export Statistics Division

Gambar Kulit / *Cover Design* :

Bagian Statistik Ekspor

Export Statistics Division

Diterbitkan oleh / *Published by* :

Badan Pusat Statistik, Jakarta - Indonesia

CBS, Indonesia

Dicetak oleh / *Printed by* :

CV Rioma

Boleh dikutip dengan menyebut sumbernya

May be cited with reference to the source

<https://www.bps.go.id>

KATA PENGANTAR

Buletin Statistik Perdagangan Luar Negeri Ekspor yang diterbitkan secara bulanan memuat data ekspor menurut sektor, Perkembangan ekspor komoditi pertanian, Perkembangan ekspor komoditi industri, Perkembangan ekspor komoditi pertambangan dan Perkembangan ekspor Indonesia menurut komoditi dan negara tujuan secara kumulatif dari Januari sampai bulan berjalan.

Buletin ini juga menyajikan ulasan singkat tentang perbandingan, pertumbuhan dan peranan serta data pokok yang cukup menonjol atau yang mengalami perubahan yang signifikan. Diharapkan dengan adanya informasi semacam ini, para pengguna data ekspor dapat melihat dan mengikuti perkembangan ekspor secara garis besar.

Kepada para pengguna data, saran dan kritik yang bersifat konstruktif demi penyempurnaan publikasi ini, sangat diharapkan. Dengan demikian usaha BPS untuk meningkatkan pelayanan dan pemasyarakatan statistik (khususnya data Statistik Ekspor) dapat dilaksanakan secara baik dan berkesinambungan.

Jakarta, Mei 2007

BADAN PUSAT STATISTIK
KEPALA,

DR. Rusman Heriawan

NIP. 340003999

ISI / CONTENT

Halaman / Page

Kata Pengantar / <i>Preface</i>	iii
Isi / <i>Content</i>	iv
Ringkasan / <i>Highlight</i>	v - xiv

Jilid / Volume

Tabel 1. Ringkasan Perkembangan Ekspor Indonesia	1
Tabel 2. Perkembangan Ekspor Komoditi Pertanian	1
Tabel 3. Perkembangan Ekspor Komoditi Industri	2
Tabel 4. Perkembangan Ekspor Komoditi Pertambangan	4
Tabel 5. Perkembangan Ekspor Indonesia Menurut Komoditi dan Negara Tujuan	5

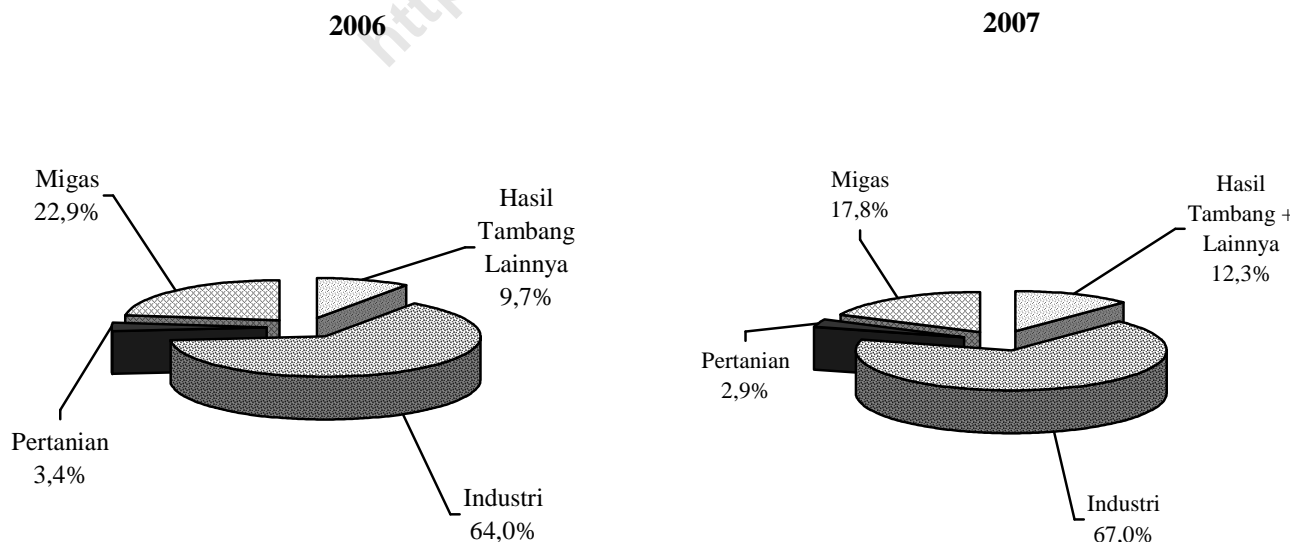
RINGKASAN

Ekspor Indonesia pada periode Januari - Maret 2007 mencapai nilai US\$ 25 581,9 juta dengan volume 81 332,0 ribu ton, yang terdiri dari US\$ 4 564,3 juta hasil ekspor minyak dan gas bumi dan US\$ 21 017,6 juta hasil ekspor komoditi non migas.

Dibandingkan periode yang sama tahun 2006, nilai ekspor naik US\$ 3 129,9 juta, karena adanya kenaikan ekspor non migas senilai US\$ 3 715,1 juta, namun demikian, dari kelompok migas mengalami

penurunan sebesar US\$ 585,2 juta atau turun 11,36 persen dibanding periode yang sama tahun sebelumnya. Walaupun demikian, diperlihatkan bahwa penerimaan dari sektor migas masih bisa diharapkan, karena perkembangan harga di pasaran internasional menunjukkan peningkatan. Bulan Maret 2007 harga minyak mentah Indonesia US\$ 61,72 per barelnya, turun sebesar US\$ 0,23 per barel dibandingkan bulan Maret 2006.

Grafik 1 : PERBANDINGAN NILAI EKSPOR INDONESIA PADA JANUARI-MARET 2006 & 2007

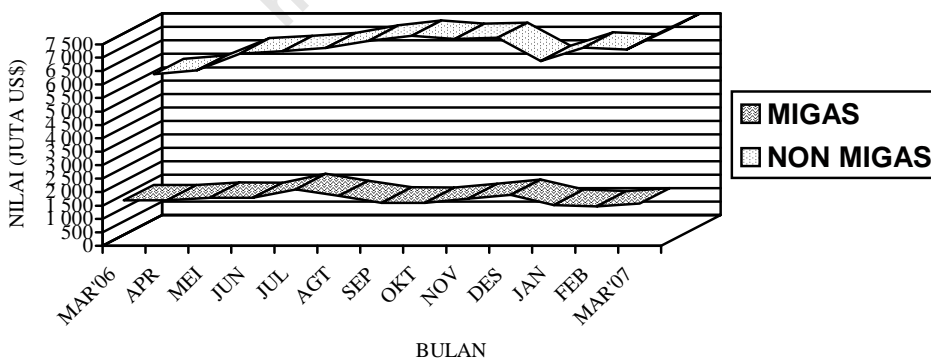


Pada Grafik 1 ditampilkan perbandingan nilai ekspor selama Periode Januari - Maret 2006 dan 2007. Sedangkan trend perkembangannya dari bulan Maret 2006 sampai dengan Maret 2007 disajikan pada Grafik 2, 3, dan 4. Nilai ekspor kelompok migas pada Januari - Maret 2006 senilai US\$ 5 149,5 juta yang terdiri dari minyak mentah, hasil minyak dan gas masing-masing senilai US\$ 2 112,4 juta, US\$ 569,0 juta, dan US\$ 2 468,1 juta. Sedangkan pada Januari - Maret 2007 nilai untuk

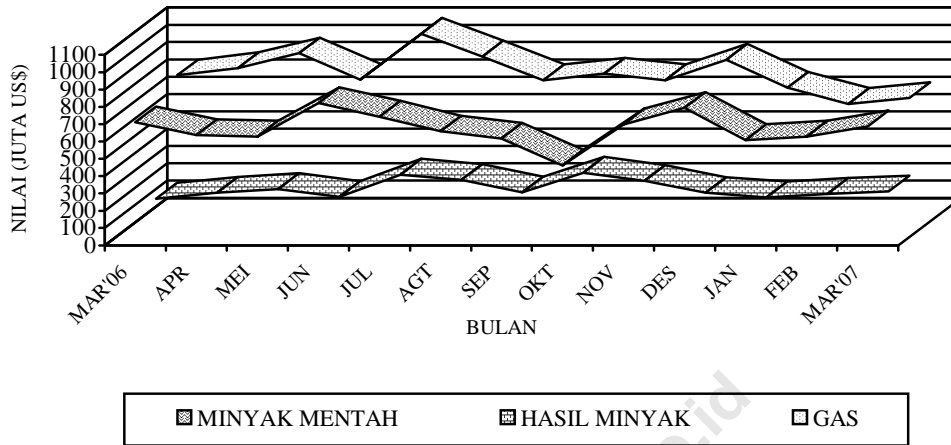
kelompok migas masing-masing sebesar US\$ 1 923,6 juta, US\$ 610,1 juta dan US\$ 2 030,5 juta.

Nilai ekspor untuk kelompok non migas yang terdiri dari hasil pertanian, industri serta hasil tambang dan lainnya pada bulan Januari - Maret 2006 masing-masing US\$ 759,4 juta, US\$ 14 370,1 juta, dan US\$ 2 173,0 juta. Sementara itu pada periode Januari - Maret 2007 masing-masing mencapai US\$ 740,2 juta, US\$ 17 140,3 juta, dan US\$ 3 137,1 juta.

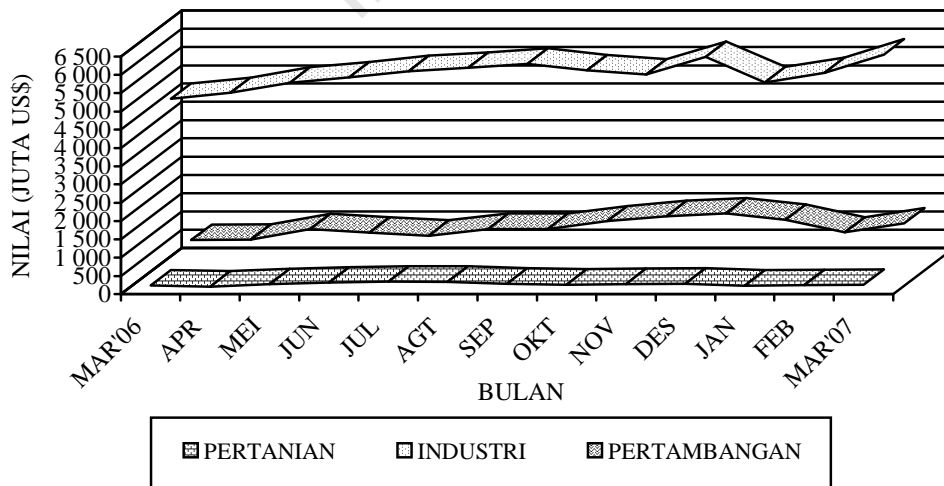
Grafik 2 : PERKEMBANGAN NILAI EKSPOR MIGAS DAN NON MIGAS SELAMA MARET 2006 SAMPAI DENGAN MARET 2007



**Grafik 3 : PERKEMBANGAN NILAI EKSPOR KOMODITI MIGAS
SELAMA MARET 2006 SAMPAI DENGAN MARET 2007**



**Grafik 4 : PERKEMBANGAN NILAI EKSPOR KOMODITI NON MIGAS
SELAMA MARET 2006 SAMPAI DENGAN MARET 2007**



Tabel A. RINGKASAN EKSPOR NON MIGAS INDONESIA
(JUTA US\$)

Tahun dan Bulan	Hasil sektor pertanian	Hasil sektor industri	Hasil sektor tambang	Total
[1]	[2]	[3]	[4]	[6]
2005				
Pebruari	232,4	4 359,6	447,6	5 039,6
Maret	233,0	4 633,1	723,9	5 590,0
April	238,5	4 481,5	501,6	5 221,6
Mei	218,9	4 842,9	719,9	5 781,7
Juni	218,8	4 534,1	624,5	5 377,4
Juli	289,7	4 572,5	667,1	5 529,3
Agustus	214,3	4 563,4	699,3	5 477,0
September	273,7	4 852,8	675,6	5 802,1
Oktober	267,3	5 273,5	590,9	6 131,7
November	221,4	4 034,4	1 016,0	5 271,8
Desember	262,7	5 187,5	848,4	6 298,6
2006				
Januari	237,4	4 527,8	968,6	5 733,8
Pebruari	279,1	4 920,0	561,2	5 760,3
Maret	240,9	4 922,2	645,3	5 808,4
April	212,5	5 085,0	651,8	5 949,3
Mei	274,9	5 363,9	941,6	6 580,4
Juni	316,1	5 512,1	843,0	6 671,2
Juli	344,1	5 679,8	757,9	6 781,8
Agustus	338,3	5 773,3	947,2	7 058,8
September	289,3	5 881,2	947,3	7 242,8
Oktober	263,0	5 699,5	1 157,1	7 119,6
November	280,9	5 589,6	1 297,2	7 167,7
Desember	288,4	6 069,5	1 366,1	7 715,0
2007				
Januari	235,8	5 370,6	1 194,9	6 801,3
Pebruari	247,7	5 631,7	846,7	6 726,1
Maret	256,7	6 138,0	1 095,5	7 490,2

Dipandang dari negara tujuan ekspor (Tabel B), pada bulan Maret 2007 kelompok migas yang ditujukan ke kawasan Asia Timur dan Asia Selatan & Tenggara, sebesar masing-masing US\$ 1 301,9 juta, dan US\$ 125,7 juta memperlihatkan penurunan dibanding tahun 2006. Negara yang memperlihatkan penurunan ekspor kelompok migas lainnya, adalah Philipina dengan persentase penurunan sebesar 97,42 persen, Jepang

dengan persentase peningkatan sebesar 18,23 persen, sedangkan Singapura, China dan Muangthai memperlihatkan peningkatan dibanding tahun 2006, masing-masing dengan persentase peningkatan sebesar 48,99 persen, 29,38 persen dan 5,73 persen. Dari Tabel B juga terlihat bahwa ekspor komoditi migas pada bulan Maret 2007 menunjukkan penurunan menjadi US\$ 1 574,7 juta.

Tabel B : Perkembangan Ekspor Migas & Non Migas Indonesia Menurut Negara Tujuan, Maret 2006 & Maret 2007 (Juta US\$)

Kawasan Negara Ekspor	Migas			Non Migas		
	Maret 2006	Maret 2007	Perubahan (%)	Maret 2006	Maret 2007	Perubahan (%)
• Asia Timur	1 501,8	1 301,9	-13,31	1 617,1	2 283,2	41,19
- Jepang	843,6	689,9	-18,23	769,7	1 154,5	50,00
- China	204,5	264,5	29,38	342,3	514,2	50,21
• Asia Selatan & Tenggara	125,9	125,7	-0,19	1 657,3	2 056,6	24,09
- Muangthai	48,1	50,9	5,73	174,4	188,5	8,13
- Singapura	49,9	74,4	48,99	592,1	717,4	21,16
- Philipina	7,6	0,2	-97,42	108,8	114,2	4,92
- Malaysia	20,1	0,0	-100,00	297,8	327,5	9,98
• Asia Barat	0,0	0,0	-	260,6	390,8	49,93
• Afrika	0,1	0,0	-100,00	156,2	192,7	23,36
• Australia & Oseania	59,7	131,9	120,89	118,1	240,4	103,54
• Amerika Utara	0,0	15,1	-	923,4	999,6	8,25
- Amerika Serikat	0,0	15,1	-	877,9	954,9	8,77
• Amerika Tengah & Selatan	0,0	0,0	-	116,9	166,9	42,82
• Erropa Barat	0,0	0,0	-	895,3	1 069,1	19,41
• Erropa Timur	0,0	0,1	-	63,5	90,9	43,29
Total Ekspor	1 687,5	1 574,7	-6,69	5 808,4	7 490,2	28,95

Pada kelompok non migas nilai ekspor mengalami peningkatan hingga mencapai US\$ 7 490,2 juta, atau sebesar 28,95 persen.

Pada tabel 1 disajikan ekspor menurut sektor. Disini terlihat bahwa perolehan devisa terbesar pada periode Januari - Maret 2007 berasal dari sektor industri dengan nilai US\$ 17 140,3 juta atau sekitar 67,00 persen dari total ekspor, sedangkan pada periode Januari - Maret 2006 juga berasal dari sektor industri dengan nilai US\$ 14 370,1 juta atau sekitar 64,00 persen dari total ekspor. Dibandingkan periode yang sama tahun sebelumnya, sektor industri mengalami peningkatan 19,28 persen.

Pada tabel 2 disajikan perkembangan ekspor komoditi hasil pertanian, selama periode Januari - Maret 2007, komoditi andalan sektor pertanian antara lain udang segar/beku dengan nilai US\$ 212,4 juta (28,70 persen); ikan dan lain-lain dengan nilai US\$ 135,8 juta (18,35 persen); biji coklat dengan nilai US\$ 110,4 juta (14,92 persen); kopi dengan nilai US\$ 97,1 juta (13,11 persen); rempah-rempah dengan nilai US\$ 40,8 juta (5,52 persen); hasil pertanian lainnya dengan nilai US\$ 36,4 juta (4,92 persen); buah-buahan dengan nilai US\$ 30,8 juta (4,16 persen); tembakau dengan nilai US\$ 15,6 juta (2,11 persen); teh dengan nilai US\$ 12,6 juta (1,70 persen);

bahan nabati lainnya dengan nilai US\$ 12,4 juta (1,68 persen).

Pada tabel 3 disajikan perkembangan ekspor komoditi hasil industri, selama periode Januari - Maret 2007, komoditi andalan sektor industri antara lain tekstil dengan nilai US\$ 2 432,8 juta (14,19 persen); alat listrik, ukur, fotografi, dll dengan nilai US\$ 1 969,0 juta (11,49 persen); barang dari logam tidak mulia dengan nilai US\$ 1 830,8 juta (10,68 persen); minyak nabati dengan nilai US\$ 1 601,5 juta (9,34 persen); karet alam olahan dengan nilai US\$ 1 330,8 juta (7,85 persen); bahan kimia dengan nilai US\$ 879,9 juta (5,13 persen); kayu olahan dengan nilai US\$ 830,3 juta (4,84 persen); kertas dan barang dari kertas dengan nilai US\$ 740,1 juta (4,32 persen); meubel dan bagian-bagiannya dengan nilai US\$ 542,5 juta (3,17 persen); makanan olahan dengan nilai US\$ 527,0 juta (3,07 persen).

Pada tabel 4 disajikan perkembangan ekspor komoditi hasil pertambangan, selama periode Januari - Maret 2007, komoditi andalan sektor pertambangan antara lain batu bara dengan nilai US\$ 1 559,8 juta (49,75 persen) dan biji tembaga dengan nilai US\$ 1 365,8 juta (43,56 persen). Ekspor batu bara mengalami peningkatan 24,33 persen dibanding periode yang sama tahun

sebelumnya, dan biji tembaga mengalami peningkatan 62,32 persen dibanding periode yang sama tahun sebelumnya.

Perkembangan ekspor Indonesia menurut komoditi dan negara tujuan yang disajikan pada Tabel 5, memperlihatkan bahwa ekspor selama ini lebih banyak bertumpu pada 15 komoditi utama, (ringkasan disajikan pada Tabel C yang diurut menurut nilai ekspor). Lima belas komoditi tersebut pada periode Januari - Maret 2007 menyumbang sekitar 63,41 persen dari ekspor non migas.

Batu bara mempunyai nilai US\$ 1 559,8 juta, naik US\$ 305,2 juta dari tahun lalu, komoditi ini menyumbang sekitar 7,42 persen ekspor non migas nasional pada periode Januari - Maret 2007.

Nilai ekspor pakaian jadi selama periode Januari - Maret 2007 naik US\$ 124,2 juta menjadi US\$ 1 420,4 juta.

Pada periode Januari - Maret 2007 nilai ekspor biji tembaga US\$ 1 365,8 juta, yang naik dibanding tahun lalu sebesar US\$ 524,4 juta atau naik sekitar 62,32 persen.

Komoditi minyak kelapa sawit diekspor dengan nilai US\$ 1 321,2 juta atau 6,29 persen, alat listrik diekspor dengan nilai US\$ 1 152,1 juta atau sekitar 5,48 persen dari perolehan devisa non migas.

Selama periode Januari - Maret 2007, industri lainnya nilai ekspornya mencapai US\$ 1 042,3 juta, sedangkan tahun sebelumnya senilai US\$ 794,2 juta, atau terjadi peningkatan sekitar US\$ 248,0 juta (31,23 persen). Crumb rubber nilai ekspornya naik US\$ 68,1 juta (8,54 persen) menjadi US\$ 865,4 juta.

Perolehan devisa dari kertas dan barang dari kertas pada periode Januari - Maret 2007 diekspor dengan nilai US\$ 740,1 juta atau sekitar 3,52 persen dari kelompok non migas. Audio visual pada periode Januari - Maret 2007 diekspor dengan nilai US\$ 715,2 juta, sedangkan tahun sebelumnya US\$ 605,2 juta.

Textil lainnya nilai ekspornya naik US\$ 57,3 juta menjadi US\$ 672,0 juta. Sedangkan nilai ekspor bahan kimia organik dalam periode Januari - Maret 2007 naik 59,81 persen menjadi US\$ 594,6 juta. Besi/baja nilai ekspornya naik US\$ 120,8 juta menjadi US\$ 533,4 juta, tembaga nilai ekspornya naik US\$ 37,3 juta menjadi US\$ 463,7 juta. Meubel dan bagian-bagiannya (dari bahan lainnya) nilai ekspornya naik US\$ 37,1 juta menjadi US\$ 454,1 juta. Damar tiruan, bahan plastik nilai ekspornya naik US\$ 20,4 juta menjadi US\$ 426,4 juta.

**Tabel C : Ekspor Utama Barang Bukan Migas
Periode Januari - Maret, 2006 dan 2007**

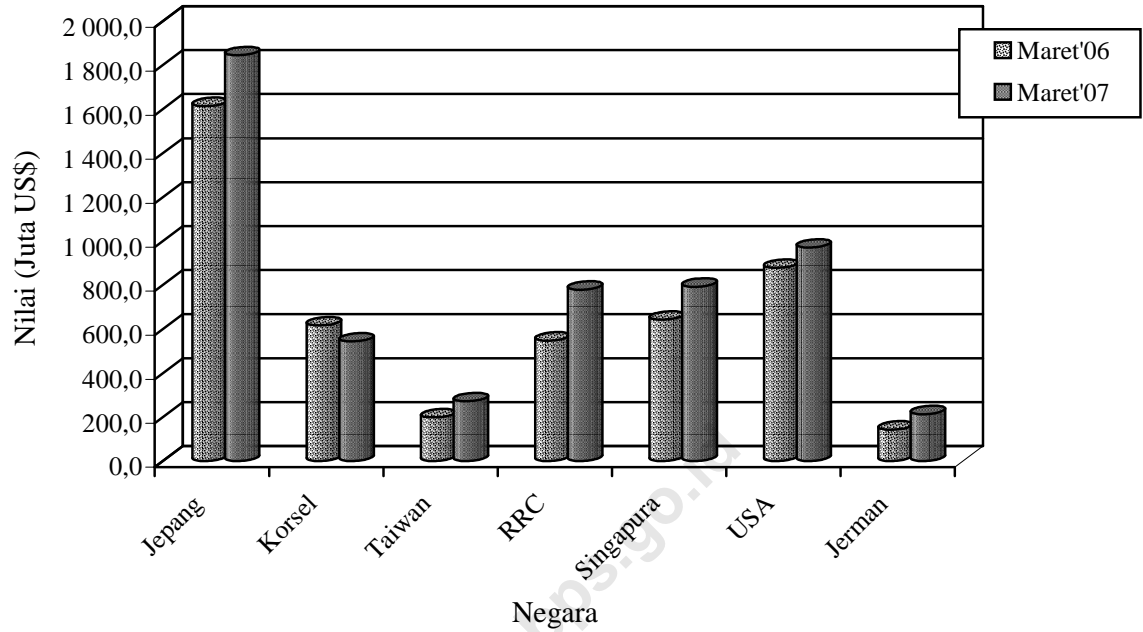
HS	Nilai FOB (Juta US\$)		Perubahan		% Peran 2007 (Terhadap Non Migas)
	2006	2007	Absolut	Persen	
Batu bara	1 254,6	1 559,8	305,2	24,33	7,42
Pakaian jadi	1 296,2	1 420,4	124,2	9,58	6,76
Biji tembaga	841,4	1 365,8	524,4	62,32	6,50
Minyak kelapa sawit	900,3	1 321,2	420,9	46,76	6,29
Alat listrik	1 092,7	1 152,1	59,4	5,44	5,48
Industri lainnya	794,2	1 042,3	248,0	31,23	4,96
Crumb rubber	797,3	865,4	68,1	8,54	4,12
Kertas dan barang dari kertas	612,6	740,1	127,6	20,83	3,52
Audio visual	605,2	715,2	110,0	18,18	3,40
Textil lainnya	614,7	672,0	57,3	9,33	3,20
Bahan kimia organik	372,1	594,6	222,5	59,81	2,83
Besi/baja	412,5	533,4	120,8	29,29	2,54
Tembaga	426,4	463,7	37,3	8,76	2,21
Meubel dan bagian-bagiannya (dari bahan lainnya)	417,0	454,1	37,1	8,90	2,16
Damar tiruan, bahan plastik	406,1	426,4	20,4	5,01	2,03
Total Komoditi Utama	10 843,1	13 326,4	2 483,4	22,90	63,41

Nilai ekspor periode Januari - Maret 2007, menurut negara kelompok ekonomi, ke kelompok negara APEC adalah yang terbesar yaitu mencapai 73,67 persen dari total ekspor yaitu US\$ 18 845,5 juta, diantaranya US\$ 4 797,7 juta ke ASEAN dan US\$ 2 918,4 juta ke NAFTA. Sementara nilai ekspor ke Uni Eropa sebesar 12,74 persen (US\$ 3 259,2 juta) dan ke Timur Tengah sebesar 3,79 persen (US\$ 968,8 juta). Ditinjau dari perkembangannya, nilai ekspor ke negara-negara APEC naik 10,18 persen dibanding keadaan tahun 2006 yang terdiri dari peningkatan ekspor menuju Korea Selatan sebesar 1,84 persen, menuju ASEAN sebesar 13,80 persen, menuju NAFTA sebesar 5,38 persen. Sedangkan ke Jepang sebesar 1,78 persen

Nilai ekspor periode Januari - Maret 2007, menuju tujuh negara tujuan utama yaitu Jepang, Korea Selatan, Taiwan, RR China, Singapura, Amerika dan Jerman mencapai sebesar US\$ 15 324,2 juta atau sekitar 59,90 persen dari total ekspor. Dibandingkan periode tahun sebelumnya nilai ini naik US\$ 1 371,4 juta atau sekitar 9,83 persen.

Selain tujuh negara tujuan utama di atas, negara tujuan yang membeli produk nasional di atas US\$ 70 juta pada bulan Maret 2007 antara lain Hongkong, Malaysia dan Australia masing-masing dengan nilai US\$ 147,3 juta, US\$ 327,5 juta dan US\$ 338,1 juta. Sedangkan dari kawasan Eropa antara lain ke Belanda dan Inggris masing-masing dengan nilai US\$ 156,9 juta dan US\$ 120,4 juta.

Grafik 5: EKSPOR INDONESIA MENURUT NEGARA TUJUAN UTAMA BULAN MARET 2006 & 2007



Perbandingan nilai ekspor bulan Maret 2006 dan 2007 ke beberapa negara tertentu disajikan pada Grafik 5.

TABEL 1. RINGKASAN PERKEMBANGAN EKSPOR INDONESIA

JENIS BARANG	BERAT BERSIH (RIBU TON)		PERUB	NILAI FOB (JUTA US \$)		PERUB
	JAN-MAR 2006	JAN-MAR 2007	%	JAN-MAR 2006	JAN-MAR 2007	%
(1)	(2)	(3)	(4)	(5)	(6)	(7)
Total Ekspor	68,895.9	81,332.0	18.05	22,452.0	25,581.9	13.94
MIGAS	12,123.9	11,581.1	-4.48	5,149.5	4,564.3	-11.36
MINYAK MENTAH	4,801.1	4,773.4	-0.58	2,112.4	1,923.6	-8.94
HASIL MINYAK	1,471.8	1,621.8	10.20	569.0	610.1	7.23
GAS ALAM	5,851.0	5,185.9	-11.37	2,468.1	2,030.5	-17.73
NON MIGAS	56,772.0	69,750.9	22.86	17,302.5	21,017.6	21.47
HASIL PERTANIAN	594.6	472.6	-20.53	759.4	740.2	-2.52
HASIL INDUSTRI	13,011.8	14,903.5	14.54	14,370.1	17,140.3	19.28
HASIL TAMBANG	43,164.9	54,373.9	25.97	2,171.3	3,135.0	44.38
LAINNYA	0.7	0.9	30.65	1.7	2.1	22.07

TABEL 2. PERKEMBANGAN EKSPOR KOMODITI HASIL PERTANIAN

JENIS BARANG	BERAT BERSIH (TON)		PERUB	NILAI FOB (RIBU US \$)		PERUB
	JAN-MAR 2006	JAN-MAR 2007	%	JAN-MAR 2006	JAN-MAR 2007	%
(1)	(2)	(3)	(4)	(5)	(6)	(7)
TOTAL PERTANIAN	594,627	472,574	-20.53	759,361	740,242	-2.52
KARET ALAM	1,848	2,960	60.21	2,404	3,568	48.45
KOPI	100,442	47,775	-52.44	127,429	97,055	-23.84
KAYU BULAT	17	40	137.86	10	23	135.97
UDANG SEGAR/BEKU	36,498	31,663	-13.25	234,588	212,408	-9.46
TEH	11,413	9,308	-18.45	12,547	12,612	0.52
REMPAH-REMPAH	29,391	20,350	-64.96	40,863	40,826	-0.09
-LADA HITAM	6,724	2,356	-64.96	8,826	5,760	-34.74
-LADA PUTIH	3,305	3,048	-7.78	6,842	11,326	65.54
-KAYU MANIS DAN BUNGANYA	8,804	7,172	-18.53	4,946	5,190	4.92
-BIJI PALA & BUNGANYA DAN KAPULAGA	4,889	4,694	-4.00	11,574	13,373	15.55
-PANILI	44	21	-52.16	826	300	-63.69
-LAINNYA	5,625	3,059	-45.62	7,850	4,879	-37.85
TEBAKAU	10,428	7,044	-32.45	20,101	15,606	-22.37
BIJI COKLAT	106,873	83,405	-21.96	126,439	110,436	-12.66
IKAN DAN LAIN-LAIN	103,165	84,044	-30.94	111,996	135,825	21.28
-IKAN TONGKOL/TUNA	9,346	12,237	30.94	28,694	28,786	0.32
-UBUR-UBUR	590	1428	142.02	1,341	2,554	90.43
-KEPITING, KERANG-KERANGAN	9,444	16,065	70.11	33,696	42,626	26.50
-BEKICOT	686	483	-29.58	1,197	752	-37.21
-IKAN LAINNYA	83,100	53,831	-35.22	47,067	61,107	29.83
BIJI-BIJIAN	49,980	20,354	-57.45	10,031	8,535	-14.92
-BIJI BUNGA	32	13	-57.45	657	394	-40.12
-BIJI KAPAS	202	8341	4,024.26	28	2149	7,618.51
-BIJI LAINNYA	49,746	11,999	-75.88	9,346	5,992	-35.88
BULU BEBEK	62	89	42.47	59	70	18.38
DAMAR DAN GETAH DAMAR	6,041	11,260	86.38	3,811	8,393	120.24
KOPAL DAN LAIN-LAIN	6,933	8,144	17.47	4,892	5,976	22.16
SAYUR-SAYURAN	16,155	14,038	-13.10	5,885	6,240	6.04
BUAH-BUAHAN	51,450	53,968	4.89	23,881	30,775	28.87
KULIT KERANG DAN LAIN-LAIN	1,420	1,898	33.71	647	694	7.20
TANAMAN OBAT	1,259	3,092	145.55	1,336	2,364	76.88

TABEL 2. PERKEMBANGAN EKSOR KOMODITI HASIL PERTANIAN

JENIS BARANG	BERAT BERSIH (TON)		PERUB	NILAI FOB (RIBU US \$)		PERUB
	JAN-MAR 2006	JAN-MAR 2007	%	JAN-MAR 2006	JAN-MAR 2007	%
	(1)	(2)	(3)	(4)	(5)	(6)
BAHAN NABATI LAINNYA	19,398	21,828	16.18	9,857	12,438	26.18
-GANGGANG LAUT	17,812	20,695	16.18	9,094	11,272	23.96
-LAINNYA	1,585	1,133	-28.53	764	1,166	52.63
HASIL PERTANIAN LAINNYA	41,855	51,312	17.74	22,584	36,399	61.17
-MUTIARA	0	0	17.74	2,003	2,575	28.55
-LAINNYA	41855	51312	22.6	20,581	33,825	64.35

TABEL 3. PERKEMBANGAN EKSPOR KOMODITI HASIL INDUSTRI

JENIS BARANG	BERAT BERSIH (TON)		PERUB	NILAI FOB (RIBU US \$)		PERUB
	JAN-MAR 2006	JAN-MAR 2007	%	JAN-MAR 2006	JAN-MAR 2007	%
	(1)	(2)	(3)	(4)	(5)	(6)
TOTAL INDUSTRI	13,011,787	14,903,509	14.54	14,370,116	17,140,250	19.28
KAYU OLAHAN	1,055,170	968,429	-8.22	713,845	830,348	16.32
-KAYU LAPIS	437,661	402,255	-8.09	284,238	364,939	28.39
-KAYU GERGAJIAN	99,544	94,308	-5.26	76,126	94,555	24.21
-KAYU OLAHAN LAIN	517,965	471,866	-8.90	353,481	370,853	4.91
BARANG DARI LOGAM TIDAK MULIA	779,088	704,090	-9.63	1,460,144	1,830,828	25.39
-TIMAH	31,872	17,021	-46.60	212,116	201,881	-4.83
-ALUMINIUM	85,069	76,339	-10.26	212,567	229,943	8.17
-NIKEL	17,672	18,356	3.87	154,161	356,101	130.99
-BESI/BAJA	556,483	500,471	-10.07	412,540	533,357	29.29
-TEMBAGA	72,807	75,177	3.25	426,364	463,699	8.76
-SENG	1,153	1,248	8.23	1,604	2,490	55.19
-LOGAM TIDAK MULIA LAIN	14,032	15,479	10.31	40,791	43,358	6.29
TEKSTIL	452,243	465,039	2.83	2,236,455	2,432,811	8.78
-PAKAIAN JADI	89,910	95,900	6.66	1,296,210	1,420,435	9.58
-KAIN TENUN	69,580	68,841	-1.06	325,571	340,358	4.54
-TEKSTIL LAINNYA	292,754	300,297	2.58	614,673	672,018	9.33
KARET ALAM OLAHAN	666,034	682,005	2.40	1,210,925	1,330,828	9.90
-BARANG DARI KARET	106,938	113,006	5.67	280,056	315,269	12.57
-SHEET	77,573	78,154	0.75	131,231	142,435	8.54
-CRUMB RUBBER	480,152	486,184	1.26	797,294	865,369	8.54
-CREPE	1,371	4,662	239.97	2,344	7,755	230.82
MAKANAN TERNAK	587,131	619,085	5.44	35,278	57,175	62.07
-BUNGKIL KELAPA	88,738	45,384	-48.86	4,533	5,180	14.28
-DEDAK/BEKATUL	75,296	81,527	8.28	6,976	13,316	90.88
-LAINNYA	423,098	492,174	16.33	23,769	38,679	62.73
MINYAK ATSIRI DAN LAINNYA	13,447	14,315	6.46	50,404	62,779	24.55
-MINYAK ATSIRI LAINNYA	1,005	1,118	11.26	15,159	19,050	25.67
-WANGI-WANGIAN DARI MINYAK ATSIRI	12442	13197	6.07	35,245	43,729	24.07
ROTAN OLAHAN	5,515	6,091	10.45	4,863	6,136	26.16
MINYAK NABATI	3,043,575	3,053,552	0.33	1,159,512	1,601,488	38.12
-MINYAK KELAPA SAWIT	2,487,782	2,570,350	3.32	900,253	1,321,184	46.76
-MINYAK BIJI KELAPA SAWIT	312,078	293,556	-5.94	142,522	162,825	14.25
-MINYAK NABATI LAIN	243,715	189,646	-22.19	116,737	117,479	0.64
ASAM BERLEMAK	169,278	145,078	-14.30	85,651	79,125	-7.62
-STEARIN	50,125	34,468	-31.24	23,313	22,211	-4.72

-ASAM BERLEMAK LAIN	119,153	110,610	-7.17	62,339	56,914	-8.70
---------------------	---------	---------	-------	--------	--------	-------

<https://www.bps.go.id>

TABEL 3. PERKEMBANGAN EKSPOR KOMODITI HASIL INDUSTRI

JENIS BARANG	BERAT BERSIH (TON)		PERUB	NILAI FOB (RIBU US \$)		PERUB
	JAN-MAR 2006	JAN-MAR 2007	%	JAN-MAR 2006	JAN-MAR 2007	%
	(1)	(2)	(3)	(4)	(5)	(6)
ALAT LISTRIK, UKUR, FOGRAFI, DLL	169,135	158,123	-6.51	1,794,955	1,969,028	9.70
-ALAT LISTRIK	129,102	127,195	-1.48	1,092,682	1,152,072	5.44
-DIODE TRANSISTOR	262	270	2.83	26,902	30,499	13.37
-AUDIO VISUAL	37457	28288	-24.48	605,161	715,206	18.18
-FOTOGRAFI DAN OPTIK	799	747	-6.41	53,432	47,101	-11.85
-ALAT UKUR	62	262	324.79	1,279	2,126	66.27
-LONCENG, ARLOJI DAN BAGIANNYA	1454	1361	-6.38	15,499	22,024	42.10
MAKANAN OLAHAN	477,537	376,827	-21.09	451,631	527,010	16.69
-COKLAT OLAHAN	26,516	35,243	32.91	57,090	72,371	26.77
-GULA TETES	121,875	56,869	-53.34	12,219	4,406	-63.94
-KERUPUK UDANG	1,257	1,722	37.00	1,856	2,991	61.21
-BUAH/SAYURAN OLAHAN	107,777	109,294	1.41	57,784	67,022	15.99
-MINUMAN OLAHAN	13,619	18,720	37.46	6,890	10,385	50.71
-ROKOK DAN TEMBAKAU OLAHAN	16,125	20,359	26.25	66,293	101,998	53.86
-DAGING TERNAK	878	762	-13.15	3,495	2,670	-23.60
-DAGING UNGGAS	0	0	-64.56	90	16	-81.82
-IKAN OLAHAN	36635	36946	0.85	122033	127639	4.59
-BERAS GILING	310	74	-76.03	150	41	-72.90
-KOPI OLAHAN	2	18	967.02	2	32	1,876.61
-TEH OLAHAN	14471	10212	-29.43	18805	18097	-3.76
-GULA PASIR	44	55	26.26	49	73	51.07
-GULA LAINNYA	72547	1902	-97.38	2381	964	-59.53
-MAKANAN OLAHAN LAINNYA	65,481	84,651	29.28	102494	118,304	15.42
SEMEN	1,451,029	1,798,132	23.92	43,670	54,381	24.53
BARANG ANYAMAN	7,561	10,381	37.29	18,478	23,302	26.10
-DARI ROTAN	2,214	5,379	142.94	5,652	11,944	111.33
-DARI BAHAN LAINNYA	5,347	5,002	-6.46	12,826	11,358	-11.45
MEUBEL DAN BAGIAN-BAGIANNYA	232,999	242,254	3.97	508,084	542,530	6.78
-DARI ROTAN	33,891	30,770	-9.21	91,118	88,452	-2.93
-DARI BAHAN LAINNYA	199,108	211,484	6.22	416,966	454,078	8.90
BAHAN KIMIA	1,035,598	1,533,146	48.04	540,743	879,922	62.72
-AN ORGANIK	393,856	444,009	12.73	124,099	121,737	-1.90
-ORGANIK	521,965	704,394	34.95	372,094	594,627	59.81
-LAINNYA	119,776	384,743	221.22	44,549	163,557	267.14
PUPUK	53,063	12,188	-77.03	11,972	1,794	-85.02
PRODUK PHARMASI	2,083	2,535	21.73	29,226	34,027	16.43
KULIT DAN BARANG DARI KULIT	4,483	2,927	-34.71	40,492	50,359	24.37
KACA DAN BARANG DARI KACA	188,408	186,350	-1.09	94,501	110,703	17.14
KERTAS DAN BARANG DARI KERTAS	822,590	948,786	15.34	612,567	740,140	20.83
INDUSTRI LAINNYA	1,795,819	2,974,177	65.62	3,266,721	3,975,537	21.70
-GLISEROL DAN LARUTAN ALKALI	4,045	4,674	15.55	1,496	923	-38.30
-MARGARIN DAN LEMAK LAINNYA	84,954	85,334	0.45	39,391	48,850	24.01
-SABUN MANDI DAN CUCI	117,565	120,181	2.22	84,052	92,208	9.70
-BAHAN CELUP ORGANIK SINTETIK	8,470	8,703	2.75	28,936	31,607	9.23
-PREPARAT PEMBASMI KUMAN, DLL	11,569	77,584	570.59	25,342	37,115	46.46
-DAMAR TIRUAN, BAHAN PLASTIK	300,209	271,812	-9.46	406,069	426,425	5.01
-BAHAN KERTAS	430,854	685,850	59.18	163,996	270,857	65.16
-ALAS KAKI (KULIT, KARET DAN KANVAS)	28,282	28,516	0.83	399,384	396,434	-0.74
-PRODUK KERAMIK	140,491	124,659	-11.27	69,864	66,622	-4.64
-EMAS BATANGAN	10	9	-6.15	137,202	191,644	39.68
-PESAWAT UDARA DAN BAGIANNYA	1604	739	-53.91	87,703	38,003	-56.67
-KAPAL LAUT DAN SEJENISNYA	60,964	62,344	2.26	55,275	226,748	310.22
-PERLENGKAPAN OLAHRAGA DAN MAINAN	6,300	6,085	-3.42	40,107	46,288	15.41

TABEL 3. PERKEMBANGAN EKSPOR KOMODITI HASIL INDUSTRI

JENIS BARANG	BERAT BERSIH (TON)		PERUB	NILAI FOB (RIBU US \$)		PERUB
	JAN-MAR 2006	JAN-MAR 2007	%	JAN-MAR 2006	JAN-MAR 2007	%
(1)	(2)	(3)	(4)	(5)	(6)	(7)
-PENA DAN PENSIL	2,282	2,610	14.37	15,015	16,938	12.81
-BATU SEMI PERMATA	0	26	8,651.67	2	482	23,975.25
-KOPER, TAS, DOMPET PLASTIK/TEKSTIL	2057	1998	-2.85	13217	12340	-6.63
-BARANG DARI LOGAM MULIA	374	87	-76.87	19,320	32,515	68.30
-PETI KEMAS	1041	11423	997.42	1,353	12,025	788.97
-KOMPUTER DAN BAGIANNYA	22,103	12,298	-44.36	362,320	307,707	-15.07
-KENDARAAN BERMOTOR RODA 2 DAN 3	934	902	-3.43	7,165	7,003	-2.26
-KENDARAAN BERMOTOR RODA 4 DAN LEE	11,132	29,129	161.68	64,075	172,587	169.35
-SUKU CADANG MESIN	25,502	26,989	5.83	171,770	223,058	29.86
-SUKU CADANG KENDARAAN	47,218	37,779	-19.99	278,034	270,320	-2.77
-UBI KAYU OLAHAN	13,117	41,399	215.62	1,407	4,565	224.47
-INDUSTRI LAINNYA	474,741	1,333,046	180.79	794,228	1,042,273	31.23

TABEL 4. PERKEMBANGAN EKSPOR KOMODITI HASIL PERTAMBANGAN

JENIS BARANG	BERAT BERSIH (TON)		PERUB	NILAI FOB (RIBU US \$)		PERUB
	JAN-MAR 2006	JAN-MAR 2007	%	JAN-MAR 2006	JAN-MAR 2007	%
(1)	(2)	(3)	(4)	(5)	(6)	(7)
TOTAL PERTAMBANGAN	43,164,917	54,373,901	25.97	2,171,321	3,134,972	44.38
BIJI TEMBAGA	483,203	575,640	19.13	841,397	1,365,753	62.32
BIJI NIKEL	770,203	2,293,637	197.80	29,101	141,012	384.56
BAUKSIT	1,212,589	1,513,980	24.86	9,664	13,348	38.12
BIJI TIMAH/TIN	122	193	57.35	66	28	-57.72
BATU BARA	36,994,942	46,999,441	27.04	1,254,592	1,559,804	24.33
GRANIT	1,439,381	998,563	-30.63	5,285	4,152	-21.43
PASIR ALAM	844,791	400,673	-52.57	6,073	4,651	-23.43
HASIL TAMBANG LAIN	1,419,685	1,591,774	12.12	25,142	46,224	83.86

TABEL 5. PERKEMBANGAN EKSPOR INDONESIA MENURUT KOMODITI DAN NEGARA TUJUAN

JENIS BARANG	BERAT BERSIH (KG)		PERUB	NILAI FOB (US \$)		PERUB
	JAN-MAR 2006	JAN-MAR 2007	%	JAN-MAR 2006	JAN-MAR 2007	%
(1)	(2)	(3)	(4)	(5)	(6)	(7)
MINYAK MENTAH	4,801,135,123	4,773,383,008	-0.58	2,112,432,979	1,923,649,279	-9.81
JAPAN	1,732,012,000	1,465,331,005	-15.40	764,722,383	599,955,833	-27.46
KOREA, REPUBLIC OF	884,380,000	846,832,000	-4.25	380,547,465	300,899,012	-26.47
TAIWAN	298,213,000	140,655,002	-52.83	122,670,709	57,268,089	-114.20
CHINA	582,766,000	728,007,000	24.92	256,180,810	300,438,664	14.73
THAILAND	349,021,000	270,187,000	-22.59	154,288,986	115,706,635	-33.34
SINGAPORE	81,430,003	171,356,001	110.43	36,238,205	71,336,527	49.20
MALAYSIA	165,523,089	159,664,000	-3.54	71,782,702	59,256,953	-21.14
AUSTRALIA	510,164,000	851,733,000	66.95	239,960,399	367,614,348	34.72
NEW ZEALAND	77,489,000	18,875,000	-75.64	36,610,304	8,870,400	-312.72
UNITED STATES	120,137,029	120,733,000	0.50	49,430,996	42,302,798	-16.85
CANADA	2	10,000	499,900.00	20	20	0.00
HASIL MINYAK	1,471,771,811	1,621,819,339	10.20	568,986,332	610,126,522	6.74
JAPAN	932,437,698	563,733,902	-39.54	342,106,641	189,877,734	-80.17
HONG KONG	0	1	--	0	1	100.00
KOREA, REPUBLIC OF	106,422,000	224,984,156	111.41	41,795,051	88,617,916	52.84
TAIWAN	5,000,000	83,823,195	1,576.46	1,000,000	36,730,082	97.28
CHINA	61,885,430	313,796,827	407.06	24,130,127	113,233,933	78.69
PAPUA NEW GUINEA	0	28,866	--	0	36,480	100.00
THAILAND	724,400	24,371,532	3,264.37	582,941	15,921,832	96.34
SINGAPORE	312,310,657	369,038,141	18.16	137,626,756	156,000,463	11.78
PHILIPPINES	12,702,370	468,156	-96.31	6,880,033	456,735	-1,406.35
MALAYSIA	34,038,550	15,670,948	-53.96	11,935,010	6,078,771	-96.34
MYANMAR (FORM. BURMA)	0	17,434	--	0	21,764	100.00
VIET NAM	30	46,580	155,166.67	140	53,155	99.74
MALDIVES	0	1,108	--	0	277	100.00
INDIA	37,375	24,281,586	64,867.45	19,012	2,279,683	99.17
PAKISTAN	0	4,080	--	0	5,508	100.00
BANGLADESH	429,200	64,680	-84.93	346,797	44,510	-679.14
NIGERIA	450	0	-100.00	4,760	0	--
SOUTH AFRICA	261,960	3	-100.00	150,008	10	-1,499,980.00
AUSTRALIA	13,600	6	-99.96	12,784	6	-212,966.67
NEW ZEALAND	52,800	52,619	-0.34	55,216	67,240	17.88
EAST TIMOR	5,355,135	1,143,421	-78.65	2,246,906	445,402	-404.47
UNITED STATES	0	96,010	--	0	23,642	100.00
GUATEMALA	13,600	0	-100.00	11,668	0	--
FRANCE	19,880	0	-100.00	16,699	0	--
GERMANY, FED. REP. OF	0	8	--	0	5	100.00
SWITZERLAND	13	0	-100.00	10	0	--
FINLAND	3	4,760	158,566.67	4	5,250	99.92
ITALY	20	0	-100.00	39	0	--
UKRAINE	0	16,660	--	0	20,575	100.00
RUSSIA FEDERATION	66,640	174,660	162.09	65,730	205,548	68.02
GAS ALAM	5,851,006,128	5,185,894,583	-11.37	2,468,107,977	2,030,512,242	-21.55
JAPAN	3,732,782,517	3,400,511,052	-8.90	1,409,992,561	1,204,220,751	-17.09
KOREA, REPUBLIC OF	1,294,373,535	1,027,559,468	-20.61	641,606,953	478,321,925	-34.14
CHINA	811,623,019	749,450,408	-7.66	409,388,949	342,743,434	-19.44
THAILAND	4,270,257	8,373,655	96.09	2,576,665	5,226,132	50.70
PHILIPPINES	5,919,700	0	-100.00	3,388,988	0	--
AUSTRALIA	1,000,000	0	-100.00	518,400	0	--
GUAM	1,015,100	0	-100.00	622,662	0	--
EAST TIMOR	22,000	0	-100.00	12,799	0	--
KARET ALAM	1,847,582	2,960,047	60.21	2,403,510	3,567,969	32.64
JAPAN	32,200	32,001	-0.62	150,707	150,409	-0.20
HONG KONG	188,500	60,019	-68.16	239,775	81,628	-193.74
KOREA, REPUBLIC OF	108	47,980	44,325.93	6,974	26,097	73.28
TAIWAN	530	0	-100.00	83	0	--
CHINA	1,015,500	880,050	-13.34	1,357,830	1,113,369	-21.96
THAILAND	2	0	-100.00	90	0	--
SINGAPORE	204,150	245,546	20.28	101,972	122,421	16.70
MALAYSIA	360,000	0	-100.00	426,800	0	--
TURKEY	0	253,850	--	0	319,035	100.00
AUSTRALIA	7,651	0	-100.00	19,083	0	--
UNITED STATES	324	1,200,000	370,270.37	15,048	1,359,376	98.89
BRAZIL	108	100,216	92,692.59	5,940	121,540	95.11
MARTINIQUE	0	92	--	0	157	100.00
NETHERLANDS	38,508	58,233	51.22	79,194	150,847	47.50
GERMANY, FED. REP. OF	1	82,060	8,205,900.00	14	123,090	99.99
KOPI	100,442,241	47,775,241	-52.44	127,429,245	97,055,072	-31.30
JAPAN	15,080,366	9,599,097	-36.35	19,391,790	18,478,161	-4.94
HONG KONG	159,595	272,397	70.68	247,880	558,474	55.61
KOREA, REPUBLIC OF	1,009,818	4	-100.00	968,606	10	-9,685,960.00
TAIWAN	865,199	872,970	0.90	1,543,856	2,090,631	26.15
CHINA	662,037	122,558	-81.49	730,316	199,055	-266.89

TABEL 5. PERKEMBANGAN EKSPOR INDONESIA MENURUT KOMODITI DAN NEGARA TUJUAN

JENIS BARANG	BERAT BERSIH (KG)		PERUB	NILAI FOB (US \$)		PERUB
	JAN-MAR 2006	JAN-MAR 2007	%	JAN-MAR 2006	JAN-MAR 2007	%
(1)	(2)	(3)	(4)	(5)	(6)	(7)
MACAU	18,000	0	-100.00	43,200	0	--
SINGAPORE	2,937,568	4,025,644	37.04	3,974,976	9,535,892	58.32
PHILIPPINES	1,054,800	18,000	-98.29	1,331,963	42,275	-3,050.71
MALAYSIA	1,388,328	2,609,090	87.93	1,451,430	3,657,503	60.32
VIET NAM	54,000	0	-100.00	119,250	0	--
INDIA	2,278,523	348,000	-84.73	2,000,918	440,220	-354.53
IRAN (ISLAMIC REPUBLIC OF)	367,200	415,800	13.24	363,597	732,369	50.35
SAUDI ARABIA	38,300	0	-100.00	67,453	0	--
JORDAN	307,200	0	-100.00	284,947	0	--
LEBANON	37,800	0	-100.00	40,558	0	--
SYRIA ARAB REPUBLIC	57,600	0	-100.00	55,610	0	--
UNITED ARAB EMIRATES	72,000	197,100	173.75	98,370	335,468	70.68
EGYPT	3,221,688	854,520	-73.48	3,150,386	1,462,502	-115.41
MOROCCO	1,397,998	577,200	-58.71	1,474,177	798,080	-84.72
ALGERIA	4,556,170	382,200	-91.61	4,208,155	533,564	-688.69
SOUTH AFRICA	856,800	738,000	-13.87	858,094	944,564	9.15
AUSTRALIA	421,200	379,200	-9.97	870,178	839,952	-3.60
NEW ZEALAND	70,500	111,180	57.70	171,472	320,043	46.42
AMERICAN SAMOA	0	13,451	--	0	4,917	100.00
FIJI	0	157	--	0	664	100.00
UNITED STATES	23,635,422	8,338,255	-64.72	38,070,117	25,523,932	-49.15
CANADA	439,500	497,400	13.17	1,085,786	1,336,529	18.76
MEXICO	69,000	87,000	26.09	194,900	243,898	20.09
ECUADOR	1,502,100	307,200	-79.55	1,304,157	476,160	-173.89
UNITED KINGDOM	3,074,995	754,438	-75.47	3,211,069	1,573,833	-104.03
NETHERLANDS	420,722	117,180	-72.15	1,119,562	308,678	-262.70
FRANCE	600,000	126,000	-79.00	626,774	131,040	-378.31
GERMANY, FED. REP. OF	14,322,626	5,737,153	-59.94	17,455,098	10,150,068	-71.97
AUSTRIA	105,000	0	-100.00	94,248	0	--
BELGIUM	1,495,500	1,149,300	-23.15	2,102,640	1,991,393	-5.59
SWITZERLAND	468,600	251,100	-46.41	750,675	396,150	-89.49
DENMARK	205,224	246,300	20.02	326,945	516,603	36.71
NORWAY	18,000	36,000	100.00	39,747	102,208	61.11
SWEDEN	142,680	205,807	44.24	263,167	399,413	34.11
IRELAND	72,000	216,000	200.00	233,779	536,775	56.45
ITALY	4,209,237	2,032,600	-51.71	4,459,664	3,344,883	-33.33
SPAIN	2,226,700	161,400	-92.75	2,407,683	253,206	-850.88
PORTUGAL	343,200	519,600	51.40	393,956	869,986	54.72
GREECE	351,900	218,400	-37.94	318,388	419,773	24.15
POLAND	2,462,260	951,740	-61.35	2,091,107	1,184,360	-76.56
ROMANIA	2,314,010	1,196,400	-48.30	2,189,701	1,504,372	-45.56
BULGARIA	2,065,600	784,200	-62.04	2,078,759	1,088,739	-90.93
ARMENIA	0	285,000	--	0	496,575	100.00
UKRAINE	36,000	0	-100.00	93,600	0	--
LATVIA	195,000	0	-100.00	176,475	0	--
ESTONIA	392,495	18,000	-95.41	357,477	57,600	-520.62
GEORGIA	2,025,780	1,804,200	-10.94	2,011,517	2,710,964	25.80
CZECH REPUBLIC	84,000	0	-100.00	57,540	0	--
RUSSIA FEDERATION	252,000	198,000	-21.43	467,532	463,590	-0.85
KAYU BULAT	16,837	40,048	137.86	9,829	23,193	57.62
JAPAN	16,027	18,615	16.15	3,306	5,643	41.41
KOREA, REPUBLIC OF	0	1	--	0	8	100.00
SINGAPORE	677	773	14.18	3,147	1,970	-59.75
PHILIPPINES	0	10	--	0	80	100.00
VIET NAM	0	8	--	0	56	100.00
UNITED ARAB EMIRATES	127	20,492	16,035.43	3,312	10,000	66.88
UNITED STATES	4	1	-75.00	36	10	-260.00
UNITED KINGDOM	0	148	--	0	5,426	100.00
SWITZERLAND	2	0	-100.00	28	0	--
UDANG SEGAR/BEKU	36,497,720	31,663,387	-13.25	234,588,442	212,407,666	-10.44
JAPAN	11,812,396	9,939,141	-15.86	92,387,432	83,213,559	-11.02
HONG KONG	1,584,302	1,643,859	3.76	6,574,906	8,227,411	20.09
KOREA, REPUBLIC OF	228,793	91,616	-59.96	1,372,704	652,483	-110.38
TAIWAN	236,483	775,468	227.92	641,632	1,088,284	41.04
CHINA	704,916	634,959	-9.92	3,745,126	2,295,389	-63.16
MACAU	0	129	--	0	825	100.00
THAILAND	27,507	4,092	-85.12	124,068	1,295	-9,480.54
SINGAPORE	669,822	905,745	35.22	1,213,528	1,769,875	31.43
PHILIPPINES	23,147	4,928	-78.71	134,108	17,357	-672.65
MALAYSIA	728,547	1,390,885	90.91	742,424	1,788,968	58.50
BRUNEI DARUSSALAM	3	0	-100.00	11	0	--
VIET NAM	155,880	120,167	-22.91	1,193,904	1,038,885	-14.92
INDIA	2	0	-100.00	3	0	--
TURKEY	0	33,864	--	0	45,277	100.00
UNITED ARAB EMIRATES	22	11,649	52,850.00	5	84,182	99.99
CYPRUS	0	15,444	--	0	128,715	100.00

TABEL 5. PERKEMBANGAN EKSPOR INDONESIA MENURUT KOMODITI DAN NEGARA TUJUAN

JENIS BARANG	BERAT BERSIH (KG)		PERUB	NILAI FOB (US \$)		PERUB
	JAN-MAR 2006	JAN-MAR 2007	%	JAN-MAR 2006	JAN-MAR 2007	%
(1)	(2)	(3)	(4)	(5)	(6)	(7)
EGYPT	3	83,430	2,780,900.00	2	519,846	100.00
REUNION	123,866	53,154	-57.09	805,905	418,491	-92.57
SOUTH AFRICA	0	10	--	0	10	100.00
MAURITIUS	31,810	24,890	-21.75	182,278	153,039	-19.11
AUSTRALIA	197,623	154,504	-21.82	899,345	1,138,749	21.02
NEW ZEALAND	0	31,251	--	0	169,915	100.00
UNITED STATES	13,225,856	10,271,449	-22.34	86,320,809	76,553,887	-12.76
CANADA	104,751	131,871	25.89	515,596	809,548	36.31
BRAZIL	21,730	0	-100.00	133,044	0	--
PUERTO RICO	29,252	161,174	450.98	189,910	950,622	80.02
UNITED KINGDOM	2,329,335	1,559,487	-33.05	15,246,942	9,754,575	-56.31
NETHERLANDS	270,011	83,854	-68.94	1,507,150	528,776	-185.03
FRANCE	473,498	87,435	-81.53	2,823,467	500,416	-464.22
GERMANY, FED. REP. OF	633,938	394,083	-37.84	2,804,355	2,427,445	-15.53
AUSTRIA	99	0	-100.00	1,000	0	--
BELGIUM	2,184,695	2,445,714	11.95	11,936,263	14,681,359	18.70
SWITZERLAND	26,890	46,151	71.63	159,270	338,517	52.95
DENMARK	79,190	74,601	-5.79	295,610	582,718	49.27
SWEDEN	28,210	28,020	-0.67	191,308	269,365	28.98
ITALY	420,396	268,270	-36.19	1,547,017	965,603	-60.21
SPAIN	104,789	56,502	-46.08	606,069	407,786	-48.62
PORTUGAL	20,263	0	-100.00	198,212	0	--
GREECE	33	0	-100.00	201	0	--
LATVIA	19,662	44,420	125.92	94,838	290,336	67.34
GEORGIA	0	74,736	--	0	452,307	100.00
RUSSIA FEDERATION	0	16,435	--	0	141,851	100.00
TEH	11,413,293	9,307,958	-18.45	12,547,312	12,611,951	0.51
JAPAN	34,105	9,842	-71.14	119,034	39,512	-201.26
HONG KONG	1,237	2,413	95.07	5,312	7,170	25.91
KOREA, REPUBLIC OF	1,285	36	-97.20	6,710	240	-2,695.83
TAIWAN	55,084	52,782	-4.18	86,852	76,317	-13.80
CHINA	75,099	36,010	-52.05	53,124	26,158	-103.09
THAILAND	0	96	--	0	695	100.00
SINGAPORE	42,711	81,881	91.71	55,066	113,103	51.31
PHILIPPINES	168	74	-55.95	982	560	-75.36
MALAYSIA	1,210,058	1,331,664	10.05	1,103,952	1,506,207	26.71
INDIA	226,880	163,280	-28.03	183,086	226,356	19.12
PAKISTAN	1,192,452	1,456,499	22.14	1,581,416	2,541,221	37.77
SRI LANKA	139,396	27,237	-80.46	150,191	41,476	-262.12
AFGHANISTAN	137,848	89,979	-34.73	133,442	104,155	-28.12
IRAN (ISLAMIC REPUBLIC OF)	70,669	37,400	-47.08	92,781	53,432	-73.64
SAUDI ARABIA	45,572	45,296	-0.61	75,217	73,642	-2.14
JORDAN	16,500	0	-100.00	20,054	0	--
UNITED ARAB EMIRATES	699,842	481,965	-31.13	574,269	489,910	-17.22
KENYA	0	38,200	--	0	26,826	100.00
NIGERIA	0	24,200	--	0	36,640	100.00
UGANDA	0	45	--	0	422	100.00
SOUTH AFRICA	10,000	36,000	260.00	9,701	69,296	86.00
AUSTRALIA	88,461	36,289	-58.98	212,768	68,185	-212.05
NEW ZEALAND	147,338	132,904	-9.80	116,727	149,234	21.78
NORTHERN MARIANA ISLANDS	19	0	-100.00	12	0	--
SAMOA	1,999	0	-100.00	1,640	0	--
EAST TIMOR	0	20,400	--	0	22,542	100.00
UNITED STATES	666,573	752,352	12.87	814,281	1,183,915	31.22
CANADA	22,600	67,148	197.12	18,952	70,409	73.08
GUATEMALA	10,600	10,600	0.00	9,710	13,886	30.07
CHILE	21,999	40,000	81.83	29,172	51,500	43.36
UNITED KINGDOM	1,310,337	704,488	-46.24	1,483,293	946,495	-56.71
NETHERLANDS	564,109	380,370	-32.57	643,316	445,798	-44.31
GERMANY, FED. REP. OF	1,668,343	1,220,861	-26.82	1,821,741	1,399,834	-30.14
SWITZERLAND	22,896	0	-100.00	54,905	0	--
IRELAND	24,800	12,400	-50.00	26,536	17,720	-49.75
SPAIN	7,000	7,003	0.04	10,290	12,706	19.01
POLAND	205,150	219,690	7.09	167,369	219,104	23.61
KAZAKHSTAN	25,025	0	-100.00	32,038	0	--
UKRAINE	275,578	172,733	-37.32	289,039	255,640	-13.06
LATVIA	23,665	16,230	-31.42	30,168	24,430	-23.49
RUSSIA FEDERATION	2,367,895	1,599,591	-32.45	2,534,166	2,297,215	-10.31
-LADA HITAM	6,723,580	2,356,035	-64.96	8,826,013	5,759,562	-53.24
JAPAN	58,174	122,114	109.91	126,960	288,269	55.96
HONG KONG	13,756	31,000	125.36	19,797	84,560	76.59
KOREA, REPUBLIC OF	0	60,077	--	0	173,935	100.00
TAIWAN	41,000	50,850	24.02	58,250	124,900	53.36
SINGAPORE	384,000	249,116	-35.13	479,990	406,640	-18.04
MALAYSIA	21,223	41,000	93.19	19,472	36,175	46.17
VIET NAM	0	23,122	--	0	30,786	100.00

TABEL 5. PERKEMBANGAN EKSPOR INDONESIA MENURUT KOMODITI DAN NEGARA TUJUAN

JENIS BARANG	BERAT BERSIH (KG)		PERUB	NILAI FOB (US \$)		PERUB
	JAN-MAR 2006	JAN-MAR 2007	%	JAN-MAR 2006	JAN-MAR 2007	%
(1)	(2)	(3)	(4)	(5)	(6)	(7)
INDIA	374,000	168,533	-54.94	364,580	322,005	-13.22
NIGER	0	20,000	--	0	42,000	100.00
AUSTRALIA	75,000	26,460	-64.72	114,060	118,384	3.65
UNITED STATES	5,198,201	1,322,000	-74.57	6,958,362	3,379,419	-105.90
CANADA	75,018	88,058	17.38	97,907	295,000	66.81
DOMINICA	4,113	0	-100.00	6,651	0	--
NETHERLANDS	71,000	55,705	-21.54	101,500	203,214	50.05
FRANCE	25,095	38,000	51.42	29,230	101,275	71.14
GERMANY, FED. REP. OF	15,000	60,000	300.00	23,935	153,000	84.36
ROMANIA	8,000	0	-100.00	1,000	0	--
BULGARIA	23,000	0	-100.00	21,000	0	--
UKRAINE	185,000	0	-100.00	215,780	0	--
RUSSIA FEDERATION	152,000	0	-100.00	187,539	0	--
-LADA PUTIH	3,305,134	3,048,049	-7.78	6,841,515	11,325,558	39.59
JAPAN	195,000	285,647	46.49	451,042	1,147,790	60.70
HONG KONG	16,000	31,192	94.95	32,300	109,475	70.50
KOREA, REPUBLIC OF	0	32,788	--	0	130,172	100.00
TAIWAN	81,000	63,000	-22.22	172,112	229,387	24.97
CHINA	72,000	0	-100.00	68,544	0	--
SINGAPORE	1,212,499	646,443	-46.69	2,544,101	2,240,468	-13.55
PHILIPPINES	1	620	61,900.00	1	1,610	99.94
MALAYSIA	44,647	103,747	132.37	50,085	394,670	87.31
VIET NAM	0	218,316	--	0	987,133	100.00
INDIA	171,600	54,254	-68.38	348,966	191,411	-82.31
SOUTH AFRICA	0	15,000	--	0	53,250	100.00
AUSTRALIA	1,905	0	-100.00	4,260	0	--
EAST TIMOR	0	4	--	0	8	100.00
UNITED STATES	477,000	550,000	15.30	1,005,264	2,133,514	52.88
CANADA	32	0	-100.00	100	0	--
DOMINICAN REPUBLIC	0	6,963	--	0	19,750	100.00
UNITED KINGDOM	60,000	0	-100.00	124,450	0	--
NETHERLANDS	381,000	586,071	53.82	792,384	2,111,606	62.47
GERMANY, FED. REP. OF	509,000	413,000	-18.86	1,069,890	1,444,764	25.95
BELGIUM	45,000	34,000	-24.44	91,275	120,050	23.97
ITALY	31,000	0	-100.00	77,700	0	--
PORTUGAL	0	7,004	--	0	10,500	100.00
BULGARIA	7,450	0	-100.00	9,041	0	--
-KAYU MANIS DAN BUNGANYA	8,804,051	7,172,454	-18.53	4,946,441	5,189,775	4.69
JAPAN	8,020	7,950	-0.87	6,259	7,953	21.30
KOREA, REPUBLIC OF	18,646	25,674	37.69	19,248	30,081	36.01
TAIWAN	8,939	11,602	29.79	6,241	9,318	33.02
CHINA	48,000	14,000	-70.83	34,680	6,000	-478.00
THAILAND	411,999	675,000	63.84	236,010	453,980	48.01
SINGAPORE	137,524	203,106	47.69	98,432	133,138	26.07
PHILIPPINES	2	99	4,850.00	2	257	99.22
MALAYSIA	339,996	235,309	-30.79	188,975	147,321	-28.27
VIET NAM	0	17,999	--	0	9,238	100.00
MALDIVES	188	0	-100.00	303	0	--
INDIA	175,361	195,345	11.40	135,243	157,520	14.14
PAKISTAN	0	17,000	--	0	11,050	100.00
IRAN (ISLAMIC REPUBLIC OF)	0	64,000	--	0	49,600	100.00
SAUDI ARABIA	8,448	10,000	18.37	2,835	2,500	-13.40
JORDAN	0	24,000	--	0	7,200	100.00
LEBANON	8,000	0	-100.00	5,120	0	--
SYRIA ARAB REPUBLIC	8,189	58,000	608.27	6,656	30,140	77.92
TURKEY	190,999	142,000	-25.65	85,485	77,301	-10.59
UNITED ARAB EMIRATES	75,610	228,000	201.55	34,387	74,340	53.74
EGYPT	11	9,840	89,354.55	5,500	7,748	29.01
MOROCCO	72,500	36,000	-50.34	29,475	9,600	-207.03
TUNISIA	0	28,950	--	0	27,364	100.00
ALGERIA	20,299	84,025	313.94	19,765	61,873	68.06
REUNION	0	10,385	--	0	5,816	100.00
SOUTH AFRICA	0	27,999	--	0	21,255	100.00
MAURITIUS	23,199	5,999	-74.14	8,650	5,488	-57.62
AUSTRALIA	17,396	243	-98.60	16,409	269	-6,000.00
UNITED STATES	3,971,956	3,299,763	-16.92	2,245,669	2,715,934	17.32
CANADA	174,498	117,000	-32.95	93,416	87,312	-6.99
MEXICO	36,000	0	-100.00	15,315	0	--
PANAMA	11,000	0	-100.00	8,019	0	--
VENEZUELA	68,999	0	-100.00	37,215	0	--
BRAZIL	358,995	359,176	0.05	153,340	220,051	30.32
PUERTO RICO	0	9,500	--	0	8,865	100.00
DOMINICAN REPUBLIC	502,079	323,815	-35.51	206,612	179,233	-15.28
DOMINICA	721	36,000	4,893.07	1,013	6,480	84.37
UNITED KINGDOM	14,000	3,100	-77.86	18,729	10,465	-78.97
NETHERLANDS	1,094,291	216,049	-80.26	634,517	143,075	-343.49

TABEL 5. PERKEMBANGAN EKSPOR INDONESIA MENURUT KOMODITI DAN NEGARA TUJUAN

JENIS BARANG	BERAT BERSIH (KG)		PERUB	NILAI FOB (US \$)		PERUB
	JAN-MAR 2006	JAN-MAR 2007	%	JAN-MAR 2006	JAN-MAR 2007	%
(1)	(2)	(3)	(4)	(5)	(6)	(7)
FRANCE	119,999	99,000	-17.50	75,981	98,368	22.76
GERMANY, FED. REP. OF	191,071	142,499	-25.42	136,833	98,255	-39.26
BELGIUM	123,046	39,005	-68.30	70,552	21,282	-231.51
DENMARK	19,010	9,000	-52.66	10,269	4,905	-109.36
NORWAY	0	9,000	--	0	7,649	100.00
SWEDEN	59,800	0	-100.00	27,110	0	--
FINLAND	20,000	19,999	-0.01	10,400	12,353	15.81
ITALY	11,474	45,692	298.22	11,415	41,728	72.64
SPAIN	49,999	20,000	-60.00	26,865	10,775	-149.33
PORTUGAL	107,999	66,587	-38.34	58,340	33,778	-72.72
GREECE	157,494	107,999	-31.43	99,396	80,073	-24.13
POLAND	85,000	60,000	-29.41	36,720	36,500	-0.60
ROMANIA	29,000	26,726	-7.84	16,835	9,219	-82.61
BULGARIA	2,294	0	-100.00	1,950	0	--
RUSSIA FEDERATION	22,000	30,019	36.45	10,255	17,125	40.12
-BIJI PALA & BUNGANYA DAN KAPUL	4,889,180	4,693,671	-4.00	11,573,707	13,373,028	13.45
JAPAN	127,790	138,274	8.20	889,177	1,023,233	13.10
HONG KONG	135,274	16,028	-88.15	315,949	32,061	-885.46
KOREA, REPUBLIC OF	23,728	93,674	294.78	52,572	95,146	44.75
TAIWAN	10,969	4,265	-61.12	6,240	1,619	-285.42
CHINA	79,475	26,960	-66.08	43,712	10,245	-326.67
THAILAND	29,688	41,847	40.96	98,884	162,472	39.14
SINGAPORE	267,384	160,927	-39.81	971,167	645,624	-50.42
PHILIPPINES	14	10,829	77,250.00	66	28,088	99.77
MALAYSIA	241,899	230,745	-4.61	239,426	603,583	60.33
MYANMAR (FORM. BURMA)	0	10,000	--	0	24,300	100.00
VIET NAM	1,859,059	1,781,812	-4.16	2,410,618	1,977,349	-21.91
INDIA	388,020	303,888	-21.68	1,075,588	754,407	-42.57
PAKISTAN	41,050	28,724	-30.03	145,184	120,141	-20.84
BANGLADESH	7,980	24,945	212.59	47,880	132,696	63.92
SAUDI ARABIA	20,130	14,589	-27.53	8,357	5,474	-52.67
LEBANON	0	14,999	--	0	61,000	100.00
YEMEN	5,815	0	-100.00	5,250	0	--
UNITED ARAB EMIRATES	7,035	22,162	215.02	21,486	10,172	-111.23
QATAR	0	450	--	0	519	100.00
MOROCCO	0	36,918	--	0	116,629	100.00
GHANA	15,000	15,000	0.00	56,150	82,500	31.94
NIGERIA	18,000	15,000	-16.67	22,000	99,000	77.78
BENIN	14,316	17,600	22.94	4,660	4,400	-5.91
SOUTH AFRICA	47,048	39,000	-17.11	187,120	174,200	-7.42
AUSTRALIA	127,870	33,535	-73.77	48,972	98,385	50.22
NEW ZEALAND	134	0	-100.00	144	0	--
UNITED STATES	281,472	192,902	-31.47	963,951	753,037	-28.01
CANADA	2,473	11,499	364.98	14,743	52,650	72.00
ARGENTINA	44,000	8,000	-81.82	118,815	23,500	-405.60
BRAZIL	57,297	0	-100.00	186,890	0	--
DOMINICAN REPUBLIC	0	4,721	--	0	13,390	100.00
DOMINICA	22,124	0	-100.00	35,858	0	--
NETHERLANDS	551,499	657,943	19.30	2,064,318	2,846,191	27.47
FRANCE	75,999	10,500	-86.18	219,770	61,425	-257.79
GERMANY, FED. REP. OF	139,478	207,497	48.77	559,201	899,160	37.81
BELGIUM	119,906	282,238	135.38	457,301	1,465,854	68.80
ITALY	42,244	131,691	211.74	140,150	677,774	79.32
SPAIN	42,999	38,009	-11.60	47,375	137,719	65.60
PORTUGAL	15,000	0	-100.00	40,449	0	--
BULGARIA	12,262	0	-100.00	14,881	0	--
UKRAINE	0	13,500	--	0	40,712	100.00
RUSSIA FEDERATION	14,749	53,000	259.35	59,403	138,373	57.07
-PANILI	43,934	21,017	-52.16	825,688	299,819	-175.40
JAPAN	0	350	--	0	11,340	100.00
SINGAPORE	130	0	-100.00	3,095	0	--
MALAYSIA	6,050	480	-92.07	14,090	3,850	-265.97
AUSTRALIA	100	100	0.00	4,000	2,245	-78.17
NEW ZEALAND	100	0	-100.00	3,500	0	--
UNITED STATES	29,173	12,717	-56.41	625,819	201,690	-210.29
CANADA	4,869	4,473	-8.13	12,500	20,000	37.50
DOMINICA	230	250	8.70	7,695	9,117	15.60
UNITED KINGDOM	1,124	892	-20.64	52,489	26,088	-101.20
GERMANY, FED. REP. OF	2,158	1,755	-18.67	102,500	25,489	-302.13
-LAINNYA	5,624,906	3,058,888	-45.62	7,850,065	4,878,622	-60.91
JAPAN	199,798	118,125	-40.88	534,070	127,887	-317.61
HONG KONG	109,470	6,281	-94.26	211,402	25,288	-735.98
KOREA, REPUBLIC OF	91,728	45,030	-50.91	99,963	54,148	-84.61
TAIWAN	16,354	54,077	230.67	7,942	136,261	94.17
CHINA	61,650	62,777	1.83	22,578	101,182	77.69

TABEL 5. PERKEMBANGAN EKSPOR INDONESIA MENURUT KOMODITI DAN NEGARA TUJUAN

JENIS BARANG	BERAT BERSIH (KG)		PERUB	NILAI FOB (US \$)		PERUB
	JAN-MAR 2006	JAN-MAR 2007	%	JAN-MAR 2006	JAN-MAR 2007	%
(1)	(2)	(3)	(4)	(5)	(6)	(7)
THAILAND	2,468	16,987	588.29	9,014	70,088	87.14
SINGAPORE	1,517,652	397,728	-73.79	1,327,770	163,429	-712.44
PHILIPPINES	34	0	-100.00	164	0	--
MALAYSIA	867,275	230,782	-73.39	398,164	241,946	-64.57
BRUNEI DARUSSALAM	0	1,254	--	0	191,260	100.00
NEPAL	108,000	0	-100.00	137,590	0	--
VIET NAM	275,455	550,667	99.91	175,936	521,616	66.27
INDIA	1,305,699	482,797	-63.02	3,462,242	668,037	-418.27
PAKISTAN	115,430	22,119	-80.84	111,693	15,531	-619.16
BANGLADESH	49,000	0	-100.00	70,000	0	--
SAUDI ARABIA	200,863	482,215	140.07	516,672	1,258,832	58.96
LEBANON	18,000	0	-100.00	3,906	0	--
YEMEN	31,295	48	-99.85	48,387	1,440	-3,260.21
SYRIA ARAB REPUBLIC	40,000	40,000	0.00	9,500	5,000	-90.00
UNITED ARAB EMIRATES	204,965	125,996	-38.53	211,099	52,133	-304.92
QATAR	0	2,872	--	0	2,732	100.00
EGYPT	54,250	66,369	22.34	21,700	28,779	24.60
NIGERIA	0	13,950	--	0	21,330	100.00
BENIN	12,000	12,000	0.00	12	8,400	99.86
SOUTH AFRICA	24,025	0	-100.00	25,202	0	--
AUSTRALIA	33,235	81,741	145.95	71,260	275,204	74.11
NEW ZEALAND	980	4,020	310.20	5,076	23,445	78.35
EAST TIMOR	132	0	-100.00	16	0	--
UNITED STATES	83,742	105,269	25.71	141,259	468,197	69.83
CANADA	12,037	0	-100.00	29,334	0	--
BRAZIL	3,019	19,774	554.99	12,600	120,177	89.52
UNITED KINGDOM	165	0	-100.00	290	0	--
NETHERLANDS	123,901	65,811	-46.88	137,017	170,892	19.82
FRANCE	7,800	0	-100.00	9,215	0	--
GERMANY, FED. REP. OF	8,400	37,136	342.10	2,260	114,154	98.02
BELGIUM	41,750	0	-100.00	30,951	0	--
ITALY	1,954	63	-96.78	2,891	183	-1,479.78
SPAIN	0	7,000	--	0	2,965	100.00
BULGARIA	2,380	0	-100.00	2,890	0	--
UKRAINE	0	6,000	--	0	8,086	100.00
TEBAKAU	10,428,159	7,044,407	-32.45	20,101,451	15,605,721	-28.81
JAPAN	880	1,307	48.52	50	5,748	99.13
CHINA	0	23,760	--	0	28,512	100.00
SINGAPORE	164,097	19,800	-87.93	82,893	12,870	-544.08
PHILIPPINES	94,956	280,323	195.21	68,960	378,086	81.76
MALAYSIA	88,846	596,306	571.17	42,185	373,955	88.72
VIET NAM	37,820	59,400	57.06	22,019	38,610	42.97
SRI LANKA	32,483	15,577	-52.05	362,885	208,697	-73.88
EGYPT	354,321	0	-100.00	293,472	0	--
SOUTH AFRICA	20,000	20,000	0.00	16,000	16,000	0.00
AUSTRALIA	118,800	0	-100.00	154,440	0	--
UNITED STATES	1,867,141	594,202	-68.18	1,686,187	524,601	-221.42
HONDURAS	18,060	0	-100.00	24,868	0	--
NICARAGUA	45,113	0	-100.00	88,383	0	--
PARAGUAY	0	120,000	--	0	96,000	100.00
PUERTO RICO	180,000	144,000	-20.00	108,000	342,859	68.50
DOMINICAN REPUBLIC	45,000	9,000	-80.00	525,661	61,777	-750.90
UNITED KINGDOM	302,940	213,840	-29.41	484,704	80,190	-504.44
NETHERLANDS	1,236,013	534,637	-56.75	1,915,052	1,096,099	-74.72
FRANCE	649,204	417,778	-35.65	924,081	698,544	-32.29
GERMANY, FED. REP. OF	464,617	1,015,367	118.54	5,090,228	5,155,981	1.28
BELGIUM	2,452,501	1,580,480	-35.56	3,828,827	4,957,120	22.76
SWITZERLAND	0	733	--	0	29,881	100.00
DENMARK	78,746	84,218	6.95	140,109	447,232	68.67
NORWAY	57,661	59,539	3.26	107,827	179,213	39.83
IRELAND	0	17,820	--	0	21,384	100.00
ITALY	0	164,685	--	0	339,877	100.00
SPAIN	223,891	23,420	-89.54	3,194,101	19,204	-16,532.48
PORTUGAL	0	500	--	0	4,180	100.00
POLAND	19,800	19,523	-1.40	15,840	19,718	19.67
KAZAKHSTAN	19,800	0	-100.00	8,514	0	--
UKRAINE	176,136	59,400	-66.28	73,673	37,620	-95.83
RUSSIA FEDERATION	1,679,333	968,792	-42.31	842,492	431,763	-95.13
BIJI COKLAT	106,872,519	83,405,286	-21.96	126,438,695	110,436,454	-14.49
JAPAN	59,000	0	-100.00	116,000	0	--
CHINA	3,609,249	3,962,379	9.78	4,691,236	5,388,450	12.94
THAILAND	2,205,992	1,839,000	-16.64	2,723,095	1,322,685	-105.88
SINGAPORE	8,460,626	8,197,015	-3.12	10,921,000	12,056,285	9.42
PHILIPPINES	0	16,000	--	0	810	100.00
MALAYSIA	50,994,212	41,282,487	-19.04	58,603,963	54,566,753	-7.40
INDIA	100,000	0	-100.00	138,830	0	--

TABEL 5. PERKEMBANGAN EKSPOR INDONESIA MENURUT KOMODITI DAN NEGARA TUJUAN

JENIS BARANG	BERAT BERSIH (KG)		PERUB	NILAI FOB (US \$)		PERUB
	JAN-MAR 2006	JAN-MAR 2007	%	JAN-MAR 2006	JAN-MAR 2007	%
(1)	(2)	(3)	(4)	(5)	(6)	(7)
PAKISTAN	25,200	0	-100.00	4,788	0	--
SRI LANKA	75,000	0	-100.00	112,900	0	--
SAUDI ARABIA	0	14,000	--	0	12,600	100.00
EGYPT	0	60,000	--	0	27,000	100.00
MAURITIUS	200,000	0	-100.00	262,277	0	--
UNITED STATES	36,369,742	19,912,639	-45.25	42,863,350	26,381,030	-62.48
BRAZIL	4,485,998	0	-100.00	5,432,522	0	--
COLOMBIA	0	6,350,000	--	0	7,980,700	100.00
NETHERLANDS	100,000	233,813	133.81	182,225	371,006	50.88
FRANCE	0	7	--	0	10	100.00
GERMANY, FED. REP. OF	137,500	302,990	120.36	309,009	418,087	26.09
BELGIUM	50,000	942,500	1,785.00	77,500	1,532,265	94.94
SWEDEN	0	7	--	0	214	100.00
ITALY	0	12,449	--	0	18,997	100.00
SPAIN	0	180,000	--	0	192,062	100.00
POLAND	0	100,000	--	0	167,500	100.00
-IKAN TONGKOL/TUNA	9,345,628	12,237,194	30.94	28,694,348	28,785,948	0.32
JAPAN	5,052,259	3,529,105	-30.15	19,276,131	14,172,543	-36.01
HONG KONG	33,884	453,317	1,237.85	57,817	653,029	91.15
KOREA, DEMOCRATIC PEOPLE'S REPL	1,067	0	-100.00	5,335	0	--
KOREA, REPUBLIC OF	51,500	198,597	285.63	59,196	830,096	92.87
TAIWAN	181,340	918,992	406.78	219,341	766,099	71.37
CHINA	129,165	625,041	383.91	159,776	265,774	39.88
THAILAND	919,668	1,800,315	95.76	686,856	1,956,180	64.89
SINGAPORE	936,642	855,143	-8.70	2,691,944	2,204,301	-22.12
PHILIPPINES	43,796	1,030,647	2,253.29	42,872	285,547	84.99
MALAYSIA	24,877	109,850	341.57	17,413	105,717	83.53
VIET NAM	192,219	485,199	152.42	292,483	820,331	64.35
PAKISTAN	78,000	0	-100.00	62,400	0	--
SAUDI ARABIA	0	500	--	0	6,475	100.00
KUWAIT	0	55,996	--	0	55,996	100.00
JORDAN	2,704	0	-100.00	14,096	0	--
LEBANON	22,589	0	-100.00	18,593	0	--
UNITED ARAB EMIRATES	0	3,136	--	0	16,082	100.00
EGYPT	0	25,321	--	0	91,148	100.00
MOROCCO	0	201	--	0	201	100.00
REUNION	12,000	0	-100.00	55,800	0	--
SENEGAL	0	81,000	--	0	83,580	100.00
BENIN	0	8,030	--	0	73,200	100.00
SOUTH AFRICA	0	25,997	--	0	22,098	100.00
MAURITIUS	20,765	0	-100.00	37,802	0	--
AUSTRALIA	65,366	18,212	-72.14	261,587	101,177	-158.54
UNITED STATES	842,207	1,080,112	28.25	2,467,883	4,181,178	40.98
CANADA	475	2,157	354.11	3,932	18,513	78.76
MEXICO	83,130	80,332	-3.37	165,154	650,789	74.62
PANAMA	0	243,000	--	0	225,900	100.00
TRINIDAD AND TOBAGO	0	320,000	--	0	325,200	100.00
PUERTO RICO	5,909	0	-100.00	18,416	0	--
UNITED KINGDOM	68,299	12,810	-81.24	69,199	63,109	-9.65
NETHERLANDS	341,092	111,970	-67.17	1,097,288	56,018	-1,858.81
FRANCE	53,926	0	-100.00	245,347	0	--
GERMANY, FED. REP. OF	56,789	17,050	-69.98	111,751	141,552	21.05
AUSTRIA	0	11,000	--	0	11,000	100.00
BELGIUM	63,149	47,746	-24.39	211,782	217,141	2.47
SWITZERLAND	1	0	-100.00	1	0	--
DENMARK	0	10,013	--	0	8,563	100.00
ITALY	24,004	0	-100.00	159,238	0	--
SPAIN	34,501	0	-100.00	171,931	0	--
POLAND	0	48,000	--	0	339,950	100.00
RUSSIA FEDERATION	4,305	28,405	559.81	12,984	37,461	65.34
-UBUR-UBUR	590,167	1,428,294	142.02	1,341,167	2,554,049	47.49
JAPAN	152,148	245,077	61.08	582,347	718,253	18.92
HONG KONG	11,668	58,997	405.63	37,535	153,486	75.55
KOREA, REPUBLIC OF	250,197	186,349	-25.52	393,680	307,963	-27.83
TAIWAN	31,228	43,050	37.86	39,823	69,222	42.47
CHINA	15,000	312,540	1,983.60	19,050	192,076	90.08
MACAU	0	35	--	0	771	100.00
THAILAND	0	1,969	--	0	5,234	100.00
SINGAPORE	23,576	7,900	-66.49	40,429	20,843	-93.97
PHILIPPINES	0	165	--	0	835	100.00
MALAYSIA	4,239	9,105	114.79	5,357	23,966	77.65
VIET NAM	7,000	7,000	0.00	17,968	18,033	0.36
SAUDI ARABIA	0	250	--	0	4,223	100.00
KUWAIT	0	1,172	--	0	3,213	100.00
JORDAN	0	416	--	0	755	100.00
TURKEY	0	1,087	--	0	4,155	100.00

TABEL 5. PERKEMBANGAN EKSPOR INDONESIA MENURUT KOMODITI DAN NEGARA TUJUAN

JENIS BARANG	BERAT BERSIH (KG)		PERUB	NILAI FOB (US \$)		PERUB
	JAN-MAR 2006	JAN-MAR 2007	%	JAN-MAR 2006	JAN-MAR 2007	%
(1)	(2)	(3)	(4)	(5)	(6)	(7)
SOUTH AFRICA	15,741	15,428	-1.99	40,200	45,918	12.45
AUSTRALIA	2,040	480	-76.47	6,847	1,819	-276.42
NEW ZEALAND	36	656	1,722.22	100	1,616	93.81
EAST TIMOR	0	1,190	--	0	3,345	100.00
UNITED STATES	33,901	233,526	588.85	75,250	426,382	82.35
CANADA	27,386	110,728	304.32	58,482	234,938	75.11
UNITED KINGDOM	921	26,007	2,723.78	622	38,438	98.38
NETHERLANDS	339	26,941	7,847.20	552	90,602	99.39
FRANCE	5,309	28,056	428.46	13,957	40,332	65.39
GERMANY, FED. REP. OF	5,743	49,743	766.15	5,945	65,582	90.94
AUSTRIA	0	2,366	--	0	6,762	100.00
SWITZERLAND	260	6,071	2,235.00	458	9,384	95.12
DENMARK	652	2,965	354.75	500	2,341	78.64
NORWAY	0	143	--	0	566	100.00
SWEDEN	139	1,448	941.73	550	2,033	72.95
FINLAND	0	275	--	0	379	100.00
ITALY	2,413	29,914	1,139.70	986	35,482	97.22
SPAIN	35	4,575	12,971.43	100	4,620	97.84
PORTUGAL	0	1,030	--	0	1,236	100.00
GREECE	0	1,067	--	0	2,597	100.00
HUNGARY	0	1,024	--	0	1,556	100.00
POLAND	0	988	--	0	1,550	100.00
UKRAINE	0	433	--	0	688	100.00
LITHUANIA	0	1,169	--	0	2,208	100.00
ESTONIA	0	285	--	0	563	100.00
CROATIA	0	352	--	0	477	100.00
CZECH REPUBLIC	196	1,312	569.39	429	3,889	88.97
RUSSIA FEDERATION	0	5,010	--	0	5,718	100.00
-KEPITING, KERANG-KERANGAN	9,443,938	16,064,828	70.11	33,695,925	42,625,689	20.95
JAPAN	330,150	395,582	19.82	1,046,116	1,181,575	11.46
HONG KONG	491,370	1,416,838	188.34	1,232,047	3,175,819	61.21
KOREA, REPUBLIC OF	376,871	613,244	62.72	657,452	818,637	19.69
TAIWAN	309,854	276,193	-10.86	405,680	331,150	-22.51
CHINA	1,795,754	3,244,816	80.69	1,016,603	1,670,530	39.14
THAILAND	202,711	2,402,085	1,084.98	86,399	2,379,227	96.37
SINGAPORE	689,061	959,046	39.18	1,431,530	2,082,638	31.26
PHILIPPINES	476	966	102.94	1,905	21,159	91.00
MALAYSIA	843,265	767,483	-8.99	1,088,685	928,814	-17.21
MYANMAR (FORM. BURMA)	420	0	-100.00	840	0	--
VIET NAM	236,411	271,284	14.75	328,333	270,901	-21.20
INDIA	100	134,610	134,510.00	1,040	328,377	99.68
SAUDI ARABIA	77	0	-100.00	183	0	--
LEBANON	1,227	0	-100.00	953	0	--
TURKEY	0	23,113	--	0	82,494	100.00
UNITED ARAB EMIRATES	26	0	-100.00	190	0	--
QATAR	0	1,000	--	0	8,551	100.00
CYPRUS	10,366	31,046	199.50	19,675	86,972	77.38
SUDAN	0	440	--	0	880	100.00
SENEGAL	0	78,543	--	0	214,610	100.00
AUSTRALIA	52,643	162,704	209.07	310,779	443,804	29.97
UNITED STATES	2,615,131	2,797,323	6.97	22,305,609	22,030,219	-1.25
CANADA	122,247	123,534	1.05	273,073	339,270	19.51
MEXICO	11,751	49,839	324.13	38,900	160,141	75.71
PANAMA	11,087	19,391	74.90	25,752	64,025	59.78
VENEZUELA	0	196	--	0	72	100.00
PUERTO RICO	47,134	232,637	393.57	148,418	797,217	81.38
MARTINIQUE	709	13,074	1,744.01	1,920	54,978	96.51
UNITED KINGDOM	41,190	5,053	-87.73	245,399	4,670	-5,154.80
NETHERLANDS	29,958	64,252	114.47	210,216	565,753	62.84
FRANCE	9,060	82,556	811.21	10,090	245,138	95.88
GERMANY, FED. REP. OF	13,008	8,136	-37.45	38,050	21,050	-80.76
AUSTRIA	100	0	-100.00	300	0	--
BELGIUM	42,822	60,435	41.13	115,496	169,959	32.04
SWITZERLAND	1,000	0	-100.00	168	0	--
DENMARK	0	7,794	--	0	26,986	100.00
NORWAY	90	699	676.67	225	339	33.63
ITALY	680,134	1,453,331	113.68	1,425,884	3,185,697	55.24
SPAIN	262,419	122,606	-53.28	658,443	266,710	-146.88
PORTUGAL	194,563	155,241	-20.21	498,241	457,537	-8.90
GREECE	19,997	24,000	20.02	67,680	69,600	2.76
LATVIA	756	1,713	126.59	3,651	7,560	51.71
CROATIA	0	40,025	--	0	123,030	100.00
RUSSIA FEDERATION	0	24,000	--	0	9,600	100.00
-BEKICOT	685,868	482,970	-29.58	1,197,006	751,639	-59.25
JAPAN	0	1,500	--	0	4,000	100.00
HONG KONG	43,791	22,991	-47.50	78,214	30,690	-154.85

TABEL 5. PERKEMBANGAN EKSPOR INDONESIA MENURUT KOMODITI DAN NEGARA TUJUAN

JENIS BARANG	BERAT BERSIH (KG)		PERUB	NILAI FOB (US \$)		PERUB
	JAN-MAR 2006	JAN-MAR 2007	%	JAN-MAR 2006	JAN-MAR 2007	%
(1)	(2)	(3)	(4)	(5)	(6)	(7)
KOREA, REPUBLIC OF	11,000	9,148	-16.84	27,875	25,051	-11.27
TAIWAN	343,438	318,521	-7.26	416,359	363,783	-14.45
CHINA	37,650	19,235	-48.91	20,708	49,105	57.83
THAILAND	162	0	-100.00	324	0	--
SINGAPORE	39,969	55,239	38.20	96,658	196,751	50.87
MALAYSIA	3,614	26,579	635.45	1,572	14,528	89.18
SOUTH AFRICA	60,552	0	-100.00	147,650	0	--
CANADA	29,759	29,757	-0.01	69,987	67,731	-3.33
UNITED KINGDOM	563	0	-100.00	1,156	0	--
FRANCE	95,074	0	-100.00	293,919	0	--
BELGIUM	19,998	0	-100.00	41,900	0	--
NORWAY	42	0	-100.00	143	0	--
SWEDEN	51	0	-100.00	95	0	--
PORTUGAL	13	0	-100.00	33	0	--
GREECE	6	0	-100.00	16	0	--
HUNGARY	40	0	-100.00	82	0	--
POLAND	68	0	-100.00	146	0	--
LITHUANIA	12	0	-100.00	38	0	--
RUSSIA FEDERATION	66	0	-100.00	131	0	--
-IKAN LAINNYA	83,099,590	53,830,710	-35.22	47,067,077	61,107,419	22.98
JAPAN	1,437,148	2,498,314	73.84	3,116,235	9,971,697	68.75
HONG KONG	2,245,573	3,871,512	72.41	7,256,536	10,519,519	31.02
KOREA, REPUBLIC OF	3,134,468	1,893,227	-39.60	2,808,543	2,499,604	-12.36
TAIWAN	7,838,754	1,513,800	-80.69	5,495,768	2,293,099	-139.67
CHINA	3,811,912	4,700,833	23.32	2,378,284	2,674,623	11.08
MACAU	60	349	481.67	1,500	3,600	58.33
THAILAND	41,451,076	20,139,531	-51.41	4,052,609	6,753,961	40.00
SINGAPORE	11,574,548	7,178,095	-37.98	8,224,015	9,628,794	14.59
PHILIPPINES	1,864,903	50,948	-97.27	587,982	462,750	-27.06
MALAYSIA	5,783,693	7,316,277	26.50	4,298,935	5,386,287	20.19
BRUNEI DARUSSALAM	0	15	--	0	1,920	100.00
VIET NAM	639,925	922,507	44.16	989,535	1,441,402	31.35
SRI LANKA	25	16,542	66,068.00	1,600	18,325	91.27
IRAN (ISLAMIC REPUBLIC OF)	360	0	-100.00	414	0	--
SAUDI ARABIA	415	2,250	442.17	7,602	9,621	20.99
KUWAIT	625	1,502	140.32	1,216	3,036	59.95
JORDAN	2,155	11,302	424.45	39,736	17,538	-126.57
LEBANON	114,178	70,818	-37.98	84,863	69,881	-21.44
YEMEN	15	0	-100.00	1,508	0	--
OMAN	0	26,000	--	0	20,800	100.00
SYRIA ARAB REPUBLIC	1,594	3,869	142.72	10,957	6,903	-58.73
TURKEY	0	474	--	0	1,015	100.00
UNITED ARAB EMIRATES	25,456	147,003	477.48	16,353	178,662	90.85
QATAR	0	250	--	0	3,000	100.00
BAHRAIN	705	150	-78.72	2,192	450	-387.11
CYPRUS	1,128	287	-74.56	3,850	3,298	-16.74
EGYPT	34	24,460	71,841.18	27	20,061	99.87
ALGERIA	0	25,389	--	0	41,723	100.00
KENYA	26,500	0	-100.00	7,950	0	--
REUNION	12,000	24,000	100.00	55,800	120,000	53.50
MOZAMBIQUE	0	88,048	--	0	109,980	100.00
GHANA	73,000	189,000	158.90	60,000	152,100	60.55
CONGO	0	16,188	--	0	18,175	100.00
SEYCHELLES	12,506	0	-100.00	7,086	0	--
SAINT HELENA	2,000	0	-100.00	920	0	--
SOUTH AFRICA	149	77,263	51,754.36	1,600	66,946	97.61
MAURITIUS	0	94,067	--	0	125,688	100.00
AUSTRALIA	229,007	780,893	240.99	573,925	1,424,156	59.70
NEW ZEALAND	924	711	-23.05	4,155	2,706	-53.55
SAMOA	0	70,962	--	0	72,776	100.00
EAST TIMOR	30	124	313.33	2,350	780	-201.28
UNITED STATES	1,051,637	1,006,334	-4.31	3,347,701	3,601,108	7.04
CANADA	15,132	18,860	24.64	54,417	60,029	9.35
PANAMA	567,000	109,180	-80.74	472,740	175,172	-169.87
VENEZUELA	0	309	--	0	175	100.00
ARGENTINA	0	19,143	--	0	102,337	100.00
BRAZIL	608	799	31.41	462	533	13.32
URUGUAY	0	46,920	--	0	53,020	100.00
PERU	0	523	--	0	2,792	100.00
PUERTO RICO	32,491	155,333	378.08	112,409	750,126	85.01
DOMINICAN REPUBLIC	21,245	59,347	179.35	66,673	235,810	71.73
MARTINIQUE	12,903	0	-100.00	34,904	0	--
NETHERLANDS ANTILLES	1,856	0	-100.00	18,990	0	--
UNITED KINGDOM	302,814	131,809	-56.47	566,339	372,014	-52.24
NETHERLANDS	204,761	60,607	-70.40	547,733	109,431	-400.53
FRANCE	43,934	60,367	37.40	154,973	175,106	11.50
GERMANY, FED. REP. OF	54,518	20,032	-63.26	208,391	98,851	-110.81

TABEL 5. PERKEMBANGAN EKSPOR INDONESIA MENURUT KOMODITI DAN NEGARA TUJUAN

JENIS BARANG	BERAT BERSIH (KG)		PERUB	NILAI FOB (US \$)		PERUB
	JAN-MAR 2006	JAN-MAR 2007	%	JAN-MAR 2006	JAN-MAR 2007	%
(1)	(2)	(3)	(4)	(5)	(6)	(7)
AUSTRIA	2,767	3,236	16.95	17,347	17,742	2.23
BELGIUM	104,047	47,787	-54.07	313,109	178,666	-75.25
SWITZERLAND	2,174	2,477	13.94	6,311	7,823	19.33
DENMARK	5,025	5,484	9.13	35,646	15,870	-124.61
NORWAY	802	450	-43.89	5,903	2,444	-141.53
SWEDEN	1,984	3,780	90.52	21,440	32,524	34.08
FINLAND	0	127	--	0	176	100.00
ITALY	224,275	80,268	-64.21	501,243	312,700	-60.30
SPAIN	75,402	8,092	-89.27	162,804	24,192	-572.97
PORTUGAL	11,526	12,988	12.68	33,015	39,199	15.78
GREECE	946	2,708	186.26	4,029	9,194	56.18
HUNGARY	2,697	3,245	20.32	5,308	10,193	47.93
POLAND	49,810	7,861	-84.22	180,462	39,011	-362.59
BULGARIA	160	0	-100.00	1,000	0	--
UKRAINE	206	24,773	11,925.73	272	34,835	99.22
LITHUANIA	195	21,394	10,871.28	732	269,784	99.73
ESTONIA	18,124	72,366	299.28	64,150	84,425	24.02
GEORGIA	500	0	-100.00	3,731	0	--
CROATIA	0	111	--	0	151	100.00
MALTA	478	200	-58.16	1,591	1,960	18.83
CZECH REPUBLIC	1,791	5,185	189.50	14,461	32,127	54.99
RUSSIA FEDERATION	2,916	81,655	2,700.24	14,745	133,023	88.92
-BIJI BUNGA	31,527	13,416	-57.45	657,335	393,614	-67.00
TAIWAN	28,360	0	-100.00	20,860	0	--
SINGAPORE	166	51	-69.28	295,021	134,539	-119.28
MALAYSIA	2,833	0	-100.00	6,075	0	--
INDIA	0	13,000	--	0	10,400	100.00
AUSTRALIA	0	245	--	0	582	100.00
UNITED KINGDOM	22	4	-81.82	59,460	8,837	-572.85
NETHERLANDS	104	73	-29.81	251,117	195,584	-28.39
FRANCE	40	36	-10.00	14,580	18,869	22.73
DENMARK	2	7	250.00	10,222	24,803	58.79
-BIJI KAPAS	202,254	8,341,486	4,024.26	27,842	2,148,987	98.70
JAPAN	0	225,000	--	0	40,125	100.00
TAIWAN	202,254	52,500	-74.04	27,842	8,495	-227.75
MALAYSIA	0	8,063,986	--	0	2,100,367	100.00
-BIJI LAINNYA	49,745,899	11,998,883	-75.88	9,346,037	5,992,224	-55.97
JAPAN	105,341	445,505	322.92	144,525	590,913	75.54
HONG KONG	61,941	54,900	-11.37	50,562	102,423	50.63
KOREA, REPUBLIC OF	11,261	40,295	257.83	29,371	23,003	-27.68
TAIWAN	286,660	0	-100.00	145,278	0	--
CHINA	259,650	2,000	-99.23	335,800	198,400	-69.25
THAILAND	19,896,940	24,286	-99.88	542,353	236,642	-129.19
SINGAPORE	194,903	206,459	5.93	268,870	162,282	-65.68
PHILIPPINES	34,440	92,342	168.12	16,034	35,240	54.50
MALAYSIA	27,636,512	7,376,076	-73.31	6,601,430	2,105,109	-213.59
BRUNEI DARUSSALAM	81,712	4,786	-94.14	71,988	7,977	-802.44
VIET NAM	840,849	809,999	-3.67	690,188	577,438	-19.53
MALDIVES	43	0	-100.00	240	0	--
INDIA	147,805	411,870	178.66	97,615	341,637	71.43
PAKISTAN	295	690	133.90	715	1,150	37.83
SAUDI ARABIA	2,615	0	-100.00	1,679	0	--
JORDAN	96,865	0	-100.00	154,602	0	--
UNITED ARAB EMIRATES	10,597	150	-98.58	9,500	1,300	-630.77
MAURITIUS	632	0	-100.00	12,125	0	--
AUSTRALIA	15,175	14,300	-5.77	25,964	30,605	15.16
VANUATU	268	0	-100.00	149	0	--
EAST TIMOR	160	0	-100.00	1,500	0	--
UNITED STATES	20,848	18,550	-11.02	63,766	102,225	37.62
CANADA	404	0	-100.00	105	0	--
UNITED KINGDOM	0	17	--	0	17	100.00
NETHERLANDS	12,044	1,496,658	12,326.59	29,533	711,413	95.85
FRANCE	325	0	-100.00	306	0	--
GERMANY, FED. REP. OF	2,521	1,000,000	39,566.80	10,058	764,450	98.68
BELGIUM	17,000	0	-100.00	31,110	0	--
ITALY	1	0	-100.00	7	0	--
SPAIN	5	0	-100.00	12	0	--
PORTUGAL	8,087	0	-100.00	10,652	0	--
BULU BEBEK	62,459	88,987	42.47	59,024	69,870	15.52
KOREA, REPUBLIC OF	0	65	--	0	1,349	100.00
TAIWAN	61,154	88,500	44.72	53,135	57,600	7.75
VIET NAM	0	422	--	0	10,921	100.00
GUAM	28	0	-100.00	85	0	--
SPAIN	149	0	-100.00	871	0	--

TABEL 5. PERKEMBANGAN EKSPOR INDONESIA MENURUT KOMODITI DAN NEGARA TUJUAN

JENIS BARANG	BERAT BERSIH (KG)		PERUB	NILAI FOB (US \$)		PERUB
	JAN-MAR 2006	JAN-MAR 2007	%	JAN-MAR 2006	JAN-MAR 2007	%
	(1)	(2)	(3)	(4)	(5)	(6)
RUSSIA FEDERATION	1,128	0	-100.00	4,933	0	--
DAMAR DAN GETAH DAMAR	6,041,214	11,259,877	86.38	3,810,787	8,392,743	54.59
JAPAN	328,800	129,867	-60.50	220,525	105,627	-108.78
KOREA, REPUBLIC OF	191,999	476,400	148.13	104,026	353,928	70.61
TAIWAN	363,321	96,000	-73.58	249,071	72,576	-243.19
CHINA	18,000	19,200	6.67	16,767	13,920	-20.45
THAILAND	116,800	484,010	314.39	79,086	389,892	79.72
PHILIPPINES	38,400	153,600	300.00	20,736	110,592	81.25
MALAYSIA	53,400	115,200	115.73	49,230	83,232	40.85
INDIA	1,132,299	2,912,000	157.18	742,808	2,130,240	65.13
PAKISTAN	692,000	806,400	16.53	391,702	580,608	32.54
BANGLADESH	115,200	192,000	66.67	62,208	141,696	56.10
SRI LANKA	15,000	0	-100.00	8,400	0	--
TURKEY	115,200	192,000	66.67	64,051	144,480	55.67
SOUTH AFRICA	38,400	0	-100.00	35,770	0	--
COLOMBIA	211,200	153,600	-27.27	137,462	115,200	-19.32
ECUADOR	19,200	0	-100.00	10,656	0	--
NETHERLANDS	979,198	1,152,000	17.65	598,146	858,336	30.31
FRANCE	96,000	384,000	300.00	51,840	277,440	81.31
GERMANY, FED. REP. OF	441,599	1,574,400	256.52	310,435	1,175,424	73.59
BELGIUM	172,800	864,000	400.00	93,312	674,880	86.17
ITALY	307,199	921,600	200.00	198,222	699,840	71.68
SPAIN	134,400	403,200	200.00	72,576	292,800	75.21
PORTUGAL	211,199	19,200	-90.91	158,974	13,824	-1,049.99
POLAND	249,600	0	-100.00	134,784	0	--
UKRAINE	0	38,400	--	0	32,448	100.00
RUSSIA FEDERATION	0	172,800	--	0	125,760	100.00
KOPAL DAN LAIN-LAIN	6,933,419	8,144,357	17.47	4,891,623	5,975,533	18.14
JAPAN	507,231	56,000	-88.96	585,447	62,055	-843.43
HONG KONG	27,346	16,253	-40.57	190,452	41,728	-356.41
KOREA, REPUBLIC OF	44,000	35,000	-20.45	49,230	41,060	-19.90
TAIWAN	219,188	43,450	-80.18	107,485	37,150	-189.33
CHINA	161,047	141,500	-12.14	110,861	128,040	13.42
THAILAND	77,451	70,385	-9.12	71,012	71,359	0.49
SINGAPORE	582,298	617,357	6.02	591,557	682,807	13.36
PHILIPPINES	19,200	19,000	-1.04	21,430	12,541	-70.88
MALAYSIA	117,421	158,912	35.34	109,705	120,234	8.76
VIET NAM	48,933	12,000	-75.48	40,216	13,150	-205.83
INDIA	2,981,651	4,007,903	34.42	1,817,222	2,551,584	28.78
PAKISTAN	341,365	411,575	20.57	163,829	296,167	44.68
BANGLADESH	791,580	591,400	-25.29	132,856	234,096	43.25
SRI LANKA	129,599	122,220	-5.69	48,590	58,063	16.32
IRAN (ISLAMIC REPUBLIC OF)	38,400	19,200	-50.00	35,770	14,976	-138.85
SAUDI ARABIA	82,250	59,000	-28.27	39,465	29,075	-35.74
YEMEN	0	20,040	--	0	8,319	100.00
SYRIA ARAB REPUBLIC	48,500	0	-100.00	49,953	0	--
TURKEY	0	19,200	--	0	13,824	100.00
UNITED ARAB EMIRATES	106,193	191,565	80.39	50,725	96,640	47.51
EGYPT	18,000	0	-100.00	200	0	--
TUNISIA	0	40,500	--	0	16,638	100.00
ALGERIA	52,800	0	-100.00	49,620	0	--
NIGERIA	18,000	0	-100.00	15,300	0	--
BENIN	20,800	0	-100.00	8,980	0	--
FIJI	0	6	--	0	168	100.00
UNITED STATES	35,000	34,825	-0.50	45,695	33,734	-35.46
CANADA	21,880	68	-99.69	6,000	1,385	-333.21
MEXICO	0	60,000	--	0	46,800	100.00
BRAZIL	900	0	-100.00	7,600	0	--
COLOMBIA	0	57,600	--	0	44,928	100.00
UNITED KINGDOM	13,724	38,999	184.17	13,737	124,611	88.98
NETHERLANDS	12,500	0	-100.00	9,375	0	--
FRANCE	34,887	62,997	80.57	51,981	70,492	26.26
GERMANY, FED. REP. OF	286,875	571,335	99.16	225,848	395,940	42.96
AUSTRIA	0	3	--	0	29	100.00
IRELAND	0	10	--	0	42	100.00
ITALY	78,400	484,404	517.86	220,682	591,395	62.68
SPAIN	16,000	0	-100.00	20,800	0	--
POLAND	0	162,450	--	0	122,103	100.00
RUSSIA FEDERATION	0	19,200	--	0	14,400	100.00
SAYUR-SAYURAN	16,154,758	14,038,064	-13.10	5,884,714	6,240,299	5.70
JAPAN	975,510	1,126,730	15.50	1,035,277	1,129,142	8.31
HONG KONG	4,467	23,303	421.67	13,142	43,880	70.05
KOREA, REPUBLIC OF	1,418	9,621	578.49	81,249	52,253	-55.49
TAIWAN	123,032	1,076,695	775.13	28,881	413,704	93.02
THAILAND	47,309	66,171	39.87	32,536	39,050	16.68

TABEL 5. PERKEMBANGAN EKSPOR INDONESIA MENURUT KOMODITI DAN NEGARA TUJUAN

JENIS BARANG	BERAT BERSIH (KG)		PERUB	NILAI FOB (US \$)		PERUB
	JAN-MAR 2006	JAN-MAR 2007	%	JAN-MAR 2006	JAN-MAR 2007	%
(1)	(2)	(3)	(4)	(5)	(6)	(7)
SINGAPORE	5,993,653	3,827,648	-36.14	1,701,830	1,354,351	-25.66
PHILIPPINES	852,120	2,535,347	197.53	309,508	1,237,047	74.98
MALAYSIA	7,172,161	4,699,008	-34.48	2,057,000	1,365,565	-50.63
BRUNEI DARUSSALAM	12,298	18,530	50.67	36,965	36,877	-0.24
VIET NAM	0	5,056	--	0	5,950	100.00
INDIA	239,741	449,803	87.62	112,002	207,810	46.10
PAKISTAN	334,856	0	-100.00	134,142	0	--
SRI LANKA	0	218	--	0	1,089	100.00
SAUDI ARABIA	36,153	60,126	66.31	32,321	63,654	49.22
KUWAIT	1,572	0	-100.00	2,147	0	--
UNITED ARAB EMIRATES	36,929	12,012	-67.47	19,453	16,658	-16.78
QATAR	0	13,192	--	0	18,027	100.00
AUSTRALIA	2,449	1,442	-41.12	4,582	4,271	-7.28
CHRISTMAS ISLANDS	1,379	0	-100.00	2,930	0	--
EAST TIMOR	5,942	0	-100.00	729	0	--
UNITED STATES	141,175	63,282	-55.17	155,445	88,624	-75.40
NETHERLANDS	139,764	15,001	-89.27	101,099	34,223	-195.41
FRANCE	32,680	1,610	-95.07	22,571	424	-5,223.35
GERMANY, FED. REP. OF	150	0	-100.00	905	0	--
BELGIUM	0	33,219	--	0	127,650	100.00
DENMARK	0	50	--	0	50	100.00
BUAH-BUAHAN	51,449,577	53,967,543	4.89	23,881,029	30,775,274	22.40
JAPAN	15,835	82,117	418.58	7,788	65,117	88.04
HONG KONG	743,831	2,805,468	277.16	578,135	1,453,415	60.22
KOREA, REPUBLIC OF	36,032	205,540	470.44	35,765	182,216	80.37
TAIWAN	55,063	7,421	-86.52	17,951	4,578	-292.11
CHINA	1,733,800	3,241,199	86.94	1,043,496	1,688,656	38.21
THAILAND	39,462	0	-100.00	28,041	0	--
SINGAPORE	1,425,118	1,488,025	4.41	574,019	971,487	40.91
PHILIPPINES	81,706	34,000	-58.39	6,298	9,084	30.67
MALAYSIA	871,987	2,002,780	129.68	278,007	799,790	65.24
BRUNEI DARUSSALAM	1,329	4,800	261.17	3,978	11,148	64.32
NEPAL	2,470,666	3,075,924	24.50	967,477	1,150,564	15.91
VIET NAM	107,730	339,682	215.31	84,268	220,361	61.76
INDIA	25,195,938	24,960,216	-0.94	10,981,355	13,018,697	15.65
PAKISTAN	14,786,530	14,392,220	-2.67	7,429,935	9,997,681	25.68
BANGLADESH	1,636,703	580,570	-64.53	782,149	314,806	-148.45
SRI LANKA	18,005	0	-100.00	6,383	0	--
IRAN (ISLAMIC REPUBLIC OF)	1,561,560	0	-100.00	498,994	0	--
SAUDI ARABIA	178,707	179,541	0.47	119,176	89,754	-32.78
KUWAIT	15,800	22,104	39.90	19,585	14,973	-30.80
UNITED ARAB EMIRATES	393,577	415,161	5.48	306,014	301,422	-1.52
QATAR	5,804	2,455	-57.70	4,526	2,632	-71.96
BAHRAIN	0	3,893	--	0	2,831	100.00
SOUTH AFRICA	0	16,200	--	0	16,686	100.00
AUSTRALIA	254	0	-100.00	152	0	--
COOK ISLANDS	179	0	-100.00	353	0	--
UNITED STATES	24,199	33,211	37.24	18,507	378,846	95.11
SURINAME	0	65	--	0	591	100.00
NETHERLANDS	34,470	44,249	28.37	61,592	50,151	-22.81
FRANCE	14,720	21,839	48.36	25,429	25,133	-1.18
GERMANY, FED. REP. OF	0	8,416	--	0	4,208	100.00
BELGIUM	0	440	--	0	440	100.00
SWITZERLAND	0	7	--	0	7	100.00
SPAIN	572	0	-100.00	1,656	0	--
KULIT KERANG DAN LAIN-LAIN	1,419,620	1,898,119	33.71	647,072	693,671	6.72
JAPAN	146,706	90,198	-38.52	77,461	56,640	-36.76
HONG KONG	37,458	55,534	48.26	6,866	15,892	56.80
KOREA, REPUBLIC OF	8,300	89,175	974.40	37,695	67,672	44.30
TAIWAN	102	0	-100.00	523	0	--
CHINA	1,049,458	1,444,103	37.60	345,594	349,779	1.20
THAILAND	27,535	950	-96.55	83,581	13,220	-532.23
SINGAPORE	8,788	8,905	1.33	15,237	78,523	80.60
PHILIPPINES	23,000	10,395	-54.80	1,500	1,039	-44.37
MALAYSIA	599	0	-100.00	859	0	--
VIET NAM	88,443	129,250	46.14	44,433	63,670	30.21
INDIA	12,877	4,905	-61.91	1,788	2,462	27.38
PAKISTAN	5,005	0	-100.00	7,500	0	--
TURKEY	1,335	0	-100.00	4,245	0	--
CONGO	1	0	-100.00	39	0	--
SOUTH AFRICA	297	0	-100.00	594	0	--
AUSTRALIA	11	1,119	10,072.73	111	677	83.60
NEW ZEALAND	101	0	-100.00	290	0	--
UNITED STATES	36	3,918	10,783.33	82	4,863	98.31
CANADA	361	0	-100.00	1,290	0	--
BRAZIL	120	0	-100.00	189	0	--

TABEL 5. PERKEMBANGAN EKSPOR INDONESIA MENURUT KOMODITI DAN NEGARA TUJUAN

JENIS BARANG	BERAT BERSIH (KG)		PERUB	NILAI FOB (US \$)		PERUB
	JAN-MAR 2006	JAN-MAR 2007	%	JAN-MAR 2006	JAN-MAR 2007	%
(1)	(2)	(3)	(4)	(5)	(6)	(7)
UNITED KINGDOM	0	1,161	--	0	2,401	100.00
NETHERLANDS	0	311	--	0	132	100.00
GERMANY, FED. REP. OF	1	0	-100.00	14	0	--
SWEDEN	79	0	-100.00	449	0	--
IRELAND	8	0	-100.00	51	0	--
ITALY	8,583	57,982	575.54	14,539	36,517	60.19
SPAIN	212	213	0.47	1,443	184	-684.24
GREECE	20	0	-100.00	266	0	--
CROATIA	66	0	-100.00	213	0	--
SLOVENIA	118	0	-100.00	220	0	--
TANAMAN OBAT	1,259,347	3,092,266	145.55	1,336,290	2,363,630	43.46
JAPAN	15,632	23,314	49.14	77,473	105,679	26.69
HONG KONG	46,321	291,389	529.06	23,556	37,070	36.46
KOREA, REPUBLIC OF	12,068	24,490	102.93	17,365	34,135	49.13
TAIWAN	390,512	341,952	-12.43	133,062	264,716	49.73
CHINA	0	18,534	--	0	58,803	100.00
THAILAND	572	0	-100.00	5,490	0	--
SINGAPORE	410,713	967,404	135.54	519,356	800,280	35.10
MALAYSIA	21,677	24,625	13.60	12,296	19,730	37.68
VIET NAM	0	20,083	--	0	2,811	100.00
INDIA	41,115	62,015	50.83	78,123	149,241	47.65
PAKISTAN	0	13,000	--	0	5,200	100.00
SAUDI ARABIA	145,623	317,993	118.37	202,356	331,458	38.95
YEMEN	3,000	0	-100.00	900	0	--
UNITED ARAB EMIRATES	1,381	681,790	49,269.30	8,285	175,387	95.28
EGYPT	0	20,649	--	0	25,484	100.00
MOROCCO	0	2,176	--	0	5,550	100.00
SUDAN	38,000	15,000	-60.53	13,663	1,950	-600.67
GHANA	0	16,240	--	0	16,240	100.00
CAMEROON	0	42,000	--	0	43,900	100.00
BENIN	38,000	34,000	-10.53	7,600	6,800	-11.76
NIGER	0	36,000	--	0	7,200	100.00
CHAD	0	72,000	--	0	18,100	100.00
NEW CALEDONIA	47	0	-100.00	120	0	--
UNITED STATES	120	175	45.83	960	350	-174.29
CANADA	100	220	120.00	150	1,160	87.07
NETHERLANDS	6,679	0	-100.00	11,021	0	--
FRANCE	2,484	2,200	-11.43	68,400	69,784	1.98
GERMANY, FED. REP. OF	49,105	26,189	-46.67	78,574	51,586	-52.32
SWEDEN	19,000	0	-100.00	3,800	0	--
ITALY	0	14,064	--	0	21,140	100.00
SPAIN	0	7,000	--	0	15,629	100.00
RUSSIA FEDERATION	17,198	17,764	3.29	73,740	94,247	21.76
-GANGGANG LAUT	17,812,325	20,695,113	16.18	9,093,779	11,272,285	19.33
JAPAN	63,643	137,779	116.49	678,564	984,515	31.08
HONG KONG	3,921,593	2,821,929	-28.04	1,181,259	734,818	-60.76
KOREA, REPUBLIC OF	1,506,921	1,471,809	-2.33	855,050	847,842	-0.85
TAIWAN	47,069	125,000	165.57	12,131	51,401	76.40
CHINA	5,780,524	6,105,118	5.62	1,591,047	2,829,251	43.76
THAILAND	26,000	113,073	334.90	17,420	65,815	73.53
SINGAPORE	26,664	28,082	5.32	82,515	190,774	56.75
PHILIPPINES	1,247,676	2,265,858	81.61	549,622	1,372,287	59.95
MALAYSIA	123,047	237,850	93.30	87,055	450,323	80.67
VIET NAM	251,800	1,897,459	653.56	174,928	536,201	67.38
UNITED ARAB EMIRATES	137	0	-100.00	328	0	--
MOROCCO	0	129,000	--	0	42,450	100.00
TUNISIA	254,150	189,998	-25.24	149,965	73,200	-104.87
AUSTRALIA	105,000	82,000	-21.90	295,050	104,000	-183.70
UNITED STATES	1,204,612	1,504,459	24.89	914,006	908,378	-0.62
CANADA	220,500	0	-100.00	122,500	0	--
MEXICO	0	20,000	--	0	10,000	100.00
PANAMA	14,000	0	-100.00	9,100	0	--
CHILE	128,344	433,174	237.51	66,073	188,376	64.92
ARGENTINA	125,000	91,000	-27.20	43,750	54,280	19.40
BRAZIL	538,200	400,000	-25.68	311,844	200,000	-55.92
DOMINICAN REPUBLIC	0	20,000	--	0	10,000	100.00
UNITED KINGDOM	196,600	205,500	4.53	502,540	478,132	-5.10
NETHERLANDS	40,000	0	-100.00	148,000	0	--
FRANCE	108,000	890,000	724.07	70,200	330,000	78.73
GERMANY, FED. REP. OF	104,000	105,000	0.96	240,900	182,700	-31.86
BELGIUM	104,000	63,000	-39.42	204,300	98,280	-107.88
DENMARK	362,500	957,025	164.01	158,212	391,462	59.58
SPAIN	1,228,345	380,000	-69.06	563,790	123,100	-357.99
PORTUGAL	63,000	0	-100.00	630	0	--
LITHUANIA	21,000	21,000	0.00	63,000	14,700	-328.57

TABEL 5. PERKEMBANGAN EKSPOR INDONESIA MENURUT KOMODITI DAN NEGARA TUJUAN

JENIS BARANG	BERAT BERSIH (KG)		PERUB	NILAI FOB (US \$)		PERUB
	JAN-MAR 2006	JAN-MAR 2007	%	JAN-MAR 2006	JAN-MAR 2007	%
(1)	(2)	(3)	(4)	(5)	(6)	(7)
-LAINNYA	1,585,249	1,132,938	-28.53	763,701	1,165,661	34.48
JAPAN	16,147	10,096	-37.47	7,761	41,793	81.43
HONG KONG	0	675	--	0	1,926	100.00
KOREA, REPUBLIC OF	34,862	17,969	-48.46	13,214	2,225	-493.89
TAIWAN	1,062,013	418,395	-60.60	420,274	155,595	-170.11
CHINA	1	229,653	22,965,200.00	5	19,635	99.97
THAILAND	3,896	0	-100.00	1,238	0	--
SINGAPORE	10,755	335,473	3,019.23	1,451	696,766	99.79
MALAYSIA	77,633	16,787	-78.38	27,652	7,803	-254.38
MALDIVES	135	0	-100.00	196	0	--
INDIA	0	12,500	--	0	600	100.00
SAUDI ARABIA	65,649	0	-100.00	18,008	0	--
OMAN	250	0	-100.00	606	0	--
TURKEY	4,950	0	-100.00	1,672	0	--
BAHRAIN	30,000	0	-100.00	2,421	0	--
SOUTH AFRICA	24	0	-100.00	39	0	--
MAURITIUS	12,058	0	-100.00	1,865	0	--
AUSTRALIA	56,339	20,022	-64.46	54,559	16,670	-227.29
NEW ZEALAND	403	0	-100.00	1,002	0	--
GUAM	413	0	-100.00	1,950	0	--
NEW CALEDONIA	88	0	-100.00	911	0	--
NORTHERN MARIANA ISLANDS	143	0	-100.00	233	0	--
MARSHALL ISLANDS	338	0	-100.00	23	0	--
UNITED STATES	45,547	39,577	-13.11	108,692	119,419	8.98
CANADA	6,621	2,957	-55.34	9,114	9,454	3.60
VENEZUELA	0	699	--	0	7,566	100.00
ARGENTINA	0	19	--	0	24	100.00
COSTA RICA	22	0	-100.00	15	0	--
UNITED KINGDOM	4,550	10,394	128.44	5,034	37,995	86.75
NETHERLANDS	726	7,300	905.51	1,130	14,166	92.02
FRANCE	2,405	4	-99.83	862	12	-7,083.33
GERMANY, FED. REP. OF	2,500	684	-72.64	3,102	2,825	-9.81
BELGIUM	68,545	0	-100.00	5,719	0	--
DENMARK	5,641	0	-100.00	3,597	0	--
FINLAND	750	0	-100.00	348	0	--
ITALY	9,295	1,647	-82.28	16,756	12,870	-30.19
SPAIN	448	2,634	487.95	777	12,396	93.73
GREECE	48,798	0	-100.00	38,644	0	--
HUNGARY	0	4,800	--	0	4,580	100.00
POLAND	10,976	0	-100.00	10,230	0	--
ROMANIA	0	653	--	0	1,341	100.00
CROATIA	33	0	-100.00	507	0	--
SLOVENIA	40	0	-100.00	55	0	--
CZECH REPUBLIC	2,255	0	-100.00	4,039	0	--
-MUTIARA	310	365	17.74	2,002,864	2,574,653	22.21
JAPAN	143	188	31.47	706,277	1,650,062	57.20
HONG KONG	11	10	-9.09	48,354	117,689	58.91
KOREA, REPUBLIC OF	3	0	-100.00	44,373	0	--
THAILAND	1	5	400.00	14	4,417	99.68
SINGAPORE	44	15	-65.91	22,037	74,077	70.25
AUSTRALIA	76	147	93.42	1,181,196	728,408	-62.16
UNITED STATES	32	0	-100.00	613	0	--
-LAINNYA	41,854,758	51,312,111	22.60	20,581,337	33,824,665	39.15
JAPAN	2,881,785	2,114,716	-26.62	2,691,945	2,173,041	-23.88
HONG KONG	943,962	934,078	-1.05	913,160	674,524	-35.38
KOREA, REPUBLIC OF	2,652,914	880,494	-66.81	967,942	619,065	-56.36
TAIWAN	790,654	1,179,747	49.21	360,080	673,985	46.57
CHINA	1,349,894	886,930	-34.30	375,735	766,030	50.95
THAILAND	122,191	10,691,578	8,649.89	149,354	399,767	62.64
SINGAPORE	4,652,949	12,818,259	175.49	4,368,762	13,346,273	67.27
PHILIPPINES	7,511,663	2,780,500	-62.98	932,542	864,025	-7.93
MALAYSIA	11,874,973	7,452,461	-37.24	2,877,861	5,448,589	47.18
MYANMAR (FORM. BURMA)	0	36,000	--	0	22,398	100.00
BRUNEI DARUSSALAM	252	0	-100.00	304	0	--
NEPAL	50,000	0	-100.00	72,771	0	--
VIET NAM	508,038	487,301	-4.08	104,600	365,489	71.38
MALDIVES	20,005	10,043	-49.80	14,435	5,311	-171.79
INDIA	1,602,405	1,806,609	12.74	1,516,729	2,568,692	40.95
PAKISTAN	4,756,201	6,077,390	27.78	729,501	904,290	19.33
BANGLADESH	96,000	114,500	19.27	92,390	97,355	5.10
SRI LANKA	20,000	233,855	1,069.28	6,598	332,758	98.02
IRAQ	0	110,880	--	0	38,376	100.00
IRAN (ISLAMIC REPUBLIC OF)	136	0	-100.00	201	0	--
SAUDI ARABIA	5,950	39,700	567.23	13,183	30,875	57.30
KUWAIT	25,207	27,859	10.52	13,193	10,772	-22.47
JORDAN	8,625	0	-100.00	4,140	0	--

TABEL 5. PERKEMBANGAN EKSPOR INDONESIA MENURUT KOMODITI DAN NEGARA TUJUAN

JENIS BARANG	BERAT BERSIH (KG)		PERUB	NILAI FOB (US \$)		PERUB
	JAN-MAR 2006	JAN-MAR 2007	%	JAN-MAR 2006	JAN-MAR 2007	%
(1)	(2)	(3)	(4)	(5)	(6)	(7)
YEMEN	6,814	32	-99.53	4,310	1,597	-169.88
OMAN	0	10,000	--	0	5,350	100.00
TURKEY	17,615	782	-95.56	10,838	1,053	-929.25
UNITED ARAB EMIRATES	3,312	1,188	-64.13	6,669	2,558	-160.71
BAHRAIN	32	0	-100.00	117	0	--
CYPRUS	153	0	-100.00	750	0	--
EGYPT	0	85,000	--	0	51,680	100.00
MOROCCO	7,575	0	-100.00	7,575	0	--
TANZANIA, UNITED REPUBLIC OF	0	72,000	--	0	47,304	100.00
REUNION	0	206	--	0	333	100.00
MOZAMBIQUE	0	36,000	--	0	21,240	100.00
GHANA	0	38,000	--	0	22,040	100.00
LIBERIA	0	72,000	--	0	42,713	100.00
GUINEA	0	105,000	--	0	64,050	100.00
NIGERIA	75,000	9,424	-87.43	30,375	24,675	-23.10
SENEGAL	0	13	--	0	442	100.00
SOUTH AFRICA	3,611	230,079	6,271.61	5,757	118,347	95.14
MAURITIUS	193	19	-90.16	1,161	85	-1,265.88
AUSTRALIA	30,293	17,980	-40.65	110,213	105,288	-4.68
NEW ZEALAND	179	17,136	9,473.18	286	10,985	97.40
GUAM	25	0	-100.00	76	0	--
NEW CALEDONIA	0	26	--	0	147	100.00
VANUATU	535	0	-100.00	221	0	--
SAMOA	0	105	--	0	320	100.00
EAST TIMOR	1,110	1,805	62.61	1,808	2,782	35.01
UNITED STATES	841,657	180,980	-78.50	1,320,075	507,662	-160.03
CANADA	28,197	12,604	-55.30	138,568	127,728	-8.49
MEXICO	0	60	--	0	1,149	100.00
SURINAME	0	58	--	0	524	100.00
VENEZUELA	0	19,000	--	0	13,017	100.00
ARGENTINA	186	1,349	625.27	350	1,913	81.70
BRAZIL	1,268	0	-100.00	1,499	0	--
COLOMBIA	2,000	2,000	0.00	10,000	10,000	0.00
PERU	0	31	--	0	168	100.00
BAHAMAS	4,038	0	-100.00	1,360	0	--
DOMINICAN REPUBLIC	4	0	-100.00	24	0	--
COSTA RICA	0	18,014	--	0	12,021	100.00
GRENADA	0	1,000	--	0	150	100.00
MARTINIQUE	1	17,998	1,799,700.00	3	12,438	99.98
NETHERLANDS ANTILLES	11,374	0	-100.00	3,970	0	--
UNITED KINGDOM	48,857	4,943	-89.88	93,314	19,680	-374.16
NETHERLANDS	178,107	308,024	72.94	746,861	725,948	-2.88
FRANCE	78,486	29,575	-62.32	429,713	32,607	-1,217.86
GERMANY, FED. REP. OF	343,546	144,637	-57.90	333,159	183,217	-81.84
AUSTRIA	498	340	-31.73	1,446	1,857	22.13
BELGIUM	18,697	160	-99.14	18,383	433	-4,145.50
SWITZERLAND	919	249	-72.91	7,040	118	-5,866.10
DENMARK	134,055	219,243	63.55	644,705	1,118,318	42.35
NORWAY	561	0	-100.00	3,356	0	--
SWEDEN	3,589	1,099	-69.38	6,271	1,881	-233.39
FINLAND	2,273	2,000	-12.01	22,973	28,309	18.85
ITALY	61,090	96,666	58.24	201,399	203,363	0.97
SPAIN	31,995	102,150	219.27	114,715	483,547	76.28
PORTUGAL	810	19,000	2,245.68	1,425	12,744	88.82
GREECE	8,554	330	-96.14	7,132	5,189	-37.44
HUNGARY	2,399	30	-98.75	31,210	1,073	-2,808.67
POLAND	3,568	353	-90.11	29,960	344	-8,609.30
BULGARIA	0	23,712	--	0	14,901	100.00
UKRAINE	589	0	-100.00	699	0	--
LITHUANIA	1,660	292	-82.41	4,906	170	-2,785.88
LATVIA	0	28,821	--	0	21,183	100.00
ESTONIA	15,995	676,222	4,127.71	11,084	400,640	97.23
MALTA	55	0	-100.00	189	0	--
SLOVENIA	0	18,000	--	0	11,700	100.00
CZECH REPUBLIC	2,067	1,311	-36.57	4,768	5,121	6.89
RUSSIA FEDERATION	7,412	2,165	-70.79	5,198	948	-448.31
-KAYU LAPIS	437,660,542	402,255,080	-8.09	284,238,390	364,939,248	22.11
JAPAN	181,173,662	180,591,512	-0.32	127,531,523	177,271,269	28.06
HONG KONG	5,701,722	4,436,761	-22.19	3,095,462	3,548,059	12.76
KOREA, REPUBLIC OF	24,824,156	29,894,925	20.43	13,818,091	22,709,924	39.15
TAIWAN	29,025,554	22,477,506	-22.56	13,830,954	13,401,161	-3.21
CHINA	39,753,456	23,664,073	-40.47	19,593,854	14,557,473	-34.60
THAILAND	1,434,854	273,262	-80.96	732,752	300,079	-144.19
SINGAPORE	5,695,828	4,013,889	-29.53	3,526,097	2,896,711	-21.73
PHILIPPINES	0	176,913	--	0	126,993	100.00
MALAYSIA	280,260	5,692,232	1,931.05	168,499	4,622,198	96.35
VIET NAM	34,718	344,864	893.33	21,251	235,596	90.98

TABEL 5. PERKEMBANGAN EKSPOR INDONESIA MENURUT KOMODITI DAN NEGARA TUJUAN

JENIS BARANG	BERAT BERSIH (KG)		PERUB	NILAI FOB (US \$)		PERUB
	JAN-MAR 2006	JAN-MAR 2007	%	JAN-MAR 2006	JAN-MAR 2007	%
(1)	(2)	(3)	(4)	(5)	(6)	(7)
INDIA	243,963	0	-100.00	165,555	0	--
SRI LANKA	14,000	0	-100.00	7,140	0	--
IRAN (ISLAMIC REPUBLIC OF)	319,237	25,245	-92.09	220,865	29,686	-644.00
SAUDI ARABIA	20,091,717	17,089,753	-14.94	13,956,659	14,355,613	2.78
KUWAIT	4,057,983	3,298,839	-18.71	2,789,443	3,299,650	15.46
JORDAN	7,669,354	4,317,577	-43.70	5,021,005	3,376,905	-48.69
LEBANON	1,211,983	0	-100.00	837,226	0	--
YEMEN	2,768,041	606,600	-78.09	1,355,280	424,628	-219.17
OMAN	80,296	91,055	13.40	83,379	107,102	22.15
SYRIA ARAB REPUBLIC	0	531,659	--	0	368,163	100.00
TURKEY	3,018,653	2,895,644	-4.07	1,635,913	1,907,522	14.24
UNITED ARAB EMIRATES	12,469,346	25,407,138	103.76	7,841,618	22,234,524	64.73
QATAR	2,035,741	3,392,549	66.65	1,226,746	3,090,420	60.30
BAHRAIN	645,704	1,055,960	63.54	329,604	834,021	60.48
EGYPT	3,343,319	813,172	-75.68	1,810,384	659,739	-174.41
LIBYAN ARAB JAMAHIRIYA	390,677	0	-100.00	177,222	0	--
ALGERIA	5,565,681	6,901,757	24.01	3,255,841	5,525,138	41.07
ANGOLA	27,916	158,375	467.33	13,168	102,141	87.11
SOUTH AFRICA	45,096	21,111	-53.19	25,542	28,686	10.96
MAURITIUS	38,074	0	-100.00	26,353	0	--
AUSTRALIA	5,794,506	5,963,326	2.91	4,791,767	7,785,646	38.45
NEW ZEALAND	31,023	151,160	387.25	38,575	158,753	75.70
UNITED STATES	45,444,298	31,428,899	-30.84	32,342,210	31,489,849	-2.71
CANADA	1,596,272	1,286,637	-19.40	1,092,506	1,343,131	18.66
MEXICO	2,379,856	1,047,481	-55.99	1,567,006	1,019,277	-53.74
GUATEMALA	19,840	0	-100.00	24,800	0	--
NICARAGUA	0	66,707	--	0	88,917	100.00
BRAZIL	162,608	0	-100.00	105,383	0	--
TRINIDAD AND TOBAGO	76,211	0	-100.00	56,089	0	--
JAMAICA	75,544	24,939	-66.99	57,895	25,050	-131.12
PUERTO RICO	74,147	48,836	-34.14	67,748	56,997	-18.86
COSTA RICA	0	22,693	--	0	67,179	100.00
UNITED KINGDOM	6,962,403	4,126,068	-40.74	4,338,892	4,346,769	0.18
NETHERLANDS	6,486,009	2,553,529	-60.63	4,912,567	3,369,875	-45.78
FRANCE	740,566	629,876	-14.95	518,686	641,394	19.13
GERMANY, FED. REP. OF	4,398,441	8,493,168	93.09	3,515,003	10,102,993	65.21
BELGIUM	8,374,986	6,550,944	-21.78	5,571,841	6,229,158	10.55
DENMARK	0	97,961	--	0	142,305	100.00
NORWAY	218,949	56,890	-74.02	176,258	81,518	-116.22
SWEDEN	128,440	143,080	11.40	90,141	148,056	39.12
FINLAND	0	10,029	--	0	11,018	100.00
ITALY	2,687,888	1,150,211	-57.21	1,835,593	1,493,699	-22.89
SPAIN	0	15,893	--	0	12,601	100.00
GREECE	0	21,816	--	0	23,199	100.00
ANDORRA	35,162	0	-100.00	23,106	0	--
POLAND	0	148,764	--	0	236,204	100.00
BULGARIA	0	18,000	--	0	25,891	100.00
UKRAINE	0	25,802	--	0	26,368	100.00
LATVIA	12,402	0	-100.00	14,898	0	--
-KAYU GERGAJIAN	99,544,497	94,307,738	-5.26	76,126,402	94,555,417	19.49
JAPAN	20,140,010	23,852,650	18.43	20,188,505	27,992,800	27.88
HONG KONG	502,413	322,081	-35.89	219,820	246,411	10.79
KOREA, REPUBLIC OF	11,543,595	9,690,497	-16.05	8,517,939	8,147,547	-4.55
TAIWAN	24,207,611	15,273,524	-36.91	11,569,720	8,858,837	-30.60
CHINA	10,454,454	10,000,875	-4.34	4,103,469	4,747,890	13.57
MACAU	7,234	0	-100.00	9,159	0	--
THAILAND	69,523	53,925	-22.44	77,719	56,877	-36.64
SINGAPORE	1,029,030	1,160,735	12.80	730,647	914,671	20.12
PHILIPPINES	16,379	0	-100.00	16,243	0	--
MALAYSIA	4,524,499	2,301,058	-49.14	2,357,063	1,587,750	-48.45
VIET NAM	1,021,331	3,857,700	277.71	305,253	1,734,268	82.40
INDIA	24,200	8,680	-64.13	10,230	15,592	34.39
SAUDI ARABIA	153,222	874,538	470.77	118,415	772,976	84.68
KUWAIT	165,197	726,042	339.50	102,123	642,179	84.10
JORDAN	553,930	686,201	23.88	431,497	675,810	36.15
LEBANON	305,444	0	-100.00	237,341	0	--
TURKEY	0	21,700	--	0	48,823	100.00
UNITED ARAB EMIRATES	41,646	81,448	95.57	49,327	82,181	39.98
QATAR	30,888	62,370	101.92	23,799	51,648	53.92
BAHRAIN	129,953	0	-100.00	71,934	0	--
EGYPT	2,061,461	488,290	-76.31	1,175,115	428,266	-174.39
LIBYAN ARAB JAMAHIRIYA	3,009	0	-100.00	18,393	0	--
ALGERIA	0	152,531	--	0	148,530	100.00
REUNION	0	9,537	--	0	13,003	100.00
SOUTH AFRICA	356,889	728,907	104.24	392,450	753,810	47.94
MAURITIUS	0	17,564	--	0	9,267	100.00
AUSTRALIA	686,586	1,212,891	76.66	691,984	1,307,061	47.06

TABEL 5. PERKEMBANGAN EKSPOR INDONESIA MENURUT KOMODITI DAN NEGARA TUJUAN

JENIS BARANG	BERAT BERSIH (KG)		PERUB	NILAI FOB (US \$)		PERUB
	JAN-MAR 2006	JAN-MAR 2007	%	JAN-MAR 2006	JAN-MAR 2007	%
(1)	(2)	(3)	(4)	(5)	(6)	(7)
NEW ZEALAND	14,200	112,631	693.18	5,668	64,713	91.24
NEW CALEDONIA	0	9,194	--	0	14,212	100.00
UNITED STATES	1,044,137	2,210,819	111.74	902,788	2,023,290	55.38
CANADA	148,790	95,531	-35.79	155,107	101,716	-52.49
MEXICO	0	896	--	0	861	100.00
GUATEMALA	102,185	0	-100.00	50,380	0	--
TRINIDAD AND TOBAGO	0	307,014	--	0	131,172	100.00
COSTA RICA	0	23,163	--	0	64,221	100.00
NETHERLANDS ANTILLES	48,964	6,251	-87.23	89,490	10,197	-777.61
GUADELOUPE	9,273	0	-100.00	15,078	0	--
UNITED KINGDOM	98,378	750,298	662.67	195,023	1,643,214	88.13
NETHERLANDS	4,384,738	6,127,526	39.75	5,409,851	9,131,459	40.76
FRANCE	322,374	728,225	125.89	397,960	1,121,282	64.51
GERMANY, FED. REP. OF	9,217,431	7,646,843	-17.04	10,738,860	13,198,508	18.64
BELGIUM	1,142,141	756,280	-33.78	1,347,204	1,147,568	-17.40
DENMARK	135,034	149,989	11.07	169,288	304,527	44.41
NORWAY	0	15,439	--	0	28,559	100.00
SWEDEN	0	20,588	--	0	48,193	100.00
FINLAND	0	57,071	--	0	73,413	100.00
IRELAND	14,500	0	-100.00	6,534	0	--
ITALY	3,509,449	2,402,979	-31.53	3,341,067	4,115,200	18.81
SPAIN	46,620	117,869	152.83	54,945	166,066	66.91
GREECE	114,105	151,237	32.54	148,068	273,577	45.88
POLAND	1,125,332	944,083	-16.11	1,661,551	1,522,722	-9.12
ROMANIA	0	32,824	--	0	53,851	100.00
AZERBAIJAN	0	2,190	--	0	3,113	100.00
UKRAINE	15,742	20,000	27.05	8,631	38,997	77.87
SLOVENIA	0	19,000	--	0	28,584	100.00
RUSSIA FEDERATION	22,600	16,054	-28.96	10,764	10,005	-7.59
-KAYU OLAHAN LAIN	517,965,347	471,865,748	-8.90	353,480,602	370,853,479	4.68
JAPAN	99,782,052	49,568,843	-50.32	43,438,930	40,798,093	-6.47
HONG KONG	10,138,646	6,919,503	-31.75	5,429,881	5,081,732	-6.85
KOREA, REPUBLIC OF	25,139,070	37,071,134	47.46	17,627,237	18,295,984	3.66
TAIWAN	24,499,532	25,238,636	3.02	8,657,588	8,252,139	-4.91
CHINA	130,361,753	142,979,511	9.68	34,747,507	27,029,606	-28.55
MACAU	0	37,215	--	0	48,925	100.00
PAPUA NEW GUINEA	0	103	--	0	1,320	100.00
THAILAND	583,507	808,669	38.59	415,749	545,713	23.82
SINGAPORE	9,044,560	7,569,372	-16.31	5,878,635	5,539,208	-6.13
PHILIPPINES	5,408,358	2,295,730	-57.55	1,414,086	464,944	-204.14
MALAYSIA	17,557,670	6,473,446	-63.13	5,567,156	3,896,971	-42.86
CAMBODIA	1,154	330	-71.40	900	4,400	79.55
BRUNEI DARUSSALAM	34,960	95,925	174.39	36,927	82,967	55.49
VIET NAM	7,273,144	7,459,612	2.56	2,079,826	2,513,245	17.25
MALDIVES	176,683	96,737	-45.25	332,068	246,565	-34.68
INDIA	6,166,939	1,855,477	-69.91	3,019,353	1,344,160	-124.63
PAKISTAN	445,402	478,703	7.48	466,434	323,099	-44.36
BANGLADESH	250	0	-100.00	132	0	--
SRI LANKA	178,468	25,446	-85.74	249,636	15,388	-1,522.28
IRAN (ISLAMIC REPUBLIC OF)	68,335	194,755	185.00	75,490	185,576	59.32
SAUDI ARABIA	11,690,331	5,901,790	-49.52	2,578,424	1,721,372	-49.79
KUWAIT	1,344,472	1,196,235	-11.03	370,454	634,078	41.58
JORDAN	117,918	149,745	26.99	90,338	114,564	21.15
LEBANON	61,820	39,076	-36.79	157,351	46,809	-236.16
YEMEN	1,006,004	498,398	-50.46	246,705	253,659	2.74
OMAN	18,300	18	-99.90	9,891	9	-109,800.00
TURKEY	977,675	1,525,542	56.04	1,079,960	1,990,167	45.74
UNITED ARAB EMIRATES	2,388,573	4,626,652	93.70	1,302,736	2,395,061	45.61
QATAR	253,279	583,328	130.31	160,034	226,256	29.27
BAHRAIN	44,778	222,509	396.92	33,780	116,346	70.97
CYPRUS	40,317	51,515	27.77	81,274	87,446	7.06
EGYPT	4,692,369	1,796,319	-61.72	763,433	820,946	7.01
LIBYAN ARAB JAMAHIRIYA	0	12,248	--	0	15,958	100.00
MOROCCO	18,578	24,220	30.37	47,407	30,467	-55.60
TUNISIA	4,709	128,541	2,629.69	35,146	54,224	35.18
ALGERIA	619,725	0	-100.00	191,613	0	--
SUDAN	21,515	0	-100.00	40,020	0	--
ERITREA	0	374	--	0	1,786	100.00
NAMIBIA	0	248	--	0	744	100.00
ETHIOPIA	0	10,450	--	0	35,030	100.00
TANZANIA, UNITED REPUBLIC OF	1,080	1,112	2.96	4,126	13,630	69.73
MADAGASCAR	9,483	94	-99.01	6,402	82	-7,707.32
SOMALIA	16,157	0	-100.00	50,505	0	--
KENYA	593	1,835	209.44	666	4,535	85.31
REUNION	107,763	152,855	41.84	129,401	204,417	36.70
MOZAMBIQUE	0	4,306	--	0	1,427	100.00
TOGO	8,400	9,240	10.00	14,280	17,160	16.78

TABEL 5. PERKEMBANGAN EKSPOR INDONESIA MENURUT KOMODITI DAN NEGARA TUJUAN

JENIS BARANG	BERAT BERSIH (KG)		PERUB	NILAI FOB (US \$)		PERUB
	JAN-MAR 2006	JAN-MAR 2007	%	JAN-MAR 2006	JAN-MAR 2007	%
(1)	(2)	(3)	(4)	(5)	(6)	(7)
CONGO	26	0	-100.00	472	0	--
NIGERIA	7,120	0	-100.00	12,936	0	--
COTE D'IVOIRE	0	477	--	0	495	100.00
SENEGAL	1,506	6,865	355.84	3,266	2,734	-19.46
U.S. VIRGIN ISLANDS	1,429	2,171	51.92	3,645	3,875	5.94
SEYHELLES	37,535	23,523	-37.33	77,328	80,961	4.49
SOUTH AFRICA	4,246,775	2,580,174	-39.24	4,065,022	2,579,518	-57.59
MAURITIUS	30,235	34,260	13.31	47,391	45,980	-3.07
VIRGIN ISLANDS (BRITISH)	18,000	0	-100.00	10,524	0	--
AUSTRALIA	24,183,996	35,655,659	47.43	25,337,073	39,874,693	36.46
NEW ZEALAND	3,637,110	4,562,052	25.43	3,265,285	4,729,723	30.96
GUAM	41,858	42,002	0.34	143,695	62,248	-130.84
PALAU	67	0	-100.00	488	0	--
NEW CALEDONIA	143,390	192,632	34.34	223,902	257,439	13.03
NORTHERN MARIANA ISLANDS	13,769	3,995	-70.99	22,109	16,617	-33.05
SAINT VINCENT AND THE GRENADINES	0	14,062	--	0	10,029	100.00
VANUATU	22,071	4,368	-80.21	15,500	3,159	-390.66
WALLIS AND FUTUNA ISLANDS	7,361	3,710	-49.60	10,187	7,080	-43.88
COOK ISLANDS	1,589	19,689	1,139.08	6,300	56,179	88.79
FIJI	16,856	17,156	1.78	39,923	24,408	-63.57
TONGA	0	371	--	0	458	100.00
CHRISTMAS ISLANDS	2,060	0	-100.00	5,669	0	--
EAST TIMOR	25,049	43,330	72.98	45,350	74,556	39.17
UNITED STATES	31,924,017	27,933,031	-12.50	63,939,181	59,009,747	-8.35
CANADA	2,396,189	2,087,395	-12.89	4,038,396	4,026,051	-0.31
MEXICO	337,793	569,911	68.72	867,852	1,522,358	42.99
HONDURAS	0	29,838	--	0	22,799	100.00
PANAMA	57,455	16,737	-70.87	52,870	33,780	-56.51
CUBA	58	0	-100.00	93	0	--
SURINAME	1,159	0	-100.00	5,468	0	--
CHILE	99,270	92,093	-7.23	165,117	182,508	9.53
VENEZUELA	16,693	20,360	21.97	18,209	53,728	66.11
ARGENTINA	35,406	50,920	43.82	43,970	89,159	50.68
BRAZIL	91,791	98,646	7.47	173,010	191,390	9.60
COLOMBIA	35,805	69,651	94.53	44,000	126,774	65.29
URUGUAY	708	0	-100.00	1,400	0	--
PERU	8	0	-100.00	236	0	--
TRINIDAD AND TOBAGO	41	253	517.07	60	535	88.79
BAHAMAS	9,282	15,372	65.61	5,086	22,321	77.21
JAMAICA	28,119	51,283	82.38	63,404	116,592	45.62
PUERTO RICO	63,206	3,400	-94.62	138,990	9,125	-1,423.18
BELIZE	4,364	9	-99.79	18,364	9	-203,944.44
DOMINICAN REPUBLIC	35,788	30,758	-14.05	34,271	58,350	41.27
EL SALVADOR	7,005	0	-100.00	14,478	0	--
COSTA RICA	32,117	51,553	60.52	27,411	38,523	28.85
BARBADOS	2,694	3,016	11.95	2,345	3,364	30.29
ANTIGUA AND BARBUDA	1,207	1,198	-0.75	812	2,338	65.27
ANGUILLA	0	3,453	--	0	14,371	100.00
ARUBA	2,977	16,551	455.96	4,681	25,081	81.34
BERMUDA	2,878	10,783	274.67	19,494	18,795	-3.72
CAYMAN ISLANDS	0	903	--	0	393	100.00
DOMINICA	0	1,053	--	0	2,036	100.00
FALKLAND ISLANDS (MALVINAS)	3,616	0	-100.00	13,475	0	--
FRENCH GUIANA	6,726	6,753	0.40	8,876	12,955	31.49
FRENCH POLYNESIA	213,049	111,585	-47.62	248,630	151,622	-63.98
GRENADA	0	95	--	0	152	100.00
MARTINIQUE	9,945	9,237	-7.12	33,974	20,086	-69.14
NETHERLANDS ANTILLES	20,962	61,012	191.06	29,896	176,490	83.06
NORFOLK ISLANDS	3,049	0	-100.00	4,229	0	--
SAINT LUCIA	1,825	447	-75.51	2,595	821	-216.08
TURKS AND CAICOS ISLANDS	155,747	187,872	20.63	150,881	145,442	-3.74
GUADELOUPE	32,669	18,817	-42.40	37,923	180,085	78.94
SAINT KITTS AND NEVIS	23	0	-100.00	41	0	--
UNITED KINGDOM	9,984,770	12,077,934	20.96	16,192,162	21,513,885	24.74
NETHERLANDS	25,082,067	27,770,372	10.72	26,520,295	34,779,504	23.75
FRANCE	7,460,133	6,323,761	-15.23	9,930,035	10,000,939	0.71
GERMANY, FED. REP. OF	14,826,027	13,301,483	-10.28	17,147,193	19,944,248	14.02
AUSTRIA	95,392	39,405	-58.69	253,449	140,244	-80.72
BELGIUM	12,067,462	10,553,802	-12.54	11,371,919	11,899,749	4.44
SWITZERLAND	82,254	143,855	74.89	217,431	230,766	5.78
LUXEMBOURG	0	45	--	0	101	100.00
DENMARK	2,341,136	1,985,694	-15.18	3,348,967	2,802,168	-19.51
NORWAY	1,909,565	1,522,639	-20.26	3,774,857	3,245,937	-16.29
SWEDEN	756,633	723,381	-4.39	1,377,439	1,383,135	0.41
FINLAND	688,016	1,065,787	54.91	867,946	1,609,044	46.06
IRELAND	1,008,212	873,139	-13.40	1,924,345	1,938,526	0.73
ITALY	5,581,578	4,834,630	-13.38	9,113,503	8,718,973	-4.52
SPAIN	2,609,792	2,817,115	7.94	4,737,478	5,055,158	6.28

TABEL 5. PERKEMBANGAN EKSPOR INDONESIA MENURUT KOMODITI DAN NEGARA TUJUAN

JENIS BARANG	BERAT BERSIH (KG)		PERUB	NILAI FOB (US \$)		PERUB
	JAN-MAR 2006	JAN-MAR 2007	%	JAN-MAR 2006	JAN-MAR 2007	%
(1)	(2)	(3)	(4)	(5)	(6)	(7)
PORTUGAL	620,166	885,229	42.74	1,134,931	1,686,404	32.70
ICELAND	22	26,199	118,986.36	48	54,605	99.91
MONTserrat	7,425	0	-100.00	28,463	0	--
GREECE	622,021	897,441	44.28	974,792	1,097,005	11.14
VATICAN CITY STATE (HOLY SEE)	0	1,461	--	0	1,250	100.00
HUNGARY	88,106	101,193	14.85	118,817	292,175	59.33
POLAND	2,048,520	3,447,486	68.29	2,031,496	3,976,487	48.91
ROMANIA	1,929	32,666	1,593.42	4,850	51,214	90.53
BULGARIA	66,785	100,023	49.77	88,015	260,771	66.25
YUGOSLAVIA	24,708	13,483	-45.43	25,167	17,958	-40.14
AZERBAIJAN	0	18,751	--	0	17,160	100.00
KAZAKHSTAN	33,997	134,578	295.85	40,994	194,250	78.90
UKRAINE	133,669	253,604	89.73	162,780	399,545	59.26
LITHUANIA	478,916	17,803	-96.28	500,597	73,778	-578.52
LATVIA	122,872	237,216	93.06	134,852	301,951	55.34
ESTONIA	18,974	44,274	133.34	21,262	50,821	58.16
GEORGIA	735	0	-100.00	3,470	0	--
CROATIA	171,228	128,667	-24.86	206,450	264,319	21.89
MALTA	21,933	45,935	109.43	23,341	65,590	64.41
SLOVAKIA	12,208	6,652	-45.51	13,084	18,606	29.68
SLOVENIA	122,579	31,801	-74.06	209,260	95,405	-119.34
CZECH REPUBLIC	93,305	103,014	10.41	99,752	383,800	74.01
RUSSIA FEDERATION	406,447	438,952	8.00	503,898	743,868	32.26
-TIMAH	31,872,487	17,021,245	-46.60	212,116,046	201,880,794	-5.07
JAPAN	2,525,160	133,850	-94.70	12,578,542	1,681,661	-647.98
HONG KONG	1,011,235	60,312	-94.04	6,931,699	553,853	-1,151.54
KOREA, REPUBLIC OF	193,985	214,320	10.48	1,357,128	2,551,072	46.80
TAIWAN	1,565,829	40,000	-97.45	4,802,145	473,200	-914.82
CHINA	411,377	45,997	-88.82	2,562,583	228,417	-1,021.89
THAILAND	4,169,521	0	-100.00	27,844,351	0	--
SINGAPORE	20,167,468	16,351,473	-18.92	145,314,568	195,601,121	25.71
PHILIPPINES	14,911	0	-100.00	81,823	0	--
MALAYSIA	1,078,909	40,005	-96.29	6,653,535	596,113	-1,016.15
VIET NAM	227,146	0	-100.00	1,518,091	0	--
INDIA	109,211	0	-100.00	334,567	0	--
PAKISTAN	7,717	0	-100.00	57,600	0	--
BANGLADESH	0	67,550	--	0	10,470	100.00
UNITED ARAB EMIRATES	619	0	-100.00	4,550	0	--
AUSTRALIA	31,679	21,032	-33.61	98,108	66,391	-47.77
UNITED STATES	266,430	4,061	-98.48	1,607,821	10,035	-15,922.13
NETHERLANDS	50,681	0	-100.00	299,526	0	--
FRANCE	0	413	--	0	270	100.00
GERMANY, FED. REP. OF	40,609	42,232	4.00	69,409	108,191	35.85
-ALUMINIUM	85,068,977	76,339,036	-10.26	212,566,696	229,942,821	7.56
JAPAN	53,641,211	50,956,457	-5.01	123,135,370	140,614,870	12.43
HONG KONG	703,261	172,212	-75.51	1,831,102	832,478	-119.96
KOREA, REPUBLIC OF	1,784,716	1,535,449	-13.97	3,258,068	2,377,528	-37.04
TAIWAN	1,760,638	363,911	-79.33	4,667,916	1,284,873	-263.30
CHINA	874,229	642,048	-26.56	1,898,714	2,626,270	27.70
PAPUA NEW GUINEA	178,657	63,666	-64.36	507,611	294,473	-72.38
THAILAND	1,465,492	1,673,995	14.23	4,405,765	6,048,729	27.16
SINGAPORE	3,784,247	2,114,994	-44.11	10,238,074	8,181,303	-25.14
PHILIPPINES	2,674,593	2,350,994	-12.10	7,392,018	7,549,310	2.08
MALAYSIA	2,915,789	2,380,743	-18.35	8,047,016	8,106,659	0.74
MYANMAR (FORM. BURMA)	0	106,432	--	0	303,117	100.00
BRUNEI DARUSSALAM	7,408	44,435	499.82	19,667	157,166	87.49
VIET NAM	130,139	553,174	325.06	419,926	2,088,150	79.89
MALDIVES	1,120	2,275	103.13	2,197	2,460	10.69
INDIA	344,529	265,744	-22.87	1,180,053	1,076,506	-9.62
PAKISTAN	476	10,261	2,055.67	1,814	53,118	96.58
BANGLADESH	76,332	61,231	-19.78	303,168	170,189	-78.14
SRI LANKA	74,462	17,575	-76.40	237,423	80,246	-195.87
IRAQ	0	7,975	--	0	47,909	100.00
IRAN (ISLAMIC REPUBLIC OF)	18,542	0	-100.00	57,091	0	--
SAUDI ARABIA	164,929	91,168	-44.72	510,905	325,830	-56.80
KUWAIT	2,613	0	-100.00	8,438	0	--
TURKEY	14,304	24,053	68.16	60,517	97,808	38.13
UNITED ARAB EMIRATES	73,445	28,966	-60.56	278,725	166,784	-67.12
QATAR	0	177	--	0	753	100.00
EGYPT	0	688,602	--	0	2,427,759	100.00
MOROCCO	27,018	0	-100.00	98,830	0	--
TUNISIA	8,926	0	-100.00	32,352	0	--
SUDAN	418,333	22,813	-94.55	1,248,562	114,323	-992.14
ETHIOPIA	4,969,531	0	-100.00	13,781,054	0	--
MADAGASCAR	7,084	14,172	100.06	17,564	46,118	61.92
REUNION	0	8,163	--	0	26,484	100.00

TABEL 5. PERKEMBANGAN EKSPOR INDONESIA MENURUT KOMODITI DAN NEGARA TUJUAN

JENIS BARANG	BERAT BERSIH (KG)		PERUB	NILAI FOB (US \$)		PERUB
	JAN-MAR 2006	JAN-MAR 2007	%	JAN-MAR 2006	JAN-MAR 2007	%
(1)	(2)	(3)	(4)	(5)	(6)	(7)
TOGO	24,888	0	-100.00	71,014	0	--
GHANA	496	10,395	1,995.77	4,060	55,347	92.66
NIGERIA	730	4,132	466.03	4,448	2,449	-81.63
SENEGAL	25,005	0	-100.00	81,900	0	--
U.S. VIRGIN ISLANDS	0	20	--	0	34	100.00
SEYCHELLES	16,923	0	-100.00	72,464	0	--
UGANDA	0	149,100	--	0	546,000	100.00
SOUTH AFRICA	52,656	31,740	-39.72	185,875	136,173	-36.50
MALAWI	0	22,324	--	0	125,456	100.00
MAURITIUS	256,298	141,810	-44.67	710,719	438,071	-62.24
AUSTRALIA	693,409	1,368,590	97.37	2,385,714	5,138,758	53.57
NEW ZEALAND	145,411	152,054	4.57	479,172	557,771	14.09
PALAU	1	0	-100.00	12	0	--
NEW CALEDONIA	98,907	97,664	-1.26	242,007	307,704	21.35
VANUATU	0	2,140	--	0	17,895	100.00
FIJI	46,768	44,389	-5.09	125,544	148,773	15.61
EAST TIMOR	793	15	-98.11	1,117	42	-2,559.52
UNITED STATES	6,381,799	8,667,552	35.82	20,207,981	30,688,671	34.15
CANADA	762,538	747,788	-1.93	2,318,883	3,100,326	25.21
MEXICO	3	0	-100.00	66	0	--
PANAMA	0	913	--	0	9,716	100.00
CHILE	11,432	11,144	-2.52	67,620	70,928	4.66
ARGENTINA	0	71	--	0	70	100.00
BRAZIL	2,200	2,294	4.27	10,900	8,205	-32.85
COLOMBIA	17,665	0	-100.00	55,115	0	--
PERU	2	0	-100.00	8	0	--
JAMAICA	0	1,357	--	0	112	100.00
PUERTO RICO	0	19,862	--	0	65,871	100.00
DOMINICAN REPUBLIC	0	1,606	--	0	14,507	100.00
EL SALVADOR	1	0	-100.00	20	0	--
HAITI	5,258	0	-100.00	23,067	0	--
ANTIGUA AND BARBUDA	8	0	-100.00	159	0	--
FRENCH POLYNESIA	48	1,256	2,516.67	90	1,491	93.96
NETHERLANDS ANTILLES	0	3	--	0	125	100.00
GUADELOUPE	34	0	-100.00	60	0	--
UNITED KINGDOM	140,349	297,729	112.13	628,394	1,511,116	58.42
NETHERLANDS	48,269	38,914	-19.38	266,189	219,925	-21.04
FRANCE	84,110	122,833	46.04	486,528	650,065	25.16
GERMANY, FED. REP. OF	14,528	18,693	28.67	48,497	63,319	23.41
AUSTRIA	0	661	--	0	3,794	100.00
BELGIUM	28,317	68,566	142.14	109,426	404,115	72.92
SWITZERLAND	8,744	471	-94.61	15,296	936	-1,534.19
DENMARK	1,712	818	-52.22	14,120	4,227	-234.04
NORWAY	0	2,443	--	0	15,659	100.00
SWEDEN	2,200	11,094	404.27	6,250	40,205	84.45
IRELAND	0	104	--	0	63	100.00
ITALY	45,026	63,268	40.51	166,599	314,976	47.11
SPAIN	13,204	24,081	82.38	48,004	93,628	48.73
PORTUGAL	0	653	--	0	2,935	100.00
GREECE	1,970	100	-94.92	3,091	136	-2,172.79
HUNGARY	626	2,160	245.05	25,375	13,998	-81.28
ROMANIA	0	276	--	0	487	100.00
BULGARIA	0	4	--	0	2	100.00
YUGOSLAVIA	0	3,196	--	0	49,333	100.00
CROATIA	6,150	0	-100.00	19,802	0	--
MALTA	2,332	0	-100.00	13,014	0	--
SLOVAKIA	0	3	--	0	435	100.00
CZECH REPUBLIC	6,143	48	-99.22	28,156	165	-16,964.24
RUSSIA FEDERATION	0	3,017	--	0	17,594	100.00
-NIKEL	17,671,750	18,355,982	3.87	154,161,263	356,100,568	56.71
JAPAN	17,609,982	14,526,030	-17.51	153,877,581	319,428,153	51.83
HONG KONG	0	8,220	--	0	21,577	100.00
KOREA, REPUBLIC OF	0	2,305,057	--	0	21,603,687	100.00
TAIWAN	0	1,386,093	--	0	12,881,992	100.00
CHINA	35,418	5,908	-83.32	77,507	27,384	-183.04
SINGAPORE	8,231	14,140	71.79	105,613	1,685,349	93.73
PHILIPPINES	0	583	--	0	10,504	100.00
MALAYSIA	0	90	--	0	4,500	100.00
BANGLADESH	0	92	--	0	5,520	100.00
AUSTRALIA	132	0	-100.00	330	0	--
UNITED STATES	17,958	0	-100.00	99,650	0	--
NETHERLANDS	29	87,000	299,900.00	582	374,545	99.84
GERMANY, FED. REP. OF	0	22	--	0	357	100.00
BELGIUM	0	22,747	--	0	57,000	100.00
-BESI/BAJA	556,483,060	500,471,031	-10.07	412,540,310	533,356,920	22.65
JAPAN	14,777,334	24,938,793	68.76	23,803,648	49,008,648	51.43

TABEL 5. PERKEMBANGAN EKSPOR INDONESIA MENURUT KOMODITI DAN NEGARA TUJUAN

JENIS BARANG	BERAT BERSIH (KG)		PERUB %	NILAI FOB (US \$)		PERUB %
	JAN-MAR 2006	JAN-MAR 2007		JAN-MAR 2006	JAN-MAR 2007	
(1)	(2)	(3)	(4)	(5)	(6)	(7)
HONG KONG	1,618,779	4,926,111	204.31	2,422,867	9,345,420	74.07
KOREA, REPUBLIC OF	9,940,777	10,056,102	1.16	7,984,374	37,435,000	78.67
TAIWAN	11,705,111	3,339,177	-71.47	13,581,146	14,226,953	4.54
CHINA	45,605,448	48,927,777	7.28	21,533,533	17,229,628	-24.98
MACAU	0	48	--	0	820	100.00
PAPUA NEW GUINEA	1,143,468	3,837,507	235.60	1,693,717	4,146,901	59.16
THAILAND	11,528,111	4,188,683	-63.67	14,153,345	7,705,539	-83.68
SINGAPORE	146,689,206	109,223,578	-25.54	95,606,332	111,803,870	14.49
PHILIPPINES	8,249,719	3,006,525	-63.56	5,743,301	5,147,658	-11.57
MALAYSIA	27,140,053	54,197,752	99.70	16,282,646	40,356,758	59.65
MYANMAR (FORM. BURMA)	321,105	177,705	-44.66	1,833,421	489,222	-274.76
CAMBODIA	379	0	-100.00	10,937	0	--
BRUNEI DARUSSALAM	140,599	319,779	127.44	239,728	103,964	-130.59
VIET NAM	16,736,422	25,159,852	50.33	12,667,126	28,816,767	56.04
MALDIVES	20,090	25,850	28.67	70,915	24,993	-183.74
INDIA	64,954,156	19,524,037	-69.94	25,567,434	26,531,851	3.63
PAKISTAN	9,101,683	3,015,609	-66.87	5,943,137	2,581,336	-130.23
BANGLADESH	1,153,638	1,825,542	58.24	680,697	1,552,478	56.15
SRI LANKA	4,010,581	1,431,561	-64.31	1,946,775	1,022,232	-90.44
IRAN (ISLAMIC REPUBLIC OF)	6,558,786	18,246,497	178.20	3,575,824	9,071,371	60.58
SAUDI ARABIA	5,253,649	8,577,862	63.27	3,009,000	7,270,320	58.61
KUWAIT	2,296,760	34,325	-98.51	2,892,086	45,072	-6,316.59
LEBANON	10,274	21,865	112.82	34,109	62,266	45.22
YEMEN	501,273	1,941,326	287.28	769,232	5,544,948	86.13
OMAN	13,866	77,746	460.70	46,260	223,563	79.31
SYRIA ARAB REPUBLIC	1,729,260	0	-100.00	3,582,952	0	--
TURKEY	279,542	690,948	147.17	416,069	696,558	40.27
UNITED ARAB EMIRATES	8,228,670	19,931,473	142.22	6,787,871	15,508,538	56.23
QATAR	5,176,375	5,857,109	13.15	5,927,727	16,978,577	65.09
BAHRAIN	6,838,157	0	-100.00	3,382,237	0	--
CYPRUS	7,640	1,668	-78.17	43,421	1,313	-3,207.01
EGYPT	1,683,785	2,802,726	66.45	3,028,056	5,222,903	42.02
LIBYAN ARAB JAMAHIRIYA	108,979	84,586	-22.38	279,871	135,022	-107.28
MOROCCO	10,796	0	-100.00	45,581	0	--
TUNISIA	0	1,353	--	0	5,044	100.00
ALGERIA	915,966	1,643,540	79.43	3,327,990	2,334,086	-42.58
SUDAN	5,565	835	-85.00	10,719	6,367	-68.35
MADAGASCAR	360,691	986,104	173.39	221,560	870,645	74.55
KENYA	71,431	47,824	-33.05	195,798	43,678	-348.28
REUNION	5,071	5,158	1.72	16,781	4,938	-239.83
TOGO	7,144	0	-100.00	19,425	0	--
GHANA	0	447,662	--	0	925,628	100.00
GUINEA	543,587	0	-100.00	159,025	0	--
ANGOLA	0	333,234	--	0	504,215	100.00
CONGO	34,033	460,040	1,251.75	22,429	977,275	97.70
CAMEROON	16,516	16,492	-0.15	31,362	31,620	0.82
NIGERIA	1,214,640	3,049,350	151.05	2,027,261	1,396,135	-45.21
COTE D'IVOIRE	7,148	17,704	147.68	19,590	14,639	-33.82
SENEGAL	2,737	384	-85.97	3,961	153	-2,488.89
MAURITANIA	4,852	0	-100.00	8,738	0	--
BENIN	0	20,281	--	0	24,389	100.00
SEYCHELLES	949,567	237	-99.98	843,747	278	-303,406.12
UGANDA	1	0	-100.00	12	0	--
SAINT HELENA	0	86	--	0	548	100.00
SOUTH AFRICA	817,039	538,454	-34.10	676,611	502,702	-34.59
MAURITIUS	1,236,995	1,322,224	6.89	1,800,522	1,735,421	-3.75
AUSTRALIA	20,726,413	29,615,702	42.89	14,969,940	20,508,024	27.00
NEW ZEALAND	1,710,700	1,941,344	13.48	1,381,649	1,359,560	-1.62
GUAM	5,854	25,521	335.96	5,133	8,379	38.74
PALAU	2	0	-100.00	72	0	--
NEW CALEDONIA	11,807	3,549	-69.94	15,118	3,536	-327.55
NORTHERN MARIANA ISLANDS	41	19	-53.66	74	71	-4.23
SAINT VINCENT AND THE GRENADINES	0	103	--	0	200	100.00
VANUATU	780	552	-29.23	552	428	-28.97
WALLIS AND FUTUNA ISLANDS	243	864	255.56	311	1,322	76.48
COOK ISLANDS	46	47	2.17	223	678	67.11
FIJI	35,802	156,650	337.55	28,826	206,875	86.07
MARSHALL ISLANDS	2,873	0	-100.00	7,020	0	--
SAMOA	0	1,501	--	0	4,551	100.00
CHRISTMAS ISLANDS	200	0	-100.00	200	0	--
EAST TIMOR	255,689	8,596	-96.64	205,098	7,579	-2,606.14
UNITED STATES	14,498,106	9,294,359	-35.89	19,547,554	19,307,731	-1.24
CANADA	16,289,453	457,326	-97.19	7,649,434	1,613,755	-374.01
MEXICO	8,791	128,813	1,365.28	30,800	325,661	90.54
GUATEMALA	52,763	19,734	-62.60	120,387	20,915	-475.60
PANAMA	4,902	3,718	-24.15	29,096	2,400	-1,112.33
CHILE	14,388	1,010	-92.98	116,168	2,507	-4,533.75
VENEZUELA	8,427	44,095	423.26	38,936	104,422	62.71

TABEL 5. PERKEMBANGAN EKSPOR INDONESIA MENURUT KOMODITI DAN NEGARA TUJUAN

JENIS BARANG	BERAT BERSIH (KG)		PERUB	NILAI FOB (US \$)		PERUB
	JAN-MAR 2006	JAN-MAR 2007	%	JAN-MAR 2006	JAN-MAR 2007	%
(1)	(2)	(3)	(4)	(5)	(6)	(7)
ARGENTINA	47,590	114,757	141.14	286,802	528,635	45.75
BRAZIL	120,936	134,297	11.05	207,794	407,175	48.97
COLOMBIA	351	20,560	5,757.55	403	47,235	99.15
BOLIVIA	0	2,500	--	0	30,788	100.00
URUGUAY	0	42,447	--	0	183,310	100.00
PERU	14,870	48,685	227.40	72,720	140,230	48.14
JAMAICA	7,382	152	-97.94	12,810	35	-36,500.00
PUERTO RICO	93	0	-100.00	530	0	--
DOMINICAN REPUBLIC	118	0	-100.00	155	0	--
COSTA RICA	4,048	2,705	-33.18	2,147	1,561	-37.54
ANTIGUA AND BARBUDA	5,208	0	-100.00	2,325	0	--
ANGUILLA	0	285	--	0	1,188	100.00
BERMUDA	11	1	-90.91	346	2	-17,200.00
FALKLAND ISLANDS (MALVINAS)	43	0	-100.00	163	0	--
FRENCH GUIANA	0	732	--	0	1,429	100.00
FRENCH POLYNESIA	12,244	5,311	-56.62	33,418	8,985	-271.93
MARTINIQUE	156	352	125.64	401	931	56.93
NETHERLANDS ANTILLES	2,848	139	-95.12	27,104	734	-3,592.64
GUADELOUPE	415	127	-69.40	493	321	-53.58
UNITED KINGDOM	10,111,518	10,690,986	5.73	5,181,917	6,551,058	20.90
NETHERLANDS	36,281,791	20,873,432	-42.47	28,293,175	13,969,658	-102.53
FRANCE	341,718	1,026,859	200.50	1,000,347	3,309,651	69.77
GERMANY, FED. REP. OF	9,797,434	14,661,924	49.65	5,965,390	11,312,932	47.27
AUSTRIA	212	153	-27.83	689	674	-2.23
BELGIUM	7,652,297	12,867,913	68.16	5,024,617	9,683,957	48.11
SWITZERLAND	5,321,548	38,293	-99.28	17,465,632	70,294	-24,746.55
DENMARK	5,897,994	4,701,647	-20.28	3,008,553	2,898,639	-3.79
NORWAY	777	5,047	549.55	21,982	60,158	63.46
SWEDEN	30,662	17,755	-42.09	59,961	97,735	38.65
FINLAND	15,151	41,787	175.80	77,687	160,949	51.73
IRELAND	932	2,858	206.65	1,358	4,325	68.60
ITALY	6,782,752	2,319,479	-65.80	4,826,184	7,360,171	34.43
SPAIN	373,316	168,765	-54.79	1,390,771	449,002	-209.75
PORTUGAL	4,761	524	-88.99	30,123	1,443	-1,987.53
GREECE	32,309	66,452	105.68	67,783	287,339	76.41
VATICAN CITY STATE (HOLY SEE)	0	152	--	0	130	100.00
ANDORRA	0	146,863	--	0	522,340	100.00
HUNGARY	542	387	-28.60	904	1,366	33.82
POLAND	20,595	2,214	-89.25	48,122	24,124	-99.48
ROMANIA	0	256	--	0	365	100.00
BULGARIA	695	264	-62.01	1,238	1,523	18.71
YUGOSLAVIA	0	261	--	0	409	100.00
AZERBAIJAN	17,391	820,790	4,619.63	22,608	1,363,757	98.34
UKRAINE	6,941	221	-96.82	29,975	271	-10,960.89
LITHUANIA	0	335	--	0	2,115	100.00
ESTONIA	0	18,620	--	0	50,926	100.00
GEORGIA	67	0	-100.00	322	0	--
CROATIA	0	253	--	0	408	100.00
MALTA	32	4,554,553	14,232,878.13	37	2,475,301	100.00
SLOVAKIA	146	102	-30.14	323	2,800	88.46
SLOVENIA	5,610	1,510	-73.08	16,226	2,308	-603.03
CZECH REPUBLIC	3,836	5,739	49.61	27,871	34,103	18.27
RUSSIA FEDERATION	210,986	77,003	-63.50	211,407	157,286	-34.41
-TEMBAGA	72,807,029	75,176,545	3.25	426,364,018	463,699,090	8.05
JAPAN	592,732	10,201,445	1,621.09	33,081,420	89,537,173	63.05
HONG KONG	3,697,032	2,956,138	-20.04	15,393,485	15,912,091	3.26
KOREA, REPUBLIC OF	1,797,813	988,124	-45.04	81,119,565	26,298,023	-208.46
TAIWAN	5,593,439	6,672,772	19.30	25,226,990	37,220,844	32.22
CHINA	17,131,424	14,474,969	-15.51	61,241,489	57,431,826	-6.63
THAILAND	12,652,509	12,504,145	-1.17	61,473,834	74,384,985	17.36
SINGAPORE	4,509,490	3,910,501	-13.28	19,085,539	21,499,099	11.23
PHILIPPINES	5,662,960	4,303,949	-24.00	28,590,335	28,446,469	-0.51
MALAYSIA	18,468,234	16,569,838	-10.28	87,367,913	97,395,094	10.30
MYANMAR (FORM. BURMA)	0	1,794	--	0	14,062	100.00
BRUNEI DARUSSALAM	2,106	1,140	-45.87	2,414	566	-326.50
VIET NAM	2,137,348	1,936,619	-9.39	10,642,904	11,709,348	9.11
INDIA	80,084	79,856	-0.28	415,489	575,283	27.78
BANGLADESH	40,220	0	-100.00	199,754	0	--
SRI LANKA	2	1	-50.00	360	171	-110.53
IRAN (ISLAMIC REPUBLIC OF)	0	1,524	--	0	21,810	100.00
TURKEY	192	432	125.00	331	345	4.06
UNITED ARAB EMIRATES	0	703	--	0	3,138	100.00
EGYPT	268	0	-100.00	570	0	--
MADAGASCAR	0	125,000	--	0	62,500	100.00
KENYA	64	0	-100.00	72	0	--
REUNION	0	105	--	0	334	100.00
SEYCHELLES	59	0	-100.00	207	0	--

TABEL 5. PERKEMBANGAN EKSPOR INDONESIA MENURUT KOMODITI DAN NEGARA TUJUAN

JENIS BARANG	BERAT BERSIH (KG)		PERUB	NILAI FOB (US \$)		PERUB
	JAN-MAR 2006	JAN-MAR 2007	%	JAN-MAR 2006	JAN-MAR 2007	%
	(1)	(2)	(3)	(4)	(5)	(6)
SOUTH AFRICA	1,106	689	-37.70	4,346	753	-477.16
AUSTRALIA	4,385	32,799	647.98	10,170	56,389	81.96
NEW ZEALAND	615	0	-100.00	1,958	0	--
FIJI	1,527	257	-83.17	2,743	1,583	-73.28
UNITED STATES	331,122	212,577	-35.80	2,167,158	2,049,301	-5.75
CANADA	4,427	33,823	664.02	19,687	303,727	93.52
VENEZUELA	0	4	--	0	119	100.00
BRAZIL	352	13,010	3,596.02	1,211	71,495	98.31
BAHAMAS	0	140	--	0	3,475	100.00
ANTIGUA AND BARBUDA	0	33	--	0	1,591	100.00
UNITED KINGDOM	7,542	93,151	1,135.10	21,615	229,709	90.59
NETHERLANDS	52,796	1,361	-97.42	103,638	14,880	-596.49
FRANCE	4,985	1,756	-64.77	13,309	6,603	-101.56
GERMANY, FED. REP. OF	19,510	25,721	31.83	105,526	123,851	14.80
AUSTRIA	123	0	-100.00	578	0	--
BELGIUM	3,225	4,413	36.84	43,066	124,158	65.31
SWITZERLAND	717	225	-68.62	1,149	231	-397.40
DENMARK	133	923	593.98	446	7,310	93.90
SWEDEN	1,048	19,009	1,713.84	1,489	168,860	99.12
FINLAND	204	10	-95.10	390	8	-4,775.00
ITALY	670	3,860	476.12	1,762	2,948	40.23
SPAIN	4,112	2,270	-44.80	6,972	11,502	39.38
PORTUGAL	0	760	--	0	1,713	100.00
GREECE	51	526	931.37	209	2,006	89.58
HUNGARY	429	0	-100.00	5,127	0	--
POLAND	0	102	--	0	30	100.00
UKRAINE	1,905	0	-100.00	8,603	0	--
CROATIA	69	0	-100.00	195	0	--
SLOVAKIA	0	71	--	0	3,687	100.00
-SENG	1,152,587	1,247,500	8.23	1,604,468	2,489,942	35.56
JAPAN	591,288	529,488	-10.45	737,870	1,104,316	33.18
HONG KONG	19,000	0	-100.00	19,000	0	--
KOREA, REPUBLIC OF	58,187	0	-100.00	73,786	0	--
TAIWAN	5,963	84,659	1,319.74	2,160	58,630	96.32
CHINA	49,025	130,639	166.47	100,686	121,996	17.47
THAILAND	40,120	80,000	99.40	81,228	222,057	63.42
SINGAPORE	73,214	149,667	104.42	127,483	335,756	62.03
PHILIPPINES	71,291	31,720	-55.51	115,524	47,234	-144.58
MALAYSIA	101,359	12,330	-87.84	152,066	36,748	-313.81
BRUNEI DARUSSALAM	0	1,025	--	0	3,376	100.00
VIET NAM	0	94,323	--	0	337,793	100.00
INDIA	0	69,939	--	0	132,884	100.00
SRI LANKA	34,487	35,860	3.98	57,799	58,009	0.36
NIGERIA	20,000	20,000	0.00	20,000	20,000	0.00
GAMBIA	0	619	--	0	435	100.00
AUSTRALIA	68,086	4,057	-94.04	94,251	8,304	-1,035.01
EAST TIMOR	19,709	330	-98.33	17,573	294	-5,877.21
JAMAICA	0	2,677	--	0	220	100.00
UNITED KINGDOM	851	9	-98.94	4,683	1,400	-234.50
FRANCE	0	158	--	0	490	100.00
RUSSIA FEDERATION	7	0	-100.00	359	0	--
-LOGAM TIDAK MULIA LAIN	14,032,030	15,478,563	10.31	40,791,044	43,358,188	5.92
JAPAN	2,740,955	1,897,516	-30.77	10,048,074	7,743,350	-29.76
HONG KONG	275,174	407,481	48.08	838,321	1,135,788	26.19
KOREA, REPUBLIC OF	89,527	58,051	-35.16	200,828	162,053	-23.93
TAIWAN	46,780	37,073	-20.75	142,359	164,861	13.65
CHINA	178,640	244,457	36.84	519,931	480,650	-8.17
MONGOLIA	86	0	-100.00	8,490	0	--
PAPUA NEW GUINEA	135,672	267,786	97.38	343,393	643,971	46.68
THAILAND	782,337	644,395	-17.63	3,654,931	3,855,325	5.20
SINGAPORE	3,872,709	5,646,122	45.79	6,463,975	7,954,106	18.73
PHILIPPINES	267,646	345,636	29.14	590,169	560,320	-5.33
MALAYSIA	658,201	758,349	15.22	2,114,092	2,552,129	17.16
MYANMAR (FORM. BURMA)	1,178	15,178	1,188.46	3,425	37,849	90.95
CAMBODIA	553	61	-88.97	3,759	869	-332.57
BRUNEI DARUSSALAM	11	20,733	188,381.82	211	36,468	99.42
LAO PEOPLE'S DEMOCRATIC REPUBLI	340	0	-100.00	3,746	0	--
VIET NAM	113,680	325,044	185.93	446,839	1,508,790	70.38
MALDIVES	1,952	1,324	-32.17	8,934	2,130	-319.44
INDIA	179,509	240,707	34.09	397,695	573,121	30.61
PAKISTAN	35,381	12,775	-63.89	89,053	103,575	14.02
BANGLADESH	20,187	1,513	-92.51	66,674	5,623	-1,085.74
SRI LANKA	20,581	11,708	-43.11	56,864	38,030	-49.52
IRAN (ISLAMIC REPUBLIC OF)	21,868	16	-99.93	37,120	402	-9,133.83
SAUDI ARABIA	231,458	368,549	59.23	187,680	397,584	52.79
KUWAIT	38,344	27,243	-28.95	41,426	42,202	1.84

TABEL 5. PERKEMBANGAN EKSPOR INDONESIA MENURUT KOMODITI DAN NEGARA TUJUAN

JENIS BARANG	BERAT BERSIH (KG)		PERUB	NILAI FOB (US \$)		PERUB
	JAN-MAR 2006	JAN-MAR 2007	%	JAN-MAR 2006	JAN-MAR 2007	%
	(1)	(2)	(3)	(4)	(5)	(6)
JORDAN	8,697	0	-100.00	14,103	0	--
LEBANON	7,825	118	-98.49	12,924	29	-44,465.52
YEMEN	227	520	129.07	437	300	-45.67
OMAN	0	40,544	--	0	53,559	100.00
SYRIA ARAB REPUBLIC	56,207	9,190	-83.65	33,251	299,149	88.88
TURKEY	1,024	1,140	11.33	4,344	4,153	-4.60
UNITED ARAB EMIRATES	233,627	326,337	39.68	466,276	428,721	-8.76
QATAR	14,087	32,236	128.84	13,392	49,507	72.95
BAHRAIN	2,835	278	-90.19	8,573	654	-1,210.86
CYPRUS	4,651	86	-98.15	3,469	197	-1,660.91
EGYPT	10,796	63,050	484.01	35,519	94,888	62.57
MOROCCO	2,157	0	-100.00	20,612	0	--
TUNISIA	0	1,496	--	0	37,293	100.00
ALGERIA	0	20,000	--	0	20,020	100.00
TANZANIA, UNITED REPUBLIC OF	2,386	15,757	560.39	10,092	44,830	77.49
MADAGASCAR	3,729	3,985	6.87	1,558	2,194	28.99
KENYA	15,945	26,593	66.78	36,092	75,895	52.44
REUNION	531	1,367	157.44	705	730	3.42
TOGO	8,704	0	-100.00	20,105	0	--
LIBERIA	0	798	--	0	11,160	100.00
GUINEA	16,229	0	-100.00	9,130	0	--
ANGOLA	0	10,560	--	0	1,155	100.00
CAMEROON	12,500	0	-100.00	26,420	0	--
NIGERIA	211,053	116,315	-44.89	429,732	305,231	-40.79
BENIN	0	15,976	--	0	3,600	100.00
SEYCHELLES	689	0	-100.00	3,195	0	--
UGANDA	790	0	-100.00	1,986	0	--
SOUTH AFRICA	145,272	150,432	3.55	502,949	276,263	-82.05
MAURITIUS	33	5,183	15,606.06	53	28,429	99.81
AUSTRALIA	327,783	579,534	76.80	1,450,437	2,668,019	45.64
NEW ZEALAND	37,575	55,963	48.94	159,155	135,151	-17.76
GUAM	420	549	30.71	1,829	2,719	32.73
NEW CALEDONIA	20,110	16,858	-16.17	42,141	56,510	25.43
NORTHERN MARIANA ISLANDS	1	0	-100.00	4	0	--
VANUATU	1,068	3	-99.72	528	127	-315.75
WALLIS AND FUTUNA ISLANDS	683	0	-100.00	279	0	--
AMERICAN SAMOA	0	525	--	0	192	100.00
COOK ISLANDS	0	1,013	--	0	805	100.00
FIJI	1,616	8,251	410.58	8,404	53,764	84.37
SAMOA	0	978	--	0	5,568	100.00
TOKELAU	15,749	0	-100.00	15,200	0	--
EAST TIMOR	15,033	3,611	-75.98	11,604	6,887	-68.49
UNITED STATES	677,589	534,945	-21.05	4,367,390	4,115,520	-6.12
CANADA	94,257	78,722	-16.48	473,222	688,515	31.27
MEXICO	10,238	2,487	-75.71	70,465	18,316	-284.72
PANAMA	9,383	15,978	70.29	37,445	64,199	41.67
SURINAME	0	121	--	0	703	100.00
CHILE	61,042	11,273	-81.53	342,124	67,260	-408.66
VENEZUELA	109	10,889	9,889.91	63	25,591	99.75
ARGENTINA	32,318	7,424	-77.03	105,597	60,930	-73.31
BRAZIL	6,059	1,231	-79.68	34,326	2,269	-1,412.83
COLOMBIA	661	45	-93.19	404	5,904	93.16
ECUADOR	70	0	-100.00	10,640	0	--
BAHAMAS	125	0	-100.00	90	0	--
JAMAICA	0	589	--	0	135	100.00
BELIZE	62	7	-88.71	229	10	-2,190.00
DOMINICAN REPUBLIC	87	92	5.75	99	188	47.34
EL SALVADOR	32	1,463	4,471.88	67	6,272	98.93
COSTA RICA	1,646	2,164	31.47	774	1,903	59.33
BARBADOS	391	0	-100.00	340	0	--
ANTIGUA AND BARBUDA	0	467	--	0	3,786	100.00
ARUBA	2,446	0	-100.00	3,912	0	--
BERMUDA	220	65	-70.45	1,540	583	-164.15
FRENCH GUIANA	0	376	--	0	723	100.00
FRENCH POLYNESIA	585	2,682	358.46	364	3,267	88.86
MARTINIQUE	0	2	--	0	38	100.00
NETHERLANDS ANTILLES	235	547	132.77	377	18,860	98.00
SAINT LUCIA	0	4,352	--	0	7,436	100.00
GUADELOUPE	2	144	7,100.00	11	278	96.04
SAINT KITTS AND NEVIS	98	27	-72.45	173	377	54.11
UNITED KINGDOM	813,622	692,368	-14.90	1,350,856	1,528,035	11.60
NETHERLANDS	129,055	103,299	-19.96	603,688	865,694	30.27
FRANCE	235,561	266,221	13.02	435,927	524,106	16.82
GERMANY, FED. REP. OF	267,978	180,390	-32.68	1,623,702	1,206,634	-34.56
AUSTRIA	2,048	2,342	14.36	11,801	16,720	29.42
BELGIUM	73,423	38,935	-46.97	105,654	114,472	7.70
SWITZERLAND	3,570	3,853	7.93	33,560	51,008	34.21
DENMARK	8,626	19,709	128.48	14,889	45,151	67.02

TABEL 5. PERKEMBANGAN EKSPOR INDONESIA MENURUT KOMODITI DAN NEGARA TUJUAN

JENIS BARANG	BERAT BERSIH (KG)		PERUB	NILAI FOB (US \$)		PERUB
	JAN-MAR 2006	JAN-MAR 2007	%	JAN-MAR 2006	JAN-MAR 2007	%
(1)	(2)	(3)	(4)	(5)	(6)	(7)
NORWAY	24,827	22,738	-8.41	40,889	57,720	29.16
SWEDEN	60,625	41,662	-31.28	183,875	175,490	-4.78
FINLAND	15,982	4,190	-73.78	59,108	33,919	-74.26
IRELAND	191,686	68,465	-64.28	415,378	93,681	-343.40
ITALY	198,151	316,046	59.50	309,284	464,910	33.47
SPAIN	158,725	186,622	17.58	383,787	329,014	-16.65
PORTUGAL	853	800	-6.21	1,284	1,156	-11.07
GREECE	18,299	1,751	-90.43	39,869	3,310	-1,104.50
HUNGARY	6,279	826	-86.85	24,919	1,203	-1,971.40
POLAND	22,933	63	-99.73	58,050	10,425	-456.83
ROMANIA	0	65	--	0	20,776	100.00
BULGARIA	3,300	1,103	-66.58	20,880	1,783	-1,071.06
YUGOSLAVIA	2,244	0	-100.00	4,774	0	--
KAZAKHSTAN	0	32	--	0	46	100.00
ESTONIA	0	9,037	--	0	22,602	100.00
CROATIA	1,414	228	-83.88	5,294	688	-669.48
MALTA	500	0	-100.00	546	0	--
SLOVAKIA	9	312	3,366.67	64	3,070	97.92
SLOVENIA	1,470	0	-100.00	485	0	--
CZECH REPUBLIC	7	170	2,328.57	3	1,820	99.84
RUSSIA FEDERATION	387	281	-27.39	339	24,797	98.63
-PAKAIAN JADI	89,909,511	95,900,248	6.66	1,296,210,001	1,420,434,725	8.75
JAPAN	2,962,871	2,478,612	-16.34	39,035,680	34,644,653	-12.67
HONG KONG	444,692	156,807	-64.74	4,656,291	2,646,793	-75.92
KOREA, DEMOCRATIC PEOPLE'S REPL	1,695	0	-100.00	40,430	0	--
KOREA, REPUBLIC OF	433,170	338,618	-21.83	5,912,135	5,388,138	-9.73
TAIWAN	151,163	190,249	25.86	2,141,427	2,351,126	8.92
CHINA	269,219	85,356	-68.29	1,269,771	1,377,398	7.81
MACAU	14	49	250.00	600	4,620	87.01
PAPUA NEW GUINEA	123,459	93,860	-23.97	535,537	386,545	-38.54
THAILAND	226,422	181,465	-19.86	2,119,193	2,158,417	1.82
SINGAPORE	1,754,186	2,117,038	20.68	14,786,887	18,838,559	21.51
PHILIPPINES	133,987	46,647	-65.19	1,251,318	660,737	-89.38
MALAYSIA	2,684,699	2,152,846	-19.81	7,137,550	9,266,011	22.97
MYANMAR (FORM. BURMA)	330	0	-100.00	645	0	--
CAMBODIA	1,709	1,670	-2.28	11,531	5,447	-111.69
BRUNEI DARUSSALAM	42,344	34,411	-18.73	198,610	114,802	-73.00
LAO PEOPLE'S DEMOCRATIC REPUBLI	5,999	0	-100.00	27,992	0	--
NEPAL	11,232	17,464	55.48	130,579	153,908	15.16
VIET NAM	46,418	35,502	-23.52	110,601	407,468	72.86
MALDIVES	16,719	10,571	-36.77	97,191	125,365	22.47
INDIA	27,407	28,646	4.52	363,480	351,827	-3.31
PAKISTAN	158,827	199,159	25.39	1,039,034	1,369,349	24.12
BANGLADESH	5,163	4,468	-13.46	46,431	12,962	-258.21
SRI LANKA	483,413	568,827	17.67	2,948,415	3,367,516	12.45
IRAQ	24,021	0	-100.00	148,364	0	--
IRAN (ISLAMIC REPUBLIC OF)	2,476	27,827	1,023.87	4,240	339,959	98.75
SAUDI ARABIA	1,362,924	1,622,901	19.07	11,056,477	13,592,919	18.66
KUWAIT	136,790	113,506	-17.02	1,133,831	1,048,631	-8.12
JORDAN	662	56	-91.54	6,781	3,502	-93.63
LEBANON	3,692	2,512	-31.96	139,814	92,396	-51.32
PALESTINA	330	0	-100.00	10,001	0	--
YEMEN	63,230	82,178	29.97	739,136	665,025	-11.14
OMAN	18	5,634	31,200.00	231	99,696	99.77
SYRIA ARAB REPUBLIC	2	0	-100.00	23	0	--
TURKEY	74,334	97,236	30.81	1,501,154	1,371,848	-9.43
UNITED ARAB EMIRATES	2,674,815	2,620,992	-2.01	27,082,461	30,094,803	10.01
QATAR	3,713	3,025	-18.53	78,051	64,469	-21.07
BAHRAIN	9,591	17,479	82.24	71,630	88,807	19.34
CYPRUS	1,724	8,466	391.07	26,241	78,014	66.36
EGYPT	262,608	387,863	47.70	3,168,338	3,863,886	18.00
LIBYAN ARAB JAMAHIRIYA	0	18,502	--	0	64,293	100.00
MOROCCO	29,481	640	-97.83	322,452	25,248	-1,177.14
TUNISIA	10,127	0	-100.00	50,497	0	--
ALGERIA	98,983	81,695	-17.47	820,643	847,256	3.14
SUDAN	455,465	529,771	16.31	5,312,972	5,187,086	-2.43
ERITREA	0	1,926	--	0	9,191	100.00
ETHIOPIA	225,817	37,620	-83.34	2,831,335	351,120	-706.37
TANZANIA, UNITED REPUBLIC OF	60,178	534,786	788.67	76,332	250,641	69.55
MADAGASCAR	45,392	32,851	-27.63	141,025	44,948	-213.75
SOMALIA	49,433	30,516	-38.27	727,117	198,512	-266.28
KENYA	436,689	290,296	-33.52	920,850	698,037	-31.92
REUNION	13,066	6,496	-50.28	74,993	26,720	-180.66
MOZAMBIQUE	22,050	108,160	390.52	68,717	157,254	56.30
EQUATORIAL GUINEA	25,785	0	-100.00	24,050	0	--
TOGO	1,924,915	2,573,580	33.70	3,567,096	3,804,333	6.24
GHANA	329,098	238,485	-27.53	632,333	215,030	-194.07

TABEL 5. PERKEMBANGAN EKSPOR INDONESIA MENURUT KOMODITI DAN NEGARA TUJUAN

JENIS BARANG	BERAT BERSIH (KG)		PERUB	NILAI FOB (US \$)		PERUB
	JAN-MAR 2006	JAN-MAR 2007	%	JAN-MAR 2006	JAN-MAR 2007	%
(1)	(2)	(3)	(4)	(5)	(6)	(7)
LIBERIA	47,531	51,295	7.92	56,160	55,200	-1.74
GUINEA	502,266	387,263	-22.90	497,370	438,530	-13.42
ANGOLA	267,075	330,624	23.79	439,409	40,389	-987.94
CONGO	220,526	108,000	-51.03	314,147	158,400	-98.33
CAMEROON	246,975	321,262	30.08	339,412	449,383	24.47
NIGERIA	323,126	104,677	-67.60	823,035	552,173	-49.05
GABON	21,333	21,926	2.78	31,205	16,240	-92.15
COTE D'IVOIRE	72,998	6	-99.99	116,020	318	-36,384.28
SENEGAL	534,062	722,255	35.24	593,923	656,474	9.53
MAURITANIA	22,819	25,141	10.18	131,945	81,765	-61.37
MALI	120,000	0	-100.00	184,176	0	--
BENIN	905,975	860,949	-4.97	5,102,993	3,873,904	-31.73
GAMBIA	86,427	122,457	41.69	79,200	115,234	31.27
U.S. VIRGIN ISLANDS	241	2,249	833.20	1,654	4,656	64.48
SEYCHELLES	703	687	-2.28	20,635	16,832	-22.59
UGANDA	46,457	63,886	37.52	195,764	180,755	-8.30
CENTRAL AFRICAN REPUBLIC	76	0	-100.00	10,519	0	--
NIGER	137,649	171,932	24.91	881,736	1,295,170	31.92
DJIBOUTI	342,177	16,672	-95.13	1,289,666	220,864	-483.92
SWAZILAND	40	0	-100.00	2,148	0	--
SOUTH AFRICA	205,945	246,920	19.90	1,877,941	2,138,162	12.17
ZIMBABWE	12,879	12,711	-1.30	75,098	73,211	-2.58
MALAWI	0	21,238	--	0	8,990	100.00
MAURITIUS	13,241	28,886	118.16	98,918	124,465	20.53
AUSTRALIA	652,220	512,239	-21.46	11,286,701	9,984,683	-13.04
NEW ZEALAND	62,455	41,186	-34.05	1,047,470	703,491	-48.90
GUAM	1,043	2,621	151.29	15,436	15,474	0.25
PALAU	47	0	-100.00	291	0	--
NEW CALEDONIA	24,357	13,999	-42.53	298,263	161,479	-84.71
NORTHERN MARIANA ISLANDS	927	40	-95.69	28,072	2,903	-867.00
SAINT VINCENT AND THE GRENADINES	51	96	88.24	369	188	-96.28
VANUATU	1,486	3,621	143.67	4,533	4,010	-13.04
WALLIS AND FUTUNA ISLANDS	689	3,433	398.26	1,451	5,093	71.51
AMERICAN SAMOA	674	0	-100.00	4,200	0	--
COOK ISLANDS	664	399	-39.91	4,734	3,071	-54.15
FIJI	18,917	15,973	-15.56	138,111	99,120	-39.34
KIRIBATI	4,722	0	-100.00	6,500	0	--
SAMOA	13,196	0	-100.00	77,792	0	--
SOLOMON ISLANDS	265	0	-100.00	126	0	--
TONGA	18,688	0	-100.00	13,899	0	--
EAST TIMOR	29,406	623	-97.88	23,015	15,410	-49.35
UNITED STATES	45,549,720	54,318,429	19.25	782,582,368	919,479,567	14.89
CANADA	1,299,952	1,447,167	11.32	25,967,761	28,043,890	7.40
MEXICO	266,968	422,084	58.10	4,296,733	7,179,178	40.15
GUATEMALA	0	241	--	0	3,739	100.00
PANAMA	529,006	495,091	-6.41	4,794,619	4,146,365	-15.63
SURINAME	8,726	2,985	-65.79	44,583	17,370	-156.67
CHILE	98,294	37,408	-61.94	1,272,971	431,296	-195.15
VENEZUELA	113,103	2,127	-98.12	277,034	83,592	-231.41
ARGENTINA	37,330	62,109	66.38	596,149	1,215,746	50.96
BRAZIL	247,802	303,828	22.61	1,478,766	2,565,780	42.37
COLOMBIA	629	1,260	100.32	10,035	32,018	68.66
BOLIVIA	64	16	-75.00	2,525	942	-168.05
URUGUAY	2,184	7,120	226.01	39,871	144,270	72.36
PARAGUAY	6	8	33.33	122	201	39.30
ECUADOR	1,865	7,442	299.03	40,177	70,647	43.13
PERU	571	3,752	557.09	10,479	44,853	76.64
TRINIDAD AND TOBAGO	1	0	-100.00	52	0	--
BAHAMAS	4,582	2,166	-52.73	2,025	2,770	26.90
JAMAICA	4,378	7,254	65.69	31,578	27,775	-13.69
PUERTO RICO	75,087	73,353	-2.31	996,611	747,015	-33.41
BELIZE	240	33	-86.25	9,315	46	-20,150.00
DOMINICAN REPUBLIC	4,873	5,237	7.47	71,950	71,367	-0.82
EL SALVADOR	686	0	-100.00	1,793	0	--
COSTA RICA	7,872	14,289	81.52	23,313	42,829	45.57
HAITI	1,843	0	-100.00	20,000	0	--
BARBADOS	48	0	-100.00	4,485	0	--
ANTIGUA AND BARBUDA	695	1	-99.86	7,490	39	-19,105.13
ARUBA	0	105	--	0	185	100.00
BERMUDA	667	1,059	58.77	7,736	14,562	46.88
CAPE VERDE	0	217	--	0	120	100.00
CAYMAN ISLANDS	0	10	--	0	855	100.00
FRENCH GUIANA	287	3,430	1,095.12	155	29,088	99.47
FRENCH POLYNESIA	20,211	50,053	147.65	148,301	155,702	4.75
MARTINIQUE	4,106	6,077	48.00	11,716	34,204	65.75
NETHERLANDS ANTILLES	64,216	40,962	-36.21	673,975	413,981	-62.80
SAINT LUCIA	1,829	129	-92.95	2,600	6,758	61.53
GAUDELOUPE	3,034	2,957	-2.54	16,970	31,574	46.25

TABEL 5. PERKEMBANGAN EKSPOR INDONESIA MENURUT KOMODITI DAN NEGARA TUJUAN

JENIS BARANG	BERAT BERSIH (KG)		PERUB	NILAI FOB (US \$)		PERUB
	JAN-MAR 2006	JAN-MAR 2007	%	JAN-MAR 2006	JAN-MAR 2007	%
(1)	(2)	(3)	(4)	(5)	(6)	(7)
SAINT KITTS AND NEVIS	1,119	342	-69.44	1,966	5,610	64.96
UNITED KINGDOM	5,067,863	4,255,680	-16.03	78,360,700	70,547,172	-11.08
NETHERLANDS	1,429,550	1,258,187	-11.99	24,836,621	25,485,269	2.55
FRANCE	1,457,833	1,108,908	-23.93	22,988,858	19,705,490	-16.66
GERMANY, FED. REP. OF	5,468,905	5,357,915	-2.03	98,252,810	96,679,174	-1.63
AUSTRIA	60,813	74,539	22.57	1,122,808	1,449,361	22.53
BELGIUM	1,283,017	1,211,496	-5.57	24,597,659	24,172,725	-1.76
SWITZERLAND	169,566	167,522	-1.21	2,827,861	3,133,911	9.77
LUXEMBOURG	1,942	0	-100.00	25,178	0	--
GIBRALTAR	96	0	-100.00	3,320	0	--
MONACO	1,271	0	-100.00	30,522	0	--
DENMARK	81,771	86,849	6.21	1,167,829	1,263,350	7.56
NORWAY	61,985	57,623	-7.04	1,100,905	970,870	-13.39
SWEDEN	177,460	155,515	-12.37	3,021,937	2,836,274	-6.55
FINLAND	35,643	10,555	-70.39	385,993	96,511	-299.95
IRELAND	104,383	122,282	17.15	1,678,573	2,083,795	19.45
ITALY	1,106,680	874,580	-20.97	20,557,328	20,807,428	1.20
SPAIN	1,114,131	663,564	-40.44	14,480,787	8,394,313	-72.51
PORTUGAL	41,738	23,858	-42.84	293,203	148,104	-97.97
MONTSERAT	0	172	--	0	3,764	100.00
GREECE	53,415	64,548	20.84	494,402	786,274	37.12
CZECHOSLOVAKIA	177,091	98,661	-44.29	422,000	96,189	-338.72
HUNGARY	19,988	21,855	9.34	231,970	173,685	-33.56
POLAND	62,734	61,653	-1.72	955,748	991,058	3.56
ROMANIA	2,459	2,329	-5.29	33,436	62,731	46.70
BULGARIA	4,730	1,238	-73.83	90,363	14,130	-539.51
YUGOSLAVIA	446	7,254	1,526.46	11,757	47,460	75.23
ALBANIA	0	904	--	0	12,337	100.00
BELARUS	33	0	-100.00	2,170	0	--
KAZAKHSTAN	0	25	--	0	1,369	100.00
MOLDOVA, REPUBLIC OF	83	27	-67.47	1,667	762	-118.77
UKRAINE	107,833	176,818	63.97	1,238,571	2,454,017	49.53
LITHUANIA	7,876	6,839	-13.17	88,098	117,804	25.22
ESTONIA	6,706	2,670	-60.18	67,947	39,495	-72.04
GEORGIA	8	0	-100.00	4	0	--
CROATIA	10,389	22,683	118.34	104,742	78,515	-33.40
BOSNIA AND HERZEGOVINA	0	610	--	0	1,571	100.00
MALTA	36,167	71,809	98.55	228,313	295,232	22.67
SLOVAKIA	3,112	14,331	360.51	38,301	319,043	88.00
SLOVENIA	332	1,212	265.06	5,654	21,633	73.86
CZECH REPUBLIC	10,062	20,583	104.56	255,572	625,380	59.13
REP. OF MACEDONIA	0	984	--	0	4,603	100.00
RUSSIA FEDERATION	96,531	142,699	47.83	2,047,620	3,058,690	33.06
-KAIN TENUN	69,579,605	68,841,413	-1.06	325,571,272	340,358,468	4.34
JAPAN	7,465,935	8,245,985	10.45	29,191,154	34,102,262	14.40
HONG KONG	2,463,018	1,844,100	-25.13	13,953,820	11,127,383	-25.40
KOREA, REPUBLIC OF	940,984	949,054	0.86	3,393,407	3,286,903	-3.24
TAIWAN	256,504	1,491,463	481.46	805,201	8,852,084	90.90
CHINA	1,509,292	1,375,740	-8.85	9,592,014	9,223,358	-4.00
MACAU	59,046	14,456	-75.52	398,387	74,360	-435.75
PAPUA NEW GUINEA	29,759	30,794	3.48	156,781	175,926	10.88
THAILAND	1,947,117	2,118,650	8.81	8,683,851	8,572,286	-1.30
SINGAPORE	1,107,743	1,228,298	10.88	5,946,550	6,198,411	4.06
PHILIPPINES	1,381,722	1,143,424	-17.25	12,121,834	12,698,593	4.54
MALAYSIA	4,635,936	4,504,308	-2.84	17,089,296	17,053,875	-0.21
MYANMAR (FORM. BURMA)	170,158	193,897	13.95	1,155,712	1,141,631	-1.23
CAMBODIA	1,092,898	594,402	-45.61	3,923,992	2,592,741	-51.35
BRUNEI DARUSSALAM	23,700	17,686	-25.38	159,311	92,841	-71.60
LAO PEOPLE'S DEMOCRATIC REPUBLI	19,422	26,590	36.91	79,543	94,353	15.70
NEPAL	1,584	778	-50.88	5,917	4,360	-35.71
VIET NAM	1,040,053	917,081	-11.82	6,900,515	5,395,677	-27.89
MALDIVES	44,403	17,577	-60.41	147,499	56,113	-162.86
INDIA	674,050	935,600	38.80	3,944,281	4,732,920	16.66
PAKISTAN	212,318	187,969	-11.47	691,701	706,706	2.12
BANGLADESH	2,605,679	2,440,394	-6.34	10,361,716	10,078,915	-2.81
SRI LANKA	1,274,689	983,885	-22.81	7,219,441	5,619,655	-28.47
AFGHANISTAN	38,138	22,262	-41.63	145,374	110,269	-31.84
IRAN (ISLAMIC REPUBLIC OF)	367,966	108,343	-70.56	1,741,371	424,097	-310.61
SAUDI ARABIA	1,962,984	2,468,897	25.77	11,412,777	14,664,368	22.17
KUWAIT	266,946	484,423	81.47	1,751,077	3,865,127	54.70
JORDAN	409,454	228,907	-44.09	2,020,686	1,291,248	-56.49
LEBANON	51,669	43,479	-15.85	307,541	267,344	-15.04
YEMEN	385,307	261,809	-32.05	2,193,801	1,306,533	-67.91
OMAN	116,516	111,785	-4.06	630,068	628,135	-0.31
SYRIA ARAB REPUBLIC	415,435	248,578	-40.16	2,367,147	1,406,868	-68.26
TURKEY	5,321,162	5,933,321	11.50	22,998,878	25,128,240	8.47
UNITED ARAB EMIRATES	5,592,668	5,463,302	-2.31	33,875,505	34,388,967	1.49

TABEL 5. PERKEMBANGAN EKSPOR INDONESIA MENURUT KOMODITI DAN NEGARA TUJUAN

JENIS BARANG	BERAT BERSIH (KG)		PERUB	NILAI FOB (US \$)		PERUB
	JAN-MAR 2006	JAN-MAR 2007	%	JAN-MAR 2006	JAN-MAR 2007	%
(1)	(2)	(3)	(4)	(5)	(6)	(7)
QATAR	41,759	39,844	-4.59	224,126	284,291	21.16
BAHRAIN	47,616	11,285	-76.30	348,452	125,601	-177.43
CYPRUS	43,236	25,069	-42.02	230,200	186,020	-23.75
EGYPT	704,498	328,078	-53.43	2,413,182	1,584,221	-52.33
LIBYAN ARAB JAMAHIRIYA	95,856	201,490	110.20	496,719	1,011,281	50.88
MOROCCO	206,052	157,440	-23.59	1,274,772	983,774	-29.58
TUNISIA	31,700	64,490	103.44	177,773	268,526	33.80
ALGERIA	157,010	15,294	-90.26	282,280	88,520	-218.89
SUDAN	118,802	76,843	-35.32	685,570	445,745	-53.80
LESOTHO	136,798	200,105	46.28	489,262	589,580	17.02
ETHIOPIA	7,721	6,488	-15.97	44,341	46,999	5.66
MADAGASCAR	139,561	39,530	-71.68	516,862	139,842	-269.60
SOMALIA	21,132	23,336	10.43	193,104	121,072	-59.50
KENYA	397,650	444,353	11.74	1,585,673	1,907,935	16.89
MOZAMBIQUE	199,996	0	-100.00	295,371	0	--
BOTSWANA	0	7,162	--	0	49,303	100.00
TOGO	19,779	12,136	-38.64	76,681	49,554	-54.74
GHANA	70,077	58,289	-16.82	354,551	203,597	-74.14
GUINEA	17,205	14,286	-16.97	17,446	40,886	57.33
CONGO	1	0	-100.00	16	0	--
CAMEROON	9,424	15,099	60.22	63,808	88,812	28.15
NIGERIA	18,323	9,917	-45.88	203,262	84,873	-139.49
GABON	9,255	1,078	-88.35	13,666	900	-1,418.44
COTE D'IVOIRE	502	10,232	1,938.25	2,014	31,478	93.60
SENEGAL	5,555	31,309	463.62	5,550	48,742	88.61
MALI	1,428	0	-100.00	12,071	0	--
BENIN	29,433	11,596	-60.60	208,303	43,548	-378.33
GAMBIA	3,882	0	-100.00	13,507	0	--
DJIBOUTI	33,270	9,883	-70.29	138,156	34,503	-300.42
SWAZILAND	20,126	0	-100.00	46,202	0	--
SOUTH AFRICA	590,639	1,089,122	84.40	2,966,149	4,479,800	33.79
ZIMBABWE	52,400	184,719	252.52	204,359	588,250	65.26
MAURITIUS	39,004	107,445	175.47	146,009	482,009	69.71
ZAIRE	12,600	0	-100.00	99,351	0	--
AUSTRALIA	641,393	1,064,894	66.03	2,267,767	3,181,976	28.73
NEW ZEALAND	78,978	107,968	36.71	348,029	604,421	42.42
GUAM	334	0	-100.00	596	0	--
NEW CALEDONIA	0	705	--	0	1,419	100.00
NORTHERN MARIANA ISLANDS	0	300	--	0	6,200	100.00
VANUATU	0	422	--	0	123	100.00
AMERICAN SAMOA	522	0	-100.00	4,106	0	--
FIJI	61,372	84,357	37.45	252,993	425,776	40.58
KIRIBATI	2,877	0	-100.00	3,960	0	--
EAST TIMOR	2,673	1,703	-36.29	2,169	46,612	95.35
UNITED STATES	3,529,593	3,313,664	-6.12	18,061,880	21,646,755	16.56
CANADA	340,532	318,911	-6.35	1,819,435	1,817,024	-0.13
MEXICO	1,183,389	1,059,494	-10.47	4,351,348	4,580,571	5.00
GUATEMALA	34,326	12,954	-62.26	135,204	129,199	-4.65
HONDURAS	49,549	37,142	-25.04	369,069	395,696	6.73
NICARAGUA	13,447	135,392	906.86	67,982	444,267	84.70
PANAMA	129,047	162,238	25.72	620,756	732,571	15.26
SURINAME	0	842	--	0	4,892	100.00
CHILE	111,691	131,420	17.66	437,675	523,712	16.43
VENEZUELA	52,083	34,661	-33.45	198,676	168,793	-17.70
ARGENTINA	151,766	16,222	-89.31	605,729	100,742	-501.27
BRAZIL	375,772	557,009	48.23	2,042,571	3,263,233	37.41
COLOMBIA	87,223	242,682	178.23	473,716	1,169,285	59.49
BOLIVIA	768	0	-100.00	4,525	0	--
URUGUAY	0	29,961	--	0	153,001	100.00
PARAGUAY	11,965	0	-100.00	80,551	0	--
ECUADOR	943	16,613	1,661.72	7,092	69,861	89.85
PERU	71,947	124,905	73.61	385,796	819,184	52.90
DOMINICAN REPUBLIC	78,543	45,816	-41.67	462,099	244,866	-88.72
EL SALVADOR	204,215	19,658	-90.37	981,323	92,634	-959.36
COSTA RICA	163	24	-85.28	232	385	39.74
FRENCH POLYNESIA	3,208	6,686	108.42	43,813	57,438	23.72
MARTINIQUE	0	14	--	0	175	100.00
NETHERLANDS ANTILLES	561	7	-98.75	3,938	392	-904.59
UNITED KINGDOM	1,297,145	1,475,137	13.72	6,514,012	8,653,424	24.72
NETHERLANDS	1,904,565	1,584,839	-16.79	7,228,587	6,557,534	-10.23
FRANCE	492,961	340,434	-30.94	2,769,961	3,622,725	23.54
GERMANY, FED. REP. OF	2,350,486	1,624,523	-30.89	11,427,143	7,656,150	-49.25
AUSTRIA	10,843	10,585	-2.38	68,814	106,707	35.51
BELGIUM	1,201,032	1,401,056	16.65	4,404,744	4,439,631	0.79
SWITZERLAND	274	3,092	1,028.47	2,296	141,423	98.38
DENMARK	49,947	61,156	22.44	360,252	372,974	3.41
NORWAY	14,350	54,381	278.96	61,908	224,721	72.45
SWEDEN	14,891	24,624	65.36	92,640	134,678	31.21

TABEL 5. PERKEMBANGAN EKSPOR INDONESIA MENURUT KOMODITI DAN NEGARA TUJUAN

JENIS BARANG	BERAT BERSIH (KG)		PERUB	NILAI FOB (US \$)		PERUB
	JAN-MAR 2006	JAN-MAR 2007	%	JAN-MAR 2006	JAN-MAR 2007	%
	(1)	(2)	(3)	(4)	(5)	(6)
FINLAND	194,080	229,805	18.41	1,249,436	1,488,550	16.06
IRELAND	30,816	21,947	-28.78	126,016	69,990	-80.05
ITALY	5,058,360	3,598,687	-28.86	16,504,153	12,212,514	-35.14
SPAIN	1,234,024	1,381,113	11.92	4,394,055	4,957,547	11.37
PORTUGAL	218,246	122,313	-43.96	921,345	520,562	-76.99
GREECE	160,797	209,797	30.47	912,183	1,118,005	18.41
HUNGARY	215,194	157,558	-26.78	964,697	955,333	-0.98
POLAND	382,506	517,207	35.22	2,322,890	3,294,606	29.49
ROMANIA	25,832	70,771	173.97	141,355	311,395	54.61
BULGARIA	35,065	16,805	-52.07	168,244	98,730	-70.41
BELARUS	25,316	51,599	103.82	176,359	353,170	50.06
UKRAINE	179,768	237,580	32.16	1,087,852	1,609,551	32.41
UZBEKISTAN	39,202	59,169	50.93	67,236	157,530	57.32
LATVIA	229	3,852	1,582.10	3,524	11,410	69.11
ESTONIA	5,298	0	-100.00	15,844	0	--
MALTA	114	429	276.32	423	5,403	92.17
SLOVAKIA	9,291	30,010	223.00	79,315	161,902	51.01
SLOVENIA	5,553	0	-100.00	37,539	0	--
CZECH REPUBLIC	22,691	55,574	144.92	147,172	263,000	44.04
RUSSIA FEDERATION	15,304	137,551	798.79	93,311	805,889	88.42
-TEKSTIL LAINNYA	292,754,149	300,297,128	2.58	614,673,246	672,017,564	8.53
JAPAN	20,405,732	20,475,407	0.34	56,818,522	60,418,479	5.96
HONG KONG	11,538,523	9,086,484	-21.25	22,273,983	18,776,380	-18.63
KOREA, DEMOCRATIC PEOPLE'S REPL	317,449	0	-100.00	678,879	0	--
KOREA, REPUBLIC OF	21,106,356	24,607,102	16.59	50,916,683	58,634,549	13.16
TAIWAN	8,843,239	8,086,205	-8.56	16,142,941	14,841,062	-8.77
CHINA	12,054,464	14,063,707	16.67	26,101,457	25,530,859	-2.23
MONGOLIA	162	0	-100.00	1,209	0	--
MACAU	1,372,894	4,323	-99.69	3,548,715	66,569	-5,230.88
PAPUA NEW GUINEA	73,052	10,194	-86.05	173,919	24,028	-623.82
THAILAND	6,432,086	7,539,534	17.22	15,423,727	19,764,347	21.96
SINGAPORE	9,063,867	4,528,644	-50.04	17,303,647	13,300,231	-30.10
PHILIPPINES	7,984,668	5,289,252	-33.76	15,405,094	10,892,480	-41.43
MALAYSIA	7,334,179	8,002,425	9.11	17,169,569	19,394,555	11.47
MYANMAR (FORM. BURMA)	21,451	10,191	-52.49	103,662	60,300	-71.91
CAMBODIA	216,278	178,961	-17.25	669,338	783,219	14.54
BRUNEI DARUSSALAM	25,848	27,826	7.65	38,970	84,984	54.14
NEPAL	17,372	66	-99.62	23,417	650	-3,502.62
VIET NAM	6,984,108	8,006,335	14.64	12,098,675	13,851,533	12.65
MALDIVES	10,517	18,755	78.33	53,464	81,087	34.07
INDIA	12,768,829	4,769,516	-62.65	18,303,265	8,802,607	-107.93
PAKISTAN	8,237,335	3,594,620	-56.36	12,137,914	7,010,794	-73.13
BANGLADESH	5,174,198	6,245,129	20.70	12,954,494	15,024,960	13.78
SRI LANKA	3,311,076	3,485,861	5.28	9,285,624	9,628,530	3.56
AFGHANISTAN	10,625	0	-100.00	21,075	0	--
IRAN (ISLAMIC REPUBLIC OF)	5,863,296	4,722,050	-19.46	10,454,454	8,688,252	-20.33
SAUDI ARABIA	461,993	568,634	23.08	1,976,472	2,627,832	24.79
KUWAIT	31,381	162,736	418.58	196,311	678,241	71.06
JORDAN	232,810	151,053	-35.12	452,251	312,580	-44.68
LEBANON	17,021	16,322	-4.11	67,210	192,512	65.09
YEMEN	310,065	186,119	-39.97	895,809	607,690	-47.41
OMAN	11,964	5,936	-50.38	54,204	24,241	-123.60
SYRIA ARAB REPUBLIC	1,115,549	931,565	-16.49	1,866,412	1,644,957	-13.46
TURKEY	16,106,405	25,397,165	57.68	30,169,247	55,911,513	46.04
UNITED ARAB EMIRATES	1,093,755	1,882,494	72.11	6,762,496	7,199,194	6.07
QATAR	13,846	2,842	-79.47	68,103	5,735	-1,087.50
BAHRAIN	60	330	450.00	278	595	53.28
CYPRUS	572	135	-76.40	3,579	935	-282.78
EGYPT	13,056,423	8,822,173	-32.43	21,101,539	15,015,644	-40.53
LIBYAN ARAB JAMAHIRIYA	0	33,903	--	0	49,293	100.00
MOROCCO	2,346,279	1,148,073	-51.07	2,741,494	1,461,733	-87.55
TUNISIA	100,339	137,324	36.86	223,386	301,916	26.01
ALGERIA	1,140,826	690,599	-39.47	1,853,703	1,420,795	-30.47
SUDAN	37,792	2,025	-94.64	57,300	2,063	-2,677.51
ETHIOPIA	6,600	0	-100.00	22,770	0	--
TANZANIA, UNITED REPUBLIC OF	155,295	50,901	-67.22	275,498	88,103	-212.70
MADAGASCAR	95,164	91,731	-3.61	315,794	266,146	-18.65
SOMALIA	26,474	0	-100.00	303,240	0	--
KENYA	165,553	481,254	190.69	232,180	706,528	67.14
REUNION	16,369	14,117	-13.76	35,589	18,756	-89.75
BOTSWANA	6,768	0	-100.00	15,909	0	--
EQUATORIAL GUINEA	1,014	0	-100.00	946	0	--
TOGO	15,779	24,364	54.41	41,400	90,638	54.32
GHANA	227,588	265,801	16.79	684,811	949,598	27.88
GUINEA	25,842	0	-100.00	34,707	0	--
CONGO	22,687	0	-100.00	78,385	0	--
CAMEROON	727	6,435	785.14	1,015	24,039	95.78

TABEL 5. PERKEMBANGAN EKSPOR INDONESIA MENURUT KOMODITI DAN NEGARA TUJUAN

JENIS BARANG	BERAT BERSIH (KG)		PERUB	NILAI FOB (US \$)		PERUB
	JAN-MAR 2006	JAN-MAR 2007	%	JAN-MAR 2006	JAN-MAR 2007	%
(1)	(2)	(3)	(4)	(5)	(6)	(7)
NIGERIA	80,620	15,511	-80.76	174,728	36,245	-382.07
SIERRA LEONE	0	443	--	0	600	100.00
GABON	0	4,996	--	0	3,877	100.00
COTE D'IVOIRE	60,324	74,129	22.88	165,257	198,721	16.84
SENEGAL	2,138	46,783	2,088.17	6,039	145,044	95.84
MAURITANIA	33,511	224,010	568.47	241,920	719,394	66.37
MALI	0	12,797	--	0	40,388	100.00
BENIN	75,518	375	-99.50	600,169	232	-258,593.53
GAMBIA	9,604	20,957	118.21	8,039	12,348	34.90
U.S. VIRGIN ISLANDS	50	20	-60.00	376	60	-526.67
SEYCHELLES	3,447	2,640	-23.41	5,803	7,324	20.77
UGANDA	1,042	1,372	31.67	8,960	3,475	-157.84
NIGER	1,235	0	-100.00	11,600	0	--
DJIBOUTI	1,258,950	318,742	-74.68	2,554,013	860,457	-196.82
SOUTH AFRICA	1,319,836	1,528,895	15.84	2,965,049	3,699,525	19.85
ZIMBABWE	17,711	272	-98.46	90,034	1,668	-5,297.72
ZAMBIA	8,191	38,689	372.34	19,694	71,438	72.43
MAURITIUS	185,374	291,676	57.34	487,148	988,043	50.70
RWANDA	23,520	0	-100.00	32,599	0	--
AUSTRALIA	3,645,729	4,760,197	30.57	8,329,537	9,604,621	13.28
NEW ZEALAND	642,818	734,934	14.33	2,094,821	2,089,559	-0.25
GUAM	5,370	1,871	-65.16	20,177	6,834	-195.24
PALAU	34	0	-100.00	4,728	0	--
NEW CALEDONIA	19,404	9,049	-53.37	61,136	47,473	-28.78
NORTHERN MARIANA ISLANDS	1,883	217	-88.48	4,267	1,367	-212.14
SAINT VINCENT AND THE GRENADINES	0	1,108	--	0	2,150	100.00
VANUATU	6,944	3,094	-55.44	6,798	3,680	-84.73
WALLIS AND FUTUNA ISLANDS	4,640	127	-97.26	7,299	246	-2,867.07
AMERICAN SAMOA	95	0	-100.00	12,955	0	--
COOK ISLANDS	2,132	10,065	372.09	4,148	26,410	84.29
FIJI	19,125	9,748	-49.03	133,752	36,920	-262.28
KIRIBATI	0	1,667	--	0	2,970	100.00
MARSHALL ISLANDS	214	0	-100.00	525	0	--
TONGA	0	384	--	0	474	100.00
EAST TIMOR	16,164	163,037	908.64	21,644	289,571	92.53
UNITED STATES	22,955,439	22,320,694	-2.77	50,685,089	50,422,340	-0.52
CANADA	2,047,227	1,618,627	-20.94	4,777,905	3,886,463	-22.94
MEXICO	2,630,223	3,615,001	37.44	5,001,344	7,372,207	32.16
GUATEMALA	146,922	121,885	-17.04	276,570	256,858	-7.67
HONDURAS	19,596	0	-100.00	51,123	0	--
NICARAGUA	10,427	0	-100.00	23,089	0	--
PANAMA	104,386	24,809	-76.23	227,650	63,925	-256.12
SURINAME	51,475	92,351	79.41	102,953	166,266	38.08
CHILE	1,050,168	747,254	-28.84	2,309,574	1,741,870	-32.59
VENEZUELA	1,978,867	1,317,918	-33.40	4,236,386	2,883,319	-46.93
ARGENTINA	4,018,330	4,123,375	2.61	8,202,264	8,994,310	8.81
BRAZIL	24,834,083	31,696,242	27.63	42,770,074	64,229,825	33.41
COLOMBIA	1,785,352	1,576,759	-11.68	3,762,136	3,366,706	-11.75
URUGUAY	229,501	40,683	-82.27	507,887	66,548	-663.19
PARAGUAY	0	5,760	--	0	15,782	100.00
ECUADOR	397,371	573,345	44.28	708,719	1,179,338	39.91
PERU	354,637	811,877	128.93	883,702	1,543,437	42.74
TRINIDAD AND TOBAGO	37,541	0	-100.00	58,517	0	--
BAHAMAS	573	3,091	439.44	735	3,256	77.43
JAMAICA	111,394	67,032	-39.82	175,305	127,046	-37.99
PUERTO RICO	469	1,237	163.75	7,983	8,353	4.43
BELIZE	279	0	-100.00	1,027	0	--
DOMINICAN REPUBLIC	77,486	90,997	17.44	196,278	156,807	-25.17
EL SALVADOR	193,056	141,962	-26.47	351,190	258,589	-35.81
COSTA RICA	87,786	27,001	-69.24	139,782	87,071	-60.54
HAITI	57,460	0	-100.00	80,441	0	--
BARBADOS	337	0	-100.00	789	0	--
ANTIGUA AND BARBUDA	0	185	--	0	350	100.00
ARUBA	0	198	--	0	346	100.00
BERMUDA	411	69	-83.21	2,877	616	-367.05
CAYMAN ISLANDS	0	59	--	0	16	100.00
FRENCH GUIANA	832	1,091	31.13	447	4,017	88.87
FRENCH POLYNESIA	26,973	40,878	51.55	73,085	117,358	37.72
GRENADA	21,423	63	-99.71	47,023	455	-10,234.73
MARTINIQUE	6,432	5,874	-8.68	9,723	19,591	50.37
NETHERLANDS ANTILLES	13,578	393	-97.11	41,921	5,515	-660.13
SAINT LUCIA	0	62	--	0	866	100.00
TURKS AND CAICOS ISLANDS	417	0	-100.00	120	0	--
GUADELOUPE	5,682	4,715	-17.02	18,571	16,328	-13.74
SAINT KITTS AND NEVIS	879	341	-61.21	1,544	5,154	70.04
UNITED KINGDOM	2,262,908	3,644,862	61.07	5,684,308	7,733,427	26.50
NETHERLANDS	1,141,756	1,159,364	1.54	2,941,063	3,382,195	13.04
FRANCE	355,714	529,510	48.86	1,649,450	2,582,267	36.12

TABEL 5. PERKEMBANGAN EKSPOR INDONESIA MENURUT KOMODITI DAN NEGARA TUJUAN

JENIS BARANG	BERAT BERSIH (KG)		PERUB	NILAI FOB (US \$)		PERUB
	JAN-MAR 2006	JAN-MAR 2007	%	JAN-MAR 2006	JAN-MAR 2007	%
(1)	(2)	(3)	(4)	(5)	(6)	(7)
GERMANY, FED. REP. OF	5,312,281	7,748,299	45.86	13,512,825	18,768,915	28.00
AUSTRIA	10,689	27,342	155.80	78,377	122,676	36.11
BELGIUM	6,477,933	8,471,343	30.77	12,993,987	17,396,394	25.31
SWITZERLAND	156,025	16,806	-89.23	355,352	59,772	-494.51
DENMARK	164,540	191,172	16.19	674,402	710,361	5.06
NORWAY	17,030	210,564	1,136.43	149,105	1,357,751	89.02
SWEDEN	603,352	581,731	-3.58	3,741,434	3,189,661	-17.30
FINLAND	69,468	265,210	281.77	158,861	503,816	68.47
IRELAND	257	30,165	11,637.35	126	55,202	99.77
ITALY	8,840,458	12,626,873	42.83	17,456,582	25,265,274	30.91
SPAIN	5,133,277	6,412,927	24.93	10,670,076	13,917,973	23.34
PORTUGAL	1,213,824	1,834,789	51.16	3,208,263	3,982,071	19.43
GREECE	1,580,057	1,972,281	24.82	3,668,163	4,834,302	24.12
CZECHOSLOVAKIA	255	18,327	7,087.06	934	93,732	99.00
HUNGARY	589,909	622,926	5.60	1,216,417	1,120,583	-8.55
POLAND	962,188	1,257,637	30.71	1,976,897	2,638,634	25.08
ROMANIA	68,139	195,231	186.52	125,178	358,137	65.05
BULGARIA	2,169	54,978	2,434.72	8,651	108,792	92.05
YUGOSLAVIA	0	602	--	0	3,073	100.00
KAZAKHSTAN	0	3,600	--	0	1,046	100.00
KYRGYZSTAN	0	28,210	--	0	79,626	100.00
UKRAINE	26,773	33,915	26.68	81,215	72,231	-12.44
UZBEKISTAN	40	0	-100.00	5	0	--
LITHUANIA	559,295	793,757	41.92	897,761	1,382,112	35.04
LATVIA	20,352	73,900	263.11	87,848	180,199	51.25
ESTONIA	10,818	51,093	372.30	44,585	119,588	62.72
GEORGIA	4,316	0	-100.00	2,879	0	--
CROATIA	3,820	2,590	-32.20	8,035	7,555	-6.35
BOSNIA AND HERZEGOVINA	1,970	0	-100.00	6,091	0	--
MALTA	5,838	2,288	-60.81	44,265	8,274	-434.99
SLOVAKIA	139,047	43,664	-68.60	224,862	81,127	-177.17
SLOVENIA	41,851	81,419	94.54	48,121	139,538	65.51
CZECH REPUBLIC	154,952	76,064	-50.91	266,662	165,829	-60.81
RUSSIA FEDERATION	109,669	57,438	-47.63	248,693	431,657	42.39
-BARANG DARI KARET	106,938,082	113,006,026	5.67	280,056,046	315,268,745	11.17
JAPAN	20,551,663	20,665,194	0.55	56,506,614	61,199,076	7.67
HONG KONG	1,480,312	1,061,761	-28.27	5,348,696	4,317,055	-23.90
KOREA, REPUBLIC OF	1,162,443	1,128,128	-2.95	2,790,563	1,967,908	-41.80
TAIWAN	1,309,062	987,514	-24.56	3,454,564	2,892,871	-19.42
CHINA	1,204,942	3,623,298	200.70	2,697,442	7,562,811	64.33
PAPUA NEW GUINEA	596,057	325,407	-45.41	1,349,732	872,427	-54.71
THAILAND	2,111,960	2,589,537	22.61	6,736,120	8,291,627	18.76
SINGAPORE	2,079,570	1,757,105	-15.51	13,248,045	12,091,686	-9.56
PHILIPPINES	3,462,806	3,192,338	-7.81	5,597,229	5,101,970	-9.71
MALAYSIA	3,848,564	3,458,134	-10.14	7,977,860	7,380,803	-8.09
MYANMAR (FORM. BURMA)	267,216	204,852	-23.34	562,921	488,441	-15.25
CAMBODIA	165,485	130,168	-21.34	378,100	365,285	-3.51
BRUNEI DARUSSALAM	127,420	119,936	-5.87	263,570	299,591	12.02
LAO PEOPLE'S DEMOCRATIC REPUBLI	21,454	3,059	-85.74	50,975	8,948	-469.68
NEPAL	19,527	7,330	-62.46	42,651	20,699	-106.05
VIET NAM	967,930	911,958	-5.78	2,474,208	2,388,533	-3.59
MALDIVES	6,104	4,001	-34.45	14,782	1,875	-688.37
INDIA	281,629	466,726	65.72	666,288	892,979	25.39
PAKISTAN	831,480	643,489	-22.61	1,879,791	1,474,880	-27.45
BANGLADESH	411,535	486,430	18.20	861,291	1,078,600	20.15
SRI LANKA	537,412	583,391	8.56	1,126,408	1,243,224	9.40
AFGHANISTAN	45,658	37,194	-18.54	117,501	89,561	-31.20
IRAQ	23,735	0	-100.00	58,431	0	--
IRAN (ISLAMIC REPUBLIC OF)	757,446	571,478	-24.55	1,917,180	1,397,070	-37.23
SAUDI ARABIA	4,942,416	6,264,280	26.75	10,883,118	16,268,276	33.10
KUWAIT	192,339	90,542	-52.93	433,410	242,586	-78.66
JORDAN	405,882	512,612	26.30	725,475	1,348,356	46.20
LEBANON	253,649	346,586	36.64	597,513	946,526	36.87
YEMEN	1,093,406	1,476,816	35.07	2,530,846	4,113,314	38.47
OMAN	165,393	293,176	77.26	389,373	785,213	50.41
SYRIA ARAB REPUBLIC	366,229	508,736	38.91	852,223	996,199	14.45
TURKEY	986,131	971,089	-1.53	2,365,193	2,533,784	6.65
UNITED ARAB EMIRATES	5,502,335	5,340,021	-2.95	13,239,537	13,357,071	0.88
QATAR	121,096	183,157	51.25	281,369	508,318	44.65
BAHRAIN	28,203	94,918	236.55	72,140	278,120	74.06
CYPRUS	40,417	32,723	-19.04	113,535	82,167	-38.18
EGYPT	3,487,734	2,175,395	-37.63	7,277,448	5,017,570	-45.04
LIBYAN ARAB JAMAHIRIYA	509,096	395,990	-22.22	1,298,932	1,044,095	-24.41
MOROCCO	55,864	61,372	9.86	140,486	146,304	3.98
TUNISIA	20,341	21,121	3.83	49,899	58,757	15.08
ALGERIA	61,448	104,775	70.51	157,145	275,594	42.98
SUDAN	195,594	99,418	-49.17	484,117	264,948	-82.72

TABEL 5. PERKEMBANGAN EKSPOR INDONESIA MENURUT KOMODITI DAN NEGARA TUJUAN

JENIS BARANG	BERAT BERSIH (KG)		PERUB	NILAI FOB (US \$)		PERUB
	JAN-MAR 2006	JAN-MAR 2007	%	JAN-MAR 2006	JAN-MAR 2007	%
	(1)	(2)	(3)	(4)	(5)	(6)
TANZANIA, UNITED REPUBLIC OF	60,621	0	-100.00	135,555	0	--
MADAGASCAR	0	51	--	0	156	100.00
KENYA	34,756	47,414	36.42	84,063	125,816	33.19
REUNION	16,972	5,651	-66.70	57,065	16,580	-244.18
MOZAMBIQUE	14,208	0	-100.00	34,625	0	--
TOGO	5,210	0	-100.00	10,085	0	--
GHANA	150,547	158,055	4.99	195,628	269,157	27.32
LIBERIA	0	3,981	--	0	10,357	100.00
GUINEA	750	0	-100.00	1,500	0	--
ANGOLA	58,721	25,022	-57.39	145,482	69,029	-110.75
NIGERIA	496,375	361,683	-27.14	995,738	808,773	-23.12
COTE D'IVOIRE	23,858	18,693	-21.65	51,661	48,918	-5.61
SENEGAL	11,715	0	-100.00	23,912	0	--
BENIN	27,655	0	-100.00	72,469	0	--
SEYCHELLES	0	1,246	--	0	2,468	100.00
UGANDA	27,957	56,940	103.67	71,407	130,724	45.38
DJIBOUTI	121,719	114,925	-5.58	246,203	234,254	-5.10
SOUTH AFRICA	242,368	411,334	69.71	576,489	1,171,634	50.80
ZIMBABWE	0	6,080	--	0	19,950	100.00
MALAWI	5,516	0	-100.00	13,844	0	--
MAURITIUS	60,333	94,588	56.78	156,317	226,106	30.87
AUSTRALIA	1,429,442	2,250,132	57.41	3,610,838	6,278,459	42.49
NEW ZEALAND	378,059	698,317	84.71	956,680	1,945,478	50.83
MICRONESIA, FEDERATED STATES OF	14	0	-100.00	57	0	--
NEW CALEDONIA	251	4,024	1,503.19	2,975	11,820	74.83
VANUATU	3,983	4,124	3.54	9,530	11,452	16.78
AMERICAN SAMOA	14,198	72	-99.49	43,241	841	-5,041.62
COOK ISLANDS	7,934	33	-99.58	2,824	564	-400.71
FIJI	50,337	36,956	-26.58	112,394	106,590	-5.45
SAMOA	40,865	23,588	-42.28	100,726	124,391	19.02
SOLOMON ISLANDS	650	0	-100.00	9,818	0	--
EAST TIMOR	51,758	31,399	-39.33	37,884	78,619	51.81
UNITED STATES	20,025,472	23,151,718	15.61	53,013,464	65,495,740	19.06
CANADA	342,205	553,729	61.81	649,617	1,452,819	55.29
MEXICO	352,928	286,707	-18.76	846,158	701,653	-20.59
GUATEMALA	82,829	137,491	65.99	211,890	369,020	42.58
HONDURAS	174,102	71,114	-59.15	360,240	154,972	-132.45
NICARAGUA	0	7,810	--	0	19,913	100.00
PANAMA	11,654	76,961	560.38	24,333	248,618	90.21
SURINAME	0	6,822	--	0	17,013	100.00
CHILE	33,534	65,011	93.87	48,463	150,748	67.85
VENEZUELA	1,534	63,631	4,048.04	8,193	207,371	96.05
ARGENTINA	97,167	90,219	-7.15	236,541	280,409	15.64
BRAZIL	373,430	266,196	-28.72	753,925	637,581	-18.25
COLOMBIA	98,113	313,064	219.09	258,317	739,978	65.09
BOLIVIA	8,234	0	-100.00	23,920	0	--
URUGUAY	15,131	10,005	-33.88	28,427	30,310	6.21
PARAGUAY	12,711	0	-100.00	29,197	0	--
ECUADOR	8,851	8,325	-5.94	18,884	18,870	-0.07
PERU	88,348	158,078	78.93	247,869	295,758	16.19
TRINIDAD AND TOBAGO	12,351	68,581	455.27	45,304	229,731	80.28
JAMAICA	273,654	258,744	-5.45	661,143	652,307	-1.35
PUERTO RICO	0	4,281	--	0	13,230	100.00
DOMINICAN REPUBLIC	175,339	44,173	-74.81	416,832	129,258	-222.48
EL SALVADOR	0	7,134	--	0	19,563	100.00
COSTA RICA	210,466	107,917	-48.72	485,649	271,278	-79.02
HAITI	12,109	0	-100.00	30,468	0	--
BARBADOS	9,025	0	-100.00	23,554	0	--
DOMINICA	52,883	31,569	-40.30	130,370	73,631	-77.06
FRENCH POLYNESIA	4,130	0	-100.00	10,197	0	--
GUADELOUPE	2	0	-100.00	25	0	--
UNITED KINGDOM	4,077,059	5,319,564	30.48	10,694,963	14,756,228	27.52
NETHERLANDS	1,564,255	1,890,205	20.84	3,568,638	5,199,925	31.37
FRANCE	567,920	831,803	46.46	1,507,594	2,330,104	35.30
GERMANY, FED. REP. OF	4,693,005	3,615,679	-22.96	15,330,795	12,996,171	-17.96
AUSTRIA	40,759	1,873	-95.40	111,154	9,540	-1,065.14
BELGIUM	1,716,142	1,654,344	-3.60	4,013,974	4,286,228	6.35
SWITZERLAND	15,095	10,286	-31.86	38,218	37,028	-3.21
LUXEMBOURG	26	332	1,176.92	139	1,036	86.58
DENMARK	243,764	383,162	57.19	506,460	980,039	48.32
NORWAY	357,856	110,958	-68.99	1,010,336	309,065	-226.90
SWEDEN	503,200	212,698	-57.73	1,441,520	613,751	-134.87
FINLAND	503,015	570,676	13.45	1,253,828	1,547,592	18.98
IRELAND	164,395	196,461	19.51	439,050	569,460	22.90
ITALY	3,499,271	3,007,820	-14.04	9,295,801	8,767,908	-6.02
SPAIN	956,577	1,194,405	24.86	2,466,676	3,393,301	27.31
PORTUGAL	496,484	805,312	62.20	1,409,896	2,382,041	40.81
ICELAND	0	11,257	--	0	36,974	100.00

TABEL 5. PERKEMBANGAN EKSPOR INDONESIA MENURUT KOMODITI DAN NEGARA TUJUAN

JENIS BARANG	BERAT BERSIH (KG)		PERUB	NILAI FOB (US \$)		PERUB
	JAN-MAR 2006	JAN-MAR 2007	%	JAN-MAR 2006	JAN-MAR 2007	%
	(1)	(2)	(3)	(4)	(5)	(6)
GREECE	204,533	259,559	26.90	527,998	745,704	29.19
HUNGARY	97,820	114,412	16.96	327,737	456,325	28.18
POLAND	192,893	81,885	-57.55	502,334	392,731	-27.91
BULGARIA	62,748	39,133	-37.63	111,329	97,362	-14.35
ALBANIA	12,667	0	-100.00	21,180	0	--
ARMENIA	37,454	37,231	-0.60	95,256	96,191	0.97
AZERBAIJAN	10,671	0	-100.00	25,254	0	--
KAZAKHSTAN	0	10,227	--	0	27,628	100.00
TURKMENISTAN	13,094	0	-100.00	33,316	0	--
UKRAINE	19,528	21,289	9.02	38,053	69,034	44.88
LITHUANIA	47,170	28,707	-39.14	113,151	93,447	-21.09
LATVIA	103,930	199,997	92.43	217,024	469,737	53.80
ESTONIA	12,181	56,418	363.16	39,120	191,090	79.53
GEORGIA	25,970	54,355	109.30	62,655	150,542	58.38
CROATIA	176	7,800	4,331.82	602	19,800	96.96
MALTA	38,171	0	-100.00	101,327	0	--
SLOVAKIA	8,643	1	-99.99	24,125	13	-185,476.92
SLOVENIA	0	43,754	--	0	57,401	100.00
CZECH REPUBLIC	11,935	17,230	44.37	50,822	102,112	50.23
REP. OF MACEDONIA	19,499	0	-100.00	44,600	0	--
RUSSIA FEDERATION	108,219	142,450	31.63	296,410	486,212	39.04
-SHEET	77,572,752	78,153,508	0.75	131,230,775	142,435,223	7.87
JAPAN	21,741,869	21,207,105	-2.46	35,847,136	37,873,109	5.35
HONG KONG	128,141	0	-100.00	231,177	0	--
KOREA, REPUBLIC OF	2,029,500	2,692,539	32.67	3,532,530	5,072,366	30.36
TAIWAN	1,579,953	1,188,012	-24.81	2,806,185	2,177,563	-28.87
CHINA	10,472,315	10,802,817	3.16	17,568,748	19,548,354	10.13
SINGAPORE	701,423	2,451,886	249.56	1,279,912	5,009,274	74.45
PHILIPPINES	940,521	782,524	-16.80	1,579,225	1,390,463	-13.58
MALAYSIA	94,030	32	-99.97	178,832	117	-152,747.86
VIET NAM	412,235	619,398	50.25	687,959	1,166,165	41.01
INDIA	100,800	4,874,171	4,735.49	167,500	8,474,698	98.02
PAKISTAN	262,080	0	-100.00	428,722	0	--
SRI LANKA	40,320	100,800	150.00	61,690	212,688	71.00
TURKEY	273,600	861,120	214.74	481,272	1,636,223	70.59
EGYPT	604,800	927,360	53.33	1,037,943	1,820,135	42.97
ALGERIA	0	85,680	--	0	145,441	100.00
KENYA	80,640	0	-100.00	129,024	0	--
SOUTH AFRICA	1,569,600	2,068,799	31.80	2,670,487	3,689,532	27.62
AUSTRALIA	423,360	1,390,193	228.37	737,634	2,342,470	68.51
NEW ZEALAND	80,640	120,960	50.00	133,862	200,189	33.13
SAINT VINCENT AND THE GRENADINES	0	20,160	--	0	45,713	100.00
UNITED STATES	8,718,410	5,229,239	-40.02	15,240,164	9,741,443	-56.45
CANADA	3,443,117	2,693,317	-21.78	6,003,555	5,177,408	-15.96
MEXICO	624,959	987,840	58.06	1,020,315	1,720,505	40.70
CHILE	144,306	0	-100.00	245,421	0	--
VENEZUELA	1,612,800	302,400	-81.25	2,759,792	526,734	-423.94
ARGENTINA	161,280	80,640	-50.00	275,587	155,837	-76.84
BRAZIL	500,226	790,800	58.09	789,233	1,519,775	48.07
COLOMBIA	141,120	65,520	-53.57	257,040	127,109	-102.22
PERU	100,800	0	-100.00	161,280	0	--
COSTA RICA	60,480	100,800	66.67	111,888	177,206	36.86
MARTINIQUE	64	0	-100.00	303	0	--
GUADELOUPE	2	0	-100.00	25	0	--
UNITED KINGDOM	2,681,280	566,639	-78.87	4,494,671	991,029	-353.54
NETHERLANDS	2,635,320	1,895,040	-28.09	4,398,408	3,409,712	-29.00
FRANCE	438,517	705,977	60.99	776,955	1,316,701	40.99
GERMANY, FED. REP. OF	761,405	3,891,905	411.15	1,344,689	7,164,512	81.23
BELGIUM	5,796,941	3,576,000	-38.31	9,706,515	6,422,375	-51.14
ITALY	376,740	209,160	-44.48	647,835	342,418	-89.19
SPAIN	1,330,946	1,491,840	12.09	2,310,997	2,776,436	16.76
GREECE	40,320	423,360	950.00	85,478	793,129	89.22
HUNGARY	42,840	0	-100.00	76,041	0	--
POLAND	5,159,999	2,150,298	-58.33	8,673,795	3,946,683	-119.77
ROMANIA	60,480	604,800	900.00	99,187	1,100,488	90.99
BULGARIA	0	19,200	--	0	34,176	100.00
BELARUS	0	1,446,168	--	0	2,842,446	100.00
UKRAINE	549,176	78,786	-85.65	1,065,776	163,988	-549.91
SLOVENIA	214,200	187,080	-12.66	374,421	349,325	-7.18
RUSSIA FEDERATION	441,197	463,143	4.97	751,566	831,288	9.59
-CRUMB RUBBER	480,152,386	486,183,649	1.26	797,293,705	865,369,062	7.87
JAPAN	73,205,635	71,399,430	-2.47	119,925,253	126,846,951	5.46
HONG KONG	0	100,800	--	0	177,820	100.00
KOREA, DEMOCRATIC PEOPLE'S REPL	0	52,920	--	0	109,015	100.00
KOREA, REPUBLIC OF	14,962,720	23,450,700	56.73	25,078,567	42,230,791	40.62
TAIWAN	2,600,638	3,296,961	26.78	4,225,640	5,753,179	26.55

TABEL 5. PERKEMBANGAN EKSPOR INDONESIA MENURUT KOMODITI DAN NEGARA TUJUAN

JENIS BARANG	BERAT BERSIH (KG)		PERUB	NILAI FOB (US \$)		PERUB
	JAN-MAR 2006	JAN-MAR 2007	%	JAN-MAR 2006	JAN-MAR 2007	%
(1)	(2)	(3)	(4)	(5)	(6)	(7)
CHINA	57,746,721	56,623,932	-1.94	97,038,409	104,576,113	7.21
SINGAPORE	32,386,773	31,870,574	-1.59	54,337,285	56,713,544	4.19
PHILIPPINES	0	201,600	--	0	415,901	100.00
MALAYSIA	271,705	467,818	72.18	471,607	831,265	43.27
VIET NAM	3,427,200	4,231,743	23.48	5,872,289	7,610,756	22.84
INDIA	3,205,440	14,293,743	345.92	5,816,370	25,189,742	76.91
PAKISTAN	1,250,108	1,048,318	-16.14	2,086,610	1,760,483	-18.52
SRI LANKA	100,800	0	-100.00	161,451	0	--
IRAN (ISLAMIC REPUBLIC OF)	1,592,640	1,008,000	-36.71	2,721,114	1,935,461	-40.59
YEMEN	0	100,800	--	0	189,120	100.00
TURKEY	6,610,638	9,123,839	38.02	11,396,292	16,654,166	31.57
UNITED ARAB EMIRATES	80,640	0	-100.00	143,942	0	--
EGYPT	0	40,320	--	0	69,754	100.00
TUNISIA	322,560	100,800	-68.75	510,454	187,226	-172.64
ALGERIA	107,100	128,520	20.00	179,742	224,777	20.04
TANZANIA, UNITED REPUBLIC OF	0	20,160	--	0	37,195	100.00
KENYA	100,800	927,360	820.00	140,112	1,799,932	92.22
MAURITANIA	120,960	0	-100.00	201,049	0	--
SOUTH AFRICA	6,706,560	5,745,600	-14.33	11,602,208	10,091,489	-14.97
AUSTRALIA	3,769,920	2,802,240	-25.67	6,059,880	4,790,583	-26.50
NEW ZEALAND	910,199	221,760	-75.64	1,522,327	361,989	-320.55
EAST TIMOR	42,840	60,480	41.18	68,944	103,924	33.66
UNITED STATES	162,729,744	146,398,219	-10.04	266,340,986	253,811,802	-4.94
CANADA	14,499,238	9,435,297	-34.93	23,909,128	16,271,149	-46.94
MEXICO	6,527,360	4,740,957	-27.37	10,780,532	8,522,633	-26.49
CHILE	2,479,716	1,259,999	-49.19	4,150,573	2,177,145	-90.64
VENEZUELA	2,724,800	1,612,800	-40.81	4,569,878	3,155,088	-44.84
ARGENTINA	6,146,946	4,931,640	-19.77	10,175,930	8,733,227	-16.52
BRAZIL	8,380,797	9,720,655	15.99	13,889,542	17,334,226	19.87
COLOMBIA	5,345,784	4,193,280	-21.56	9,085,832	7,680,535	-18.30
ECUADOR	927,360	1,491,840	60.87	1,548,036	2,753,993	43.79
PERU	1,491,840	719,040	-51.80	2,525,940	1,169,557	-115.97
COSTA RICA	257,676	564,480	119.07	412,376	1,021,628	59.64
UNITED KINGDOM	2,377,260	4,448,100	87.11	3,815,409	7,803,571	51.11
NETHERLANDS	5,424,596	3,773,698	-30.43	9,243,971	6,765,474	-36.63
FRANCE	7,363,425	12,101,331	64.34	12,526,714	21,927,028	42.87
GERMANY, FED. REP. OF	18,606,623	16,248,776	-12.67	31,706,277	30,133,466	-5.22
AUSTRIA	120,960	0	-100.00	193,330	0	--
BELGIUM	2,070,396	7,028,037	239.45	3,451,681	12,600,012	72.61
LUXEMBOURG	1,915,200	0	-100.00	3,451,451	0	--
NORWAY	0	19,200	--	0	40,128	100.00
SWEDEN	403,200	504,000	25.00	708,410	945,799	25.10
IRELAND	192,780	128,520	-33.33	318,751	232,191	-37.28
ITALY	4,837,140	5,181,119	7.11	8,290,739	9,408,122	11.88
SPAIN	6,428,520	10,093,859	57.02	10,812,498	18,150,765	40.43
PORTUGAL	60,480	0	-100.00	94,835	0	--
GREECE	564,480	221,760	-60.71	876,887	382,986	-128.96
HUNGARY	667,800	257,040	-61.51	1,142,207	485,934	-135.05
POLAND	2,220,332	6,248,336	181.41	3,800,118	11,275,097	66.30
ROMANIA	1,900,080	3,815,280	100.80	3,313,038	7,020,081	52.81
YUGOSLAVIA	40,320	0	-100.00	63,778	0	--
SLOVENIA	3,793,680	3,112,800	-17.95	6,306,476	5,772,917	-9.24
CZECH REPUBLIC	0	120,960	--	0	220,557	100.00
RUSSIA FEDERATION	131,256	494,208	276.52	228,837	912,775	74.93
-CREPE	1,371,164	4,661,513	239.97	2,344,026	7,754,536	69.77
JAPAN	0	746	--	0	1,580	100.00
KOREA, REPUBLIC OF	2	15,120	755,900.00	2	24,844	99.99
TAIWAN	40,320	0	-100.00	74,450	0	--
CHINA	826,560	201,600	-75.61	1,457,643	405,216	-259.72
SINGAPORE	1	100,800	10,079,900.00	2	214,804	100.00
VIET NAM	20,000	201,600	908.00	14,000	398,362	96.49
INDIA	0	141,120	--	0	251,218	100.00
YEMEN	0	40,320	--	0	76,810	100.00
TURKEY	0	126,815	--	0	191,099	100.00
EGYPT	0	60,480	--	0	122,774	100.00
SOUTH AFRICA	423,360	120,960	-71.43	699,956	200,982	-248.27
AUSTRALIA	1	0	-100.00	17	0	--
NEW CALEDONIA	100	0	-100.00	169	0	--
UNITED STATES	60,480	2,056,363	3,300.07	96,768	2,794,564	96.54
CANADA	20	403,199	2,015,895.00	53	835,737	99.99
FRENCH POLYNESIA	1	0	-100.00	25	0	--
UNITED KINGDOM	3	184,130	6,137,566.67	62	330,781	99.98
NETHERLANDS	3	0	-100.00	32	0	--
FRANCE	78	101,029	129,424.36	164	171,339	99.90
GERMANY, FED. REP. OF	0	403,200	--	0	734,178	100.00
DENMARK	154	0	-100.00	334	0	--
ITALY	0	60,480	--	0	137,894	100.00

TABEL 5. PERKEMBANGAN EKSPOR INDONESIA MENURUT KOMODITI DAN NEGARA TUJUAN

JENIS BARANG	BERAT BERSIH (KG)		PERUB	NILAI FOB (US \$)		PERUB	
	JAN-MAR 2006	JAN-MAR 2007	%	JAN-MAR 2006	JAN-MAR 2007	%	
(1)	(2)	(3)	(4)	(5)	(6)	(7)	
SPAIN		28	31	10.71	162	262	38.17
PORTUGAL		53	20,160	37,937.74	187	35,810	99.48
GREECE		0	383,040	--	0	740,804	100.00
YUGOSLAVIA		0	40,320	--	0	85,478	100.00
-BUNGKIL KELAPA	88,738,020	45,383,965	-48.86	4,532,886	5,180,188	12.50	
JAPAN	306,000	0	-100.00	41,025	0	--	
KOREA, REPUBLIC OF	42,089,128	24,618,123	-41.51	1,840,137	2,872,701	35.94	
TAIWAN	0	1,046,230	--	0	219,711	100.00	
CHINA	10,661,000	81,000	-99.24	586,355	21,870	-2,581.09	
MALAYSIA	65,000	0	-100.00	2,582	0	--	
VIET NAM	9,580,000	16,506,028	72.30	458,100	1,794,042	74.47	
INDIA	6,772,550	0	-100.00	358,801	0	--	
PAKISTAN	217,560	334,360	53.69	49,097	40,123	-22.37	
AUSTRALIA	0	98,920	--	0	15,208	100.00	
NETHERLANDS	15,543,664	799,304	-94.86	944,547	77,133	-1,124.57	
GERMANY, FED. REP. OF	3,400,000	1,900,000	-44.12	224,400	139,400	-60.98	
GREECE	103,118	0	-100.00	27,842	0	--	
-DEDAK/BEKATUL	75,295,556	81,526,822	8.28	6,976,059	13,315,742	47.61	
JAPAN	12,584,541	10,426,619	-17.15	1,188,126	1,199,071	0.91	
KOREA, REPUBLIC OF	52,921,055	65,347,720	23.48	4,862,252	11,430,103	57.46	
TAIWAN	3,523,960	0	-100.00	319,576	0	--	
THAILAND	216,000	252,000	16.67	31,355	46,718	32.88	
MALAYSIA	0	483	--	0	7,350	100.00	
VIET NAM	6,050,000	5,500,000	-9.09	574,750	632,500	9.13	
-LAINNYA	423,097,727	492,174,066	16.33	23,769,097	38,679,320	38.55	
JAPAN	4,672,571	3,633,490	-22.24	1,219,594	872,105	-39.84	
HONG KONG	1	302	30,100.00	23	7,292	99.68	
KOREA, REPUBLIC OF	52,589,312	57,991,370	10.27	2,827,723	4,499,034	37.15	
TAIWAN	632,367	794,689	25.67	93,324	269,784	65.41	
CHINA	5,014	1,322,930	26,284.72	5,823	884,963	99.34	
THAILAND	30,441,440	36,514,902	19.95	1,177,255	1,990,966	40.87	
SINGAPORE	23,221	1,039,840	4,378.02	139,592	112,191	-24.42	
PHILIPPINES	86,800	6,703,360	7,622.76	15,612	459,946	96.61	
MALAYSIA	212,317	602,212	183.64	123,660	241,219	48.74	
BRUNEI DARUSSALAM	400	240	-40.00	6,112	480	-1,173.33	
VIET NAM	14,569,846	27,593,810	89.39	769,938	2,033,764	62.14	
INDIA	813,750	929,907	14.27	353,957	388,308	8.85	
PAKISTAN	1,035	0	-100.00	2,268	0	--	
BANGLADESH	600,000	1,681,029	180.17	234,000	570,931	59.01	
EGYPT	511,320	0	-100.00	102,264	0	--	
TUNISIA	2,074,250	0	-100.00	82,970	0	--	
TANZANIA, UNITED REPUBLIC OF	0	36,000	--	0	35,846	100.00	
GHANA	0	60,000	--	0	36,000	100.00	
NIGERIA	200,000	200,000	0.00	101,000	103,000	1.94	
SOUTH AFRICA	156,000	312,000	100.00	136,780	277,490	50.71	
AUSTRALIA	880,331	296,638	-66.30	260,621	294,270	11.43	
NEW ZEALAND	0	40,500,000	--	0	2,629,056	100.00	
EAST TIMOR	15	0	-100.00	6	0	--	
UNITED STATES	38,667	1,960	-94.93	73,237	32,730	-123.76	
DOMINICAN REPUBLIC	0	361,701	--	0	74,100	100.00	
UNITED KINGDOM	52,000	13,000	-75.00	45,208	14,895	-203.51	
NETHERLANDS	263,956,325	250,836,276	-4.97	14,054,218	18,714,185	24.90	
GERMANY, FED. REP. OF	28,421,500	60,696,410	113.56	1,298,552	4,082,620	68.19	
BELGIUM	3,140	0	-100.00	34,181	0	--	
IRELAND	13,000	0	-100.00	12,350	0	--	
ITALY	22,000,105	0	-100.00	489,471	0	--	
SPAIN	52,000	0	-100.00	37,520	0	--	
PORTUGAL	13,000	0	-100.00	11,830	0	--	
POLAND	26,000	26,000	0.00	19,500	24,245	19.57	
UKRAINE	0	26,000	--	0	29,900	100.00	
CZECH REPUBLIC	52,000	0	-100.00	40,508	0	--	
-MINYAK ATSIRI LAINNYA	1,005,153	1,118,346	11.26	15,159,125	19,050,272	20.43	
JAPAN	5,789	4,963	-14.27	156,397	145,356	-7.60	
HONG KONG	4,037	1,152	-71.46	78,370	3,501	-2,138.50	
TAIWAN	39	0	-100.00	1,305	0	--	
CHINA	71,434	67,098	-6.07	292,582	377,467	22.49	
THAILAND	2,266	424	-81.29	18,797	3,205	-486.49	
SINGAPORE	406,639	445,664	9.60	4,872,797	6,257,683	22.13	
PHILIPPINES	223	531	138.12	5,447	11,574	52.94	
MALAYSIA	1,998	1,942	-2.80	35,272	43,124	18.21	
BRUNEI DARUSSALAM	3,617	2,285	-36.83	19,489	8,012	-143.25	
INDIA	50,315	78,822	56.66	750,662	1,118,764	32.90	
SRI LANKA	0	50	--	0	1,100	100.00	
SAUDI ARABIA	109	0	-100.00	250	0	--	

TABEL 5. PERKEMBANGAN EKSPOR INDONESIA MENURUT KOMODITI DAN NEGARA TUJUAN

JENIS BARANG	BERAT BERSIH (KG)		PERUB	NILAI FOB (US \$)		PERUB
	JAN-MAR 2006	JAN-MAR 2007	%	JAN-MAR 2006	JAN-MAR 2007	%
(1)	(2)	(3)	(4)	(5)	(6)	(7)
TURKEY	16,588	0	-100.00	79,363	0	--
UNITED ARAB EMIRATES	2,000	12,850	542.50	40,000	287,540	86.09
EGYPT	0	616	--	0	4,272	100.00
KENYA	180	0	-100.00	220	0	--
BENIN	0	2,254	--	0	12,054	100.00
SOUTH AFRICA	2,000	1,842	-7.90	11,400	24,240	52.97
AUSTRALIA	352	488	38.64	14,919	3,375	-342.04
GUAM	0	2,000	--	0	4,410	100.00
UNITED STATES	180,212	231,624	28.53	3,873,036	3,696,361	-4.78
CANADA	17	6,504	38,158.82	53	56,520	99.91
MEXICO	400	2,525	531.25	1,940	19,800	90.20
CHILE	2,000	0	-100.00	23,800	0	--
ARGENTINA	0	75	--	0	703	100.00
BRAZIL	3,364	2,396	-28.78	46,492	22,557	-106.11
FRENCH POLYNESIA	21	0	-100.00	100	0	--
UNITED KINGDOM	23,130	27,585	19.26	246,237	773,699	68.17
NETHERLANDS	90,781	14,721	-83.78	1,831,556	370,515	-394.33
FRANCE	61,894	59,700	-3.54	1,333,565	1,545,127	13.69
GERMANY, FED. REP. OF	22,190	60,418	172.28	422,931	1,716,454	75.36
BELGIUM	600	600	0.00	142,200	151,536	6.16
SWITZERLAND	31,434	61,273	94.93	473,894	1,798,583	73.65
SWEDEN	0	92	--	0	43	100.00
ITALY	1,208	5,099	322.10	27,241	47,590	42.76
SPAIN	15,176	22,500	48.26	351,925	544,910	35.42
GREECE	0	253	--	0	197	100.00
POLAND	140	0	-100.00	385	0	--
RUSSIA FEDERATION	5,000	0	-100.00	6,500	0	--
-WANGI-WANGIAN DARI MINYAK ATSII	12,441,782	13,196,628	6.07	35,244,691	43,729,058	19.40
JAPAN	750,405	936,829	24.84	2,165,817	3,152,939	31.31
HONG KONG	188,955	256,340	35.66	1,216,737	1,629,605	25.34
KOREA, REPUBLIC OF	60,611	45,806	-24.43	277,385	308,701	10.14
TAIWAN	881,376	906,645	2.87	749,734	1,235,143	39.30
CHINA	729,002	157,869	-78.34	362,164	459,979	21.27
MONGOLIA	10,527	0	-100.00	56,857	0	--
PAPUA NEW GUINEA	50,613	74,555	47.30	236,125	206,452	-14.37
THAILAND	1,265,924	1,285,879	1.58	7,031,070	9,818,201	28.39
SINGAPORE	528,352	1,964,069	271.73	2,343,416	4,131,546	43.28
PHILIPPINES	361,708	394,592	9.09	2,498,795	3,050,954	18.10
MALAYSIA	2,815,906	2,054,358	-27.04	6,563,684	5,825,416	-12.67
MYANMAR (FORM. BURMA)	1,600	5,875	267.19	34,740	82,001	57.63
CAMBODIA	0	15	--	0	528	100.00
BRUNEI DARUSSALAM	84,556	56,898	-32.71	298,736	207,124	-44.23
NEPAL	800	0	-100.00	12,960	0	--
VIET NAM	780,408	209,951	-73.10	1,593,411	1,859,033	14.29
MALDIVES	84,755	75,770	-10.60	153,693	170,716	9.97
INDIA	73,662	345,696	369.30	161,677	749,703	78.43
PAKISTAN	190,769	85,813	-55.02	509,003	294,930	-72.58
BANGLADESH	96	16,585	17,176.04	1,300	35,847	96.37
SRI LANKA	27,698	32,989	19.10	41,481	33,898	-22.37
IRAQ	0	17,595	--	0	40,072	100.00
IRAN (ISLAMIC REPUBLIC OF)	33,852	29,799	-11.97	172,634	105,680	-63.36
SAUDI ARABIA	95,682	72,302	-24.44	155,522	189,564	17.96
KUWAIT	0	375	--	0	12,690	100.00
JORDAN	20,279	16,004	-21.08	50,498	52,638	4.07
LEBANON	10,312	1,594	-84.54	27,396	9,410	-191.14
PALESTINA	500	0	-100.00	9,950	0	--
YEMEN	207,177	226,612	9.38	351,805	338,844	-3.83
TURKEY	0	675	--	0	7,680	100.00
UNITED ARAB EMIRATES	1,804,888	2,085,129	15.53	5,068,828	5,140,768	1.40
QATAR	732	311	-57.51	1,028	296	-247.30
CYPRUS	0	7,102	--	0	24,410	100.00
EGYPT	2,752	1,281	-53.45	18,985	9,035	-110.13
LIBYAN ARAB JAMAHIRIYA	26,942	71,037	163.67	34,799	262,793	86.76
NAMIBIA	216	24,480	11,233.33	399	37,400	98.93
TANZANIA, UNITED REPUBLIC OF	0	102,404	--	0	122,912	100.00
MADAGASCAR	16,712	42,578	154.78	34,341	31,832	-7.88
KENYA	240,488	381,004	58.43	378,484	688,241	45.01
REUNION	233	0	-100.00	252	0	--
MOZAMBIQUE	0	19,274	--	0	29,665	100.00
EQUATORIAL GUINEA	11,465	0	-100.00	19,118	0	--
TOGO	17,795	0	-100.00	14,548	0	--
GHANA	30,441	27,115	-10.93	49,713	57,192	13.08
ANGOLA	18,371	15,803	-13.98	26,205	30,750	14.78
CAMEROON	7,686	0	-100.00	7,768	0	--
NIGERIA	6,156	11,507	86.92	19,999	53,350	62.51
GABON	8,280	6,936	-16.23	23,782	20,563	-15.65
COTE D'IVOIRE	1,268	46,957	3,603.23	4,769	64,652	92.62

TABEL 5. PERKEMBANGAN EKSPOR INDONESIA MENURUT KOMODITI DAN NEGARA TUJUAN

JENIS BARANG	BERAT BERSIH (KG)		PERUB	NILAI FOB (US \$)		PERUB
	JAN-MAR 2006	JAN-MAR 2007	%	JAN-MAR 2006	JAN-MAR 2007	%
(1)	(2)	(3)	(4)	(5)	(6)	(7)
SENEGAL	50,796	93,893	84.84	46,260	118,897	61.09
BENIN	46,179	144,273	212.42	280,656	250,503	-12.04
BURKINA FASO	3,547	0	-100.00	3,444	0	--
GAMBIA	0	362	--	0	751	100.00
SEYCHELLES	22,908	7,726	-66.27	26,781	19,563	-36.90
UGANDA	0	48,180	--	0	61,320	100.00
CENTRAL AFRICAN REPUBLIC	6,543	0	-100.00	10,090	0	--
NIGER	196	0	-100.00	313	0	--
DJIBOUTI	15,138	36,358	140.18	22,200	57,700	61.53
SOUTH AFRICA	470	332	-29.36	3,252	2,051	-58.56
MAURITIUS	37,868	10,755	-71.60	85,438	16,207	-427.17
AUSTRALIA	162,159	21,974	-86.45	344,913	64,979	-430.81
NEW ZEALAND	2,452	2,784	13.54	8,143	6,955	-17.08
MICRONESIA, FEDERATED STATES OF	0	1,374	--	0	3,345	100.00
GUAM	1,620	18	-98.89	5,766	162	-3,459.26
NEW CALEDONIA	95	4,397	4,528.42	170	6,236	97.27
VANUATU	34,894	15,734	-54.91	38,945	30,939	-25.88
WALLIS AND FUTUNA ISLANDS	0	2,392	--	0	5,745	100.00
COOK ISLANDS	32,946	903	-97.26	25,393	1,123	-2,161.18
FIJI	8,523	24,421	186.53	29,740	60,533	50.87
KIRIBATI	7,119	0	-100.00	9,369	0	--
SAMOA	3,510	9,685	175.93	6,700	17,880	62.53
SOLOMON ISLANDS	17,411	18,875	8.41	58,550	57,082	-2.57
TONGA	17,422	7,201	-58.67	22,118	14,026	-57.69
EAST TIMOR	58,458	4	-99.99	76,290	8	-953,525.00
UNITED STATES	67,684	92,426	36.56	259,589	422,909	38.62
CANADA	13,147	32,395	146.41	35,878	103,000	65.17
MEXICO	6	0	-100.00	40	0	--
SURINAME	0	183	--	0	1,064	100.00
CHILE	0	2,503	--	0	2,819	100.00
BRAZIL	92	450	389.13	359	6,250	94.26
COLOMBIA	0	15	--	0	285	100.00
BOLIVIA	0	6,356	--	0	6,501	100.00
BAHAMAS	0	219	--	0	81	100.00
BARBADOS	1,392	13,628	879.02	1,920	25,957	92.60
BERMUDA	0	5	--	0	52	100.00
FRENCH POLYNESIA	33	10	-69.70	52	26	-100.00
MARTINIQUE	10	18	80.00	62	62	0.00
NETHERLANDS ANTILLES	0	125	--	0	1,680	100.00
GUADELOUPE	257	168	-34.63	365	484	24.59
UNITED KINGDOM	181,397	155,830	-14.09	465,293	814,289	42.86
NETHERLANDS	23,683	57,027	140.79	32,605	102,359	68.15
FRANCE	30,651	100,723	228.61	150,734	456,207	66.96
GERMANY, FED. REP. OF	20,529	14,640	-28.69	80,654	30,527	-164.21
AUSTRIA	75	0	-100.00	6,180	0	--
BELGIUM	19,292	17,574	-8.91	97,994	43,302	-126.30
SWITZERLAND	447	1,004	124.61	4,639	9,125	49.16
DENMARK	0	56	--	0	44	100.00
NORWAY	0	67	--	0	920	100.00
SWEDEN	6	0	-100.00	50	0	--
IRELAND	100	200	100.00	1,245	3,585	65.27
ITALY	73,532	88,374	20.18	106,250	197,038	46.08
SPAIN	2,648	1,078	-59.29	7,043	31,355	77.54
PORTUGAL	0	844	--	0	869	100.00
GREECE	1,440	20,552	1,327.22	10,412	37,289	72.08
CZECHOSLOVAKIA	0	14,644	--	0	24,906	100.00
HUNGARY	3,239	5,044	55.73	5,580	9,727	42.63
POLAND	104	1,083	941.35	2,541	7,915	67.90
UKRAINE	21,440	0	-100.00	81,408	0	--
LITHUANIA	0	383	--	0	2,674	100.00
MALTA	0	2,815	--	0	3,350	100.00
RUSSIA FEDERATION	374	140	-62.57	9,659	3,249	-197.29
ROTAN OLAHAN	5,515,095	6,091,412	10.45	4,863,400	6,135,674	20.74
JAPAN	4,982	13,478	170.53	18,093	176,668	89.76
HONG KONG	1,561,496	250,175	-83.98	1,352,490	248,548	-444.16
KOREA, REPUBLIC OF	8,927	3,774	-57.72	9,827	4,452	-120.73
TAIWAN	151,271	106,526	-29.58	76,091	54,145	-40.53
CHINA	2,849,248	4,489,155	57.56	2,471,946	3,665,778	32.57
THAILAND	129,762	116,584	-10.16	101,512	112,864	10.06
SINGAPORE	453,568	401,186	-11.55	335,525	418,483	19.82
MALAYSIA	24,284	145,032	497.23	6,568	120,678	94.56
VIET NAM	17,000	66,650	292.06	11,050	55,986	80.26
MALDIVES	52	210	303.85	2,676	815	-228.34
INDIA	0	7,400	--	0	6,216	100.00
SRI LANKA	48,872	40,428	-17.28	34,680	31,603	-9.74
SAUDI ARABIA	7,500	0	-100.00	3,750	0	--
KUWAIT	0	31,392	--	0	14,725	100.00

TABEL 5. PERKEMBANGAN EKSPOR INDONESIA MENURUT KOMODITI DAN NEGARA TUJUAN

JENIS BARANG	BERAT BERSIH (KG)		PERUB	NILAI FOB (US \$)		PERUB
	JAN-MAR 2006	JAN-MAR 2007	%	JAN-MAR 2006	JAN-MAR 2007	%
(1)	(2)	(3)	(4)	(5)	(6)	(7)
JORDAN	6,750	0	-100.00	4,847	0	--
SYRIA ARAB REPUBLIC	0	5,847	--	0	4,622	100.00
TURKEY	0	6,499	--	0	11,346	100.00
UNITED ARAB EMIRATES	0	879	--	0	3,250	100.00
CYPRUS	5,600	3,866	-30.96	27,809	15,675	-77.41
EGYPT	0	598	--	0	466	100.00
KENYA	0	450	--	0	386	100.00
REUNION	0	167	--	0	269	100.00
SOUTH AFRICA	41,945	16,400	-60.90	28,424	16,400	-73.32
AUSTRALIA	27,571	18,322	-33.55	29,394	61,788	52.43
NEW ZEALAND	4,000	2,500	-37.50	7,520	4,700	-60.00
NEW CALEDONIA	85	2	-97.65	217	16	-1,256.25
VANUATU	1,253	0	-100.00	1,506	0	--
SAMOA	0	1,076	--	0	3,261	100.00
UNITED STATES	55,378	98,552	77.96	64,154	334,634	80.83
CANADA	2,050	1,144	-44.20	2,275	4,003	43.17
MEXICO	0	311	--	0	750	100.00
ARGENTINA	0	740	--	0	1,051	100.00
BRAZIL	13	0	-100.00	136	0	--
COLOMBIA	0	13,062	--	0	12,735	100.00
BAHAMAS	827	0	-100.00	1,056	0	--
PUERTO RICO	3,823	4,155	8.68	12,966	10,006	-29.58
COSTA RICA	0	105	--	0	36	100.00
UNITED KINGDOM	3,483	47,380	1,260.32	4,043	263,276	98.46
NETHERLANDS	8,446	36,762	335.26	8,151	61,253	86.69
FRANCE	9,935	24,937	151.00	26,095	69,338	62.37
GERMANY, FED. REP. OF	59,192	68,122	15.09	106,455	112,531	5.40
BELGIUM	69	29,345	42,428.99	641	101,533	99.37
SWITZERLAND	156	0	-100.00	240	0	--
DENMARK	106	0	-100.00	143	0	--
SWEDEN	111	46	-58.56	634	75	-745.33
FINLAND	2	659	32,850.00	7	521	98.66
ITALY	3,586	13,077	264.67	18,051	34,987	48.41
SPAIN	15,791	8,828	-44.09	74,895	58,045	-29.03
PORTUGAL	0	206	--	0	285	100.00
GREECE	1	3,063	306,200.00	1	9,441	99.99
HUNGARY	0	159	--	0	150	100.00
ROMANIA	0	16	--	0	33	100.00
UKRAINE	0	7,267	--	0	22,054	100.00
CROATIA	10	690	6,800.00	32	920	96.52
CZECH REPUBLIC	0	4,190	--	0	4,877	100.00
RUSSIA FEDERATION	7,950	0	-100.00	19,500	0	--
-MINYAK KELAPA SAWIT	2,487,781,893	2,570,350,093	3.32	900,252,721	1,321,183,863	31.86
JAPAN	750,673	1,061,973	41.47	469,644	851,581	44.85
HONG KONG	350,512	4,015,850	1,045.71	167,736	2,296,139	92.69
KOREA, REPUBLIC OF	60,800	262	-99.57	41,098	35	-117,322.86
TAIWAN	22,000	271,900	1,135.91	9,460	166,967	94.33
CHINA	322,555,840	328,847,452	1.95	125,994,432	172,036,045	26.76
MACAU	4,000,000	0	-100.00	1,570,000	0	--
PAPUA NEW GUINEA	587,144	677,201	15.34	328,863	577,923	43.10
THAILAND	84,447	0	-100.00	41,269	0	--
SINGAPORE	175,889,501	182,645,836	3.84	62,913,186	92,967,230	32.33
PHILIPPINES	23,765,146	6,191,266	-73.95	9,968,360	4,391,264	-127.00
MALAYSIA	300,992,684	60,753,940	-79.82	103,819,815	29,499,416	-251.94
MYANMAR (FORM. BURMA)	22,799,522	82,632,231	262.43	8,624,944	44,028,129	80.41
BRUNEI DARUSSALAM	18,217	224,575	1,132.78	13,607	143,497	90.52
LAO PEOPLE'S DEMOCRATIC REPUBLI	0	21,006	--	0	11,845	100.00
VIET NAM	27,571,503	18,797,098	-31.82	10,066,758	9,462,406	-6.39
MALDIVES	389,269	269,925	-30.66	243,705	225,984	-7.84
INDIA	456,031,335	530,544,106	16.34	161,102,877	260,527,171	38.16
PAKISTAN	205,226,525	172,833,650	-15.78	76,535,558	91,961,809	16.77
BANGLADESH	62,631,329	135,767,455	116.77	23,058,096	76,379,771	69.81
SRI LANKA	110,088,865	78,495,745	-28.70	40,210,292	39,636,781	-1.45
AFGHANISTAN	0	407,808	--	0	281,591	100.00
IRAQ	2,500,000	0	-100.00	962,500	0	--
IRAN (ISLAMIC REPUBLIC OF)	32,574,156	7,000,000	-78.51	12,945,996	3,465,000	-273.62
SAUDI ARABIA	0	41,549,095	--	0	21,597,501	100.00
JORDAN	74,800,000	0	-100.00	28,207,500	0	--
YEMEN	15,718	8,107,753	51,482.60	9,744	4,530,232	99.78
OMAN	2,500,000	0	-100.00	925,000	0	--
SYRIA ARAB REPUBLIC	84,024	41,600	-50.49	47,893	29,328	-63.30
TURKEY	30,668,656	103,045,299	236.00	11,827,381	56,765,189	79.16
UNITED ARAB EMIRATES	2,608,012	17,499,739	571.00	1,005,995	9,699,674	89.63
QATAR	104,220	0	-100.00	55,236	0	--
EGYPT	3,066,000	173,094,135	5,545.60	1,217,130	91,695,397	98.67
MOROCCO	6,799,436	0	-100.00	2,455,831	0	--
TUNISIA	0	14,342,100	--	0	8,037,305	100.00

TABEL 5. PERKEMBANGAN EKSPOR INDONESIA MENURUT KOMODITI DAN NEGARA TUJUAN

JENIS BARANG	BERAT BERSIH (KG)		PERUB	NILAI FOB (US \$)		PERUB
	JAN-MAR 2006	JAN-MAR 2007	%	JAN-MAR 2006	JAN-MAR 2007	%
(1)	(2)	(3)	(4)	(5)	(6)	(7)
ALGERIA	9,300,000	15,984,924	71.88	3,414,350	7,818,059	56.33
SUDAN	16,499,553	0	-100.00	6,355,402	0	--
ETHIOPIA	105,251	0	-100.00	58,150	0	--
TANZANIA, UNITED REPUBLIC OF	41,862,259	28,136,573	-32.79	15,351,339	14,011,381	-9.56
MOZAMBIQUE	2,500,015	5,520,050	120.80	1,022,398	3,082,424	66.83
EQUATORIAL GUINEA	264,092	205,376	-22.23	155,094	163,013	4.86
TOGO	188,785	730,821	287.12	131,047	498,538	73.71
GHANA	1,218,197	2,199,233	80.53	719,604	1,686,818	57.34
LIBERIA	18,787	33,049	75.91	10,542	26,985	60.93
GUINEA	234,276	4,064,530	1,634.93	124,765	2,254,782	94.47
ANGOLA	2,443,222	2,900,696	18.72	1,305,408	2,098,813	37.80
CONGO	1,208,349	545,063	-54.89	628,024	375,559	-67.22
CAMEROON	1,543,382	507,033	-67.15	839,014	365,718	-129.42
NIGERIA	16,915	0	-100.00	12,948	0	--
GABON	940,876	0	-100.00	554,237	0	--
COTE D'IVOIRE	0	50,976	--	0	35,454	100.00
SENEGAL	3,064,544	0	-100.00	1,629,280	0	--
MAURITANIA	626,348	2,026,640	223.56	375,043	1,225,500	69.40
BENIN	1,005,867	981,513	-2.42	718,354	740,012	2.93
BURKINA FASO	999,433	0	-100.00	329,812	0	--
GUINEA BISSAU	0	395,270	--	0	290,225	100.00
GAMBIA	215,820	51,591	-76.10	112,118	41,222	-171.99
DJIBOUTI	1,034,972	498,360	-51.85	544,087	346,076	-57.22
SAO TOME AND PRINCIPE	95,025	76,020	-20.00	57,313	60,900	5.89
SOUTH AFRICA	16,741,091	36,418,546	117.54	6,030,310	16,485,895	63.42
COMOROS	58,388	94,224	61.38	33,678	69,736	51.71
MAURITIUS	1,374,316	39,398	-97.13	548,231	29,745	-1,743.10
AUSTRALIA	48	211,043	439,572.92	90	126,532	99.93
NEW ZEALAND	3,500,000	0	-100.00	1,355,000	0	--
MICRONESIA, FEDERATED STATES OF	0	1,954	--	0	4,168	100.00
NORTHERN MARIANA ISLANDS	16,567	31,068	87.53	10,815	23,337	53.66
VANUATU	63,800	65,515	2.69	44,714	54,905	18.56
COOK ISLANDS	0	17,333	--	0	13,811	100.00
FIJI	21,095	54,040	156.17	11,612	35,195	67.01
KIRIBATI	64,051	0	-100.00	42,122	0	--
SAMOA	132,904	153,036	15.15	76,108	126,114	39.65
SOLOMON ISLANDS	33,900	0	-100.00	24,717	0	--
TONGA	25,223	17,163	-31.95	14,418	14,692	1.86
TUVALU	0	16,938	--	0	12,970	100.00
EAST TIMOR	181,536	73	-99.96	104,818	21	-499,033.33
UNITED STATES	20,650,192	11,065,800	-46.41	7,397,856	5,589,823	-32.35
CANADA	512,070	0	-100.00	262,527	0	--
PANAMA	125,271	0	-100.00	85,338	0	--
VENEZUELA	1,000,000	0	-100.00	360,000	0	--
BRAZIL	2,820,772	4,840,000	71.58	1,047,870	2,564,000	59.13
JAMAICA	42,918	59,875	39.51	19,110	35,525	46.21
DOMINICAN REPUBLIC	42,000	0	-100.00	18,533	0	--
COSTA RICA	2,750,000	3,000,000	9.09	957,000	1,515,000	36.83
FRENCH POLYNESIA	0	16,510	--	0	13,139	100.00
UNITED KINGDOM	22,639,772	7,171,877	-68.32	8,164,234	3,247,330	-151.41
NETHERLANDS	250,202,370	181,506,689	-27.46	87,224,033	87,028,451	-0.22
FRANCE	434,859	0	-100.00	238,652	0	--
GERMANY, FED. REP. OF	69,275,000	130,505,711	88.39	25,517,922	68,754,984	62.89
BELGIUM	5,000,000	87,152	-98.26	2,000,000	51,420	-3,789.54
SWITZERLAND	0	124,941	--	0	83,508	100.00
DENMARK	2,500,000	0	-100.00	862,500	0	--
ITALY	13,651,885	39,402,177	188.62	5,245,960	17,338,632	69.74
SPAIN	34,259,980	20,503,321	-40.15	12,374,367	10,882,842	-13.71
PORTUGAL	87,650	12,860,305	14,572.34	47,285	7,094,106	99.33
GREECE	1,044,000	14,826,938	1,320.20	421,860	6,382,304	93.39
CZECHOSLOVAKIA	206,449	1,335,604	546.94	136,084	900,564	84.89
POLAND	63,000	0	-100.00	29,022	0	--
ROMANIA	21,583	0	-100.00	10,634	0	--
BULGARIA	764,030	934,492	22.31	339,952	547,537	37.91
YUGOSLAVIA	0	500,000	--	0	256,250	100.00
AZERBAIJAN	64,012	21,000	-67.19	28,985	15,124	-91.65
KAZAKHSTAN	0	225,000	--	0	144,000	100.00
KYRGYZSTAN	0	21,006	--	0	15,019	100.00
TAJIKISTAN	0	22,500	--	0	14,513	100.00
UKRAINE	61,917,401	37,502,965	-39.43	11,815,281	17,919,627	34.07
LATVIA	42,080	0	-100.00	19,177	0	--
GEORGIA	64,012	6,180,000	9,554.44	29,425	3,515,400	99.16
RUSSIA FEDERATION	20,466,166	26,469,181	29.33	8,014,246	13,890,955	42.31
-MINYAK BIJI KELAPA SAWIT	312,078,420	293,555,631	-5.94	142,522,017	162,825,073	12.47
KOREA, REPUBLIC OF	258	0	-100.00	667	0	--
CHINA	22,517,690	87,201,705	287.26	11,401,352	50,583,933	77.46
SINGAPORE	199,967	2,276,836	1,038.61	104,500	1,222,669	91.45

TABEL 5. PERKEMBANGAN EKSPOR INDONESIA MENURUT KOMODITI DAN NEGARA TUJUAN

JENIS BARANG	BERAT BERSIH (KG)		PERUB	NILAI FOB (US \$)		PERUB
	JAN-MAR 2006	JAN-MAR 2007	%	JAN-MAR 2006	JAN-MAR 2007	%
(1)	(2)	(3)	(4)	(5)	(6)	(7)
PHILIPPINES	0	3,499,350	--	0	1,677,686	100.00
MALAYSIA	83,947,181	47,184,134	-43.79	43,258,196	24,424,286	-77.11
INDIA	26,730,383	13,616,319	-49.06	13,411,973	7,414,184	-80.90
PAKISTAN	1,250,000	1,550,000	24.00	647,500	978,400	33.82
BANGLADESH	1,500,000	1,000,000	-33.33	765,000	474,000	-61.39
SRI LANKA	1,200,000	1,550,000	29.17	623,000	983,125	36.63
SAUDI ARABIA	1,200,000	0	-100.00	686,700	0	--
TURKEY	13,684,192	19,936,255	45.69	7,352,185	12,085,690	39.17
UNITED ARAB EMIRATES	0	250,000	--	0	160,000	100.00
EGYPT	0	2,999,925	--	0	1,852,455	100.00
TUNISIA	0	1,377,916	--	0	854,308	100.00
ALGERIA	2,664,413	1,010,992	-62.06	1,226,500	586,375	-109.17
TANZANIA, UNITED REPUBLIC OF	250,000	0	-100.00	125,000	0	--
MAURITANIA	0	150,000	--	0	92,250	100.00
SOUTH AFRICA	3,000,166	2,882,640	-3.92	1,615,085	1,774,593	8.99
UNITED STATES	13,714,781	0	-100.00	7,496,509	0	--
BRAZIL	41,442,388	7,960,000	-80.79	4,762,242	4,676,200	-1.84
NETHERLANDS	83,689,692	82,543,996	-1.37	40,982,930	43,764,391	6.36
FRANCE	0	2	--	0	5	100.00
GERMANY, FED. REP. OF	3,300,000	2,078,083	-37.03	1,915,450	1,321,205	-44.98
ITALY	2,277,000	3,873,658	70.12	1,177,050	2,021,877	41.78
SPAIN	6,488,555	500,000	-92.29	3,356,220	320,000	-948.82
PORTUGAL	0	400,000	--	0	242,000	100.00
GREECE	1,500,000	3,150,000	110.00	780,000	1,679,500	53.56
CZECHOSLOVAKIA	1,000,000	0	-100.00	509,000	0	--
BULGARIA	0	109,044	--	0	70,333	100.00
UKRAINE	415,006	5,015,000	1,108.42	241,038	2,689,376	91.04
GEORGIA	0	770,000	--	0	525,525	100.00
RUSSIA FEDERATION	106,748	669,776	527.44	83,920	350,707	76.07
-MINYAK NABATI LAIN	243,715,145	189,646,152	-22.19	116,736,995	117,479,222	0.63
JAPAN	340,754	477,517	40.14	522,827	287,353	-81.95
HONG KONG	2,343	250	-89.33	8,412	594	-1,316.16
KOREA, REPUBLIC OF	19,000	123,300	548.95	16,498	82,383	79.97
TAIWAN	37,398	210,790	463.64	24,960	133,887	81.36
CHINA	134,522,823	90,320,095	-32.86	58,330,951	51,522,318	-13.21
PAPUA NEW GUINEA	35,350	12,528	-64.56	37,379	19,799	-88.79
THAILAND	154,807	165,665	7.01	86,216	116,255	25.84
SINGAPORE	2,837,055	2,425,526	-14.51	1,534,864	1,155,175	-32.87
PHILIPPINES	181,230	92,100	-49.18	96,350	57,077	-68.81
MALAYSIA	27,485,272	26,815,738	-2.44	13,797,799	17,762,011	22.32
CAMBODIA	0	11	--	0	20	100.00
VIET NAM	47,807	69,000	44.33	42,132	67,441	37.53
MALDIVES	172	0	-100.00	1,039	0	--
INDIA	2,227,480	550,290	-75.30	1,272,333	274,260	-363.91
PAKISTAN	335,502	454,400	35.44	176,220	288,586	38.94
SRI LANKA	197,975	0	-100.00	87,905	0	--
IRAN (ISLAMIC REPUBLIC OF)	677,030	698,119	3.11	454,717	514,057	11.54
SAUDI ARABIA	69,760	1,431,520	1,952.06	36,100	729,709	95.05
KUWAIT	22,000	0	-100.00	14,850	0	--
OMAN	64,100	0	-100.00	37,527	0	--
SYRIA ARAB REPUBLIC	382,068	247,498	-35.22	288,707	193,613	-49.12
TURKEY	3,082,751	5,100,178	65.44	2,039,340	3,670,441	44.44
UNITED ARAB EMIRATES	0	25	--	0	411	100.00
EGYPT	1,125,600	1,709,600	51.88	819,689	1,125,186	27.15
MOROCCO	346,800	191,000	-44.93	221,544	139,125	-59.24
TUNISIA	0	865,972	--	0	584,090	100.00
ALGERIA	2,619,000	3,448,000	31.65	1,335,220	2,014,702	33.73
TANZANIA, UNITED REPUBLIC OF	2,500,000	105,000	-95.80	850,000	51,975	-1,535.40
MOZAMBIQUE	0	77,250	--	0	47,966	100.00
TOGO	16,915	23	-99.86	12,324	22	-55,918.18
CAMEROON	0	19,500	--	0	11,742	100.00
NIGERIA	110,000	154,000	40.00	70,400	108,955	35.39
COTE D'IVOIRE	132,000	176,000	33.33	84,480	118,800	28.89
BENIN	0	1,009	--	0	700	100.00
SOUTH AFRICA	1,132,078	4,033,260	256.27	693,667	2,504,545	72.30
AUSTRALIA	0	993	--	0	10,901	100.00
NEW ZEALAND	105,000	236	-99.78	62,475	1,228	-4,987.54
NORTHERN MARIANA ISLANDS	0	5,741	--	0	4,040	100.00
TONGA	4,635	0	-100.00	3,650	0	--
EAST TIMOR	1,069	0	-100.00	1,412	0	--
UNITED STATES	28,208,579	394	-100.00	14,033,900	1,103	-1,272,239.08
CANADA	0	4,725	--	0	38,880	100.00
CHILE	80,000	80,000	0.00	35,200	47,080	25.23
BOLIVIA	22,000	0	-100.00	14,080	0	--
COSTA RICA	66,000	0	-100.00	31,020	0	--
UNITED KINGDOM	340	2,115	522.06	2,362	8,841	73.28
NETHERLANDS	16,486,284	27,867,469	69.03	8,441,117	17,322,669	51.27

TABEL 5. PERKEMBANGAN EKSPOR INDONESIA MENURUT KOMODITI DAN NEGARA TUJUAN

JENIS BARANG	BERAT BERSIH (KG)		PERUB	NILAI FOB (US \$)		PERUB
	JAN-MAR 2006	JAN-MAR 2007	%	JAN-MAR 2006	JAN-MAR 2007	%
(1)	(2)	(3)	(4)	(5)	(6)	(7)
FRANCE	346	110,029	31,700.29	953	103,906	99.08
GERMANY, FED. REP. OF	6,530	0	-100.00	5,562	0	--
SWITZERLAND	30,000	0	-100.00	19,200	0	--
DENMARK	17,800	17,800	0.00	16,732	16,821	0.53
SWEDEN	1,850,812	0	-100.00	827,203	0	--
ITALY	92	0	-100.00	367	0	--
SPAIN	1,500,000	4,000,070	166.67	810,000	2,665,353	69.61
GREECE	506,000	481,009	-4.94	281,050	292,274	3.84
HUNGARY	21,000	0	-100.00	15,015	0	--
ROMANIA	85,094	0	-100.00	56,806	0	--
BULGARIA	324,036	510,085	57.42	205,738	419,823	50.99
AZERBAIJAN	66,000	462,000	600.00	55,000	349,965	84.28
KYRGYZSTAN	132,000	0	-100.00	89,760	0	--
TAJIKISTAN	0	21,870	--	0	17,824	100.00
UKRAINE	2,341,520	1,854,110	-20.82	1,289,090	1,404,917	8.24
LATVIA	20,736	0	-100.00	13,625	0	--
GEORGIA	187,046	0	-100.00	80,240	0	--
SLOVENIA	13,000	15,000	15.38	8,395	10,775	22.09
CZECH REPUBLIC	0	102,250	--	0	50,490	100.00
RUSSIA FEDERATION	10,934,156	14,135,092	29.27	7,342,593	11,129,134	34.02
-STEARIN	50,125,024	34,467,763	-31.24	23,312,751	22,211,344	-4.96
JAPAN	975,446	746,771	-23.44	515,308	483,224	-6.64
HONG KONG	256,499	270,500	5.46	133,141	189,850	29.87
KOREA, REPUBLIC OF	3,078,451	966,600	-68.60	1,470,796	647,169	-127.27
TAIWAN	5,535,840	3,980,234	-28.10	2,647,170	2,640,818	-0.24
CHINA	16,097,493	12,573,249	-21.89	7,618,088	8,288,668	8.09
THAILAND	2,661,792	1,630,781	-38.73	1,229,184	1,099,839	-11.76
SINGAPORE	211,595	115,000	-45.65	107,341	80,819	-32.82
PHILIPPINES	722,156	626,000	-13.32	345,460	444,013	22.20
MALAYSIA	0	2,001,527	--	0	1,191,381	100.00
MYANMAR (FORM. BURMA)	2,981,000	236,000	-92.08	1,020,992	168,896	-504.51
VIET NAM	406,290	794,998	95.67	193,318	532,534	63.70
INDIA	3,388,671	2,102,028	-37.97	1,243,916	836,398	-48.72
PAKISTAN	16,000	32,000	100.00	7,881	20,534	61.62
BANGLADESH	783,000	1,631,000	108.30	328,486	1,035,069	68.26
SRI LANKA	112,916	35,837	-68.26	51,197	24,762	-106.76
IRAN (ISLAMIC REPUBLIC OF)	328,000	121,000	-63.11	138,889	64,481	-115.40
JORDAN	112,000	96,000	-14.29	57,481	67,487	14.83
SYRIA ARAB REPUBLIC	26,000	0	-100.00	11,830	0	--
TURKEY	5,616,499	3,455,803	-38.47	2,799,449	2,266,785	-23.50
EGYPT	33,000	88,451	168.03	15,337	58,735	73.89
MOROCCO	16,500	16,500	0.00	9,090	12,918	29.63
TUNISIA	12,500	0	-100.00	6,750	0	--
KENYA	34,000	17,000	-50.00	15,980	11,708	-36.49
GHANA	51,500	16,500	-67.96	22,820	12,210	-86.90
NIGERIA	169,170	152,000	-10.15	93,200	112,555	17.20
COTE D'IVOIRE	401,000	51,000	-87.28	213,168	34,323	-521.06
SENEGAL	49,500	0	-100.00	24,255	0	--
SOUTH AFRICA	142,930	160,350	12.19	73,960	108,225	31.66
UNITED STATES	505,033	252,090	-50.08	333,337	187,680	-77.61
CANADA	17,000	17,000	0.00	10,387	12,750	18.53
MEXICO	247,501	347,500	40.40	137,189	272,386	49.63
CHILE	0	16,500	--	0	13,118	100.00
VENEZUELA	16,500	17,000	3.03	9,328	12,750	26.84
BRAZIL	16,000	0	-100.00	8,400	0	--
COLOMBIA	66,000	0	-100.00	32,059	0	--
PERU	16,500	16,500	0.00	8,910	12,870	30.77
DOMINICAN REPUBLIC	99,000	0	-100.00	52,642	0	--
UNITED KINGDOM	233,000	219,000	-6.01	121,838	132,524	8.06
NETHERLANDS	2,186,669	119,000	-94.56	918,697	85,680	-972.24
FRANCE	24,000	24,000	0.00	12,437	17,162	27.53
GERMANY, FED. REP. OF	541,199	458,200	-15.34	288,933	307,138	5.93
BELGIUM	281,500	51,000	-81.88	130,416	22,440	-481.18
SWITZERLAND	0	14,000	--	0	7,960	100.00
SWEDEN	14,000	23,999	71.42	7,747	16,652	53.48
ITALY	122,491	34,000	-72.24	63,490	24,960	-154.37
SPAIN	515,651	425,428	-17.50	265,053	292,786	9.47
PORTUGAL	400,180	216,000	-46.02	203,432	154,755	-31.45
GREECE	115,500	16,500	-85.71	61,779	12,876	-379.80
CZECHOSLOVAKIA	33,000	0	-100.00	17,790	0	--
POLAND	243,000	16,000	-93.42	122,961	10,080	-1,119.85
BULGARIA	91,852	17,000	-81.49	51,262	11,953	-328.86
UKRAINE	17,000	102,000	500.00	8,160	72,420	88.73
LATVIA	0	3,177	--	0	2,335	100.00
RUSSIA FEDERATION	102,700	144,740	40.93	52,017	94,668	45.05
-ASAM BERLEMAK LAIN	119,152,767	110,610,019	-7.17	62,338,683	56,913,821	-9.53

TABEL 5. PERKEMBANGAN EKSPOR INDONESIA MENURUT KOMODITI DAN NEGARA TUJUAN

JENIS BARANG	BERAT BERSIH (KG)		PERUB	NILAI FOB (US \$)		PERUB
	JAN-MAR 2006	JAN-MAR 2007	%	JAN-MAR 2006	JAN-MAR 2007	%
(1)	(2)	(3)	(4)	(5)	(6)	(7)
JAPAN	2,478,547	2,265,579	-8.59	2,145,417	1,460,426	-46.90
HONG KONG	125,534	1,440	-98.85	56,727	1,470	-3,758.98
KOREA, REPUBLIC OF	1,575,402	4,258,003	170.28	1,253,510	2,421,884	48.24
TAIWAN	27,200	298,129	996.06	36,186	229,573	84.24
CHINA	5,145,819	6,275,091	21.95	5,643,525	5,521,318	-2.21
THAILAND	204,171	163,588	-19.88	245,404	190,975	-28.50
SINGAPORE	6,094,938	9,019,992	47.99	3,826,616	6,598,310	42.01
PHILIPPINES	1,013,296	159,138	-84.30	1,169,588	93,949	-1,144.92
MALAYSIA	415,540	1,821,921	338.45	244,207	1,165,244	79.04
MYANMAR (FORM. BURMA)	2,980,541	0	-100.00	1,020,835	0	--
NEPAL	90,650	0	-100.00	34,114	0	--
INDIA	29,405,915	34,763,789	18.22	10,418,862	13,937,675	25.25
PAKISTAN	2,175,612	1,631,915	-24.99	330,323	428,762	22.96
SRI LANKA	0	41,800	--	0	24,970	100.00
IRAN (ISLAMIC REPUBLIC OF)	127,840	34,560	-72.97	99,466	29,030	-242.63
SAUDI ARABIA	0	76,800	--	0	87,484	100.00
KUWAIT	21,250	0	-100.00	6,019	0	--
JORDAN	17,280	7,407	-57.14	13,906	4,723	-194.43
TURKEY	1,950,269	1,746,628	-10.44	730,003	806,195	9.45
EGYPT	34,489	2,263,592	6,463.23	38,059	941,978	95.96
TUNISIA	0	669,948	--	0	261,280	100.00
TANZANIA, UNITED REPUBLIC OF	2,900,000	3,900,000	34.48	991,000	1,476,500	32.88
MOZAMBIQUE	2,042,400	84,800	-95.85	703,900	34,344	-1,949.56
NIGERIA	14,117	0	-100.00	18,075	0	--
SENEGAL	0	500,000	--	0	207,500	100.00
DJIBOUTI	145,040	93,100	-35.81	55,115	56,605	2.63
SOUTH AFRICA	3,521,838	2,436,800	-30.81	1,437,693	1,012,851	-41.95
MAURITIUS	700,088	0	-100.00	239,780	0	--
AUSTRALIA	212,042	163,047	-23.11	256,009	178,471	-43.45
UNITED STATES	6,716,490	2,813,080	-58.12	5,900,045	2,696,241	-118.82
CANADA	29,200	44,640	52.88	25,536	37,406	31.73
MEXICO	96,000	38,399	-60.00	93,966	36,404	-158.12
ARGENTINA	155,174	384,000	147.46	153,676	370,742	58.55
BRAZIL	3,513,600	1,766,400	-49.73	3,709,144	1,626,765	-128.01
JAMAICA	0	2,221	--	0	1,878	100.00
UNITED KINGDOM	5,514,706	2,152,000	-60.98	2,070,667	942,704	-119.65
NETHERLANDS	27,130,991	15,474,883	-42.96	14,123,047	7,786,621	-81.38
FRANCE	20,350	0	-100.00	24,827	0	--
GERMANY, FED. REP. OF	3,011,910	625,620	-79.23	1,597,156	617,642	-158.59
BELGIUM	50,204	100,000	99.19	69,500	84,837	18.08
DENMARK	500,000	0	-100.00	171,250	0	--
ITALY	769,670	1,194,910	55.25	649,248	892,933	27.29
SPAIN	8,210,154	13,336,799	62.44	2,728,895	4,648,131	41.29
PORTUGAL	14,500	0	-100.00	7,387	0	--
-ALAT LISTRIK	129,101,908	127,194,699	-1.48	1,092,682,214	1,152,071,514	5.16
JAPAN	15,497,749	13,967,635	-9.87	183,711,036	203,477,518	9.71
HONG KONG	2,372,558	3,889,315	63.93	46,158,456	44,518,662	-3.68
KOREA, DEMOCRATIC PEOPLE'S REPL	420	19	-95.48	14,237	466	-2,955.15
KOREA, REPUBLIC OF	2,196,823	1,260,139	-42.64	26,607,176	18,000,189	-47.82
TAIWAN	1,063,094	996,799	-6.24	13,262,207	10,126,362	-30.97
CHINA	3,720,856	2,730,335	-26.62	26,446,599	31,601,927	16.31
MACAU	130	0	-100.00	2,100	0	--
PAPUA NEW GUINEA	950,831	2,131,928	124.22	1,334,786	2,966,266	55.00
THAILAND	5,455,694	7,035,380	28.95	32,241,966	40,383,845	20.16
SINGAPORE	22,097,288	13,582,278	-38.53	408,084,924	379,874,406	-7.43
PHILIPPINES	2,965,456	3,228,179	8.86	13,115,367	15,181,829	13.61
MALAYSIA	11,606,964	10,591,603	-8.75	59,454,916	47,769,658	-24.46
MYANMAR (FORM. BURMA)	41,535	99,569	139.72	100,224	545,725	81.63
CAMBODIA	0	130	--	0	1,846	100.00
BRUNEI DARUSSALAM	61,014	213,016	249.13	284,267	1,206,837	76.45
NEPAL	32,549	2,994	-90.80	42,406	52,185	18.74
VIET NAM	2,030,226	3,632,024	78.90	7,870,323	18,984,535	58.54
MALDIVES	7,126	21,483	201.47	17,368	54,665	68.23
INDIA	451,328	718,357	59.17	2,530,501	3,652,731	30.72
PAKISTAN	419,933	489,746	16.62	1,113,245	1,182,117	5.83
BANGLADESH	99,578	39,570	-60.26	440,269	153,549	-186.73
SRI LANKA	440,336	229,239	-47.94	1,129,145	864,745	-30.58
AFGHANISTAN	38,942	98,422	152.74	74,336	194,846	61.85
IRAN (ISLAMIC REPUBLIC OF)	554,638	563,256	1.55	982,449	1,827,133	46.23
SAUDI ARABIA	3,352,723	3,860,063	15.13	6,325,868	11,763,851	46.23
KUWAIT	537,727	521,519	-3.01	1,420,923	1,092,412	-30.07
JORDAN	120,477	277,442	130.29	376,790	838,619	55.07
LEBANON	350,783	365,421	4.17	640,907	888,249	27.85
YEMEN	453,477	213,204	-52.98	825,225	533,260	-54.75
OMAN	160,875	621,203	286.14	422,503	3,883,202	89.12
SYRIA ARAB REPUBLIC	15,508	28,173	81.67	22,345	50,355	55.63
TURKEY	5,748,084	4,157,173	-27.68	14,478,721	9,452,529	-53.17

TABEL 5. PERKEMBANGAN EKSPOR INDONESIA MENURUT KOMODITI DAN NEGARA TUJUAN

JENIS BARANG	BERAT BERSIH (KG)		PERUB	NILAI FOB (US \$)		PERUB
	JAN-MAR 2006	JAN-MAR 2007	%	JAN-MAR 2006	JAN-MAR 2007	%
(1)	(2)	(3)	(4)	(5)	(6)	(7)
UNITED ARAB EMIRATES	5,644,386	10,447,466	85.09	17,330,065	31,460,483	44.91
QATAR	619,762	1,072,192	73.00	1,723,943	4,719,762	63.47
BAHRAIN	86,837	2,623	-96.98	378,122	9,524	-3,870.20
CYPRUS	159,470	192,691	20.83	238,332	338,430	29.58
EGYPT	981,261	1,025,070	4.46	2,789,507	2,204,664	-26.53
LIBYAN ARAB JAMAHIRIYA	187,546	26,134	-86.07	354,085	114,722	-208.65
MOROCCO	0	23,861	--	0	294,764	100.00
TUNISIA	9,600	0	-100.00	42,000	0	--
ALGERIA	86	593,082	689,530.23	752	1,142,432	99.93
SUDAN	2,788,133	2,964,487	6.33	4,536,529	6,289,493	27.87
ERITREA	23,850	23,899	0.21	29,484	44,890	34.32
ETHIOPIA	80,834	79,064	-2.19	116,086	187,512	38.09
TANZANIA, UNITED REPUBLIC OF	199,053	175,083	-12.04	333,224	393,155	15.24
MADAGASCAR	23,318	1,277	-94.52	34,703	2,914	-1,090.91
SOMALIA	0	47,506	--	0	90,229	100.00
KENYA	309,520	428,740	38.52	609,196	1,750,441	65.20
REUNION	2,243	4,552	102.94	19,730	51,157	61.43
MOZAMBIQUE	0	230,601	--	0	454,416	100.00
EQUATORIAL GUINEA	27,171	139,431	413.16	42,992	242,277	82.26
TOGO	7,812	15,231	94.97	14,156	39,913	64.53
GHANA	530,575	258,332	-51.31	1,203,635	820,981	-46.61
GUINEA	44,065	30,595	-30.57	44,616	47,880	6.82
ANGOLA	165,592	46,502	-71.92	293,542	123,877	-136.96
CAMEROON	90,785	46,053	-49.27	151,084	111,889	-35.03
NIGERIA	1,405,055	941,360	-33.00	2,665,390	3,525,670	24.40
COTE D'IVOIRE	97,880	17,720	-81.90	170,240	37,619	-352.54
SENEGAL	54,655	283,326	418.39	59,709	597,338	90.00
MALI	0	4,220	--	0	88,265	100.00
BENIN	128,654	139,987	8.81	231,514	359,775	35.65
GAMBIA	0	22,603	--	0	49,456	100.00
UGANDA	0	1,363	--	0	4,255	100.00
CENTRAL AFRICAN REPUBLIC	0	16	--	0	23	100.00
DJIBOUTI	183,606	199,005	8.39	324,953	488,665	33.50
SAINT HELENA	0	12	--	0	32	100.00
SWAZILAND	1,705	0	-100.00	18,932	0	--
SOUTH AFRICA	703,804	449,381	-36.15	2,464,969	1,446,727	-70.38
ZIMBABWE	6,492	0	-100.00	17,884	0	--
MAURITIUS	33,700	40,613	20.51	239,306	164,318	-45.64
VIRGIN ISLANDS (BRITISH)	142	0	-100.00	2,184	0	--
AUSTRALIA	3,083,840	2,904,990	-5.80	19,313,035	23,346,532	17.28
NEW ZEALAND	1,010,843	614,057	-39.25	7,110,089	3,155,024	-125.36
NEW CALEDONIA	556	0	-100.00	2,327	0	--
VANUATU	25,797	43,285	67.79	41,309	106,816	61.33
COOK ISLANDS	1,095	0	-100.00	500	0	--
FIJI	95,044	64,338	-32.31	220,893	164,348	-34.41
SAMOA	55,912	263,422	371.14	310,359	2,992,634	89.63
SOLOMON ISLANDS	121,674	74,820	-38.51	178,124	139,124	-28.03
TONGA	8,052	20,306	152.19	16,408	47,460	65.43
TUVALU	59,785	0	-100.00	247,000	0	--
EAST TIMOR	103,003	14,876	-85.56	1,648,787	49,047	-3,261.65
UNITED STATES	9,326,344	9,868,581	5.81	75,959,408	91,813,156	17.27
CANADA	338,964	578,306	70.61	1,325,605	3,015,157	56.04
MEXICO	1,445,774	1,045,848	-27.66	4,854,922	4,419,222	-9.86
GUATEMALA	97,669	65,502	-32.93	242,286	195,308	-24.05
NICARAGUA	123,921	19,304	-84.42	520,438	44,915	-1,058.72
PANAMA	84,309	24,842	-70.53	227,270	72,330	-214.21
CUBA	12,875	0	-100.00	31,110	0	--
SURINAME	21,813	320	-98.53	38,587	3,577	-978.75
CHILE	480,001	467,987	-2.50	871,220	1,019,561	14.55
VENEZUELA	196,415	127,629	-35.02	636,575	324,958	-95.89
ARGENTINA	194,376	161,832	-16.74	780,665	892,845	12.56
BRAZIL	245,806	647,395	163.38	1,512,757	5,139,789	70.57
COLOMBIA	330,687	253,951	-23.21	784,488	709,348	-10.59
URUGUAY	0	4	--	0	18	100.00
PARAGUAY	132,645	35,127	-73.52	175,199	69,822	-150.92
ECUADOR	313,540	251,076	-19.92	512,072	463,776	-10.41
PERU	56,658	48,212	-14.91	198,119	200,002	0.94
GUYANA	66,823	0	-100.00	200,000	0	--
TRINIDAD AND TOBAGO	33,696	31,317	-7.06	72,901	68,572	-6.31
JAMAICA	0	108,330	--	0	222,063	100.00
DOMINICAN REPUBLIC	249,210	126,260	-49.34	359,741	275,124	-30.76
COSTA RICA	1,416	0	-100.00	9,052	0	--
HAITI	142,735	0	-100.00	196,005	0	--
ARUBA	0	20,867	--	0	36,588	100.00
CAPE VERDE	21,602	0	-100.00	44,355	0	--
FRENCH GUIANA	7,478	0	-100.00	33,667	0	--
FRENCH POLYNESIA	0	89	--	0	1,047	100.00
MARTINIQUE	7,478	0	-100.00	33,667	0	--

TABEL 5. PERKEMBANGAN EKSPOR INDONESIA MENURUT KOMODITI DAN NEGARA TUJUAN

JENIS BARANG	BERAT BERSIH (KG)		PERUB	NILAI FOB (US \$)		PERUB
	JAN-MAR 2006	JAN-MAR 2007	%	JAN-MAR 2006	JAN-MAR 2007	%
(1)	(2)	(3)	(4)	(5)	(6)	(7)
GADELOUPE	7,478	0	-100.00	33,667	0	--
UNITED KINGDOM	827,876	2,730,736	229.85	4,661,652	9,203,148	49.35
NETHERLANDS	1,426,129	1,625,555	13.98	7,073,275	8,858,945	20.16
FRANCE	909,660	1,265,691	39.14	16,174,413	29,199,294	44.61
GERMANY, FED. REP. OF	1,737,554	600,538	-65.44	15,841,624	17,241,142	8.12
AUSTRIA	23,337	5,549	-76.22	272,942	193,551	-41.02
BELGIUM	2,051,191	148,727	-92.75	5,111,348	1,074,281	-375.79
SWITZERLAND	34,941	780,837	2,134.73	121,386	3,442,027	96.47
DENMARK	10,417	29,278	181.06	70,967	1,360,045	94.78
NORWAY	76,947	26,276	-65.85	472,335	117,658	-301.45
SWEDEN	47,205	116,056	145.86	1,678,456	2,733,744	38.60
FINLAND	938,363	29,212	-96.89	13,386,487	754,637	-1,673.90
IRELAND	22,520	0	-100.00	114,949	0	--
ITALY	875,414	1,284,600	46.74	5,029,721	13,707,512	63.31
SPAIN	1,941,380	2,630,726	35.51	7,798,486	7,872,708	0.94
PORTUGAL	498	3,901	683.33	9,470	24,605	61.51
GREECE	755,206	1,087,391	43.99	1,349,731	2,100,956	35.76
CZECHOSLOVAKIA	163,291	26,219	-83.94	277,897	45,912	-505.28
HUNGARY	92,119	36,025	-60.89	2,318,701	789,958	-193.52
POLAND	313,745	459,381	46.42	1,509,168	1,982,858	23.89
ROMANIA	1,535	165	-89.25	5,237	13,207	60.35
BULGARIA	15,497	8	-99.95	133,008	432	-30,688.89
YUGOSLAVIA	1	0	-100.00	36	0	--
BELARUS	0	345,946	--	0	606,091	100.00
KAZAKHSTAN	0	56,320	--	0	188,607	100.00
UKRAINE	88,899	97,181	9.32	732,099	481,376	-52.08
LITHUANIA	20,204	107,316	431.16	37,978	464,609	91.83
LATVIA	0	533	--	0	2,459	100.00
GEORGIA	39,074	38,291	-2.00	89,190	85,675	-4.10
MALTA	0	20,735	--	0	52,346	100.00
SLOVAKIA	20,334	34,161	68.00	289,551	440,576	34.28
SLOVENIA	0	145	--	0	404	100.00
CZECH REPUBLIC	112,166	82,890	-26.10	301,559	566,889	46.80
SOUTH GEORGIA AND THE SOUTH SA	23	0	-100.00	787	0	--
RUSSIA FEDERATION	608,754	101,745	-83.29	3,064,705	655,232	-367.73
-DIODE TRANSISTOR	262,384	269,802	2.83	26,901,999	30,499,320	11.79
JAPAN	44,956	46,284	2.95	14,540,353	10,873,743	-33.72
HONG KONG	45,423	27,367	-39.75	3,102,730	6,904,171	55.06
KOREA, REPUBLIC OF	9,702	295	-96.96	9,577	18,884	49.29
TAIWAN	7,756	16,513	112.91	546,161	976,731	44.08
CHINA	5,825	16,870	189.61	636,148	3,985,094	84.04
PAPUA NEW GUINEA	0	172	--	0	672	100.00
THAILAND	842	739	-12.23	5,255	14,787	64.46
SINGAPORE	140,388	149,017	6.15	6,793,546	6,509,707	-4.36
PHILIPPINES	150	578	285.33	14,721	40,048	63.24
MALAYSIA	1,234	2,643	114.18	209,885	284,132	26.13
BRUNEI DARUSSALAM	1	0	-100.00	11	0	--
VIET NAM	0	8	--	0	60	100.00
PAKISTAN	110	4	-96.36	575	12	-4,691.67
BANGLADESH	0	13	--	0	26	100.00
KENYA	0	2,619	--	0	39,579	100.00
AUSTRALIA	0	143	--	0	8,371	100.00
UNITED STATES	1,139	3,960	247.67	137,204	332,816	58.77
BRAZIL	130	0	-100.00	3,481	0	--
UNITED KINGDOM	1	1	0.00	128	69	-85.51
NETHERLANDS	0	5	--	0	4,400	100.00
GERMANY, FED. REP. OF	4,714	2,556	-45.78	882,667	444,595	-98.53
DENMARK	0	2	--	0	164	100.00
FINLAND	8	12	50.00	16,010	61,235	73.85
SLOVAKIA	5	0	-100.00	3,547	0	--
RUSSIA FEDERATION	0	1	--	0	24	100.00
-AUDIO VISUAL	37,456,912	28,287,736	-24.48	605,160,826	715,206,046	15.39
JAPAN	1,208,380	1,768,445	46.35	33,789,068	53,835,156	37.24
HONG KONG	1,451,805	594,738	-59.03	39,833,270	40,693,187	2.11
KOREA, DEMOCRATIC PEOPLE'S REPL	109	0	-100.00	11,583	0	--
KOREA, REPUBLIC OF	427,324	385,135	-9.87	21,016,171	20,377,541	-3.13
TAIWAN	92,108	38,366	-58.35	1,808,554	915,659	-97.51
CHINA	382,575	442,872	15.76	11,111,018	19,204,201	42.14
PAPUA NEW GUINEA	18,375	20,036	9.04	102,120	71,479	-42.87
THAILAND	672,116	532,998	-20.70	8,272,815	7,347,251	-12.60
SINGAPORE	15,103,090	5,980,455	-60.40	127,572,617	174,495,482	26.89
PHILIPPINES	259,618	191,975	-26.05	3,712,243	5,946,452	37.57
MALAYSIA	791,541	705,051	-10.93	13,961,477	11,644,056	-19.90
MYANMAR (FORM. BURMA)	43,956	63,042	43.42	102,690	431,854	76.22
CAMBODIA	9,500	0	-100.00	306,974	0	--
BRUNEI DARUSSALAM	254	0	-100.00	550	0	--

TABEL 5. PERKEMBANGAN EKSPOR INDONESIA MENURUT KOMODITI DAN NEGARA TUJUAN

JENIS BARANG	BERAT BERSIH (KG)		PERUB	NILAI FOB (US \$)		PERUB
	JAN-MAR 2006	JAN-MAR 2007	%	JAN-MAR 2006	JAN-MAR 2007	%
(1)	(2)	(3)	(4)	(5)	(6)	(7)
NEPAL	467	0	-100.00	2,342	0	--
VIET NAM	195,165	196,903	0.89	12,079,211	20,056,465	39.77
INDIA	157,197	226,760	44.25	2,960,618	4,862,686	39.12
PAKISTAN	25,384	54,142	113.29	92,296	225,594	59.09
BANGLADESH	9,215	1,428	-84.50	31,782	5,677	-459.84
SRI LANKA	29,026	37,632	29.65	114,324	160,237	28.65
IRAN (ISLAMIC REPUBLIC OF)	42,461	61,864	45.70	1,041,570	1,076,219	3.22
SAUDI ARABIA	612,540	490,838	-19.87	4,042,124	4,086,513	1.09
KUWAIT	148,871	209,404	40.66	1,289,102	2,302,253	44.01
JORDAN	91,604	43,399	-52.62	404,677	325,761	-24.23
LEBANON	23,932	545	-97.72	92,769	23,777	-290.16
YEMEN	66,652	64,449	-3.31	199,126	145,439	-36.91
OMAN	105,350	53,892	-48.84	735,092	546,512	-34.51
SYRIA ARAB REPUBLIC	48,237	51,716	7.21	105,360	146,560	28.11
TURKEY	152,086	106,551	-29.94	5,302,147	2,889,632	-83.49
UNITED ARAB EMIRATES	1,336,577	1,253,267	-6.23	13,786,601	18,047,407	23.61
QATAR	36,845	44,150	19.83	291,762	376,024	22.41
BAHRAIN	0	1	--	0	24	100.00
CYPRUS	729	504	-30.86	15,470	17,415	11.17
EGYPT	51,438	54,352	5.67	919,646	1,359,601	32.36
LIBYAN ARAB JAMAHIRIYA	33,084	7,157	-78.37	170,310	60,139	-183.19
MOROCCO	55,704	2,689	-95.17	305,711	75,097	-307.09
ALGERIA	0	4,676	--	0	108,315	100.00
SUDAN	0	31,697	--	0	86,540	100.00
ERITREA	951	0	-100.00	33,524	0	--
ETHIOPIA	49,424	24,167	-51.10	124,675	61,000	-104.39
TANZANIA, UNITED REPUBLIC OF	0	95	--	0	95	100.00
KENYA	0	2,297	--	0	55,565	100.00
EQUATORIAL GUINEA	520	0	-100.00	1,095	0	--
TOGO	294	0	-100.00	186	0	--
GHANA	23,638	19,641	-16.91	80,294	58,142	-38.10
GUINEA	38,361	21,060	-45.10	88,056	67,500	-30.45
ANGOLA	11,413	0	-100.00	15,042	0	--
CAMEROON	0	843	--	0	1,383	100.00
NIGERIA	506,521	530,175	4.67	1,511,865	1,362,588	-10.96
COTE D'IVOIRE	19,800	11,560	-41.62	85,206	34,975	-143.62
SENEGAL	0	2,999	--	0	416,070	100.00
MAURITANIA	35,172	35,469	0.84	90,324	97,951	7.79
BENIN	0	3,695	--	0	2,814	100.00
DJIBOUTI	18,770	4,875	-74.03	106,145	131,100	19.04
SOUTH AFRICA	251,399	92,556	-63.18	2,439,932	1,858,713	-31.27
MAURITIUS	21,371	47	-99.78	98,476	191	-51,458.12
AUSTRALIA	458,068	375,366	-18.05	6,033,098	8,528,731	29.26
NEW ZEALAND	150,112	84,223	-43.89	1,312,260	2,514,183	47.81
NEW CALEDONIA	14	64	357.14	279	1,388	79.90
FIJI	12,010	12	-99.90	46,740	157	-29,670.70
TONGA	0	1,152	--	0	1,421	100.00
CHRISTMAS ISLANDS	65	0	-100.00	500	0	--
EAST TIMOR	55,857	80,980	44.98	336,491	2,276,169	85.22
UNITED STATES	3,804,313	3,596,709	-5.46	118,745,235	112,620,889	-5.44
CANADA	120,617	153,473	27.24	5,072,249	6,080,518	16.58
MEXICO	410,340	100,547	-75.50	3,716,486	6,966,486	46.65
GUATEMALA	11,718	15,327	30.80	83,246	105,077	20.78
HONDURAS	0	2,452	--	0	17,561	100.00
PANAMA	56,474	53,650	-5.00	1,093,403	1,550,963	29.50
CHILE	1,175	29,642	2,422.72	289,439	596,170	51.45
VENEZUELA	74	354	378.38	18,786	168,996	88.88
ARGENTINA	26,476	10,527	-60.24	682,871	728,620	6.28
BRAZIL	190,042	66,589	-64.96	4,523,069	2,525,765	-79.08
COLOMBIA	4,746	534	-88.75	160,703	225,129	28.62
BOLIVIA	3,618	0	-100.00	97,391	0	--
URUGUAY	685	3,634	430.51	10,426	77,520	86.55
PARAGUAY	0	1	--	0	3	100.00
ECUADOR	1,580	0	-100.00	13,682	0	--
PERU	13,838	1,182	-91.46	494,089	515,127	4.08
PUERTO RICO	2,489	1,630	-34.51	368,223	459,702	19.90
EL SALVADOR	8	1	-87.50	1,964	285	-589.12
COSTA RICA	92	1	-98.91	23,693	285	-8,213.33
CAPE VERDE	535	0	-100.00	1,638	0	--
NETHERLANDS ANTILLES	919	0	-100.00	60,735	0	--
UNITED KINGDOM	893,248	1,032,077	15.54	6,492,294	10,308,976	37.02
NETHERLANDS	637,672	691,471	8.44	33,752,432	15,051,821	-124.24
FRANCE	223,401	218,487	-2.20	3,073,491	3,938,386	21.96
GERMANY, FED. REP. OF	660,209	1,618,519	145.15	21,199,518	23,714,058	10.60
AUSTRIA	3,669	6,198	68.93	118,372	168,848	29.89
BELGIUM	2,544,693	2,457,303	-3.43	53,469,643	62,822,983	14.89
SWITZERLAND	11,079	11,015	-0.58	310,616	425,779	27.05
DENMARK	18,792	18,261	-2.83	664,383	188,180	-253.06

TABEL 5. PERKEMBANGAN EKSPOR INDONESIA MENURUT KOMODITI DAN NEGARA TUJUAN

JENIS BARANG	BERAT BERSIH (KG)		PERUB	NILAI FOB (US \$)		PERUB
	JAN-MAR 2006	JAN-MAR 2007	%	JAN-MAR 2006	JAN-MAR 2007	%
(1)	(2)	(3)	(4)	(5)	(6)	(7)
NORWAY	5,273	6,927	31.37	6,721	12,212	44.96
SWEDEN	77,724	94,939	22.15	2,415,277	1,292,111	-86.92
FINLAND	284,263	930,514	227.34	6,757,086	21,848,181	69.07
IRELAND	55	1,830	3,227.27	1,469	26,508	94.46
ITALY	364,628	384,669	5.50	8,658,596	10,033,845	13.71
SPAIN	194,589	122,432	-37.08	3,618,612	2,797,754	-29.34
PORTUGAL	0	8,160	--	0	210,430	100.00
GREECE	23,503	2,916	-87.59	141,021	196,683	28.30
CZECHOSLOVAKIA	7,980	140	-98.25	33,976	1,238	-2,644.43
HUNGARY	211,241	138,568	-34.40	935,166	1,107,376	15.55
POLAND	27,557	34,219	24.18	790,503	1,123,475	29.64
ROMANIA	15,809	6,296	-60.17	2,789,808	165,227	-1,588.47
BULGARIA	37,134	3,076	-91.72	625,728	257,240	-143.25
YUGOSLAVIA	8,732	1,919	-78.02	275,156	52,442	-424.69
ARMENIA	4,224	0	-100.00	127,613	0	--
UKRAINE	218,466	94,835	-56.59	894,169	405,824	-120.33
LITHUANIA	1	0	-100.00	8	0	--
LATVIA	44	0	-100.00	16,260	0	--
ESTONIA	2,668	8,078	202.77	12,282	39,666	69.04
CROATIA	7,047	9,478	34.50	206,362	272,572	24.29
SLOVAKIA	5,068	37,044	630.94	56,367	1,234,289	95.43
SLOVENIA	5,089	0	-100.00	138,175	0	--
CZECH REPUBLIC	0	262,694	--	0	8,943,971	100.00
REP. OF MACEDONIA	0	2,957	--	0	66,882	100.00
RUSSIA FEDERATION	976,240	1,034,056	5.92	4,135,016	6,443,652	35.83
-FOTOGRAFI DAN OPTIK	798,516	747,307	-6.41	53,432,160	47,101,453	-13.44
JAPAN	35,635	23,979	-32.71	3,784,579	2,695,900	-40.38
HONG KONG	9,283	15,516	67.14	964,958	1,116,675	13.59
KOREA, REPUBLIC OF	3,969	1,387	-65.05	113,047	48,435	-133.40
TAIWAN	7,527	1,528	-79.70	1,270,599	123,824	-926.13
CHINA	5,889	18,212	209.25	1,404,511	1,377,179	-1.98
THAILAND	23,867	2,184	-90.85	114,637	105,093	-9.08
SINGAPORE	306,182	310,149	1.30	30,750,985	19,660,120	-56.41
PHILIPPINES	478	5,199	987.66	14,419	1,612,805	99.11
MALAYSIA	4,576	9,324	103.76	138,111	246,428	43.95
MYANMAR (FORM. BURMA)	39	0	-100.00	8,342	0	--
NEPAL	0	1,243	--	0	25,459	100.00
VIET NAM	2,246	767	-65.85	102,695	49,590	-107.09
INDIA	13,102	13,916	6.21	304,863	459,176	33.61
PAKISTAN	6,949	2,352	-66.15	28,976	12,044	-140.58
BANGLADESH	1,611	2,950	83.12	8,481	13,011	34.82
SRI LANKA	868	814	-6.22	16,596	13,834	-19.97
SAUDI ARABIA	165	2,174	1,217.58	1,777	45,108	96.06
KUWAIT	10	0	-100.00	171	0	--
LEBANON	126	13	-89.68	4,415	3,438	-28.42
SYRIA ARAB REPUBLIC	352	1,287	265.63	4,827	6,267	22.98
TURKEY	10	17	70.00	1,357	4,110	66.98
UNITED ARAB EMIRATES	2,479	4,520	82.33	95,424	126,740	24.71
EGYPT	117	2,295	1,861.54	201	26,536	99.24
NIGERIA	141	250	77.30	100	2,332	95.71
SOUTH AFRICA	0	631	--	0	13,690	100.00
MAURITIUS	68	150	120.59	929	6,035	84.61
AUSTRALIA	699	1,399	100.14	20,981	46,560	54.94
NEW ZEALAND	115	60	-47.83	2,026	1,175	-72.43
VANUATU	763	90	-88.20	9,453	283	-3,240.28
UNITED STATES	287,414	260,209	-9.47	8,974,733	12,843,453	30.12
CANADA	1,691	5,549	228.15	321,772	789,131	59.22
MEXICO	381	0	-100.00	6,419	0	--
VENEZUELA	1,319	0	-100.00	60,175	0	--
ARGENTINA	1,158	0	-100.00	15,390	0	--
BRAZIL	4,095	0	-100.00	89,795	0	--
COLOMBIA	4,869	1,676	-65.58	108,439	87,662	-23.70
ECUADOR	0	149	--	0	38,805	100.00
PUERTO RICO	0	509	--	0	1,752	100.00
DOMINICAN REPUBLIC	1,507	1,115	-26.01	34,972	34,548	-1.23
COSTA RICA	1,341	792	-40.94	19,964	26,684	25.18
ARUBA	0	11	--	0	170	100.00
NETHERLANDS ANTILLES	0	256	--	0	65,947	100.00
UNITED KINGDOM	17,755	11,977	-32.54	468,881	268,488	-74.64
NETHERLANDS	473	256	-45.88	48,730	42,866	-13.68
FRANCE	287	3,398	1,083.97	6,209	144,988	95.72
GERMANY, FED. REP. OF	45,866	33,678	-26.57	3,947,054	4,410,014	10.50
BELGIUM	0	36	--	0	1,437	100.00
SWITZERLAND	0	315	--	0	6,340	100.00
LUXEMBOURG	228	0	-100.00	38,160	0	--
DENMARK	431	0	-100.00	4,200	0	--
NORWAY	0	1,680	--	0	322,766	100.00

TABEL 5. PERKEMBANGAN EKSPOR INDONESIA MENURUT KOMODITI DAN NEGARA TUJUAN

JENIS BARANG	BERAT BERSIH (KG)		PERUB	NILAI FOB (US \$)		PERUB
	JAN-MAR 2006	JAN-MAR 2007	%	JAN-MAR 2006	JAN-MAR 2007	%
	(1)	(2)	(3)	(4)	(5)	(6)
SWEDEN	0	2	--	0	10	100.00
FINLAND	0	28	--	0	11,208	100.00
ITALY	198	805	306.57	6,862	26,916	74.51
SPAIN	1,530	1,561	2.03	88,149	104,786	15.88
GREECE	229	0	-100.00	3,437	0	--
HUNGARY	71	0	-100.00	3,205	0	--
ROMANIA	18	0	-100.00	5,478	0	--
BULGARIA	0	75	--	0	2,706	100.00
YUGOSLAVIA	17	7	-58.82	7,613	3,100	-145.58
SLOVAKIA	0	244	--	0	4,970	100.00
SLOVENIA	372	0	-100.00	5,063	0	--
CZECH REPUBLIC	0	573	--	0	20,859	100.00
-ALAT UKUR	61,703	262,111	324.79	1,278,519	2,125,784	39.86
JAPAN	83	93	12.05	11,792	7,893	-49.40
HONG KONG	266	0	-100.00	35,110	0	--
CHINA	748	113,295	15,046.39	372	438,713	99.92
PAPUA NEW GUINEA	927	0	-100.00	1,191	0	--
THAILAND	319	1	-99.69	3,325	9	-36,844.44
SINGAPORE	36,643	98,607	169.10	464,313	1,063,210	56.33
PHILIPPINES	24	0	-100.00	150	0	--
MALAYSIA	6,090	32,066	426.54	60,694	131,056	53.69
VIET NAM	0	1,028	--	0	57,032	100.00
YEMEN	0	7,399	--	0	8,596	100.00
OMAN	200	0	-100.00	689	0	--
UNITED ARAB EMIRATES	516	1,711	231.59	16,215	54,309	70.14
EGYPT	0	90	--	0	28,647	100.00
GUINEA	47	0	-100.00	130	0	--
CONGO	0	102	--	0	500	100.00
AUSTRALIA	1,051	120	-88.58	22,010	2,678	-721.88
NEW ZEALAND	0	3	--	0	401	100.00
UNITED STATES	2,271	486	-78.60	74,382	42,709	-74.16
COLOMBIA	0	2,999	--	0	6,482	100.00
UNITED KINGDOM	0	4	--	0	25	100.00
NETHERLANDS	1,369	3	-99.78	73,945	12,061	-513.09
FRANCE	200	69	-65.50	50,508	527	-9,484.06
GERMANY, FED. REP. OF	3,165	1,716	-45.78	53,425	15,172	-252.13
SWITZERLAND	0	906	--	0	4,328	100.00
DENMARK	35	0	-100.00	4,597	0	--
NORWAY	0	70	--	0	1,064	100.00
IRELAND	1,860	0	-100.00	138,616	0	--
GREECE	2,214	0	-100.00	150,964	0	--
UKRAINE	3,540	0	-100.00	108,087	0	--
LITHUANIA	135	0	-100.00	8,004	0	--
RUSSIA FEDERATION	0	1,343	--	0	250,372	100.00
-LONCENG, ARLOJI DAN BAGIANNYA	1,454,005	1,361,256	-6.38	15,499,246	22,024,088	29.63
JAPAN	42,425	54,508	28.48	863,212	1,443,205	40.19
HONG KONG	145,049	67,212	-53.66	1,267,087	1,510,035	16.09
KOREA, REPUBLIC OF	1,190	2,388	100.67	60,296	64,073	5.89
TAIWAN	121,230	208,796	72.23	489,588	796,953	38.57
CHINA	10,810	11,169	3.32	75,466	97,623	22.70
MACAU	5,741	2,703	-52.92	59,060	31,730	-86.13
PAPUA NEW GUINEA	2,074	3,761	81.34	8,057	12,102	33.42
THAILAND	46,357	11,919	-74.29	390,276	384,161	-1.59
SINGAPORE	176,133	109,512	-37.82	2,599,960	5,909,354	56.00
PHILIPPINES	13,617	41,783	206.84	202,214	775,983	73.94
MALAYSIA	227,191	26,390	-88.38	928,067	775,083	-19.74
MYANMAR (FORM. BURMA)	0	904	--	0	4,180	100.00
CAMBODIA	7	0	-100.00	330	0	--
VIET NAM	61,556	80,602	30.94	702,755	1,440,226	51.21
INDIA	122,917	217,359	76.83	973,053	1,727,005	43.66
PAKISTAN	0	1	--	0	217	100.00
SRI LANKA	0	4,463	--	0	57,349	100.00
SAUDI ARABIA	461	222	-51.84	4,780	184	-2,497.83
KUWAIT	229	0	-100.00	5,670	0	--
YEMEN	3	525	17,400.00	20	3,150	99.37
OMAN	0	19,586	--	0	60,436	100.00
UNITED ARAB EMIRATES	2,876	1,897	-34.04	200,343	128,956	-55.36
QATAR	960	0	-100.00	4,348	0	--
MOROCCO	50,218	42,044	-16.28	410,010	296,035	-38.50
TANZANIA, UNITED REPUBLIC OF	6	0	-100.00	1,438	0	--
MADAGASCAR	789	5	-99.37	6,216	78	-7,869.23
KENYA	0	47	--	0	883	100.00
REUNION	0	416	--	0	497	100.00
TOGO	3,915	0	-100.00	25,194	0	--
GUINEA	9,182	0	-100.00	7,136	0	--
CONGO	0	182	--	0	43	100.00

TABEL 5. PERKEMBANGAN EKSPOR INDONESIA MENURUT KOMODITI DAN NEGARA TUJUAN

JENIS BARANG	BERAT BERSIH (KG)		PERUB %	NILAI FOB (US \$)		PERUB %
	JAN-MAR 2006	JAN-MAR 2007		JAN-MAR 2006	JAN-MAR 2007	
(1)	(2)	(3)	(4)	(5)	(6)	(7)
CAMEROON	477	0	-100.00	37,000	0	--
NIGERIA	0	18,368	--	0	128,883	100.00
GABON	977	0	-100.00	8,638	0	--
COTE D'IVOIRE	19,592	18,714	-4.48	142,710	215,410	33.75
SENEGAL	33,371	18,358	-44.99	220,519	103,375	-113.32
BURKINA FASO	0	22,921	--	0	263,858	100.00
NIGER	6,525	0	-100.00	55,593	0	--
SOUTH AFRICA	5,347	13,658	155.43	30,062	190,489	84.22
MAURITIUS	0	4	--	0	19	100.00
AUSTRALIA	61,069	71,816	17.60	831,540	807,856	-2.93
NEW ZEALAND	5,644	6,868	21.69	88,136	88,628	0.56
FIJI	6,223	1	-99.98	53,520	1	-5,351,900.00
EAST TIMOR	0	48	--	0	6,299	100.00
UNITED STATES	95,508	85,693	-10.28	2,426,168	1,434,720	-69.10
CANADA	2,012	588	-70.78	31,202	49,457	36.91
MEXICO	11,383	4,216	-62.96	195,630	116,598	-67.78
PANAMA	22	0	-100.00	79	0	--
CUBA	0	59	--	0	1,530	100.00
CHILE	3,184	7,115	123.46	52,875	124,993	57.70
VENEZUELA	0	3	--	0	38	100.00
ARGENTINA	3	0	-100.00	82	0	--
BRAZIL	2,267	972	-57.12	103,548	6,086	-1,601.41
COLOMBIA	0	349	--	0	6,337	100.00
HAITI	0	1,035	--	0	13,166	100.00
UNITED KINGDOM	26,248	51,734	97.10	479,636	710,580	32.50
NETHERLANDS	195	126	-35.38	7,087	9,206	23.02
FRANCE	6,737	14,045	108.48	55,898	600,901	90.70
GERMANY, FED. REP. OF	25,896	53,758	107.59	537,874	717,374	25.02
AUSTRIA	401	14	-96.51	4,391	1,754	-150.34
BELGIUM	8	1,265	15,712.50	14	133	89.47
SWITZERLAND	72	284	294.44	1,879	23,590	92.03
DENMARK	25	8	-68.00	5,000	5,200	3.85
FINLAND	53	88	66.04	1,226	2,747	55.37
ITALY	935	536	-42.67	22,661	8,484	-167.10
SPAIN	1,201	1,433	19.32	22,701	24,870	8.72
PORTUGAL	93,018	28,936	-68.89	776,679	600,284	-29.39
CZECHOSLOVAKIA	0	317	--	0	2,800	100.00
HUNGARY	409	200	-51.10	10,006	3,094	-223.40
MOLDOVA, REPUBLIC OF	196	23,203	11,738.27	6,930	189,604	96.35
SLOVAKIA	70	0	-100.00	5,372	0	--
CZECH REPUBLIC	0	6,075	--	0	45,139	100.00
SOUTH GEORGIA AND THE SOUTH SA	1	0	-100.00	14	0	--
RUSSIA FEDERATION	0	54	--	0	1,044	100.00
-COKLAT OLAHAN	26,515,701	35,242,975	32.91	57,089,838	72,371,393	21.12
JAPAN	589,774	404,586	-31.40	1,379,558	1,115,917	-23.63
HONG KONG	43,372	52,020	19.94	98,822	121,411	18.61
KOREA, REPUBLIC OF	255,600	298,037	16.60	205,585	637,970	67.78
TAIWAN	84,834	25,412	-70.05	177,720	64,537	-175.38
CHINA	796,181	923,997	16.05	566,784	755,796	25.01
PAPUA NEW GUINEA	0	1,859	--	0	2,550	100.00
THAILAND	558,573	939,443	68.19	1,118,508	1,454,456	23.10
SINGAPORE	435,970	477,898	9.62	631,499	923,046	31.59
PHILIPPINES	1,812,412	2,307,623	27.32	1,383,483	1,719,318	19.53
MALAYSIA	561,244	4,153,237	640.01	912,460	1,961,376	53.48
MYANMAR (FORM. BURMA)	0	5,000	--	0	5,181	100.00
CAMBODIA	13,700	0	-100.00	18,640	0	--
BRUNEI DARUSSALAM	10,198	30,146	195.61	22,162	69,744	68.22
VIET NAM	60,547	3,152	-94.79	85,973	8,520	-909.07
MALDIVES	2,322	9,910	326.79	2,400	21,319	88.74
INDIA	440,204	231,935	-47.31	406,471	208,469	-94.98
PAKISTAN	97,816	216,260	121.09	75,892	176,917	57.10
BANGLADESH	9,055	13,695	51.24	3,600	25,910	86.11
SRI LANKA	31,876	56,019	75.74	38,625	62,759	38.46
IRAN (ISLAMIC REPUBLIC OF)	448,999	12,864	-97.13	398,240	27,949	-1,324.88
SAUDI ARABIA	6,938	34,477	396.93	24,860	86,024	71.10
KUWAIT	27,846	44,756	60.73	54,875	74,544	26.39
JORDAN	0	186	--	0	577	100.00
YEMEN	17,091	42,562	149.03	19,780	61,250	67.71
OMAN	0	7,381	--	0	15,406	100.00
SYRIA ARAB REPUBLIC	197,999	0	-100.00	118,460	0	--
TURKEY	182,300	348,000	90.89	110,591	258,327	57.19
UNITED ARAB EMIRATES	592,785	709,798	19.74	2,100,663	2,460,468	14.62
QATAR	0	189	--	0	798	100.00
BAHRAIN	10,672	34,614	224.34	23,478	92,158	74.52
EGYPT	129,200	112,600	-12.85	376,278	389,161	3.31
MOROCCO	525	0	-100.00	525	0	--
SUDAN	69	194	181.16	715	896	20.20

TABEL 5. PERKEMBANGAN EKSPOR INDONESIA MENURUT KOMODITI DAN NEGARA TUJUAN

JENIS BARANG	BERAT BERSIH (KG)		PERUB	NILAI FOB (US \$)		PERUB
	JAN-MAR 2006	JAN-MAR 2007	%	JAN-MAR 2006	JAN-MAR 2007	%
(1)	(2)	(3)	(4)	(5)	(6)	(7)
MADAGASCAR	10,374	51,949	400.76	15,628	48,498	67.78
KENYA	50,516	65,324	29.31	162,703	178,576	8.89
TOGO	43,200	0	-100.00	61,200	0	--
GUINEA	2,084	0	-100.00	3,150	0	--
MAURITANIA	14,400	15,210	5.63	20,800	22,604	7.98
SEYCHELLES	0	3,564	--	0	14,756	100.00
CENTRAL AFRICAN REPUBLIC	23,000	0	-100.00	8,510	0	--
SOUTH AFRICA	887,896	907,858	2.25	1,863,095	1,834,180	-1.58
MAURITIUS	2,462	63,855	2,493.62	6,444	140,172	95.40
AUSTRALIA	2,376,815	2,393,343	0.70	7,300,150	7,738,640	5.67
NEW ZEALAND	278,000	250,472	-9.90	561,180	604,204	7.12
VANUATU	4,402	4,006	-9.00	8,037	12,591	36.17
FIJI	23,912	3,979	-83.36	49,087	16,118	-204.55
SAMOA	684	0	-100.00	3,821	0	--
SOLOMON ISLANDS	1,392	1,447	3.95	2,612	2,186	-19.49
TONGA	6,957	0	-100.00	10,352	0	--
EAST TIMOR	11,120	0	-100.00	10,763	0	--
UNITED STATES	5,146,541	6,098,710	18.50	16,849,866	20,422,494	17.49
CANADA	200,522	0	-100.00	701,289	0	--
MEXICO	527,200	369,000	-30.01	283,275	238,380	-18.83
CHILE	0	14,000	--	0	10,640	100.00
ARGENTINA	0	371,039	--	0	179,594	100.00
BRAZIL	454,363	1,042,100	129.35	283,095	605,750	53.27
COLOMBIA	0	20,000	--	0	12,700	100.00
URUGUAY	0	459,999	--	0	187,800	100.00
JAMAICA	8,777	0	-100.00	22,703	0	--
UNITED KINGDOM	101,600	129,800	27.76	355,600	357,167	0.44
NETHERLANDS	1,615,676	2,160,200	33.70	5,374,881	7,808,025	31.16
FRANCE	1,924,000	2,560,000	33.06	6,992,500	10,420,033	32.89
GERMANY, FED. REP. OF	140,000	736,000	425.71	56,000	1,583,062	96.46
BELGIUM	1,346,800	1,812,400	34.57	4,380,437	5,412,877	19.07
SWITZERLAND	525	525	0.00	8,663	8,663	0.00
SWEDEN	9,054	0	-100.00	22,892	0	--
ITALY	0	95	--	0	3	100.00
SPAIN	3,401,330	3,958,040	16.37	1,016,094	1,536,918	33.89
PORTUGAL	0	2,668	--	0	4,000	100.00
GREECE	80,000	63,000	-21.25	22,830	27,090	15.73
HUNGARY	49,000	33,008	-32.64	28,519	41,165	30.72
POLAND	16,000	0	-100.00	6,120	0	--
BULGARIA	56,998	16,000	-71.93	19,430	9,600	-102.40
ARMENIA	0	35	--	0	178	100.00
UKRAINE	30,999	67,499	117.75	20,040	41,115	51.26
LITHUANIA	189,000	28,000	-85.19	151,200	21,280	-610.53
LATVIA	0	14,000	--	0	10,780	100.00
ESTONIA	25,000	0	-100.00	10,625	0	--
CROATIA	0	28,000	--	0	16,800	100.00
RUSSIA FEDERATION	37,000	0	-100.00	39,600	0	--
-GULA TETES	121,875,333	56,868,856	-53.34	12,219,433	4,406,063	-177.33
HONG KONG	19,800	0	-100.00	8,712	0	--
KOREA, REPUBLIC OF	61,102,199	24,100,000	-60.56	6,903,177	1,641,120	-320.64
TAIWAN	0	22,553,376	--	0	1,876,595	100.00
SINGAPORE	6,234	8,279	32.80	4,049	9,108	55.54
MALAYSIA	35,520	45,437	27.92	4,893	15,263	67.94
VIET NAM	60,711,131	10,160,358	-83.26	5,297,779	861,579	-514.89
MALDIVES	449	0	-100.00	823	0	--
AUSTRALIA	0	1,406	--	0	2,398	100.00
-KERUPUK UDANG	1,257,155	1,722,253	37.00	1,855,649	2,991,418	37.97
JAPAN	29,502	19,659	-33.36	52,640	32,305	-62.95
HONG KONG	52,094	42,851	-17.74	82,761	332,247	75.09
KOREA, REPUBLIC OF	186,600	128,280	-31.25	265,418	188,436	-40.85
TAIWAN	11,133	45,338	307.24	8,557	15,073	43.23
SINGAPORE	34,488	27,636	-19.87	42,813	49,003	12.63
MALAYSIA	52,082	49,953	-4.09	42,140	34,832	-20.98
INDIA	443	0	-100.00	867	0	--
SAUDI ARABIA	74,738	46,577	-37.68	71,096	52,761	-34.75
UNITED ARAB EMIRATES	999	24,947	2,397.20	2,260	29,517	92.34
AUSTRALIA	5,322	42,768	703.61	10,238	80,832	87.33
NEW ZEALAND	0	14,582	--	0	21,570	100.00
UNITED STATES	34,790	38,088	9.48	84,507	101,940	17.10
CANADA	36	1,500	4,066.67	288	3,760	92.34
UNITED KINGDOM	115,180	189,036	64.12	161,837	296,590	45.43
NETHERLANDS	576,742	908,698	57.56	912,296	1,525,737	40.21
FRANCE	43,695	75,755	73.37	70,732	157,946	55.22
BELGIUM	9,377	41,465	342.20	6,282	32,906	80.91
SPAIN	0	11,520	--	0	21,311	100.00
ROMANIA	29,934	13,600	-54.57	40,917	14,652	-179.26

TABEL 5. PERKEMBANGAN EKSPOR INDONESIA MENURUT KOMODITI DAN NEGARA TUJUAN

JENIS BARANG	BERAT BERSIH (KG)		PERUB	NILAI FOB (US \$)		PERUB
	JAN-MAR 2006	JAN-MAR 2007	%	JAN-MAR 2006	JAN-MAR 2007	%
(1)	(2)	(3)	(4)	(5)	(6)	(7)
-BUAH/SAYURAN OLAHAN	107,776,584	109,293,636	1.41	57,784,116	67,022,107	13.78
JAPAN	4,486,588	4,343,812	-3.18	3,731,274	3,880,481	3.85
HONG KONG	642,858	820,353	27.61	919,610	1,192,753	22.90
KOREA, REPUBLIC OF	473,171	1,629,483	244.38	350,102	851,790	58.90
TAIWAN	1,536,100	2,443,254	59.06	624,944	1,156,683	45.97
CHINA	2,531,724	2,342,638	-7.47	438,461	495,454	11.50
THAILAND	371,140	11,270	-96.96	81,641	12,027	-578.81
SINGAPORE	18,907,705	23,770,621	25.72	11,187,390	13,765,666	18.73
PHILIPPINES	55,042	80,346	45.97	19,050	85,146	77.63
MALAYSIA	23,407,619	19,827,730	-15.29	3,243,560	3,064,602	-5.84
CAMBODIA	177,000	11	-99.99	1,680	20	-8,300.00
BRUNEI DARUSSALAM	209	35,670	16,966.99	849	69,354	98.78
NEPAL	232,030	0	-100.00	156,584	0	--
VIET NAM	1,762,567	5,289,707	200.11	1,215,380	3,672,374	66.90
MALDIVES	9,289	15,103	62.59	13,201	18,244	27.64
INDIA	8,090,676	22,142,894	173.68	5,453,551	14,680,977	62.85
PAKISTAN	529,618	313,038	-40.89	186,075	197,380	5.73
BANGLADESH	25,000	0	-100.00	250	0	--
IRAN (ISLAMIC REPUBLIC OF)	45,450	62,727	38.01	16,300	12,452	-30.90
SAUDI ARABIA	203,797	129,080	-36.66	196,543	156,963	-25.22
KUWAIT	42,073	124,658	196.29	17,039	67,556	74.78
JORDAN	0	129,089	--	0	197,313	100.00
LEBANON	28,136	141,301	402.21	148,118	574,695	74.23
YEMEN	9,205	700	-92.40	4,840	10,848	55.38
SYRIA ARAB REPUBLIC	14,062	28,800	104.81	40,185	138,383	70.96
TURKEY	55,782	225,025	303.40	37,298	149,269	75.01
UNITED ARAB EMIRATES	1,041,480	739,824	-28.96	579,015	567,956	-1.95
QATAR	49,980	0	-100.00	20,992	0	--
BAHRAIN	120,000	36,900	-69.25	52,920	23,567	-124.55
CYPRUS	0	12,500	--	0	9,375	100.00
EGYPT	463,716	837,982	80.71	278,464	448,788	37.95
MOROCCO	0	50,000	--	0	30,500	100.00
TUNISIA	12,500	0	-100.00	2,500	0	--
ALGERIA	0	57,130	--	0	33,790	100.00
MADAGASCAR	1,781	0	-100.00	4,968	0	--
KENYA	0	12,500	--	0	2,500	100.00
NIGERIA	49,115	0	-100.00	77,208	0	--
SEYCHELLES	700	0	-100.00	6,272	0	--
SOUTH AFRICA	237,336	256,934	8.26	147,451	133,506	-10.45
MAURITIUS	26,556	26,390	-0.63	24,354	20,882	-16.63
AUSTRALIA	461,342	299,586	-35.06	309,272	212,849	-45.30
NEW ZEALAND	155,134	165,754	6.85	131,447	148,661	11.58
MICRONESIA, FEDERATED STATES OF	4,214	0	-100.00	3,284	0	--
GUAM	368	0	-100.00	1,165	0	--
NEW CALEDONIA	0	1,488	--	0	1,800	100.00
VANUATU	652	612	-6.13	1,190	1,926	38.21
COOK ISLANDS	7	0	-100.00	35	0	--
FIJI	636	684	7.55	646	1,228	47.39
SAMOA	562	0	-100.00	3,330	0	--
SOLOMON ISLANDS	1,758	0	-100.00	31,251	0	--
EAST TIMOR	89,470	0	-100.00	35,910	0	--
UNITED STATES	14,221,402	9,006,563	-36.67	12,039,268	11,189,861	-7.59
CANADA	110,367	129,022	16.90	469,458	491,530	4.49
MEXICO	14,131	86,300	510.71	15,200	88,600	82.84
PANAMA	16,193	0	-100.00	11,800	0	--
CHILE	1,040,893	386,582	-62.86	556,499	206,988	-168.86
ARGENTINA	1,534,171	930,380	-39.36	898,389	592,374	-51.66
BRAZIL	100,000	296,000	196.00	47,500	232,920	79.61
URUGUAY	93,057	228,000	145.01	48,025	142,045	66.19
PARAGUAY	25,000	75,000	200.00	18,250	24,000	23.96
PERU	42,472	153,500	261.41	15,660	49,356	68.27
PUERTO RICO	34,320	0	-100.00	29,172	0	--
DOMINICAN REPUBLIC	48,988	0	-100.00	37,721	0	--
UNITED KINGDOM	782,530	533,397	-31.84	499,082	485,456	-2.81
NETHERLANDS	3,365,558	1,080,434	-67.90	2,212,489	939,968	-135.38
FRANCE	527,776	478,844	-9.27	347,688	423,194	17.84
GERMANY, FED. REP. OF	7,897,159	3,108,795	-60.63	3,699,402	1,969,154	-87.87
AUSTRIA	354,686	438,308	23.58	216,785	243,306	10.90
BELGIUM	561,859	415,298	-26.09	433,605	359,943	-20.46
SWITZERLAND	15,963	0	-100.00	9,328	0	--
DENMARK	144,778	145,453	0.47	84,141	65,922	-27.64
NORWAY	444,133	0	-100.00	389,998	0	--
SWEDEN	374,480	140,043	-62.60	250,061	107,085	-133.52
FINLAND	1,189,831	298,002	-74.95	652,554	145,118	-349.67
IRELAND	18,210	60,000	229.49	8,750	27,555	68.25
ITALY	1,257,433	347,916	-72.33	549,498	211,505	-159.80
SPAIN	2,872,126	1,019,903	-64.49	2,079,239	792,781	-162.27

TABEL 5. PERKEMBANGAN EKSPOR INDONESIA MENURUT KOMODITI DAN NEGARA TUJUAN

JENIS BARANG	BERAT BERSIH (KG)		PERUB	NILAI FOB (US \$)		PERUB
	JAN-MAR 2006	JAN-MAR 2007	%	JAN-MAR 2006	JAN-MAR 2007	%
(1)	(2)	(3)	(4)	(5)	(6)	(7)
PORTUGAL	52,000	76,000	46.15	37,700	52,600	28.33
GREECE	134,627	192,120	42.71	80,365	72,035	-11.56
ANDORRA	26,000	0	-100.00	10,400	0	--
HUNGARY	122,772	75,000	-38.91	58,576	44,500	-31.63
POLAND	526,146	1,002,750	90.58	371,895	676,583	45.03
ROMANIA	787,937	0	-100.00	304,420	0	--
BULGARIA	37,000	25,000	-32.43	26,820	5,000	-436.40
YUGOSLAVIA	0	35,202	--	0	16,650	100.00
ARMENIA	0	12,500	--	0	10,125	100.00
BELARUS	20,000	0	-100.00	15,200	0	--
KAZAKHSTAN	0	64,500	--	0	53,515	100.00
UKRAINE	132,937	153,085	15.16	96,259	68,732	-40.05
UZBEKISTAN	0	12,500	--	0	7,625	100.00
LITHUANIA	0	46,773	--	0	32,268	100.00
LATVIA	73,756	45,100	-38.85	73,491	26,158	-180.95
GEORGIA	0	13,000	--	0	2,500	100.00
CROATIA	0	22,500	--	0	13,725	100.00
BOSNIA AND HERZEGOVINA	20,000	0	-100.00	15,200	0	--
MALTA	60,000	0	-100.00	4,200	0	--
SLOVAKIA	0	25,000	--	0	20,000	100.00
SLOVENIA	300,910	219,228	-27.14	135,603	139,554	2.83
CZECH REPUBLIC	48,772	17,622	-63.87	32,325	6,976	-363.37
RUSSIA FEDERATION	1,992,063	1,492,422	-25.08	1,106,501	897,142	-23.34
-MINUMAN OLAHAN	13,618,601	18,719,505	37.46	6,890,284	10,384,613	33.65
JAPAN	1,298,503	8,070,322	521.51	1,080,480	4,286,939	74.80
HONG KONG	212,762	328,346	54.33	736,262	420,662	-75.02
KOREA, REPUBLIC OF	11,835	11,804	-0.26	12,905	22,653	43.03
TAIWAN	746,812	345,882	-53.69	444,193	262,720	-69.07
CHINA	387	884	128.42	2,026	568	-256.69
MONGOLIA	0	16,981	--	0	9,774	100.00
PAPUA NEW GUINEA	205,055	109,178	-46.76	421,576	1,018,712	58.62
THAILAND	73,094	473,998	548.48	113,607	271,184	58.11
SINGAPORE	6,242,659	5,103,994	-18.24	1,915,299	1,712,218	-11.86
PHILIPPINES	230,382	471,447	104.64	114,532	251,334	54.43
MALAYSIA	584,287	520,454	-10.92	415,168	357,615	-16.09
CAMBODIA	37,102	0	-100.00	13,260	0	--
BRUNEI DARUSSALAM	304,644	298,012	-2.18	186,415	168,297	-10.77
VIET NAM	21,345	457,969	2,045.56	11,377	333,733	96.59
MALDIVES	35,099	72,192	105.68	35,825	58,125	38.37
INDIA	0	17,932	--	0	11,250	100.00
PAKISTAN	1,490	0	-100.00	825	0	--
BANGLADESH	9,441	1,801	-80.92	23,422	910	-2,473.85
SAUDI ARABIA	18,087	53,671	196.74	6,530	42,904	84.78
LEBANON	0	24,588	--	0	78,790	100.00
OMAN	201,032	201,032	0.00	131,589	131,589	0.00
UNITED ARAB EMIRATES	262,898	403,852	53.62	327,845	369,088	11.17
QATAR	0	20,324	--	0	13,911	100.00
BAHRAIN	13,087	0	-100.00	8,800	0	--
TOGO	0	12	--	0	12	100.00
GHANA	0	17,664	--	0	13,455	100.00
CAMEROON	2,822	0	-100.00	2,150	0	--
SIERRA LEONE	16,896	17,664	4.55	12,320	13,455	8.44
SENEGAL	0	14,410	--	0	7,281	100.00
BENIN	0	50,912	--	0	35,134	100.00
AUSTRALIA	2,424,361	1,189,201	-50.95	333,661	187,219	-78.22
NEW ZEALAND	1,217	1,732	42.32	1,599	9,707	83.53
MICRONESIA, FEDERATED STATES OF	0	5,127	--	0	10,767	100.00
NORTHERN MARIANA ISLANDS	15,222	0	-100.00	3,120	0	--
VANUATU	35,393	79,292	124.03	6,417	14,865	56.83
AMERICAN SAMOA	0	42,286	--	0	7,947	100.00
FIJI	0	13,463	--	0	4,637	100.00
KIRIBATI	758	0	-100.00	1,044	0	--
SOLOMON ISLANDS	113,414	157,236	38.64	155,699	35,560	-337.85
TONGA	85,841	898	-98.95	24,738	3,802	-550.66
EAST TIMOR	149,358	3,723	-97.51	32,600	1,078	-2,924.12
UNITED STATES	123,773	28,875	-76.67	68,967	53,717	-28.39
CANADA	28,052	19,709	-29.74	37,024	37,050	0.07
DOMINICAN REPUBLIC	0	9,550	--	0	10,200	100.00
CAPE VERDE	0	15,293	--	0	8,424	100.00
UNITED KINGDOM	0	9,632	--	0	9,123	100.00
NETHERLANDS	82,837	24,222	-70.76	84,167	18,713	-349.78
GERMANY, FED. REP. OF	15,128	511	-96.62	26,366	617	-4,173.26
AUSTRIA	110	0	-100.00	349	0	--
BELGIUM	866	0	-100.00	5,563	0	--
FINLAND	352	0	-100.00	679	0	--
IRELAND	32	55	71.88	21	39	46.15
SPAIN	6,168	7,375	19.57	48,316	35,735	-35.21

TABEL 5. PERKEMBANGAN EKSPOR INDONESIA MENURUT KOMODITI DAN NEGARA TUJUAN

JENIS BARANG	BERAT BERSIH (KG)		PERUB	NILAI FOB (US \$)		PERUB
	JAN-MAR 2006	JAN-MAR 2007	%	JAN-MAR 2006	JAN-MAR 2007	%
(1)	(2)	(3)	(4)	(5)	(6)	(7)
GREECE	6,000	6,000	0.00	43,548	43,100	-1.04
-ROKOK DAN TEMBAKAU OLAHAN	16,125,442	20,359,060	26.25	66,293,038	101,998,333	35.01
JAPAN	60,709	93,501	54.02	612,682	1,419,385	56.83
HONG KONG	3,780	8,165	116.01	35,299	126,015	71.99
KOREA, REPUBLIC OF	240	2,517	948.75	3,360	11,716	71.32
TAIWAN	9,133	0	-100.00	33,666	0	--
MACAU	9,679	18,800	94.23	46,650	81,374	42.67
THAILAND	930,006	1,460,511	57.04	2,973,420	5,280,710	43.69
SINGAPORE	1,256,487	1,596,604	27.07	15,144,871	19,211,451	21.17
PHILIPPINES	642,511	418,749	-34.83	3,519,801	1,938,561	-81.57
MALAYSIA	1,307,805	3,272,046	150.19	9,305,701	18,409,313	49.45
MYANMAR (FORM. BURMA)	1,104,000	0	-100.00	2,561,280	0	--
CAMBODIA	4,845,245	5,831,916	20.36	15,319,955	20,881,670	26.63
BRUNEI DARUSSALAM	9,756	6,629	-32.05	69,768	46,203	-51.00
VIET NAM	110,016	873,643	694.11	1,050,923	4,392,463	76.07
INDIA	739	0	-100.00	5,700	0	--
PAKISTAN	1,200	35,060	2,821.67	4,290	82,079	94.77
SRI LANKA	7,971	19,038	138.84	88,451	419,705	78.93
SAUDI ARABIA	19,617	15,039	-23.34	234,660	171,760	-36.62
JORDAN	510,731	201,976	-60.45	1,680,040	768,510	-118.61
LEBANON	25,536	25,536	0.00	84,000	95,760	12.28
TURKEY	391,725	683,544	74.50	1,322,090	2,563,290	48.42
UNITED ARAB EMIRATES	92,807	92,050	-0.82	375,773	619,810	39.37
QATAR	88	943	971.59	1,400	8,775	84.05
BAHRAIN	77	0	-100.00	1,128	0	--
EGYPT	0	28,728	--	0	107,730	100.00
TUNISIA	0	50,000	--	0	75,000	100.00
SOUTH AFRICA	39,750	20,154	-49.30	79,354	5,680	-1,297.08
MAURITIUS	31	0	-100.00	2,494	0	--
AUSTRALIA	99,146	1,357,648	1,269.34	267,930	4,612,094	94.19
EAST TIMOR	2,174	0	-100.00	56,000	0	--
UNITED STATES	1,287,548	838,717	-34.86	1,717,686	3,655,260	53.01
CANADA	12,902	34,776	169.54	72,700	149,300	51.31
NICARAGUA	0	36,142	--	0	75,080	100.00
CHILE	75	0	-100.00	2,331	0	--
ARGENTINA	83	0	-100.00	3,462	0	--
BRAZIL	0	51,101	--	0	297,777	100.00
BOLIVIA	0	1,959	--	0	22,970	100.00
PARAGUAY	35,796	49,396	37.99	612,480	679,000	9.80
PUERTO RICO	440,000	0	-100.00	191,400	0	--
DOMINICAN REPUBLIC	43,387	116,748	169.09	520,642	2,101,318	75.22
UNITED KINGDOM	89	164	84.27	1,424	2,383	40.24
NETHERLANDS	400,294	291,844	-27.09	1,986,952	1,814,966	-9.48
FRANCE	53,460	36,143	-32.39	69,498	36,655	-89.60
GERMANY, FED. REP. OF	463,780	1,019,696	119.87	1,391,216	4,365,237	68.13
AUSTRIA	208,259	495	-99.76	362,280	7,875	-4,500.38
BELGIUM	286,037	813,123	184.27	1,202,397	3,065,429	60.78
SWITZERLAND	8,103	23,510	190.14	10,553	42,505	75.17
DENMARK	37,176	40,710	9.51	483,560	552,675	12.51
NORWAY	98,962	118,928	20.18	174,934	350,844	50.14
SPAIN	11,491	127,973	1,013.68	92,843	1,885,779	95.08
PORTUGAL	0	43,200	--	0	184,086	100.00
HUNGARY	0	330	--	0	4,955	100.00
POLAND	1,398	209,632	14,895.14	11,854	1,009,512	98.83
ROMANIA	0	19,800	--	0	98,208	100.00
ALBANIA	19,800	0	-100.00	38,610	0	--
BELARUS	57,420	0	-100.00	53,856	0	--
KAZAKHSTAN	99,000	19,800	-80.00	162,954	9,900	-1,546.00
UKRAINE	128,000	76,299	-40.39	115,532	62,900	-83.68
LITHUANIA	0	75	--	0	1,992	100.00
ESTONIA	12	0	-100.00	210	0	--
CZECH REPUBLIC	231	623	169.70	3,570	10,488	65.96
RUSSIA FEDERATION	951,180	275,079	-71.08	2,129,408	182,185	-1,068.82
-DAGING TERNAK	877,703	762,279	-13.15	3,494,530	2,669,813	-30.89
JAPAN	200	2,823	1,311.50	820	18,049	95.46
HONG KONG	40,586	69,462	71.15	64,774	104,877	38.24
KOREA, REPUBLIC OF	7,580	9,646	27.26	26,329	39,250	32.92
SINGAPORE	23,942	12,658	-47.13	96,053	19,096	-403.00
PHILIPPINES	2	0	-100.00	30	0	--
MALAYSIA	15,027	5,356	-64.36	16,011	4,981	-221.44
UNITED STATES	39,387	5	-99.99	375,873	11	-3,416,927.27
CANADA	16,200	0	-100.00	62,021	0	--
UNITED KINGDOM	12,240	0	-100.00	85,779	0	--
NETHERLANDS	173,036	145,003	-16.20	673,135	504,232	-33.50
FRANCE	209,289	137,700	-34.21	833,778	571,352	-45.93
BELGIUM	340,214	353,480	3.90	1,259,927	1,305,580	3.50

TABEL 5. PERKEMBANGAN EKSPOR INDONESIA MENURUT KOMODITI DAN NEGARA TUJUAN

JENIS BARANG	BERAT BERSIH (KG)		PERUB	NILAI FOB (US \$)		PERUB
	JAN-MAR 2006	JAN-MAR 2007	%	JAN-MAR 2006	JAN-MAR 2007	%
(1)	(2)	(3)	(4)	(5)	(6)	(7)
SWITZERLAND	0	26,146	--	0	102,385	100.00
-DAGING UNGGAS	79	28	-64.56	90,203	16,400	-450.02
UNITED STATES	28	0	-100.00	25,200	0	--
CANADA	50	28	-44.00	65,000	16,400	-296.34
NETHERLANDS	1	0	-100.00	3	0	--
-IKAN OLAHAN	36,635,216	36,945,738	0.85	122,033,314	127,638,916	4.39
JAPAN	6,062,822	7,655,898	26.28	21,142,394	24,229,522	12.74
HONG KONG	421,778	361,050	-14.40	2,526,725	1,899,901	-32.99
KOREA, REPUBLIC OF	634,461	796,262	25.50	795,184	977,195	18.63
TAIWAN	329,611	520,859	58.02	430,178	735,808	41.54
CHINA	680,111	237,171	-65.13	647,650	532,783	-21.56
THAILAND	636,713	1,476,354	131.87	187,555	546,300	65.67
SINGAPORE	1,967,669	2,181,227	10.85	2,780,889	2,863,593	2.89
PHILIPPINES	52,240	25,193	-51.77	60,542	40,407	-49.83
MALAYSIA	1,091,465	1,453,329	33.15	676,365	1,544,827	56.22
BRUNEI DARUSSALAM	274	2,946	975.18	286	2,600	89.00
VIET NAM	252,521	182,230	-27.84	536,281	354,697	-51.19
MALDIVES	747	481	-35.61	1,194	735	-62.45
PAKISTAN	26,000	0	-100.00	20,800	0	--
SRI LANKA	835,455	1,088,287	30.26	470,050	736,515	36.18
SAUDI ARABIA	594,488	700,161	17.78	1,942,250	2,401,750	19.13
KUWAIT	0	22,770	--	0	34,155	100.00
JORDAN	892,322	635,664	-28.76	2,067,976	1,722,400	-20.06
LEBANON	36,352	16,319	-55.11	72,740	80,763	9.93
OMAN	0	27,000	--	0	29,160	100.00
UNITED ARAB EMIRATES	75,358	34,209	-54.60	159,961	176,553	9.40
CYPRUS	20,004	4,006	-79.97	57,645	11,000	-424.05
EGYPT	24,214	43,190	78.37	50,850	95,110	46.54
LIBYAN ARAB JAMAHIRIYA	1,090,868	981,885	-9.99	2,396,822	2,434,896	1.56
MOROCCO	63,363	45,583	-28.06	78,406	60,500	-29.60
ALGERIA	0	24,080	--	0	31,304	100.00
NAMIBIA	0	22,310	--	0	73,623	100.00
REUNION	33,936	30,489	-10.16	131,762	169,009	22.04
EQUATORIAL GUINEA	0	15,500	--	0	16,900	100.00
TOGO	0	15,500	--	0	17,260	100.00
GHANA	77,500	944,186	1,118.30	75,250	976,310	92.29
CAMEROON	0	304,792	--	0	322,180	100.00
NIGERIA	0	15,500	--	0	17,200	100.00
GABON	0	52,821	--	0	51,614	100.00
COTE D'IVOIRE	0	31,000	--	0	33,462	100.00
SOUTH AFRICA	12,959	130,000	903.16	65,520	178,100	63.21
MAURITIUS	40,827	102,304	150.58	46,798	145,748	67.89
AUSTRALIA	483,074	452,233	-6.38	1,466,392	1,664,863	11.92
NEW ZEALAND	57,259	76,798	34.12	67,862	225,495	69.91
FIJI	0	25,000	--	0	18,889	100.00
EAST TIMOR	22,050	20,000	-9.30	45,166	71,263	36.62
UNITED STATES	13,388,189	11,400,433	-14.85	64,196,515	65,995,544	2.73
CANADA	520,331	644,984	23.96	2,047,234	2,408,475	15.00
MEXICO	62,936	74,069	17.69	156,935	227,638	31.06
GUATEMALA	33,293	0	-100.00	38,189	0	--
PANAMA	15,500	14,378	-7.24	17,000	67,375	74.77
CHILE	0	10,713	--	0	6,113	100.00
TRINIDAD AND TOBAGO	50,415	0	-100.00	20,166	0	--
PUERTO RICO	120,533	139,195	15.48	459,212	652,569	29.63
DOMINICAN REPUBLIC	36,602	0	-100.00	150,064	0	--
MARTINIQUE	82,803	51,476	-37.83	264,033	151,722	-74.02
GUADELOUPE	19,460	0	-100.00	29,190	0	--
UNITED KINGDOM	779,361	372,818	-52.16	2,443,766	1,871,019	-30.61
NETHERLANDS	826,218	228,865	-72.30	3,162,244	1,111,258	-184.56
FRANCE	391,360	427,498	9.23	766,405	687,800	-11.43
GERMANY, FED. REP. OF	1,870,785	1,058,589	-43.41	3,647,381	2,314,849	-57.56
AUSTRIA	0	15,857	--	0	34,360	100.00
BELGIUM	644,222	921,155	42.99	2,340,519	4,480,251	47.76
SWITZERLAND	29,608	0	-100.00	49,656	0	--
LUXEMBOURG	19,998	0	-100.00	63,813	0	--
DENMARK	139,229	90,187	-35.22	536,941	448,154	-19.81
NORWAY	14,000	0	-100.00	91,400	0	--
SWEDEN	52,429	0	-100.00	248,511	0	--
FINLAND	0	8,860	--	0	22,728	100.00
IRELAND	18,048	0	-100.00	30,850	0	--
ITALY	353,741	131,976	-62.69	655,093	254,378	-157.53
SPAIN	206,681	159,953	-22.61	467,305	667,231	29.96
PORTUGAL	47,536	0	-100.00	79,528	0	--
GREECE	46,191	3	-99.99	77,024	9	-855,722.22
CZECHOSLOVAKIA	0	132,579	--	0	136,934	100.00
POLAND	69,000	0	-100.00	531,700	0	--

TABEL 5. PERKEMBANGAN EKSPOR INDONESIA MENURUT KOMODITI DAN NEGARA TUJUAN

JENIS BARANG	BERAT BERSIH (KG)		PERUB	NILAI FOB (US \$)		PERUB
	JAN-MAR 2006	JAN-MAR 2007	%	JAN-MAR 2006	JAN-MAR 2007	%
(1)	(2)	(3)	(4)	(5)	(6)	(7)
ROMANIA	16,317	0	-100.00	22,649	0	--
BULGARIA	60,410	103,295	70.99	124,750	218,215	42.83
UKRAINE	0	29,043	--	0	62,435	100.00
MALTA	13,264	0	-100.00	6,632	0	--
SLOVENIA	134,383	16,317	-87.86	204,115	22,802	-795.16
CZECH REPUBLIC	16,317	0	-100.00	22,649	0	--
RUSSIA FEDERATION	39,615	158,908	301.13	80,352	272,667	70.53
-BERAS GILING	310,381	74,406	-76.03	149,995	40,643	-269.05
HONG KONG	75	50	-33.33	164	89	-84.27
TAIWAN	241,699	0	-100.00	103,624	0	--
SINGAPORE	67,500	22,500	-66.67	44,556	15,638	-184.92
MALAYSIA	1,000	51,544	5,054.40	1,579	24,818	93.64
SUDAN	0	312	--	0	98	100.00
EAST TIMOR	107	0	-100.00	72	0	--
-KOPI OLAHAN	1,677	17,894	967.02	1,603	31,685	94.94
JAPAN	0	4	--	0	170	100.00
HONG KONG	1,490	1,425	-4.36	1,510	1,500	-0.67
SINGAPORE	0	15,025	--	0	22,515	100.00
PHILIPPINES	0	1,440	--	0	7,500	100.00
GERMANY, FED. REP. OF	187	0	-100.00	93	0	--
-TEH OLAHAN	14,471,386	10,211,893	-29.43	18,804,812	18,097,281	-3.91
JAPAN	152,239	205,445	34.95	244,782	421,606	41.94
HONG KONG	637	519	-18.52	2,640	7,174	63.20
KOREA, REPUBLIC OF	1,224	2,725	122.63	5,850	5,086	-15.02
TAIWAN	186,863	129,239	-30.84	405,394	365,437	-10.93
CHINA	21,080	113	-99.46	22,621	1,734	-1,204.56
MONGOLIA	3,119	7,559	142.35	15,599	40,188	61.18
THAILAND	5,966	6,114	2.48	29,782	32,276	7.73
SINGAPORE	227,432	93,331	-58.96	599,032	313,054	-91.35
PHILIPPINES	4,413	11,250	154.93	29,043	86,283	66.34
MALAYSIA	1,056,425	1,060,110	0.35	1,445,363	2,117,053	31.73
CAMBODIA	0	1,068	--	0	5,466	100.00
BRUNEI DARUSSALAM	126	0	-100.00	471	0	--
VIET NAM	34,086	63,434	86.10	148,382	309,818	52.11
INDIA	217,960	352,530	61.74	262,880	541,587	51.46
PAKISTAN	1,820,380	1,111,656	-38.93	2,250,740	1,786,510	-25.99
SRI LANKA	13,200	154,409	1,069.77	19,886	254,932	92.20
AFGHANISTAN	166,279	87,184	-47.57	176,543	105,130	-67.93
IRAQ	12,582	0	-100.00	19,432	0	--
IRAN (ISLAMIC REPUBLIC OF)	44,450	0	-100.00	51,121	0	--
SAUDI ARABIA	18,711	6,631	-64.56	62,167	32,919	-88.85
KUWAIT	10,400	0	-100.00	11,190	0	--
YEMEN	21,820	0	-100.00	46,222	0	--
TURKEY	63,280	0	-100.00	80,484	0	--
UNITED ARAB EMIRATES	336,374	253,741	-24.57	597,157	386,055	-54.68
EGYPT	354,180	34,900	-90.15	443,371	48,316	-817.65
AUSTRALIA	463,747	497,422	7.26	1,481,905	1,923,995	22.98
NEW ZEALAND	133,300	109,449	-17.89	355,307	352,005	-0.94
GUAM	12	0	-100.00	251	0	--
FIJI	31,840	11,000	-65.45	32,796	16,830	-94.87
EAST TIMOR	2,038	0	-100.00	1,823	0	--
UNITED STATES	1,020,843	1,134,534	11.14	1,049,912	1,573,227	33.26
CANADA	109,120	104,140	-4.56	103,903	137,142	24.24
SURINAME	0	1,921	--	0	17,152	100.00
CHILE	108,760	100,920	-7.21	147,674	169,419	12.84
PUERTO RICO	540	0	-100.00	756	0	--
UNITED KINGDOM	2,825,184	1,894,277	-32.95	3,313,486	2,808,125	-18.00
NETHERLANDS	1,006,636	1,040,964	3.41	966,671	1,585,632	39.04
GERMANY, FED. REP. OF	438,095	148,439	-66.12	448,861	221,203	-102.92
BELGIUM	12,500	0	-100.00	11,088	0	--
IRELAND	43,240	0	-100.00	61,574	0	--
ITALY	83	595	616.87	207	1,398	85.19
POLAND	540,300	338,174	-37.41	667,586	571,717	-16.77
KAZAKHSTAN	71,520	0	-100.00	79,152	0	--
KYRGYZSTAN	24,480	0	-100.00	28,152	0	--
UKRAINE	228,710	146,680	-35.87	231,030	164,431	-40.50
UZBEKISTAN	54,060	27,136	-49.80	76,768	44,503	-72.50
RUSSIA FEDERATION	2,583,152	1,074,284	-58.41	2,775,758	1,649,878	-68.24
-GULA PASIR	43,515	54,942	26.26	48,639	73,479	33.81
HONG KONG	2,629	3,425	30.28	4,682	5,886	20.46
KOREA, REPUBLIC OF	0	1,157	--	0	3,704	100.00
SINGAPORE	145	3,738	2,477.93	122	1,887	93.53
MALAYSIA	3,602	11,637	223.07	2,139	9,842	78.27
UNITED ARAB EMIRATES	168	0	-100.00	400	0	--

TABEL 5. PERKEMBANGAN EKSPOR INDONESIA MENURUT KOMODITI DAN NEGARA TUJUAN

JENIS BARANG	BERAT BERSIH (KG)		PERUB	NILAI FOB (US \$)		PERUB
	JAN-MAR 2006	JAN-MAR 2007	%	JAN-MAR 2006	JAN-MAR 2007	%
(1)	(2)	(3)	(4)	(5)	(6)	(7)
AUSTRALIA	8,712	4,476	-48.62	16,737	9,138	-83.16
UNITED STATES	4,101	6,009	46.53	9,758	27,912	65.04
CANADA	24,158	24,500	1.42	14,801	15,110	2.05
-GULA LAINNYA	72,546,731	1,902,170	-97.38	2,381,375	963,700	-147.11
JAPAN	14,394	2,135	-85.17	13,017	1,734	-650.69
HONG KONG	28,233	59,550	110.92	20,413	42,468	51.93
CHINA	3,000	18,500	516.67	42,000	8,553	-391.06
PAPUA NEW GUINEA	16,899	0	-100.00	19,762	0	--
THAILAND	716,001	343,921	-51.97	312,755	155,289	-101.40
SINGAPORE	275,185	332,574	20.85	146,306	199,276	26.58
PHILIPPINES	16	18,646	116,437.50	1,218	11,116	89.04
MALAYSIA	179,000	347,875	94.34	63,234	168,573	62.49
CAMBODIA	0	413	--	0	750	100.00
VIET NAM	108,811	485	-99.55	41,966	1,665	-2,420.48
MALDIVES	25,341	11,347	-55.22	9,190	4,321	-112.68
INDIA	0	263,675	--	0	117,374	100.00
PAKISTAN	637	126	-80.22	2,547	885	-187.80
KUWAIT	0	37,000	--	0	14,430	100.00
JORDAN	50,999	0	-100.00	21,615	0	--
TURKEY	18,000	51,000	183.33	7,875	25,506	69.12
TANZANIA, UNITED REPUBLIC OF	18,000	0	-100.00	6,964	0	--
SEYCHELLES	223	0	-100.00	2,000	0	--
SOUTH AFRICA	18,000	0	-100.00	6,895	0	--
AUSTRALIA	83,724	155,859	86.16	42,222	80,108	47.29
NEW ZEALAND	25,000	156,500	526.00	13,075	73,666	82.25
VANUATU	3,927	0	-100.00	4,714	0	--
COOK ISLANDS	0	4,734	--	0	5,884	100.00
EAST TIMOR	18,529	0	-100.00	7,973	0	--
UNITED STATES	70,848,571	76,035	-99.89	1,552,369	34,467	-4,403.93
CANADA	128	0	-100.00	280	0	--
CHILE	7,057	0	-100.00	2,525	0	--
UNITED KINGDOM	26,000	12,750	-50.96	11,220	7,050	-59.15
NETHERLANDS	8,556	9,045	5.72	7,710	10,585	27.16
NORWAY	52,500	0	-100.00	21,530	0	--
-MAKANAN OLAHAN LAINNYA	65,481,165	84,651,005	29.28	102,494,272	118,303,777	13.36
JAPAN	2,918,789	4,471,966	53.21	3,661,197	4,827,473	24.16
HONG KONG	2,095,694	1,769,703	-15.56	10,014,329	8,735,718	-14.64
KOREA, DEMOCRATIC PEOPLE'S REPL	0	12,096	--	0	10,752	100.00
KOREA, REPUBLIC OF	1,148,166	1,239,430	7.95	1,383,224	1,345,396	-2.81
TAIWAN	3,756,100	4,724,577	25.78	5,732,882	6,569,874	12.74
CHINA	396,922	7,236,112	1,723.06	644,193	4,429,541	85.46
MONGOLIA	4,973	0	-100.00	46,502	0	--
MACAU	0	91	--	0	7,643	100.00
PAPUA NEW GUINEA	370,496	618,962	67.06	405,968	756,827	46.36
THAILAND	3,138,985	2,303,494	-26.62	5,916,261	4,432,771	-33.47
SINGAPORE	5,954,055	5,921,702	-0.54	8,865,616	8,729,137	-1.56
PHILIPPINES	7,807,556	10,084,648	29.17	9,363,530	14,676,327	36.20
MALAYSIA	11,771,684	15,793,577	34.17	13,523,228	17,291,445	21.79
MYANMAR (FORM. BURMA)	55,822	22,937	-58.91	188,674	63,951	-195.03
CAMBODIA	2,031	19,342	852.34	84,745	112,143	24.43
BRUNEI DARUSSALAM	1,012,021	1,072,073	5.93	1,414,582	1,429,497	1.04
LAO PEOPLE'S DEMOCRATIC REPUBLI	36,000	0	-100.00	191,794	0	--
NEPAL	13,635	13,961	2.39	15,132	14,920	-1.42
VIET NAM	1,082,119	1,890,386	74.69	2,277,205	3,948,218	42.32
MALDIVES	203,235	302,404	48.80	311,232	397,110	21.63
INDIA	173,839	562,045	223.31	181,058	629,192	71.22
PAKISTAN	223,380	246,657	10.42	411,090	404,240	-1.69
BANGLADESH	143,629	182,652	27.17	152,543	196,620	22.42
SRI LANKA	142,781	94,582	-33.76	235,826	123,298	-91.27
AFGHANISTAN	24,477	8,640	-64.70	25,664	14,800	-73.41
IRAQ	12,909	0	-100.00	24,344	0	--
IRAN (ISLAMIC REPUBLIC OF)	39,962	0	-100.00	53,667	0	--
SAUDI ARABIA	2,574,525	3,233,035	25.58	4,345,482	5,856,626	25.80
KUWAIT	375,757	485,077	29.09	544,505	755,767	27.95
JORDAN	314,869	591,577	87.88	452,604	919,220	50.76
LEBANON	81,522	128,527	57.66	156,516	298,238	47.52
YEMEN	16,454	143,633	772.94	21,831	219,875	90.07
OMAN	65,938	41,510	-37.05	83,396	57,601	-44.78
SYRIA ARAB REPUBLIC	0	102,054	--	0	29,164	100.00
TURKEY	91,512	233,730	155.41	133,165	215,976	38.34
UNITED ARAB EMIRATES	1,265,055	1,565,852	23.78	1,808,860	2,426,492	25.45
QATAR	222,729	147,639	-33.71	257,356	190,283	-35.25
BAHRAIN	39,327	55,061	40.01	39,612	67,956	41.71
CYPRUS	0	22,624	--	0	33,478	100.00
EGYPT	54,785	151,700	176.90	66,335	253,222	73.80
LIBYAN ARAB JAMAHIRIYA	17,245	16,573	-3.90	23,676	25,223	6.13

TABEL 5. PERKEMBANGAN EKSPOR INDONESIA MENURUT KOMODITI DAN NEGARA TUJUAN

JENIS BARANG	BERAT BERSIH (KG)		PERUB	NILAI FOB (US \$)		PERUB
	JAN-MAR 2006	JAN-MAR 2007	%	JAN-MAR 2006	JAN-MAR 2007	%
(1)	(2)	(3)	(4)	(5)	(6)	(7)
MOROCCO	51,613	17,711	-65.69	76,449	25,834	-195.92
ALGERIA	4,608	174,020	3,676.48	14,400	48,941	70.58
SUDAN	207	99	-52.17	2,145	463	-363.28
TANZANIA, UNITED REPUBLIC OF	16,992	24,860	46.30	8,520	38,164	77.68
MADAGASCAR	10,062	26,381	162.18	6,877	39,164	82.44
KENYA	12,042	64,470	435.38	13,457	89,812	85.02
MOZAMBIQUE	17,865	0	-100.00	29,143	0	--
TOGO	0	18,760	--	0	14,183	100.00
GHANA	55,476	56,143	1.20	106,318	81,244	-30.86
GUINEA	8,651	0	-100.00	13,075	0	--
ANGOLA	22,869	0	-100.00	41,482	0	--
CONGO	19,440	19,440	0.00	23,288	25,313	8.00
CAMEROON	30,465	28,873	-5.23	26,536	34,824	23.80
NIGERIA	1,953,563	624,811	-68.02	4,805,047	1,131,207	-324.77
MAURITANIA	56,374	0	-100.00	76,977	0	--
BENIN	32,995	147,943	348.38	68,707	322,341	78.68
BURKINA FASO	2,460	0	-100.00	42,025	0	--
SEYCHELLES	4,020	5,749	43.01	36,000	17,855	-101.62
UGANDA	0	35,529	--	0	46,194	100.00
DJIBOUTI	0	520	--	0	1,613	100.00
SOUTH AFRICA	348,016	403,510	15.95	373,361	783,019	52.32
MAURITIUS	101,838	102,403	0.55	109,269	137,045	20.27
AUSTRALIA	1,692,104	3,073,492	81.64	2,492,369	4,437,623	43.84
NEW ZEALAND	414,114	449,981	8.66	611,694	722,715	15.36
MICRONESIA, FEDERATED STATES OF	42,000	2,553	-93.92	43,046	6,489	-563.37
GUAM	780	1,465	87.82	7,267	14,243	48.98
NEW CALEDONIA	26,119	21,151	-19.02	59,359	34,801	-70.57
NORTHERN MARIANA ISLANDS	22,024	0	-100.00	63,115	0	--
VANUATU	18,491	40,077	116.74	24,576	40,000	38.56
AMERICAN SAMOA	0	10,504	--	0	5,171	100.00
COOK ISLANDS	8,592	2,893	-66.33	10,685	3,596	-197.14
FIJI	118,299	121,197	2.45	155,047	194,244	20.18
KIRIBATI	0	6,814	--	0	6,865	100.00
MARSHALL ISLANDS	10,602	0	-100.00	19,018	0	--
SAMOA	24,508	47,795	95.02	38,630	73,173	47.21
SOLOMON ISLANDS	37,191	67,749	82.17	125,443	85,187	-47.26
TONGA	102,166	74,687	-26.90	91,343	101,540	10.04
TUVALU	0	5,495	--	0	8,479	100.00
EAST TIMOR	225,607	11,039	-95.11	212,517	17,802	-1,093.78
UNITED STATES	4,197,910	5,217,474	24.29	9,178,105	9,385,219	2.21
CANADA	511,894	516,922	0.98	1,693,744	843,329	-100.84
MEXICO	92,481	115,748	25.16	185,185	341,580	45.79
PANAMA	0	11,000	--	0	7,903	100.00
SURINAME	22,243	27,025	21.50	24,311	41,516	41.44
CHILE	0	10,588	--	0	68,820	100.00
BRAZIL	0	144,816	--	0	59,075	100.00
COLOMBIA	7,640	17,504	129.11	24,695	48,714	49.31
TRINIDAD AND TOBAGO	2,903	6,460	122.53	11,378	23,875	52.34
JAMAICA	18,700	38,736	107.14	11,918	25,722	53.67
PUERTO RICO	189,269	41,224	-78.22	176,972	108,376	-63.29
DOMINICAN REPUBLIC	0	119,000	--	0	26,500	100.00
EL SALVADOR	6,827	0	-100.00	17,369	0	--
COSTA RICA	0	20,000	--	0	15,000	100.00
BARBADOS	0	4,635	--	0	12,231	100.00
FRENCH POLYNESIA	5,626	14,178	152.01	11,662	32,765	64.41
UNITED KINGDOM	259,464	233,219	-10.12	506,963	415,176	-22.11
NETHERLANDS	4,924,960	5,104,124	3.64	4,355,245	4,619,752	5.73
FRANCE	147,968	32,785	-77.84	212,511	87,528	-142.79
GERMANY, FED. REP. OF	298,764	168,813	-43.50	567,186	527,540	-7.52
AUSTRIA	0	21,279	--	0	76,158	100.00
BELGIUM	78,266	67,291	-14.02	268,988	83,831	-220.87
SWITZERLAND	5,802	5,153	-11.19	11,900	6,526	-82.35
DENMARK	18,179	10,000	-44.99	11,658	4,800	-142.88
NORWAY	123,100	75,091	-39.00	137,790	116,355	-18.42
SWEDEN	0	88,000	--	0	44,000	100.00
FINLAND	186,626	19,370	-89.62	166,884	41,987	-297.47
ITALY	93,240	43,398	-53.46	434,230	559,755	22.42
SPAIN	362,675	464,393	28.05	557,494	608,018	8.31
PORTUGAL	40,000	33,425	-16.44	28,292	25,063	-12.88
GREECE	22,012	22,567	2.52	50,386	36,568	-37.79
CZECHOSLOVAKIA	35,424	0	-100.00	42,312	0	--
HUNGARY	0	735	--	0	5,173	100.00
POLAND	10,318	49,276	377.57	35,925	78,309	54.12
ROMANIA	76,391	9,271	-87.86	107,872	5,547	-1,844.69
BULGARIA	12,964	14,920	15.09	41,520	91,925	54.83
ARMENIA	0	1,923	--	0	7,751	100.00
UKRAINE	30,502	82,752	171.30	28,035	81,984	65.80
UZBEKISTAN	0	38	--	0	28	100.00

TABEL 5. PERKEMBANGAN EKSPOR INDONESIA MENURUT KOMODITI DAN NEGARA TUJUAN

JENIS BARANG	BERAT BERSIH (KG)		PERUB	NILAI FOB (US \$)		PERUB
	JAN-MAR 2006	JAN-MAR 2007	%	JAN-MAR 2006	JAN-MAR 2007	%
(1)	(2)	(3)	(4)	(5)	(6)	(7)
LITHUANIA	5,148	62,964	1,123.08	8,905	76,236	88.32
LATVIA	40,890	81,846	100.16	95,204	124,134	23.31
ESTONIA	123,291	25,690	-79.16	181,647	36,751	-394.26
CROATIA	0	15,161	--	0	28,611	100.00
MALTA	61,294	69,643	13.62	81,590	92,353	11.65
CZECH REPUBLIC	0	156,969	--	0	163,050	100.00
RUSSIA FEDERATION	327,263	186,856	-42.90	341,387	133,085	-156.52
SEMEN	1,451,029,440	1,798,131,975	23.92	43,669,873	54,380,694	19.70
JAPAN	2,427,579	6,050,114	149.22	115,769	251,202	53.91
HONG KONG	0	149,128	--	0	28,003	100.00
KOREA, REPUBLIC OF	200,000	0	-100.00	21,168	0	--
TAIWAN	6,197,717	5,706,262	-7.93	442,036	412,794	-7.08
CHINA	1,209	0	-100.00	599	0	--
THAILAND	1,031	0	-100.00	120	0	--
SINGAPORE	40,522,122	41,848,925	3.27	1,136,560	1,252,788	9.28
PHILIPPINES	22,000	50,249	128.40	1,902	5,421	64.91
MALAYSIA	151,704,253	159,467,413	5.12	4,263,278	4,341,512	1.80
MYANMAR (FORM. BURMA)	83,588	0	-100.00	9,007	0	--
BRUNEI DARUSSALAM	0	61,346,497	--	0	1,393,828	100.00
VIET NAM	105,000	37,417,231	35,535.46	8,682	989,733	99.12
MALDIVES	7,000,000	28,325,000	304.64	255,380	1,104,675	76.88
INDIA	0	50,000,000	--	0	1,300,000	100.00
BANGLADESH	186,226,936	172,254,559	-7.50	4,150,614	4,007,548	-3.57
SRI LANKA	251,306,095	339,957,603	35.28	8,502,434	12,432,837	31.61
KUWAIT	52,289,021	140,369,713	168.45	1,845,802	5,098,106	63.79
UNITED ARAB EMIRATES	104,191,993	78,112,940	-25.03	3,000,647	2,030,936	-47.75
MADAGASCAR	34,260,290	47,504,860	38.66	1,199,110	1,757,680	31.78
MOZAMBIQUE	80,075,341	82,721,942	3.31	2,307,771	2,323,339	0.67
TOGO	0	54,500,000	--	0	1,493,573	100.00
GHANA	197,241,522	318,889,403	61.67	5,644,731	8,739,165	35.41
LIBERIA	28,000,000	0	-100.00	793,800	0	--
GUINEA	50,000	0	-100.00	2,600	0	--
SIERRA LEONE	0	54,000,000	--	0	1,479,870	100.00
GABON	20,000,000	0	-100.00	573,000	0	--
BENIN	61,000,000	30,000,000	-50.82	1,739,400	822,150	-111.57
SEYCHELLES	5,000,000	4,500,000	-10.00	174,850	157,343	-11.13
MAURITIUS	67,432,813	54,000,464	-19.92	2,342,627	1,980,174	-18.30
AUSTRALIA	51,837,342	24,074,772	-53.56	1,522,629	692,260	-119.95
NEW ZEALAND	40,000	20,000	-50.00	3,288	1,739	-89.07
VANUATU	0	1,440,000	--	0	58,387	100.00
AMERICAN SAMOA	3,200,000	1,000,000	-68.75	122,670	40,636	-201.88
COOK ISLANDS	2,804	0	-100.00	998	0	--
SAMOA	2,000,000	1,440,000	-28.00	76,740	58,514	-31.15
SOLOMON ISLANDS	0	140,000	--	0	5,689	100.00
TONGA	660,000	160,000	-75.76	24,948	6,502	-283.70
CHRISTMAS ISLANDS	1,503,000	351,000	-76.65	63,923	14,926	-328.27
EAST TIMOR	2,049,715	11,288	-99.45	85,864	1,071	-7,917.18
UNITED STATES	56,296,069	0	-100.00	2,107,065	0	--
BRAZIL	27,300,000	0	-100.00	709,800	0	--
FRENCH POLYNESIA	8,202,000	2,321,000	-71.70	313,636	96,288	-225.73
UNITED KINGDOM	0	1,611	--	0	1,995	100.00
PORTUGAL	2,600,000	0	-100.00	106,425	0	--
GREECE	0	1	--	0	10	100.00
-DARI ROTAN	2,214,268	5,379,438	142.94	5,651,858	11,944,089	52.68
JAPAN	200,548	139,954	-30.21	969,307	636,033	-52.40
KOREA, REPUBLIC OF	98,053	227,992	132.52	302,222	597,270	49.40
TAIWAN	19,856	17,458	-12.08	53,086	45,597	-16.42
CHINA	174	0	-100.00	176	0	--
THAILAND	38	1,529	3,923.68	446	7,535	94.08
SINGAPORE	5,277	1,136	-78.47	8,325	808	-930.32
PHILIPPINES	0	5	--	0	14	100.00
MALAYSIA	11,436	5,433	-52.49	11,741	6,591	-78.14
CAMBODIA	32	0	-100.00	1,278	0	--
MALDIVES	579	6	-98.96	3,234	330	-880.00
INDIA	498	739	48.39	468	439	-6.61
SRI LANKA	2,900	0	-100.00	4,950	0	--
SAUDI ARABIA	696	0	-100.00	1,897	0	--
LEBANON	3,371	0	-100.00	7,272	0	--
TURKEY	10,713	2,053	-80.84	40,739	5,972	-582.17
CYPRUS	0	544	--	0	1,230	100.00
EGYPT	14,399	0	-100.00	13,946	0	--
TUNISIA	11,751	0	-100.00	30,303	0	--
ALGERIA	8	0	-100.00	60	0	--
REUNION	260	77	-70.38	392	109	-259.63
MOZAMBIQUE	71	0	-100.00	95	0	--
SEYCHELLES	1,398	10	-99.28	6,347	300	-2,015.67

TABEL 5. PERKEMBANGAN EKSPOR INDONESIA MENURUT KOMODITI DAN NEGARA TUJUAN

JENIS BARANG	BERAT BERSIH (KG)		PERUB	NILAI FOB (US \$)		PERUB
	JAN-MAR 2006	JAN-MAR 2007	%	JAN-MAR 2006	JAN-MAR 2007	%
	(1)	(2)	(3)	(4)	(5)	(6)
SOUTH AFRICA	541	16,740	2,994.27	1,150	44,741	97.43
MAURITIUS	0	56	--	0	26	100.00
AUSTRALIA	81,397	60,000	-26.29	157,528	118,362	-33.09
NEW ZEALAND	13,833	4,116	-70.25	24,352	13,532	-79.96
GUAM	76	0	-100.00	832	0	--
PALAU	13	0	-100.00	1,800	0	--
NEW CALEDONIA	0	708	--	0	764	100.00
VANUATU	1,234	297	-75.93	384	469	18.12
COOK ISLANDS	0	209	--	0	85	100.00
FIJI	365	1,639	349.04	649	6,207	89.54
SOLOMON ISLANDS	1,312	0	-100.00	2,978	0	--
UNITED STATES	381,843	478,514	25.32	1,071,101	1,739,105	38.41
CANADA	3,514	7,779	121.37	9,808	50,527	80.59
MEXICO	3,592	3,009,874	83,693.82	8,802	5,716,751	99.85
CHILE	201	4,041	1,910.45	567	4,532	87.49
VENEZUELA	14	0	-100.00	17	0	--
ARGENTINA	925	196	-78.81	575	368	-56.25
BRAZIL	429	4,405	926.81	1,286	23,155	94.45
COLOMBIA	724	236	-67.40	2,590	371	-598.11
PERU	4	0	-100.00	108	0	--
TRINIDAD AND TOBAGO	2	0	-100.00	69	0	--
JAMAICA	0	1,503	--	0	3,290	100.00
PUERTO RICO	3	0	-100.00	40	0	--
COSTA RICA	879	0	-100.00	566	0	--
BARBADOS	291	0	-100.00	189	0	--
ANTIGUA AND BARBUDA	286	0	-100.00	128	0	--
ANGUILLA	0	83	--	0	347	100.00
FRENCH GUIANA	96	149	55.21	52	136	61.76
FRENCH POLYNESIA	4,935	28,983	487.29	9,020	15,499	41.80
NETHERLANDS ANTILLES	22	0	-100.00	47	0	--
GUADELOUPE	20	37	85.00	10	33	69.70
UNITED KINGDOM	181,899	96,784	-46.79	403,457	238,901	-68.88
NETHERLANDS	337,459	326,101	-3.37	650,101	782,737	16.95
FRANCE	59,214	503,226	749.84	150,657	963,147	84.36
GERMANY, FED. REP. OF	425,515	169,203	-60.24	863,939	227,748	-279.34
AUSTRIA	5,371	0	-100.00	21,988	0	--
BELGIUM	97,412	101,807	4.51	258,704	229,122	-12.91
SWITZERLAND	791	962	21.62	700	4,611	84.82
DENMARK	16,827	6,578	-60.91	37,414	25,675	-45.72
NORWAY	0	94	--	0	98	100.00
SWEDEN	113,785	11,325	-90.05	261,598	67,784	-285.93
FINLAND	16,294	5,165	-68.30	51,540	48,727	-5.77
IRELAND	0	6,628	--	0	6,204	100.00
ITALY	44,848	59,008	31.57	101,048	90,408	-11.77
SPAIN	11,920	30,555	156.33	45,419	71,880	36.81
PORTUGAL	1,724	19,862	1,052.09	6,414	97,091	93.39
GREECE	8,499	20,611	142.51	14,414	37,811	61.88
HUNGARY	7	74	957.14	8	84	90.48
POLAND	485	1,241	155.88	1,651	7,295	77.37
BULGARIA	0	104	--	0	201	100.00
YUGOSLAVIA	615	0	-100.00	1,368	0	--
KAZAKHSTAN	420	677	61.19	1,482	1,385	-7.00
UKRAINE	323	103	-68.11	2,065	156	-1,223.72
LATVIA	122	0	-100.00	564	0	--
ESTONIA	0	705	--	0	702	100.00
CROATIA	1,667	185	-88.90	5,441	203	-2,580.30
MALTA	0	902	--	0	594	100.00
SLOVENIA	214	0	-100.00	714	0	--
RUSSIA FEDERATION	10,248	1,037	-89.88	20,240	997	-1,930.09
-DARI BAHAN LAINNYA	5,346,857	5,001,562	-6.46	12,826,284	11,357,501	-12.93
JAPAN	559,316	363,704	-34.97	2,204,219	2,014,238	-9.43
HONG KONG	7,852	6,961	-11.35	28,686	12,319	-132.86
KOREA, REPUBLIC OF	58,887	103,232	75.31	181,761	175,203	-3.74
TAIWAN	465,149	328,411	-29.40	149,863	150,449	0.39
CHINA	560,826	1,161,383	107.08	141,703	258,291	45.14
PAPUA NEW GUINEA	0	39	--	0	22	100.00
THAILAND	4,049	26,225	547.69	10,027	55,886	82.06
SINGAPORE	18,542	24,457	31.90	18,351	40,414	54.59
PHILIPPINES	108	563	421.30	85	607	86.00
MALAYSIA	48,192	75,745	57.17	301,386	85,791	-251.30
CAMBODIA	0	148	--	0	1,980	100.00
BRUNEI DARUSSALAM	110	2,481	2,155.45	589	1,988	70.37
VIET NAM	150	0	-100.00	440	0	--
MALDIVES	10,618	10,333	-2.68	44,447	60,865	26.97
INDIA	1,636	3,319	102.87	4,870	4,057	-20.04
PAKISTAN	0	3,247	--	0	5,641	100.00
BANGLADESH	1,845	0	-100.00	8,703	0	--

TABEL 5. PERKEMBANGAN EKSPOR INDONESIA MENURUT KOMODITI DAN NEGARA TUJUAN

JENIS BARANG	BERAT BERSIH (KG)		PERUB	NILAI FOB (US \$)		PERUB
	JAN-MAR 2006	JAN-MAR 2007	%	JAN-MAR 2006	JAN-MAR 2007	%
(1)	(2)	(3)	(4)	(5)	(6)	(7)
SRI LANKA	3,858	6,004	55.62	9,874	10,886	9.30
IRAN (ISLAMIC REPUBLIC OF)	1,309	4,840	269.75	2,077	18,921	89.02
SAUDI ARABIA	4,545	8,320	83.06	25,126	6,644	-278.18
KUWAIT	0	90	--	0	310	100.00
JORDAN	2,196	2,924	33.15	6,083	6,415	5.18
LEBANON	20,110	5,100	-74.64	5,310	1,163	-356.58
YEMEN	122	0	-100.00	184	0	--
OMAN	15	0	-100.00	792	0	--
SYRIA ARAB REPUBLIC	0	11,200	--	0	1,238	100.00
TURKEY	75,574	50,397	-33.31	181,706	121,637	-49.38
UNITED ARAB EMIRATES	4,277	4,238	-0.91	28,264	27,107	-4.27
QATAR	0	170	--	0	363	100.00
BAHRAIN	30,000	54	-99.82	2,094	129	-1,523.26
CYPRUS	2,158	7,925	267.24	3,078	17,894	82.80
EGYPT	3,956	3,131	-20.85	5,146	2,427	-112.03
MOROCCO	773	2,559	231.05	3,350	5,244	36.12
TUNISIA	234	10,371	4,332.05	2,512	27,434	90.84
ALGERIA	89	0	-100.00	600	0	--
ERITREA	0	280	--	0	1,340	100.00
TANZANIA, UNITED REPUBLIC OF	186	0	-100.00	713	0	--
MADAGASCAR	1,141	1,072	-6.05	639	926	30.99
KENYA	532	5,471	928.38	597	13,518	95.58
REUNION	13,838	15,108	9.18	27,655	20,896	-32.35
CONGO	1	0	-100.00	52	0	--
COTE D'IVOIRE	0	11	--	0	12	100.00
SENEGAL	608	498	-18.09	1,651	199	-729.65
SEYCHELLES	68,832	7,189	-89.56	41,569	19,408	-114.18
UGANDA	1	0	-100.00	16	0	--
SOUTH AFRICA	33,228	34,257	3.10	45,639	48,008	4.93
MAURITIUS	718	2,703	276.46	1,075	7,074	84.80
AUSTRALIA	283,533	284,458	0.33	260,258	236,756	-9.93
NEW ZEALAND	24,545	12,109	-50.67	77,326	24,426	-216.57
GUAM	2,722	1,274	-53.20	10,357	4,723	-119.29
PALAU	4	0	-100.00	30	0	--
NEW CALEDONIA	8,944	8,918	-0.29	16,331	9,363	-74.42
NORTHERN MARIANA ISLANDS	639	71	-88.89	1,546	344	-349.42
SAINT VINCENT AND THE GRENADINES	0	1,340	--	0	2,600	100.00
VANUATU	1,255	567	-54.82	1,028	1,142	9.98
WALLIS AND FUTUNA ISLANDS	951	123	-87.07	1,211	184	-558.15
COOK ISLANDS	28,123	1,419	-94.95	5,410	3,023	-78.96
FIJI	3,807	2,027	-46.76	9,467	8,321	-13.77
MARSHALL ISLANDS	16	0	-100.00	41	0	--
EAST TIMOR	287	0	-100.00	178	0	--
UNITED STATES	1,199,971	727,502	-39.37	4,699,559	3,717,330	-26.42
CANADA	86,711	60,102	-30.69	339,029	178,030	-90.43
MEXICO	4,400	12,325	180.11	14,227	61,867	77.00
PANAMA	0	8,665	--	0	13,716	100.00
SURINAME	623	0	-100.00	2,942	0	--
CHILE	876	1,942	121.69	7,615	2,918	-160.97
VENEZUELA	236	490	107.63	275	2,237	87.71
ARGENTINA	23,828	16,122	-32.34	62,043	40,993	-51.35
BRAZIL	10,460	15,841	51.44	21,914	45,119	51.43
COLOMBIA	4,880	7,381	51.25	6,395	19,958	67.96
BAHAMAS	608	317	-47.86	422	117	-260.68
JAMAICA	2,637	6,179	134.32	4,976	10,153	50.99
PUERTO RICO	601	572	-4.83	1,225	1,848	33.71
BELIZE	450	0	-100.00	2,142	0	--
DOMINICAN REPUBLIC	14,424	4,755	-67.03	16,012	6,105	-162.28
EL SALVADOR	16	0	-100.00	61	0	--
COSTA RICA	701	3,637	418.83	458	4,612	90.07
BARBADOS	534	3,158	491.39	880	1,086	18.97
ANTIGUA AND BARBUDA	2,329	1,123	-51.78	1,040	2,126	51.08
ANGUILLA	0	1,549	--	0	6,446	100.00
ARUBA	0	379	--	0	662	100.00
BERMUDA	116	10	-91.38	813	96	-746.88
CAYMAN ISLANDS	0	742	--	0	200	100.00
FRENCH GUIANA	411	2,397	483.21	222	5,474	95.94
FRENCH POLYNESIA	13,866	21,364	54.07	36,160	34,857	-3.74
GRENADA	0	10,789	--	0	1,732	100.00
MARTINIQUE	6,225	3,285	-47.23	12,606	10,311	-22.26
NETHERLANDS ANTILLES	301	112	-62.79	3,884	1,184	-228.04
SAINT LUCIA	0	215	--	0	7,590	100.00
TURKS AND CAICOS ISLANDS	1,137	537	-52.77	336	4,410	92.38
GUADELOUPE	2,554	5,429	112.57	6,632	34,363	80.70
SAINT KITTS AND NEVIS	7	0	-100.00	13	0	--
UNITED KINGDOM	147,334	205,301	39.34	593,233	630,156	5.86
NETHERLANDS	291,484	132,946	-54.39	363,227	401,389	9.51
FRANCE	254,060	264,417	4.08	687,185	614,272	-11.87

TABEL 5. PERKEMBANGAN EKSPOR INDONESIA MENURUT KOMODITI DAN NEGARA TUJUAN

JENIS BARANG	BERAT BERSIH (KG)		PERUB	NILAI FOB (US \$)		PERUB
	JAN-MAR 2006	JAN-MAR 2007	%	JAN-MAR 2006	JAN-MAR 2007	%
(1)	(2)	(3)	(4)	(5)	(6)	(7)
GERMANY, FED. REP. OF	117,814	164,341	39.49	286,115	337,810	15.30
AUSTRIA	6,204	3,279	-47.15	28,808	12,762	-125.73
BELGIUM	87,105	62,416	-28.34	198,594	155,269	-27.90
SWITZERLAND	9,514	6,171	-35.14	21,083	20,019	-5.31
DENMARK	10,291	23,524	128.59	39,431	54,378	27.49
NORWAY	492	9,015	1,732.32	1,126	22,682	95.04
SWEDEN	11,679	6,045	-48.24	39,992	21,217	-88.49
FINLAND	6,521	13,792	111.50	17,972	33,122	45.74
IRELAND	4,775	27,860	483.46	17,605	26,244	32.92
ITALY	327,562	199,298	-39.16	738,069	451,783	-63.37
SPAIN	200,687	219,566	9.41	423,620	522,094	18.86
PORTUGAL	7,861	7,941	1.02	35,159	17,517	-100.71
GREECE	55,500	53,115	-4.30	90,611	107,943	16.06
HUNGARY	4,296	4,839	12.64	5,425	9,573	43.33
POLAND	16,009	26,583	66.05	26,077	24,943	-4.55
ROMANIA	0	2,674	--	0	6,071	100.00
BULGARIA	7,091	9,367	32.10	13,245	10,809	-22.54
YUGOSLAVIA	2,771	0	-100.00	6,336	0	--
KAZAKHSTAN	0	260	--	0	366	100.00
UKRAINE	10,295	8,242	-19.94	22,050	63,418	65.23
ESTONIA	0	1,004	--	0	1,000	100.00
GEORGIA	24	0	-100.00	119	0	--
CROATIA	3,209	5,204	62.17	10,297	18,575	44.57
MALTA	3,211	3,792	18.09	19,367	11,907	-62.65
SLOVENIA	2,375	4,503	89.60	6,903	5,883	-17.34
CZECH REPUBLIC	15,338	418	-97.27	8,458	859	-884.63
RUSSIA FEDERATION	4,046	12,264	203.11	10,181	42,074	75.80
-DARI ROTAN	33,890,683	30,769,575	-9.21	91,118,187	88,451,885	-3.01
JAPAN	3,950,454	3,682,577	-6.78	11,250,354	10,735,161	-4.80
HONG KONG	22,666	27,769	22.51	47,870	86,633	44.74
KOREA, REPUBLIC OF	244,842	251,820	2.85	385,237	335,528	-14.82
TAIWAN	328,419	273,784	-16.64	618,385	382,300	-61.75
CHINA	1,053,154	120,679	-88.54	266,770	393,219	32.16
PAPUA NEW GUINEA	25	1,310	5,140.00	74	726	89.81
THAILAND	5,082	28,316	457.18	27,029	52,786	48.80
SINGAPORE	251,154	195,715	-22.07	1,327,952	330,669	-301.60
PHILIPPINES	3,735	7,374	97.43	15,507	15,569	0.40
MALAYSIA	557,388	470,481	-15.59	1,200,965	1,449,089	17.12
BRUNEI DARUSSALAM	4,332	1,882	-56.56	13,004	3,454	-276.49
VIET NAM	1,196	932	-22.07	860	4,459	80.71
MALDIVES	48,769	15,029	-69.18	38,635	89,546	56.85
INDIA	27,018	37,610	39.20	64,687	58,775	-10.06
PAKISTAN	10,341	18,974	83.48	16,050	22,142	27.51
SRI LANKA	0	13,095	--	0	10,311	100.00
IRAN (ISLAMIC REPUBLIC OF)	113,302	13,712	-87.90	289,858	44,301	-554.29
SAUDI ARABIA	65,225	56,150	-13.91	123,830	82,357	-50.36
KUWAIT	145,469	77,874	-46.47	171,914	83,384	-106.17
JORDAN	26,479	4,418	-83.32	47,810	4,601	-939.12
LEBANON	79,926	63,682	-20.32	193,719	189,214	-2.38
YEMEN	0	3,077	--	0	3,555	100.00
OMAN	5,502	8,322	51.25	13,024	19,072	31.71
TURKEY	378,948	284,783	-24.85	1,111,909	985,595	-12.82
UNITED ARAB EMIRATES	80,937	213,954	164.35	253,745	699,163	63.71
QATAR	7,234	3,878	-46.39	20,099	6,491	-209.64
BAHRAIN	9,574	29,138	204.35	13,201	90,309	85.38
CYPRUS	140,811	83,417	-40.76	473,114	352,124	-34.36
EGYPT	126,112	59,749	-52.62	231,568	123,253	-87.88
MOROCCO	46,345	38,985	-15.88	104,297	75,274	-38.56
TUNISIA	38,001	0	-100.00	134,984	0	--
SUDAN	9,910	2,325	-76.54	9,580	5,340	-79.40
NAMIBIA	0	3,300	--	0	9,112	100.00
TANZANIA, UNITED REPUBLIC OF	7,138	7,293	2.17	5,908	6,145	3.86
KENYA	19,992	6,809	-65.94	16,168	16,820	3.88
REUNION	20,438	85,668	319.16	46,451	107,147	56.65
MOZAMBIQUE	2,726	3,499	28.36	3,609	10,978	67.13
EQUATORIAL GUINEA	2,124	0	-100.00	1,665	0	--
GHANA	28	0	-100.00	143	0	--
GUINEA	0	3,190	--	0	7,872	100.00
CONGO	0	58,024	--	0	60,600	100.00
CAMEROON	4,422	0	-100.00	10,265	0	--
NIGERIA	0	17,636	--	0	22,959	100.00
GABON	7,000	0	-100.00	15,303	0	--
SENEGAL	6	0	-100.00	17	0	--
U.S. VIRGIN ISLANDS	0	10	--	0	284	100.00
UGANDA	0	1,067	--	0	2,166	100.00
SOUTH AFRICA	259,862	248,992	-4.18	572,798	666,422	14.05
MAURITIUS	2,625	14,025	434.29	2,521	20,185	87.51

TABEL 5. PERKEMBANGAN EKSPOR INDONESIA MENURUT KOMODITI DAN NEGARA TUJUAN

JENIS BARANG	BERAT BERSIH (KG)		PERUB	NILAI FOB (US \$)		PERUB
	JAN-MAR 2006	JAN-MAR 2007	%	JAN-MAR 2006	JAN-MAR 2007	%
(1)	(2)	(3)	(4)	(5)	(6)	(7)
AUSTRALIA	793,388	759,468	-4.28	1,558,728	1,691,134	7.83
NEW ZEALAND	36,341	73,866	103.26	122,435	160,681	23.80
GUAM	3,336	6,620	98.44	30,298	22,744	-33.21
NEW CALEDONIA	541	11,185	1,967.47	1,383	27,692	95.01
NORTHERN MARIANA ISLANDS	0	349	--	0	1,278	100.00
SAINT VINCENT AND THE GRENADINES	0	2,924	--	0	5,670	100.00
VANUATU	1,771	298	-83.17	11,912	470	-2,434.47
WALLIS AND FUTUNA ISLANDS	0	1,441	--	0	2,782	100.00
BRITISH INDIAN OCEAN TERRITORY	3,434	0	-100.00	5,352	0	--
FIJI	28,809	1,009	-96.50	90,079	2,521	-3,473.15
SAMOA	0	316	--	0	960	100.00
UNITED STATES	3,771,564	3,715,534	-1.49	11,545,628	12,806,116	9.84
CANADA	236,095	180,683	-23.47	915,946	642,684	-42.52
MEXICO	122,625	121,518	-0.90	272,925	305,770	10.74
GUATEMALA	7,314	5,885	-19.54	24,946	21,745	-14.72
HONDURAS	6,294	0	-100.00	29,650	0	--
NICARAGUA	4,850	4,013	-17.26	12,916	12,355	-4.54
PANAMA	46,508	85,771	84.42	65,951	175,505	62.42
CUBA	16,864	0	-100.00	26,640	0	--
SURINAME	2,800	25,685	817.32	1	26,654	100.00
CHILE	7,036	10,343	47.00	32,238	51,484	37.38
VENEZUELA	15,658	9,981	-36.26	48,577	27,177	-78.74
ARGENTINA	26,852	37,450	39.47	67,433	80,296	16.02
BRAZIL	61,494	45,452	-26.09	155,864	105,901	-47.18
COLOMBIA	7,373	19,503	164.52	24,666	66,105	62.69
BOLIVIA	4,368	779	-82.17	19,012	1,750	-986.40
URUGUAY	0	5,979	--	0	13,305	100.00
PERU	857	6,854	699.77	3,104	12,922	75.98
TRINIDAD AND TOBAGO	0	1,051	--	0	5,536	100.00
BAHAMAS	11,771	8,527	-27.56	22,128	9,098	-143.22
JAMAICA	3,000	0	-100.00	2,430	0	--
PUERTO RICO	48,889	21,628	-55.76	99,345	51,624	-92.44
BELIZE	2,498	0	-100.00	8,260	0	--
DOMINICAN REPUBLIC	49,305	76,344	54.84	115,222	241,941	52.38
EL SALVADOR	11,778	6,099	-48.22	33,223	20,680	-60.65
COSTA RICA	8,246	63,014	664.18	24,280	85,382	71.56
BARBADOS	15,693	9,496	-39.49	36,763	30,908	-18.94
ANTIGUA AND BARBUDA	0	11,090	--	0	32,879	100.00
ARUBA	0	10,430	--	0	4,227	100.00
CAPE VERDE	0	4,806	--	0	10,046	100.00
DOMINICA	0	5,399	--	0	12,472	100.00
FRENCH GUIANA	7,659	12,995	69.67	16,115	22,071	26.99
FRENCH POLYNESIA	24,814	44,861	80.79	47,884	87,673	45.38
GRENADA	0	3,715	--	0	11,214	100.00
MARTINIQUE	36,508	66,874	83.18	61,519	164,588	62.62
NETHERLANDS ANTILLES	5,797	75,969	1,210.49	18,914	154,671	87.77
SAINT LUCIA	0	1,950	--	0	5,845	100.00
GUADELOUPE	102,730	58,242	-43.31	165,552	142,434	-16.23
UNITED KINGDOM	2,258,107	1,846,874	-18.21	9,085,816	5,463,576	-66.30
NETHERLANDS	2,149,254	1,698,920	-20.95	6,131,421	6,927,713	11.49
FRANCE	1,321,412	1,205,209	-8.79	2,951,415	2,828,654	-4.34
GERMANY, FED. REP. OF	4,541,254	4,097,271	-9.78	12,234,005	11,578,628	-5.66
AUSTRIA	123,913	68,137	-45.01	265,670	132,460	-100.57
BELGIUM	1,073,468	1,464,946	36.47	3,584,646	4,648,454	22.89
SWITZERLAND	139,291	58,041	-58.33	286,403	154,827	-84.98
DENMARK	318,376	201,813	-36.61	789,282	586,379	-34.60
NORWAY	140,073	103,474	-26.13	426,865	432,690	1.35
SWEDEN	417,366	264,656	-36.59	1,155,062	681,050	-69.60
FINLAND	441,411	356,382	-19.26	978,753	807,542	-21.20
IRELAND	65,637	196,007	198.62	124,230	562,213	77.90
ITALY	2,742,928	2,618,141	-4.55	6,800,512	6,563,402	-3.61
SPAIN	2,057,809	2,140,139	4.00	5,197,771	5,764,580	9.83
PORTUGAL	205,767	195,291	-5.09	418,059	519,599	19.54
ICELAND	4,462	1,667	-62.64	10,794	1,712	-530.49
GREECE	977,737	569,331	-41.77	2,388,772	1,525,986	-56.54
HUNGARY	87,784	117,093	33.39	242,390	332,827	27.17
POLAND	297,358	428,798	44.20	812,047	1,107,145	26.65
ROMANIA	80,703	93,895	16.35	165,142	260,139	36.52
BULGARIA	18,384	35,049	90.65	38,804	59,376	34.65
YUGOSLAVIA	17,966	13,248	-26.26	12,999	28,265	54.01
AZERBAIJAN	3,300	0	-100.00	10,876	0	--
BELARUS	3,152	2,094	-33.57	6,741	7,460	9.64
KAZAKHSTAN	7,675	17,491	127.90	27,012	37,637	28.23
KYRGYZSTAN	3,879	2,196	-43.39	2,946	4,974	40.77
MOLDOVA, REPUBLIC OF	4,139	0	-100.00	7,396	0	--
UKRAINE	98,859	108,742	10.00	286,975	273,019	-5.11
LITHUANIA	15,066	7,300	-51.55	48,730	16,134	-202.03
LATVIA	29,187	65,840	125.58	102,863	164,993	37.66

TABEL 5. PERKEMBANGAN EKSPOR INDONESIA MENURUT KOMODITI DAN NEGARA TUJUAN

JENIS BARANG	BERAT BERSIH (KG)		PERUB	NILAI FOB (US \$)		PERUB
	JAN-MAR 2006	JAN-MAR 2007	%	JAN-MAR 2006	JAN-MAR 2007	%
(1)	(2)	(3)	(4)	(5)	(6)	(7)
ESTONIA	18,265	34,655	89.73	41,012	51,799	20.82
GEORGIA	0	6,683	--	0	17,905	100.00
CROATIA	67,794	102,064	50.55	170,015	261,606	35.01
BOSNIA AND HERZEGOVINA	3,340	0	-100.00	12,228	0	--
MALTA	0	3,763	--	0	13,272	100.00
SLOVAKIA	15,799	7,230	-54.24	102,396	56,973	-79.73
SLOVENIA	116,656	111,871	-4.10	250,492	287,228	12.79
CZECH REPUBLIC	146,485	58,730	-59.91	269,258	128,451	-109.62
REP. OF MACEDONIA	0	2,099	--	0	5,875	100.00
RUSSIA FEDERATION	233,056	308,715	32.46	820,191	1,133,262	27.63
-DARI BAHAN LAINNYA	199,107,833	211,484,341	6.22	416,965,593	454,078,189	8.17
JAPAN	22,109,518	24,135,830	9.16	36,472,599	40,270,935	9.43
HONG KONG	400,403	313,944	-21.59	553,849	858,001	35.45
KOREA, DEMOCRATIC PEOPLE'S REPL	7,284	0	-100.00	10,432	0	--
KOREA, REPUBLIC OF	2,936,643	3,743,446	27.47	5,100,842	7,445,072	31.49
TAIWAN	2,135,641	2,166,831	1.46	3,308,876	3,720,500	11.06
CHINA	2,103,792	1,353,213	-35.68	2,108,331	1,270,837	-65.90
PAPUA NEW GUINEA	0	163	--	0	473	100.00
THAILAND	347,722	132,609	-61.86	455,745	271,044	-68.14
SINGAPORE	4,912,385	3,598,106	-26.75	4,641,252	4,097,450	-13.27
PHILIPPINES	502,846	323,655	-35.64	281,062	263,097	-6.83
MALAYSIA	4,232,563	4,770,694	12.71	4,257,290	5,183,435	17.87
MYANMAR (FORM. BURMA)	8,628	384	-95.55	9,920	9,801	-1.21
CAMBODIA	6,278	6,033	-3.90	4,143	79,480	94.79
BRUNEI DARUSSALAM	47,060	59,430	26.29	42,215	43,893	3.82
VIET NAM	28,879	75,790	162.44	119,739	61,281	-95.39
MALDIVES	718,096	276,578	-61.48	680,029	392,614	-73.21
INDIA	443,241	863,698	94.86	503,665	1,155,518	56.41
PAKISTAN	23,185	0	-100.00	32,500	0	--
BANGLADESH	37,101	3,000	-91.91	24,095	2,970	-711.28
SRI LANKA	229,560	123,921	-46.02	390,770	136,524	-186.23
AFGHANISTAN	216,214	77,316	-64.24	154,148	62,530	-146.52
IRAQ	132,093	0	-100.00	98,324	0	--
IRAN (ISLAMIC REPUBLIC OF)	126,036	64,944	-48.47	215,603	160,109	-34.66
SAUDI ARABIA	1,181,344	522,089	-55.81	907,091	601,304	-50.85
KUWAIT	711,796	367,806	-48.33	702,289	501,519	-40.03
JORDAN	149,208	140,354	-5.93	228,903	225,355	-1.57
LEBANON	162,689	350,361	115.36	250,088	482,139	48.13
YEMEN	84,964	251,069	195.50	93,826	290,085	67.66
OMAN	246,895	65,906	-73.31	173,662	89,005	-95.11
SYRIA ARAB REPUBLIC	0	12,557	--	0	43,480	100.00
TURKEY	1,207,409	1,053,470	-12.75	2,795,107	2,684,732	-4.11
UNITED ARAB EMIRATES	7,970,491	12,966,102	62.68	5,971,035	9,001,750	33.67
QATAR	95,915	79,218	-17.41	255,263	130,665	-95.36
BAHRAIN	245,751	182,510	-25.73	286,649	274,298	-4.50
CYPRUS	288,906	198,016	-31.46	529,370	420,828	-25.79
EGYPT	210,570	313,679	48.97	213,758	326,517	19.83
LIBYAN ARAB JAMAHIRIYA	145,938	70,043	-52.00	119,878	55,810	-114.80
MOROCCO	555,114	328,889	-40.75	409,280	335,910	-21.84
TUNISIA	22,609	30,762	36.06	116,335	159,441	27.04
ALGERIA	13,580	2,639	-80.57	20,510	6,630	-209.35
SUDAN	468,817	261,566	-44.21	429,622	179,195	-139.75
NAMIBIA	12,409	2,174	-82.48	9,382	6,520	-43.90
ETHIOPIA	21,357	150,829	606.23	22,273	135,885	83.61
TANZANIA, UNITED REPUBLIC OF	131,192	268,536	104.69	126,361	275,019	54.05
MADAGASCAR	7,138	11,003	54.15	6,585	9,467	30.44
KENYA	32,320	95,897	196.71	27,803	69,809	60.17
REUNION	429,008	503,079	17.27	715,836	851,583	15.94
MOZAMBIQUE	11,326	64,592	470.30	29,357	99,553	70.51
BOTSWANA	47,204	0	-100.00	51,531	0	--
EQUATORIAL GUINEA	12,395	16,824	35.73	12,302	10,834	-13.55
TOGO	3,499	0	-100.00	6,950	0	--
GHANA	23,557	80,154	240.26	24,159	95,183	74.62
GUINEA	3,985	0	-100.00	26,190	0	--
ANGOLA	101,427	122,172	20.45	70,628	103,069	31.48
CONGO	72,705	32,818	-54.86	83,297	22,308	-273.40
CAMEROON	14,685	12,650	-13.86	36,909	5,695	-548.09
NIGERIA	54,107	33,579	-37.94	69,504	40,463	-71.77
GABON	29,339	28,781	-1.90	37,484	43,248	13.33
COTE D'IVOIRE	0	59,716	--	0	62,153	100.00
SENEGAL	1,288	4,000	210.56	3,464	6,616	47.64
MAURITANIA	0	69,848	--	0	139,875	100.00
BENIN	98,046	143,197	46.05	112,870	138,613	18.57
U.S. VIRGIN ISLANDS	40,679	31,319	-23.01	120,983	57,242	-111.35
SEYCHELLES	20,565	50,654	146.31	32,436	84,488	61.61
UGANDA	21,206	25,030	18.03	17,707	27,332	35.22
DJIBOUTI	209,579	180,973	-13.65	153,074	101,213	-51.24

TABEL 5. PERKEMBANGAN EKSPOR INDONESIA MENURUT KOMODITI DAN NEGARA TUJUAN

JENIS BARANG	BERAT BERSIH (KG)		PERUB %	NILAI FOB (US \$)		PERUB %
	JAN-MAR 2006	JAN-MAR 2007		JAN-MAR 2006	JAN-MAR 2007	
(1)	(2)	(3)	(4)	(5)	(6)	(7)
SOUTH AFRICA	1,009,263	1,336,110	32.38	1,430,388	2,374,408	39.76
ZAMBIA	46,631	0	-100.00	25,495	0	--
MAURITIUS	89,024	96,903	8.85	129,723	152,622	15.00
RWANDA	56,733	54,880	-3.27	59,060	54,878	-7.62
VIRGIN ISLANDS (BRITISH)	0	4,348	--	0	11,416	100.00
AUSTRALIA	7,046,649	7,015,159	-0.45	11,353,675	11,245,337	-0.96
NEW ZEALAND	722,426	543,675	-24.74	1,118,452	1,193,976	6.33
GUAM	56,365	21,734	-61.44	224,652	25,257	-789.46
NEW CALEDONIA	222,034	233,288	5.07	404,368	325,497	-24.23
NORTHERN MARIANA ISLANDS	443	0	-100.00	792	0	--
SAINT VINCENT AND THE GRENADINES	6,814	5,017	-26.37	15,136	19,080	20.67
VANUATU	12,384	9,192	-25.78	9,328	8,108	-15.05
WALLIS AND FUTUNA ISLANDS	9,950	0	-100.00	8,451	0	--
AMERICAN SAMOA	0	8,696	--	0	70,435	100.00
COOK ISLANDS	2,886	12,276	325.36	9,877	23,677	58.28
FIJI	93,748	62,072	-33.79	218,985	98,535	-122.24
MARSHALL ISLANDS	2,059	0	-100.00	2,440	0	--
TONGA	0	631	--	0	779	100.00
EAST TIMOR	28,252	14,380	-49.10	40,900	45,168	9.45
UNITED STATES	51,683,607	53,923,390	4.33	142,746,696	153,782,328	7.18
CANADA	3,396,490	3,003,626	-11.57	7,912,011	7,232,687	-9.39
MEXICO	316,782	505,404	59.54	717,670	912,566	21.36
GUATEMALA	6,552	24,194	269.26	6,372	45,457	85.98
HONDURAS	0	7,632	--	0	10,785	100.00
PANAMA	85,595	237,236	177.16	236,899	433,022	45.29
CUBA	231	0	-100.00	204	0	--
SURINAME	20,232	26,566	31.31	28,599	42,415	32.57
CHILE	40,405	18,186	-54.99	58,795	32,731	-79.63
VENEZUELA	26,804	58,172	117.03	52,471	143,523	63.44
ARGENTINA	78,288	89,690	14.56	133,185	193,372	31.12
BRAZIL	66,269	120,418	81.71	121,205	242,658	50.05
COLOMBIA	39,100	46,863	19.85	53,579	66,505	19.44
BOLIVIA	6,800	17,146	152.15	13,108	46,784	71.98
URUGUAY	4,791	165	-96.56	9,475	500	-1,795.00
PARAGUAY	2,268	0	-100.00	1,691	0	--
ECUADOR	0	17,490	--	0	42,815	100.00
PERU	3,090	5,200	68.28	5,684	4,811	-18.15
GUYANA	0	3,039	--	0	10,387	100.00
TRINIDAD AND TOBAGO	4,746	8,637	81.98	6,875	19,430	64.62
BAHAMAS	53,246	23,679	-55.53	85,109	105,714	19.49
JAMAICA	61,565	67,520	9.67	63,564	78,703	19.24
PUERTO RICO	197,085	324,221	64.51	493,955	622,200	20.61
BELIZE	257	0	-100.00	1,513	0	--
DOMINICAN REPUBLIC	229,148	170,632	-25.54	305,875	316,225	3.27
EL SALVADOR	5,374	0	-100.00	29,264	0	--
COSTA RICA	62,024	83,524	34.66	70,517	138,421	49.06
BARBADOS	31,300	23,310	-25.53	40,051	33,345	-20.11
ANTIGUA AND BARBUDA	12,501	13,405	7.23	30,947	10,008	-209.22
ANGUILLA	0	1,113	--	0	4,633	100.00
ARUBA	33,566	47,377	41.15	62,430	96,855	35.54
BERMUDA	12,053	4,103	-65.96	66,313	16,449	-303.14
CAYMAN ISLANDS	18,545	36,030	94.28	31,057	82,267	62.25
DOMINICA	0	12,625	--	0	24,415	100.00
FALKLAND ISLANDS (MALVINAS)	8,048	0	-100.00	26,330	0	--
FRENCH GUIANA	35,407	24,328	-31.29	70,458	41,078	-71.52
FRENCH POLYNESIA	292,431	284,059	-2.86	426,673	412,753	-3.37
GRENADA	0	12,709	--	0	13,148	100.00
MARTINIQUE	81,044	97,314	20.08	125,502	217,589	42.32
NETHERLANDS ANTILLES	101,954	65,054	-36.19	154,758	120,360	-28.58
NORFOLK ISLANDS	14,435	33	-99.77	20,018	186	-10,662.37
SAINT LUCIA	385	5,278	1,270.91	790	21,921	96.40
SAN MARINO	3,744	0	-100.00	16,576	0	--
TURKS AND CAICOS ISLANDS	9,727	5,229	-46.24	3,275	15,402	78.74
GUADELOUPE	89,366	76,375	-14.54	115,286	191,780	39.89
SAINT KITTS AND NEVIS	817	0	-100.00	1,440	0	--
UNITED KINGDOM	13,411,833	16,316,689	21.66	24,294,887	26,367,184	7.86
NETHERLANDS	12,266,095	12,099,261	-1.36	27,374,315	32,155,203	14.87
FRANCE	10,840,670	10,401,712	-4.05	27,621,750	27,557,165	-0.23
GERMANY, FED. REP. OF	8,091,412	8,636,756	6.74	18,976,242	19,216,346	1.25
AUSTRIA	203,011	230,332	13.46	561,441	680,882	17.54
BELGIUM	6,528,316	7,509,240	15.03	18,248,545	22,356,435	18.37
SWITZERLAND	212,260	214,731	1.16	725,089	616,432	-17.63
LUXEMBOURG	14,740	6,428	-56.39	88,534	19,162	-362.03
DENMARK	2,371,902	2,083,722	-12.15	6,932,830	6,862,759	-1.02
NORWAY	319,503	1,163,855	264.27	879,146	2,872,002	69.39
SWEDEN	1,680,574	1,879,402	11.83	4,353,689	5,016,197	13.21
FINLAND	676,777	703,493	3.95	1,474,941	2,248,502	34.40
IRELAND	1,256,876	1,638,964	30.40	2,914,444	3,302,601	11.75

TABEL 5. PERKEMBANGAN EKSPOR INDONESIA MENURUT KOMODITI DAN NEGARA TUJUAN

JENIS BARANG	BERAT BERSIH (KG)		PERUB	NILAI FOB (US \$)		PERUB
	JAN-MAR 2006	JAN-MAR 2007	%	JAN-MAR 2006	JAN-MAR 2007	%
(1)	(2)	(3)	(4)	(5)	(6)	(7)
ITALY	7,006,999	6,540,991	-6.65	15,171,118	15,009,421	-1.08
SPAIN	7,747,660	7,520,092	-2.94	16,963,252	15,421,725	-10.00
PORTUGAL	403,143	820,359	103.49	867,289	1,437,245	39.66
ICELAND	16,002	4,554	-71.54	48,474	13,270	-265.29
GREECE	1,042,587	1,728,923	65.83	2,335,842	3,931,680	40.59
CZECHOSLOVAKIA	26,385	37,872	43.54	35,929	26,494	-35.61
HUNGARY	201,216	45,575	-77.35	266,111	96,512	-175.73
POLAND	289,351	314,561	8.71	575,827	649,817	11.39
ROMANIA	36,812	51,143	38.93	42,419	93,145	54.46
BULGARIA	13,595	58,504	330.33	17,836	117,135	84.77
YUGOSLAVIA	39,140	28,561	-27.03	115,508	52,631	-119.47
BELARUS	399	0	-100.00	386	0	--
UKRAINE	94,111	260,049	176.32	180,438	551,347	67.27
LITHUANIA	18,032	19,985	10.83	31,683	59,743	46.97
LATVIA	61,130	103,801	69.80	95,102	282,567	66.34
ESTONIA	93,929	68,887	-26.66	185,745	160,219	-15.93
GEORGIA	14,467	743	-94.86	22,838	8,017	-184.87
CROATIA	312,814	254,033	-18.79	495,231	521,806	5.09
MALTA	44,365	59,921	35.06	101,392	135,506	25.18
SLOVAKIA	16,710	71,810	329.74	8,701	65,317	86.68
SLOVENIA	117,386	166,365	41.72	278,156	249,789	-11.36
CZECH REPUBLIC	138,029	118,283	-14.31	264,344	446,115	40.75
REP. OF MACEDONIA	0	1,599	--	0	4,010	100.00
RUSSIA FEDERATION	91,689	139,366	52.00	204,997	318,012	35.54
-AN ORGANIK	393,856,048	444,009,213	12.73	124,099,272	121,737,486	-1.94
JAPAN	74,801,531	22,413,437	-70.04	26,168,160	7,726,576	-238.68
HONG KONG	484,000	171,791	-64.51	56,642	31,084	-82.22
KOREA, DEMOCRATIC PEOPLE'S REPL	15,024,261	0	-100.00	4,845,624	0	--
KOREA, REPUBLIC OF	47,901,157	91,068,841	90.12	12,229,168	25,131,647	51.34
TAIWAN	107,490,641	117,331,626	9.16	31,306,730	32,190,640	2.75
CHINA	12,375,531	2,999,535	-75.76	6,066,539	2,255,871	-168.92
PAPUA NEW GUINEA	39,650	48,000	21.06	8,557	9,205	7.04
THAILAND	40,948,353	41,142,570	0.47	13,832,137	10,013,979	-38.13
SINGAPORE	11,086,980	7,939,519	-28.39	4,289,487	3,302,263	-29.90
PHILIPPINES	7,974,365	22,354,929	180.33	1,697,296	5,855,027	171.01
MALAYSIA	23,493,847	21,536,419	-8.33	7,407,096	5,148,265	-43.88
MYANMAR (FORM. BURMA)	384,306	240,000	-37.55	142,049	101,986	-39.28
CAMBODIA	1,470	0	-100.00	14,700	0	--
BRUNEI DARUSSALAM	1,596,000	2,020,000	26.57	201,230	250,910	19.80
VIET NAM	14,681,698	12,047,466	-17.94	5,496,834	3,835,413	-43.32
MALDIVES	0	2,719	--	0	900	100.00
INDIA	4,563,234	73,207,282	1,504.29	1,726,421	18,092,914	90.46
PAKISTAN	308,635	1,084,575	251.41	111,325	299,863	62.87
BANGLADESH	4,929,567	2,486,220	-49.57	613,908	444,273	-38.18
SRI LANKA	984,699	1,381,032	40.25	286,784	348,436	17.69
IRAN (ISLAMIC REPUBLIC OF)	0	200,000	--	0	182,000	100.00
SAUDI ARABIA	346,179	236,879	-31.57	248,796	169,572	-46.72
OMAN	0	6	--	0	1,400	100.00
TURKEY	22,000	38,000	72.73	7,172	12,384	42.09
UNITED ARAB EMIRATES	10,827	0	-100.00	18,894	0	--
EGYPT	0	625,000	--	0	54,355	100.00
TANZANIA, UNITED REPUBLIC OF	1,202	1,250,000	103,893.34	1,795	112,270	98.40
MADAGASCAR	25,000	260,000	940.00	2,250	31,416	92.84
KENYA	4,000	1,244,000	31,000.00	9,200	136,070	93.24
GUINEA	44,000	72,000	63.64	6,424	31,680	79.72
NIGERIA	17,000	36,815	116.56	38,868	64,902	40.11
SOUTH AFRICA	686,581	331,370	-51.74	210,471	164,008	-28.33
MAURITIUS	828,600	1,316,144	58.84	77,595	143,716	46.01
AUSTRALIA	17,031,210	15,431,555	-9.39	5,193,405	3,862,432	-34.46
NEW ZEALAND	344,017	85,945	-75.02	243,332	91,677	-165.42
EAST TIMOR	224	0	-100.00	18	0	--
UNITED STATES	3,935,535	1,149,929	-70.78	1,027,457	413,003	-148.78
CANADA	0	75,000	--	0	54,750	100.00
MEXICO	0	40,000	--	0	13,000	100.00
UNITED KINGDOM	104,001	206,000	98.08	33,095	69,754	52.55
NETHERLANDS	22,200	88,100	296.85	8,412	31,472	73.27
FRANCE	196,055	385,000	96.37	66,813	160,412	58.35
GERMANY, FED. REP. OF	120,050	428,052	256.56	40,868	265,157	84.59
AUSTRIA	0	1,000	--	0	500	100.00
BELGIUM	251,024	220,130	-12.31	83,612	73,500	-13.76
DENMARK	60,000	0	-100.00	21,600	0	--
SWEDEN	9,918	56,521	469.88	20,537	45,214	54.58
FINLAND	40,000	100,500	151.25	16,000	39,338	59.33
ITALY	560,500	485,306	-13.42	180,165	411,872	56.26
SPAIN	104,000	88,000	-15.38	34,634	31,372	-10.40
PORTUGAL	22,000	22,000	0.00	7,172	7,348	2.40
CZECHOSLOVAKIA	0	40,000	--	0	16,990	100.00

TABEL 5. PERKEMBANGAN EKSPOR INDONESIA MENURUT KOMODITI DAN NEGARA TUJUAN

JENIS BARANG	BERAT BERSIH (KG)		PERUB	NILAI FOB (US \$)		PERUB
	JAN-MAR 2006	JAN-MAR 2007	%	JAN-MAR 2006	JAN-MAR 2007	%
(1)	(2)	(3)	(4)	(5)	(6)	(7)
LITHUANIA	0	20,000	--	0	6,670	100.00
-ORGANIK	521,965,445	704,393,615	34.95	372,093,969	594,627,126	37.42
JAPAN	65,917,296	107,556,974	63.17	32,874,394	51,605,825	36.30
HONG KONG	3,489,106	4,439,114	27.23	7,329,010	7,341,748	0.17
KOREA, REPUBLIC OF	25,301,390	46,179,399	82.52	13,997,253	37,134,043	62.31
TAIWAN	5,299,785	58,262,656	999.34	6,139,582	54,445,030	88.72
CHINA	163,600,037	130,227,766	-20.40	121,967,478	121,479,394	-0.40
PAPUA NEW GUINEA	0	33,666	--	0	40,228	100.00
THAILAND	34,755,312	90,729,818	161.05	17,246,231	87,946,372	80.39
SINGAPORE	8,986,031	39,940,795	344.48	9,390,212	34,996,826	73.17
PHILIPPINES	9,010,881	8,825,367	-2.06	4,824,283	6,294,225	23.35
MALAYSIA	88,572,414	82,289,409	-7.09	38,245,269	48,285,999	20.79
MYANMAR (FORM. BURMA)	391,162	465,698	19.06	238,561	345,759	31.00
CAMBODIA	488,017	975,960	99.98	585,650	1,170,010	49.94
BRUNEI DARUSSALAM	17,928	728	-95.94	19,731	927	-2,028.48
LAO PEOPLE'S DEMOCRATIC REPUBLI	0	690	--	0	495	100.00
NEPAL	143,761	0	-100.00	140,123	0	--
VIET NAM	5,233,975	14,495,955	176.96	4,167,549	16,509,453	74.76
INDIA	22,134,899	13,867,507	-37.35	17,164,982	10,800,874	-58.92
PAKISTAN	1,526,725	5,644,949	269.74	1,868,740	5,646,639	66.91
BANGLADESH	568,874	725,205	27.48	453,477	664,243	31.73
SRI LANKA	132,757	1,007,182	658.67	127,669	964,676	86.77
AFGHANISTAN	50,746	0	-100.00	191,877	0	--
IRAN (ISLAMIC REPUBLIC OF)	883,999	810,100	-8.36	826,284	807,182	-2.37
SAUDI ARABIA	317,482	871,197	174.41	392,167	1,348,084	70.91
KUWAIT	7,048	32,388	359.53	37,930	102,682	63.06
JORDAN	233,164	368,088	57.87	182,525	257,924	29.23
LEBANON	0	35,000	--	0	48,024	100.00
YEMEN	9,949	0	-100.00	24,198	0	--
OMAN	0	1,933	--	0	19,000	100.00
SYRIA ARAB REPUBLIC	0	65,749	--	0	64,646	100.00
TURKEY	401,262	13,203,432	3,190.48	358,848	11,422,806	96.86
UNITED ARAB EMIRATES	682,881	255,394	-62.60	596,119	316,326	-88.45
QATAR	0	1,592	--	0	6,681	100.00
EGYPT	1,184,983	377,193	-68.17	797,610	349,056	-128.50
MOROCCO	286,400	160,000	-44.13	234,262	206,000	-13.72
TUNISIA	20,000	0	-100.00	12,900	0	--
ALGERIA	37,500	18,750	-50.00	65,428	36,413	-79.68
SUDAN	1,917	106,212	5,440.53	19,800	68,416	71.06
ETHIOPIA	3,230	0	-100.00	52,173	0	--
TANZANIA, UNITED REPUBLIC OF	0	195,600	--	0	97,477	100.00
KENYA	69,160	161,316	133.25	79,545	124,173	35.94
MOZAMBIQUE	40,000	0	-100.00	26,000	0	--
GHANA	125,410	251,050	100.18	77,274	144,727	46.61
GUINEA	0	1	--	0	10	100.00
CAMEROON	21,600	21,600	0.00	7,236	10,212	29.14
NIGERIA	2,217,981	3,407,683	53.64	1,459,502	1,874,519	22.14
SIERRA LEONE	229,156	53,071	-76.84	248,137	65,278	-280.12
COTE D'IVOIRE	172,800	126,400	-26.85	65,539	61,504	-6.56
BENIN	0	9,090	--	0	17,675	100.00
DJIBOUTI	20,000	0	-100.00	13,200	0	--
SAINT HELENA	63,000	0	-100.00	52,486	0	--
SWAZILAND	0	700	--	0	48,287	100.00
SOUTH AFRICA	1,178,055	942,305	-20.01	1,237,287	797,347	-55.18
ZAMBIA	0	200,000	--	0	116,200	100.00
MALAWI	60,000	62,000	3.33	37,400	35,850	-4.32
MAURITIUS	34,150	67,273	96.99	40,349	84,084	52.01
AUSTRALIA	5,481,536	5,300,343	-3.31	5,499,354	5,501,944	0.05
NEW ZEALAND	454,296	804,596	77.11	440,285	837,101	47.40
NEW CALEDONIA	0	1,149	--	0	1,370	100.00
FIJI	20,387	244	-98.80	23,017	2,436	-844.87
SOLOMON ISLANDS	310	0	-100.00	5,502	0	--
TOKELAU	100,000	0	-100.00	102,100	0	--
EAST TIMOR	57,268	38,422	-32.91	71,216	69,588	-2.34
UNITED STATES	14,786,806	11,532,488	-22.01	15,364,115	12,494,048	-22.97
CANADA	962,867	742,923	-22.84	858,831	897,361	4.29
MEXICO	518,297	353,171	-31.86	549,059	727,149	24.49
GUATEMALA	0	35,000	--	0	49,360	100.00
CHILE	165,626	569,500	243.85	133,182	533,569	75.04
VENEZUELA	33,999	227,499	569.13	54,227	299,636	81.90
ARGENTINA	582,882	793,053	36.06	560,680	826,275	32.14
BRAZIL	1,895,927	1,679,200	-11.43	1,541,055	1,518,606	-1.48
COLOMBIA	304,600	840,200	175.84	350,620	1,144,149	69.36
URUGUAY	17,700	53,000	199.44	202,085	195,776	-3.22
PARAGUAY	12,000	40,000	233.33	24,600	23,037	-6.78
ECUADOR	40,000	0	-100.00	44,700	0	--
PERU	118,700	229,300	93.18	240,834	298,562	19.34

TABEL 5. PERKEMBANGAN EKSPOR INDONESIA MENURUT KOMODITI DAN NEGARA TUJUAN

JENIS BARANG	BERAT BERSIH (KG)		PERUB	NILAI FOB (US \$)		PERUB
	JAN-MAR 2006	JAN-MAR 2007	%	JAN-MAR 2006	JAN-MAR 2007	%
(1)	(2)	(3)	(4)	(5)	(6)	(7)
JAMAICA	0	12,177	--	0	10,297	100.00
PUERTO RICO	5,000	500	-90.00	342,365	26,340	-1,199.79
DOMINICAN REPUBLIC	60,199	52,500	-12.79	40,152	65,208	38.42
EL SALVADOR	19,500	0	-100.00	5,265	0	--
COSTA RICA	21,600	17,500	-18.98	7,560	24,630	69.31
DOMINICA	64,800	0	-100.00	23,504	0	--
UNITED KINGDOM	3,762,828	2,691,958	-28.46	3,376,260	2,994,318	-12.76
NETHERLANDS	9,112,361	13,427,036	47.35	10,267,216	15,063,544	31.84
FRANCE	744,128	957,720	28.70	1,210,184	1,282,056	5.61
GERMANY, FED. REP. OF	5,839,128	6,344,261	8.65	7,282,336	8,864,743	17.85
AUSTRIA	1,550	0	-100.00	113,111	0	--
BELGIUM	14,349,671	14,205,054	-1.01	20,810,885	18,492,168	-12.54
SWITZERLAND	46,284	13,340	-71.18	82,673	125,342	34.04
DENMARK	51,000	40,000	-21.57	29,436	76,314	61.43
NORWAY	64,240	43,717	-31.95	41,029	97,546	57.94
SWEDEN	367,999	540,000	46.74	519,138	722,808	28.18
FINLAND	726,350	158,660	-78.16	1,053,008	241,856	-335.39
IRELAND	108,429	5,231	-95.18	187,934	234,894	19.99
ITALY	7,313,672	7,237,533	-1.04	6,615,358	6,788,179	2.55
SPAIN	6,247,649	2,104,125	-66.32	6,462,769	2,977,042	-117.09
PORTUGAL	311,815	312,500	0.22	308,999	321,019	3.74
GREECE	63,000	75,300	19.52	103,652	116,534	11.05
CZECHOSLOVAKIA	39,863	52,800	32.45	35,535	71,184	50.08
HUNGARY	70,536	71,148	0.87	149,138	163,297	8.67
POLAND	12,000	1,309,000	10,808.33	26,002	1,578,033	98.35
ROMANIA	0	35,000	--	0	49,245	100.00
BULGARIA	146,970	156,950	6.79	102,582	130,672	21.50
UKRAINE	62,750	210,000	234.66	100,009	284,970	64.91
LITHUANIA	34,000	136,000	300.00	45,244	208,477	78.30
LATVIA	17,500	35,000	100.00	21,763	47,341	54.03
CROATIA	0	3	--	0	6	100.00
SLOVENIA	120,000	204,998	70.83	111,600	254,169	56.09
CZECH REPUBLIC	170,000	296,000	74.12	179,964	367,912	51.09
RUSSIA FEDERATION	2,535,199	2,933,561	15.71	2,457,566	3,323,666	26.06
-LAINNYA	119,776,296	384,743,064	221.22	44,549,350	163,556,965	72.76
JAPAN	3,150,628	34,199,573	985.48	1,672,974	18,002,296	90.71
HONG KONG	0	132,640	--	0	226,005	100.00
KOREA, REPUBLIC OF	36,596,850	58,933,846	61.04	19,637,046	33,052,454	40.59
TAIWAN	2,081,296	48,836,724	2,246.46	1,579,292	23,867,331	93.38
CHINA	18,401,317	19,222,467	4.46	6,112,571	9,369,681	34.76
THAILAND	4,148,433	4,208,860	1.46	2,199,604	2,697,181	18.45
SINGAPORE	55,264,502	218,022,987	294.51	13,205,624	75,074,244	82.41
PHILIPPINES	1,444	289,728	19,964.27	3,929	327,275	98.80
MALAYSIA	27,168	100,714	270.71	38,172	98,285	61.16
MYANMAR (FORM. BURMA)	86,485	619,662	616.50	74,150	609,403	87.83
CAMBODIA	0	48	--	0	693	100.00
VIET NAM	395	33,419	8,360.51	63	48,307	99.87
MALDIVES	3,166	0	-100.00	6,847	0	--
INDIA	0	1,298	--	0	3,210	100.00
BANGLADESH	7,109	48,000	575.20	2,455	80,900	96.97
SRI LANKA	3,206	6,536	103.87	6,878	15,341	55.17
UNITED ARAB EMIRATES	760	786	3.42	1,872	4,180	55.22
AUSTRALIA	230	101	-56.09	1,875	376	-398.67
NEW ZEALAND	0	32,960	--	0	37,304	100.00
UNITED STATES	3,164	51,315	1,521.84	5,032	39,176	87.16
UNITED KINGDOM	0	1,400	--	0	3,323	100.00
NETHERLANDS	117	0	-100.00	588	0	--
GERMANY, FED. REP. OF	26	0	-100.00	378	0	--
PUPUK	53,062,816	12,188,410	-77.03	11,971,501	1,793,632	-567.44
JAPAN	8,957,371	9,231,983	3.07	1,197,256	1,154,072	-3.74
HONG KONG	0	180	--	0	268	100.00
KOREA, REPUBLIC OF	95,000	328,491	245.78	9,786	43,177	77.34
TAIWAN	155,980	253,128	62.28	26,661	37,983	29.81
CHINA	34,040	0	-100.00	13,470	0	--
THAILAND	6,287,804	60,000	-99.05	1,489,829	4,800	-30,938.10
SINGAPORE	123,642	160,567	29.86	17,693	19,980	11.45
PHILIPPINES	5,515,810	330,000	-94.02	1,283,676	45,090	-2,746.92
MALAYSIA	9,128,117	183,448	-97.99	2,151,147	18,648	-11,435.54
LAO PEOPLE'S DEMOCRATIC REPUBLI	0	516	--	0	370	100.00
VIET NAM	21,863,647	20,000	-99.91	5,374,821	3,900	-137,715.92
MALDIVES	0	176	--	0	232	100.00
INDIA	1,000	0	-100.00	3,000	0	--
TURKEY	0	110,000	--	0	31,900	100.00
KENYA	144,000	378,046	162.53	36,720	91,800	60.00
AUSTRALIA	306,200	744,525	143.15	49,105	176,622	72.20
NEW ZEALAND	44,000	0	-100.00	5,060	0	--

TABEL 5. PERKEMBANGAN EKSPOR INDONESIA MENURUT KOMODITI DAN NEGARA TUJUAN

JENIS BARANG	BERAT BERSIH (KG)		PERUB	NILAI FOB (US \$)		PERUB
	JAN-MAR 2006	JAN-MAR 2007	%	JAN-MAR 2006	JAN-MAR 2007	%
(1)	(2)	(3)	(4)	(5)	(6)	(7)
UNITED STATES	19,999	61,350	206.77	3,100	15,570	80.09
NETHERLANDS	949	22,000	2,218.23	2,450	3,300	25.76
FRANCE	0	44,000	--	0	5,720	100.00
GERMANY, FED. REP. OF	950	0	-100.00	2,655	0	--
AUSTRIA	72,000	0	-100.00	9,360	0	--
BELGIUM	5,000	0	-100.00	95,400	0	--
SWITZERLAND	52	0	-100.00	1,930	0	--
IRELAND	220,000	220,000	0.00	25,300	33,000	23.33
ITALY	11,795	0	-100.00	67,482	0	--
SPAIN	75,460	40,000	-46.99	105,600	107,200	1.49
PRODUK PHARMASI	2,082,757	2,535,384	21.73	29,225,976	34,026,961	14.11
JAPAN	36,477	29,496	-19.14	2,200,983	1,692,277	-30.06
HONG KONG	21,285	18,093	-15.00	519,105	444,899	-16.68
KOREA, REPUBLIC OF	14,904	27,428	84.03	9,999,553	3,823,069	-161.56
TAIWAN	74,458	4,284	-94.25	102,301	137,400	25.55
CHINA	8,982	9,265	3.15	85,088	1,084,154	92.15
MONGOLIA	7,555	5,217	-30.95	28,902	67,592	57.24
MACAU	24	10	-58.33	5,500	1,622	-239.09
PAPUA NEW GUINEA	7,040	1,453	-79.36	136,054	2,458	-5,435.15
THAILAND	101,079	111,570	10.38	4,449,680	4,019,467	-10.70
SINGAPORE	82,141	95,827	16.66	1,272,673	1,118,342	-13.80
PHILIPPINES	122,622	239,832	95.59	1,809,888	2,906,778	37.74
MALAYSIA	220,139	256,002	16.29	758,105	558,542	-35.73
MYANMAR (FORM. BURMA)	63,320	106,168	67.67	472,585	643,816	26.60
CAMBODIA	17,695	20,362	15.07	304,278	546,490	44.32
BRUNEI DARUSSALAM	6,521	2,560	-60.74	33,723	12,170	-177.10
NEPAL	0	1,041	--	0	142,811	100.00
VIET NAM	63,370	42,667	-32.67	1,210,977	1,706,347	29.03
INDIA	1,596	3,891	143.80	1,359,433	4,695,873	71.05
PAKISTAN	40,780	59,279	45.36	56,391	199,504	71.73
BANGLADESH	3,256	3,852	18.30	164,747	194,771	15.42
SRI LANKA	958,539	922,283	-3.78	1,159,603	1,732,222	33.06
AFGHANISTAN	0	5,975	--	0	176,693	100.00
SAUDI ARABIA	32,767	0	-100.00	102,825	0	--
JORDAN	0	1,548	--	0	285,391	100.00
LEBANON	14	801	5,621.43	752	22,135	96.60
YEMEN	0	295	--	0	9,047	100.00
TURKEY	0	1,606	--	0	345,000	100.00
UNITED ARAB EMIRATES	3,052	1,955	-35.94	55,963	18,868	-196.60
LIBYAN ARAB JAMAHIRIYA	0	147	--	0	22,800	100.00
MOROCCO	0	1,480	--	0	149,680	100.00
ALGERIA	1,622	1,622	0.00	366,050	366,150	0.03
SUDAN	994	1	-99.90	53,357	9	-592,755.56
LESOTHO	174	0	-100.00	9,319	0	--
ETHIOPIA	939	0	-100.00	50,351	0	--
TANZANIA, UNITED REPUBLIC OF	2,427	0	-100.00	122,804	0	--
KENYA	0	240	--	0	24,483	100.00
TOGO	12,237	61,075	399.10	139,065	694,576	79.98
GHANA	0	20,304	--	0	229,887	100.00
GUINEA	8,077	0	-100.00	733,106	0	--
CAMEROON	342	0	-100.00	22,239	0	--
NIGERIA	41,700	313,861	652.66	476,110	3,097,593	84.63
GABON	0	6,089	--	0	69,850	100.00
COTE D'IVOIRE	0	15,180	--	0	212,361	100.00
BENIN	0	6,195	--	0	33,126	100.00
SOUTH AFRICA	4,709	6,120	29.96	167,265	233,521	28.37
ZIMBABWE	0	1,939	--	0	200,889	100.00
MAURITIUS	0	300	--	0	473	100.00
AUSTRALIA	5,357	10,903	103.53	89,162	1,106,782	91.94
NEW ZEALAND	68	0	-100.00	86	0	--
FIJI	0	250	--	0	4,170	100.00
SAMOA	86	0	-100.00	518	0	--
EAST TIMOR	16,295	0	-100.00	73,582	0	--
UNITED STATES	83,781	92,864	10.84	49,673	90,984	45.40
CANADA	2	0	-100.00	20	0	--
MEXICO	1,258	29	-97.69	224,969	105,000	-114.26
GUATEMALA	1,987	0	-100.00	25,641	0	--
SURINAME	0	2,425	--	0	21,598	100.00
VENEZUELA	658	0	-100.00	51,393	0	--
URUGUAY	0	500	--	0	128,250	100.00
ECUADOR	8,346	7,284	-12.72	109,984	93,514	-17.61
PERU	30	0	-100.00	2,270	0	--
NETHERLANDS ANTILLES	199	0	-100.00	13,676	0	--
UNITED KINGDOM	1	4,287	428,600.00	151	157,078	99.90
NETHERLANDS	146	4,264	2,820.55	24,163	244,666	90.12
FRANCE	766	660	-13.84	35,111	39,499	11.11
GERMANY, FED. REP. OF	1,999	1,075	-46.22	64,297	22,828	-181.66

TABEL 5. PERKEMBANGAN EKSPOR INDONESIA MENURUT KOMODITI DAN NEGARA TUJUAN

JENIS BARANG	BERAT BERSIH (KG)		PERUB	NILAI FOB (US \$)		PERUB
	JAN-MAR 2006	JAN-MAR 2007	%	JAN-MAR 2006	JAN-MAR 2007	%
	(1)	(2)	(3)	(4)	(5)	(6)
BELGIUM	574	2,413	320.38	6,259	18,443	66.06
SWITZERLAND	13	0	-100.00	50	0	--
NORWAY	159	70	-55.97	10,038	3,897	-157.58
FINLAND	1	106	10,500.00	10	6,895	99.85
ITALY	1	130	12,900.00	32	7,790	99.59
SPAIN	0	17	--	0	10	100.00
UZBEKISTAN	20	794	3,870.00	5,890	52,421	88.76
CROATIA	13	0	-100.00	26	0	--
RUSSIA FEDERATION	160	0	-100.00	10,200	0	--
KULIT DAN BARANG DARI KULIT	4,483,417	2,927,247	-34.71	40,491,936	50,358,988	19.59
JAPAN	42,339	33,716	-20.37	873,951	1,180,990	26.00
HONG KONG	405,467	441,173	8.81	5,098,910	7,076,052	27.94
KOREA, REPUBLIC OF	115,785	151,362	30.73	586,217	740,661	20.85
TAIWAN	87,769	118,817	35.37	756,603	1,754,702	56.88
CHINA	348,576	301,881	-13.40	3,845,055	6,593,287	41.68
MACAU	0	1,005	--	0	44,520	100.00
PAPUA NEW GUINEA	7,517	0	-100.00	22,232	0	--
THAILAND	133,163	165,594	24.35	1,456,677	3,358,570	56.63
SINGAPORE	284,530	154,885	-45.56	4,703,219	4,296,152	-9.48
PHILIPPINES	4,816	7,983	65.76	25,645	56,797	54.85
MALAYSIA	314,277	356,910	13.57	4,551,326	5,772,715	21.16
CAMBODIA	6,620	5,222	-21.12	155,666	118,193	-31.70
BRUNEI DARUSSALAM	0	237	--	0	66	100.00
VIET NAM	111,990	79,789	-28.75	1,523,743	1,849,446	17.61
MALDIVES	453	787	73.73	2,510	835	-200.60
INDIA	461,705	208,813	-54.77	3,263,240	4,283,092	23.81
PAKISTAN	25,708	0	-100.00	31,012	0	--
BANGLADESH	33,992	49,555	45.78	154,599	818,796	81.12
SRI LANKA	761	1,157	52.04	28,639	47,184	39.30
IRAN (ISLAMIC REPUBLIC OF)	0	9,033	--	0	28,957	100.00
SAUDI ARABIA	14	7	-50.00	2,191	83	-2,539.76
KUWAIT	2,400	0	-100.00	6,564	0	--
LEBANON	0	13	--	0	1,379	100.00
TURKEY	24,493	1,970	-91.96	16,437	8,588	-91.39
UNITED ARAB EMIRATES	432	3,923	808.10	409	43,906	99.07
TANZANIA, UNITED REPUBLIC OF	26	0	-100.00	68	0	--
KENYA	0	1,340	--	0	3,310	100.00
REUNION	541	0	-100.00	1,793	0	--
SEYCHELLES	67	0	-100.00	132	0	--
UGANDA	20	0	-100.00	418	0	--
SOUTH AFRICA	38	278	631.58	590	1,451	59.34
MAURITIUS	1,282	0	-100.00	648	0	--
AUSTRALIA	5,490	191,243	3,383.48	106,650	407,803	73.85
NEW ZEALAND	1,101	629	-42.87	19,899	17,000	-17.05
GUAM	8	10	25.00	26	250	89.60
NEW CALEDONIA	468	162	-65.38	4,408	339	-1,200.29
COOK ISLANDS	0	25	--	0	298	100.00
FIJI	429	125	-70.86	1,551	516	-200.58
EAST TIMOR	422	0	-100.00	242	0	--
UNITED STATES	113,060	155,035	37.13	3,446,603	5,115,444	32.62
CANADA	6,649	3,164	-52.41	182,509	78,606	-132.18
MEXICO	1,322	2,735	106.88	35,563	77,728	54.25
VENEZUELA	38	417	997.37	771	9,784	92.12
BRAZIL	64,408	3,737	-94.20	378,806	13,779	-2,649.15
BAHAMAS	258	0	-100.00	186	0	--
JAMAICA	0	227	--	0	538	100.00
PUERTO RICO	346	60	-82.66	5,267	1,314	-300.84
DOMINICAN REPUBLIC	18	0	-100.00	234	0	--
COSTA RICA	38	0	-100.00	375	0	--
BERMUDA	226	0	-100.00	1,579	0	--
FRENCH POLYNESIA	304	1,328	336.84	1,724	2,074	16.88
MARTINIQUE	94	12	-87.23	203	258	21.32
NETHERLANDS ANTILLES	285	11	-96.14	3,985	737	-440.71
SAINT LUCIA	0	31	--	0	1,099	100.00
UNITED KINGDOM	36,227	5,556	-84.66	333,596	195,033	-71.05
NETHERLANDS	155,294	54,902	-64.65	897,341	420,354	-113.47
FRANCE	36,214	13,727	-62.09	528,149	177,402	-197.71
GERMANY, FED. REP. OF	47,095	42,541	-9.67	1,169,759	921,616	-26.92
AUSTRIA	15	14	-6.67	67	40	-67.50
BELGIUM	2,918	656	-77.52	26,772	1,990	-1,245.33
SWITZERLAND	108	3,524	3,162.96	7,656	39,521	80.63
DENMARK	1,098	4,023	266.39	11,888	15,335	22.48
NORWAY	1,094,981	2	-100.00	2,222,171	131	-1,696,213.74
SWEDEN	60,367	1,672	-97.23	209,730	38,623	-443.02
FINLAND	17	17	0.00	118	49	-140.82
IRELAND	49	123	151.02	497	412	-20.63
ITALY	159,440	125,001	-21.60	1,776,766	2,732,198	34.97

TABEL 5. PERKEMBANGAN EKSPOR INDONESIA MENURUT KOMODITI DAN NEGARA TUJUAN

JENIS BARANG	BERAT BERSIH (KG)		PERUB	NILAI FOB (US \$)		PERUB
	JAN-MAR 2006	JAN-MAR 2007	%	JAN-MAR 2006	JAN-MAR 2007	%
(1)	(2)	(3)	(4)	(5)	(6)	(7)
SPAIN	271,079	210,265	-22.43	1,956,774	1,908,843	-2.51
PORTUGAL	790	2,391	202.66	11,725	51,589	77.27
ICELAND	5,130	0	-100.00	16,552	0	--
GREECE	1,527	5,655	270.33	7,299	13,165	44.56
HUNGARY	340	26	-92.35	2,476	39	-6,248.72
POLAND	58	2,138	3,586.21	453	33,446	98.65
BULGARIA	178	0	-100.00	9,974	0	--
CROATIA	747	440	-41.10	3,098	481	-544.07
SLOVAKIA	0	94	--	0	812	100.00
CZECH REPUBLIC	0	79	--	0	610	100.00
KACA DAN BARANG DARI KACA	188,407,770	186,350,232	-1.09	94,501,475	110,702,714	14.63
JAPAN	20,699,373	31,072,952	50.12	14,589,975	23,880,989	38.91
HONG KONG	1,147,998	620,950	-45.91	462,697	934,230	50.47
KOREA, REPUBLIC OF	8,566,055	6,471,884	-24.45	3,458,232	2,760,428	-25.28
TAIWAN	3,995,274	3,416,788	-14.48	1,365,269	1,402,493	2.65
CHINA	7,708,067	6,970,787	-9.57	4,991,419	4,843,960	-3.04
PAPUA NEW GUINEA	445,411	124,260	-72.10	266,549	68,009	-291.93
THAILAND	15,174,637	6,643,283	-56.22	4,995,988	3,244,475	-53.98
SINGAPORE	8,166,548	2,600,799	-68.15	7,907,796	2,005,479	-294.31
PHILIPPINES	7,657,459	8,272,613	8.03	2,853,069	3,621,351	21.22
MALAYSIA	18,405,650	17,073,479	-7.24	8,009,852	5,712,454	-40.22
MYANMAR (FORM. BURMA)	1,830,288	3,865,076	111.17	322,179	1,213,256	73.45
CAMBODIA	152,720	214,574	40.50	56,608	88,715	36.19
BRUNEI DARUSSALAM	541,252	235,037	-56.58	175,580	115,639	-51.83
VIET NAM	2,162,017	2,945,714	36.25	1,452,522	1,835,460	20.86
MALDIVES	161,445	10,718	-93.36	71,636	22,542	-217.79
INDIA	13,728,475	10,091,386	-26.49	5,356,976	4,145,066	-29.24
PAKISTAN	2,481,431	2,676,604	7.87	1,566,541	1,769,540	11.47
BANGLADESH	1,650,257	2,003,965	21.43	504,424	605,656	16.71
SRI LANKA	1,282,706	669,570	-47.80	492,366	339,539	-45.01
AFGHANISTAN	307,187	354,864	15.52	234,295	267,467	12.40
IRAQ	57,488	15,152	-73.64	47,353	6,041	-683.86
IRAN (ISLAMIC REPUBLIC OF)	787,614	214,191	-72.81	601,097	271,778	-121.17
SAUDI ARABIA	621,583	1,596,612	156.86	328,322	876,708	62.55
KUWAIT	394,049	610,416	54.91	166,333	216,528	23.18
JORDAN	238,671	295,656	23.88	130,959	261,501	49.92
LEBANON	75,404	235,843	212.77	30,622	122,581	75.02
YEMEN	864,855	320,709	-62.92	274,171	154,190	-77.81
OMAN	7,102	20,430	187.67	5,220	10,949	52.32
SYRIA ARAB REPUBLIC	263,589	502,456	90.62	316,583	538,617	41.22
TURKEY	4,727,437	4,377,161	-7.41	1,905,037	1,972,791	3.43
UNITED ARAB EMIRATES	1,801,306	3,321,165	84.38	990,262	1,888,650	47.57
QATAR	142,604	41,277	-71.05	71,050	30,529	-132.73
BAHRAIN	38,886	55,287	42.18	12,013	19,143	37.25
CYPRUS	18,592	71,284	283.41	9,702	24,890	61.02
EGYPT	4,344,293	1,444,493	-66.75	1,900,051	779,075	-143.89
LIBYAN ARAB JAMAHIRIYA	51,230	69,674	36.00	27,437	29,911	8.27
MOROCCO	466,007	755,849	62.20	226,148	261,831	13.63
TUNISIA	29,558	357,115	1,108.18	14,549	228,063	93.62
ALGERIA	387,947	791,709	104.08	165,946	503,063	67.01
SUDAN	1,460,312	370,312	-74.64	459,303	157,975	-190.74
ETHIOPIA	255,621	112,341	-56.05	42,027	56,902	26.14
TANZANIA, UNITED REPUBLIC OF	220	42,726	19,320.91	843	16,765	94.97
MADAGASCAR	147,192	80,415	-45.37	55,679	18,260	-204.92
KENYA	1,415,764	1,584,006	11.88	305,875	377,154	18.90
REUNION	116,744	260,432	123.08	48,530	113,120	57.10
MOZAMBIQUE	330,403	2,028,481	513.94	75,609	444,981	83.01
TOGO	68,845	0	-100.00	31,159	0	--
GHANA	422,629	67,566	-84.01	146,871	27,129	-441.38
GUINEA	20,414	0	-100.00	32,053	0	--
ANGOLA	629,222	345,670	-45.06	172,872	93,013	-85.86
CONGO	58,634	0	-100.00	19,376	0	--
CAMEROON	333,669	163,689	-50.94	116,712	33,083	-252.79
NIGERIA	433,300	169,759	-60.82	97,130	78,359	-23.96
COTE D'IVOIRE	204,403	90,355	-55.80	68,961	26,851	-156.83
SENEGAL	74,451	172,401	131.56	32,481	127,799	74.58
BENIN	61,505	0	-100.00	18,365	0	--
GAMBIA	0	22,469	--	0	6,097	100.00
SEYCHELLES	1,179	169	-85.67	4,454	271	-1,543.54
UGANDA	0	55,290	--	0	18,913	100.00
DJIBOUTI	20,372	20,578	1.01	10,150	15,771	35.64
SAO TOME AND PRINCIPE	0	6,631	--	0	8,280	100.00
SOUTH AFRICA	4,335,360	3,700,362	-14.65	1,918,389	1,661,883	-15.43
ZIMBABWE	0	52,816	--	0	41,284	100.00
ZAMBIA	18,744	0	-100.00	11,953	0	--
MAURITIUS	274,598	527,451	92.08	94,379	164,720	42.70
RWANDA	22,372	0	-100.00	6,408	0	--

TABEL 5. PERKEMBANGAN EKSPOR INDONESIA MENURUT KOMODITI DAN NEGARA TUJUAN

JENIS BARANG	BERAT BERSIH (KG)		PERUB	NILAI FOB (US \$)		PERUB
	JAN-MAR 2006	JAN-MAR 2007	%	JAN-MAR 2006	JAN-MAR 2007	%
	(1)	(2)	(3)	(4)	(5)	(6)
AUSTRALIA	14,425,311	13,974,918	-3.12	7,078,682	7,092,443	0.19
NEW ZEALAND	4,247,760	9,899,530	133.05	1,515,901	3,269,083	53.63
GUAM	827	452	-45.34	1,871	1,918	2.45
NEW CALEDONIA	4,384	46,029	949.93	7,628	33,777	77.42
NORTHERN MARIANA ISLANDS	17	2	-88.24	82	21	-290.48
SAINT VINCENT AND THE GRENADINES	0	49	--	0	95	100.00
VANUATU	16,758	412	-97.54	13,664	429	-3,085.08
COOK ISLANDS	73	484	563.01	715	418	-71.05
FIJI	81,502	95,437	17.10	27,870	42,153	33.88
MARSHALL ISLANDS	186	0	-100.00	455	0	--
SAMOA	168,448	0	-100.00	69,906	0	--
SOLOMON ISLANDS	6,757	0	-100.00	3,209	0	--
EAST TIMOR	54,335	36,263	-33.26	24,589	22,794	-7.87
UNITED STATES	10,327,294	9,462,751	-8.37	6,569,722	8,231,455	20.19
CANADA	2,029,928	1,032,089	-49.16	749,517	492,110	-52.31
MEXICO	2,005,892	1,695,482	-15.47	762,181	854,393	10.79
GUATEMALA	502,400	236,089	-53.01	225,024	133,500	-68.56
HONDURAS	116,153	79,573	-31.49	30,473	23,779	-28.15
NICARAGUA	22,496	18,662	-17.04	8,282	7,462	-10.99
PANAMA	816,994	747,623	-8.49	256,759	410,137	37.40
SURINAME	16,659	45,991	176.07	4,355	13,157	66.90
CHILE	1,174,799	732,243	-37.67	416,989	433,420	3.79
VENEZUELA	1	64,443	6,444,200.00	24	45,926	99.95
ARGENTINA	187,679	186,858	-0.44	90,419	107,641	16.00
BRAZIL	1,239,803	654,943	-47.17	448,893	249,417	-79.98
COLOMBIA	191,717	84,419	-55.97	144,710	56,786	-154.83
URUGUAY	92,069	34,761	-62.24	42,932	20,912	-105.30
ECUADOR	746,421	375,564	-49.68	264,568	110,987	-138.38
PERU	1,252,832	480,326	-61.66	435,379	211,605	-105.75
TRINIDAD AND TOBAGO	328,331	281,124	-14.38	104,493	82,778	-26.23
BAHAMAS	713	921	29.17	1,783	340	-424.41
JAMAICA	84,576	234,531	177.30	24,135	86,137	71.98
PUERTO RICO	393,209	411,534	4.66	266,821	253,959	-5.06
DOMINICAN REPUBLIC	373,949	210,454	-43.72	147,105	104,141	-41.26
EL SALVADOR	91,544	340,286	271.72	28,135	120,370	76.63
COSTA RICA	755	44,695	5,819.87	3,139	16,816	81.33
HAITI	68,911	0	-100.00	21,565	0	--
BARBADOS	90,496	34	-99.96	25,864	25	-103,356.00
ANTIGUA AND BARBUDA	430	0	-100.00	192	0	--
ANGUILLA	0	25	--	0	105	100.00
ARUBA	373	485	30.03	552	805	31.43
BERMUDA	0	5	--	0	48	100.00
CAYMAN ISLANDS	0	178	--	0	48	100.00
DOMINICA	18,204	0	-100.00	11,648	0	--
FALKLAND ISLANDS (MALVINAS)	586	0	-100.00	2,185	0	--
FRENCH GUIANA	80	914	1,042.50	43	1,936	97.78
FRENCH POLYNESIA	7,239	2,103	-70.95	22,773	4,117	-453.15
MARTINIQUE	94	1,222	1,200.00	188	5,494	96.58
NETHERLANDS ANTILLES	833	233	-72.03	1,236	6,289	80.35
SAINT LUCIA	47,261	45,556	-3.61	13,506	12,798	-5.53
GUADELOUPE	453	628	38.63	962	1,612	40.32
UNITED KINGDOM	508,134	720,481	41.79	741,104	979,496	24.34
NETHERLANDS	331,003	411,311	24.26	358,812	406,004	11.62
FRANCE	236,628	6,543,649	2,665.37	352,407	12,045,537	97.07
GERMANY, FED. REP. OF	401,241	543,098	35.35	508,998	634,249	19.75
AUSTRIA	1,306	3,492	167.38	15,652	19,911	21.39
BELGIUM	96,597	151,703	57.05	91,950	232,069	60.38
SWITZERLAND	10,798	23,768	120.11	8,729	65,733	86.72
DENMARK	134,302	179,861	33.92	60,089	75,821	20.75
NORWAY	48,695	7,260	-85.09	29,668	6,190	-379.29
SWEDEN	22,189	44,632	101.14	12,453	39,457	68.44
FINLAND	24,211	163,439	575.06	11,002	133,168	91.74
IRELAND	2,230	5,260	135.87	4,750	13,660	65.23
ITALY	272,240	237,496	-12.76	345,488	289,891	-19.18
SPAIN	423,669	583,172	37.65	419,671	485,162	13.50
PORTUGAL	119,040	552,087	363.78	67,976	162,531	58.18
GREECE	407,516	1,025,024	151.53	165,660	345,094	52.00
CZECHOSLOVAKIA	42,892	63	-99.85	17,888	565	-3,066.02
HUNGARY	22,102	7,332	-66.83	18,166	7,679	-136.57
POLAND	771,377	1,175,757	52.42	461,165	733,369	37.12
ROMANIA	0	58,853	--	0	36,999	100.00
BULGARIA	49,731	61,426	23.52	19,922	22,419	11.14
YUGOSLAVIA	0	22,485	--	0	8,970	100.00
ALBANIA	25,059	14,420	-42.46	13,196	8,411	-56.89
KAZAKHSTAN	0	22,249	--	0	28,799	100.00
UKRAINE	190,208	18,837	-90.10	241,713	22,983	-951.70
LITHUANIA	18,487	16,899	-8.59	24,168	21,933	-10.19
ESTONIA	2,015	4	-99.80	5,183	6	-86,283.33

TABEL 5. PERKEMBANGAN EKSPOR INDONESIA MENURUT KOMODITI DAN NEGARA TUJUAN

JENIS BARANG	BERAT BERSIH (KG)		PERUB	NILAI FOB (US \$)		PERUB
	JAN-MAR 2006	JAN-MAR 2007	%	JAN-MAR 2006	JAN-MAR 2007	%
(1)	(2)	(3)	(4)	(5)	(6)	(7)
GEORGIA	51	0	-100.00	245	0	--
CROATIA	97,400	190,034	95.11	61,368	130,434	52.95
BOSNIA AND HERZEGOVINA	87,342	37,862	-56.65	50,762	19,999	-153.82
MALTA	24	3,670	15,191.67	312	4,972	93.72
SLOVAKIA	11	2	-81.82	40	114	64.91
SLOVENIA	226	24,484	10,733.63	518	11,552	95.52
CZECH REPUBLIC	169,903	293,931	73.00	88,192	174,559	49.48
RUSSIA FEDERATION	365,193	340,169	-6.85	306,697	409,145	25.04
KERTAS DAN BARANG DARI KERTAS	822,589,897	948,785,535	15.34	612,567,259	740,140,467	17.24
JAPAN	92,766,199	72,881,278	-21.44	83,139,726	66,420,974	-25.17
HONG KONG	31,863,580	28,945,845	-9.16	22,993,558	22,516,017	-2.12
KOREA, REPUBLIC OF	23,659,741	24,344,054	2.89	17,091,444	19,076,461	10.41
TAIWAN	46,487,577	31,619,935	-31.98	25,502,811	19,452,123	-31.11
CHINA	64,221,449	79,031,083	23.06	41,348,866	54,806,043	24.55
PAPUA NEW GUINEA	496,216	528,847	6.58	488,038	425,726	-14.64
THAILAND	20,957,149	28,279,145	34.94	16,525,669	21,882,756	24.48
SINGAPORE	43,067,466	46,452,411	7.86	27,829,342	31,011,108	10.26
PHILIPPINES	21,359,170	18,079,891	-15.35	15,031,037	14,963,490	-0.45
MALAYSIA	88,951,362	82,243,494	-7.54	58,286,830	57,182,785	-1.93
MYANMAR (FORM. BURMA)	5,651,139	10,206,130	80.60	3,757,735	6,215,634	39.54
CAMBODIA	3,510,892	2,965,236	-15.54	2,303,573	2,190,247	-5.17
BRUNEI DARUSSALAM	243,820	350,695	43.83	252,993	356,700	29.07
LAO PEOPLE'S DEMOCRATIC REPUBLI	15,311	15	-99.90	49,890	80	-62,262.50
NEPAL	27,488	96,085	249.55	98,739	335,115	70.54
VIET NAM	33,647,551	42,999,497	27.79	22,504,970	29,472,702	23.64
MALDIVES	113,963	253,155	122.14	177,811	251,130	29.20
INDIA	17,198,938	17,977,184	4.52	10,714,467	11,200,877	4.34
PAKISTAN	15,278,626	17,023,951	11.42	13,129,513	12,979,344	-1.16
BANGLADESH	5,488,271	6,886,348	25.47	3,769,886	5,088,484	25.91
SRI LANKA	16,404,423	14,962,642	-8.79	9,421,303	9,497,562	0.80
AFGHANISTAN	27,989	112,671	302.55	38,307	199,637	80.81
IRAQ	17,802	22,680	27.40	29,677	34,860	14.87
IRAN (ISLAMIC REPUBLIC OF)	22,208,667	50,174,197	125.92	15,060,486	38,089,135	60.46
SAUDI ARABIA	22,449,633	27,372,058	21.93	14,917,091	19,015,070	21.55
KUWAIT	2,662,581	3,816,592	43.34	2,326,900	3,143,772	25.98
JORDAN	4,417,621	7,710,406	74.54	3,549,363	6,014,581	40.99
LEBANON	1,042,556	1,072,474	2.87	1,011,878	1,021,904	0.98
YEMEN	4,204,818	5,608,792	33.39	3,115,836	4,039,074	22.86
OMAN	1,078,001	1,507,729	39.86	868,494	1,289,467	32.65
SYRIA ARAB REPUBLIC	3,379,848	5,417,313	60.28	2,673,608	4,389,819	39.10
TURKEY	10,423,537	10,878,959	4.37	7,928,027	8,404,153	5.67
UNITED ARAB EMIRATES	21,352,022	26,326,918	23.30	17,378,222	22,300,222	22.07
QATAR	1,733,080	1,626,502	-6.15	1,704,550	1,529,231	-11.46
BAHRAIN	1,604,809	1,891,030	17.84	1,360,497	1,619,330	15.98
CYPRUS	960,549	1,564,597	62.89	864,282	1,306,171	33.83
EGYPT	9,839,638	11,908,911	21.03	5,894,494	9,107,940	35.28
LIBYAN ARAB JAMAHIRIYA	349,997	416,916	19.12	321,135	346,978	7.45
MOROCCO	63,305	370,194	484.78	58,547	342,300	82.90
TUNISIA	6,673	0	-100.00	115,801	0	--
SUDAN	6,423,174	8,779,407	36.68	5,054,391	7,045,113	28.26
ETHIOPIA	180,586	91,639	-49.25	76,285	53,458	-42.70
TANZANIA, UNITED REPUBLIC OF	1,688,136	1,178,605	-30.18	1,093,482	825,662	-32.44
MADAGASCAR	603,494	501,734	-16.86	607,328	498,813	-21.75
SOMALIA	0	220,857	--	0	2,747,779	100.00
KENYA	2,080,349	1,263,230	-39.28	1,581,579	1,241,314	-27.41
REUNION	199,664	596,665	198.83	162,250	548,648	70.43
MOZAMBIQUE	545,350	433,817	-20.45	619,662	321,247	-92.89
EQUATORIAL GUINEA	0	29,878	--	0	33,665	100.00
TOGO	652,893	1,357,492	107.92	488,547	1,204,228	59.43
GHANA	1,259,941	2,709,734	115.07	1,024,378	2,101,847	51.26
LIBERIA	17,127	117,427	585.63	18,356	117,951	84.44
GUINEA	459,099	790,528	72.19	363,128	642,496	43.48
ANGOLA	208,248	181,990	-12.61	164,254	205,622	20.12
CONGO	261,705	226,974	-13.27	193,378	178,916	-8.08
CAMEROON	462,687	253,169	-45.28	393,771	241,841	-62.82
NIGERIA	11,010,959	10,272,909	-6.70	7,845,856	8,295,136	5.42
SIERRA LEONE	10,184	483,342	4,646.09	1,160	445,388	99.74
GABON	9,000	24,548	172.76	16,050	22,758	29.48
COTE D'IVOIRE	121,881	817,638	570.85	127,094	613,028	79.27
SENEGAL	120,216	130,561	8.61	89,707	112,329	20.14
MAURITANIA	152,859	0	-100.00	127,919	0	--
MALI	14,235	14,083	-1.07	9,519	13,146	27.59
BENIN	366,655	381,444	4.03	277,584	390,988	29.00
BURKINA FASO	6,069	7,853	29.40	4,008	4,930	18.70
GAMBIA	61,100	0	-100.00	40,457	0	--
SEYCHELLES	21,237	19,089	-10.11	42,411	19,174	-121.19
UGANDA	25,752	179,926	598.69	28,998	185,918	84.40

TABEL 5. PERKEMBANGAN EKSPOR INDONESIA MENURUT KOMODITI DAN NEGARA TUJUAN

JENIS BARANG	BERAT BERSIH (KG)		PERUB	NILAI FOB (US \$)		PERUB
	JAN-MAR 2006	JAN-MAR 2007	%	JAN-MAR 2006	JAN-MAR 2007	%
(1)	(2)	(3)	(4)	(5)	(6)	(7)
CENTRAL AFRICAN REPUBLIC	962	0	-100.00	1,378	0	--
DJIBOUTI	6,256,808	5,215,995	-16.63	4,931,582	4,375,237	-12.72
SOUTH AFRICA	10,010,788	8,063,585	-19.45	7,802,780	6,861,797	-13.71
ZIMBABWE	344,361	291,947	-15.22	287,399	250,642	-14.67
ZAMBIA	37,924	0	-100.00	27,685	0	--
MALAWI	19,851	19,998	0.74	13,697	14,398	4.87
MAURITIUS	5,664,272	4,610,404	-18.61	3,108,621	2,768,182	-12.30
VIRGIN ISLANDS (BRITISH)	0	1,719	--	0	5,303	100.00
AUSTRALIA	40,502,235	47,472,074	17.21	35,961,859	40,731,851	11.71
NEW ZEALAND	9,160,380	13,516,150	47.55	6,855,230	9,578,940	28.43
MICRONESIA, FEDERATED STATES OF	0	2,989	--	0	5,216	100.00
GUAM	2,184	20,057	818.36	5,725	31,625	81.90
PALAU	82	0	-100.00	1,662	0	--
NEW CALEDONIA	93,998	545,161	479.97	83,475	570,469	85.37
NORTHERN MARIANA ISLANDS	3,608	19,265	433.95	5,373	17,272	68.89
SAINT VINCENT AND THE GRENADINES	0	219	--	0	425	100.00
VANUATU	8,260	21,518	160.51	19,720	18,073	-9.11
WALLIS AND FUTUNA ISLANDS	727	0	-100.00	297	0	--
OTH.OCEANIA	7,997	0	-100.00	7,115	0	--
AMERICAN SAMOA	50,226	0	-100.00	112,560	0	--
COOK ISLANDS	8,418	2,776	-67.02	11,225	5,119	-119.28
FIJI	557,853	688,085	23.35	419,212	528,378	20.66
SAMOA	0	8,883	--	0	9,575	100.00
SOLOMON ISLANDS	8,178	62,810	668.04	24,073	63,210	61.92
TONGA	32,256	2,809	-91.29	20,259	4,049	-400.35
EAST TIMOR	8,892	40	-99.55	5,116	18	-28,322.22
UNITED STATES	37,964,281	73,638,897	93.97	34,128,900	64,210,896	46.85
CANADA	7,321,708	14,607,475	99.51	5,866,377	12,082,328	51.45
MEXICO	552,647	522,311	-5.49	571,571	462,128	-23.68
GUATEMALA	443,990	385,631	-13.14	378,375	332,359	-13.85
HONDURAS	57,360	63,978	11.54	37,903	59,424	36.22
NICARAGUA	170,092	332,279	95.35	86,401	229,527	62.36
PANAMA	163,388	383,447	134.68	142,138	331,658	57.14
CUBA	18,503	1,078,643	5,729.56	13,032	783,436	98.34
CURACAO	23,681	0	-100.00	15,932	0	--
SURINAME	19,151	27,908	45.73	31,988	8,150	-292.49
CHILE	218,130	456,965	109.49	300,338	513,343	41.49
VENEZUELA	1,135,279	193,838	-82.93	1,118,099	260,208	-329.69
ARGENTINA	331,798	596,552	79.79	402,137	660,541	39.12
BRAZIL	5,207,226	5,305,068	1.88	4,547,413	4,192,139	-8.47
COLOMBIA	600,813	956,580	59.21	721,514	1,133,648	36.35
URUGUAY	50,538	32,017	-36.65	48,132	40,880	-17.74
PARAGUAY	115,808	55,698	-51.90	146,948	69,401	-111.74
ECUADOR	402,996	954,645	136.89	559,339	1,011,364	44.69
PERU	1,426,014	1,546,149	8.42	1,440,539	1,583,675	9.04
GUYANA	0	26,406	--	0	20,638	100.00
TRINIDAD AND TOBAGO	51,006	67,399	32.14	36,533	49,831	26.69
BAHAMAS	0	436	--	0	420	100.00
JAMAICA	42,559	206,455	385.10	57,924	205,094	71.76
PUERTO RICO	96,000	281,584	193.32	102,880	249,100	58.70
BELIZE	1,542	52,320	3,293.00	5,672	48,253	88.25
DOMINICAN REPUBLIC	27,288	116,452	326.75	50,618	100,786	49.78
EL SALVADOR	356,950	615,789	72.51	288,451	508,960	43.33
COSTA RICA	375,371	947,288	152.36	240,342	731,682	67.15
HAITI	152,191	0	-100.00	155,273	0	--
BARBADOS	0	16,680	--	0	12,996	100.00
ANTIGUA AND BARBUDA	2,636	0	-100.00	9,400	0	--
ARUBA	0	122	--	0	214	100.00
BERMUDA	0	91	--	0	800	100.00
FRENCH GUIANA	37	1,574	4,154.05	20	1,144	98.25
FRENCH POLYNESIA	33,472	303,314	806.17	30,397	302,597	89.95
GRENADA	0	16	--	0	120	100.00
MARTINIQUE	0	1	--	0	5	100.00
NETHERLANDS ANTILLES	213	253	18.78	1,182	1,386	14.72
GUADELOUPE	37,667	38,709	2.77	30,402	32,498	6.45
SAINT KITTS AND NEVIS	0	59	--	0	946	100.00
UNITED KINGDOM	3,992,683	9,872,717	147.27	4,368,804	9,446,722	53.75
NETHERLANDS	1,783,684	2,805,907	57.31	2,267,587	3,387,218	33.05
FRANCE	764,622	726,048	-5.04	1,309,606	1,252,517	-4.56
GERMANY, FED. REP. OF	1,189,573	612,679	-48.50	1,879,956	1,467,374	-28.12
AUSTRIA	1,703,995	33,361	-98.04	1,134,121	42,329	-2,579.30
BELGIUM	4,253,713	10,937,617	157.13	3,869,142	9,990,101	61.27
SWITZERLAND	17,040	9,582	-43.77	39,577	20,296	-95.00
DENMARK	267,167	145,429	-45.57	542,586	453,919	-19.53
NORWAY	197,056	52,684	-73.26	172,574	95,605	-80.51
SWEDEN	61,596	121,167	96.71	173,907	346,693	49.84
FINLAND	96,970	418,699	331.78	178,222	645,360	72.38
IRELAND	557,265	203,984	-63.40	658,210	257,954	-155.17

TABEL 5. PERKEMBANGAN EKSPOR INDONESIA MENURUT KOMODITI DAN NEGARA TUJUAN

JENIS BARANG	BERAT BERSIH (KG)		PERUB	NILAI FOB (US \$)		PERUB
	JAN-MAR 2006	JAN-MAR 2007	%	JAN-MAR 2006	JAN-MAR 2007	%
(1)	(2)	(3)	(4)	(5)	(6)	(7)
ITALY	4,223,070	6,179,083	46.32	3,581,774	5,326,892	32.76
SPAIN	3,290,473	5,277,279	60.38	3,079,707	4,976,758	38.12
PORTUGAL	814	37,680	4,528.99	4,465	28,432	84.30
ICELAND	11,760	0	-100.00	12,912	0	--
GREECE	886,551	8,070,529	810.33	860,550	6,541,246	86.84
LIECHTENSTEIN	107,365	0	-100.00	272,732	0	--
CZECHOSLOVAKIA	300,668	187,688	-37.58	244,588	155,578	-57.21
HUNGARY	10,029	7,391	-26.30	16,581	10,108	-64.04
POLAND	107,838	63,813	-40.83	176,620	92,503	-90.93
ROMANIA	7,518	192,390	2,459.06	6,475	218,776	97.04
BULGARIA	4,383	2,812	-35.84	9,806	2,002	-389.81
ALBANIA	0	38,498	--	0	30,221	100.00
ARMENIA	0	24,570	--	0	14,742	100.00
KAZAKHSTAN	0	1,154	--	0	1,838	100.00
KYRGYZSTAN	87,320	0	-100.00	62,178	0	--
UKRAINE	347,406	640,700	84.42	420,093	778,047	46.01
LITHUANIA	144	57,071	39,532.64	10	66,703	99.99
LATVIA	38,473	124,316	223.13	29,239	142,842	79.53
GEORGIA	502,311	422,409	-15.91	358,686	354,062	-1.31
CROATIA	3,738	38,457	928.81	4,595	29,627	84.49
MALTA	145,593	234,072	60.77	116,544	197,210	40.90
SLOVAKIA	93	0	-100.00	204	0	--
SLOVENIA	139,579	239,504	71.59	131,178	198,733	33.99
CZECH REPUBLIC	0	1,745	--	0	6,408	100.00
RUSSIA FEDERATION	1,112,755	1,634,588	46.90	1,224,869	1,858,900	34.11
-GLISEROL DAN LARUTAN ALKALI	4,045,257	4,674,402	15.55	1,495,757	922,894	-62.07
JAPAN	1,603,997	1,349,153	-15.89	556,441	296,353	-87.76
KOREA, REPUBLIC OF	138,630	0	-100.00	80,003	0	--
TAIWAN	100,000	40,000	-60.00	59,130	15,585	-279.40
CHINA	860,000	2,802,930	225.92	186,743	384,732	51.46
PHILIPPINES	457,700	119,850	-73.81	93,037	21,814	-326.50
MALAYSIA	20,000	0	-100.00	12,132	0	--
INDIA	0	122,470	--	0	59,114	100.00
BANGLADESH	20,000	0	-100.00	12,560	0	--
JORDAN	140,000	0	-100.00	80,500	0	--
TURKEY	20,000	0	-100.00	11,586	0	--
UNITED ARAB EMIRATES	40,000	0	-100.00	22,800	0	--
EGYPT	100,000	0	-100.00	54,500	0	--
SUDAN	220,000	140,000	-36.36	132,000	84,000	-57.14
SOUTH AFRICA	20,000	0	-100.00	12,940	0	--
AUSTRALIA	40,000	0	-100.00	25,771	0	--
UNITED STATES	208,780	0	-100.00	120,717	0	--
CANADA	56,150	79,999	42.47	34,897	49,101	28.93
BRAZIL	0	20,000	--	0	12,195	100.00
-MARGARIN DAN LEMAK LAINNYA	84,954,398	85,333,631	0.45	39,390,841	48,849,784	19.36
JAPAN	146,337	128,371	-12.28	109,668	111,722	1.84
HONG KONG	7,438,600	3,007,336	-59.57	2,601,219	1,436,981	-81.02
KOREA, REPUBLIC OF	81,114	40,272	-50.35	43,185	29,068	-48.57
TAIWAN	120,080	149,326	24.36	58,872	99,298	40.71
CHINA	10,733,760	43,506,235	305.32	4,375,219	23,337,223	81.25
PAPUA NEW GUINEA	223,706	226,737	1.35	133,700	174,156	23.23
THAILAND	200	45	-77.50	5	1	-400.00
SINGAPORE	67,185	157,988	135.15	29,855	96,835	69.17
PHILIPPINES	541,877	1,641,684	202.96	227,524	980,432	76.79
MALAYSIA	33,796	37,638	11.37	25,810	32,036	19.43
MYANMAR (FORM. BURMA)	122,560	205,047	67.30	49,651	131,947	62.37
CAMBODIA	21,600	39,552	83.11	9,504	21,816	56.44
VIET NAM	3,041,270	2,939,493	-3.35	1,208,126	1,624,353	25.62
MALDIVES	27,898	6,998	-74.92	16,336	5,593	-192.08
INDIA	732,937	103,105	-85.93	317,761	55,251	-475.12
BANGLADESH	0	21,000	--	0	12,810	100.00
SRI LANKA	5,018,163	4,903,695	-2.28	2,144,443	2,603,740	17.64
IRAQ	27,922,899	0	-100.00	14,648,541	0	--
SAUDI ARABIA	816,875	1,555,413	90.41	369,683	982,339	62.37
KUWAIT	32,700	16,800	-48.62	23,870	13,578	-75.80
OMAN	40,100	20,100	-49.88	17,684	11,216	-57.67
SYRIA ARAB REPUBLIC	936,000	270,000	-71.15	430,560	154,453	-178.76
TURKEY	360,000	901,000	150.28	159,200	485,315	67.20
UNITED ARAB EMIRATES	160,680	140,699	-12.44	76,113	85,800	11.29
QATAR	40,500	40,200	-0.74	17,618	21,768	19.06
BAHRAIN	20,250	20,250	0.00	8,647	10,631	18.66
CYPRUS	19,500	20,100	3.08	8,327	11,055	24.68
EGYPT	601,600	1,004,000	66.89	279,424	601,371	53.54
ALGERIA	3,095,200	1,877,870	-39.33	1,394,000	1,070,453	-30.23
SUDAN	306,220	276,120	-9.83	145,482	171,628	15.23
NAMIBIA	0	73,840	--	0	38,028	100.00

TABEL 5. PERKEMBANGAN EKSPOR INDONESIA MENURUT KOMODITI DAN NEGARA TUJUAN

JENIS BARANG	BERAT BERSIH (KG)		PERUB	NILAI FOB (US \$)		PERUB
	JAN-MAR 2006	JAN-MAR 2007	%	JAN-MAR 2006	JAN-MAR 2007	%
(1)	(2)	(3)	(4)	(5)	(6)	(7)
ETHIOPIA	241,520	60,000	-75.16	107,888	38,100	-183.17
TANZANIA, UNITED REPUBLIC OF	231,190	116,195	-49.74	106,649	66,659	-59.99
MOZAMBIQUE	443,699	510,000	14.94	211,164	289,636	27.09
EQUATORIAL GUINEA	0	30,773	--	0	30,537	100.00
TOGO	425,023	384,229	-9.60	224,356	221,199	-1.43
GHANA	2,355,316	1,321,758	-43.88	1,151,045	815,001	-41.23
LIBERIA	168,605	154,009	-8.66	90,630	93,920	3.50
GUINEA	17,190	1,787	-89.60	9,626	1,286	-648.52
ANGOLA	1,819,111	394,070	-78.34	905,714	203,215	-345.69
CONGO	175,185	337,735	92.79	89,950	199,429	54.90
CAMEROON	51,797	139,636	169.58	29,453	82,690	64.38
NIGERIA	411,728	6,929,818	1,583.11	186,636	4,352,966	95.71
SIERRA LEONE	128,874	37,683	-70.76	61,915	23,931	-158.72
GABON	16,358	33,098	102.34	9,338	22,326	58.17
COTE D'IVOIRE	100,000	0	-100.00	44,400	0	--
MAURITANIA	16	0	-100.00	10	0	--
BENIN	3,554,801	2,823,738	-20.57	1,703,010	1,670,968	-1.92
GAMBIA	31,680	20,250	-36.08	17,424	12,353	-41.05
DJIBOUTI	318,030	289,612	-8.94	150,696	185,232	18.64
SAO TOME AND PRINCIPE	36,400	109,200	200.00	20,800	65,910	68.44
SOUTH AFRICA	726,440	789,692	8.71	428,360	691,993	38.10
MAURITIUS	0	16,915	--	0	17,312	100.00
AUSTRALIA	261,740	211,647	-19.14	124,298	134,934	7.88
NEW ZEALAND	761,727	868,416	14.01	432,389	573,521	24.61
VANUATU	0	475	--	0	443	100.00
KIRIBATI	0	10,296	--	0	9,953	100.00
SOLOMON ISLANDS	4,472	0	-100.00	4,802	0	--
EAST TIMOR	5,885	0	-100.00	6,316	0	--
UNITED STATES	68,425	2,580	-96.23	38,802	6,271	-518.75
GUYANA	19,958	0	-100.00	8,762	0	--
TRINIDAD AND TOBAGO	180,182	0	-100.00	87,945	0	--
JAMAICA	887,515	558,366	-37.09	377,509	307,303	-22.85
COSTA RICA	20,021	0	-100.00	9,660	0	--
NETHERLANDS	1,515,840	0	-100.00	511,962	0	--
GERMANY, FED. REP. OF	14,000	0	-100.00	6,160	0	--
SPAIN	38,000	0	-100.00	18,240	0	--
GREECE	21,029	88,000	318.47	10,498	50,820	79.34
CZECHOSLOVAKIA	96,750	563,238	482.16	47,633	312,437	84.75
HUNGARY	63,600	0	-100.00	26,584	0	--
ROMANIA	1,247,232	42,400	-96.60	553,794	26,460	-1,992.95
BULGARIA	520,000	22,000	-95.77	228,800	16,170	-1,314.97
AZERBAIJAN	0	80,000	--	0	37,200	100.00
UKRAINE	1,324,242	850,125	-35.80	680,839	1,274,947	46.60
SLOVENIA	130,000	245,000	88.46	57,600	139,325	58.66
CZECH REPUBLIC	20,250	0	-100.00	9,518	0	--
RUSSIA FEDERATION	3,796,960	3,959,976	4.29	1,669,639	2,464,440	32.25
-SABUN MANDI DAN CUCI	117,565,251	120,180,654	2.22	84,051,864	92,208,441	8.85
JAPAN	3,274,710	3,110,511	-5.01	3,029,750	2,748,324	-10.24
HONG KONG	1,442,585	1,179,571	-18.23	1,019,793	1,102,802	7.53
KOREA, REPUBLIC OF	872,383	1,146,372	31.41	880,431	1,243,879	29.22
TAIWAN	1,863,222	1,805,639	-3.09	1,725,929	1,696,329	-1.74
CHINA	9,224,938	7,899,840	-14.36	4,718,930	4,800,811	1.71
MONGOLIA	549,778	295,049	-46.33	260,259	234,425	-11.02
PAPUA NEW GUINEA	2,289,934	2,594,509	13.30	1,246,023	1,405,313	11.33
THAILAND	2,826,189	4,374,328	54.78	1,949,382	3,281,967	40.60
SINGAPORE	6,361,023	3,971,713	-37.56	6,491,244	4,225,733	-53.61
PHILIPPINES	2,696,033	3,193,827	18.46	2,395,144	2,867,395	16.47
MALAYSIA	14,925,561	17,489,917	17.18	12,196,859	13,968,838	12.69
MYANMAR (FORM. BURMA)	261,927	776,106	196.31	159,266	617,570	74.21
CAMBODIA	12,097	37,837	212.78	11,092	37,041	70.05
BRUNEI DARUSSALAM	144,880	85,971	-40.66	264,899	133,425	-98.54
VIET NAM	844,552	1,165,754	38.03	980,198	1,408,431	30.40
MALDIVES	382,027	391,408	2.46	338,553	388,441	12.84
INDIA	3,832,736	4,949,829	29.15	2,446,301	3,241,382	24.53
PAKISTAN	705,255	1,592,636	125.82	746,875	1,906,757	60.83
BANGLADESH	76,302	281,589	269.05	59,337	188,492	68.52
SRI LANKA	195,410	112,624	-42.37	158,167	124,270	-27.28
AFGHANISTAN	23,374	18,547	-20.65	37,131	26,146	-42.01
IRAQ	663,257	0	-100.00	538,801	0	--
IRAN (ISLAMIC REPUBLIC OF)	146,187	134,853	-7.75	160,332	133,776	-19.85
SAUDI ARABIA	440,825	344,787	-21.79	467,343	347,176	-34.61
KUWAIT	37,209	54,265	45.84	38,994	50,466	22.73
JORDAN	32,934	26,224	-20.37	35,918	26,155	-37.33
LEBANON	128,673	95,429	-25.84	110,724	94,463	-17.21
YEMEN	731,206	801,575	9.62	643,357	842,959	23.68
OMAN	400,000	532,020	33.01	163,600	248,872	34.26
SYRIA ARAB REPUBLIC	12,627	165,600	1,211.48	10,253	224,326	95.43

TABEL 5. PERKEMBANGAN EKSPOR INDONESIA MENURUT KOMODITI DAN NEGARA TUJUAN

JENIS BARANG	BERAT BERSIH (KG)		PERUB	NILAI FOB (US \$)		PERUB
	JAN-MAR 2006	JAN-MAR 2007	%	JAN-MAR 2006	JAN-MAR 2007	%
(1)	(2)	(3)	(4)	(5)	(6)	(7)
UNITED ARAB EMIRATES	2,918,332	3,741,205	28.20	2,006,639	3,135,979	36.01
QATAR	42	0	-100.00	651	0	--
BAHRAIN	11,520	0	-100.00	11,595	0	--
CYPRUS	14,774	19,429	31.51	18,003	30,418	40.81
EGYPT	1,936,450	831,643	-57.05	1,017,385	667,063	-52.52
LIBYAN ARAB JAMAHIRIYA	426,428	650,896	52.64	867,884	450,177	-92.79
ALGERIA	1,299,999	2,877,369	121.34	479,845	1,187,430	59.59
SUDAN	265,673	332,706	25.23	275,011	340,069	19.13
ERITREA	44,000	88,000	100.00	28,160	59,840	52.94
NAMIBIA	143,969	476,915	231.26	135,702	473,131	71.32
ETHIOPIA	5,312,395	3,068,095	-42.25	2,583,263	1,893,582	-36.42
TANZANIA, UNITED REPUBLIC OF	984,069	395,057	-59.85	715,455	355,570	-101.21
MADAGASCAR	771,258	599,472	-22.27	583,996	381,924	-52.91
SOMALIA	303,986	215,000	-29.27	137,897	75,900	-81.68
KENYA	250,273	424,426	69.59	162,485	314,783	48.38
REUNION	82	0	-100.00	199	0	--
MOZAMBIQUE	1,025,308	1,448,769	41.30	796,666	1,100,180	27.59
EQUATORIAL GUINEA	211,806	93,594	-55.81	152,961	74,286	-105.91
TOGO	1,547,037	1,232,021	-20.36	1,028,559	883,300	-16.45
GHANA	2,175,160	4,422,164	103.30	1,578,844	3,142,620	49.76
LIBERIA	552,604	468,791	-15.17	372,416	357,451	-4.19
GUINEA	172,018	432,131	151.21	95,069	330,178	71.21
ANGOLA	7,061,044	1,887,998	-73.26	3,985,143	1,769,395	-125.23
CONGO	1,765,393	1,363,958	-22.74	1,033,373	970,864	-6.44
CAMEROON	528,684	850,689	60.91	381,136	684,336	44.31
NIGERIA	5,992,349	7,710,380	28.67	3,144,131	5,443,636	42.24
SIERRA LEONE	380,368	641,389	68.62	291,263	534,999	45.56
GABON	252,987	145,152	-42.62	172,314	113,303	-52.08
COTE D'IVOIRE	34,691	45,699	31.73	22,536	38,384	41.29
SENEGAL	569,026	119,855	-78.94	320,874	72,460	-342.83
MAURITANIA	631,260	609,909	-3.38	366,612	487,735	24.83
MALI	365,320	736,699	101.66	262,171	498,894	47.45
BENIN	4,618,476	4,665,928	1.03	3,945,234	4,025,969	2.01
BURKINA FASO	336,985	203,033	-39.75	291,030	219,037	-32.87
GUINEA BISSAU	126,717	0	-100.00	60,825	0	--
GAMBIA	18,407	44,603	142.32	16,493	39,900	58.66
SEYCHELLES	132,011	1,325	-99.00	80,956	2,934	-2,659.24
UGANDA	46,080	48,744	5.78	44,800	43,616	-2.71
CENTRAL AFRICAN REPUBLIC	134,689	31,104	-76.91	100,751	28,800	-249.83
NIGER	65,080	0	-100.00	45,158	0	--
DJIBOUTI	3,992,856	4,366,566	9.36	2,285,451	2,606,439	12.32
SAO TOME AND PRINCIPE	91,922	24,512	-73.33	49,935	21,208	-135.45
SOUTH AFRICA	429,088	459,282	7.04	298,063	346,553	13.99
ZIMBABWE	23,909	14,815	-38.04	23,928	13,245	-80.66
ZAMBIA	0	52,505	--	0	33,173	100.00
MALAWI	2,576,250	2,476,000	-3.89	909,786	895,600	-1.58
COMOROS	30,039	15,840	-47.27	28,369	14,960	-89.63
MAURITIUS	536,579	751,719	40.09	293,667	438,474	33.03
RWANDA	24,768	24,768	0.00	23,865	24,510	2.63
ZAIRE	12,442	0	-100.00	13,230	0	--
AUSTRALIA	1,319,708	2,492,057	88.83	1,381,214	2,637,025	47.62
NEW ZEALAND	300,878	51,117	-83.01	325,096	86,580	-275.49
MICRONESIA, FEDERATED STATES OF	35,983	62,559	73.86	25,649	45,346	43.44
GUAM	28	0	-100.00	264	0	--
PALAU	3,058	0	-100.00	2,440	0	--
NEW CALEDONIA	0	7,838	--	0	11,284	100.00
NORTHERN MARIANA ISLANDS	14	0	-100.00	67	0	--
VANUATU	82,713	35,392	-57.21	57,076	22,917	-149.06
WALLIS AND FUTUNA ISLANDS	0	1,680	--	0	4,039	100.00
COOK ISLANDS	20,947	3,564	-82.99	17,156	4,430	-287.27
FIJI	1,385,375	1,368,050	-1.25	799,190	781,236	-2.30
KIRIBATI	169,190	21,862	-87.08	133,752	16,909	-691.01
MARSHALL ISLANDS	0	2,800	--	0	2,012	100.00
SAMOA	134,373	248,173	84.69	100,922	200,023	49.54
SOLOMON ISLANDS	76,605	53,422	-30.26	111,925	41,277	-171.16
TONGA	35,498	25,334	-28.63	37,984	25,914	-46.58
TUVALU	0	9,869	--	0	8,355	100.00
EAST TIMOR	181,562	152	-99.92	177,765	67	-265,220.90
UNITED STATES	490,032	515,051	5.11	507,975	441,543	-15.05
CANADA	308,739	261	-99.92	269,848	863	-31,168.60
MEXICO	15,000	15,000	0.00	27,604	27,154	-1.66
GUATEMALA	47,808	23,616	-50.60	45,650	23,370	-95.34
HONDURAS	0	55,447	--	0	45,138	100.00
PANAMA	499,522	776,414	55.43	446,987	685,966	34.84
SURINAME	23,103	41,952	81.59	19,075	37,910	49.68
CHILE	244,156	175,170	-28.25	179,411	141,624	-26.68
VENEZUELA	25,229	0	-100.00	21,900	0	--
ARGENTINA	195	303,749	155,668.72	281	139,948	99.80

TABEL 5. PERKEMBANGAN EKSPOR INDONESIA MENURUT KOMODITI DAN NEGARA TUJUAN

JENIS BARANG	BERAT BERSIH (KG)		PERUB	NILAI FOB (US \$)		PERUB
	JAN-MAR 2006	JAN-MAR 2007	%	JAN-MAR 2006	JAN-MAR 2007	%
(1)	(2)	(3)	(4)	(5)	(6)	(7)
COLOMBIA	63,415	105,589	66.50	65,224	85,442	23.66
BOLIVIA	126,430	202,656	60.29	107,885	185,142	41.73
GUYANA	0	16,848	--	0	26,780	100.00
TRINIDAD AND TOBAGO	87,464	38,756	-55.69	92,900	60,420	-53.76
JAMAICA	300,000	300,000	0.00	132,000	129,000	-2.33
DOMINICAN REPUBLIC	37,037	25,211	-31.93	34,707	22,900	-51.56
COSTA RICA	25,229	0	-100.00	21,900	0	--
HAITI	852,385	768,515	-9.84	1,047,967	690,376	-51.80
BARBADOS	8,251	7,832	-5.08	11,372	10,949	-3.86
BERMUDA	0	7	--	0	66	100.00
CAPE VERDE	19,800	31,387	58.52	16,830	22,426	24.95
FRENCH POLYNESIA	0	8,259	--	0	5,850	100.00
NETHERLANDS ANTILLES	25,229	66,711	164.42	21,900	43,402	49.54
GUADELOUPE	16	0	-100.00	83	0	--
UNITED KINGDOM	108,081	204,547	89.25	103,582	276,005	62.47
NETHERLANDS	197,717	223,274	12.93	260,002	310,801	16.34
FRANCE	269,844	76,586	-71.62	172,121	56,258	-205.95
GERMANY, FED. REP. OF	9,755	67,948	596.55	11,439	62,357	81.66
BELGIUM	223,461	181,727	-18.68	214,966	133,116	-61.49
SWITZERLAND	319	0	-100.00	1,595	0	--
DENMARK	0	5	--	0	31	100.00
SWEDEN	0	12,482	--	0	11,367	100.00
IRELAND	0	24	--	0	48	100.00
ITALY	152,307	198,178	30.12	102,005	131,845	22.63
SPAIN	42,000	66,079	57.33	67,969	96,171	29.32
PORTUGAL	68	90,088	132,382.35	100	78,582	99.87
GREECE	21,750	50,642	132.84	37,990	59,726	36.39
CZECHOSLOVAKIA	1,203,658	409,412	-65.99	1,098,587	324,883	-238.15
POLAND	141,285	792,000	460.57	72,780	459,343	84.16
ROMANIA	0	2,346	--	0	6,933	100.00
BULGARIA	49,053	14,314	-70.82	46,815	13,353	-250.60
UKRAINE	1,637,324	2,080,000	27.04	758,336	1,141,120	33.54
MALTA	0	9,097	--	0	11,655	100.00
RUSSIA FEDERATION	21,220	101,120	376.53	36,914	82,895	55.47
-BAHAN CELUP ORGANIK SINTETIK	8,469,528	8,702,791	2.75	28,936,151	31,607,011	8.45
JAPAN	727,466	975,694	34.12	2,527,394	3,864,108	34.59
HONG KONG	612,692	500,188	-18.36	1,895,659	1,973,516	3.95
KOREA, REPUBLIC OF	251,908	491,966	95.30	762,900	1,435,701	46.86
TAIWAN	526,188	391,589	-25.58	2,215,867	1,521,530	-45.63
CHINA	1,430,879	1,493,559	4.38	3,098,468	2,700,441	-14.74
THAILAND	139,081	162,332	16.72	422,890	309,759	-36.52
SINGAPORE	1,503,086	1,459,262	-2.92	7,383,210	7,652,818	3.52
PHILIPPINES	7,790	12,078	55.04	28,929	49,914	42.04
MALAYSIA	52,689	52,998	0.59	159,331	122,790	-29.76
CAMBODIA	21,194	0	-100.00	123,193	0	--
VIET NAM	74,199	47,944	-35.38	230,222	231,720	0.65
INDIA	12,249	653	-94.67	51,643	7,844	-558.38
PAKISTAN	8,208	23,998	192.37	30,671	68,600	55.29
BANGLADESH	253,418	181,246	-28.48	606,558	412,172	-47.16
SRI LANKA	6,499	15,770	142.65	33,892	84,051	59.68
IRAN (ISLAMIC REPUBLIC OF)	10,000	16,000	60.00	12,300	35,873	65.71
SAUDI ARABIA	0	14,923	--	0	12,344	100.00
TURKEY	205,675	365,777	77.84	766,024	1,576,333	51.40
UNITED ARAB EMIRATES	1,000	0	-100.00	3,672	0	--
EGYPT	800	0	-100.00	9,040	0	--
TANZANIA, UNITED REPUBLIC OF	18,601	0	-100.00	27,782	0	--
NIGERIA	12,167	1,869	-84.64	23,800	4,000	-495.00
SOUTH AFRICA	12,160	4,920	-59.54	42,172	29,248	-44.19
AUSTRALIA	10,158	11,053	8.81	45,681	45,794	0.25
NEW ZEALAND	0	449	--	0	6,805	100.00
NEW CALEDONIA	40,000	0	-100.00	48,548	0	--
FIJI	0	720	--	0	12,528	100.00
UNITED STATES	1,391,268	1,021,510	-26.58	2,303,765	2,278,169	-1.12
CANADA	90	0	-100.00	230	0	--
MEXICO	141,622	83,639	-40.94	596,209	433,297	-37.60
HONDURAS	0	14,000	--	0	45,641	100.00
CHILE	2,999	2,499	-16.67	9,110	7,570	-20.34
ARGENTINA	18,497	0	-100.00	54,715	0	--
BRAZIL	182,726	105,236	-42.41	1,006,992	576,081	-74.80
COLOMBIA	0	500	--	0	2,850	100.00
PERU	0	500	--	0	2,415	100.00
UNITED KINGDOM	41,390	33,210	-19.76	246,163	156,075	-57.72
NETHERLANDS	7,950	3,004	-62.21	21,802	11,750	-85.55
GERMANY, FED. REP. OF	492,988	636,147	29.04	3,356,904	4,036,465	16.84
BELGIUM	8,496	74,791	780.31	43,810	447,127	90.20
SWITZERLAND	12,000	47,795	298.29	45,840	217,432	78.92
SWEDEN	0	164,500	--	0	125,020	100.00

TABEL 5. PERKEMBANGAN EKSPOR INDONESIA MENURUT KOMODITI DAN NEGARA TUJUAN

JENIS BARANG	BERAT BERSIH (KG)		PERUB	NILAI FOB (US \$)		PERUB
	JAN-MAR 2006	JAN-MAR 2007	%	JAN-MAR 2006	JAN-MAR 2007	%
(1)	(2)	(3)	(4)	(5)	(6)	(7)
ITALY	51,640	50,455	-2.29	184,942	145,629	-27.00
SPAIN	135,513	213,048	57.22	430,815	857,423	49.75
POLAND	44,242	25,619	-42.09	85,008	99,822	14.84
ROMANIA	0	1,350	--	0	6,356	100.00
-PREPARAT PEMBASMI KUMAN, DLL	11,569,446	77,583,616	570.59	25,342,422	37,115,418	31.72
JAPAN	1,609,211	1,694,770	5.32	3,246,423	2,331,714	-39.23
HONG KONG	38,234	21,059	-44.92	83,695	51,643	-62.06
KOREA, REPUBLIC OF	281,856	177,553	-37.01	742,118	542,988	-36.67
TAIWAN	330,721	259,915	-21.41	539,092	615,840	12.46
CHINA	336,185	65,712,492	19,446.53	2,246,252	8,565,050	73.77
PAPUA NEW GUINEA	50,874	96,061	88.82	40,260	68,998	41.65
THAILAND	1,433,708	1,720,793	20.02	2,874,775	2,917,577	1.47
SINGAPORE	785,800	1,136,274	44.60	1,164,031	2,749,496	57.66
PHILIPPINES	524,443	660,549	25.95	1,221,164	1,036,226	-17.85
MALAYSIA	1,142,424	937,905	-17.90	2,950,599	1,978,645	-49.12
MYANMAR (FORM. BURMA)	30,720	92,160	200.00	19,046	58,521	67.45
BRUNEI DARUSSALAM	387	67	-82.69	760	411	-84.91
VIET NAM	402,780	201,146	-50.06	1,405,934	1,014,941	-38.52
MALDIVES	14,036	20,710	47.55	23,454	32,635	28.13
INDIA	148,299	21,113	-85.76	108,891	18,286	-495.49
PAKISTAN	765,843	736,947	-3.77	867,676	568,970	-52.50
BANGLADESH	125,477	183,597	46.32	257,729	436,073	40.90
SRI LANKA	615	49,069	7,878.70	2,315	115,677	98.00
SAUDI ARABIA	2,869	0	-100.00	45,035	0	--
JORDAN	0	1,557	--	0	20,148	100.00
LEBANON	53,879	50,040	-7.13	54,503	56,032	2.73
OMAN	244	0	-100.00	3,992	0	--
UNITED ARAB EMIRATES	55,868	21,600	-61.34	37,686	13,680	-175.48
LIBYAN ARAB JAMAHIRIYA	0	1,846	--	0	5,148	100.00
ALGERIA	20,820	0	-100.00	22,069	0	--
SUDAN	6,754	0	-100.00	37,299	0	--
TANZANIA, UNITED REPUBLIC OF	26,664	20,160	-24.39	15,720	13,968	-12.54
MADAGASCAR	299,836	0	-100.00	190,393	0	--
KENYA	133,366	3,926	-97.06	108,999	18,131	-501.17
REUNION	45,749	20,260	-55.71	21,354	13,536	-57.76
MOZAMBIQUE	41,760	0	-100.00	27,734	0	--
EQUATORIAL GUINEA	4,130	0	-100.00	11,381	0	--
TOGO	62,533	62,093	-0.70	43,586	52,643	17.20
GHANA	61,823	58,328	-5.65	43,682	50,301	13.16
GUINEA	21,600	0	-100.00	11,344	0	--
CONGO	21,300	0	-100.00	13,968	0	--
CAMEROON	190	0	-100.00	140	0	--
COTE D'IVOIRE	83,850	52,020	-37.96	69,181	38,709	-78.72
BENIN	0	2,665	--	0	9,744	100.00
GAMBIA	0	23,004	--	0	64,056	100.00
UGANDA	0	108,000	--	0	69,840	100.00
NIGER	20,160	0	-100.00	12,816	0	--
SOUTH AFRICA	167,983	229,781	36.79	179,755	237,810	24.41
ZIMBABWE	20,798	0	-100.00	22,570	0	--
MALAWI	40,320	0	-100.00	26,496	0	--
MAURITIUS	186,584	98,572	-47.17	156,805	132,079	-18.72
VIRGIN ISLANDS (BRITISH)	189	0	-100.00	2,924	0	--
AUSTRALIA	91,719	55,315	-39.69	86,678	47,614	-82.04
NEW ZEALAND	0	10,625	--	0	374,480	100.00
GUAM	2,250	0	-100.00	5,868	0	--
NEW CALEDONIA	15,885	0	-100.00	31,260	0	--
VANUATU	49	37	-24.49	91	120	24.17
WALLIS AND FUTUNA ISLANDS	0	1,179	--	0	2,834	100.00
AMERICAN SAMOA	14,550	0	-100.00	28,286	0	--
COOK ISLANDS	4,351	0	-100.00	4,181	0	--
FIJI	62,491	42,006	-32.78	53,615	43,278	-23.89
SAMOA	42,350	72,147	70.36	36,575	57,034	35.87
TONGA	212	3,320	1,466.04	423	2,680	84.22
EAST TIMOR	2,114	0	-100.00	968	0	--
UNITED STATES	17,440	635,648	3,544.77	1,218,118	1,129,745	-7.82
MEXICO	538,768	1,014,563	88.31	654,447	1,282,700	48.98
GUATEMALA	99,065	125,750	26.94	87,084	103,463	15.83
HONDURAS	455,698	0	-100.00	372,161	0	--
NICARAGUA	118,878	59,178	-50.22	95,522	48,840	-95.58
PANAMA	20,250	0	-100.00	16,407	0	--
CUBA	0	18,270	--	0	16,443	100.00
SURINAME	1,246	571	-54.17	21,248	6,374	-233.35
ARGENTINA	22,600	0	-100.00	15,510	0	--
PERU	8,595	7,707	-10.33	98,594	16,644	-492.37
TRINIDAD AND TOBAGO	27,228	27,040	-0.69	26,393	23,963	-10.14
JAMAICA	51,453	75,244	46.24	82,422	102,463	19.56
DOMINICAN REPUBLIC	0	72,328	--	0	65,324	100.00

TABEL 5. PERKEMBANGAN EKSPOR INDONESIA MENURUT KOMODITI DAN NEGARA TUJUAN

JENIS BARANG	BERAT BERSIH (KG)		PERUB	NILAI FOB (US \$)		PERUB
	JAN-MAR 2006	JAN-MAR 2007	%	JAN-MAR 2006	JAN-MAR 2007	%
(1)	(2)	(3)	(4)	(5)	(6)	(7)
EL SALVADOR	138,691	66,410	-52.12	115,146	64,100	-79.63
COSTA RICA	16,643	0	-100.00	15,093	0	--
HAITI	152,606	285,995	87.41	108,529	203,332	46.62
BARBADOS	18,082	9,041	-50.00	20,410	8,150	-150.43
FRENCH POLYNESIA	5,159	35,729	592.56	4,051	26,487	84.71
GUADELOUPE	0	8,030	--	0	11,188	100.00
UNITED KINGDOM	28	0	-100.00	180	0	--
NETHERLANDS	0	14,642	--	0	7,216	100.00
FRANCE	0	31,096	--	0	65,782	100.00
GERMANY, FED. REP. OF	12	1	-91.67	40	2	-1,900.00
SWITZERLAND	122	2,000	1,539.34	4,500	10,800	58.33
DENMARK	61	0	-100.00	96	0	--
NORWAY	7	0	-100.00	32	0	--
SWEDEN	21	0	-100.00	80	0	--
FINLAND	0	80,268	--	0	111,909	100.00
IRELAND	84	0	-100.00	40	0	--
ITALY	119,307	281,684	136.10	3,047,405	9,282,752	67.17
SPAIN	7	0	-100.00	20	0	--
GREECE	39,534	51,600	30.52	43,513	86,937	49.95
CZECHOSLOVAKIA	20,160	20,160	0.00	13,536	13,248	-2.17
LATVIA	60,848	0	-100.00	80,254	0	--
-DAMAR TIRUAN, BAHAN PLASTIK	300,209,054	271,812,404	-9.46	406,068,909	426,424,647	4.77
JAPAN	55,625,678	56,164,350	0.97	84,350,489	95,176,453	11.37
HONG KONG	17,492,944	13,371,258	-23.56	12,695,955	19,091,629	33.50
KOREA, DEMOCRATIC PEOPLE'S REPL	12,870	0	-100.00	32,256	0	--
KOREA, REPUBLIC OF	4,633,663	2,402,348	-48.15	6,014,845	5,195,030	-15.78
TAIWAN	4,402,313	3,737,560	-15.10	7,771,300	7,438,726	-4.47
CHINA	28,064,681	22,633,338	-19.35	24,093,726	20,456,255	-17.78
MACAU	0	22,000	--	0	13,737	100.00
PAPUA NEW GUINEA	188,192	145,319	-22.78	437,264	247,714	-76.52
THAILAND	4,018,874	4,863,345	21.01	11,964,825	12,622,814	5.21
SINGAPORE	19,501,565	18,951,218	-2.82	28,155,086	26,954,190	-4.46
PHILIPPINES	5,199,261	5,781,849	11.21	12,190,771	12,398,223	1.67
MALAYSIA	20,486,302	27,605,988	34.75	26,292,320	39,526,012	33.48
MYANMAR (FORM. BURMA)	854,725	1,315,087	53.86	575,654	1,115,123	48.38
CAMBODIA	16,625	24,457	47.11	32,950	50,954	35.33
BRUNEI DARUSSALAM	88,801	122,644	38.11	116,770	123,587	5.52
LAO PEOPLE'S DEMOCRATIC REPUBLI	0	383	--	0	275	100.00
NEPAL	28,541	22,116	-22.51	56,715	46,501	-21.97
VIET NAM	7,356,784	7,505,829	2.03	9,980,398	9,496,748	-5.09
MALDIVES	38,898	36,633	-5.82	57,079	79,830	28.50
INDIA	10,921,604	9,248,914	-15.32	9,568,807	10,213,533	6.31
PAKISTAN	794,431	1,055,043	32.80	1,858,403	2,548,296	27.07
BANGLADESH	5,661,606	5,001,889	-11.65	5,111,601	4,932,663	-3.63
SRI LANKA	2,087,223	1,260,396	-39.61	2,303,295	2,038,238	-13.00
IRAN (ISLAMIC REPUBLIC OF)	57,980	22,089	-61.90	124,943	27,827	-349.00
SAUDI ARABIA	943,619	1,216,885	28.96	2,122,821	3,382,645	37.24
KUWAIT	91,630	184,874	101.76	239,055	423,795	43.59
JORDAN	23,993	18,678	-22.15	52,676	35,658	-47.73
LEBANON	183,030	501,186	173.83	358,096	809,616	55.77
YEMEN	312,992	145,062	-53.65	500,494	263,514	-89.93
OMAN	51,927	17,726	-65.86	98,925	46,176	-114.23
SYRIA ARAB REPUBLIC	111,522	128,315	15.06	192,692	249,111	22.65
TURKEY	12,528,098	9,631,657	-23.12	9,793,934	8,625,103	-13.55
UNITED ARAB EMIRATES	3,406,983	1,542,122	-54.74	5,131,776	3,339,315	-53.68
QATAR	20,521	31,925	55.57	59,289	95,585	37.97
BAHRAIN	29,408	25,337	-13.84	58,585	53,617	-9.27
CYPRUS	13,038	19,374	48.60	26,195	51,239	48.88
EGYPT	1,386,247	2,260,127	63.04	1,533,994	2,371,090	35.30
LIBYAN ARAB JAMAHIRIYA	4,175	44,697	970.59	23,400	131,323	82.18
MOROCCO	28,102	101,927	262.70	25,028	323,307	92.26
TUNISIA	20,850	2,594	-87.56	42,896	7,583	-465.69
SUDAN	105,488	5,390	-94.89	267,543	23,553	-1,035.92
ERITREA	0	2,242	--	0	10,698	100.00
NAMIBIA	10,413	0	-100.00	23,704	0	--
ETHIOPIA	139,840	25,364	-81.86	144,144	70,144	-105.50
TANZANIA, UNITED REPUBLIC OF	439,285	156,251	-64.43	578,292	291,402	-98.45
MADAGASCAR	21,571	99,290	360.29	31,907	139,721	77.16
SOMALIA	0	8,851	--	0	43,500	100.00
KENYA	61,695	12,522	-79.70	203,703	43,388	-369.49
REUNION	58,675	41,625	-29.06	77,860	63,882	-21.88
MOZAMBIQUE	25,108	7,659	-69.50	31,011	13,002	-138.51
TOGO	106,228	151,286	42.42	157,252	250,595	37.25
GHANA	793,154	246,947	-68.87	512,375	383,211	-33.71
LIBERIA	42,020	4,374	-89.59	51,890	5,894	-780.39
GUINEA	1,053,535	160,231	-84.79	1,181,905	197,649	-497.98
CONGO	1,201	0	-100.00	2,071	0	--

TABEL 5. PERKEMBANGAN EKSPOR INDONESIA MENURUT KOMODITI DAN NEGARA TUJUAN

JENIS BARANG	BERAT BERSIH (KG)		PERUB	NILAI FOB (US \$)		PERUB
	JAN-MAR 2006	JAN-MAR 2007	%	JAN-MAR 2006	JAN-MAR 2007	%
	(1)	(2)	(3)	(4)	(5)	(6)
CAMEROON	188,998	102,271	-45.89	157,677	203,563	22.54
NIGERIA	2,361,200	1,004,735	-57.45	3,696,805	3,163,781	-16.85
GABON	18,000	52,272	190.40	10,800	105,846	89.80
COTE D'IVOIRE	11,714	20,180	72.27	53,359	87,511	39.03
SENEGAL	11,991	0	-100.00	33,301	0	--
MAURITANIA	3,877	27,991	621.98	5,465	45,320	87.94
MALI	42,638	18,362	-56.94	28,987	21,951	-32.05
BENIN	46,343	18,665	-59.72	41,771	41,931	0.38
BURKINA FASO	7,573	3,290	-56.56	5,171	2,066	-150.29
GUINEA BISSAU	119,700	0	-100.00	466,830	0	--
SEYCHELLES	6,793	2,435	-64.15	16,513	5,457	-202.60
UGANDA	225	0	-100.00	1,440	0	--
CENTRAL AFRICAN REPUBLIC	5,110	0	-100.00	7,322	0	--
DJIBOUTI	83,853	151,499	80.67	123,351	239,260	48.44
SAO TOME AND PRINCIPE	0	12,452	--	0	23,447	100.00
SOUTH AFRICA	1,063,618	724,074	-31.92	1,453,202	1,328,915	-9.35
ZIMBABWE	9,180	17,549	91.17	9,241	17,014	45.69
ZAMBIA	21,000	13,738	-34.58	26,603	14,729	-80.62
MAURITIUS	865,367	664,482	-23.21	1,016,840	868,699	-17.05
RWANDA	1,710	0	-100.00	4,664	0	--
VIRGIN ISLANDS (BRITISH)	98	0	-100.00	850	0	--
AUSTRALIA	21,097,148	16,830,406	-20.22	26,983,085	23,161,340	-16.50
NEW ZEALAND	3,450,408	3,120,040	-9.57	5,531,541	4,346,666	-27.26
GUAM	232	861	271.12	1,718	1,756	2.16
PALAU	5	0	-100.00	73	0	--
NEW CALEDONIA	29,783	10,946	-63.25	35,991	28,789	-25.02
NORTHERN MARIANA ISLANDS	18	0	-100.00	260	0	--
SAINT VINCENT AND THE GRENADINES	0	1,276	--	0	2,475	100.00
VANUATU	665	701	5.41	1,036	707	-46.53
WALLIS AND FUTUNA ISLANDS	1,010	0	-100.00	417	0	--
COOK ISLANDS	0	4,132	--	0	7,879	100.00
FIJI	125,360	76,360	-39.09	407,715	162,606	-150.74
KIRIBATI	0	2,668	--	0	4,755	100.00
MARSHALL ISLANDS	139	0	-100.00	340	0	--
SAMOA	6,637	6,708	1.07	162,510	45,654	-255.96
SOLOMON ISLANDS	4,082	0	-100.00	1,941	0	--
CHRISTMAS ISLANDS	0	3,224	--	0	1,820	100.00
EAST TIMOR	844,619	40,361	-95.22	1,291,503	119,458	-981.14
UNITED STATES	37,128,546	32,710,003	-11.90	58,979,392	56,877,421	-3.70
CANADA	694,597	1,106,934	59.36	1,661,283	2,517,336	34.01
MEXICO	222,715	100,786	-54.75	590,568	339,523	-73.94
GUATEMALA	54,056	33,385	-38.24	91,307	112,389	18.76
HONDURAS	23,339	5,449	-76.65	40,766	10,537	-286.88
PANAMA	22,587	11,673	-48.32	59,418	18,269	-225.24
SURINAME	16,253	693	-95.74	102,319	4,026	-2,441.46
CHILE	60,491	8,571	-85.83	102,817	14,370	-615.50
VENEZUELA	10,593	17,868	68.68	50,931	75,322	32.38
ARGENTINA	355,012	240,496	-32.26	413,004	683,838	39.60
BRAZIL	1,622,671	1,176,685	-27.48	1,971,959	3,423,744	42.40
COLOMBIA	101,015	21,247	-78.97	283,567	162,587	-74.41
BOLIVIA	0	85	--	0	2,189	100.00
URUGUAY	31,171	94,198	202.20	41,537	144,114	71.18
PARAGUAY	10,552	527,999	4,903.78	30,535	681,606	95.52
ECUADOR	11,069	0	-100.00	25,083	0	--
PERU	59,845	121,144	102.43	225,722	340,048	33.62
GUYANA	0	13,260	--	0	21,645	100.00
TRINIDAD AND TOBAGO	750	2,000	166.67	2,913	11,900	75.52
BAHAMAS	0	882	--	0	326	100.00
JAMAICA	0	909	--	0	1,367	100.00
PUERTO RICO	24,196	0	-100.00	37,999	0	--
DOMINICAN REPUBLIC	7,492	8,364	11.64	59,046	102,347	42.31
EL SALVADOR	2	22,000	1,099,900.00	21	26,479	99.92
COSTA RICA	8,905	280	-96.86	24,720	889	-2,680.65
BARBADOS	0	217	--	0	285	100.00
ANTIGUA AND BARBUDA	2,815	0	-100.00	20,945	0	--
ARUBA	0	343	--	0	600	100.00
BERMUDA	587	452	-23.00	4,098	4,030	-1.69
CAYMAN ISLANDS	0	22	--	0	1,153	100.00
FRENCH GUIANA	83	4,408	5,210.84	45	42,787	99.89
FRENCH POLYNESIA	1,120	2,804	150.36	2,574	4,427	41.86
MARTINIQUE	1,173	472	-59.76	1,572	1,611	2.42
NETHERLANDS ANTILLES	7,528	3,864	-48.67	5,838	6,475	9.84
GUADELOUPE	1,027	90	-91.24	2,982	211	-1,313.27
SAINT KITTS AND NEVIS	0	19	--	0	265	100.00
UNITED KINGDOM	6,292,304	2,958,320	-52.99	9,254,882	7,629,922	-21.30
NETHERLANDS	2,204,668	2,250,729	2.09	5,318,605	5,628,661	5.51
FRANCE	680,329	918,566	35.02	2,834,533	3,099,056	8.54
GERMANY, FED. REP. OF	813,438	788,063	-3.12	2,115,972	2,438,701	13.23

TABEL 5. PERKEMBANGAN EKSPOR INDONESIA MENURUT KOMODITI DAN NEGARA TUJUAN

JENIS BARANG	BERAT BERSIH (KG)		PERUB	NILAI FOB (US \$)		PERUB
	JAN-MAR 2006	JAN-MAR 2007	%	JAN-MAR 2006	JAN-MAR 2007	%
(1)	(2)	(3)	(4)	(5)	(6)	(7)
AUSTRIA	36,890	361	-99.02	65,236	5,051	-1,191.55
BELGIUM	613,957	1,133,669	84.65	994,088	2,253,675	55.89
SWITZERLAND	802,371	13,718	-98.29	882,099	52,596	-1,577.12
LUXEMBOURG	496	0	-100.00	360	0	--
DENMARK	53,253	119,323	124.07	175,836	304,025	42.16
NORWAY	21,451	24,766	15.45	47,749	47,754	0.01
SWEDEN	49,320	43,993	-10.80	196,551	222,104	11.50
FINLAND	106,756	160,328	50.18	165,580	295,673	44.00
IRELAND	241,815	288,640	19.36	449,226	594,426	24.43
ITALY	351,937	1,051,206	198.69	917,532	1,986,567	53.81
SPAIN	674,516	1,259,083	86.66	1,841,967	4,171,081	55.84
PORTUGAL	1,247,278	699,520	-43.92	1,379,678	1,082,050	-27.51
ICELAND	88,000	176,000	100.00	102,201	230,216	55.61
GREECE	309,713	400,639	29.36	770,878	1,123,461	31.38
CZECHOSLOVAKIA	46,753	1,818	-96.11	78,289	2,486	-3,049.20
HUNGARY	49,862	47,226	-5.29	100,957	141,727	28.77
POLAND	115,750	258,818	123.60	346,954	634,908	45.35
ROMANIA	914,964	83,433	-90.88	1,087,570	143,300	-658.95
BULGARIA	514	21,484	4,079.77	3,134	60,559	94.82
ARMENIA	21,528	0	-100.00	55,195	0	--
UKRAINE	1,051,038	1,422,558	35.35	1,131,368	2,034,725	44.40
LITHUANIA	0	70,400	--	0	126,344	100.00
LATVIA	16,000	17,206	7.54	23,280	32,836	29.10
ESTONIA	0	580	--	0	8,493	100.00
GEORGIA	44,022	0	-100.00	49,267	0	--
CROATIA	2,717	18,422	578.03	11,881	36,729	67.65
MALTA	364	1,196	228.57	4,653	6,905	32.61
SLOVAKIA	1,634	0	-100.00	5,912	0	--
SLOVENIA	1,922	1,018	-47.03	2,630	39,696	93.37
CZECH REPUBLIC	13,593	3,083	-77.32	53,253	9,977	-433.76
RUSSIA FEDERATION	2,882,708	320,387	-88.89	1,881,345	753,758	-149.60
-BAHAN KERTAS	430,853,826	685,850,216	59.18	163,995,689	270,857,252	39.45
JAPAN	16,650,910	32,081,020	92.67	7,358,125	15,100,991	51.27
KOREA, REPUBLIC OF	90,262,478	137,108,899	51.90	33,978,920	51,175,033	33.60
TAIWAN	11,913,398	27,750,726	132.94	4,351,721	15,250,462	71.46
CHINA	209,353,687	307,901,574	47.07	79,408,343	122,346,312	35.10
THAILAND	1,494,937	2,575,361	72.27	627,283	1,165,663	46.19
SINGAPORE	184	307	66.85	378	552	31.52
PHILIPPINES	0	1,237,600	--	0	450,212	100.00
VIET NAM	10,208,567	2,451,684	-75.98	3,486,842	964,457	-261.53
INDIA	21,991,204	41,685,012	89.55	9,343,624	15,151,974	38.33
PAKISTAN	200,000	139,440	-30.28	48,465	46,015	-5.32
BANGLADESH	8,015,636	9,067,173	13.12	2,633,183	3,482,557	24.39
IRAN (ISLAMIC REPUBLIC OF)	440,000	0	-100.00	129,182	0	--
SAUDI ARABIA	4,500,000	0	-100.00	1,419,845	0	--
KUWAIT	3,498,322	1,992,000	-43.06	1,341,974	705,168	-90.31
JORDAN	103,269	2,898,928	2,707.16	439,862	1,364,107	67.75
UNITED ARAB EMIRATES	888,843	7,795,742	777.07	317,143	3,222,793	90.16
ETHIOPIA	0	100,000	--	0	40,473	100.00
REUNION	0	177	--	0	120	100.00
DJIBOUTI	1,140,000	0	-100.00	405,113	0	--
SOUTH AFRICA	0	431	--	0	475	100.00
AUSTRALIA	2	102	5,000.00	11	309	96.44
UNITED STATES	300	23,905,103	7,968,267.67	50	7,888,684	100.00
CANADA	98	0	-100.00	199	0	--
ARGENTINA	500,000	0	-100.00	149,570	0	--
NETHERLANDS	5,014,219	19,342,849	285.76	2,022,417	7,187,737	71.86
FRANCE	19,950,981	21,448,198	7.50	7,645,876	8,532,718	10.39
BELGIUM	0	195	--	0	30	100.00
FINLAND	0	19,920	--	0	7,629	100.00
ITALY	22,238,225	46,347,745	108.41	8,005,579	16,772,613	52.27
SPAIN	0	8	--	0	133	100.00
BULGARIA	2,488,566	0	-100.00	881,984	0	--
RUSSIA FEDERATION	0	22	--	0	35	100.00
-ALAS KAKI (KULIT, KARET DAN KANV	28,282,307	28,516,008	0.83	399,384,006	396,433,581	-0.74
JAPAN	2,349,120	1,866,380	-20.55	28,126,797	23,667,118	-18.84
HONG KONG	215,016	368,637	71.45	3,148,337	4,869,071	35.34
KOREA, REPUBLIC OF	626,967	558,612	-10.90	7,294,351	6,867,030	-6.22
TAIWAN	327,099	370,402	13.24	3,228,774	2,680,521	-20.45
CHINA	316,901	502,491	58.56	5,233,276	7,352,590	28.82
PAPUA NEW GUINEA	16,903	20,548	21.56	159,411	148,033	-7.69
THAILAND	163,639	212,526	29.87	1,856,938	3,253,329	42.92
SINGAPORE	968,147	1,136,252	17.36	11,017,089	12,021,518	8.36
PHILIPPINES	159,518	118,162	-25.93	1,236,475	1,203,708	-2.72
MALAYSIA	350,987	254,909	-27.37	3,554,240	3,600,455	1.28
MYANMAR (FORM. BURMA)	4,146	0	-100.00	9,750	0	--

TABEL 5. PERKEMBANGAN EKSPOR INDONESIA MENURUT KOMODITI DAN NEGARA TUJUAN

JENIS BARANG	BERAT BERSIH (KG)		PERUB	NILAI FOB (US \$)		PERUB
	JAN-MAR 2006	JAN-MAR 2007	%	JAN-MAR 2006	JAN-MAR 2007	%
	(1)	(2)	(3)	(4)	(5)	(6)
BRUNEI DARUSSALAM	10,085	8,864	-12.11	41,391	55,272	25.11
NEPAL	863	263	-69.52	7,638	3,928	-94.45
VIET NAM	52,646	46,320	-12.02	402,946	406,709	0.93
MALDIVES	96,868	83,379	-13.93	146,450	112,564	-30.10
INDIA	63,690	32,281	-49.32	948,901	327,648	-189.61
PAKISTAN	2,190	0	-100.00	21,900	0	--
BANGLADESH	1,112	0	-100.00	1,636	0	--
SRI LANKA	2,437	9,600	293.93	5,012	5,100	1.73
SAUDI ARABIA	61,719	21,358	-65.39	194,908	67,878	-187.14
KUWAIT	7,368	988	-86.59	34,342	21,908	-56.76
JORDAN	1,194	22,494	1,783.92	17,187	29,568	41.87
P. DEM.REP. OF YEMEN	1,823	0	-100.00	45,033	0	--
LEBANON	2,402	1,303	-45.75	39,271	23,261	-68.83
YEMEN	0	7,436	--	0	8,258	100.00
OMAN	36	64	77.78	468	30	-1,460.00
SYRIA ARAB REPUBLIC	0	2,332	--	0	24,981	100.00
TURKEY	111,842	99,828	-10.74	1,539,490	1,243,127	-23.84
UNITED ARAB EMIRATES	117,154	118,247	0.93	1,430,974	1,300,545	-10.03
BAHRAIN	0	13	--	0	10	100.00
CYPRUS	2,963	20,387	588.05	57,436	140,415	59.10
EGYPT	10,382	20,423	96.72	132,723	249,537	46.81
MOROCCO	2,119	0	-100.00	7,608	0	--
ALGERIA	1,747	966	-44.71	4,540	15,021	69.78
SUDAN	0	6	--	0	49	100.00
ERITREA	0	174	--	0	833	100.00
TANZANIA, UNITED REPUBLIC OF	1,976	0	-100.00	2,593	0	--
MADAGASCAR	20,176	36,489	80.85	37,463	28,180	-32.94
KENYA	685	30,093	4,293.14	769	41,779	98.16
REUNION	3,484	5,764	65.44	28,693	33,999	15.61
MOZAMBIQUE	113	15,000	13,174.34	428	11,610	96.31
TOGO	13,360	4,840	-63.77	23,800	7,800	-205.13
GHANA	3,740	7,000	87.17	3,000	11,868	74.72
LIBERIA	59,218	0	-100.00	60,000	0	--
GUINEA	18,083	5,023	-72.22	31,500	5,340	-489.89
ANGOLA	3,130	0	-100.00	4,525	0	--
CONGO	68,000	0	-100.00	102,187	0	--
CAMEROON	2	1	-50.00	43	4	-975.00
GABON	2,330	0	-100.00	3,225	0	--
SENEGAL	0	7,000	--	0	12,362	100.00
MAURITANIA	818	0	-100.00	4,272	0	--
U.S. VIRGIN ISLANDS	0	40	--	0	248	100.00
SEYCHELLES	330	28	-91.52	1,405	2,015	30.27
UGANDA	137	0	-100.00	3	0	--
DJIBOUTI	0	200	--	0	5,226	100.00
SOUTH AFRICA	185,178	283,240	52.96	2,341,126	3,764,278	37.81
MAURITIUS	10,475	13,048	24.56	38,934	35,820	-8.69
VIRGIN ISLANDS (BRITISH)	702	0	-100.00	16,361	0	--
AUSTRALIA	289,336	385,766	33.33	4,401,394	5,955,555	26.10
NEW ZEALAND	49,069	50,132	2.17	776,466	819,860	5.29
GUAM	40	300	650.00	1,342	499	-168.94
NEW CALEDONIA	1,164	4,271	266.92	10,068	17,155	41.31
NORTHERN MARIANA ISLANDS	0	2,010	--	0	19,495	100.00
SAINT VINCENT AND THE GRENADINES	40	377	842.50	294	732	59.84
VANUATU	284	883	210.92	601	1,106	45.66
COOK ISLANDS	0	126	--	0	854	100.00
FIJI	18	1,922	10,577.78	53	29,334	99.82
TONGA	0	672	--	0	829	100.00
EAST TIMOR	14,478	3,029	-79.08	35,023	31,687	-10.53
UNITED STATES	7,953,520	6,678,847	-16.03	121,018,646	100,233,110	-20.74
CANADA	399,496	353,023	-11.63	4,995,773	4,570,020	-9.32
MEXICO	599,779	1,140,496	90.15	5,998,040	10,625,326	43.55
GUATEMALA	0	14	--	0	195	100.00
HONDURAS	0	7,094	--	0	49,476	100.00
PANAMA	215,663	214,922	-0.34	2,920,152	3,126,725	6.61
SURINAME	775	37	-95.23	3,002	536	-460.07
CHILE	99,567	61,737	-37.99	1,597,504	909,468	-75.65
VENEZUELA	534	4,053	658.99	6,105	75,040	91.86
ARGENTINA	109,555	46,445	-57.61	1,519,929	608,614	-149.74
BRAZIL	69,958	132,957	90.05	978,659	1,892,827	48.30
COLOMBIA	8,797	29,250	232.50	149,333	393,072	62.01
URUGUAY	11,846	6,878	-41.94	191,680	105,494	-81.70
PARAGUAY	0	10,048	--	0	120,963	100.00
ECUADOR	25,323	22,485	-11.21	352,001	308,522	-14.09
PERU	11,636	26,442	127.24	224,668	300,846	25.32
BAHAMAS	48	0	-100.00	982	0	--
JAMAICA	0	36	--	0	740	100.00
PUERTO RICO	816	890	9.07	9,164	5,816	-57.57
BELIZE	0	42	--	0	57	100.00

TABEL 5. PERKEMBANGAN EKSPOR INDONESIA MENURUT KOMODITI DAN NEGARA TUJUAN

JENIS BARANG	BERAT BERSIH (KG)		PERUB	NILAI FOB (US \$)		PERUB
	JAN-MAR 2006	JAN-MAR 2007	%	JAN-MAR 2006	JAN-MAR 2007	%
(1)	(2)	(3)	(4)	(5)	(6)	(7)
DOMINICAN REPUBLIC	1,486	751	-49.46	19,512	1,392	-1,301.72
EL SALVADOR	56	11,776	20,928.57	1,067	49,125	97.83
COSTA RICA	121	13,225	10,829.75	267	159,356	99.83
BERMUDA	424	142	-66.51	2,962	1,267	-133.78
CAYMAN ISLANDS	0	120	--	0	10,272	100.00
FRENCH POLYNESIA	1,256	5,681	352.31	5,307	13,559	60.86
MARTINIQUE	327	0	-100.00	1,051	0	--
NETHERLANDS ANTILLES	1,266	412	-67.46	19,702	10,244	-92.33
GUADELOUPE	0	91	--	0	220	100.00
SAINT KITTS AND NEVIS	75	0	-100.00	133	0	--
UNITED KINGDOM	2,973,951	2,818,803	-5.22	39,520,209	35,183,065	-12.33
NETHERLANDS	1,800,769	1,629,700	-9.50	27,449,127	23,076,883	-18.95
FRANCE	516,152	674,239	30.63	7,468,587	8,672,304	13.88
GERMANY, FED. REP. OF	1,700,327	2,145,256	26.17	29,230,923	37,272,282	21.57
AUSTRIA	23,363	12,497	-46.51	269,829	140,343	-92.26
BELGIUM	1,561,176	2,334,306	49.52	25,939,278	35,240,315	26.39
SWITZERLAND	29,646	27,494	-7.26	361,054	316,238	-14.17
DENMARK	143,067	305,757	113.72	2,352,902	7,666,312	69.31
NORWAY	40,220	42,507	5.69	658,204	586,105	-12.30
SWEDEN	257,218	48,844	-81.01	4,351,491	712,556	-510.69
FINLAND	17,209	18,764	9.04	286,460	276,659	-3.54
IRELAND	71,589	45,205	-36.85	785,909	722,837	-8.73
ITALY	1,535,255	1,721,263	12.12	17,928,863	22,131,992	18.99
SPAIN	753,690	507,389	-32.68	8,610,112	5,727,216	-50.34
PORTUGAL	75,822	75,392	-0.57	2,427,244	2,214,056	-9.63
GREECE	103,547	79,542	-23.18	1,260,240	944,411	-33.44
HUNGARY	7,111	15,636	119.88	111,745	142,858	21.78
POLAND	30,791	21,734	-29.41	416,739	252,265	-65.20
ROMANIA	2,443	1,328	-45.64	42,204	10,712	-293.99
BULGARIA	6,258	9,139	46.04	55,585	50,305	-10.50
YUGOSLAVIA	5,004	5,199	3.90	34,232	79,186	56.77
UKRAINE	5,584	16,201	190.13	86,016	216,625	60.29
LITHUANIA	0	1,396	--	0	32,463	100.00
LATVIA	1,966	5,442	176.81	56,291	63,796	11.76
ESTONIA	432	36,941	8,451.16	5,256	1,059,690	99.50
CROATIA	7,609	25,681	237.51	111,217	180,066	38.24
MALTA	0	1,051	--	0	22,782	100.00
SLOVAKIA	221,989	190,346	-14.25	10,483,566	7,166,514	-46.29
SLOVENIA	7,138	14,493	103.04	105,210	135,220	22.19
CZECH REPUBLIC	10,453	38,835	271.52	187,036	549,184	65.94
RUSSIA FEDERATION	64,755	114,835	77.34	901,978	1,478,409	38.99
-PRODUK KERAMIK	140,490,749	124,659,370	-11.27	69,863,622	66,621,618	-4.87
JAPAN	2,415,029	2,227,123	-7.78	6,698,138	6,298,633	-6.34
HONG KONG	120,376	151,782	26.09	398,453	299,261	-33.15
KOREA, REPUBLIC OF	8,498,810	13,596,489	59.98	4,306,749	5,261,336	18.14
TAIWAN	9,268,145	11,510,835	24.20	2,706,718	3,670,889	26.27
CHINA	118,874	249,513	109.90	183,966	540,886	65.99
MACAU	0	3,572	--	0	45,328	100.00
PAPUA NEW GUINEA	65,222	122,990	88.57	12,019	36,079	66.69
THAILAND	8,126,974	6,884,808	-15.28	2,144,852	2,124,349	-0.97
SINGAPORE	1,350,101	1,335,979	-1.05	1,055,331	1,132,162	6.79
PHILIPPINES	2,004,922	1,771,819	-11.63	583,660	592,607	1.51
MALAYSIA	11,477,462	12,469,473	8.64	2,355,088	2,195,394	-7.27
MYANMAR (FORM. BURMA)	303,526	411,650	35.62	48,592	59,529	18.37
CAMBODIA	417,569	432,826	3.65	82,109	100,110	17.98
BRUNEI DARUSSALAM	303,080	622,586	105.42	105,163	127,697	17.65
LAO PEOPLE'S DEMOCRATIC REPUBLI	111,844	245	-99.78	38,369	1,454	-2,538.86
VIET NAM	244,311	280,345	14.75	72,187	121,970	40.82
MALDIVES	102,248	272,797	166.80	80,649	126,490	36.24
INDIA	374,457	239,973	-35.91	477,253	654,957	27.13
PAKISTAN	1,880,155	2,924,858	55.56	336,897	550,831	38.84
BANGLADESH	108,679	17,094	-84.27	100,604	70,098	-43.52
SRI LANKA	3,282,122	3,553,305	8.26	652,881	690,701	5.48
AFGHANISTAN	24,320	0	-100.00	21,615	0	--
IRAN (ISLAMIC REPUBLIC OF)	187	17,544	9,281.82	1,288	3,334	61.37
SAUDI ARABIA	8,068,839	8,350,708	3.49	1,208,549	1,403,583	13.90
KUWAIT	282,296	756,228	167.88	79,551	127,286	37.50
JORDAN	105,638	383,400	262.94	26,837	58,277	53.95
LEBANON	1,669	296	-82.26	2,443	72	-3,293.06
YEMEN	52,243	295,566	465.75	28,753	68,081	57.77
OMAN	15	990	6,500.00	438	13,312	96.71
SYRIA ARAB REPUBLIC	0	28	--	0	422	100.00
TURKEY	1,679,487	1,809,059	7.71	673,007	1,132,186	40.56
UNITED ARAB EMIRATES	1,199,943	1,411,105	17.60	920,672	1,037,113	11.23
QATAR	353,785	738,497	108.74	246,986	242,070	-2.03
BAHRAIN	353,050	134,742	-61.83	104,430	36,032	-189.83
CYPRUS	9,654	46,747	384.22	2,612	14,058	81.42

TABEL 5. PERKEMBANGAN EKSPOR INDONESIA MENURUT KOMODITI DAN NEGARA TUJUAN

JENIS BARANG	BERAT BERSIH (KG)		PERUB	NILAI FOB (US \$)		PERUB
	JAN-MAR 2006	JAN-MAR 2007	%	JAN-MAR 2006	JAN-MAR 2007	%
(1)	(2)	(3)	(4)	(5)	(6)	(7)
EGYPT	274,097	207,923	-24.14	165,620	112,060	-47.80
MOROCCO	2,596	16,686	542.76	4,626	6,630	30.23
TUNISIA	3,427	1,505	-56.08	4,640	4,002	-15.94
SUDAN	1,100	0	-100.00	250	0	--
ETHIOPIA	50	0	-100.00	390	0	--
TANZANIA, UNITED REPUBLIC OF	156	0	-100.00	601	0	--
MADAGASCAR	279	122	-56.27	155	107	-44.86
KENYA	26,208	74,038	182.50	4,583	12,716	63.96
REUNION	530,942	425,452	-19.87	99,108	99,664	0.56
MOZAMBIQUE	42,122	4,641	-88.98	7,493	10,057	25.49
BOTSWANA	0	40,560	--	0	7,660	100.00
GUINEA	265	0	-100.00	721	0	--
ANGOLA	104,822	576,783	450.25	17,552	134,069	86.91
CONGO	0	154	--	0	100	100.00
NIGERIA	116,848	24,443	-79.08	43,255	13,440	-221.84
GABON	5,168	48	-99.07	7,242	45	-15,993.33
COTE D'IVOIRE	0	69	--	0	72	100.00
SENEGAL	4,079	50	-98.77	5,075	20	-25,275.00
BENIN	174	0	-100.00	1,260	0	--
SEYCHELLES	2,403	2,777	15.56	7,884	3,953	-99.44
UGANDA	183	569	210.93	4	975	99.59
SOUTH AFRICA	2,210,969	2,341,564	5.91	3,175,266	5,788,762	45.15
MAURITIUS	928,540	822,290	-11.44	172,618	172,833	0.12
AUSTRALIA	10,143,154	10,110,684	-0.32	3,760,573	3,872,086	2.88
NEW ZEALAND	693,032	635,877	-8.25	323,763	267,934	-20.84
GUAM	90,734	7,836	-91.36	30,785	7,877	-290.82
PALAU	72	0	-100.00	273	0	--
NEW CALEDONIA	3,135	3,406	8.64	6,001	1,957	-206.64
NORTHERN MARIANA ISLANDS	2,633	0	-100.00	4,561	0	--
SAINT VINCENT AND THE GRENADINES	80	0	-100.00	777	0	--
VANUATU	190,444	59,049	-68.99	70,256	31,798	-120.94
WALLIS AND FUTUNA ISLANDS	0	292	--	0	564	100.00
COOK ISLANDS	17,766	1,500	-91.56	4,641	1,612	-187.90
FIJI	344,322	131,628	-61.77	104,380	51,916	-101.06
MARSHALL ISLANDS	3,758	0	-100.00	708	0	--
SAMOA	0	44,358	--	0	10,128	100.00
TONGA	18,531	288	-98.45	5,477	355	-1,442.82
EAST TIMOR	521,422	2,990	-99.43	121,381	3,501	-3,367.04
UNITED STATES	41,511,007	17,760,204	-57.22	21,083,502	13,117,306	-60.73
CANADA	3,479,091	1,869,236	-46.27	1,800,577	1,174,106	-53.36
MEXICO	223,227	49,458	-77.84	274,123	153,873	-78.15
GUATEMALA	232,150	114,156	-50.83	45,155	27,622	-63.47
HONDURAS	0	10	--	0	15	100.00
PANAMA	201,057	92,204	-54.14	42,322	21,114	-100.45
SURINAME	0	54	--	0	318	100.00
CHILE	282,173	117,835	-58.24	98,698	48,315	-104.28
VENEZUELA	7,819	8	-99.90	15,553	38	-40,828.95
ARGENTINA	19,655	28,827	46.66	12,099	18,309	33.92
BRAZIL	1,902	1,448	-23.87	3,268	2,240	-45.89
COLOMBIA	3,861	43,112	1,016.60	3,507	66,876	94.76
BOLIVIA	0	24,486	--	0	6,167	100.00
ECUADOR	24,147	0	-100.00	6,670	0	--
PERU	23,729	0	-100.00	7,808	0	--
TRINIDAD AND TOBAGO	49,110	49,808	1.42	16,152	12,798	-26.21
BAHAMAS	4,546	5,720	25.82	54,275	41,505	-30.77
JAMAICA	453,234	272,048	-39.98	94,372	70,545	-33.78
PUERTO RICO	225,560	156,481	-30.63	102,026	76,561	-33.26
BELIZE	35	0	-100.00	209	0	--
DOMINICAN REPUBLIC	639	4,920	669.95	382	3,414	88.81
EL SALVADOR	171	0	-100.00	350	0	--
COSTA RICA	5,045	2,663	-47.22	4,357	1,717	-153.76
BARBADOS	11	0	-100.00	10	0	--
ANGUILLA	0	316	--	0	1,317	100.00
ARUBA	7,574	160	-97.89	14,826	245	-5,951.43
BERMUDA	223	196	-12.11	1,558	1,747	10.82
CAYMAN ISLANDS	0	29	--	0	8	100.00
FRENCH GUIANA	1,007	786	-21.95	541	1,591	66.00
FRENCH POLYNESIA	42,575	6,427	-84.90	91,422	7,833	-1,067.14
GRENADA	25,212	500	-98.02	6,258	52	-11,934.62
MARTINIQUE	867	876	1.04	1,742	921	-89.14
NETHERLANDS ANTILLES	538	175	-67.47	877	503	-74.35
NORFOLK ISLANDS	509	0	-100.00	706	0	--
SAINT LUCIA	24,370	0	-100.00	5,193	0	--
TURKS AND CAICOS ISLANDS	4,469	0	-100.00	1,283	0	--
GUADELOUPE	1,373	683	-50.25	1,681	1,470	-14.35
UNITED KINGDOM	1,830,062	2,076,689	13.48	3,138,987	3,353,861	6.41
NETHERLANDS	650,305	648,935	-0.21	442,829	523,772	15.45
FRANCE	889,493	576,831	-35.15	948,808	1,220,393	22.25

TABEL 5. PERKEMBANGAN EKSPOR INDONESIA MENURUT KOMODITI DAN NEGARA TUJUAN

JENIS BARANG	BERAT BERSIH (KG)		PERUB	NILAI FOB (US \$)		PERUB
	JAN-MAR 2006	JAN-MAR 2007	%	JAN-MAR 2006	JAN-MAR 2007	%
(1)	(2)	(3)	(4)	(5)	(6)	(7)
GERMANY, FED. REP. OF	397,345	159,695	-59.81	677,693	508,474	-33.28
AUSTRIA	1,000	2,351	135.10	10,060	4,420	-127.60
BELGIUM	543,614	1,459,845	168.54	792,779	794,249	0.19
SWITZERLAND	45,621	121,883	167.16	133,794	160,626	16.70
DENMARK	90,257	23,931	-73.49	49,090	33,516	-46.47
NORWAY	613,876	1,195,234	94.70	218,889	275,611	20.58
SWEDEN	361,930	591,480	63.42	133,221	219,210	39.23
FINLAND	61,358	33,243	-45.82	457,527	292,029	-56.67
IRELAND	112,102	164,406	46.66	161,842	222,708	27.33
ITALY	4,178,656	5,538,091	32.53	2,923,821	2,875,173	-1.69
SPAIN	333,341	716,425	114.92	514,238	1,049,154	50.99
PORTUGAL	38,055	2,820	-92.59	55,839	2,779	-1,909.32
GREECE	1,308,406	1,292,875	-1.19	278,360	283,651	1.87
HUNGARY	3,233	3,021	-6.56	4,759	9,669	50.78
POLAND	8,977	3,391	-62.23	9,110	4,081	-123.23
ROMANIA	38,017	1,830	-95.19	97,182	3,600	-2,599.50
BULGARIA	1,076	1,054	-2.04	775	7,738	89.98
YUGOSLAVIA	21,187	296	-98.60	4,553	464	-881.25
KAZAKHSTAN	3	237	7,800.00	67	333	79.88
UKRAINE	1,664,889	178,547	-89.28	539,123	87,032	-519.45
LITHUANIA	199	0	-100.00	915	0	--
LATVIA	11,165	0	-100.00	24,020	0	--
ESTONIA	101,758	0	-100.00	20,891	0	--
GEORGIA	47	1,250	2,559.57	226	9,300	97.57
CROATIA	1,589	5,226	228.89	4,145	26,705	84.48
MALTA	42,315	128,955	204.75	12,662	25,935	51.18
SLOVAKIA	153,824	3,860	-97.49	57,011	2,333	-2,343.68
SLOVENIA	6,690	19	-99.72	26,229	11	-238,345.45
CZECH REPUBLIC	5,177	5,276	1.91	2,069	33,518	93.83
RUSSIA FEDERATION	1,129,753	556,294	-50.76	421,828	279,267	-51.05
-EMAS BATANGAN	9,996	9,381	-6.15	137,201,973	191,644,027	28.41
JAPAN	1,704	0	-100.00	224,189	0	--
HONG KONG	0	535	--	0	11,154,615	100.00
SINGAPORE	3,444	5,028	45.99	59,760,464	105,330,461	43.26
MALAYSIA	912	203	-77.74	16,442,363	4,258,257	-286.13
AUSTRALIA	2,572	3,446	33.98	44,892,118	67,343,724	33.34
SWITZERLAND	1,364	169	-87.61	15,882,839	3,556,970	-346.53
-PESAWAT UDARA DAN BAGIANNYA	1,604,287	739,475	-53.91	87,703,066	38,002,925	-130.78
JAPAN	1,831	4,556	148.83	639,903	1,276,392	49.87
HONG KONG	1,413	4,026	184.93	310,092	506,572	38.79
KOREA, REPUBLIC OF	591	1,497	153.30	263,235	167,200	-57.44
TAIWAN	3	561	18,600.00	100	1,624	93.84
CHINA	157,775	7,609	-95.18	1,147,135	838,705	-36.77
PAPUA NEW GUINEA	1,288	0	-100.00	51,500	0	--
THAILAND	28,443	86,820	205.24	818,462	3,170,238	74.18
SINGAPORE	180,386	56,640	-68.60	20,940,639	4,954,151	-322.69
PHILIPPINES	568	169	-70.25	455,133	2,627	-17,225.20
MALAYSIA	94,875	40,353	-57.47	40,067,661	5,386,261	-643.89
CAMBODIA	0	601	--	0	30,000	100.00
BRUNEI DARUSSALAM	152	291	91.45	29,731	11,902	-149.80
VIET NAM	21,370	0	-100.00	501,150	0	--
INDIA	7,600	4,602	-39.45	500,000	517,500	3.38
PAKISTAN	698	201	-71.20	70,662	631,989	88.82
BANGLADESH	0	69	--	0	200	100.00
SRI LANKA	45	1	-97.78	100	344	70.93
IRAN (ISLAMIC REPUBLIC OF)	874	0	-100.00	30,000	0	--
SAUDI ARABIA	25	661	2,544.00	1	474	99.79
JORDAN	125	33	-73.60	5,000	4,000	-25.00
YEMEN	0	20	--	0	900	100.00
OMAN	0	10	--	0	9,358	100.00
TURKEY	11	152	1,281.82	118,317	48,807	-142.42
UNITED ARAB EMIRATES	137,293	156,579	14.05	811,902	1,058,888	23.33
LIBYAN ARAB JAMAHIRIYA	150,000	0	-100.00	2,000,000	0	--
MADAGASCAR	0	3,695	--	0	1,856	100.00
KENYA	87	1,317	1,413.79	2,900	43,000	93.26
REUNION	0	832	--	0	4,518	100.00
CENTRAL AFRICAN REPUBLIC	0	42	--	0	2,000	100.00
SOUTH AFRICA	100,024	3,179	-96.82	1,003,000	16,433	-6,003.57
AUSTRALIA	216,383	14,756	-93.18	2,099,361	1,078,140	-94.72
NEW ZEALAND	25	3,505	13,920.00	371	1,032,348	99.96
UNITED STATES	257,394	20,105	-92.19	4,573,834	2,281,312	-100.49
CANADA	184	25	-86.41	54,800	9,050	-505.52
UNITED KINGDOM	160,269	236,177	47.36	5,871,485	5,888,499	0.29
NETHERLANDS	11,851	4,809	-59.42	267,192	176,391	-51.48
FRANCE	9,619	31,890	231.53	847,092	528,388	-60.32
GERMANY, FED. REP. OF	22,172	28,857	30.15	1,751,422	3,576,105	51.02

TABEL 5. PERKEMBANGAN EKSPOR INDONESIA MENURUT KOMODITI DAN NEGARA TUJUAN

JENIS BARANG	BERAT BERSIH (KG)		PERUB	NILAI FOB (US \$)		PERUB
	JAN-MAR 2006	JAN-MAR 2007	%	JAN-MAR 2006	JAN-MAR 2007	%
(1)	(2)	(3)	(4)	(5)	(6)	(7)
BELGIUM	25	11,625	46,400.00	33,900	559,915	93.95
SWITZERLAND	1,924	2,052	6.65	67,763	146,993	53.90
DENMARK	298	1,052	253.02	27,396	55,417	50.56
NORWAY	4,620	3,750	-18.83	502,500	500,000	-0.50
SWEDEN	0	19	--	0	9	100.00
IRELAND	0	243	--	0	38,250	100.00
ITALY	689	102	-85.20	41,191	42,898	3.98
SPAIN	2,005	1,892	-5.64	1,297,366	1,003,271	-29.31
POLAND	102	0	-100.00	770	0	--
RUSSIA FEDERATION	31,250	4,100	-86.88	500,000	2,400,000	79.17
-KAPAL LAUT DAN SEJENISNYA	60,964,014	62,343,704	2.26	55,274,891	226,747,869	75.62
JAPAN	41,864	638,000	1,423.98	27,979	3,184,455	99.12
KOREA, REPUBLIC OF	23,401	2,580	-88.97	30,000	63,600	52.83
CHINA	16,738,094	0	-100.00	2,506,362	0	--
THAILAND	6,206,413	191,980	-96.91	4,873,675	1,868,642	-160.81
SINGAPORE	32,558,279	35,775,592	9.88	42,031,968	49,954,931	15.86
MALAYSIA	971,451	6,297,613	548.27	1,457,270	2,339,323	37.71
INDIA	398,660	676,453	69.68	1,316,779	7,019,800	81.24
SAUDI ARABIA	3,930	4,151,518	105,536.59	11,640	1,780,549	99.35
KUWAIT	984	907,430	92,118.50	29,700	949,977	96.87
UNITED ARAB EMIRATES	2,919,219	11	-100.00	2,575,219	1,400	-183,844.21
MAURITIUS	5,301	0	-100.00	5,721	0	--
AUSTRALIA	55,000	7,233,027	13,050.96	50,300	135,663,592	99.96
SOLOMON ISLANDS	15,257	0	-100.00	18,478	0	--
UNITED STATES	68,172	0	-100.00	14,880	0	--
JAMAICA	0	411,000	--	0	7,500,000	100.00
UNITED KINGDOM	2,604	0	-100.00	65,789	0	--
NETHERLANDS	22,000	0	-100.00	78,822	0	--
FRANCE	1,950	34,500	1,669.23	27,000	21,600	-25.00
DENMARK	11	0	-100.00	1,000	0	--
FINLAND	424	0	-100.00	217	0	--
ITALY	0	6,024,000	--	0	16,400,000	100.00
BULGARIA	931,000	0	-100.00	152,092	0	--
-PERLENGKAPAN OLAHRAGA DAN MA	6,300,248	6,084,501	-3.42	40,106,772	46,288,068	13.35
JAPAN	284,976	310,692	9.02	4,550,292	6,212,583	26.76
HONG KONG	65,562	41,374	-36.89	324,687	421,558	22.98
KOREA, REPUBLIC OF	147,550	65,501	-55.61	519,194	404,240	-28.44
TAIWAN	7,252	3,300	-54.50	51,891	18,438	-181.44
CHINA	150,503	175,682	16.73	1,119,707	1,378,338	18.76
PAPUA NEW GUINEA	0	2,697	--	0	5,234	100.00
THAILAND	15,425	19,197	24.45	79,734	87,782	9.17
SINGAPORE	73,828	204,476	176.96	702,695	3,497,193	79.91
PHILIPPINES	83,357	39,366	-52.77	72,903	35,795	-103.67
MALAYSIA	52,092	127,719	145.18	313,078	721,321	56.60
CAMBODIA	62,590	0	-100.00	25,045	0	--
BRUNEI DARUSSALAM	1,139	0	-100.00	26,013	0	--
VIET NAM	292	4,647	1,491.44	2,099	48,441	95.67
MALDIVES	1,281	175	-86.34	3,045	493	-517.65
INDIA	39,186	26,821	-31.55	272,541	193,465	-40.87
PAKISTAN	78,935	74,177	-6.03	207,878	126,469	-64.37
SRI LANKA	50,322	29,575	-41.23	47,192	25,343	-86.21
SAUDI ARABIA	85,699	48,136	-43.83	73,241	55,966	-30.87
KUWAIT	396	1,876	373.74	3,020	16,123	81.27
JORDAN	9,848	0	-100.00	19,848	0	--
LEBANON	19,024	33,291	74.99	41,692	50,710	17.78
YEMEN	78	0	-100.00	118	0	--
SYRIA ARAB REPUBLIC	0	9,029	--	0	20,870	100.00
TURKEY	339	2,635	677.29	2,409	12,985	81.45
UNITED ARAB EMIRATES	34,190	23,323	-31.78	204,736	159,740	-28.17
QATAR	0	122	--	0	1,840	100.00
BAHRAIN	43	9	-79.07	184	80	-130.00
CYPRUS	597	238	-60.13	3,676	2,055	-78.88
EGYPT	4,021	7,093	76.40	25,178	76,906	67.26
MOROCCO	4,072	0	-100.00	30,232	0	--
TUNISIA	436	0	-100.00	2,489	0	--
ALGERIA	0	61,458	--	0	123,268	100.00
SUDAN	5,516	16,657	201.98	35,820	34,924	-2.57
ANGOLA	199	0	-100.00	375	0	--
CAMEROON	52	0	-100.00	1,042	0	--
NIGERIA	2,850	0	-100.00	3,312	0	--
BENIN	0	9,783	--	0	58,886	100.00
UGANDA	260	0	-100.00	3,015	0	--
SOUTH AFRICA	1,977	8,880	349.17	13,837	151,227	90.85
AUSTRALIA	135,823	151,995	11.91	663,167	1,117,313	40.65
NEW ZEALAND	27,459	20,296	-26.09	121,286	111,948	-8.34
GUAM	20	19,992	99,860.00	615	13,000	95.27

TABEL 5. PERKEMBANGAN EKSPOR INDONESIA MENURUT KOMODITI DAN NEGARA TUJUAN

JENIS BARANG	BERAT BERSIH (KG)		PERUB	NILAI FOB (US \$)		PERUB
	JAN-MAR 2006	JAN-MAR 2007	%	JAN-MAR 2006	JAN-MAR 2007	%
(1)	(2)	(3)	(4)	(5)	(6)	(7)
NEW CALEDONIA	0	465	--	0	588	100.00
FIJI	1,467	962	-34.42	671	3,795	82.32
EAST TIMOR	3,075	48	-98.44	5,038	28	-17,892.86
UNITED STATES	1,257,152	1,456,530	15.86	8,866,567	10,610,889	16.44
CANADA	80,565	79,101	-1.82	491,096	575,630	14.69
MEXICO	252,656	293,706	16.25	1,939,724	1,737,466	-11.64
GUATEMALA	0	35	--	0	34	100.00
PANAMA	0	2,040	--	0	20,100	100.00
SURINAME	0	66	--	0	385	100.00
CHILE	87,738	99,170	13.03	478,071	512,489	6.72
VENEZUELA	29,523	24,200	-18.03	233,807	150,491	-55.36
ARGENTINA	65,375	87,436	33.75	436,029	504,498	13.57
BRAZIL	139,064	278,001	99.91	982,714	1,754,319	43.98
COLOMBIA	11,242	16,752	49.01	75,497	106,354	29.01
BOLIVIA	348	877	152.01	1,750	3,276	46.58
URUGUAY	1,064	0	-100.00	6,424	0	--
ECUADOR	18,065	0	-100.00	39,041	0	--
PERU	6,035	16,145	167.52	50,382	107,304	53.05
EL SALVADOR	14,049	0	-100.00	144,137	0	--
UNITED KINGDOM	331,280	353,447	6.69	2,386,263	2,556,568	6.66
NETHERLANDS	289,761	258,474	-10.80	1,828,777	1,719,391	-6.36
FRANCE	317,692	305,101	-3.96	2,037,169	1,836,648	-10.92
GERMANY, FED. REP. OF	1,188,967	360,390	-69.69	5,697,207	3,366,170	-69.25
AUSTRIA	22,003	26,429	20.12	173,945	183,688	5.30
BELGIUM	62,314	143,167	129.75	483,301	891,223	45.77
SWITZERLAND	13,241	13,471	1.74	90,884	73,236	-24.10
DENMARK	42,023	46,575	10.83	124,300	331,810	62.54
NORWAY	21,136	33,863	60.21	113,687	134,227	15.30
SWEDEN	119,007	58,201	-51.09	280,860	250,972	-11.91
FINLAND	14,650	39,783	171.56	40,141	66,437	39.58
IRELAND	88	7,592	8,527.27	502	64,565	99.22
ITALY	132,462	142,649	7.69	1,000,075	808,008	-23.77
SPAIN	12,249	44,199	260.84	157,636	351,882	55.20
GREECE	10,981	17,120	55.91	35,600	93,520	61.93
HUNGARY	30,435	16,478	-45.86	160,248	94,985	-68.71
POLAND	7,674	8,134	5.99	53,747	67,975	20.93
BELARUS	0	7,728	--	0	20,104	100.00
UKRAINE	13,924	5,315	-61.83	135,591	57,859	-134.35
UZBEKISTAN	9,588	0	-100.00	27,358	0	--
LATVIA	1,343	30	-97.77	27,774	400	-6,843.50
CROATIA	19,226	24,165	25.69	40,800	56,905	28.30
SLOVAKIA	4,116	0	-100.00	29,014	0	--
SLOVENIA	3,872	4,229	9.22	9,192	10,252	10.34
CZECH REPUBLIC	116,686	158,157	35.54	815,527	1,122,097	27.32
RUSSIA FEDERATION	100,923	114,058	13.01	1,038,940	856,966	-21.23
-PENA DAN PENSIL	2,281,819	2,609,811	14.37	15,014,952	16,938,007	11.35
JAPAN	91,628	156,452	70.75	917,734	1,685,167	45.54
HONG KONG	33,908	9,176	-72.94	272,775	82,760	-229.60
KOREA, REPUBLIC OF	7,154	6,385	-10.75	69,002	63,320	-8.97
TAIWAN	10,970	15,732	43.41	71,221	149,614	52.40
CHINA	8,844	27,755	213.83	67,409	246,522	72.66
PAPUA NEW GUINEA	433	0	-100.00	9,809	0	--
THAILAND	74,119	38,295	-48.33	564,798	361,362	-56.30
SINGAPORE	31,661	50,865	60.66	249,770	354,533	29.55
PHILIPPINES	28,921	39,879	37.89	187,009	230,328	18.81
MALAYSIA	69,392	53,773	-22.51	646,404	522,988	-23.60
VIET NAM	0	1,357	--	0	6,767	100.00
MALDIVES	3,306	455	-86.24	25,444	1,312	-1,839.33
INDIA	948	6,094	542.83	12,167	42,147	71.13
PAKISTAN	586	7,832	1,236.52	6,689	48,869	86.31
BANGLADESH	5,806	5,556	-4.31	44,344	59,418	25.37
SRI LANKA	840	71	-91.55	2,104	250	-741.60
IRAN (ISLAMIC REPUBLIC OF)	8,577	27,580	221.56	55,862	140,725	60.30
SAUDI ARABIA	11,782	14,284	21.24	61,687	103,328	40.30
KUWAIT	2,546	3,744	47.05	30,865	34,853	11.44
JORDAN	612	0	-100.00	3,499	0	--
LEBANON	4,041	14,751	265.03	22,747	113,827	80.02
YEMEN	0	14,949	--	0	12,512	100.00
OMAN	0	5,069	--	0	54,587	100.00
TURKEY	27,543	18,670	-32.22	169,507	93,795	-80.72
UNITED ARAB EMIRATES	10,047	11,001	9.50	101,235	100,686	-0.55
QATAR	6,801	0	-100.00	76,591	0	--
BAHRAIN	966	0	-100.00	12,257	0	--
EGYPT	79,860	9,322	-88.33	395,400	60,677	-551.65
MOROCCO	5,713	0	-100.00	55,515	0	--
ETHIOPIA	256	0	-100.00	400	0	--
SOUTH AFRICA	318	37,479	11,685.85	4,682	99,232	95.28

TABEL 5. PERKEMBANGAN EKSPOR INDONESIA MENURUT KOMODITI DAN NEGARA TUJUAN

JENIS BARANG	BERAT BERSIH (KG)		PERUB	NILAI FOB (US \$)		PERUB
	JAN-MAR 2006	JAN-MAR 2007	%	JAN-MAR 2006	JAN-MAR 2007	%
(1)	(2)	(3)	(4)	(5)	(6)	(7)
AUSTRALIA	98,532	55,859	-43.31	525,117	356,717	-47.21
NEW ZEALAND	5,422	9,169	69.11	44,856	89,079	49.64
EAST TIMOR	0	2	--	0	7	100.00
UNITED STATES	1,061,884	1,378,633	29.83	5,889,055	7,385,467	20.26
CANADA	9,745	8,688	-10.85	197,588	165,914	-19.09
MEXICO	134,502	197,740	47.02	819,343	1,322,056	38.03
VENEZUELA	48,354	0	-100.00	257,444	0	--
ARGENTINA	1,380	983	-28.77	17,184	11,647	-47.54
BRAZIL	80	0	-100.00	10	0	--
COLOMBIA	91,896	82,651	-10.06	469,812	499,545	5.95
ECUADOR	0	8,595	--	0	53,785	100.00
PUERTO RICO	0	8,024	--	0	56,391	100.00
UNITED KINGDOM	84,245	62,894	-25.34	852,046	613,321	-38.92
NETHERLANDS	31,118	8,949	-71.24	222,365	63,352	-251.00
FRANCE	36,152	30,373	-15.99	167,792	189,973	11.68
GERMANY, FED. REP. OF	87,510	88,640	1.29	762,457	615,671	-23.84
BELGIUM	75	236	214.67	784	2,045	61.66
DENMARK	6,943	0	-100.00	50,745	0	--
NORWAY	7,094	4,181	-41.06	80,339	48,587	-65.35
SWEDEN	23,108	15,339	-33.62	263,513	154,153	-70.94
FINLAND	2,516	307	-87.80	29,924	4,448	-572.75
IRELAND	0	15,209	--	0	203,644	100.00
ITALY	15,896	8,397	-47.18	163,398	97,337	-67.87
SPAIN	7,495	31,361	318.43	62,440	184,127	66.09
PORTUGAL	0	1	--	0	2	100.00
CZECHOSLOVAKIA	0	117	--	0	1,040	100.00
CZECH REPUBLIC	294	16,937	5,660.88	1,814	150,120	98.79
-BATU SEMI PERMATA	300	26,255	8,651.67	2,000	481,505	99.58
JAPAN	0	264	--	0	142,183	100.00
HONG KONG	0	22	--	0	204,800	100.00
THAILAND	0	4	--	0	16	100.00
UNITED ARAB EMIRATES	0	20	--	0	422	100.00
NIGERIA	0	3	--	0	337	100.00
AUSTRALIA	0	10	--	0	2,675	100.00
UNITED STATES	300	24,279	7,993.00	2,000	124,391	98.39
SAINT KITTS AND NEVIS	0	29	--	0	404	100.00
NETHERLANDS	0	31	--	0	229	100.00
FRANCE	0	5	--	0	143	100.00
GERMANY, FED. REP. OF	0	516	--	0	624	100.00
AUSTRIA	0	174	--	0	942	100.00
BELGIUM	0	2	--	0	155	100.00
SWITZERLAND	0	1	--	0	1	100.00
NORWAY	0	2	--	0	78	100.00
SPAIN	0	542	--	0	2,306	100.00
GREECE	0	351	--	0	1,799	100.00
-KOPER, TAS, DOMPET PLASTIK/TEKS	2,057,012	1,998,437	-2.85	13,216,597	12,340,119	-7.10
JAPAN	200,218	173,852	-13.17	1,372,591	1,141,834	-20.21
HONG KONG	15,798	34,667	119.44	329,449	418,181	21.22
KOREA, REPUBLIC OF	614	30,893	4,931.43	2,321	9,230	74.85
TAIWAN	13,132	7,992	-39.14	38,492	18,920	-103.45
CHINA	22,178	10,820	-51.21	44,432	43,974	-1.04
PAPUA NEW GUINEA	107	1,449	1,254.21	864	9,825	91.21
THAILAND	21,129	19,662	-6.94	23,315	32,826	28.97
SINGAPORE	13,659	25,431	86.18	192,311	491,517	60.87
PHILIPPINES	1,725	2,529	46.61	10,627	14,112	24.70
MALAYSIA	54,028	32,662	-39.55	113,462	45,156	-151.27
BRUNEI DARUSSALAM	1,465	0	-100.00	2,192	0	--
VIET NAM	92	76	-17.39	80	103	22.33
MALDIVES	4,092	1,551	-62.10	11,248	5,052	-122.64
INDIA	63,818	22,528	-64.70	229,411	101,152	-126.80
PAKISTAN	3,873	0	-100.00	18,760	0	--
BANGLADESH	6,974	44,491	537.96	17,015	118,075	85.59
SAUDI ARABIA	8,883	15,189	70.99	30,351	86,325	64.84
KUWAIT	0	115	--	0	49,000	100.00
LEBANON	0	1,690	--	0	6,240	100.00
TURKEY	6,902	0	-100.00	20,934	0	--
UNITED ARAB EMIRATES	114,873	99,744	-13.17	480,182	482,456	0.47
CYPRUS	66	0	-100.00	195	0	--
EGYPT	11,803	15,444	30.85	70,493	42,631	-65.36
TUNISIA	0	36	--	0	222	100.00
ALGERIA	50	0	-100.00	346	0	--
MADAGASCAR	926	9	-99.03	732	6	-12,100.00
KENYA	1,013	0	-100.00	4,061	0	--
REUNION	182	1,295	611.54	983	2,191	55.13
MOZAMBIQUE	139	0	-100.00	525	0	--
ANGOLA	1,880	0	-100.00	7,476	0	--

TABEL 5. PERKEMBANGAN EKSPOR INDONESIA MENURUT KOMODITI DAN NEGARA TUJUAN

JENIS BARANG	BERAT BERSIH (KG)		PERUB	NILAI FOB (US \$)		PERUB
	JAN-MAR 2006	JAN-MAR 2007	%	JAN-MAR 2006	JAN-MAR 2007	%
(1)	(2)	(3)	(4)	(5)	(6)	(7)
NIGERIA	71	0	-100.00	888	0	--
U.S. VIRGIN ISLANDS	0	25	--	0	34	100.00
SEYCHELLES	6	12	100.00	868	142	-511.27
SOUTH AFRICA	5,775	12,138	110.18	11,427	37,080	69.18
MAURITIUS	1	0	-100.00	330	0	--
AUSTRALIA	19,256	19,342	0.45	110,947	79,986	-38.71
NEW ZEALAND	3,017	3,741	24.00	16,171	10,890	-48.49
MICRONESIA, FEDERATED STATES OF GUAM	97	0	-100.00	386	0	--
NEW CALEDONIA	85	173	103.53	957	3,853	75.16
NORTHERN MARIANA ISLANDS	4,586	1,650	-64.02	5,817	7,296	20.27
SAINT VINCENT AND THE GRENADINES	503	0	-100.00	1,554	0	--
VANUATU	0	412	--	0	800	100.00
COOK ISLANDS	3,818	1	-99.97	4,862	13	-37,300.00
FIJI	274	1,152	320.44	204	4,567	95.53
KIRIBATI	85	76	-10.59	925	313	-195.53
TONGA	552	0	-100.00	760	0	--
UNITED STATES	0	683	--	0	842	100.00
CANADA	603,539	454,602	-24.68	4,279,077	3,535,427	-21.03
MEXICO	3,542	27,841	686.02	20,311	100,447	79.78
GUATEMALA	30,898	13,233	-57.17	134,047	96,640	-38.71
PANAMA	0	49	--	0	680	100.00
CHILE	4,802	15,876	230.61	7,241	30,826	76.51
VENEZUELA	2,233	0	-100.00	5,719	0	--
ARGENTINA	49	0	-100.00	701	0	--
BRAZIL	6,130	457	-92.54	15,750	667	-2,261.32
COLOMBIA	7,920	17,592	122.12	15,255	35,160	56.61
URUGUAY	19	0	-100.00	282	0	--
ECUADOR	1,840	769	-58.21	3,635	1,308	-177.91
PERU	2,858	927	-67.56	4,851	1,412	-243.56
TRINIDAD AND TOBAGO	10	0	-100.00	273	0	--
BAHAMAS	14	0	-100.00	396	0	--
JAMAICA	1,869	1,617	-13.48	5,668	2,186	-159.29
PUERTO RICO	0	310	--	0	728	100.00
BELIZE	702	64	-90.88	8,584	1,122	-665.06
DOMINICAN REPUBLIC	0	16	--	0	22	100.00
EL SALVADOR	0	214	--	0	450	100.00
COSTA RICA	1	0	-100.00	15	0	--
BARBADOS	1	1,224	122,300.00	90	3,734	97.59
ARUBA	10	1,988	19,780.00	120	2,607	95.40
BERMUDA	0	66	--	0	116	100.00
CAYMAN ISLANDS	51	248	386.27	361	2,568	85.94
FRENCH POLYNESIA	0	6	--	0	373	100.00
MARTINIQUE	314	4,606	1,366.88	854	7,566	88.71
NETHERLANDS ANTILLES	101	45	-55.45	1,806	439	-311.39
GUADELOUPE	239	20	-91.63	3,517	431	-716.01
SAINT KITTS AND NEVIS	205	271	32.20	1,023	1,766	42.07
UNITED KINGDOM	0	12	--	0	177	100.00
NETHERLANDS	97,733	100,747	3.08	482,425	315,884	-52.72
FRANCE	107,553	74,593	-30.65	1,582,058	1,520,303	-4.06
GERMANY, FED. REP. OF	38,720	31,587	-18.42	703,832	147,960	-375.69
AUSTRIA	82,216	59,332	-27.83	425,854	316,365	-34.61
BELGIUM	5,041	4,470	-11.33	14,831	36,517	59.39
SWITZERLAND	201,111	345,696	71.89	854,686	1,204,294	29.03
DENMARK	1,441	6,274	335.39	10,151	40,879	75.17
NORWAY	64	18,640	29,025.00	94	19,804	99.53
SWEDEN	2,670	2,497	-6.48	76,300	44,008	-73.38
FINLAND	1,233	10,276	733.41	6,945	70,704	90.18
IRELAND	258	947	267.05	2,048	1,868	-9.64
ITALY	4,170	2,538	-39.14	6,390	4,750	-34.53
SPAIN	151,783	151,810	0.02	972,651	1,139,397	14.63
PORTUGAL	78,205	54,227	-30.66	364,091	334,455	-8.86
GREECE	1,569	1,118	-28.74	5,383	5,171	-4.10
CZECHOSLOVAKIA	3,955	7,121	80.05	7,565	31,456	75.95
HUNGARY	0	952	--	0	8,420	100.00
POLAND	333	0	-100.00	415	0	--
BULGARIA	1	31	3,000.00	8	595	98.66
YUGOSLAVIA	2,665	0	-100.00	7,065	0	--
ESTONIA	0	1,814	--	0	3,214	100.00
CROATIA	515	0	-100.00	900	0	--
SLOVENIA	259	116	-55.21	636	826	23.00
CZECH REPUBLIC	206	0	-100.00	284	0	--
RUSSIA FEDERATION	53	0	-100.00	316	0	--
	166	68	-59.04	3,149	1,553	-102.77
-BARANG DARI LOGAM MULIA	374,061	86,517	-76.87	19,319,813	32,514,791	40.58
JAPAN	2,401	2,329	-3.00	89,020	278,570	68.04
HONG KONG	262	4,329	1,552.29	50,891	561,097	90.93
KOREA, REPUBLIC OF	42	112	166.67	658	28,791	97.71

TABEL 5. PERKEMBANGAN EKSPOR INDONESIA MENURUT KOMODITI DAN NEGARA TUJUAN

JENIS BARANG	BERAT BERSIH (KG)		PERUB	NILAI FOB (US \$)		PERUB
	JAN-MAR 2006	JAN-MAR 2007	%	JAN-MAR 2006	JAN-MAR 2007	%
(1)	(2)	(3)	(4)	(5)	(6)	(7)
CHINA	66	0	-100.00	230	0	--
THAILAND	6,046	784	-87.03	297,062	504,567	41.13
SINGAPORE	28,304	45,917	62.23	2,698,098	5,081,396	46.90
MALAYSIA	172	82	-52.33	8,975	3,698	-142.70
BRUNEI DARUSSALAM	21	780	3,614.29	88	1,304	93.25
VIET NAM	0	2	--	0	18	100.00
MALDIVES	9	78	766.67	163	8,086	97.98
INDIA	0	383	--	0	4,059	100.00
KUWAIT	294,368	0	-100.00	176,756	0	--
TURKEY	221	574	159.73	60,090	254,141	76.36
UNITED ARAB EMIRATES	158	671	324.68	1,783,355	8,998,276	80.18
CYPRUS	19	0	-100.00	11,530	0	--
EGYPT	0	5	--	0	3,643	100.00
TANZANIA, UNITED REPUBLIC OF	456	0	-100.00	1,743	0	--
REUNION	2	127	6,250.00	1,588	173	-817.92
U.S. VIRGIN ISLANDS	32	0	-100.00	18,116	0	--
SEYCHELLES	0	8	--	0	1,700	100.00
SOUTH AFRICA	4	9	125.00	80	18	-344.44
VIRGIN ISLANDS (BRITISH)	6	0	-100.00	56	0	--
AUSTRALIA	1,841	1,981	7.60	111,474	73,808	-51.03
NEW ZEALAND	310	152	-50.97	30,492	6,419	-375.03
PALAU	17	0	-100.00	109	0	--
NEW CALEDONIA	0	103	--	0	69	100.00
NORTHERN MARIANA ISLANDS	5	0	-100.00	217	0	--
FIJI	31	0	-100.00	12	0	--
UNITED STATES	18,517	11,067	-40.23	12,530,486	15,122,990	17.14
CANADA	249	2,512	908.84	30,990	24,936	-24.28
MEXICO	0	9	--	0	205	100.00
BRAZIL	0	55	--	0	3,246	100.00
BAHAMAS	27	0	-100.00	548	0	--
PUERTO RICO	6	4	-33.33	2,147	3,391	36.69
COSTA RICA	0	4	--	0	30	100.00
BERMUDA	95	2	-97.89	670	14	-4,685.71
CAYMAN ISLANDS	0	36	--	0	1,939	100.00
NETHERLANDS ANTILLES	0	42	--	0	1,370	100.00
SAINT KITTS AND NEVIS	0	14	--	0	204	100.00
UNITED KINGDOM	3,526	915	-74.05	319,334	212,665	-50.16
NETHERLANDS	8,299	5,884	-29.10	108,151	261,781	58.69
FRANCE	1,312	1,610	22.71	30,959	6,271	-393.69
GERMANY, FED. REP. OF	1,256	1,093	-12.98	325,479	353,572	7.95
AUSTRIA	19	32	68.42	538	4,150	87.04
BELGIUM	289	26	-91.00	973	3,519	72.35
SWITZERLAND	291	124	-57.39	138,548	96,744	-43.21
DENMARK	49	20	-59.18	121,269	56,687	-113.93
NORWAY	68	121	77.94	51,600	63,193	18.35
SWEDEN	195	8	-95.90	11,386	1,866	-510.18
FINLAND	124	0	-100.00	873	0	--
ITALY	1,098	2,951	168.76	163,631	306,625	46.63
SPAIN	1,041	1,460	40.25	72,186	155,818	53.67
PORTUGAL	146	0	-100.00	401	0	--
ICELAND	4	10	150.00	6,651	19,902	66.58
GREECE	110	34	-69.09	7,556	866	-772.52
HUNGARY	0	46	--	0	839	100.00
POLAND	22	0	-100.00	301	0	--
MALTA	2,485	0	-100.00	31,701	0	--
RUSSIA FEDERATION	40	12	-70.00	22,632	2,135	-960.05
-PETI KEMAS	1,040,905	11,423,094	997.42	1,352,684	12,025,011	88.75
JAPAN	0	88,725	--	0	109,809	100.00
PAPUA NEW GUINEA	0	5,350	--	0	24,935	100.00
THAILAND	4,000	3,401	-14.98	281	10,000	97.19
SINGAPORE	93,823	1,852,004	1,873.93	96,834	1,473,313	93.43
MALAYSIA	41,420	6,900	-83.34	178,600	6,000	-2,876.67
VIET NAM	12,747	9,600	-24.69	63,049	14,774	-326.76
UNITED ARAB EMIRATES	57,775	0	-100.00	148,620	0	--
UNITED STATES	0	2,670,114	--	0	3,574,780	100.00
BARBADOS	656,000	1,390,000	111.89	481,000	1,020,000	52.84
BERMUDA	0	2,806,000	--	0	2,560,000	100.00
UNITED KINGDOM	175,140	0	-100.00	384,300	0	--
GERMANY, FED. REP. OF	0	2,591,000	--	0	3,231,400	100.00
-KOMPUTER DAN BAGIANNYA	22,102,530	12,298,285	-44.36	362,319,896	307,707,451	-17.75
JAPAN	1,888,761	672,119	-64.41	58,948,001	29,941,945	-96.87
HONG KONG	1,581,131	567,776	-64.09	29,789,902	4,139,216	-619.70
KOREA, REPUBLIC OF	600,060	117,614	-80.40	9,182,936	1,378,954	-565.93
TAIWAN	659,335	155,658	-76.39	18,144,632	2,267,102	-700.34
CHINA	1,471,569	1,463,490	-0.55	35,961,629	46,223,967	22.20
MACAU	0	99	--	0	2,073	100.00

TABEL 5. PERKEMBANGAN EKSPOR INDONESIA MENURUT KOMODITI DAN NEGARA TUJUAN

JENIS BARANG	BERAT BERSIH (KG)		PERUB	NILAI FOB (US \$)		PERUB
	JAN-MAR 2006	JAN-MAR 2007	%	JAN-MAR 2006	JAN-MAR 2007	%
(1)	(2)	(3)	(4)	(5)	(6)	(7)
THAILAND	1,147,842	150,785	-86.86	10,763,962	7,540,859	-42.74
SINGAPORE	1,973,588	2,201,762	11.56	35,947,371	70,693,829	49.15
PHILIPPINES	255,192	143,833	-43.64	2,809,955	2,023,154	-38.89
MALAYSIA	320,203	543,073	69.60	4,142,741	12,535,434	66.95
BRUNEI DARUSSALAM	50	0	-100.00	70	0	--
NEPAL	0	902	--	0	26,190	100.00
VIET NAM	16,015	34,495	115.39	235,697	476,847	50.57
MALDIVES	0	100	--	0	600	100.00
INDIA	507,744	467,703	-7.89	6,925,995	8,187,630	15.41
PAKISTAN	7,946	5,788	-27.16	133,335	113,410	-17.57
BANGLADESH	1,990	2,409	21.06	28,165	52,167	46.01
SRI LANKA	593	6,562	1,006.58	11,225	29,383	61.80
IRAN (ISLAMIC REPUBLIC OF)	30,701	22,635	-26.27	641,678	1,046,004	38.65
SAUDI ARABIA	11,356	7,451	-34.39	201,472	174,164	-15.68
KUWAIT	4	0	-100.00	6,831	0	--
JORDAN	3,096	13,999	352.16	76,828	50,289	-52.77
LEBANON	5,052	0	-100.00	69,129	0	--
YEMEN	0	5,349	--	0	167,963	100.00
SYRIA ARAB REPUBLIC	15,154	0	-100.00	92,969	0	--
TURKEY	121,525	49,760	-59.05	719,455	1,095,906	34.35
UNITED ARAB EMIRATES	340,377	392,985	15.46	4,142,901	6,410,082	35.37
EGYPT	25,055	124,105	395.33	322,422	2,966,597	89.13
LIBYAN ARAB JAMAHIRIYA	5,314	0	-100.00	78,406	0	--
TUNISIA	1,435	0	-100.00	28,617	0	--
ALGERIA	5,100	7,746	51.88	17,100	211,804	91.93
ETHIOPIA	766	0	-100.00	7,850	0	--
KENYA	0	500	--	0	2,500	100.00
GHANA	0	47	--	0	40	100.00
NIGERIA	9,113	13,441	47.49	22,660	87,644	74.15
BENIN	19,200	0	-100.00	10,400	0	--
UGANDA	0	1,100	--	0	5,500	100.00
SOUTH AFRICA	17,800	23,881	34.16	532,675	595,778	10.59
MALAWI	0	100	--	0	500	100.00
AUSTRALIA	348,563	95,071	-72.72	5,171,025	2,124,356	-143.42
NEW ZEALAND	226	0	-100.00	2,754	0	--
SOLOMON ISLANDS	150	0	-100.00	450	0	--
EAST TIMOR	8,202	23,028	180.76	4,131	455,472	99.09
UNITED STATES	2,631,362	1,195,343	-54.57	39,037,057	24,812,303	-57.33
CANADA	25,372	13,015	-48.70	335,494	336,400	0.27
MEXICO	422,134	252,630	-40.15	6,872,974	5,817,615	-18.14
GUATEMALA	5,681	0	-100.00	136,142	0	--
PANAMA	99	0	-100.00	722	0	--
CHILE	106,982	9,639	-90.99	1,349,765	82,328	-1,539.50
VENEZUELA	69,045	0	-100.00	852,280	0	--
ARGENTINA	186,754	28,917	-84.52	2,542,900	246,984	-929.58
BRAZIL	458,074	767,931	67.64	4,579,668	13,464,699	65.99
COLOMBIA	40,760	16,810	-58.76	496,243	173,807	-185.51
URUGUAY	0	1,840	--	0	9,360	100.00
ECUADOR	180	0	-100.00	5,536	0	--
PERU	38,603	0	-100.00	465,788	0	--
COSTA RICA	38,870	0	-100.00	481,546	0	--
NETHERLANDS ANTILLES	0	33	--	0	6,780	100.00
UNITED KINGDOM	34,649	8,808	-74.58	1,200,242	133,617	-798.27
NETHERLANDS	4,664,944	1,682,233	-63.94	59,383,061	43,001,640	-38.09
FRANCE	171	1,055	516.96	3,962	23,664	83.26
GERMANY, FED. REP. OF	654,605	714,622	9.17	8,541,577	8,425,139	-1.38
BELGIUM	54	7,529	13,842.59	3,965	150,932	97.37
SWITZERLAND	25	0	-100.00	2,372	0	--
DENMARK	366	1	-99.73	16,400	156	-10,412.82
NORWAY	0	340	--	0	6,500	100.00
FINLAND	12,568	10,951	-12.87	202,169	168,231	-20.17
IRELAND	91,141	101,973	11.88	2,402,351	5,326,480	54.90
ITALY	2,628	259	-90.14	166,874	5,202	-3,107.88
SPAIN	252	235	-6.75	10,335	9,968	-3.68
PORTUGAL	6	648	10,700.00	8,061	18,177	55.65
GREECE	488	0	-100.00	32,209	0	--
HUNGARY	57,529	62,671	8.94	1,004,076	2,380,503	57.82
POLAND	821	9,267	1,028.75	45,747	169,191	72.96
ROMANIA	0	9,461	--	0	259,604	100.00
UKRAINE	0	1,332	--	0	24,372	100.00
UZBEKISTAN	4,938	0	-100.00	116,675	0	--
SLOVAKIA	7,344	0	-100.00	106,034	0	--
SLOVENIA	1,089,512	0	-100.00	5,840,573	0	--
CZECH REPUBLIC	56,365	82,802	46.90	901,729	1,591,052	43.32
RUSSIA FEDERATION	0	2,574	--	0	35,388	100.00
-KENDARAAN BERMOTOR RODA 2 DAI	934,122	902,098	-3.43	7,165,026	7,002,860	-2.32
JAPAN	28,364	45,488	60.37	357,174	582,482	38.68

TABEL 5. PERKEMBANGAN EKSPOR INDONESIA MENURUT KOMODITI DAN NEGARA TUJUAN

JENIS BARANG	BERAT BERSIH (KG)		PERUB	NILAI FOB (US \$)		PERUB
	JAN-MAR 2006	JAN-MAR 2007	%	JAN-MAR 2006	JAN-MAR 2007	%
(1)	(2)	(3)	(4)	(5)	(6)	(7)
HONG KONG	0	85	--	0	835	100.00
KOREA, REPUBLIC OF	0	1,024	--	0	14,724	100.00
TAIWAN	739	456	-38.29	7,696	2,500	-207.84
CHINA	98	5,510	5,522.45	1,620	9,900	83.64
THAILAND	16,145	1,313	-91.87	327,821	15,264	-2,047.67
SINGAPORE	315	0	-100.00	1,799	0	--
PHILIPPINES	393,648	356,660	-9.40	2,940,199	2,806,236	-4.77
MALAYSIA	2,179	3,851	76.73	9,069	23,448	61.32
VIET NAM	34,278	6,800	-80.16	391,100	59,600	-556.21
MALDIVES	0	2,880	--	0	24,144	100.00
INDIA	759	399	-47.43	10,966	7,437	-47.45
PAKISTAN	2,111	0	-100.00	17,935	0	--
JORDAN	11,000	0	-100.00	75,000	0	--
CYPRUS	200	0	-100.00	842	0	--
ALGERIA	250	0	-100.00	650	0	--
ANGOLA	10,853	21,600	99.02	66,830	138,060	51.59
GAMBIA	0	1,344	--	0	944	100.00
DJIBOUTI	0	7,200	--	0	46,740	100.00
AUSTRALIA	15,156	60,131	296.75	44,771	625,847	92.85
NEW ZEALAND	2,880	0	-100.00	21,000	0	--
CHRISTMAS ISLANDS	40	0	-100.00	500	0	--
EAST TIMOR	149	0	-100.00	22	0	--
UNITED STATES	500	460	-8.00	2,500	1,684	-48.46
CANADA	0	3,490	--	0	9,951	100.00
MEXICO	5,760	53,551	829.70	44,544	461,412	90.35
GUATEMALA	5,760	2,880	-50.00	42,000	19,200	-118.75
HONDURAS	7,305	0	-100.00	44,861	0	--
CHILE	0	11,520	--	0	96,624	100.00
VENEZUELA	240	0	-100.00	1,580	0	--
BRAZIL	200	4,434	2,117.00	100	26,046	99.62
COLOMBIA	319,972	210,727	-34.14	2,294,411	1,327,296	-72.86
PARAGUAY	120	0	-100.00	750	0	--
DOMINICAN REPUBLIC	57,120	62,760	9.87	368,060	397,480	7.40
EL SALVADOR	6,240	0	-100.00	42,100	0	--
BERMUDA	2,880	2,880	0.00	21,000	24,432	14.05
UNITED KINGDOM	2,042	3,652	78.84	16,680	1,980	-742.42
NETHERLANDS	0	2,935	--	0	8,094	100.00
FRANCE	0	1,255	--	0	3,814	100.00
GERMANY, FED. REP. OF	250	290	16.00	1,250	3,242	61.44
BELGIUM	588	435	-26.02	856	1,532	44.13
SWITZERLAND	0	500	--	0	3,226	100.00
FINLAND	4,256	0	-100.00	2,174	0	--
ITALY	98	24,519	24,919.39	1,446	245,986	99.41
SPAIN	0	148	--	0	100	100.00
GREECE	1,627	921	-43.39	5,720	12,600	54.60
-KENDARAAN BERMOTOR RODA 4 DAI	11,131,621	29,129,317	161.68	64,075,245	172,586,891	62.87
JAPAN	95,759	182,816	90.91	656,219	1,448,590	54.70
HONG KONG	0	3,600	--	0	46,000	100.00
TAIWAN	0	4,857	--	0	16,469	100.00
CHINA	2,365	1,695	-28.33	19,708	11,412	-72.70
PAPUA NEW GUINEA	0	21	--	0	163	100.00
THAILAND	1,358,396	2,265,987	66.81	7,091,475	10,958,746	35.29
SINGAPORE	412,899	874,999	111.92	1,733,233	1,427,169	-21.45
PHILIPPINES	1,898,525	3,716,395	95.75	9,738,745	18,355,413	46.94
MALAYSIA	1,153,877	4,147,766	259.46	6,835,519	22,152,482	69.14
MYANMAR (FORM. BURMA)	0	15,000	--	0	75,729	100.00
BRUNEI DARUSSALAM	681,979	585,438	-14.16	4,133,352	3,421,464	-20.81
NEPAL	0	5,051	--	0	26,832	100.00
VIET NAM	445,264	1,061,354	138.37	1,380,699	5,666,061	75.63
MALDIVES	0	69	--	0	262	100.00
PAKISTAN	283,208	254,000	-10.31	1,797,374	1,673,316	-7.41
BANGLADESH	0	19,219	--	0	115,169	100.00
SRI LANKA	0	61,913	--	0	314,398	100.00
SAUDI ARABIA	2,307,266	3,772,195	63.49	14,732,669	28,781,552	48.81
KUWAIT	186,053	369,770	98.74	1,376,137	2,997,539	54.09
JORDAN	0	8,457	--	0	46,760	100.00
LEBANON	28,620	266,118	829.83	248,354	2,415,808	89.72
YEMEN	54,015	72,136	33.55	295,846	352,238	16.01
OMAN	7,949	867,149	10,808.91	69,797	7,550,665	99.08
SYRIA ARAB REPUBLIC	65,894	144,863	119.84	466,093	886,615	47.43
UNITED ARAB EMIRATES	378,234	2,750,304	627.14	3,140,483	26,070,495	87.95
QATAR	96,392	246,441	155.67	632,858	2,123,522	70.20
BAHRAIN	38,156	132,291	246.71	337,507	1,177,952	71.35
EGYPT	0	404,273	--	0	2,227,986	100.00
LIBYAN ARAB JAMAHIRIYA	0	11,820	--	0	75,295	100.00
MOROCCO	17,618	0	-100.00	95,195	0	--
ALGERIA	1,270	2,540	100.00	8,985	17,699	49.23

TABEL 5. PERKEMBANGAN EKSPOR INDONESIA MENURUT KOMODITI DAN NEGARA TUJUAN

JENIS BARANG	BERAT BERSIH (KG)		PERUB	NILAI FOB (US \$)		PERUB
	JAN-MAR 2006	JAN-MAR 2007	%	JAN-MAR 2006	JAN-MAR 2007	%
(1)	(2)	(3)	(4)	(5)	(6)	(7)
TANZANIA, UNITED REPUBLIC OF	1,270	0	-100.00	8,755	0	--
GHANA	0	9,499	--	0	57,731	100.00
ANGOLA	23,328	35,123	50.56	126,868	195,031	34.95
SENEGAL	3,032	0	-100.00	8,568	0	--
SEYCHELLES	3,810	0	-100.00	26,266	0	--
SOUTH AFRICA	4,748	4,547,014	95,666.93	27,331	21,823,241	99.87
MAURITIUS	0	5,516	--	0	51,000	100.00
AUSTRALIA	317,746	698,386	119.79	2,520,351	2,464,001	-2.29
NEW ZEALAND	14,120	27,840	97.17	48,613	163,809	70.32
SAINT VINCENT AND THE GRENADINES	16,237	2,320	-85.71	73,633	10,087	-629.98
VANUATU	0	3,480	--	0	17,875	100.00
AMERICAN SAMOA	0	3,610	--	0	30,886	100.00
FIJI	6,018	8,119	34.91	38,528	41,676	7.55
MARSHALL ISLANDS	3,544	0	-100.00	20,463	0	--
SOLOMON ISLANDS	34,257	0	-100.00	43,611	0	--
UNITED STATES	232,274	9,500	-95.91	1,309,845	6,600	-19,746.14
MEXICO	0	286,450	--	0	1,525,611	100.00
GUATEMALA	72,647	70,900	-2.40	387,472	359,902	-7.66
HONDURAS	65,637	13,920	-78.79	306,076	65,047	-370.55
NICARAGUA	8,890	11,925	34.14	57,931	60,882	4.85
PANAMA	19,383	78,740	306.23	104,849	406,637	74.22
CHILE	369,431	463,313	25.41	1,752,376	2,178,872	19.57
VENEZUELA	0	3,470	--	0	93,389	100.00
BRAZIL	140	0	-100.00	2,727	0	--
GUYANA	2,320	0	-100.00	10,906	0	--
TRINIDAD AND TOBAGO	41,359	0	-100.00	260,195	0	--
JAMAICA	31,346	0	-100.00	179,520	0	--
PUERTO RICO	184,311	10,770	-94.16	1,057,427	56,846	-1,760.16
DOMINICAN REPUBLIC	0	48,050	--	0	260,378	100.00
COSTA RICA	24,679	13,920	-43.60	140,423	64,899	-116.37
BARBADOS	69,713	41,677	-40.22	396,360	233,071	-70.06
ANTIGUA AND BARBUDA	0	15,080	--	0	65,227	100.00
ANGUILLA	0	1,160	--	0	4,919	100.00
ARUBA	3,480	0	-100.00	16,673	0	--
BERMUDA	12,480	12,700	1.76	76,341	80,378	5.02
DOMINICA	3,545	48,833	1,277.52	17,670	250,183	92.94
FRENCH POLYNESIA	11,029	6,105	-44.65	73,374	37,250	-96.98
GRENADA	0	10,919	--	0	58,233	100.00
NETHERLANDS ANTILLES	12,144	1,160	-90.45	66,216	4,919	-1,246.13
SAINT LUCIA	22,607	14,580	-35.51	117,737	81,973	-43.63
SAINT KITTS AND NEVIS	0	4,990	--	0	29,499	100.00
UNITED KINGDOM	1,500	10,187	579.13	5,885	45,400	87.04
NETHERLANDS	0	6,576	--	0	6,700	100.00
FRANCE	0	70,999	--	0	50,028	100.00
GERMANY, FED. REP. OF	752	1,507	100.40	1,500	34,910	95.70
IRELAND	0	259,040	--	0	1,220,000	100.00
CZECHOSLOVAKIA	0	23,402	--	0	16,000	100.00
POLAND	105	0	-100.00	507	0	--
-SUKU CADANG MESIN	25,501,537	26,988,746	5.83	171,769,840	223,058,265	22.99
JAPAN	7,256,420	7,897,626	8.84	17,631,611	16,125,087	-9.34
HONG KONG	63,524	40,950	-35.54	69,707	582,465	88.03
KOREA, REPUBLIC OF	1,046,442	1,548,251	47.95	1,185,197	1,513,921	21.71
TAIWAN	7,694	53,698	597.92	8,698	139,587	93.77
CHINA	1,918,442	716,467	-62.65	6,098,705	2,402,906	-153.81
MONGOLIA	0	19,473	--	0	69,444	100.00
PAPUA NEW GUINEA	3,514	3,291	-6.35	11,601	2,008	-477.74
THAILAND	3,743,430	5,323,260	42.20	6,820,116	8,547,422	20.21
SINGAPORE	4,183,616	4,883,070	16.72	90,197,879	148,958,887	39.45
PHILIPPINES	74,819	85,647	14.47	585,904	258,216	-126.90
MALAYSIA	880,304	740,219	-15.91	23,735,449	13,808,488	-71.89
BRUNEI DARUSSALAM	10,443	443	-95.76	177,356	3,082	-5,654.57
VIET NAM	108,439	78,336	-27.76	750,197	501,468	-49.60
MALDIVES	55	0	-100.00	700	0	--
INDIA	39,460	277,985	604.47	307,655	1,051,852	70.75
PAKISTAN	18,130	0	-100.00	400,035	0	--
BANGLADESH	151,139	0	-100.00	392,794	0	--
SRI LANKA	545	13	-97.61	4,700	29	-16,106.90
IRAN (ISLAMIC REPUBLIC OF)	243,805	157,357	-35.46	1,019,358	410,086	-148.57
SAUDI ARABIA	12,529	29,382	134.51	83,364	129,446	35.60
JORDAN	7,825	0	-100.00	61,500	0	--
YEMEN	770	0	-100.00	4,941	0	--
SYRIA ARAB REPUBLIC	0	2,813	--	0	35,414	100.00
TURKEY	91,831	0	-100.00	268,502	0	--
UNITED ARAB EMIRATES	748,525	34,501	-95.39	3,415,374	173,408	-1,869.56
QATAR	22,155	15,000	-32.30	533,431	340,854	-56.50
EGYPT	821	0	-100.00	32,055	0	--
LIBYAN ARAB JAMAHIRIYA	286	3,274	1,044.76	737	17,892	95.88

TABEL 5. PERKEMBANGAN EKSPOR INDONESIA MENURUT KOMODITI DAN NEGARA TUJUAN

JENIS BARANG	BERAT BERSIH (KG)		PERUB	NILAI FOB (US \$)		PERUB
	JAN-MAR 2006	JAN-MAR 2007	%	JAN-MAR 2006	JAN-MAR 2007	%
(1)	(2)	(3)	(4)	(5)	(6)	(7)
MOROCCO	0	251	--	0	3,171	100.00
TUNISIA	0	410	--	0	3,779	100.00
SUDAN	0	20,621	--	0	349,272	100.00
TANZANIA, UNITED REPUBLIC OF	925	0	-100.00	11,900	0	--
MADAGASCAR	0	1,750	--	0	24,209	100.00
KENYA	0	49	--	0	49	100.00
MOZAMBIQUE	340	0	-100.00	5,000	0	--
BOTSWANA	280	0	-100.00	3,100	0	--
GUINEA	7,100	0	-100.00	1,750	0	--
ANGOLA	0	6,596	--	0	160,078	100.00
NIGERIA	0	117,424	--	0	1,465,006	100.00
UGANDA	507	192	-62.13	6,400	192	-3,233.33
NIGER	1,190	0	-100.00	10,600	0	--
SOUTH AFRICA	5,199	21,983	322.83	18,080	67,563	73.24
AUSTRALIA	105,265	329,796	213.30	670,783	2,250,454	70.19
NEW ZEALAND	2,355	3,793	61.06	42,608	21,917	-94.41
NEW CALEDONIA	416	0	-100.00	2,500	0	--
FIJI	62	0	-100.00	300	0	--
UNITED STATES	2,101,988	1,099,210	-47.71	6,448,490	9,787,771	34.12
CANADA	131,749	73,356	-44.32	270,107	154,591	-74.72
MEXICO	13,821	3,896	-71.81	1,041,910	1,371,638	24.04
ARGENTINA	1,774	150	-91.54	57,288	13,627	-320.40
BRAZIL	29,317	581,724	1,884.25	98,912	1,631,178	93.94
URUGUAY	2,885	0	-100.00	13,810	0	--
PERU	0	154	--	0	13,627	100.00
TRINIDAD AND TOBAGO	594,900	0	-100.00	2,903,042	0	--
PUERTO RICO	0	534	--	0	59,839	100.00
NETHERLANDS ANTILLES	335	0	-100.00	44,488	0	--
UNITED KINGDOM	1,430,488	2,443,387	70.81	3,779,286	4,947,296	23.61
NETHERLANDS	57,964	128,234	121.23	761,811	3,165,446	75.93
FRANCE	79,576	11,841	-85.12	187,570	925,384	79.73
GERMANY, FED. REP. OF	130,888	143,469	9.61	474,153	968,676	51.05
BELGIUM	1,137	72,535	6,279.51	13,584	200,068	93.21
SWITZERLAND	0	76	--	0	15,850	100.00
SWEDEN	0	55	--	0	11,260	100.00
FINLAND	0	106	--	0	25,350	100.00
IRELAND	36,627	15,541	-57.57	292,764	250,527	-16.86
ITALY	57,460	0	-100.00	111,041	0	--
SPAIN	1,044	0	-100.00	19,025	0	--
GREECE	0	2	--	0	159	100.00
HUNGARY	2,745	466	-83.02	5,140	94,311	94.55
ROMANIA	2,700	0	-100.00	450	0	--
MALTA	435	0	-100.00	2,618	0	--
SLOVAKIA	58,612	52	-99.91	611,599	1,568	-38,905.04
CZECH REPUBLIC	36	37	2.78	2,447	2,447	0.00
RUSSIA FEDERATION	6,454	0	-100.00	59,718	0	--
-SUKU CADANG KENDARAAN	47,218,120	37,779,154	-19.99	278,033,835	270,320,325	-2.85
JAPAN	10,598,271	10,725,684	1.20	55,811,859	66,851,609	16.51
HONG KONG	35,643	13,288	-62.72	282,421	151,651	-86.23
KOREA, REPUBLIC OF	101,277	42,213	-58.32	269,883	279,883	3.57
TAIWAN	861,021	870,749	1.13	5,769,488	7,762,446	25.67
CHINA	1,855,455	996,909	-46.27	11,756,124	12,559,425	6.40
PAPUA NEW GUINEA	382	404	5.76	2,493	4,145	39.86
THAILAND	5,471,599	4,772,270	-12.78	38,605,149	39,515,703	2.30
SINGAPORE	4,020,472	4,883,032	21.45	21,996,245	30,201,034	27.17
PHILIPPINES	1,310,756	1,573,915	20.08	8,131,350	9,918,194	18.02
MALAYSIA	9,269,110	1,706,084	-81.59	46,136,333	11,112,902	-315.16
MYANMAR (FORM. BURMA)	14,605	0	-100.00	80,383	0	--
BRUNEI DARUSSALAM	45,767	3,254	-92.89	245,611	26,465	-828.06
VIET NAM	2,417,113	967,280	-59.98	13,066,296	6,830,881	-91.28
MALDIVES	1,455	590	-59.45	2,888	1,587	-81.98
INDIA	400,994	581,232	44.95	2,499,653	4,822,485	48.17
PAKISTAN	398,464	411,135	3.18	1,625,414	2,431,903	33.16
BANGLADESH	46,032	46,620	1.28	71,268	73,935	3.61
SRI LANKA	36,240	48,213	33.04	127,203	177,697	28.42
IRAN (ISLAMIC REPUBLIC OF)	0	125,987	--	0	543,699	100.00
SAUDI ARABIA	25,199	26,810	6.39	119,735	92,766	-29.07
KUWAIT	1,636	619	-62.16	20,540	3,988	-415.05
JORDAN	39,870	5,728	-85.63	160,789	25,695	-525.76
LEBANON	20,526	11,121	-45.82	89,013	67,771	-31.34
YEMEN	2,637	757	-71.29	27,452	9,622	-185.30
OMAN	76,311	210	-99.72	72,850	1,388	-5,148.56
TURKEY	137,355	140,363	2.19	409,193	631,506	35.20
UNITED ARAB EMIRATES	224,441	270,339	20.45	460,075	437,320	-5.20
QATAR	23	698	2,934.78	596	5,397	88.96
BAHRAIN	336	0	-100.00	5,293	0	--
CYPRUS	0	3,259	--	0	43,952	100.00

TABEL 5. PERKEMBANGAN EKSPOR INDONESIA MENURUT KOMODITI DAN NEGARA TUJUAN

JENIS BARANG	BERAT BERSIH (KG)		PERUB	NILAI FOB (US \$)		PERUB
	JAN-MAR 2006	JAN-MAR 2007	%	JAN-MAR 2006	JAN-MAR 2007	%
	(1)	(2)	(3)	(4)	(5)	(6)
EGYPT	69,562	182,030	161.68	280,093	737,177	62.00
LIBYAN ARAB JAMAHIRIYA	0	304	--	0	4,891	100.00
TUNISIA	26,148	31,706	21.26	40,631	63,383	35.90
KENYA	1,108	0	-100.00	5,488	0	--
MOZAMBIQUE	3,698	0	-100.00	44,734	0	--
GUINEA	44	5	-88.64	15	68	77.94
ANGOLA	105	0	-100.00	461	0	--
NIGERIA	2,724	158	-94.20	4,588	128	-3,484.38
COTE D'IVOIRE	85	0	-100.00	2,490	0	--
MAURITANIA	0	5,904	--	0	12,630	100.00
SOUTH AFRICA	153,515	381,402	148.45	1,638,084	4,064,843	59.70
AUSTRALIA	348,967	191,511	-45.12	1,915,552	1,923,145	0.39
NEW ZEALAND	3,004	35,083	1,067.88	28,965	199,215	85.46
SAINT VINCENT AND THE GRENADINES	95	0	-100.00	1,120	0	--
VANUATU	426	0	-100.00	7,476	0	--
FIJI	390	4,332	1,010.77	3,568	10,616	66.39
SOLOMON ISLANDS	272,913	16	-99.99	330,527	332	-99,456.33
EAST TIMOR	15,668	0	-100.00	15,083	0	--
UNITED STATES	3,303,302	3,635,324	10.05	31,657,299	33,352,553	5.08
CANADA	13,527	106,921	690.43	143,346	377,471	62.02
MEXICO	38,209	15,649	-59.04	72,231	28,768	-151.08
GUATEMALA	957	383	-59.98	10,291	4,223	-143.69
NICARAGUA	541	0	-100.00	5,676	0	--
PANAMA	1,164	6,934	495.70	21,717	68,724	68.40
CHILE	13,876	1,607	-88.42	79,391	21,114	-276.01
VENEZUELA	50	5,748	11,396.00	129	83,154	99.84
ARGENTINA	429,850	351,190	-18.30	1,854,649	1,926,854	3.75
BRAZIL	345,472	557,057	61.25	3,203,642	6,287,640	49.05
COLOMBIA	92,348	24,621	-73.34	762,717	40,939	-1,763.06
PERU	1,112	22,978	1,966.37	15,589	39,601	60.63
GUYANA	242	0	-100.00	3,408	0	--
TRINIDAD AND TOBAGO	1,922	330	-82.83	15,797	4,675	-237.90
JAMAICA	0	110	--	0	681	100.00
PUERTO RICO	8,032	8,271	2.98	80,179	82,799	3.16
DOMINICAN REPUBLIC	4,231	9,683	128.86	40,256	53,070	24.15
EL SALVADOR	3,102	852	-72.53	23,233	6,106	-280.49
COSTA RICA	474	6,246	1,217.72	5,126	57,210	91.04
HAITI	0	50	--	0	1,236	100.00
BARBADOS	2,504	196	-92.17	16,735	3,127	-435.18
ANTIGUA AND BARBUDA	211	0	-100.00	2,232	0	--
ARUBA	637	176	-72.37	6,281	4,326	-45.19
BERMUDA	167	69	-58.68	1,108	860	-28.84
CAYMAN ISLANDS	0	48	--	0	826	100.00
DOMINICA	82	177	115.85	1,991	3,146	36.71
FRENCH POLYNESIA	50	0	-100.00	1,203	0	--
GRENADA	0	113	--	0	1,782	100.00
NETHERLANDS ANTILLES	173	0	-100.00	834	0	--
SAINT KITTS AND NEVIS	137	0	-100.00	1,142	0	--
UNITED KINGDOM	1,707,080	874,245	-48.79	15,427,610	11,265,571	-36.94
NETHERLANDS	459,604	487,271	6.02	1,838,170	2,080,986	11.67
FRANCE	14,533	10,420	-28.30	100,478	92,401	-8.74
GERMANY, FED. REP. OF	950,529	738,386	-22.32	3,748,989	3,546,446	-5.71
AUSTRIA	10,440	762	-92.70	39,585	7,906	-400.70
BELGIUM	13,827	68,946	398.63	151,640	473,467	67.97
SWITZERLAND	24	1,228	5,016.67	490	11,540	95.75
DENMARK	89,401	107,391	20.12	409,631	524,627	21.92
NORWAY	139,023	137,480	-1.11	614,587	665,859	7.70
SWEDEN	237,394	354,172	49.19	1,103,996	1,732,534	36.28
FINLAND	159,494	251,724	57.83	708,978	1,542,710	54.04
ITALY	456,651	402,335	-11.89	1,546,123	1,711,184	9.65
SPAIN	99,048	63,806	-35.58	749,441	563,566	-32.98
PORTUGAL	0	29,709	--	0	94,649	100.00
GREECE	70,588	105,121	48.92	317,778	448,704	29.18
HUNGARY	123,410	138,664	12.36	597,586	685,287	12.80
POLAND	85,484	126,301	47.75	350,024	407,984	14.21
LITHUANIA	0	10,010	--	0	50,000	100.00
SLOVAKIA	6,255	22,878	265.76	15,176	61,229	75.21
RUSSIA FEDERATION	21,521	32,358	50.36	122,879	301,313	59.22
-UBI KAYU OLAHAN	13,116,900	41,399,054	215.62	1,407,025	4,565,348	69.18
JAPAN	29,897	130,000	334.83	20,849	86,598	75.92
HONG KONG	1,852	13,263	616.14	8,500	3,750	-126.67
KOREA, REPUBLIC OF	0	6,050,000	--	0	719,950	100.00
TAIWAN	3,279	13,659	316.56	1,025	3,439	70.19
CHINA	12,500,948	35,088,839	180.69	1,263,414	3,670,760	65.58
SINGAPORE	0	6,205	--	0	5,058	100.00
MALAYSIA	557,794	81,944	-85.31	74,120	38,580	-92.12
AUSTRALIA	341	445	30.50	767	655	-17.10

TABEL 5. PERKEMBANGAN EKSPOR INDONESIA MENURUT KOMODITI DAN NEGARA TUJUAN

JENIS BARANG	BERAT BERSIH (KG)		PERUB	NILAI FOB (US \$)		PERUB
	JAN-MAR 2006	JAN-MAR 2007	%	JAN-MAR 2006	JAN-MAR 2007	%
(1)	(2)	(3)	(4)	(5)	(6)	(7)
UNITED KINGDOM	22,789	12,199	-46.47	38,350	30,568	-25.46
NETHERLANDS	0	2,500	--	0	5,990	100.00
-INDUSTRI LAINNYA	474,741,368	1,333,046,100	180.79	794,227,824	1,042,273,288	23.80
JAPAN	34,950,986	36,183,802	3.53	93,706,047	130,001,593	27.92
HONG KONG	3,949,676	3,691,842	-6.53	8,756,449	11,582,098	24.40
KOREA, REPUBLIC OF	11,448,721	25,838,063	125.69	16,127,412	36,713,282	56.07
TAIWAN	15,423,280	18,073,523	17.18	13,732,452	14,761,461	6.97
CHINA	125,090,525	936,952,246	649.02	28,716,956	58,314,769	50.76
MONGOLIA	89,468	40,832	-54.36	165,466	69,099	-139.46
MACAU	2,520	234,531	9,206.79	10,217	57,297	82.17
PAPUA NEW GUINEA	1,004,929	1,507,165	49.98	1,087,848	1,383,073	21.35
THAILAND	20,475,051	16,143,753	-21.15	63,535,000	66,269,480	4.13
SINGAPORE	78,229,740	75,177,540	-3.90	176,601,416	195,624,027	9.72
PHILIPPINES	7,087,659	7,075,242	-0.18	15,259,521	20,451,084	25.39
MALAYSIA	28,591,082	32,730,199	14.48	60,371,780	66,229,250	8.84
MYANMAR (FORM. BURMA)	1,189,653	833,710	-29.92	653,856	581,896	-12.37
CAMBODIA	322,794	243,536	-24.55	533,945	489,468	-9.09
BRUNEI DARUSSALAM	205,561	106,548	-48.17	206,563	351,120	41.17
LAO PEOPLE'S DEMOCRATIC REPUBLI	42,249	432,235	923.07	901,095	1,710,257	47.31
NEPAL	41,934	70,900	69.08	45,388	133,986	66.12
VIET NAM	10,136,272	7,170,348	-29.26	18,486,097	17,157,025	-7.75
MALDIVES	937,453	323,457	-65.50	449,973	227,699	-97.62
INDIA	14,524,458	16,688,731	14.90	21,382,417	29,745,750	28.12
PAKISTAN	2,115,854	4,217,657	99.34	1,696,670	3,189,784	46.81
BANGLADESH	1,428,955	2,509,718	75.63	2,449,437	8,963,882	72.67
SRI LANKA	5,303,938	1,951,828	-63.20	4,612,511	4,681,212	1.47
AFGHANISTAN	2,980	10,196	242.15	2,275	73,603	96.91
IRAQ	3,017,661	0	-100.00	7,687,658	0	--
IRAN (ISLAMIC REPUBLIC OF)	1,488,487	1,159,357	-22.11	1,148,332	856,995	-34.00
SAUDI ARABIA	10,829,716	6,508,162	-39.90	8,982,293	8,615,419	-4.26
KUWAIT	443,850	2,040,776	359.79	449,644	727,577	38.20
JORDAN	139,284	76,609	-45.00	604,538	452,255	-33.67
LEBANON	130,988	120,489	-8.02	167,315	352,508	52.54
YEMEN	47,765	79,752	66.97	169,321	233,764	27.57
OMAN	183,351	240,725	31.29	286,169	1,043,925	72.59
SYRIA ARAB REPUBLIC	103,853	33,549	-67.70	114,924	133,585	13.97
TURKEY	744,685	1,126,471	51.27	1,344,674	1,983,008	32.19
UNITED ARAB EMIRATES	3,247,388	9,613,213	196.03	8,868,400	14,970,130	40.76
QATAR	2,106,670	1,018,563	-51.65	395,804	963,588	58.92
BAHRAIN	1,218,984	3,100,680	154.37	216,038	618,495	65.07
CYPRUS	54,220	59,511	9.76	55,323	44,846	-23.36
EGYPT	446,066	1,342,437	200.95	1,123,089	1,103,661	-1.76
LIBYAN ARAB JAMAHIRIYA	589,658	63,888	-89.17	693,423	252,270	-174.87
MOROCCO	309,205	3,178	-98.97	28,947	23,035	-25.67
TUNISIA	36	17,326	48,027.78	436	64,778	99.33
ALGERIA	1,425,747	2,087,019	46.38	3,332,132	5,428,849	38.62
SUDAN	472,273	142,155	-69.90	1,179,836	111,569	-957.49
ERITREA	0	157	--	0	2,160	100.00
LESOTHO	0	47,800	--	0	2,820	100.00
NAMIBIA	20,037	75,690	277.75	5,218	20,314	74.31
ETHIOPIA	319	16,976	5,221.63	2,451	2,492	1.65
TANZANIA, UNITED REPUBLIC OF	215,790	191,293	-11.35	280,348	455,046	38.39
MADAGASCAR	4,542	92,346	1,933.16	5,279	18,007	70.68
SOMALIA	0	320	--	0	1,577	100.00
KENYA	587,127	1,434,251	144.28	649,263	787,603	17.56
REUNION	437,262	258,109	-40.97	328,193	201,383	-62.97
MOZAMBIQUE	850	40,500	4,664.71	3,469	53,528	93.52
BOTSWANA	18,000	0	-100.00	24,000	0	--
EQUATORIAL GUINEA	17,027	1,675	-90.16	19,031	5,365	-254.73
TOGO	211,586	77,267	-63.48	290,917	165,824	-75.44
GHANA	715,603	1,131,411	58.11	1,138,717	1,565,731	27.27
LIBERIA	21,343	6,349	-70.25	20,000	7,650	-161.44
GUINEA	366,953	362,085	-1.33	332,194	613,520	45.85
ANGOLA	311,545	38,506	-87.64	320,910	32,689	-881.71
CONGO	50,290	54,390	8.15	52,178	11,422	-356.82
CAMEROON	44,926	32,532	-27.59	128,550	56,544	-127.35
NIGERIA	1,426,321	1,969,911	38.11	2,255,622	3,404,490	33.75
SIERRA LEONE	35,398	46,218	30.57	43,106	113,660	62.07
GABON	195,010	115,976	-40.53	165,306	409,956	59.68
COTE D'IVOIRE	338,462	43,097	-87.27	1,418,559	138,873	-921.48
SENEGAL	8,162	9,128	11.84	7,668	8,959	14.41
MALI	83,488	0	-100.00	75,827	0	--
BENIN	143,130	265,795	85.70	239,019	318,737	25.01
BURKINA FASO	8,772	5,770	-34.22	36,053	23,808	-51.43
GAMBIA	461	12,622	2,637.96	386	51,263	99.25
U.S. VIRGIN ISLANDS	390	190	-51.28	4,790	1,038	-361.46
SEYCHELLES	308,449	45,126	-85.37	88,197	61,111	-44.32

TABEL 5. PERKEMBANGAN EKSPOR INDONESIA MENURUT KOMODITI DAN NEGARA TUJUAN

JENIS BARANG	BERAT BERSIH (KG)		PERUB	NILAI FOB (US \$)		PERUB
	JAN-MAR 2006	JAN-MAR 2007	%	JAN-MAR 2006	JAN-MAR 2007	%
(1)	(2)	(3)	(4)	(5)	(6)	(7)
UGANDA	31,367	2,539	-91.91	136,912	16,482	-730.68
NIGER	865	11,413	1,219.42	1,370	41,844	96.73
DJIBOUTI	71,913	41,343	-42.51	42,170	29,708	-41.95
SWAZILAND	23,675	33,666	42.20	107,008	187,936	43.06
SOUTH AFRICA	3,053,932	4,280,797	40.17	6,278,784	3,032,736	-107.03
ZIMBABWE	0	760	--	0	6,750	100.00
MALAWI	0	95,356	--	0	86,774	100.00
MAURITIUS	35,507	35,939	1.22	44,279	37,369	-18.49
AUSTRALIA	20,644,091	13,611,642	-34.07	32,784,585	37,640,324	12.90
NEW ZEALAND	2,284,058	1,519,716	-33.46	2,961,356	3,571,094	17.07
MICRONESIA, FEDERATED STATES OF	4,809	0	-100.00	4,142	0	--
GUAM	23,280	7,027	-69.82	17,529	9,464	-85.22
PALAU	138	0	-100.00	1,103	0	--
NEW CALEDONIA	1,572,339	129,621	-91.76	445,066	192,841	-130.79
NORTHERN MARIANA ISLANDS	10,935	9,977	-8.76	28,763	2,856	-907.11
SAINT VINCENT AND THE GRENADINES	0	12	--	0	25	100.00
VANUATU	2,244	65,558	2,821.48	4,855	66,192	92.67
WALLIS AND FUTUNA ISLANDS	332	0	-100.00	422	0	--
AMERICAN SAMOA	700	5,239	648.43	500	97,776	99.49
COOK ISLANDS	1,072	77,178	7,099.44	2,923	58,566	95.01
FIJI	197,170	294,369	49.30	146,152	207,512	29.57
KIRIBATI	0	2,413	--	0	4,300	100.00
MARSHALL ISLANDS	18,523	0	-100.00	34,411	0	--
SAMOA	25,826	25,810	-0.06	7,693	22,536	65.86
SOLOMON ISLANDS	64,199	58,683	-8.59	276,661	201,180	-37.52
TONGA	66,744	515	-99.23	75,635	636	-11,792.30
TUVALU	0	453	--	0	382	100.00
CHRISTMAS ISLANDS	245	0	-100.00	942	0	--
EAST TIMOR	353,763	5,235	-98.52	432,566	26,878	-1,509.37
UNITED STATES	18,453,379	26,280,415	42.42	80,007,633	91,185,134	12.26
CANADA	3,204,748	2,564,443	-19.98	5,459,895	8,688,530	37.16
MEXICO	500,035	974,724	94.93	2,178,583	4,816,573	54.77
GUATEMALA	4,159	68	-98.36	55,006	66	-83,242.42
HONDURAS	0	21,562	--	0	4,646	100.00
NICARAGUA	549	0	-100.00	1,952	0	--
PANAMA	236,700	24,661	-89.58	850,291	201,246	-322.51
CUBA	0	100	--	0	314	100.00
SURINAME	0	16,987	--	0	89,331	100.00
CHILE	51,609	297,462	476.38	231,224	1,641,393	85.91
VENEZUELA	496,825	4,277,327	760.93	160,322	861,363	81.39
ARGENTINA	141,854	606,424	327.50	1,100,443	5,079,974	78.34
BRAZIL	915,113	260,730	-71.51	1,898,106	1,943,074	2.31
COLOMBIA	90,667	176,923	95.13	82,932	729,507	88.63
BOLIVIA	0	9,544	--	0	30,419	100.00
URUGUAY	59,279	678	-98.86	43,618	4,548	-859.06
PARAGUAY	3,198	14,206	344.22	12,636	47,758	73.54
ECUADOR	202,729	204,703	0.97	391,144	520,684	24.88
PERU	119,465	106,123	-11.17	419,755	762,466	44.95
GUYANA	0	110,545	--	0	276,429	100.00
TRINIDAD AND TOBAGO	11,541	10,165	-11.92	53,445	48,967	-9.14
BAHAMAS	0	414	--	0	153	100.00
JAMAICA	5,127	5,460	6.50	11,936	3,319	-259.63
PUERTO RICO	4,296	150,548	3,404.38	19,568	83,635	76.60
BELIZE	17,290	0	-100.00	24,602	0	--
DOMINICAN REPUBLIC	79,457	79,173	-0.36	81,473	207,755	60.78
EL SALVADOR	40,215	63,034	56.74	198,279	335,750	40.94
COSTA RICA	172,339	170,746	-0.92	209,334	487,195	57.03
HAITI	62,206	30,000	-51.77	126,801	54,000	-134.82
BARBADOS	7,861	9,486	20.67	9,736	963	-911.01
ANTIGUA AND BARBUDA	9,842	533	-94.58	4,807	2,780	-72.91
ANGUILLA	0	171	--	0	715	100.00
ARUBA	18,980	342	-98.20	22,750	602	-3,679.07
BERMUDA	1	105	10,400.00	23	1,968	98.83
CAPE VERDE	3,219	14,440	348.59	9,853	15,200	35.18
CAYMAN ISLANDS	61,405	469	-99.24	13,989	4,538	-208.26
DOMINICA	0	10,500	--	0	40,275	100.00
FALKLAND ISLANDS (MALVINAS)	126	0	-100.00	472	0	--
FRENCH GUIANA	485	707	45.77	1,107	1,672	33.79
FRENCH POLYNESIA	308,742	106,442	-65.52	193,634	157,093	-23.26
GREENLAND	0	3,699	--	0	32,238	100.00
GRENADA	150	20,894	13,829.33	2,112	36,113	94.15
MARTINIQUE	2,548	22,849	796.74	15,177	15,945	4.82
NETHERLANDS ANTILLES	4,951	80,538	1,526.70	18,930	91,038	79.21
TURKS AND CAICOS ISLANDS	22,037	97,859	344.07	5,031	2,332	-115.74
GUADELOUPE	7,536	29,302	288.83	17,159	27,669	37.98
SAINT KITTS AND NEVIS	0	273	--	0	5,700	100.00
UNITED KINGDOM	1,572,448	3,199,828	103.49	7,056,298	14,619,855	51.73
NETHERLANDS	2,112,601	8,110,852	283.93	6,357,776	39,135,339	83.75

TABEL 5. PERKEMBANGAN EKSPOR INDONESIA MENURUT KOMODITI DAN NEGARA TUJUAN

JENIS BARANG	BERAT BERSIH (KG)		PERUB	NILAI FOB (US \$)		PERUB
	JAN-MAR 2006	JAN-MAR 2007	%	JAN-MAR 2006	JAN-MAR 2007	%
(1)	(2)	(3)	(4)	(5)	(6)	(7)
FRANCE	2,830,367	4,456,095	57.44	8,761,241	8,517,786	-2.86
GERMANY, FED. REP. OF	2,332,460	5,391,662	131.16	16,369,857	24,041,788	31.91
AUSTRIA	276,667	501,232	81.17	1,085,399	3,310,101	67.21
BELGIUM	2,509,163	3,055,461	21.77	9,436,352	12,742,178	25.94
SWITZERLAND	91,478	174,889	91.18	622,875	768,080	18.90
LUXEMBOURG	0	8	--	0	3,779	100.00
GIBRALTAR	18	0	-100.00	643	0	--
MONACO	0	22,563	--	0	204,577	100.00
DENMARK	851,251	657,139	-22.80	4,079,090	3,149,846	-29.50
NORWAY	6,054,709	15,590,598	157.50	2,235,499	3,053,673	26.79
SWEDEN	521,789	501,270	-3.93	2,380,753	2,608,750	8.74
FINLAND	291,844	2,834,144	871.12	2,318,499	23,920,511	90.31
IRELAND	15,492	22,676	46.37	95,603	278,867	65.72
ITALY	3,309,067	3,303,029	-0.18	11,901,484	13,824,612	13.91
SPAIN	956,937	1,213,928	26.86	2,689,028	2,638,081	-1.93
PORTUGAL	34,517	97,529	182.55	122,162	300,719	59.38
ICELAND	2,977	153,083	5,042.19	8,741	70,461	87.59
GREECE	800,236	750,044	-6.27	2,334,151	1,710,679	-36.45
VATICAN CITY STATE (HOLY SEE)	0	4,385	--	0	3,750	100.00
CZECHOSLOVAKIA	40,000	59,419	48.55	12,760	90,455	85.89
HUNGARY	48,136	143,736	198.60	88,765	533,493	83.36
POLAND	290,751	592,194	103.68	2,151,516	2,869,642	25.02
ROMANIA	20,461	110,038	437.79	69,140	500,804	86.19
BULGARIA	52,783	5,289	-89.98	49,544	39,798	-24.49
YUGOSLAVIA	4,945	1,418	-71.32	17,830	2,185	-716.02
ARMENIA	12,701	8,416	-33.74	9,843	41,615	76.35
AZERBAIJAN	0	45	--	0	5,143	100.00
KAZAKHSTAN	18	73,116	406,100.00	357	198,724	99.82
UKRAINE	113,656	158,664	39.60	315,716	253,519	-24.53
LITHUANIA	17,231	2,333	-86.46	165,995	27,966	-493.56
LATVIA	7,019	42,307	502.75	148,476	250,738	40.78
ESTONIA	162,079	320,218	97.57	42,187	132,310	68.12
GEORGIA	68	25,440	37,311.76	324	13,693	97.63
CROATIA	8,251	403,287	4,787.73	52,281	174,012	69.96
MALTA	489	12,956	2,549.49	5,354	36,230	85.22
SLOVAKIA	27,033	15,432	-42.91	302,843	737,137	58.92
SLOVENIA	58,078	66,226	14.03	88,398	87,234	-1.33
CZECH REPUBLIC	17,467	15,026	-13.97	125,319	141,716	11.57
RUSSIA FEDERATION	320,923	362,138	12.84	681,802	1,872,189	63.58
BIJI TEMBAGA	483,203,346	575,640,087	19.13	841,397,133	1,365,752,539	38.39
JAPAN	138,397,601	176,335,769	27.41	217,190,043	398,642,163	45.52
KOREA, REPUBLIC OF	25,115,750	59,896,883	138.48	42,017,740	121,554,214	65.43
CHINA	24,989,836	13,523,201	-45.89	40,109,823	36,810,016	-8.96
SINGAPORE	20,000	0	-100.00	4,000	0	--
PHILIPPINES	56,699,858	67,867,840	19.70	105,892,918	149,154,098	29.00
INDIA	56,080,054	58,725,677	4.72	83,721,565	156,994,683	46.67
GERMANY, FED. REP. OF	0	23,101,200	--	0	36,381,195	100.00
SWITZERLAND	0	12,175,559	--	0	27,408,766	100.00
SPAIN	181,900,247	164,013,958	-9.83	352,461,044	438,807,404	19.68
BIJI NIKEL	770,203,000	2,293,636,605	197.80	29,100,977	141,011,732	79.36
JAPAN	532,804,000	585,435,005	9.88	21,140,480	56,185,634	62.37
CHINA	0	1,306,211,600	--	0	55,353,367	100.00
CAMEROON	0	38,150,000	--	0	1,669,062	100.00
AUSTRALIA	99,492,000	102,340,000	2.86	2,091,000	9,216,637	77.31
UNITED KINGDOM	0	50,500,000	--	0	5,128,310	100.00
GREECE	47,591,000	57,000,000	19.77	2,131,545	4,606,506	53.73
UKRAINE	90,316,000	154,000,000	70.51	3,737,952	8,852,216	57.77
BAUKSIT	1,212,589,012	1,513,979,662	24.86	9,664,496	13,348,261	27.60
JAPAN	198,309,000	114,909,000	-42.06	2,014,748	1,465,493	-37.48
KOREA, REPUBLIC OF	0	20,662	--	0	1,240	100.00
TAIWAN	23,300,000	0	-100.00	81,550	0	--
CHINA	990,980,012	1,395,550,000	40.83	7,568,198	11,853,528	36.15
THAILAND	0	3,500,000	--	0	28,000	100.00
BIJI TIMAH/TIN	122,492	192,745	57.35	66,064	27,935	-136.49
CHINA	21,200	100,000	371.70	9,200	27,000	65.93
THAILAND	12	0	-100.00	6	0	--
MALAYSIA	81,780	92,720	13.38	818	927	11.76
GERMANY, FED. REP. OF	0	25	--	0	8	100.00
BELGIUM	16,000	0	-100.00	2,400	0	--
SWEDEN	3,500	0	-100.00	53,640	0	--
BATU BARA	36,994,942,014	46,999,441,263	27.04	1,254,592,460	1,559,804,177	19.57
JAPAN	7,554,755,450	8,152,582,766	7.91	309,907,171	293,589,259	-5.56
HONG KONG	2,582,157,848	2,660,708,001	3.04	81,474,353	80,822,671	-0.81

TABEL 5. PERKEMBANGAN EKSPOR INDONESIA MENURUT KOMODITI DAN NEGARA TUJUAN

JENIS BARANG	BERAT BERSIH (KG)		PERUB	NILAI FOB (US \$)		PERUB
	JAN-MAR 2006	JAN-MAR 2007	%	JAN-MAR 2006	JAN-MAR 2007	%
(1)	(2)	(3)	(4)	(5)	(6)	(7)
KOREA, DEMOCRATIC PEOPLE'S REPL	62,001,000	0	-100.00	1,984,032	0	--
KOREA, REPUBLIC OF	5,255,222,857	6,137,275,793	16.78	159,391,498	203,689,503	21.75
TAIWAN	5,008,941,590	5,994,566,106	19.68	174,807,309	204,125,592	14.36
CHINA	830,414,741	4,439,629,289	434.63	23,977,770	147,494,112	83.74
PAPUA NEW GUINEA	0	22,346	--	0	35,003	100.00
THAILAND	1,445,872,664	1,830,199,191	26.58	42,948,367	53,478,466	19.69
SINGAPORE	53,501,037	18,522,032	-65.38	1,787,551	468,404	-281.63
PHILIPPINES	817,666,863	1,174,444,505	43.63	31,079,283	38,908,859	20.12
MALAYSIA	1,914,073,786	2,034,894,667	6.31	54,912,737	62,777,110	12.53
CAMBODIA	0	7,000,000	--	0	280,000	100.00
VIET NAM	151,002,000	144,121,242	-4.56	5,922,454	4,031,202	-46.92
INDIA	5,030,094,719	7,365,656,496	46.43	143,618,156	226,553,536	36.61
PAKISTAN	211,071,952	315,821,201	49.63	7,229,361	12,510,870	42.22
SRI LANKA	12,195,061	0	-100.00	347,604	0	--
SYRIA ARAB REPUBLIC	0	69,715,000	--	0	1,812,590	100.00
MOROCCO	62,242,000	0	-100.00	2,396,317	0	--
SIERRA LEONE	0	66,181,000	--	0	1,720,706	100.00
SOUTH AFRICA	0	500,000	--	0	225,000	100.00
AUSTRALIA	0	3,000	--	0	375	100.00
NEW ZEALAND	180,536,800	204,506,000	13.28	4,490,004	4,771,757	5.90
UNITED STATES	362,769,000	937,173,631	158.34	10,265,645	26,078,671	60.64
CHILE	332,387,677	461,273,157	38.78	10,996,780	15,939,059	31.01
UNITED KINGDOM	397,201,000	327,062,000	-17.66	10,720,813	8,356,856	-28.29
NETHERLANDS	940,376,000	404,176,592	-57.02	37,631,607	15,444,248	-143.66
FRANCE	201,918,000	72,045,000	-64.32	8,780,719	2,698,805	-225.36
BELGIUM	0	69,809,000	--	0	2,373,506	100.00
SWITZERLAND	366,715,763	790,644,497	115.60	12,176,671	26,918,713	54.77
IRELAND	168,971,000	320,976,000	89.96	9,649,933	11,112,225	13.16
ITALY	1,952,787,000	1,548,110,000	-20.72	72,894,039	64,318,913	-13.33
SPAIN	559,381,206	1,076,762,751	92.49	17,008,190	34,738,204	51.04
PORTUGAL	150,315,000	0	-100.00	8,174,129	0	--
GREECE	32,999,000	55,503,000	68.20	976,770	1,642,888	40.55
CROATIA	139,740,000	130,903,000	-6.32	4,581,762	5,748,395	20.29
SLOVENIA	217,631,000	188,654,000	-13.31	4,461,435	7,138,679	37.50
GRANIT	1,439,381,014	998,563,241	-30.63	5,284,899	4,152,231	-27.28
JAPAN	0	127	--	0	155	100.00
SINGAPORE	1,432,271,100	998,526,405	-30.28	4,783,624	4,142,389	-15.48
MALAYSIA	7,085,000	19,500	-99.72	51,224	1,290	-3,870.85
AUSTRALIA	0	2,323	--	0	372	100.00
UNITED STATES	0	14,886	--	0	8,025	100.00
NETHERLANDS	24,914	0	-100.00	450,051	0	--
PASIR ALAM	844,791,157	400,673,384	-52.57	6,073,344	4,650,520	-30.59
JAPAN	0	223	--	0	701	100.00
HONG KONG	69,150	282,000	307.81	9,933	112,800	91.19
KOREA, REPUBLIC OF	0	20,000	--	0	16,000	100.00
TAIWAN	10,000	0	-100.00	3,800	0	--
CHINA	17,851,876	8,653,011	-51.53	4,462,466	3,758,717	-18.72
THAILAND	20,812	3,000,000	14,314.76	4,456	30,000	85.15
SINGAPORE	817,159,307	388,718,000	-52.43	1,551,982	732,282	-111.94
PHILIPPINES	20,000	0	-100.00	2,000	0	--
SRI LANKA	9,659,904	0	-100.00	38,639	0	--
AUSTRALIA	48	150	212.50	48	20	-140.00
UNITED STATES	60	0	-100.00	20	0	--
HASIL TAMBANG LAIN	1,419,685,039	1,591,774,081	12.12	25,141,525	46,224,180	45.61
JAPAN	8,934,677	5,042,724	-43.56	506,421	575,912	12.07
HONG KONG	15,538,742	271,250	-98.25	342,216	94,589	-261.79
KOREA, REPUBLIC OF	4,342,053	3,247,295	-25.21	766,588	474,228	-61.65
TAIWAN	13,417,673	3,867,973	-71.17	697,268	414,119	-68.37
CHINA	457,043,898	1,020,589,002	123.30	13,288,112	31,473,495	57.78
MONGOLIA	0	21,000	--	0	3,992	100.00
PAPUA NEW GUINEA	170	0	-100.00	248	0	--
THAILAND	10,946,403	1,609,012	-85.30	1,100,538	162,853	-575.79
SINGAPORE	887,393,977	491,247,131	-44.64	2,090,260	2,551,475	18.08
PHILIPPINES	2,720,936	1,096,110	-59.72	532,938	228,892	-132.83
MALAYSIA	3,484,841	8,790,387	152.25	286,039	5,263,378	94.57
MYANMAR (FORM. BURMA)	364,000	20,000	-94.51	45,124	1,490	-2,928.46
CAMBODIA	1,600,310	1,657,431	3.57	215,574	102,605	-110.10
VIET NAM	3,438,280	2,129,740	-38.06	241,490	151,638	-59.25
INDIA	346,995	5,996,286	1,628.06	48,054	1,935,705	97.52
BANGLADESH	7,062,277	3,751,365	-46.88	795,395	394,008	-101.87
SRI LANKA	100,000	68,220	-31.78	8,043	5,640	-42.61
IRAN (ISLAMIC REPUBLIC OF)	60,000	42	-99.93	7,350	1,080	-580.56
SAUDI ARABIA	0	11,445	--	0	3,038	100.00
KUWAIT	17,371	0	-100.00	1,900	0	--
TURKEY	0	24,000	--	0	350	100.00

TABEL 5. PERKEMBANGAN EKSPOR INDONESIA MENURUT KOMODITI DAN NEGARA TUJUAN

JENIS BARANG	BERAT BERSIH (KG)		PERUB	NILAI FOB (US \$)		PERUB
	JAN-MAR 2006	JAN-MAR 2007	%	JAN-MAR 2006	JAN-MAR 2007	%
(1)	(2)	(3)	(4)	(5)	(6)	(7)
UNITED ARAB EMIRATES	84,000	38,500,000	45,733.33	12,520	616,000	97.97
CYPRUS	0	82	--	0	257	100.00
LESOTHO	0	20,000	--	0	1,180	100.00
TANZANIA, UNITED REPUBLIC OF	219,500	0	-100.00	41,646	0	--
MADAGASCAR	0	26,250	--	0	814	100.00
KENYA	322,000	29,952	-90.70	63,138	7,104	-788.77
NIGERIA	200,000	160,000	-20.00	53,838	45,232	-19.03
SOUTH AFRICA	417,185	51,450	-87.67	82,011	8,400	-876.32
MAURITIUS	0	9,471	--	0	7,781	100.00
AUSTRALIA	403,665	2,800,906	593.87	179,275	274,435	34.67
NEW ZEALAND	57,249	1,000	-98.25	10,927	125	-8,641.60
GUAM	0	2,160	--	0	295	100.00
NEW CALEDONIA	0	2,627	--	0	1,726	100.00
COOK ISLANDS	0	153	--	0	147	100.00
FIJI	0	143,000	--	0	12,136	100.00
UNITED STATES	501,631	224,370	-55.27	432,113	144,352	-199.35
CANADA	19,164	4,105	-78.58	15,529	10,253	-51.46
ARGENTINA	0	2	--	0	13	100.00
BRAZIL	36,253	5,631	-84.47	7,070	3,223	-119.36
FRENCH GUIANA	0	304	--	0	705	100.00
FRENCH POLYNESIA	0	2,110	--	0	3,286	100.00
MARTINIQUE	34	0	-100.00	159	0	--
GUADELOUPE	0	267	--	0	236	100.00
UNITED KINGDOM	77,465	53,731	-30.64	27,862	53,119	47.55
NETHERLANDS	49,877	40,567	-18.67	134,610	41,730	-222.57
FRANCE	12,670	60,939	380.97	12,574	15,588	19.34
GERMANY, FED. REP. OF	935	54,026	5,678.18	2,369	39,406	93.99
AUSTRIA	0	23,926	--	0	18,894	100.00
BELGIUM	22,877	20,006	-12.55	3,046,991	1,013,713	-200.58
SWITZERLAND	340,301	0	-100.00	30,641	0	--
DENMARK	0	1,562	--	0	5	100.00
NORWAY	40,400	0	-100.00	2,020	0	--
ITALY	0	39,997	--	0	25,811	100.00
SPAIN	66,518	45,885	-31.02	11,028	31,170	64.62
PORTUGAL	0	1,418	--	0	1,457	100.00
GREECE	712	63	-91.15	1,646	189	-770.90
HUNGARY	0	3,130	--	0	5,055	100.00
SLOVENIA	0	4,578	--	0	1,856	100.00
BARANG-BARANG SENI	693,711	904,207	30.34	1,713,812	2,100,605	18.41
JAPAN	51,635	42,956	-16.81	260,236	184,008	-41.43
HONG KONG	2,122	6,524	207.45	11,451	15,780	27.43
KOREA, REPUBLIC OF	16,605	1,986	-88.04	25,209	4,360	-478.19
TAIWAN	4,939	76,460	1,448.09	15,201	127,735	88.10
CHINA	270	185	-31.48	4,025	2,768	-45.41
PAPUA NEW GUINEA	0	69	--	0	39	100.00
THAILAND	1,669	586	-64.89	439	3,592	87.78
SINGAPORE	8,988	12,927	43.83	48,327	107,704	55.13
PHILIPPINES	51	3,131	6,039.22	140	9,327	98.50
MALAYSIA	57,466	12,073	-78.99	63,768	32,165	-98.25
BRUNEI DARUSSALAM	183	1,962	972.13	53	545	90.28
VIET NAM	25	0	-100.00	253	0	--
MALDIVES	456	1,860	307.89	2,977	22,099	86.53
INDIA	3,269	350	-89.29	5,140	454	-1,032.16
SRI LANKA	579	781	34.89	1,539	163	-844.17
IRAN (ISLAMIC REPUBLIC OF)	0	3,549	--	0	5,610	100.00
SAUDI ARABIA	3,000	5,544	84.80	9,267	4,816	-92.42
KUWAIT	20,000	150	-99.25	1,100	2,179	49.52
JORDAN	860	0	-100.00	547	0	--
LEBANON	0	45	--	0	11	100.00
YEMEN	279	0	-100.00	418	0	--
OMAN	0	347	--	0	161	100.00
TURKEY	39,389	46,998	19.32	52,746	65,396	19.34
UNITED ARAB EMIRATES	12,216	12,358	1.16	12,988	53,805	75.86
QATAR	91	0	-100.00	80	0	--
BAHRAIN	0	192	--	0	451	100.00
CYPRUS	50	0	-100.00	9,345	0	--
EGYPT	189	419	121.69	156	426	63.38
MOROCCO	0	366	--	0	5,418	100.00
MADAGASCAR	0	1	--	0	1	100.00
KENYA	0	897	--	0	715	100.00
REUNION	731	4,481	513.00	1,351	2,543	46.87
TOGO	0	16	--	0	15	100.00
COTE D'IVOIRE	0	112	--	0	117	100.00
SENEGAL	0	18,761	--	0	16,560	100.00
SOUTH AFRICA	166	6,060	3,550.60	206	11,272	98.17
MAURITIUS	0	160	--	0	331	100.00
VIRGIN ISLANDS (BRITISH)	4	0	-100.00	40	0	--

TABEL 5. PERKEMBANGAN EKSPOR INDONESIA MENURUT KOMODITI DAN NEGARA TUJUAN

JENIS BARANG	BERAT BERSIH (KG)		PERUB	NILAI FOB (US \$)		PERUB
	JAN-MAR 2006	JAN-MAR 2007	%	JAN-MAR 2006	JAN-MAR 2007	%
	(1)	(2)	(3)	(4)	(5)	(6)
AUSTRALIA	59,878	64,330	7.44	96,488	156,452	38.33
NEW ZEALAND	1,327	5,533	316.96	3,745	9,780	61.71
GUAM	813	570	-29.89	1,150	2,291	49.80
NEW CALEDONIA	1,902	3,415	79.55	4,058	10,661	61.94
NORTHERN MARIANA ISLANDS	0	33	--	0	251	100.00
VANUATU	330	187	-43.33	621	102	-508.82
COOK ISLANDS	4,447	0	-100.00	11,247	0	--
FIJI	8,673	406	-95.32	17,334	538	-3,121.93
UNITED STATES	57,559	61,526	6.89	248,634	229,237	-8.46
CANADA	3,382	5,347	58.10	6,236	19,843	68.57
MEXICO	508	169	-66.73	2,114	610	-246.56
PANAMA	690	263	-61.88	450	281	-60.14
CHILE	109	3,886	3,465.14	190	3,000	93.67
ARGENTINA	0	8	--	0	6	100.00
BRAZIL	1,132	742	-34.45	1,950	72,543	97.31
COLOMBIA	0	155	--	0	146	100.00
BAHAMAS	0	516	--	0	879	100.00
JAMAICA	0	721	--	0	165	100.00
PUERTO RICO	495	0	-100.00	389	0	--
DOMINICAN REPUBLIC	193	1,557	706.74	179	4,601	96.11
EL SALVADOR	235	0	-100.00	482	0	--
COSTA RICA	1,085	130	-88.02	560	49	-1,042.86
CAYMAN ISLANDS	22	0	-100.00	894	0	--
FRENCH POLYNESIA	5,799	9,038	55.85	5,165	13,124	60.64
MARTINIQUE	707	180	-74.54	1,197	330	-262.73
NETHERLANDS ANTILLES	90	1,221	1,256.67	3,690	6,065	39.16
GUADELOUPE	161	298	85.09	440	696	36.78
UNITED KINGDOM	14,122	9,391	-33.50	52,844	23,789	-122.14
NETHERLANDS	26,540	31,139	17.33	77,740	69,080	-12.54
FRANCE	64,703	97,393	50.52	228,525	280,275	18.46
GERMANY, FED. REP. OF	48,790	125,228	156.67	67,422	119,405	43.54
AUSTRIA	571	1,161	103.33	1,934	3,037	36.32
BELGIUM	34,303	29,929	-12.75	77,385	69,441	-11.44
SWITZERLAND	330	3,682	1,015.76	331	9,410	96.48
DENMARK	1,526	8,821	478.05	10,273	30,987	66.85
SWEDEN	3,620	374	-89.67	5,107	768	-564.97
FINLAND	0	60	--	0	144	100.00
IRELAND	1,706	518	-69.64	1,613	879	-83.50
ITALY	62,258	77,073	23.80	133,100	137,873	3.46
SPAIN	50,004	89,116	78.22	102,702	130,327	21.20
PORTUGAL	74	407	450.00	768	869	11.62
GREECE	3,027	1,630	-46.15	4,021	4,277	5.99
HUNGARY	5,189	109	-97.90	11,896	188	-6,227.66
POLAND	0	201	--	0	905	100.00
ROMANIA	691	2,099	203.76	515	1,443	64.31
BULGARIA	126	650	415.87	90	766	88.25
YUGOSLAVIA	0	13	--	0	16	100.00
UKRAINE	132	170	28.79	300	160	-87.50
CROATIA	181	1,205	565.75	127	1,714	92.59
MALTA	0	242	--	0	555	100.00
SLOVAKIA	364	0	-100.00	290	0	--
CZECH REPUBLIC	0	55	--	0	207	100.00
RUSSIA FEDERATION	685	1,004	46.57	2,614	1,874	-39.49
BARANG KIRIMAN, POS DAN YANG DIK	0	2,250	--	0	651	100.00
MALAYSIA	0	2,250	--	0	651	100.00
LAINNYA	119	8	-93.28	7,521	21	-35,714.29
JAPAN	17	8	-52.94	7,000	21	-33,233.33
HONG KONG	100	0	-100.00	500	0	--
SINGAPORE	1	0	-100.00	10	0	--
UNITED STATES	1	0	-100.00	11	0	--
TOTAL EKSPOR	68,895,937,826	81,331,987,485	18.05	22,452,046,422	25,581,853,424	13.94