

Katalog/Catalog: B202010.74

ISSN 2614-0675



# EKSPOR DAN IMPOR

**PROVINSI SULAWESI TENGGARA**

*Exports and Imports of  
Sulawesi Tenggara Province*

# 2023

Volume 11, 2024



**BADAN PUSAT STATISTIK  
PROVINSI SULAWESI TENGGARA**  
*BPS-Statistics Sulawesi Tenggara Province*



# EKSPOR DAN IMPOR

**PROVINSI SULAWESI TENGGARA**

*Exports and Imports of  
Sulawesi Tenggara Province*

# 2023

**Volume 11, 2024**



**BADAN PUSAT STATISTIK  
PROVINSI SULAWESI TENGGARA**  
*BPS-Statistics Sulawesi Tenggara Province*



# EKSPOR DAN IMPOR PROVINSI SULAWESI TENGGARA 2023

**EXPORTS AND IMPORTS OF SULAWESI TENGGARA PROVINCE 2023**

Volume 11, 2024

**Katalog BPS/Catalog** : 8202010.74  
**ISSN** : 2614-0675  
**Nomor Publikasi/Publication Number** : 74000.24028

**Ukuran Buku/Book Size** : 21,5 x 29,7 cm  
**Jumlah Halaman/Total Pages** : xiv+68 halaman (*pages*)

**Penyusun Naskah/Manuscript Drafter:**

Badan Pusat Statistik Provinsi Sulawesi Tenggara/BPS- *Statistics of Sulawesi Tenggara Province*

**Penyunting/Editor:**

Badan Pusat Statistik Provinsi Sulawesi Tenggara/BPS- *Statistics of Sulawesi Tenggara Province*

**Pembuat Cover/Cover Designer:**

Badan Pusat Statistik Provinsi Sulawesi Tenggara/BPS- *Statistics of Sulawesi Tenggara Province*

**Penerbit/Publisher:**

©Badan Pusat Statistik Provinsi Sulawesi Tenggara/BPS- *Statistics of Sulawesi Tenggara Province*

**Dilarang mereproduksi atau menggandakan sebagian atau seluruh isi buku ini untuk tujuan komersial tanpa izin tertulis dari Badan Pusat Statistik Provinsi Sulawesi Tenggara**

*It is prohibited to reproduce and/or duplicate part or all of this book for commercial purposes without the permission from BPS-Statistics of Sulawesi Tenggara Province*

## TIM PENYUSUN/COMPILERS

### **Ekspor dan Impor Provinsi Sulawesi Tenggara 2023**

*Exports and Imports of Sulawesi Tenggara Province 2023*

Volume 11, 2024

**Pengarah/Director:**

Ir. Surianti Toar, MS

**Penanggung Jawab/Person in Charge:**

Erra Septy Vibriane, S.Si, ME

**Penyunting/Editors:**

Erra Septy Vibriane, S.Si, ME

Muh. Amin, SE

**Pengolah Data dan Penulis Naskah/Data Processors and Authors:**

Adiman Suriawan, SE, ME

Titin Yuniarty, SST, M.Si

**Pembuat Infografis/Infographics Designer:**

Muhammad Ahnan Prastito, SST

**Penata Letak/Layouters:**

Adiman Suriawan, SE, ME

Titin Yuniarty, SST, M.Si

**Penerjemah/Translator:**

Titin Yuniarty, SST, M.Si





# KATA PENGANTAR

**Publikasi Ekspor dan Impor Provinsi Sulawesi Tenggara 2023** merupakan salah satu publikasi yang diterbitkan BPS Provinsi Sulawesi Tenggara secara berkala. Publikasi ini merupakan lanjutan publikasi sejenis yang diterbitkan tahun sebelumnya, yang menyajikan data tentang ekspor/impor menurut negara tujuan/asal, ekspor/impor menurut komoditi dan ekspor/impor menurut pelabuhan muat/pelabuhan bongkar.

Data yang disajikan dalam publikasi ini merupakan hasil pengolahan dari dokumen Pemberitahuan Ekspor Barang (PEB) dan Pemberitahuan Impor Barang (PIB) yang berasal dari eksportir/importir dan telah dilegalisasi oleh pihak Bea dan Cukai.

Kepada semua pihak yang telah membantu hingga terbitnya publikasi ini, kami sampaikan ucapan terima kasih dan penghargaan yang setinggi-tingginya. Semoga publikasi ini bermanfaat, utamanya dalam upaya peningkatan ekspor wilayah Sulawesi Tenggara.

Kendari, Juli 2024  
Plt. Kepala Badan Pusat Statistik  
Provinsi Sulawesi Tenggara,

**IR. SURIANTI TOAR, MS.**



## **PREFACE**

*The publication of Exports and Imports of Sulawesi Tenggara Province 2023 is an annual publication presenting exports/imports data such as exports/imports by destination/origin countries, exports/imports by commodities and exports/imports by loading/unloading ports.*

*The presented data in this publication were obtained from the export declaration (PEB) and import declaration (PIB) derived from the exporter / importer and has been legalized by National Customs.*

*To all parties who have been contribute, we would like to thank and appreciate alot. Hopefully, these publication can be used, especially for those who in charged in export activities of Sulawesi Tenggara.*

Kendari, July 2024  
Caretaker Chief Statistician of  
Sulawesi Tenggara Province,



**IR. SURIANTI TOAR, MS.**





# DAFTAR ISI / CONTENTS

## Ekspor dan Impor Provinsi Sulawesi Tenggara 2023

### *Exports and Imports of Sulawesi Tenggara Province 2023*

Volume 11, 2024

Bab/Chapter

Halaman/Page

KATA PENGANTAR/PREFACE .....	v
DAFTAR ISI/CONTENTS.....	vii
DAFTAR TABEL/TABLES.....	ix
DAFTAR GAMBAR/FIGURES.....	xi
DAFTAR LAMPIRAN/APPENDIX .....	xiii
<b>1. PENDAHULUAN</b>	
<i>INTRODUCTION</i> .....	<b>2</b>
1.1 Latar Belakang <i>Background</i> .....	3
1.2 Maksud dan Tujuan <i>Objectives and Goals</i> .....	3
1.3 Ruang Lingkup <i>Coverage</i> .....	3
1.4 Sistematika Penulisan <i>Systematics of Writing</i> .....	4
<b>2. METODE PENGHITUNGAN</b>	
<i>CALCULATION METHODOLOGY</i> .....	<b>5</b>
2.1 Metodologi Pengumpulan Data <i>Data Collecting</i> .....	7
2.2 Metodologi Pengolahan Data <i>Data Processing</i> .....	7
2.3 Konsep dan Definisi <i>Concept and Definition</i> .....	7
<b>3. STATISTIK EKSPOR</b>	
<i>EXPORTS STATISTICS</i> .....	<b>11</b>
3.1 Perkembangan Ekspor Sulawesi Tenggara 2018–2023/ <i>Exports Progress of Sulawesi Tenggara 2018–2023</i> .....	13
3.2 Nilai Ekspor Provinsi Sulawesi Tenggara menurut Pelabuhan Muat/ <i>Exports Value in Sulawesi Tenggara Province by Loading Ports</i> .....	14
3.3 Ekspor menurut Kelompok Komoditi/ <i>Exports by Group of Commodities</i> .....	16
3.4 Ekspor menurut Negara Tujuan/ <i>Exports by Country of Destination</i> .....	18



3.5	Ekspor Sulawesi Tenggara Per Bulan Tahun 2023/ <i>Exports of Sulawesi Tenggara Monthly 2023</i> .....	19
3.6	Peranan Ekspor Sulawesi Tenggara terhadap Ekspor Nasional/ <i>The Role of Sulawesi Tenggara Exports to National Exports</i> .....	21
<b>4.</b>	<b>STATISTIK IMPOR</b>	
	<i>IMPORTS STATISTICS</i> .....	<b>25</b>
4.1	Perkembangan Impor Sulawesi Tenggara Tahun 2018–2023/ <i>Progress of Sulawesi Tenggara Imports 2018–2023</i> .....	27
4.2	Nilai Impor Sulawesi Tenggara menurut Pelabuhan Bongkar/ <i>Imports Value in Sulawesi Tenggara Province by Unloading Ports</i> .....	28
4.3	Impor menurut Kelompok Barang <i>Imports by Commodity Group</i> .....	30
4.4	Impor menurut Negara asal Barang <i>Imports by Country of origin Goods</i> .....	31
4.5	Impor Sulawesi Tenggara Per Bulan Tahun 2023 <i>Imports of Sulawesi Tenggara Monthly in 2023</i> .....	33
4.6	Peranan Impor Sulawesi Tenggara terhadap Impor Nasional <i>The Role of Sulawesi Tenggara Imports against National imports</i> .....	35
	DAFTAR PUSTAKA/ <i>BIBLIOGRAPHY</i> .....	37
	LAMPIRAN TABEL EKSPOR/ <i>EXPORTS TABLE APPENDIX</i> .....	39
	LAMPIRAN TABEL IMPOR/ <i>IMPORTS TABLE APPENDIX</i> .....	51



# DAFTAR TABEL/TABLES

Tabel/Table	Halaman/Page
<b>3.1</b>	<b>Bobot dan Nilai Ekspor Sulawesi Tenggara, 2018–2023</b>
	<i>Weight and Value of Exports in Sulawesi Tenggara Province, 2018–2023</i> ..... 13
<b>3.2</b>	<b>Nilai Ekspor Sulawesi Tenggara menurut Pelabuhan Muat, 2022 dan 2023</b>
	<i>Value of Exports in Sulawesi Tenggara Province by Loading Ports, 2022 and 2023</i> ..... 15
<b>3.3</b>	<b>Bobot, Nilai dan Kontribusi Ekspor Sulawesi Tenggara menurut Komoditi, 2023</b>
	<i>Weight, Value and Share of Exports in Sulawesi Tenggara Province by commodities (HS 2 Digit), 2023</i> ..... 16
<b>3.4</b>	<b>Bobot, Nilai dan Kontribusi Ekspor Sulawesi Tenggara menurut Negara Tujuan, 2023</b>
	<i>Weight, Value and Share of Exports in Sulawesi Tenggara Province by Destination Countries, 2023</i> ..... 18
<b>3.5</b>	<b>Nilai dan Kontribusi Ekspor Sulawesi Tenggara Januari–Desember, 2023</b>
	<i>Value and Share of Exports in Sulawesi Tenggara Province January–December, 2023</i> ..... 20
<b>3.6</b>	<b>Peranan Bobot Ekspor Sulawesi Tenggara terhadap Nasional, 2018–2023</b>
	<i>Share of Exports Weight in Sulawesi Tenggara Province to National Exports Weight, 2018–2023</i> ..... 22
<b>3.7</b>	<b>Peranan Nilai Ekspor Sulawesi Tenggara terhadap Nasional, 2018–2023</b>
	<i>Share of Exports Value in Sulawesi Tenggara Province to National Exports Weight, 2018–2023</i> ..... 23
<b>4.1</b>	<b>Bobot dan Nilai Impor Sulawesi Tenggara, 2018–2023</b>
	<i>Weight and Value of Imports in Sulawesi Tenggara Province, 2018–2023</i> ..... 27
<b>4.2</b>	<b>Nilai Impor Sulawesi Tenggara menurut Pelabuhan Bongkar, 2022 dan 2023</b>
	<i>Value of Imports in Sulawesi Tenggara Province by Unloading Ports, 2022 and 2023</i> ..... 29
<b>4.3</b>	<b>Bobot, Nilai dan Kontribusi Impor 5 Komoditi Utama Sulawesi Tenggara, 2023</b>
	<i>Weight, Value and Share of 5 Major Commodities of Imports in Sulawesi Tenggara Province, 2023</i> ..... 30
<b>4.4</b>	<b>Bobot, Nilai, dan Kontribusi Impor Sulawesi Tenggara menurut Negara Asal, 2023</b>
	<i>Weight, Value and Share of Imports in Sulawesi Tenggara Province by Origin Countries, 2023</i> ..... 32
<b>4.5</b>	<b>Nilai Impor Sulawesi Tenggara Januari–Desember, 2023 (CIF Juta US\$)</b>
	<i>Imports Value in Sulawesi Tenggara Province January–December, 2023 (CIF million US\$)</i> ..... 34
<b>4.6</b>	<b>Peranan Bobot Impor Sulawesi Tenggara terhadap Nasional, 2018–2023</b>
	<i>Share of Imports Weight in Sulawesi Tenggara Province to National Exports Weight, 2018–2023</i> ..... 35
<b>4.7</b>	<b>Peranan Nilai Impor Sulawesi Tenggara terhadap Nasional, 2018–2023</b>
	<i>Share of Imports Value in Sulawesi Tenggara Province to National Exports Weight, 2018–2023</i> ..... 36





# DAFTAR GAMBAR/FIGURES

Gambar/Figure	Halaman/Page
<b>3.1</b>	<b>Bobot dan Nilai Ekspor Sulawesi Tenggara, 2018–2023</b>
	<i>Weight and Value of Exports in Sulawesi Tenggara Province, 2018–2023</i> ..... 14
<b>3.2</b>	<b>Kontribusi Nilai Ekspor Sulawesi Tenggara menurut Pelabuhan Muat, 2022 dan 2023</b>
	<i>Share Value of Exports in Sulawesi Tenggara Province by Loading Ports, 2022 and 2023</i> ..... 15
<b>3.3</b>	<b>Nilai Ekspor Sulawesi Tenggara menurut Komoditi (HS 2 Digit) dalam juta US\$, 2022 dan 2023</b>
	<i>Exports Value in Sulawesi Tenggara Province by Commodities (HS 2 Digit) in millions US\$, 2022 and 2023</i> ..... 17
<b>3.4</b>	<b>Nilai Ekspor Sulawesi Tenggara menurut Negara Tujuan, 2023</b>
	<i>Value of Exports in Sulawesi Tenggara Province by Destination Countries, 2023</i> ..... 19
<b>3.5</b>	<b>Perkembangan Bobot dan Nilai Ekspor Sulawesi Tenggara Januari–Desember, 2023</b>
	<i>Progress of Exports Weight and Exports Value in Sulawesi Tenggara Province January–December, 2023</i> ..... 21
<b>4.1</b>	<b>Bobot dan Nilai Impor Sulawesi Tenggara, 2018–2023</b>
	<i>Weight and Value of Imports in Sulawesi Tenggara Province, 2018–2023</i> ..... 28
<b>4.2</b>	<b>Kontribusi Nilai Impor Sulawesi Tenggara menurut Pelabuhan Bongkar, 2022 dan 2023</b>
	<i>Share Value of Imports in Sulawesi Tenggara Province by Unloading Ports, 2022 and 2023</i> ..... 29
<b>4.3</b>	<b>Nilai Impor Sulawesi Tenggara menurut Komoditi, 2022 dan 2023</b>
	<i>Imports Value in Sulawesi Tenggara Province by Commodities (HS 2 Digit), 2022 and 2023</i> ..... 31
<b>4.4</b>	<b>Nilai Impor Sulawesi Tenggara menurut Negara Asal, 2023</b>
	<i>Imports Value in Sulawesi Tenggara Province by Origin Countries (HS 2 Digit), 2023</i> ..... 33
<b>4.5</b>	<b>Perkembangan Bobot dan Nilai Impor Sulawesi Tenggara Januari–Desember, 2023 (CIF juta US\$)</b>
	<i>Progress of Imports Weight and Imports Value in Sulawesi Tenggara Province January–December, 2023 (CIF million US\$)</i> ..... 34





# DAFTAR LAMPIRAN/APPENDIX

Lampiran/Appendix

Halaman/Page

1.1	<b>Bobot Ekspor Provinsi Sulawesi Tenggara menurut Negara Per Komoditi (juta Kg), 2023</b> <i>Weight of Exports in Sulawesi Tenggara Province by Countries/Commodities (million Kgs), 2023</i> .....	41
1.2	<b>Nilai Ekspor Provinsi Sulawesi Tenggara menurut Negara Per Komoditi (juta US\$), 2023</b> <i>Value of Exports in Sulawesi Tenggara Province by Countries/Commodities (million US\$), 2023</i> .....	43
1.3	<b>Bobot Ekspor Provinsi Sulawesi Tenggara, menurut 5 Kelompok Barang Utama per Bulan (juta Kg), 2023</b> <i>Weight of Exports in Sulawesi Tenggara Province by 5 Major Commodity Exports Monthly (million Kgs), 2023</i> .....	45
1.4	<b>Nilai Ekspor Provinsi Sulawesi Tenggara, menurut 5 Kelompok Barang Utama per Bulan (juta US\$), 2023</b> <i>Value of Exports in Sulawesi Tenggara Province by 5 Major Commodity Exports Monthly (million US\$), 2023</i> .....	46
1.5	<b>Bobot Ekspor Provinsi Sulawesi Tenggara, menurut Negara Tujuan Utama per Bulan (juta Kg), 2023</b> <i>Exports Weight in Sulawesi Tenggara Province by Major Destination Countries Monthly (million Kgs), 2023</i> .....	47
1.6	<b>Nilai Ekspor Provinsi Sulawesi Tenggara, menurut Negara Tujuan Utama per Bulan (juta US\$), 2023</b> <i>Exports Value in Sulawesi Tenggara Province by Major Destination Countries Monthly (million US\$), 2023</i> .....	48
1.7	<b>Bobot Ekspor 5 Komoditi Utama Provinsi Sulawesi Tenggara, menurut Negara Tujuan (juta Kg), 2023</b> <i>Exports Weight Of 5 Major Commodity in Sulawesi Tenggara Province by Destination Countries (million Kg), 2023</i> .....	49
1.8	<b>Nilai Ekspor 5 Komoditi Utama Provinsi Sulawesi Tenggara, menurut Negara Tujuan (juta Kg), 2023</b> <i>Exports Value Of 5 Major Commodity in Sulawesi Tenggara Province by Destination Countries (million Kgs), 2023</i> .....	50
2.1	<b>Bobot Impor Provinsi Sulawesi Tenggara menurut Negara Per Komoditi (juta Kg), 2023</b> <i>Weight of Imports in Sulawesi Tenggara Province by Countries/Commodities (million Kgs), 2023</i> .....	53
2.2	<b>Nilai Impor Provinsi Sulawesi Tenggara menurut Komoditi (juta US\$), 2023</b> <i>Value of Imports in Sulawesi Tenggara Province by Commodities (million US\$), 2023</i> .....	57



2.3	<b>Bobot Impor Provinsi Sulawesi Tenggara, menurut 5 Kelompok Barang Utama per Bulan (juta Kg), 2023</b> <i>Weight of Imports in Sulawesi Tenggara Province by 5 Major Commodity Exports Monthly (million Kgs), 2023</i> .....	61
2.4	<b>Nilai Impor Provinsi Sulawesi Tenggara, menurut 5 Kelompok Barang Utama per Bulan (juta US\$), 2023</b> <i>Value of Imports in Sulawesi Tenggara Province by 5 Major Commodity Exports Monthly (million US\$), 2023</i> .....	62
2.5	<b>Bobot Impor Provinsi Sulawesi Tenggara, menurut Negara Asal Utama (juta Kg), 2023</b> <i>Imports Weight in Sulawesi Tenggara Province by Origin Countries (million Kgs), 2023</i> .....	63
2.6	<b>Nilai Impor Provinsi Sulawesi Tenggara, menurut Negara Asal Utama per Bulan (juta US\$), 2023</b> <i>Imports Value in Sulawesi Tenggara Province by Major Origin Countries Monthly (million US\$), 2023</i> .....	64
2.7	<b>Bobot Impor 5 Komoditi Utama Provinsi Sulawesi Tenggara, menurut Negara Asal (juta Kg), 2023</b> <i>Imports Weight Of 5 Major Commodity in Sulawesi Tenggara Province by Origin Countries (million Kg), 2023</i> .....	65
2.8	<b>Nilai Impor 5 Komoditi Utama Provinsi Sulawesi Tenggara, menurut Negara Asal (juta Kg), 2023</b> <i>Imports Value Of 5 Major Commodity in Sulawesi Tenggara Province by Origin Countries (million Kg), 2023</i> .....	66
2.9	<b>Bobot Impor Provinsi Sulawesi Tenggara menurut Pelabuhan Bongkar per Bulan (juta Kg), 2023</b> <i>Weight of Imports in Sulawesi Tenggara Province by Unloading Ports Monthly (million Kg), 2023</i> .....	67
2.10	<b>Nilai Impor Provinsi Sulawesi Tenggara menurut Pelabuhan Bongkar per Bulan (juta US\$), 2023</b> <i>Value of Imports in Sulawesi Tenggara Province by Unloading Ports Monthly (million US\$), 2023</i> .....	68



# Pendahuluan

## *Introduction*

### **Ekspor**

*Exports*

Data ekspor yang menjadi cakupan dalam publikasi ini adalah semua barang asal Sulawesi Tenggara yang keluar negeri, baik melalui pelabuhan muat wilayah Sulawesi Tenggara (ekspor langsung) maupun luar wilayah Sulawesi Tenggara (ekspor tidak langsung),

*The export data which is covered in this publication are all goods from Sulawesi Tenggara that go overseas, both through the loading port of Sulawesi Tenggara region (direct export) and outside Sulawesi Tenggara region (indirect export),*

### **Impor**

*Imports*

Data impor dalam publikasi ini adalah semua barang yang masuk dari luar negeri melalui pelabuhan bongkar wilayah Sulawesi Tenggara tanpa memperhatikan domisili pelaku impor atau penggunaan akhir barang impor tersebut,

*Imports data in this publication are all goods imported from abroad through the unloading port region of Sulawesi Tenggara regardless of the location of the perpetrator importers or the end use of the imported goods.*







## 1.1 Latar Belakang

Sektor pertambangan hingga saat ini masih menjadi sektor andalan di wilayah yang dikenal dengan sebutan “Bumi Anoa”. Tanah di sebagian besar wilayah Provinsi Sulawesi Tenggara memiliki kandungan tambang yang menjanjikan dan telah banyak perusahaan yang melakukan eksplorasi di beberapa kabupaten, seperti: Buton, Konawe, Konawe Utara, dan kabupaten lain. Sumber daya alam berupa nikel menjadi komoditas unggulan yang mampu menarik investor baik nasional maupun asing untuk berinvestasi di Provinsi Sulawesi Tenggara. Hal tersebut menandakan bahwa Provinsi Sulawesi Tenggara memiliki potensi pertambangan yang berpengaruh cukup signifikan terhadap nilai ekspor Provinsi Sulawesi Tenggara.

## 1.2 Maksud dan Tujuan

Publikasi Ekspor dan Impor Provinsi Sulawesi Tenggara 2023 mempunyai maksud dan tujuan sebagai berikut:

1. Menyajikan informasi mengenai indikator ekspor dan impor Sulawesi Tenggara.
2. Menyajikan data ekspor dan impor Sulawesi Tenggara yang dirinci menurut jenis komoditi dan negara tujuan, pelabuhan muat (untuk ekspor) serta negara asal, pelabuhan bongkar (untuk impor).
3. Memberikan ulasan secara deskriptif mengenai perkembangan ekspor dan impor Sulawesi Tenggara. Untuk kegiatan ekspor akan diperlihatkan jenis komoditas ekspor yang menjadi andalan Sulawesi Tenggara serta negara tujuan ekspor tersebut. Hal yang sama juga berlaku untuk impor, yakni komoditas apa yang terbanyak diimpor oleh Sulawesi Tenggara beserta negara asal dari komoditas impor tersebut.

## 1.3 Ruang Lingkup

Data ekspor yang menjadi cakupan dalam publikasi ini adalah semua barang asal Sulawesi

## 1.1 Background

*The mining sector is still the mainstay sector in the area known as “Bumi Anoa”. Most of Land in Sulawesi Tenggara Province contains potential mine and now there are many companies that do exploration in some regencies such as in Buton, Konawe, North Konawe, and other districts. Natural resources in the form of nickel become a leading commodity that is able to attract both national and foreign investors to invest in Sulawesi Tenggara Province. This indicates that Sulawesi Tenggara Province has mining potential which has a significant effect on the export value of it.*

## 1.2 Objections and Goals

*The objections and the goals of this publication are:*

1. *Presented information about indicators of Sulawesi Tenggara exports and imports.*
2. *Presented exports and imports data by commodities and destination countries, loading ports (exports) and origin countries, unloading ports (imports).*
3. *Quantitative analysis about exports and imports growth in Sulawesi Tenggara. In exports, it will be focused on potential exports commodities and their destinations. The same thing applies to imports, namely commodities are the most imported by Sulawesi Tenggara and the countries of origin of imported commodities.*

## 1.3 Coverage

*The export data which is covered in this publication are all goods from Sulawesi Tenggara*



Tenggara yang keluar negeri, baik melalui pelabuhan muat wilayah Sulawesi Tenggara (ekspor langsung) maupun luar wilayah Sulawesi Tenggara (ekspor tidak langsung). Barang-barang di bawah ini tidak termasuk dalam pencatatan data ekspor:

1. Pakaian dan barang-barang perhiasan penumpang.
2. Barang-barang yang dikirim untuk perwakilan Indonesia di luar negeri.
3. Barang-barang untuk ekspedisi dan ekshibisi/pameran.
4. Pembungkus/peti kemas untuk diisi di luar negeri.
5. Uang dan surat-surat berharga.
6. Barang-barang contoh.
7. Barang-barang yang dikirim ke luar negeri untuk diperbaiki.

Data impor dalam publikasi ini adalah semua barang yang masuk dari luar negeri melalui pelabuhan bongkar wilayah Sulawesi Tenggara tanpa memperhatikan domisili pelaku impor atau penggunaan akhir barang impor tersebut.

#### 1.4 Sistematika Penulisan

Penyusunan publikasi ini dibagi ke dalam 4 (empat) bab, yaitu:

- **Bab I Pendahuluan**, yang terdiri dari Latar Belakang, Maksud dan Tujuan, Ruang Lingkup, dan Sistematika Penulisan.
- **Bab II Metodologi Penghitungan**, menyajikan prosedur penghitungan dan interpretasi hasil tabulasi data ekspor impor.
- **Bab III Statistik Ekspor**, menyajikan ulasan sederhana hasil tabulasi data ekspor Sulawesi Tenggara.
- **Bab IV Statistik Impor**, menyajikan ulasan sederhana hasil tabulasi data impor Sulawesi Tenggara.

*that go overseas, both through the loading port of Sulawesi Tenggara region (direct export) and outside Sulawesi Tenggara region (indirect export). The items below are not included in the exports statistics:*

1. *Clothes and jewelry items of passengers.*
2. *The goods delivered for the representative of Indonesia abroad.*
3. *Goods for expeditions and exhibitions/ fairs.*
4. *Packaging/container to be filled abroad.*
5. *Money and securities.*
6. *Goods sample (Specimen).*
7. *The goods sent abroad for repair.*

*Imports data in this publication are all goods imported from abroad through the unloading port region of Sulawesi Tenggara regardless of the location of the perpetrator importers or the end use of the imported goods.*

#### 1.4 Systematics of Writing

*This publication is divided into four (4) chapters, namely:*

- **Chapter I Preface**, consisting of Background, Objection and Goals, Coverage (Scope), and Systematics of Writing.
- **Chapter II Calculation Methodology**, presents the calculation procedures and interpretation of the results tabulation of exports and imports data.
- **Chapter III Exports Statistics**, presents simple review of tabulation result of exports data in Sulawesi Tenggara Province.
- **Chapter IV Imports Statistics**, presents a simple review of tabulation result of imports data in Sulawesi Tenggara Province.

# Metodologi Penghitungan

## Calculation Methodology

### Sumber Data

#### Data Sources

hasil kompilasi dokumen kepabeanaan Pemberitahuan Ekspor Barang (PEB) dan Pemberitahuan Impor Barang (PIB) yang dilakukan secara terpusat oleh BPS,

*the compilation result of Export Declaration (PEB) and Import Declaration (PIB) which centrally conducted by Statistics Indonesia*



### Pengolahan Data

#### Data Processing

Pengolahan data menggunakan sistem *carry over*, yaitu dokumen PEB dan PIB ditunggu selama satu bulan berjalan, Sistem ini ditempuh untuk mempercepat proses pengolahan dan diyakini tidak begitu berpengaruh terhadap total ekspor impor bulan berikutnya, maupun secara total dalam satu tahun,

*The data is processed by using carry over system which is the processing of PEB and PIB documents are carried out for one month, It is intended to make data process faster and does not affect the total of export import for the next period of month and in total amount in a year,*







## 2.1 Metodologi Pengumpulan Data

Data ekspor impor yang digunakan dan diulas pada publikasi ini adalah hasil kompilasi dokumen kepabeanaan Pemberitahuan Ekspor Barang (PEB) dan Pemberitahuan Impor Barang (PIB) yang dilakukan secara terpusat oleh BPS. Data mentah ekspor impor (barang) dikumpulkan secara *online* dan *offline*. Data *online* diunduh melalui portal, sedangkan data *offline* diperoleh dari pengiriman dokumen *hardcopy* oleh KPPBC. Kompilasi data ekspor impor mengikuti rekomendasi dalam Buku *International Merchandise Trade Statistics* (IMTS). Sistem pencatatan yang digunakan adalah Sistem Perdagangan Umum karena mencakup impor kawasan berikat. Komoditi ekspor impor diklasifikasikan menurut kode HS (*Harmonized System*). Nilai transaksi dicatat dalam harga FOB (*Free on Board*) untuk ekspor dan dalam harga CIF (*Cost, Insurance, and Freight*) untuk impor.

## 2.2 Metodologi Pengolahan Data

Pengolahan data menggunakan sistem *carry over*, yaitu dokumen PEB dan PIB ditunggu selama satu bulan berjalan. Sistem ini ditempuh untuk mempercepat proses pengolahan dan diyakini tidak begitu berpengaruh terhadap total ekspor impor bulan berikutnya, maupun secara total dalam satu tahun.

## 2.3 Konsep dan Definisi

Ada beberapa variabel penting yang digunakan dalam publikasi ini yaitu:

- a. **Perdagangan luar negeri** adalah perdagangan yang melewati batas teritorial Negara termasuk ekspor maupun impor.
- b. **Ekspor** adalah kegiatan perdagangan dengan melakukan penjualan barang-barang dari dalam negeri ke luar negeri.
- c. **Impor** adalah kegiatan perdagangan dengan mendatangkan barang-barang dari luar negeri untuk dijual atau digunakan di dalam negeri.

## 2.1 Data Collecting

*The export import data that is used and reviewed in this publication is the compilation result of Export Declaration (PEB) and Import Declaration (PIB) which centrally conducted by BPS - Statistics Indonesia. The export import raw data (goods) is collected by online and offline. Online data is downloaded through portals, while offline data is obtained from shipping document of KPPBC office. Export import data compilation follow International Merchandise Trade Statistics (IMTS) Book recommendation. The recording system used is General Trade System because of included bonded zone import. Export import good commodities are classified by Harmonized System (HS) code. Export value transaction is recorded with Free on Board (FOB), while import value is recorded to Cost, Insurance, and Freight (CIF).*

## 2.2 Data Processing

*The data is processed by using carry over system which is the processing of PEB and PIB documents are carried out for one month. It is intended to make data process faster and does not affect the total of export import for the next period of month and in total amount in a year.*

## 2.3 Concept and Definition

*There are some concepts used in this publications:*

- a. **Foreign Trading** is transaction of goods and services out of the country territorial, including exports and imports.
- b. **Exports** are transaction of goods from residents (homecountry) to non residents (other countries).
- c. **Imports** are transaction of goods from other countries to be sold or to be consumed in a home country.

- d. **Eksportir Sulawesi Tenggara** adalah pengusaha yang bergerak di bidang ekspor barang yang berkedudukan atau terdaftar di Sulawesi Tenggara.
  - e. **Eksportir produsen** adalah pengusaha yang mengekspor barang-barang hasil produksi perusahaannya sendiri.
  - f. **Eksportir non produsen** adalah pengusaha yang mengekspor barang-barang hasil produksi perusahaan lain.
  - g. **Importir Sulawesi Tenggara** adalah pengusaha yang bergerak di bidang impor barang yang berkedudukan atau terdaftar di Sulawesi Tenggara.
  - h. **Free On Board (FOB)** adalah harga barang yang sudah berada di atas kapal di pelabuhan eksportir dan siap diekspor.
  - i. **Cost, Insurance dan Freight (CIF)** adalah harga barang yang sudah berada di atas kapal di pelabuhan importir dan siap untuk dibongkar atau diturunkan ke dermaga pelabuhan.
  - j. **Negara Asal** adalah negara dimana barang-barang tersebut diproduksi, setelah diverifikasi oleh Kantor Bea Cukai, sesuai dengan peraturan.
  - k. **Negara Tujuan** adalah negara yang pada saat pengiriman diketahui sebagai negara terakhir dimana barang tersebut akan terkirim.
  - l. **Pelabuhan Muat** adalah pelabuhan asal surat ijin muat barang ekspor tersebut dikeluarkan.
  - m. **Pelabuhan Bongkar** adalah pelabuhan tujuan barang-barang impor dibongkar dari kapal pengangkut yang berasal dari luar negeri.
  - n. **Periode referensi penentuan ekspor** adalah tanggal diberikannya ijin muat barang tersebut oleh pejabat Bea dan Cukai setelah diadakan pemeriksaan seperlunya.
- d. **Sulawesi Tenggara Exporters** are entrepreneurs engaged in the export of goods domiciled or registered in Sulawesi Tenggara.
  - e. **Producer Exporters** are entrepreneurs who export goods that is produced by their own enterprise.
  - f. **Non Producer Exporters** are entrepreneurs who export goods that is produced by other enterprises.
  - g. **Sulawesi Tenggara Importers** are entrepreneurs engaged in the import of goods who are domiciled or registered in Sulawesi Tenggara.
  - h. **Free On Board (FOB)** is the price of goods already aboard in the exporter's port and ready for export.
  - i. **Cost, Insurance and Freight (CIF)** is the price of goods that are already on board the ship at the importer's port and ready to be unloaded or lowered onto the port pier.
  - j. **Origin Country** is the country where the goods were produced, after verification by the Customs Office, in accordance with the regulations.
  - k. **Destination Country** is the country which at the time of delivery is known to be the final country to which the goods will be delivered.
  - l. **Port of loading** is the port of origin where the export goods loading permit was issued.
  - m. **Port of unloading** is the destination port where imported goods are unloaded from shipping vessels originating from abroad.
  - n. **Time Reference of Exports Notification** is the start date of goods loading in PEB documents which are legalized by customs officers after checking.





- o. Periode referensi penentuan impor** adalah tanggal penyelesaian oleh pejabat Bea dan Cukai yang terdapat dalam dokumen impor.
- p. Satuan barang ekspor dan impor** dalam publikasi ini disajikan dalam berat bersih kilogram (Kg) atau kelipatannya.
- o. *Time Reference of Imports Notification*** is the final date in PIB documents which are legalized by customs officers.
- p. *Unit of Exports and Imports Goods*** in this publication is presented in netto killogram (Kg) or in the multiples.





3

# Statistik Ekspor

*Exports Statistics*

<https://sultra.bps.go.id>







### 3.1 Perkembangan Ekspor Sulawesi Tenggara 2018–2023

Nilai Ekspor Sulawesi Tenggara selama kurun waktu 2018 hingga 2022 cenderung mengalami peningkatan dari tahun ke tahun, tetapi menurun pada tahun 2023. Perkembangan ekspor Sulawesi Tenggara sejak 2020 sedikit banyak dipengaruhi oleh adanya pelarangan ekspor bijih nikel yang memiliki kadar kurang dari 1,7 persen, sesuai Peraturan Menteri ESDM Nomor 11 Tahun 2019 dalam rangka mendorong hilirisasi sumber daya alam. Dengan adanya pelarangan tersebut menyebabkan ekspor Bijih Nikel Sulawesi Tenggara sejak tahun 2020 ditiadakan, dan dialihkan pada ekspor hasil olahan nikel dalam bentuk Feronikel dan Nikel Mate. Berdasarkan **Tabel 3.1**, nilai ekspor Sulawesi Tenggara tahun 2023 tercatat sebesar US\$4.298,13 Juta atau turun 26,30 persen dibandingkan tahun 2022 yang tercatat sebesar US\$5.831,71 Juta.

Perlambatan tersebut tidak hanya terjadi pada nilai ekspor, melainkan juga pada bobot ekspor. Hal ini terlihat jelas pada **Gambar 3.1** Bobot ekspor Sulawesi Tenggara di tahun 2022 tercatat sebesar 2,78 ribu ton atau mengalami kenaikan 20,50 persen dibanding tahun 2021. Akan tetapi, di tahun 2023 bobot ekspor menurun 8,54 persen dibandingkan tahun sebelumnya yang tercatat sebesar 2,54 ribu ton.

### 3.1 Exports Progress of Sulawesi Tenggara 2018–2023

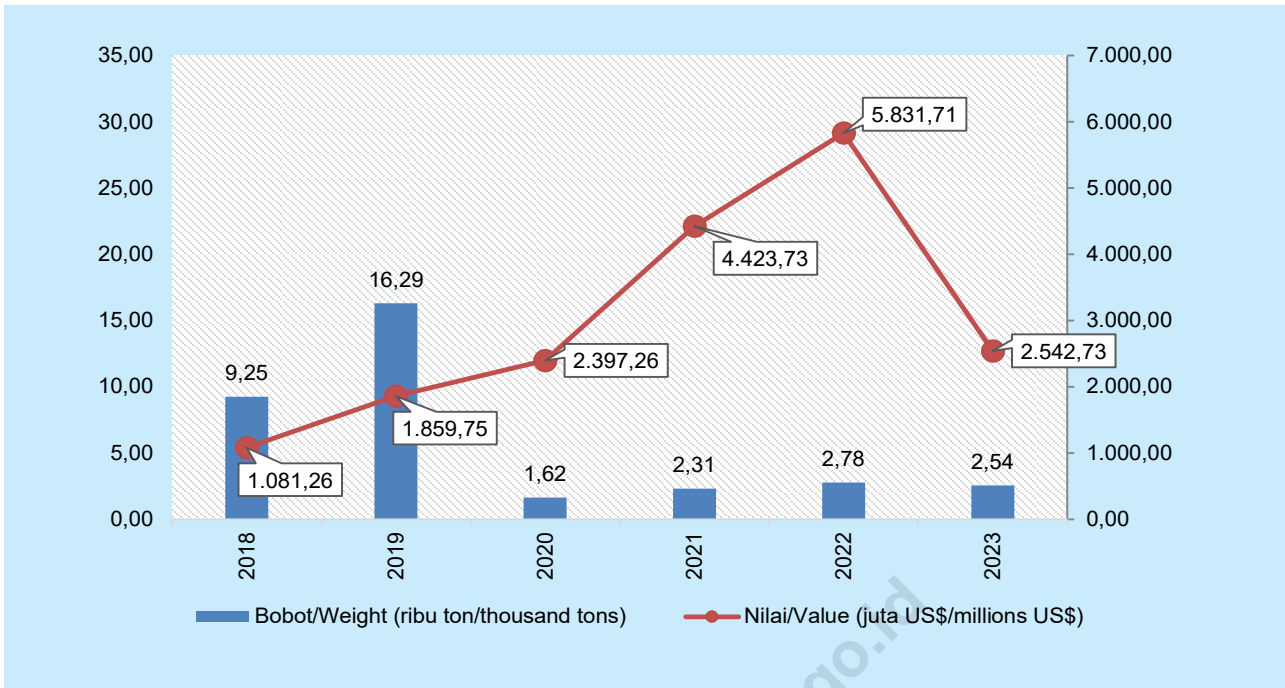
The export value of Sulawesi Tenggara Province during the period 2018 to 2022 tended to increase from year to year, but decreased in 2023. Based on **Table 3.1**, the export value of Sulawesi Tenggara in 2023 was recorded at US\$4,298.13 million, down 26.30 percent compared to 2022 which was recorded at US\$5,831.71 million. The development of Sulawesi Tenggara exports since 2020 has been more or less influenced by the ban on the export of nickel ore with a content of less than 1.7 percent, in accordance with the Regulation of the Minister of Energy and Mineral Resources Number 11 of 2019 in order to encourage the downstreaming of natural resources. With this ban, exports of Sulawesi Tenggara Nickel Ore have been stopped since 2020, and have been diverted to exports of processed nickel products in the form of Ferronickel and Nickel Mate.

The slowdown did not only occur in export value, but also in export weight. This can be clearly seen in **Figure 3.1** The export weight of Sulawesi Tenggara in 2022 was recorded at 2.78 thousand tons or an increase of 20.50 percent compared to 2021. However, in 2023 the export weight decreased by 8.54 percent compared to the previous year which was recorded at 2.54 thousand tons.

**Tabel 3.1** Bobot dan Nilai Ekspor Sulawesi Tenggara, 2018–2023  
*Table 3.1 Weight and Value of Exports in Sulawesi Tenggara, 2018–2023*

Tahun Year	Bobot (ribu ton) Weight (thousand tons)	Perubahan (%) Growth (%)	Nilai (FOB juta US\$) Value (FOB million US\$)	Perubahan (%) Growth (%)
(1)	(2)	(3)	(4)	(5)
2018	9,25	253,44	1.081,26	182,34
2019	16,29	76,23	1.859,75	72,00
2020	1,62	-90,04	2.397,26	28,90
2021	2,31	42,15	4.423,73	84,53
2022	2,78	20,50	5.831,71	31,83
2023	2,54	-8,54	4.298,13	-26,30

Catatan: Perbedaan perhitungan pada kolom (3) dan (5) disebabkan oleh faktor pembulatan  
Note: The calculation difference in column (3) and (5) is caused by the rounding factor



**Gambar 3.1** Bobot dan Nilai Ekspor Sulawesi Tenggara, 2018–2023  
**Figure** Weight and Value of Exports in Sulawesi Tenggara, 2018–2023

### 3.2 Nilai Ekspor Sulawesi Tenggara menurut Pelabuhan Muat

Ekspor Sulawesi Tenggara pada tahun 2023 lebih banyak dimuat melalui pelabuhan dalam Provinsi. Terlihat pada **Gambar 3.2** bahwa tahun 2023, ekspor Sulawesi Tenggara sebagian besar dimuat melalui Pelabuhan Kendari sebesar 91,72 persen. Peranan tersebut lebih tinggi dibandingkan tahun sebelumnya yang mencapai 91,22 persen.

Sementara itu di sisi lain, total nilai komoditi ekspor yang dimuat langsung dari pelabuhan di Sulawesi Tenggara, yakni Pelabuhan Kendari, Baubau, Pomalaa dan Wolter Monginsidi (U), mencapai 92,75 persen pada tahun 2022 namun menurun 0,56 point pada tahun 2023 menjadi 92,19 persen.

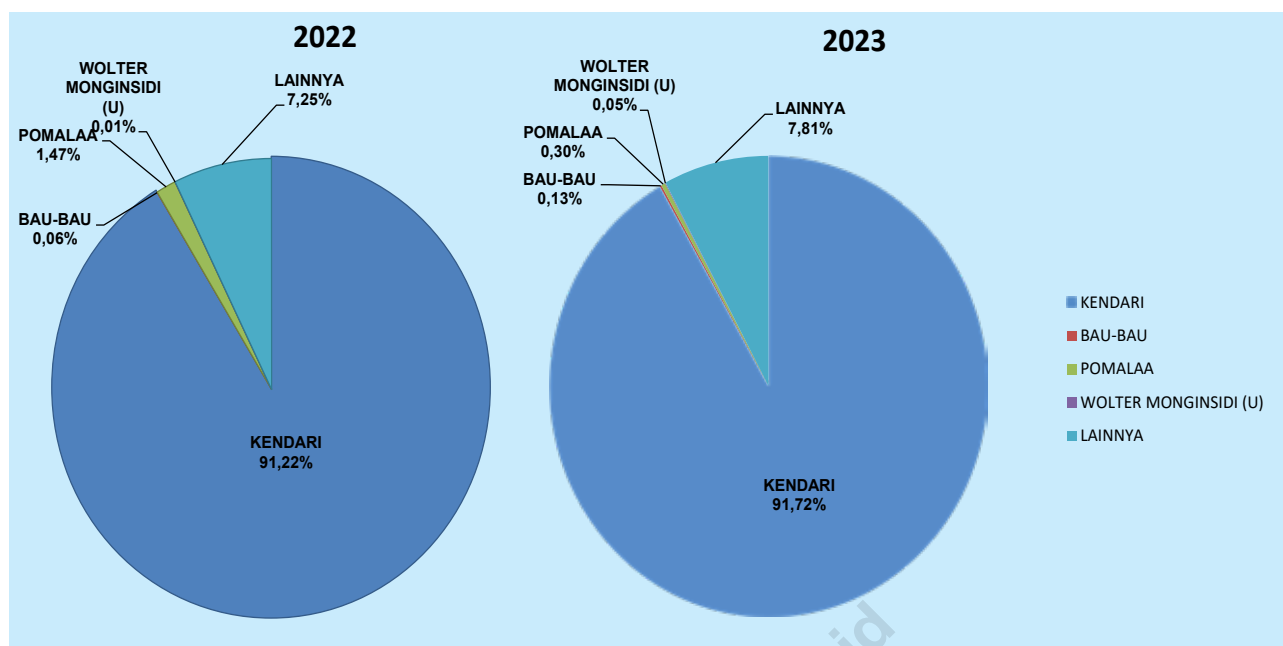
Nilai komoditi ekspor yang diangkut melalui Pelabuhan Muat Kendari lebih tinggi daripada yang dimuat melalui Pomalaa dan Baubau. Hal tersebut karena sebagian besar komoditi yang dimuat tersebut berasal dari sektor pertambangan berupa

### 3.2 Exports Value in Sulawesi Tenggara by Loading Ports

Sulawesi Tenggara exports in 2023 were mostly loaded through ports within the Province. It can be seen in **Figure 3.2** that in 2023, Sulawesi Tenggara exports were mostly loaded through Kendari Port at 91.72 percent. This role is higher than the previous year which reached 91.22 percent.

Meanwhile, on the other hand, the total value of export commodities loaded directly from ports in Sulawesi Tenggara, namely Kendari, Baubau, Pomalaa and Wolter Monginsidi (U) Ports, reached 92.75 percent in 2022 but decreased by 0.56 points in 2023 to 92.19 percent.

The value of export commodities transported through Kendari Port of Loading is higher than those loaded through Pomalaa and Baubau. This is because most of the commodities loaded come from the mining sector in the form of nickel ore and the processing industry sector in the form of ferronickel



**Gambar 3.2** Kontribusi Nilai Ekspor Provinsi Sulawesi Tenggara menurut Pelabuhan Muat (persen), 2022 dan 2023

Share Value of Exports in Sulawesi Tenggara Province by Loading Ports (percent), 2022 and 2023

**Tabel 3.2** Nilai Ekspor Sulawesi Tenggara menurut Pelabuhan Muat, 2022 dan 2023

Value of Exports in Sulawesi Tenggara Province by Loading Ports, 2022 and 2023

Pelabuhan Muat Loading Ports	Nilai (FOB juta US\$) Value (FOB million US\$)	
	2022	2023
(1)	(2)	(3)
Kendari	5.319,48	3.942,31
Tanjung Perak	383,54	303,53
Tanjung Priok	36,99	28,69
Pomalaa	85,81	12,72
Baubau	3,26	5,45
Makassar	0,82	3,34
Wolter Monginsidi (U)	0,43	2,06
Soekarno-Hatta (U)	0,52	0,01
Ngurah Rai (U)	0,01	0,00
Tanjung Emas	0,86	–
<b>Jumlah Total</b>	<b>5.831,71</b>	<b>4.298,13</b>

bijih nikel dan sektor industri pengolahan berupa ferronikel dan baja stainless (**Lampiran Tabel 1 Ekspor**), dimana pelaku ekspornya berlokasi di Morosi, Kabupaten Konawe yang jaraknya lebih dekat ke pusat Kota Kendari, Provinsi Sulawesi Tenggara.

and stainless steel (**Appendix Table 1 of Exports**), where the exporters are located in Morosi, Konawe Regency which is closer to the center of Kendari City, Sulawesi Tenggara Province.

### 3.3 Ekspor menurut Kelompok Komoditi

Pada tahun 2023 Provinsi Sulawesi Tenggara tercatat mengekspor komoditi yang dihasilkan dari sektor pertanian, sektor pertambangan dan penggalian serta sektor industri. Data pada **Tabel 3.3** menunjukkan bahwa ekspor kelompok komoditi Besi dan Baja (72) menempati posisi teratas, yaitu 97,54 persen dari total ekspor Provinsi Sulawesi Tenggara atau senilai US\$4.192,43 juta dengan bobot 2,341 ribu ton.

**Gambar 3.3** menunjukkan perbandingan nilai kelompok komoditi ekspor Provinsi Sulawesi Tenggara tahun 2023 dengan tahun sebelumnya. Secara keseluruhan, kelompok komoditi yang

### 3.3 Exports by Group of Commodities

In 2023, Sulawesi Tenggara Province was recorded as exporting commodities produced from the agricultural sector, mining and excavation sector and industrial sector. Data in **Table 3.3** shows that exports of the Iron and Steel commodity group (72) occupy the top position, namely 97.54 percent of the total exports of Sulawesi Tenggara Province or worth US\$4,192.43 million with a weight of 2.341 thousand tons.

**Figure 3.3** shows a comparison of the value of the export commodity groups of Sulawesi Tenggara Province in 2023 with the previous year. Overall, the

**Tabel 3.3** **Bobot, Nilai dan Kontribusi Ekspor Sulawesi Tenggara menurut Komoditi, 2023**  
**Table 3.3** **Weight, Value and Share of Exports in Sulawesi Tenggara Province by commodities (HS 2 Digit), 2023**

Komoditi (HS 2 Digit) Commodities (HS 2 Digit)	Bobot (ribu ton) Weight (thousand tons)	Persentase (%) Percentage (%)	Nilai (FOB juta US\$) Value (FOB million US\$)	Persentase (%) Percentage (%)
(1)	(2)	(3)	(4)	(5)
1 Besi dan baja (72) / Iron and steel (72)	2,341	92,06	4.192,43	97,54
2 Nikel dan barang daripadanya (75) / Nickel and articles thereof (75)	0,004	0,15	33,02	0,77
3 Ikan dan udang (03) / Fish and crustaceans (03)	0,004	0,15	4,26	0,10
4 Bahan bakar mineral (27) / Mineral fuels, mineral oils and products of their distillation (27)	0,184	7,24	1,12	0,03
5 Olahan dari daging, ikan, udang dan sejenisnya (16) / Preparations of meat/fish/crustaceans/molluscs or other aquatic invertebrates (16)	0,000	0,01	0,16	0,00
6 Kelompok komoditas lainnya/Other group of commodities	0,010	0,40	67,14	1,56
<b>Jumlah/Total</b>	<b>2,543</b>	<b>100,00</b>	<b>4.298,13</b>	<b>100,00</b>



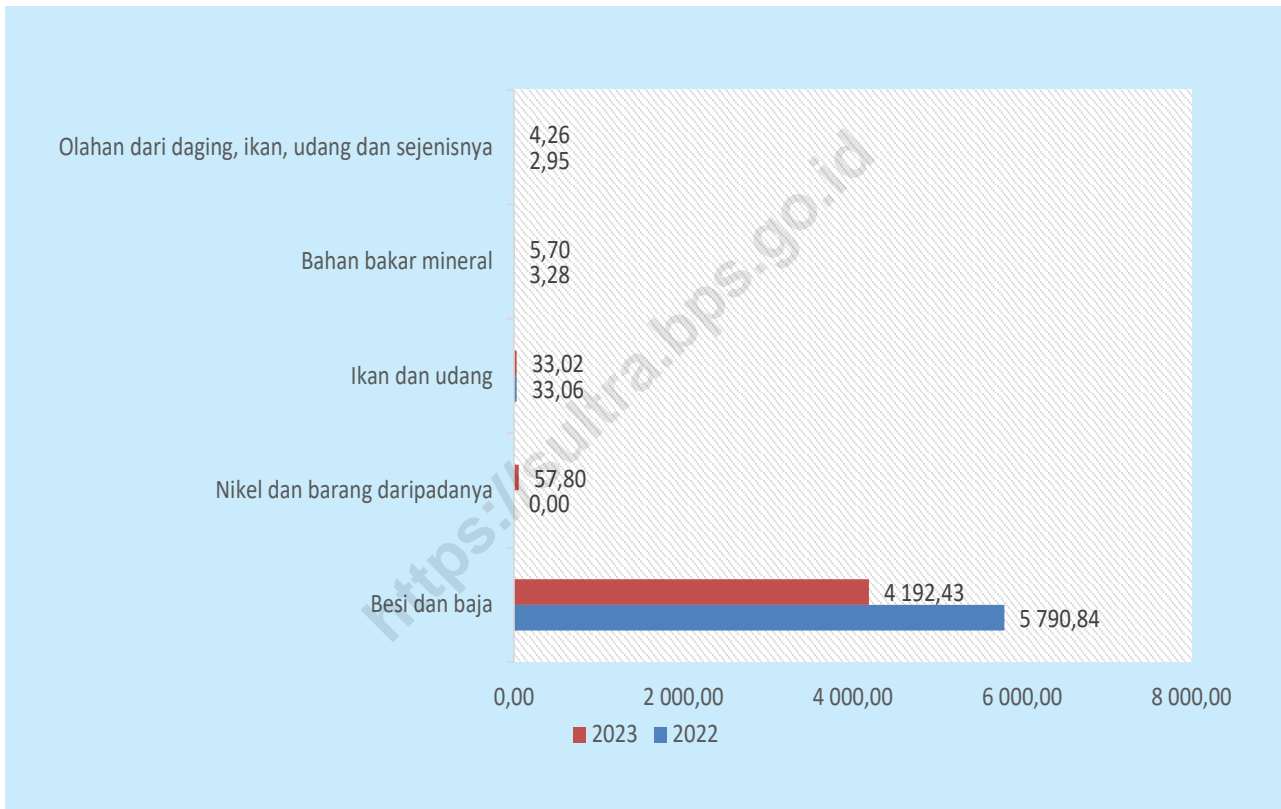


meningkat dibanding tahun 2022 adalah Bahan bakar mineral (27) sebesar 73.74; Olahan dari daging, ikan, udang dan sejenisnya (16) sebesar 44,62 persen; serta nikel dan barang daripadanya (75) yang baru diekspor pada tahun 2023.

Adapun kelompok komoditi ekspor yang mengalami penurunan dibanding tahun sebelumnya diantaranya adalah Besi dan Baja (72) serta Ikan dan Udang (03) masing-masing sebesar 27,60 persen dan 0,13 persen.

commodity groups that increased compared to 2022 were Mineral fuels (27) by 73.74; Processed meat, fish, shrimp and the like (16) by 44.62 percent; and nickel and its products (75) which were only exported in 2023.

The export commodity groups that experienced a decline compared to the previous year included Iron and Steel (72) and Fish and Shrimp (03) by 27.60 percent and 0.13 percent respectively..



**Gambar 3.3**  
**Figure**

**Nilai Ekspor Sulawesi Tenggara menurut Komoditi (HS 2 Digit) dalam juta US\$ , 2022 dan 2023**

*Exports Value in Sulawesi Tenggara Province by Commodities (HS 2 Digit) in million US\$, 2022 and 2023*

### 3.4 Ekspor menurut Negara Tujuan

Negara yang tercatat menjadi tujuan utama ekspor Provinsi Sulawesi Tenggara tahun 2023 adalah Tiongkok dengan nilai US\$4.162,02 juta atau 96,83 persen dari total ekspor. Selanjutnya India dengan nilai ekspor sebesar US\$91,51 juta atau 2,13 persen.

Sejalan dengan peranan ekspor dari segi nilai, ekspor ke Tiongkok menyumbang 98,17 persen dari total bobot ekspor Provinsi Sulawesi Tenggara atau sebesar 2,496 ribu ton. Hal ini menunjukkan bahwa, ekspor komoditi utama dari sektor pertambangan dan sektor industri pengolahan sebagian besar ditujukan ke Tiongkok.

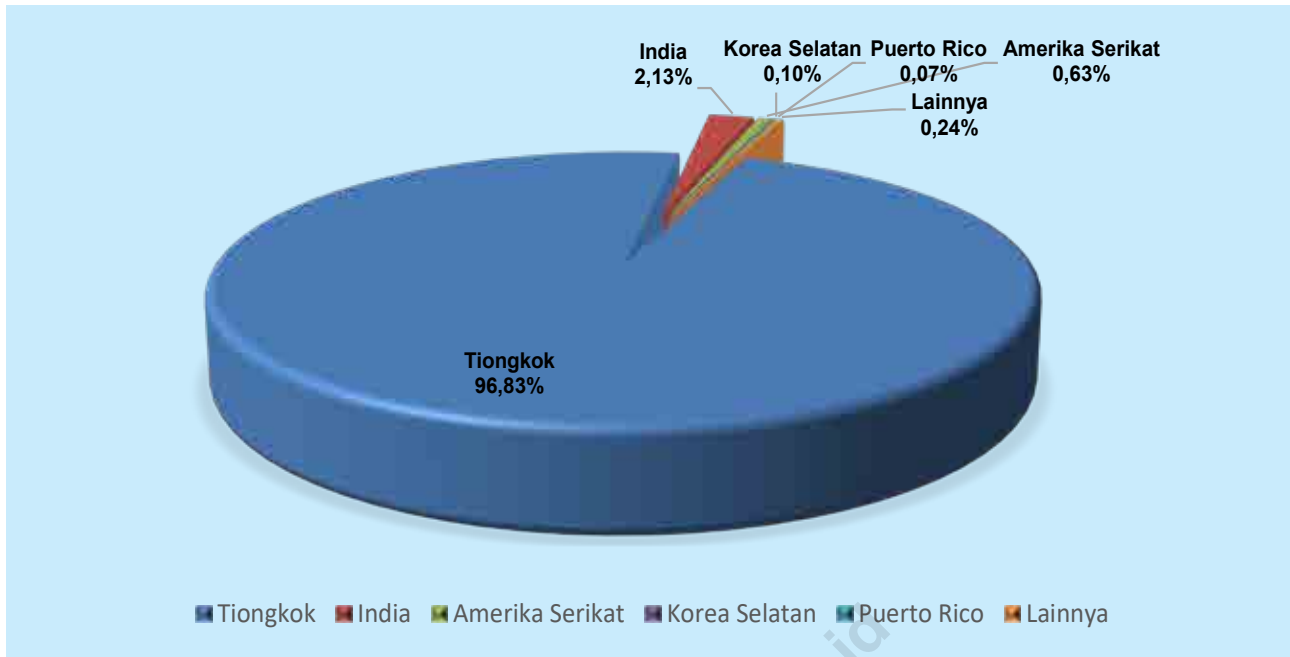
### 3.4 Exports by Country of Destination

The countries recorded as the main export destinations for Sulawesi Tenggara Province in 2023 are China with a value of US\$4,162.02 million or 96.83 percent of total exports. Next is India with an export value of US\$91.51 million or 2.13 percent..

In line with the role of exports in terms of value, exports to China contributed 98.17 percent of the total export weight of Sulawesi Tenggara Province or 2.496 thousand tons. This shows that, exports of main commodities from the mining sector and the processing industry sector are mostly aimed at China

**Tabel 3.4 Bobot, Nilai dan Kontribusi Ekspor Sulawesi Tenggara menurut Negara Tujuan, 2023**  
Weight, Value and Share of Exports in Sulawesi Tenggara Province by Destination Countries, 2023

	Komoditi (HS 2 Digit) Commodities (HS 2 Digit)	Bobot (ribu ton) Weight (thousand tons)	Persentase (%) Percentage (%)	Nilai (FOB juta US\$) Value (FOB million US\$)	Persentase (%) Percentage (%)
	(1)	(2)	(3)	(4)	(5)
1	<b>Tiongkok</b> China	2,496	98,17	4.162,02	96,83
2	<b>India</b> India	0,032	1,26	91,51	2,13
3	<b>Amerika Serikat</b> United States	0,003	0,10	26,89	0,63
4	<b>Korea Selatan</b> Republic of Korea	0,002	0,09	4,46	0,10
5	<b>Puerto Riko</b> Puerto Rico	0,000	0,01	2,96	0,07
6	<b>Negara Lainnya</b> Other Countries	0,010	0,37	10,28	0,24
	<b>Jumlah</b> Total	<b>2,543</b>	<b>100,00</b>	<b>4.298,13</b>	<b>100,00</b>



**Gambar 3.4** Kontribusi Nilai Ekspor Sulawesi Tenggara menurut Negara Tujuan (persen), 2023  
**Figure** 3.4 Share Value of Exports in Sulawesi Tenggara Province by Destination Countries (percent), 2023

### 3.5 Ekspor Sulawesi Tenggara Per Bulan Tahun 2023

**Tabel 3.5** menunjukkan perkembangan nilai ekspor Sulawesi Tenggara setiap bulan selama kurun waktu tahun 2023 dengan nilai ekspor tertinggi pada bulan Oktober 2023 sebesar US\$491,31 juta atau sekitar 11,43 persen.

Selama 2023 kinerja ekspor Provinsi Sulawesi Tenggara selalu berfluktuasi. Secara tidak langsung hal ini menimbulkan dugaan bahwa pasar ekspor Sulawesi Tenggara agak rentan. Fenomena seperti ini diduga berkaitan erat dengan kenyataan bahwa selama ini pasar ekspor terkonsentrasi ke negara tertentu sebagai pasar utama, yaitu Tiongkok. Oleh sebab itu, perlu kiranya terus diupayakan perluasan pangsa pasar ekspor ke negara-negara lain yang mempunyai hubungan cukup baik dengan Indonesia.

### 3.5 Exports of Sulawesi Tenggara Monthly 2023

**Table 3.5** shows the development of Sulawesi Tenggara export value every month during the period 2023 with the highest export value in October 2023 amounting to US\$491.31 million or around 11.43 percent.

During 2023 the export performance of Sulawesi Tenggara Province has always fluctuated. Indirectly this raises the suspicion that the export market of Sulawesi Tenggara Province is rather than vulnerable. This phenomenon is thought to be closely related to the fact that so far the export market has been concentrated in certain countries as the main market, namely China. Therefore, it is necessary to continue to strive to expand the export market to other countries that have a fairly good relationship with Indonesia.



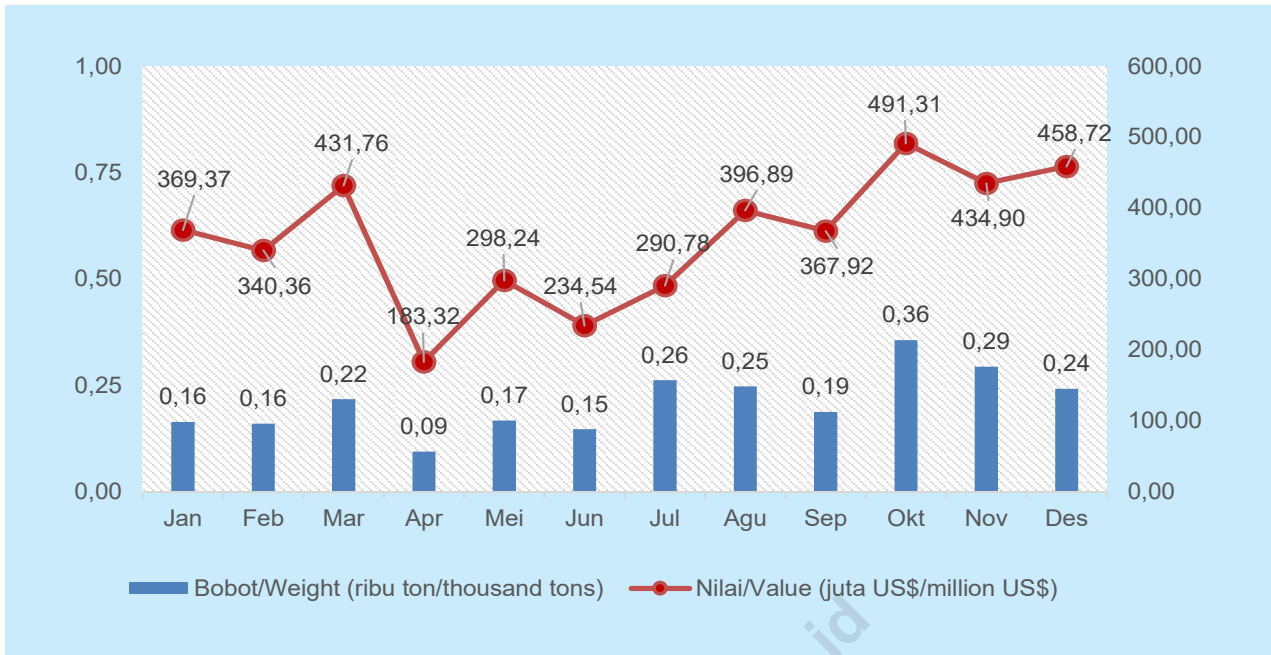
**Tabel 3.5** Nilai dan Kontribusi Ekspor Sulawesi Tenggara Januari–Desember, 2023  
*Value and Share of Exports in Sulawesi Tenggara Province January–December, 2023*

Bulan Months	Nilai (FOB juta US\$) Value (FOB million US\$)	Persentase (%) Percentage (%)
(1)	(2)	(3)
Januari/January	369,37	8,59
Februari/February	340,36	7,92
Maret/March	431,76	10,05
April/April	183,32	4,27
Mei/May	298,24	6,94
Juni/June	234,54	5,46
Juli/July	290,78	6,77
Agustus/August	396,89	9,23
September/September	367,92	8,56
Oktober/October	491,31	11,43
Nopember/November	434,90	10,12
Desember/December	458,72	10,67
<b>Jumlah Total</b>	<b>4.298,13</b>	<b>100,00</b>

Perkembangan bobot ekspor Provinsi Sulawesi Tenggara selama Januari–Desember 2023 sejalan dengan perkembangan nilainya yang cenderung mengalami fluktuasi setiap bulannya. Peranan bobot ekspor terbesar terjadi pada bulan Oktober 2023 sebesar 0,36 ribu ton atau memiliki peran 14,04 persen dari total bobot ekspor Provinsi Sulawesi Tenggara.

*The export weight growth of Sulawesi Tenggara Province during January–December 2023 is in line with the development of its value which tends to experience fluctuations every month. The largest role in the weight of exports occurred in October 2023 at 0.36 thousand tons or had a role of 14.04 percent of the total export weight of Sulawesi Tenggara Province.*





**Gambar 3.5** Perkembangan Bobot dan Nilai Ekspor di Provinsi Sulawesi Tenggara Januari–Desember, 2023

*Progress of Exports Weight and Exports Value in Sulawesi Tenggara Province January–December, 2023*

### 3.6 Peranan Ekspor Sulawesi Tenggara terhadap Ekspor Nasional

Untuk mengetahui peranan ekspor Sulawesi Tenggara terhadap ekspor nasional disajikan data pada **Tabel 3.6** dan **Tabel 3.7**. Sumbangan bobot ekspor Sulawesi Tenggara terhadap bobot ekspor nasional pada tahun 2023 tercatat lebih rendah dibanding tahun sebelumnya. Ditahun 2022 kontribusi bobot ekspor Provinsi Sulawesi Tenggara mencapai 0,43 persen dari total bobot ekspor nasional. Namun tahun 2023, angkanya turun menjadi 0,36 persen atau terjadi penurunan sekitar 0,07 poin.

Peranan nilai ekspor Sulawesi Tenggara terhadap nilai ekspor nasional pada tahun 2023 tercatat 1,66 persen. Jika dibanding tahun sebelumnya, angka ini mengalami penurunan sebesar 0,34 poin karena pada tahun 2022 peranan

### 3.6 The Role of Sulawesi Tenggara Exports to National Exports

*To determine the role of Sulawesi Tenggara Province exports to domestic exports data are presented in **Table 3.6** and **Table 3.7**. Contribution of Sulawesi Tenggara export weight to national export weight in 2023 was recorded to be lower than the previous year. In 2022, the export weight contribution of Sulawesi Tenggara Province will reach 0.43 percent of the total national export weight. However, in 2023, the figure will fall to 0.36 percent or a decrease of around 0.07 points.*

*The role of exports of Sulawesi Tenggara to the value of national exports in 2023 noted 1.66 percent. Compared to the previous year, this figure has decreased by 0.34 points because in 2022 the role of Sulawesi Tenggara’s exports value in national*



**Tabel**  
**Table** 3.6

**Peranan Bobot Ekspor Sulawesi Tenggara terhadap Nasional, 2018–2023**  
*Share of Exports Weight in Sulawesi Tenggara Province to National Exports Weight, 2018–2023*

Tahun Year	Bobot (ribu ton) Weight (thousand tons)		Andil Share (%)
	Sulawesi Tenggara Sulawesi Tenggara	Nasional National	
(1)	(2)	(3)	(4)
2018	9,25	608,91	1,52
2019	16,29	654,47	2,49
2020	1,62	579,68	0,28
2021	2,31	621,67	0,37
2022	2,78	646,67	0,43
2023	2,54	701,80	0,36

nilai ekspor Sulawesi Tenggara terhadap nilai ekspor nasional mencapai 2,00 persen. Pada 2018-2023, nilai ekspor Sulawesi Tenggara terhadap nilai ekspor nasional cenderung naik. Andil ekspor Sulawesi Tenggara pada tahun 2018 tercatat sebesar 0,60 persen terhadap ekspor nasional

Jika dibandingkan antara bobot ekspor Sulawesi Tenggara terhadap bobot ekspor nasional dan nilai ekspor Sulawesi Tenggara terhadap nilai ekspor nasional relatif sama. Selama enam tahun, rata-rata peranan nilai ekspor Sulawesi Tenggara terhadap nasional sekitar 1,46 persen, sedangkan rata-rata bobot ekspor mencapai 0,91 persen.

Perbedaan tersebut secara langsung menunjukkan bahwa komoditi yang diekspor melalui Sulawesi Tenggara merupakan komoditi yang mempunyai nilai ekonomi relative di bawah rata-rata nasional.

*export value will reach 2.00 percent. In 2018-2023, the exports value of Sulawesi Tenggara towards the national exports value tends to increase. Exports sharing of Sulawesi Tenggara in 2018 was recorded at 0.60 percent of national exports.*

*When compared between the exports weight of Sulawesi Tenggara to the weight of national exports and the exports value of Sulawesi Tenggara to the value of national exports, it is relatively the same. Over the six year average role of Sulawesi Tenggara's exports value to the national is around 1.46 percent, while the average exports weight about 0.91 percent.*

*The difference directly indicates that the commodity which is exported from Sulawesi Tenggara is a commodity that is relatively has economic value is lower than the national average.*





**Tabel 3.7** Peranan Nilai Ekspor Sulawesi Tenggara terhadap Nasional, 2018–2023  
 Share of Exports Value in Sulawesi Tenggara Province to National Exports Weight, 2018–2023

Tahun Year	Nilai Ekspor (FOB juta US\$) Exports Value (FOB million US\$)		Andil Share (%)
	Sulawesi Tenggara Sulawesi Tenggara	Nasional National	
(1)	(2)	(3)	(4)
2018	1.081,26	180.012,70	0,60
2019	1.859,75	167.683,00	1,11
2020	2.397,26	163.191,80	1,47
2021	4.423,73	231.609,50	1,91
2022	5.831,71	291.904,30	2,00
2023	4.298,13	258.774,44	1,66

<https://sultra.bps.go.id>





4

# Statistik Impor

*Imports Statistics*

<https://sultra.bps.go.id>







#### 4.1 Perkembangan Impor Sulawesi Tenggara Tahun 2018–2023

Perkembangan impor Sulawesi Tenggara periode 2018 s.d. 2023 tercatat mengalami fluktuasi baik dari segi bobot maupun dari segi nilai. Peningkatan nilai impor tertinggi tercatat pada tahun 2019 yaitu 68,61 persen, sedangkan perkembangan terendah terjadi pada tahun 2023 yaitu turun 27,47 persen. Informasi ini disajikan pada **Tabel 4.1**.

Selama kurun waktu enam tahun terakhir, nilai impor tertinggi Sulawesi Tenggara tercatat US\$2.547,33 juta pada tahun 2022 dan terendah tercatat US\$816,47 juta pada tahun 2018.

#### 4.1 Progress of Sulawesi Tenggara Imports 2018–2023

Progress of Sulawesi Tenggara imports from 2018 to 2023 fluctuated in terms of volume and value. The highest increase was in imports values occurred in 2019 which is 68.61 percent, while the lowest growth occurred in 2023 where the value fell by 27.47 percent. This information is presented in **Table 4.1**.

During the period of last six years, the highest imports value of Sulawesi Tenggara was US\$2,547.33 million in 2022 and the lowest value was US\$816.47 million in 2018.

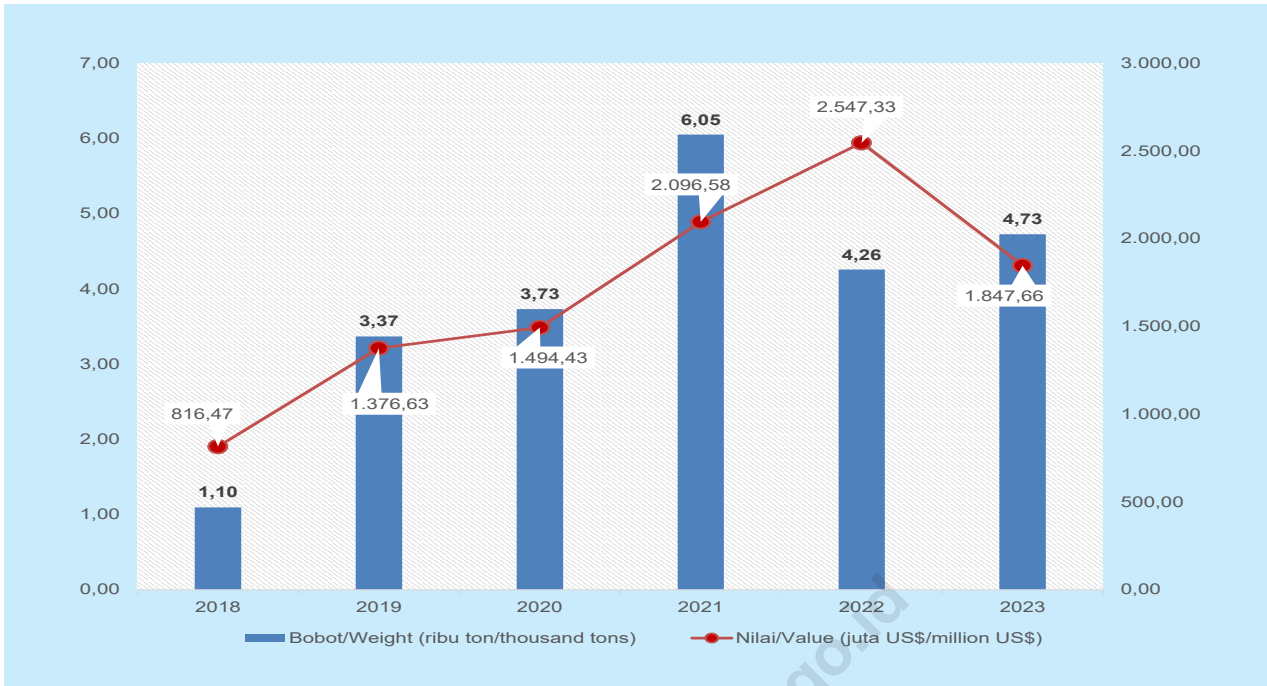
**Tabel 4.1** Bobot dan Nilai Impor Sulawesi Tenggara, 2018–2023  
*Weight and Value of Imports in Sulawesi Tenggara Province, 2018–2023*

Tahun Year	Bobot (ribu ton) Weight (thousand tons)	Perubahan (%) Growth (%)	Nilai (CIF juta US\$) Value (CIF million US\$)	Perubahan (%) Growth (%)
(1)	(2)	(3)	(4)	(5)
2018	1,10	-28,96	816,47	3,98
2019	3,37	207,47	1.376,63	68,61
2020	3,73	10,79	1.494,43	8,56
2021	6,05	62,13	2.096,58	40,29
2022	4,26	-29,63	2.547,33	21,50
2023	4,73	11,01	1.847,66	-27,47

Catatan: Perbedaan perhitungan pada kolom (3) dan (5) disebabkan oleh faktor pembulatan  
*Note: The calculation difference in column (3) and (5) is caused by the rounding factor*

Ditinjau dari segi bobot, peningkatan impor tertinggi tercatat pada tahun 2019 sebesar 207,47 persen. Selama kurun waktu enam tahun terakhir, bobot impor tertinggi Sulawesi Tenggara tercatat 6,05 ribu ton pada tahun 2021.

In terms of weight, The highest increase was in imports weight occurred in 2019, which is 207.47 percent. During the period of last six years, the highest imports weight of Sulawesi Tenggara was 6.05 thousand ton in 2021.



**Gambar 4.1** Bobot dan Nilai Impor Sulawesi Tenggara, 2018–2023  
**Figure** 4.1 Weight and Value of Imports in Sulawesi Tenggara Province, 2018–2023

#### 4.2 Nilai Impor Sulawesi Tenggara menurut Pelabuhan Bongkar

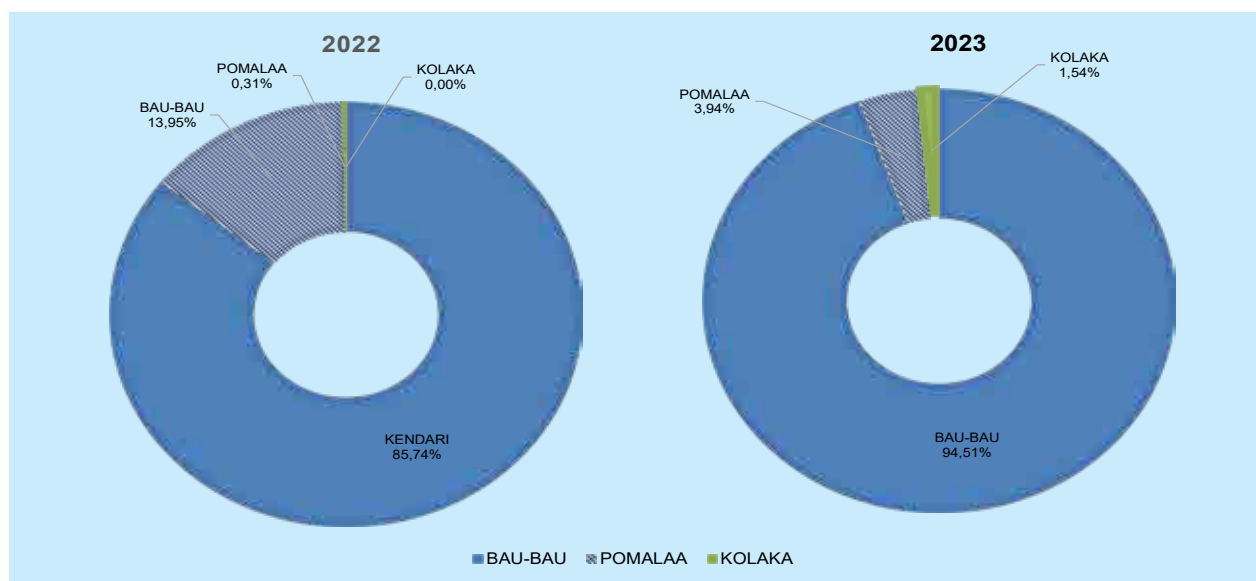
Pada tahun 2023 Pelabuhan Kendari merupakan pelabuhan bongkar impor barang dengan nilai tertinggi, yaitu US\$1.134,80 juta atau sebesar 61,42 persen dari total nilai impor Sulawesi Tenggara. Tetapi nilai impor melalui Pelabuhan bongkar Kendari tahun 2023 tercatat turun sebesar 48,04 persen bila dibandingkan dengan tahun 2022.

Nilai impor komoditi yang dibongkar melalui Pelabuhan Kolaka adalah terkecil peranannya ditahun 2023 yaitu sebesar US\$11,01 juta atau dengan share 0,6 persen dari total nilai impor.

#### 4.2 Imports Value in Sulawesi Tenggara Province by Unloading Ports

In 2023 Kendari Port is the unloading port that imports with the highest value, amounted to US\$2,184.15 million or 85.74 percent of the total imports value of Sulawesi Tenggara. However, the value of imports through the Kendari unloading port in 2023 was recorded to have decreased by 48.04 percent when compared to 2022.

The import value of commodity which was unloaded through the Kolaka Port was the smallest in 2023 with US\$11,01 million or with a share of 0,6 percent of the total import value.



**Gambar 4.2** Kontribusi Nilai Impor Sulawesi Tenggara menurut Pelabuhan Bongkar (persen), 2022 dan 2023  
*Share Value of Imports in Sulawesi Tenggara Province by Unloading Ports (percent), 2022 and 2023*

Besarnya peranan Pelabuhan Kendari dibandingkan Pelabuhan Baubau sebagai pelabuhan bongkar utama impor di Provinsi Sulawesi Tenggara mengindikasikan bahwa komoditi impor Sulawesi Tenggara saat ini lebih banyak dan variatif. Sementara itu, kelompok komoditi impor yang dibongkar melalui Pelabuhan Baubau umumnya adalah berupa Bahan Bakar Mineral (HS 27).

*The role magnitude of Kendari Port compared to the Baubau Port as the main import unloading port in Sulawesi Tenggara Province indicates that the Sulawesi Tenggara import commodity is currently more and varied. Meanwhile, the group of imported commodities unloaded through the Baubau Port are generally in the form of Mineral Fuels (HS 27).*

**Tabel 4.2** Nilai Impor Sulawesi Tenggara menurut Pelabuhan Bongkar, 2022 dan 2023  
*Value of Imports in Sulawesi Tenggara Province by Unloading Ports, 2022 and 2023*

Pelabuhan Muat <i>Loading Ports</i>	Nilai (FOB juta US\$) <i>Value (FOB million US\$)</i>	
	2022	2023
(1)	(2)	(3)
Kendari	2.184,15	1.134,80
Baubau	355,33	673,75
Pomalaa	7,86	28,10
Kolaka	-	11,01
<b>Jumlah Total</b>	<b>2.547,33</b>	<b>1.847,66</b>



### 4.3 Impor menurut Kelompok Barang

**Tabel 4.3** memperlihatkan lima jenis komoditi utama yang diimpor dengan nilai mencapai US\$1.690,58 juta. Impor bahan bakar mineral menduduki peringkat pertama dengan nilai mencapai US\$1.254,06 juta atau 67,87 persen dari total nilai impor Sulawesi Tenggara.

### 4.3 Imports by Commodity Group

**Table 4.3** shows the five main types of commodities imported with a value of US\$1,690,58 million. Mineral fuel imports ranked first with a value of US\$1.254,06 million or 67.87 percent of the total import value of Sulawesi Tenggara.

**Tabel 4.3** **Bobot, Nilai dan Kontribusi Impor 5 Komoditi Utama Sulawesi Tenggara, 2023**  
*Weight, Value and Share of 5 Major Commodities of Imports in Sulawesi Tenggara Province, 2023*

	<b>Komoditi (HS 2 Digit)</b> <i>Commodities (HS 2 Digit)</i>	<b>Bobot (ribu ton)</b> <i>Weight (thousand tons)</i>	<b>Persentase (%)</b> <i>Percentage (%)</i>	<b>Nilai (CIF juta US\$)</b> <i>Value (CIF million US\$)</i>	<b>Persentase (%)</b> <i>Percentage (%)</i>
	(1)	(2)	(3)	(4)	(5)
1	Bahan bakar mineral (27) / Mineral fuels, mineral oils and products of their distillation (27)	3,07	64,95	1.254,06	67,87
2	Besi dan baja (72) / Iron and steel (72)	0,17	3,63	225,99	12,23
3	Mesin dan pesawat mekanik (84) / Nuclear reactors, boilers, machinery and mechanical appliances; parts thereof (84)	0,03	0,56	106,14	5,74
4	Aneka produk kimia (38) / Miscellaneous chemical products (38)	0,08	1,62	55,36	3,00
5	Mesin dan peralatan listrik serta bagiannya (85) / Electrical machinery and equipments; sound recorders/ reproducers, visual, parts (85)	0,01	0,24	49,03	2,65
	Jumlah 5 Komoditi Utama/ <i>Total of 5 Major Commodities</i>	3,36	71,00	1.690,58	91,50
	Lainnya/ <i>Others</i>	1,37	29,00	157,08	8,50
	<b>TOTAL IMPOR / IMPORT TOTAL</b>	<b>4.727,23</b>	<b>100,00</b>	<b>1.847,66</b>	<b>100,00</b>

Peringkat selanjutnya adalah Besi dan baja (HS 72) dengan nilai mencapai US\$225,99 juta atau 12,23 persen. Share impor 5 (lima) komoditas utama tercatat 91,50 persen.

Dari informasi tersebut di atas nampak bahwa impor bahan bakar mineral (HS 27) masih menjadi komoditas utama tertinggi impor Provinsi Sulawesi Tenggara.

Next ranks are iron and steel that is incorporated in HS 72 with a value of US\$225.99 million or 12.23 percent. Imports of 5 (five) main commodities were 91.50 percent.

From the information above, shows that the imports of mineral fuels (HS 27) have become a major commodity imports of Sulawesi Tenggara Province.



**Gambar 4.3** Nilai Impor Sulawesi Tenggara menurut Komoditi (HS 2 Digit) dalam juta US\$, 2022 dan 2023

*Imports Value in Sulawesi Tenggara Province by Commodities (HS 2 Digit) in million US\$, 2022 and 2023*

#### 4.4 Impor menurut Negara asal Barang

Komoditi impor yang masuk di wilayah Sulawesi Tenggara berasal dari berbagai penjuru dunia, mulai dari negara-negara tetangga yang berada di Benua Asia sampai negara-negara di Benua Eropa. Kebijakan ini sejalan dengan prinsip ekonomi yang mencari komoditi dengan harga yang kompetitif.

Dari keseluruhan nilai impor Sulawesi Tenggara tahun 2023 seperti tersaji pada **Tabel 4.4**, tampak bahwa impor terbesar tercatat berasal dari Tiongkok dengan nilai sebesar US\$825,12 juta atau 44,66 persen dari total nilai impor Sulawesi Tenggara.

Selanjutnya diikuti oleh Singapura (26,81 persen), Malaysia (10,48 persen), Australia (8,24 persen), Afrika Selatan (7,82 persen), dan negara lainnya seperti Philipina, Fed. Russia, Thailand, Turki dan Korea Selatan dengan peranan 1,99 persen. Impor dari Tiongkok didominasi oleh kelompok komoditi Bahan Bakar Mineral (HS 27) jenis antrasit yang digunakan sebagai bahan bakar industri nikel.

#### 4.4 Imports by Country of Goods Origin

*Imports Commodity that come in the region of Sulawesi Tenggara from various corners of the world, ranging from neighboring countries located in Asia to countries which are in Europe. This policy is in line with the economic principles that seek commodities at competitive prices.*

*From the total imported value of Sulawesi Tenggara in 2023 as presented in **Table 4.4**, it appears that most imports come from China with a value of US\$825.12 million or 44.66 percent of the total imported value in Sulawesi Tenggara.*

*Then followed by Singapore (26.81 percent), Malaysia (10.48 percent), Australia (8.24 percent), South Africa (7.82 percent), and other countries such as Philippines, Russian Fed., Thailand, Turkiye, and South Korea with a role about 1.99 percent. Imports from China are dominated by the Mineral Fuel (HS 27) type anthracite that is used as fuel for nickel industry.*



Tabel  
Table

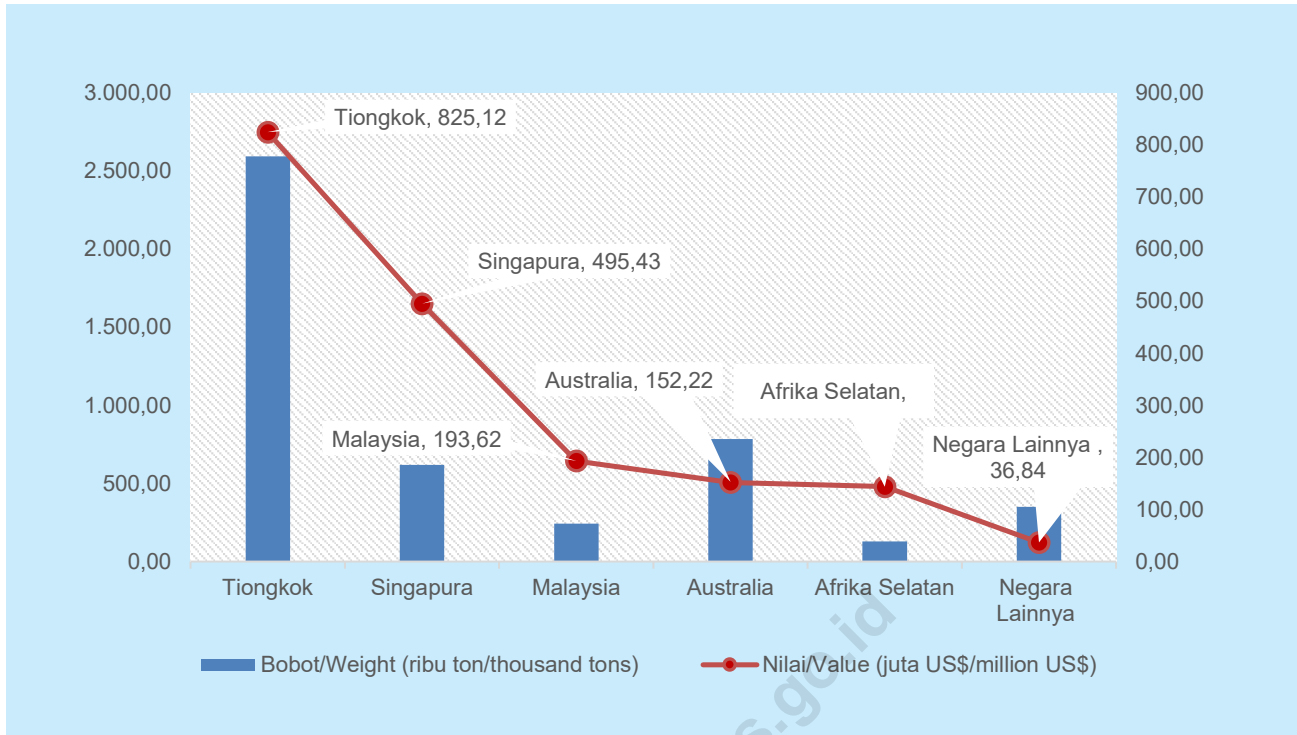
4.4

**Bobot, Nilai, dan Kontribusi Impor Sulawesi Tenggara menurut Negara Asal, 2023**  
*Weight, Value and Share of Imports in Sulawesi Tenggara Province by Origin Countries, 2023*

	<b>Komoditi (HS 2 Digit)</b> <i>Commodities (HS 2 Digit)</i>	<b>Bobot (ribu ton)</b> <i>Weight (thousand tons)</i>	<b>Persentase (%)</b> <i>Percentage (%)</i>	<b>Nilai (CIF juta US\$)</b> <i>Value (CIF million US\$)</i>	<b>Persentase (%)</b> <i>Percentage (%)</i>
	(1)	(2)	(3)	(4)	(5)
1	<b>Tiongkok</b> <i>China</i>	2,60	54,92	825,12	44,66
2	<b>Singapura</b> <i>Singapore</i>	0,62	13,13	495,43	26,81
3	<b>Malaysia</b> <i>Malaysia</i>	0,24	5,16	193,62	10,48
4	<b>Australia</b> <i>Australia</i>	0,78	16,60	152,22	8,24
5	<b>Afrika Selatan</b> <i>South Africa</i>	0,13	2,74	144,42	7,82
6	<b>Negara Lainnya</b> <i>Other Countries</i>	0,35	7,45	36,84	1,99
	<b>Jumlah</b> <i>Total</i>	<b>4,73</b>	<b>100,00</b>	<b>1.847,66</b>	<b>100,00</b>







**Gambar 4.4** Bobot dan Nilai Impor Sulawesi Tenggara menurut Negara Asal (HS 2 Digit), 2023  
**Figure** Imports Volume and Value in Sulawesi Tenggara Province by Origin Countries (HS 2 Digit), 2023

#### 4.5 Impor Sulawesi Tenggara Per Bulan Tahun 2023

Peningkatan impor akan meningkatkan pengeluaran devisa. Namun demikian, impor terutama impor bahan baku dan barang modal diharapkan akan ikut mendorong laju ekspor. Minimal untuk memenuhi kebutuhan dalam negeri, laju impor barang konsumsi diharapkan semakin menurun sehingga tidak banyak menyerap devisa yang keluar.

Jika diamati, nilai impor selama 12 (dua belas) bulan pada tahun 2023 cenderung berfluktuasi, dengan rata-rata per bulan sebesar US\$153,97 juta. Nilai impor tertinggi tercatat pada bulan Maret yang mencapai US\$255,36 juta, disusul urutan kedua dan ketiga terjadi pada bulan Januari dan Desember dengan nilai impor sebesar US\$249,26 juta (13,49 persen) dan US\$183,51 juta (9,93 persen). Sedangkan impor terendah terjadi pada bulan September yang tercatat hanya US\$87,94 juta (4,76 persen).

#### 4.5 Imports of Sulawesi Tenggara Monthly in 2023

*Increased of imports lead to foreign exchange expenditure. However, imports, especially imports of raw materials and capital goods, are expected to contribute to the pace of exports. To meet domestic needs minimally, rate of import of consumer goods is expected to slumped away so it doesn't absorb much foreign exchange.*

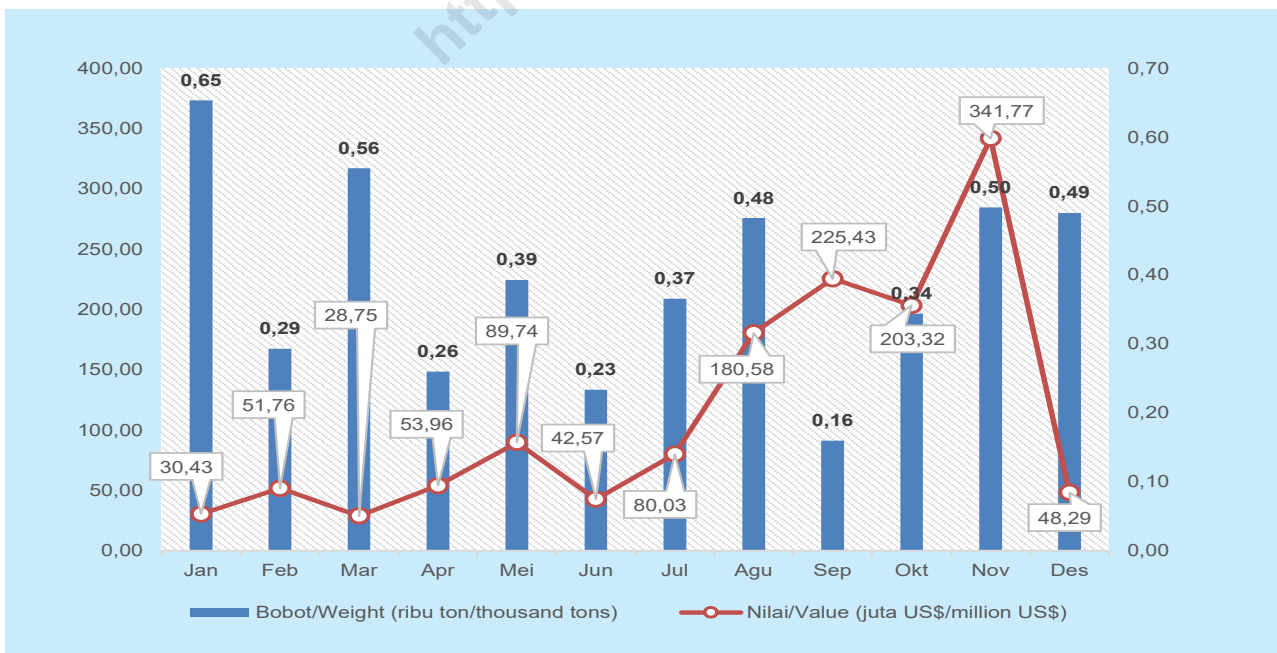
*If observed, the imported value in the 12 (twelve) months in 2023, tend to fluctuate, with an average monthly amounted to US\$153.97 million monthly. The highest imported value in March is reached US\$255.36 million, and the second and third occurred in January and December with the imports value is amounted to US\$249.26 million (13.49 percent) and US\$183.51 million (9.93 percent). While the lowest occurred in September which is only US\$87.94 million (4.76 percent)*



Tabel  
Table

4.5. Nilai Impor Sulawesi Tenggara Januari–Desember, 2023 (CIF juta US\$)  
Imports Value in Sulawesi Tenggara Province January–December, 2023 (CIF million US\$)

Bulan Months	Nilai (CIF juta US\$) Value (CIF million US\$)	Persentase (%) Percentage (%)
(1)	(2)	(3)
Januari/January	249,26	13,49
Februari/February	152,24	8,24
Maret/March	255,36	13,82
April/April	130,02	7,04
Mei/May	151,05	8,17
Juni/June	89,58	4,85
Juli/July	124,23	6,72
Agustus/August	129,03	6,98
September/September	87,94	4,76
Oktober/October	125,74	6,81
Nopember/November	169,70	9,18
Desember/December	183,51	9,93
<b>Jumlah Total</b>	<b>1.847,66</b>	<b>100,00</b>



Gambar  
Figure

4.5. Perkembangan Bobot dan Nilai Impor Sulawesi Tenggara Januari–Desember, 2023 (CIF juta US\$)  
Progress of Imports Weight and Imports Value in Sulawesi Tenggara Province January–December, 2023 (CIF million US\$)



#### 4.6 Peranan Impor Sulawesi Tenggara terhadap Impor Nasional

Andil impor yang masuk wilayah Sulawesi Tenggara terhadap total impor nasional periode 2018–2023 dari tahun ke tahun cenderung meningkat, seperti terlihat pada **Tabel 4.6** yang menyajikan bobot impor dan **Tabel 4.7** yang menyajikan nilai impor.

Ditinjau dari total bobot (**Tabel 4.6**), peranan impor Sulawesi Tenggara berkisar antara 0,58 persen sampai dengan 3,40 persen terhadap bobot impor nasional, dengan rata-rata 2,20 persen. Sedangkan peranan nilai impornya (**Tabel 4.7**) berkisar pada 0,43 persen sampai dengan 1,07 persen, dengan rata-rata 0,88 persen.

#### 4.6 The Role of Sulawesi Tenggara Imports against National imports

The contribution of imports that enter in Sulawesi Tenggara to the total domestic imports on 2018–2023 by year on year tends to increase, as shown in **Table 4.6** which presents the imports weight and **Table 4.7** that presents the imported value.

Reviewed from the total weight (**Table 4.6**), the role of Sulawesi Tenggara imports between 0.58 percent to 3.40 percent of the national imports weight, with an average 2.20 percent. While the role of the imported value (**Table 4.7**) range from 0.48 percent to 1.07 percent, with an average 0.88 percent.

**Tabel 4.6** Peranan Bobot Impor Sulawesi Tenggara terhadap Nasional, 2018–2023  
Share of Imports Weight in Sulawesi Tenggara Province to National Exports Weight, 2018–2023

Tahun Year	Bobot (ribu ton) Weight (thousand tons)		Andil Share (%)
	Sulawesi Tenggara Sulawesi Tenggara	Nasional National	
(1)	(2)	(3)	(4)
2018	1,10	188,71	0,58
2019	3,37	162,63	2,07
2020	3,73	151,88	2,46
2021	6,05	178,29	3,40
2022	4,26	183,24	2,32
2023	4,73	197,97	2,39



**Tabel**  
**Table** 4.7

**Peranan Nilai Impor Sulawesi Tenggara terhadap Nasional, 2018–2023**

*Share of Imports Value in Sulawesi Tenggara Province to National Exports Weight, 2018–2023*

Tahun Year	Nilai Impor (CIF juta US\$) Imports Value (CIF million US\$)		Andil Share (%)
	Sulawesi Tenggara Sulawesi Tenggara	Nasional National	
(1)	(2)	(3)	(4)
2018	816,47	188.711,30	0,43
2019	1.376,63	171.275,74	0,80
2020	1.494,43	141.568,79	1,06
2021	2.106,24	196.189,98	1,07
2022	2.547,33	237.447,06	1,07
2023	1.847,66	221.886,22	0,83





## **DAFTAR PUSTAKA** ***BIBLIOGRAPHY***

Direktorat Statistik Distribusi. 2023. Ekspor Menurut Provinsi Asal Barang 2022. Jakarta: Badan Pusat Statistik. 779 Hal.

Direktorat Statistik Distribusi. 2023. Impor Menurut Moda Transportasi 2021 – 2022. Jakarta: Badan Pusat Statistik. 78 Hal.

BPS Provinsi Sulawesi Tenggara. 2023. Ekspor dan Impor Provinsi Sulawesi Tenggara 2023. Kendari: BPS Provinsi Sulawesi Tenggara. 82 Hal.

<https://sultra.bps.go.id>





# Lampiran Tabel Ekspor

*Exports Table Appendix*

<https://sultra.bps.go.id>









**Lampiran** 1.1  
**Appendix**

**Bobot Ekspor Provinsi Sulawesi Tenggara menurut Negara Per Komoditi (juta Kg), 2023**

*Weight of Exports in Sulawesi Tenggara Province by Countries/Commodities (million Kgs), 2023*

Negara/Jenis Komoditas HS 8 Countries/Commodities	Pelabuhan Muat Loading Ports				
	Baubau	Kendari	Makassar	Ngurah Rai (U)	Pomalaa
(1)	(2)	(3)	(4)	(5)	(6)
<b>Tiongkok</b>	181,75	2.225,17	1,44	—	4,51
Other bituminous or oil shale & tar s&s	181,75	—	—	—	—
Ferro alloy nickel	—	1.715,89	—	—	4,51
Postal packages n.c.a.k	—	—	—	—	—
Eucheuma cottonii fit for human consumption, dried but not ground	—	—	0,82	—	—
Eucheuma spinosum fit for human consumption, dried but not ground	—	—	0,62	—	—
Oth than stainless steel in ingots/oth primary form,rectangular (oth than square) cross-section	—	482,60	—	—	—
Oth stainless steel in ingots/oth primary form,rectangular(oth than square)cross-section	—	22,88	—	—	—
Nickel mattes	—	3,80	—	—	—
<b>India</b>	—	10,02	—	—	—
Ferro alloy nickel	—	—	—	—	—
Postal packages n.c.a.k	—	—	—	—	—
Oth than stainless steel in ingots/oth primary form,rectangular (oth than square) cross-section	—	10,02	—	—	—
<b>Philipina</b>	—	7,00	0,25	—	—
Eucheuma cottonii fit for human consumption, dried but not ground	—	—	0,25	—	—
Cane molasses, not added flavour/colour matter	—	7,00	—	—	—
<b>Amerika Serikat</b>	—	0,15	—	—	—
Octopus (Octopus spp), Frozen	—	0,02	—	—	—
Postal packages n.c.a.k	—	—	—	—	—
Other Mackerels fish, frozen, excl fillets, edible fish	—	—	—	—	—
Oth marine fish, frozen, excl. edible fish offal of subheadings 0303.91-99	—	—	—	—	—
Crab, prepared or preserved, in airtight containers for retail sale	—	0,13	—	—	—
Frozen fillet of Tunas (of the genus Thunnus)	—	—	—	—	—
Frozen fillets of other fish	—	—	—	—	—
<b>Korea Selatan</b>	—	2,10	—	—	—
Postal packages n.c.a.k	—	—	—	—	—
Oth stainless steel in ingots/oth primary form,rectangular(oth than square)cross-section	—	2,10	—	—	—
Frozen abalone (Haliotis spp)	—	—	—	—	—
Wood charcoal other of coconut shell, whether or not agglomerated.	—	—	—	—	—
Lainnya/Others	0,00	0,13	0,86	0,00	0,00
<b>Jumlah/Total</b>	<b>181,75</b>	<b>2.244,57</b>	<b>2,55</b>	<b>0,00</b>	<b>4,51</b>

bersambung...



Lanjutan Lampiran 1.1

Negara/Jenis Komoditas HS 8 Countries/Commodities	Pelabuhan Muat Loading Ports				
	Soekarno Hatta (U)	Tanjung Perak	Tanjung Priok	Wolter Monginsidi (U)	Pomalaa
(1)	(7)	(8)	(9)	(10)	(11)
<b>Tiongkok</b>	0,00	83,27	0,05	—	2.496,18
Other bituminous or oil shale & tar s&s	—	2,42	—	—	184,17
Ferro alloy nickel	0,00	80,85	—	—	1.801,25
Postal packages n.c.a.k	0,00	—	—	—	0,00
Eucheuma cottonii fit for human consumption, dried but not ground	—	—	0,05	—	0,87
Eucheuma spinosum fit for human consumption, dried but not ground	—	—	—	—	0,62
Oth than stainless steel in ingots/oth primary form,rectangular (oth than square)cross-section	—	—	—	—	482,60
Oth stainless steel in ingots/oth primary form,rectangular(oth than square)cross-section	—	—	—	—	22,88
Nickel mattes	—	—	—	—	3,80
<b>India</b>	0,00	21,93	—	—	31,95
Ferro alloy nickel	—	21,93	—	—	21,93
Postal packages n.c.a.k	0,00	—	—	—	0,00
Oth than stainless steel in ingots/oth primary form,rectangular (oth than square)cross-section	—	—	—	—	10,02
<b>Philipina</b>	—	—	—	—	7,25
Eucheuma cottonii fit for human consumption, dried but not ground	—	—	—	—	0,25
Cane molases, not added flavour/colour matter	—	—	—	—	7,00
<b>Amerika Serikat</b>	0,00	0,14	2,26	—	2,55
Octopus (Octopus spp), Frozen	—	0,13	0,43	—	0,58
Postal packages n.c.a.k	0,00	—	—	—	0,00
Other Mackerels fish, frozen, excl fillets, edible fish offal of subheadings 0303.91 to 0303.99	—	—	0,06	—	0,06
Oth marine fish, frozen, excl. edible fish offal of subheadings 0303.91-99	—	—	0,12	—	0,12
Crab, prepared or preserved, in airtight containers for retail sale	0,00	0,01	—	—	0,15
Frozen fillet of Tunas (of the genus Thunnus), skipjack or stripe-bellied bonito (Euthynnus (Katsuwonus) pelamis)	—	—	0,39	—	0,39
Frozen fillets of other fish	—	—	1,26	—	1,26
<b>Korea Selatan</b>	0,00	0,17	—	0,00	2,27
Postal packages n.c.a.k	0,00	—	—	—	0,00
Oth stainless steel in ingots/oth primary form,rectangular(oth than square)cross-section	—	—	—	—	2,10
Frozen abalone (Haliotis spp)	—	—	—	0,00	0,00
Wood charcoal other of coconut shell, whether or not agglomerated.	—	0,17	—	—	0,17
Lainnya/Others	0,00	0,32	0,83	0,38	2,52
<b>Jumlah/Total</b>	<b>0,00</b>	<b>105,83</b>	<b>3,14</b>	<b>0,38</b>	<b>2.542,73</b>



**Lampiran**  
**Appendix** 1.2

**Nilai Ekspor Provinsi Sulawesi Tenggara menurut Negara Per Komoditi (juta US\$), 2023**

*Value of Exports in Sulawesi Tenggara Province by Countries/Commodities (million US\$), 2023*

Negara/Jenis Komoditas HS 8 Countries/Commodities	Pelabuhan Muat Loading Ports				
	Baubau	Kendari	Makassar	Ngurah Rai (U)	Pomalaa
(1)	(2)	(3)	(4)	(5)	(6)
<b>Tiongkok</b>	5,45	3.911,39	1,77	—	12,72
Other bituminous or oil shale & tar s&s	5,45	—	—	—	—
Ferro alloy nickel	—	2.914,88	—	—	12,72
Postal packages n.c.a.k	—	—	—	—	—
Eucheuma cottonii fit for human consumption, dried but not ground	—	—	1,44	—	—
Eucheuma spinosum fit for human consumption, dried but not ground	—	—	0,33	—	—
Oth than stainless steel in ingots/oth primary form,rectangular (oth than square)cross-section	—	898,22	—	—	—
Oth stainless steel in ingots/oth primary form,rectangular(oth than square)cross-section	—	40,49	—	—	—
Nickel mattes	—	57,80	—	—	—
<b>India</b>	—	20,64	—	—	—
Ferro alloy nickel	—	—	—	—	—
Postal packages n.c.a.k	—	—	—	—	—
Oth than stainless steel in ingots/oth primary form,rectangular (oth than square)cross-section	—	20,64	—	—	—
<b>Amerika Serikat</b>	—	3,94	—	—	—
Octopus (Octopus spp), Frozen	—	0,11	—	—	—
Postal packages n.c.a.k	—	—	—	—	—
Other Mackerels fish, frozen, excl fillets, edible fish	—	—	—	—	—
Oth marine fish, frozen, excl. edible fish of subheadings 0303.91-99	—	—	—	—	—
Crab, prepared or preserved, in airtight containers for retail sale	—	3,83	—	—	—
Frozen fillet of Tunas (of the genus Thunnus)	—	—	—	—	—
Frozen fillets of other fish	—	—	—	—	—
<b>Korea Selatan</b>	—	4,31	—	—	—
Postal packages n.c.a.k	—	—	—	—	—
Oth stainless steel in ingots/oth primary form,rectangular(oth than square)cross-section	—	4,31	—	—	—
Frozen abalone (Haliotis spp)	—	—	—	—	—
Wood charcoal other of coconut shell, whether or not agglomerated.	—	—	—	—	—
<b>Lainnya/Others</b>	0,00	2,04	1,57	0,00	0,00
<b>Jumlah/Total</b>	<b>5,45</b>	<b>3.942,31</b>	<b>3,34</b>	<b>0,00</b>	<b>12,72</b>

bersambung...



Lanjutan Lampiran 1.2

Negara/Jenis Komoditas HS 8 Countries/Commodities	Pelabuhan Muat Loading Ports				
	Soekarno Hatta (u)	Tanjung Perak	Tanjung Priok	W o l t e r Monginsidi (u)	Pomalia
(1)	(7)	(8)	(9)	(10)	(6)
<b>Tiongkok</b>	0,00	230,55	0,14	—	4.162,02
<i>Other bituminous or oil shale &amp; tar s&amp;s</i>	—	0,25	—	—	5,70
<i>Ferro alloy nickel</i>	0,00	230,30	—	—	3.157,90
<i>Postal packages n.c.a.k</i>	0,00	—	—	—	0,00
<i>Eucheuma cottonii fit for human consumption, dried but not ground</i>	—	—	0,14	—	1,58
<i>Eucheuma spinosum fit for human consumption, dried but not ground</i>	—	—	—	—	0,33
<i>Oth than stainless steel in ingots/oth primary form,rectangular (oth than square)cross-section</i>	—	—	—	—	898,22
<i>Oth stainless steel in ingots/oth primary form,rectangular(oth than square)cross-section</i>	—	—	—	—	40,49
<i>Nickel mattes</i>	—	—	—	—	57,80
<b>India</b>	0,00	70,87	—	—	91,51
<i>Ferro alloy nickel</i>	—	70,87	—	—	70,87
<i>Postal packages n.c.a.k</i>	0,00	—	—	—	0,00
<i>Oth than stainless steel in ingots/oth primary form,rectangular (oth than square)cross-section</i>	—	—	—	—	20,64
<b>Amerika Serikat</b>	0,00	1,18	21,78	—	26,89
<i>Octopus (Octopus spp), Frozen</i>	—	0,76	2,65	—	3,51
<i>Postal packages n.c.a.k</i>	0,00	—	—	—	0,00
<i>Other Mackerels fish, frozen, excl fillets, edible fish offal of subheadings 0303.91 to 0303.99</i>	—	—	0,51	—	0,51
<i>Oth marine fish, frozen, excl. edible fish offal of subheadings 0303.91-99</i>	—	—	0,82	—	0,82
<i>Crab, prepared or preserved, in airtight containers for retail sale</i>	0,00	0,42	—	—	4,25
<i>Frozen fillet of Tunas (of the genus Thunnus), skipjack or stripe-bellied bonito (Euthynnus (Katsuwonus) pelamis)</i>	—	—	3,95	—	3,95
<i>Frozen fillets of other fish</i>	—	—	13,85	—	13,85
<b>Korea Selatan</b>	0,00	0,15	—	0,00	4,46
<i>Postal packages n.c.a.k</i>	0,00	—	—	—	0,00
<i>Oth stainless steel in ingots/oth primary form,rectangular(oth than square)cross-section</i>	—	—	—	—	4,31
<i>Frozen abalone (Haliotis spp)</i>	—	—	—	0,00	0,00
<i>Wood charcoal other of coconut shell, whether or not agglomerated.</i>	—	0,15	—	—	0,15
<b>Lainnya/Others</b>	0,00	0,79	6,78	2,05	13,24
<b>Jumlah/Total</b>	<b>0,01</b>	<b>303,53</b>	<b>28,69</b>	<b>2,06</b>	<b>4.298,13</b>



**Lampiran** 1.3  
**Appendix**

**Bobot Ekspor Provinsi Sulawesi Tenggara, menurut 5 Kelompok Barang Utama per Bulan (juta Kg), 2023**

*Weight of Exports in Sulawesi Tenggara Province by 5 Major Commodity Exports Monthly (million Kg), 2023*

Bulan Month	Kode Komoditi (HS 2) Commodities					Lainnya/ Others	Jumlah/ Total
	72	27	17	75	03		
(1)	(2)	(3)	(4)	(5)	(6)	(7)	(8)
Januari/January	164,35	–	–	–	0,19	0,08	164,62
Februari/February	159,30	–	–	–	0,28	0,36	159,94
Maret/March	216,78	0,37	–	–	0,35	0,27	217,77
April/April	93,77	–	–	–	0,20	0,63	94,60
Mei/May	166,71	–	–	–	0,35	0,14	167,21
Juni/June	146,01	0,55	–	–	0,31	0,35	147,22
Juli/July	182,32	79,15	–	–	0,32	0,29	262,08
Agustus/August	246,51	0,51	–	–	0,38	0,36	247,75
September/September	183,78	–	–	3,80	0,31	0,24	188,13
Oktober/October	300,97	48,40	7,00	–	0,24	0,30	356,92
Nopember/November	238,52	55,19	–	–	0,38	0,12	294,20
Desember/December	241,76	–	–	–	0,39	0,14	242,30
<b>Jumlah/Total</b>	<b>2.340,78</b>	<b>184,17</b>	<b>7,00</b>	<b>3,80</b>	<b>3,70</b>	<b>3,28</b>	<b>2.542,73</b>

**Catatan/Annotations:**

*Besi dan baja (72) / Iron and steel (72)*

*Bahan bakar mineral (27) / Mineral fuels, mineral oils and products of their distillation (27)*

*Gula dan kembang gula (17) / Sugar and sugar confectionery (17)*

*Nikel dan barang daripadanya (75) / Nickel and articles thereof (75)*

*Ikan dan udang (03) / Fish and crustaceans (03)*

Lampiran  
Appendix 1.4

## Nilai Ekspor Provinsi Sulawesi Tenggara, menurut 5 Kelompok Barang Utama per Bulan (juta US\$), 2023

Value of Exports in Sulawesi Tenggara Province by 5 Major Commodity Exports Monthly (million US\$), 2023

Bulan Month	Kode Komoditi (HS 2) Commodities					Lainnya/ Others	Jumlah/ Total
	72	75	03	27	16		
(1)	(2)	(3)	(4)	(5)	(6)	(7)	(8)
Januari/January	367,76	–	1,56	–	–	0,05	369,37
Februari/February	337,34	–	2,55	–	–	0,48	340,36
Maret/March	427,86	–	3,27	0,04	0,23	0,37	431,76
April/April	179,75	–	2,17	–	0,43	0,97	183,32
Mei/May	294,77	–	3,21	–	–	0,26	298,24
Juni/June	230,82	–	2,75	0,05	0,60	0,31	234,54
Juli/July	285,03	–	2,63	2,37	0,51	0,24	290,78
Agustus/August	392,08	–	3,41	0,05	0,92	0,42	396,89
September/September	307,19	57,80	2,81	–	–	0,12	367,92
Oktober/October	485,93	–	2,37	1,45	0,21	1,36	491,31
Nopember/November	429,35	–	3,12	1,73	0,47	0,23	434,90
Desember/December	454,56	–	3,16	–	0,90	0,09	458,72
Jumlah/Total	4.192,43	57,80	33,02	5,70	4,26	4,91	4.298,13

## Catatan/Annotations:

Besi dan baja (72) / Iron and steel (72)

Nikel dan barang daripadanya (75) / Nickel and articles thereof (75)

Ikan dan udang (03) / Fish and crustaceans (03)

Bahan bakar mineral (27) / Mineral fuels, mineral oils and products of their distillation (27)

Olahan dari daging, ikan, udang dan sejenisnya (16) / Preparations of meat/fish/crustaceans/molluscs or other aquatic invertebrates (16)



**Lampiran**  
**Appendix**

1.5

**Bobot Ekspor Provinsi Sulawesi Tenggara, menurut Negara Tujuan Utama per Bulan (juta Kg), 2023**

*Exports Weight in Sulawesi Tenggara Province by Major Destination Countries Monthly (million Kgs), 2023*

Bulan Month	Negara Tujuan Ekspor Destination Countries						Jumlah/ Total
	Tiongkok/ China	India/ India	Philiphina/ Philippines	Amerika Serikat/ United States	Korea Selatan/ Korea, Rep.of	Lainnya/ Others	
(1)	(2)	(3)	(4)	(5)	(6)	(7)	(8)
Januari/January	158,79	5,62	–	0,04	0,00	0,18	164,62
Februari/February	157,94	1,62	–	0,19	0,00	0,19	159,94
Maret/March	216,98	0,36	–	0,21	0,00	0,22	217,77
April/April	91,73	1,34	–	0,17	1,02	0,34	94,60
Mei/May	164,34	1,41	–	0,25	1,08	0,13	167,21
Juni/June	142,92	3,76	–	0,23	0,00	0,31	147,22
Juli/July	260,61	0,98	–	0,22	0,00	0,27	262,08
Agustus/August	246,41	0,65	0,25	0,25	0,00	0,19	247,75
September/September	186,90	0,68	–	0,21	0,09	0,26	188,13
Oktober/October	348,98	0,51	7,00	0,21	0,06	0,14	356,92
Nopember/November	293,25	0,53	–	0,28	0,00	0,14	294,20
Desember/December	227,33	14,48	–	0,30	0,02	0,17	242,30
<b>Jumlah/Total</b>	<b>2.496,18</b>	<b>31,95</b>	<b>7,25</b>	<b>2,55</b>	<b>2,27</b>	<b>2,52</b>	<b>2.542,73</b>

Lampiran  
Appendix 1.6

## Nilai Ekspor Provinsi Sulawesi Tenggara, menurut Negara Tujuan Utama per Bulan (juta US\$), 2023

Exports Value in Sulawesi Tenggara Province by Major Destination Countries Monthly (million US\$), 2023

Bulan Month	Negara Tujuan Ekspor Destination Countries						Jumlah/ Total
	Tiongkok/ China	India/ India	Amerika Serikat/ United States	Korea Selatan/ Korea, Rep.of	Puerto Rico/ Puerto Rico	Lainnya/ Others	
(1)	(2)	(3)	(4)	(5)	(6)	(7)	(8)
Januari/January	345,17	22,61	0,38	0,00	–	1,21	369,37
Februari/February	330,99	6,76	1,82	0,00	0,21	0,60	340,36
Maret/March	426,83	1,38	2,15	0,00	0,44	0,96	431,76
April/April	172,63	5,33	1,95	2,14	–	1,27	183,32
Mei/May	288,78	4,07	2,27	2,17	0,20	0,75	298,24
Juni/June	220,00	11,04	2,73	0,00	0,24	0,53	234,54
Juli/July	284,79	2,76	2,38	0,00	0,21	0,65	290,78
Agustus/August	390,49	1,69	3,02	0,00	0,44	1,24	396,89
September/September	363,23	1,76	1,95	0,08	0,42	0,49	367,92
Oktober/October	485,96	1,53	2,40	0,05	–	1,37	491,31
Nopember/November	429,79	1,36	2,74	0,00	0,42	0,61	434,90
Desember/December	423,39	31,22	3,11	0,02	0,39	0,59	458,72
<b>Jumlah/Total</b>	<b>4.162,02</b>	<b>91,51</b>	<b>26,89</b>	<b>4,46</b>	<b>2,96</b>	<b>10,28</b>	<b>4.298,13</b>




**Lampiran**  
**Appendix**

1.7

**Bobot Ekspor 5 Komoditi Utama Provinsi Sulawesi Tenggara, menurut Negara Tujuan (juta Kg), 2023**
*Exports Weight Of 5 Major Commodity in Sulawesi Tenggara Province by Destination Countries (million Kgs), 2023*

Negara Tujuan Destination Countries	Kode Komoditi (HS 2)/Commodities						Lainnya/ Others	Jumlah/ Total
	72	27	17	75	03			
	(1)	(2)	(3)	(4)	(5)	(6)		
Tiongkok / China	2.306,73	184,17	-	3,80	-	1,49	2.496,18	
India / India	31,95	-	-	-	-	0,00	31,95	
Philipina / Philippine	-	-	7,00	-	-	0,25	7,25	
Amerika Serikat / United States	-	-	-	-	2,40	0,15	2,55	
Korea Selatan / Korea, Republic Of	2,10	-	-	-	0,00	0,17	2,27	
Vietnam / Vietnam	-	-	-	-	-	0,76	0,76	
Singapura / Singapore	-	-	-	-	0,38	0,00	0,38	
Jepang / Japan	-	-	-	-	0,29	0,07	0,37	
Puerto Rico / Puerto Rico	-	-	-	-	0,27	0,00	0,27	
Hongkong / Hong Kong	-	-	-	-	-	0,26	0,26	
Australia / Australia	-	-	-	-	0,21	0,00	0,21	
Pakistan / Pakistan	-	-	-	-	-	-	0,10	
Rep Dominica / Dominican, Republic of	-	-	-	-	0,09	-	0,09	
Aruba / Aruba	-	-	-	-	0,04	-	0,04	
Inggris / English	-	-	-	-	-	-	0,03	
Ekuador / Ecuador	-	-	-	-	0,02	-	0,02	
Timor Timur / East Timor	-	-	-	-	-	-	0,01	
Malaysia / Malay	-	-	-	-	0,00	-	0,00	
Taiwan / Taiwan	-	-	-	-	-	0,00	0,00	
Belgia / Belgium	-	-	-	-	-	-	0,00	
Lainnya / Others	0,00	-	-	0,00	0,00	0,00	0,00	
<b>Jumlah/Total</b>	<b>2.340,78</b>	<b>184,17</b>	<b>7,00</b>	<b>3,80</b>	<b>3,70</b>	<b>3,28</b>	<b>2.542,73</b>	

**Catatan/Annotations:**
*Besi dan baja (72) / Iron and steel (72)*
*Bahan bakar mineral (27) / Mineral fuels, mineral oils and products of their distillation (27)*
*Gula dan kembang gula (17) / Sugar and sugar confectionery (17)*
*Nikel dan barang daripadanya (75) / Nickel and articles thereof (75)*
*Ikan dan udang (03) / Fish and crustaceans (03)*

Lampiran  
Appendix 1.8

## Nilai Ekspor 5 Komoditi Utama Provinsi Sulawesi Tenggara, menurut Negara Tujuan (juta Kg), 2023

Exports Value Of 5 Major Commodity in Sulawesi Tenggara Province by Destination Countries (million Kgs), 2023

Negara Tujuan Destination Countries	Kode Komoditi (HS 2)/Commodities						Lainnya/ Others	Jumlah/ Total
	72	75	03	27	16			
(1)	(2)	(3)	(4)	(5)	(6)	(7)	(8)	
Tiongkok / China	4.096,61	57,80	-	5,70	-	1,91	4.162,02	
India / India	91,51	-	-	-	-	0,00	91,51	
Amerika Serikat / United States	-	-	22,65	-	4,25	0,00	26,89	
Korea Selatan / Korea, Republic Of	4,31	-	0,00	-	-	0,15	4,46	
Puerto Rico / Puerto Rico	-	-	2,96	-	-	0,00	2,96	
Jepang / Japan	-	-	2,14	-	0,02	0,08	2,24	
Singapura / Singapore	-	-	2,05	-	-	0,00	2,05	
Australia / Australia	-	-	1,81	-	-	0,00	1,81	
Hongkong / Hongkong	-	-	-	-	-	1,48	1,48	
Singapura / Singapore	-	-	-	-	-	0,95	0,95	
Rep Dominica / Dominican, Republic of	-	-	0,70	-	-	0,00	0,70	
Aruba / Aruba	-	-	0,48	-	-	0,00	0,48	
Malaysia / Malay	-	-	0,23	-	-	0,00	0,23	
Hongkong / Hongkong	-	-	-	-	-	0,17	0,17	
Inggris / England	-	-	-	-	-	0,16	0,16	
Pakistan / Pakistan	-	-	-	-	-	0,01	0,01	
Malaysia / Malay	-	-	0,00	-	-	0,00	0,00	
Timor Timur / East Timor	-	-	-	-	-	0,00	0,00	
Taiwan / Taiwan	-	-	-	-	-	0,00	0,00	
Thailand / Thailand	-	-	-	-	-	0,00	0,00	
Lainnya / Others	0,00	0,00	0,00	0,00	0,00	0,00	0,00	
<b>Jumlah/Total</b>	<b>4.192,43</b>	<b>57,80</b>	<b>33,02</b>	<b>5,70</b>	<b>4,26</b>	<b>4,91</b>	<b>4.298,13</b>	

## Catatan/Annotations:

Besi dan baja (72) ; Iron and steel (72)

Ikan dan udang (03) ; Fish and crustaceans (03)

Bahan bakar mineral (27) ; Mineral fuels, mineral oils and products of their distillation (27)

Olahan dari daging, ikan, udang dan sejenisnya (16) ; Crab, prepared or preserved, in airtight containers for retail sale (16)

Biji dan buah mengandung minyak (12) ; Seeds and fruit contain oil (12)



# Lampiran Tabel Impor

*Imports Table Appendix*

<https://sultra.bps.go.id>







**Lampiran** 2.1  
**Appendix**

**Bobot Impor Provinsi Sulawesi Tenggara menurut Negara Per Komoditi(juta Kg), 2023**

*Weight of Imports in Sulawesi Tenggara Province by Countries/Commodities (million Kgs), 2023*

Jenis Komoditas HS 8 Commodities	Pelabuhan Bongkar / Unloading Ports				Jumlah/ Total
	Kolaka	Kolaka	Kolaka	Pomalaa	
(1)	(2)	(3)	(4)	(5)	(6)
Natural magnesium carbonate (magnesite)	—	979,71	—	—	979,71
Coal, whether or not pulverised, but not agglomerated ,bituminous coal ,coking coal	—	—	—	—	974,72
Motor spirit of RON 90 & above but below RON 97 unblended	—	—	848,01	—	848,01
Coal, whether or not pulverised, but not agglomerated, anthracite	—	819,65	—	—	819,65
Coke & semicoke of coal	—	355,31	—	—	355,31
Nickel ores & concentrates.	—	267,60	—	—	267,60
Ferro alloy,chromium weight>4%carbon	—	139,69	—	—	139,69
Other than refractory cements	—	53,05	—	—	53,05
Coal, whether or not pulverised, but not agglomerated ,other coal	—	52,50	—	—	52,50
Prefabricated structural components for building or civilengineering	—	28,47	—	—	28,47
Goods of siliceous cont by weight,singly/together Mg,Ca,Cr>50%	—	24,05	—	—	24,05
Carbonaceous pastes for electrodes & similar pastes for furnace linings	—	22,86	—	—	22,86
Petroleum bitumen	—	20,20	—	—	20,20
Ferro-alloys,silicon weight >55% silicon	—	17,00	—	—	17,00
Prefabricated buildings of non-wood, fitted withmechanical or thermal equipment of iron or steel	—	15,22	—	—	15,22
Ferro-silico-manganese	—	11,05	—	—	11,05
Fluorspar containing by weight 97 % or less of calcium fluoride	—	10,68	—	—	10,68
Dolomite ramming mix	—	9,21	—	—	9,21
Oth furnaces/oven function by inductionor dielectric loss	2,97	—	—	4,01	6,98
Goods of siliceous cont by weight,singly/together alumina,silika,or mixture >50%	—	6,29	—	—	6,29
Semi-milled/ wholly milled rice,whether or not polished or glazed, oth than glutinous rice,Hom Mali rice,parboiled rice	—	4,65	—	—	4,65
Dryer, oth than for agricultural product, wood, paper pulp,paper/ paperboard, electrically operated	—	0,02	—	2,12	3,15
Motor vhcl for transport of good,diesel,24 t< g.v.w<= 45 tdumpers, not CKD	—	3,11	—	—	3,11
Unroasted iron pyrites	—	3,04	—	—	3,04
Part suitable for mach 84.28,excl lift,skip hoist/escalator,of subhead 84 28.20.10/8428.32.10/8428.33.10/8428.39.10	—	2,24	—	—	2,24

bersambung...



Lanjutan Lampiran 2.1

Jenis Komoditas HS 8 Commodities	Pelabuhan Bongkar Unloading Ports				Jumlah/ Total
	Kolaka	Kolaka	Kolaka	Pomalia	
(1)	(2)	(3)	(4)	(5)	(6)
<i>Other acetylene black</i>	-	1,99	-	-	1,99
<i>Machinery shovels with a 360° revolving superstructure</i>	-	1,98	-	-	1,98
<i>Machines for the extraction/preparation of animal/fixed vegetable fats or oils, electrically operated</i>	-	-	-	1,77	1,77
<i>Furnace &amp; oven for the roasting, melting or other heat-treatment of ores, pyrites/metals</i>	-	1,73	-	-	1,73
<i>Continuous-action elevator &amp; conveyor, belt type, other than used for agriculture</i>	-	1,56	-	-	1,56
<i>Hood ventilation not fitted with filter, for industrial use in horizontal side &gt; 120 cm</i>	0,57	0,00	-	0,96	1,53
<i>Goods of siliceous cont by weight, of oth metals compound</i>	-	1,39	-	-	1,39
<i>Bolts; hooks and eyes; staples of base metal, a kind suitable for building</i>	-	1,33	-	-	1,33
<i>Wire iron/non-alloy steel, steel core wire kind use for steel reinforced aluminium conductors weight &gt;=0.45% carbon</i>	-	1,25	-	-	1,25
<i>Liquid dielectric transformers, power capacity &gt;30.000 kVA</i>	-	1,15	-	-	1,15
<i>Stainless steel clamp assemblies with rubber sleeves used for hubless cast iron pipes and pipe fittings</i>	-	1,14	-	-	1,14
<i>Parts of converters, ladles, ingot moulds &amp; casting machines</i>	-	1,09	-	-	1,09
<i>Crushing or grinding machines stone electrically operated for stone</i>	-	0,89	-	-	0,89
<i>Conveyor belts or belting, of vulcanised rubber, reinforced only with textile materials</i>	-	0,84	-	-	0,84
<i>Prefabricated buildings of non-wood, fitted with mechanical or thermal equipment made of oth material</i>	-	0,79	-	-	0,79
<i>Other moulds for metal/metal carbides</i>	-	0,78	-	-	0,78
<i>Oth parts suitable use of oth moving, grading, levelling, scraping, excavating, tamping, compacting</i>	-	0,76	-	-	0,76
<i>Hollow profiles, of cast iron with external diameter exceeding 100 mm</i>	-	0,65	-	-	0,65
<i>Refractory cements</i>	-	0,64	-	-	0,64
<i>Ferro alloy molybdenum</i>	-	0,64	-	-	0,64
<i>Semi-finish product iron/non-alloy steel slabs &lt;0.25% carbon, cross-sect, measuring &lt;twice the thickness</i>	-	0,58	-	-	0,58
<i>Other guardrails of iron or steel</i>	-	0,57	-	-	0,57
<i>Hollow profiles of iron/steel, not welded with an external diagonal &gt;=12.5 mm</i>	-	0,56	-	-	0,56
<i>Other machinery for agglomerating, shaping/moulding, for forming foundry moulds of sand electrically operated</i>	-	0,49	-	-	0,49
<i>Part of suspension systems (including shock-absorbers) for vhcl of other heading</i>	-	0,47	-	-	0,47

bersambung...



Lanjutan Lampiran 2.1

Jenis Komoditas HS 8 Commodities	Pelabuhan Bongkar Unloading Ports				Jumlah/ Total
	Kolaka	Kolaka	Kolaka	Pomalaa	
(1)	(2)	(3)	(4)	(5)	(6)
Filtering cartridges of petrol filter of mach of heading 84.29 or 84.30 and motor vehicle of chapter 87	-	0,46	-	-	0,46
Transporter cranes	-	-	-	0,46	0,46
Oth electric conductor, not fitted connector, insulated with rubber, paper/plastics for not used telec, 80V<voltage <=1000V	-	0,43	-	-	0,43
Liquid dielectric transformers, 10.000 kVA<power capacity<=15.000 kVA	-	0,42	-	-	0,42
Oth refractory ceramic goods cont by weight, alumina/silica, or a mixture >50%	-	0,42	-	-	0,42
Tubes and pipes with hub, of cast iron	-	0,42	-	-	0,42
Filtering/purifying mach & aparatus for gases	-	0,41	-	-	0,41
Floor/wall tiles of fabricated asbestos (oth crocidolite)	-	0,41	-	-	0,41
Conveyor belts or belting, of vulcanised rubber, reinforced only with metal	-	0,37	-	-	0,37
Front-end shovel loaders	-	0,36	-	-	0,36
Bar&rod, hot-roll, irregularly wound coil, stainless steel	-	0,31	-	-	0,31
Grinding balls & similar articles for mills, forged/stamped, but not further worked	-	0,31	-	-	0,31
Oth than pig iron, spiegeleisen, iron or steel, granules, granules, powders & alloy steel	-	0,30	-	-	0,30
Preparat for treat of textile, leather oth mater, not cont petrol oil, not liquid	-	0,30	-	-	0,30
Single stage water pump for belt drive/direct coupling withinlet diameter > 200 mm, centrifugal type	-	0,29	-	-	0,29
Fused magnesia, dead-burned (sintered) magnesia	-	0,29	-	-	0,29
Iron/non-alloy steel not in coils, until hot-rolled, >=600mm with patterns in relief >=3 mm thicknes <4.75 mm	-	0,29	-	-	0,29
Rail for ships of iron or steel	-	0,28	-	-	0,28
Bolts and nuts, other threaded articles	-	0,27	-	-	0,27
Compressor excl for refrigerating equip, air, gas in oil drill operation, automotive AC & sealed unit for AC machine	-	0,25	-	-	0,25
Oth electric conductors, not insulated, 36 kV<voltage<=66 kV	-	0,25	-	-	0,25
Textile product & articles for technical used oth thn sub heading 5911.10 - 5911.40, oth thn gaskets and seals	-	0,22	-	-	0,22
Hubless tubes and pipes, of cast iron	-	0,21	-	-	0,21
Spouts and cups for latex collection	-	0,21	-	-	0,21
Parts suitable for oth machinery 84.28, oth than lift, skip hoist/escalators	-	0,20	-	-	0,20

bersambung...



Lanjutan Lampiran 2.1

Jenis Komoditas HS 8 Commodities	Pelabuhan Bongkar Unloading Ports				Jumlah/ Total
	Kolaka	Kolaka	Kolaka	Pomalaa	
(1)	(2)	(3)	(4)	(5)	(6)
Gantry cranes	-	0,20	-	-	0,20
Casting machines	-	0,19	-	-	0,19
Flat-rolled product stainless steel,width>=600mm,unfurtherwork than hot-rolled not in coils,3mm>=thickness<4.75mm	-	0,19	-	-	0,19
Control panel use in distributed controlsystem;voltage<1000V	-	0,19	-	-	0,19
Other gate valves and butterfly valves of cast iron	-	0,18	-	-	0,18
Pipe used to make sheath pipe(heater pipe) for heat elemnt of elect flat iron/rice cookers, with an extrn diamtr<12 mm	-	0,18	-	-	0,18
Other clutches and parts thereof	-	0,18	-	-	0,18
Gears and gearing for vehicles of chapter 87	-	0,17	-	-	0,17
Oth board for electrical control for voltage< 1000 volt	-	0,17	-	-	0,17
Electric furnaces or ovens for the mnfcrof printed circuit board/assembles	-	0,17	-	-	0,17
Special purpose motor vhcl, not design for person & goodcrane lorries	-	0,17	-	-	0,17
Motor vhcl for transport of goods, diesel, g.v.w > 45 tdumpers, not CKD	-	0,16	-	-	0,16
Pegas, colth (including endless bands) grill and netting of copper wire	-	0,16	-	-	0,16
Other brake drums, brake discs or brake pipes for vehicles of heading 8702 or 8704	-	0,16	-	-	0,16
Flexible tubing of base metal, with or without fittings of iron or steel	-	0,16	-	-	0,16
Other steering wheels with airbag assemblies	-	0,15	-	-	0,15
Hydraulic power engine&motor with linear acting (cylinder)	-	0,15	-	-	0,15
Cables of aluminium,not electrically insulated,with steel core, a diameter> 28.28 mm	-	0,15	-	-	0,15
Bulldozers and angledozers, track laying	-	0,15	-	-	0,15
Parts suitable for machinery 84.28,oth than lift,skip hoist/escalators, of goods of subhead 8428.90	-	0,15	-	-	0,15
Lifting/handling/loading/unloading mach oth than escalator,lift,conveyor,teleferic,auto mach of PCB,mine wagon pusher	-	0,15	-	-	0,15
Part of filtering/purifying mach&aparatus for liquid/gas of8421.21.19-90,8421.29.10,8421.29.30-40,8421.29.90,8421.39.20	-	0,14	-	-	0,14
Other cam shafts and crank shafts for engines of vehicles	-	0,14	-	-	0,14
Aluminium tube or pipe fittings (for example, couplings, elbows, sleeves)	-	0,14	-	-	0,14
Others	3,01	987,73	4,00	5,16	16,18
<b>Jumlah/Total</b>	<b>4,55</b>	<b>3.865,19</b>	<b>848,01</b>	<b>9,48</b>	<b>4.727,23</b>





**Lampiran** 2.2  
**Appendix**

**Nilai Impor Provinsi Sulawesi Tenggara menurut Komoditi (juta US\$), 2023**

*Value of Imports in Sulawesi Tenggara Province by Commodities (million US\$), 2023*

Jenis Komoditas HS 8 Commodities	Pelabuhan Bongkar Unloading Ports				Jumlah/ Total
	Kolakai	Kendari	Baubau	Pomalaa	
(1)	(2)	(3)	(4)	(5)	(6)
Motor spirit of RON 90 & above but below RON 97 unblended	–	–	673,75	–	673,75
Coal, whether or not pulverised, but not agglomerated, anthracite	–	246,84	–	–	246,84
Coal, whether or not pulverised, but not agglomerated, bituminous coal, coking coal	–	206,61	–	–	206,61
Ferro alloy, chromium weight >4% carbon	–	156,53	–	–	156,53
Coke & semicoke of coal	–	106,56	–	–	106,56
Natural magnesium carbonate (magnesite)	–	34,32	–	–	34,32
Other than refractory cements	–	32,77	–	–	32,77
Ferro-alloys, silicon weight >55% silicon	–	25,89	–	–	25,89
Carbonaceous pastes for electrodes & similar pastes for furnace linings	–	22,13	–	–	22,13
Goods of siliceous cont by weight, singly/together Mg,Ca,Cr>50%	–	21,13	–	–	21,13
Ferro-silico-manganese	–	19,64	–	–	19,64
Ferro alloy molybdenum	–	19,51	–	–	19,51
Oth furnaces/oven function by induction or dielectric loss	4,81	–	–	8,68	13,49
Prefabricated buildings of non-wood, fitted with mechanical or thermal equipment of iron or steel	–	13,37	–	–	13,37
Nickel ores & concentrates.	–	12,83	–	–	12,83
Petroleum bitumen	–	11,34	–	–	11,34
Dryer, oth than for agricultural product, wood, paper pulp, paper/paperboard, electrically operated	4,39	0,11	–	6,52	11,02
Machinery shovels with a 360° revolving superstructure	–	8,96	–	–	8,96
Coal, whether or not pulverised, but not agglomerated, other coal	–	8,88	–	–	8,88
Motor vhcl for transport of good, diesel, 24 t < g.v.w <= 45 t dumpers, not CKD	–	8,11	–	–	8,11
Continuous-action elevator & conveyor, belt type, other than used for agriculture	–	7,34	–	–	7,34
Part suitable for mach 84.28, excl lift, skip hoist/escalator, of subhead 842 8.20.10/8428.32.10/8428.33.10/8428.39.10	–	6,83	–	–	6,83
Machines for the extraction/preparation of animal/ fixed vegetable fats or oils, electrically operated	–	–	–	6,39	6,39
Liquid dielectric transformers, power capacity >30.000 kVA	–	5,65	–	–	5,65
Fluorspar containing by weight 97 % or less of calcium fluoride	–	5,14	–	–	5,14

bersambung...



Lanjutan Lampiran 2.2

Jenis Komoditas HS 8 Commodities	Pelabuhan Bongkar Unloading Ports				Jumlah/ Total
	Kolakai	Kendari	Baubau	Pomalaa	
(1)	(2)	(3)	(4)	(5)	(6)
Dolomite ramming mix	-	5,10	-	-	5,10
Hood ventilation not fitted with filter, for industrial use in horizontal side > 120 cm	1,81	0,00	-	2,96	4,77
Machinery, plant & equipment, oth than for making hot drink/cooking/heating food, electrically operated	-	4,57	-	-	4,57
Prefabricated structural components for building or civil engineering	-	4,53	-	-	4,53
Liquid dielectric transformers, 10.000 kVA < power capacity <= 15.000 kVA	-	4,19	-	-	4,19
Oth parts suitable use of oth moving, grading, levelling, scraping, excavating, tamping, compacting	-	4,09	-	-	4,09
Other industrial/lab. elec. furnaces and ovens incl. by induction or dielect. loss	-	3,59	-	-	3,59
Conveyor belts or belting, of vulcanised rubber, reinforced only with textile materials	-	3,53	-	-	3,53
Parts of converters, ladles, ingot moulds & casting machines	-	3,24	-	-	3,24
Control panel use in distributed control system; voltage < 1000V	-	3,09	-	-	3,09
Stainless steel clamp assemblies with rubber sleeves used for hubless cast iron pipes and pipe fittings	-	3,06	-	-	3,06
Semi-milled/ wholly milled rice, whether or not polished or glazed, oth than glutinous rice, Hom Mali rice, parboiled rice	-	2,91	-	-	2,91
Goods of siliceous cont by weight, singly/together alumina, silica, or mixture > 50%	-	2,79	-	-	2,79
Furnace & oven for the roasting, melting or other heat-treatment of ores, pyrites/metals	-	2,75	-	-	2,75
Transporter cranes	-	-	-	2,59	2,59
Wire iron/non-alloy steel, steel core wire kind use for steel reinforced aluminium conductors weight >= 0.45% carbon	-	2,54	-	-	2,54
Oth electric conductor, not fitted connector, insulated with rubber, paper/plastics for not used telec, 80V < volt <= 1000V	-	2,35	-	-	2,35
Part of suspension systems (including shock-absorbers) for vhcl of other heading	-	2,32	-	-	2,32
Oth board for electrical control for voltage < 1000 volt	-	2,16	-	-	2,16
Compressor excl for refrigerating equip, air, gas in oil drill operation, automotive AC & sealed unit for AC machine	-	1,84	-	-	1,84
Filtering cartridges of petrol filter of mach of heading 84.29 or 84.30 and motor vehicle of chapter 87	-	1,81	-	-	1,81
Single stage water pump for belt drive/direct coupling with inlet diameter > 200 mm, centrifugal type	-	1,68	-	-	1,68
Textile product & articles for technical used oth thn sub heading 5911.10 - 5911.40, oth thn gaskets and seals	-	1,51	-	-	1,51
Bolts and nuts, other threaded articles	-	1,49	-	-	1,49
Other machinery for agglomerating, shaping/moulding, for forming foundry moulds of sand electrically operated	-	1,45	-	-	1,45

bersambung...



## Lanjutan Lampiran 2.2

Jenis Komoditas HS 8 Commodities	Pelabuhan Bongkar Unloading Ports				Jumlah/ Total
	Kolakai	Kendari	Baubau	Pomalaa	
(1)	(2)	(3)	(4)	(5)	(6)
Bolts; hooks and eyes; staples of base metal, a kind suitable for building	-	1,44	-	-	1,44
Other electric conductors, not insulated, 36 kV < voltage <= 66 kV	-	1,42	-	-	1,42
Crushing or grinding machines stone electrically operated for stone	-	1,40	-	-	1,40
Gears and gearing for vehicles of chapter 87	-	1,34	-	-	1,34
Other gate valves and butterfly valves of cast iron	-	1,34	-	-	1,34
Compressors used for automotive air conditioners	-	1,24	-	-	1,24
Prefabricated buildings of non-wood, fitted with mechanical or thermal equipment made of other material	-	1,19	-	-	1,19
Electric furnaces or ovens for the manufacture of printed circuit board/assemblies	-	1,16	-	-	1,16
Other clutches and parts thereof	-	1,11	-	-	1,11
Filtering/purifying machine & apparatus for gases	-	1,10	-	-	1,10
Unroasted iron pyrites	-	1,09	-	-	1,09
Cables of aluminium, not electrically insulated, with steel core, a diameter > 28.28 mm	-	1,08	-	-	1,08
Hydraulic power engine & motor with linear acting (cylinder)	-	1,06	-	-	1,06
Other brake drums, brake discs or brake pipes for vehicles of heading 8702 or 8704	-	1,03	-	-	1,03
Other moulds for metal/metal carbides	-	1,00	-	-	1,00
Other refractory ceramic goods counted by weight, alumina/silica, or a mixture > 50%	-	0,95	-	-	0,95
Conveyor belts or belting, of vulcanised rubber, reinforced only with metal	-	0,93	-	-	0,93
Other bushing, tap changer assembly and switches starting for electricity	-	0,90	-	-	0,90
Other steering wheels with airbag assemblies	-	0,83	-	-	0,83
Front-end shovel loaders	-	0,82	-	-	0,82
Part of filtering/purifying machine & apparatus for liquid/gas of 8421.21.19-90, 8421.29.10, 8421.29.30-40, 8421.29.90, 8421.39.20	-	0,78	-	-	0,78
Other rotary positive displacement pumps (ex. water pump) with flow rate > 13,000 m <sup>3</sup> /h	-	0,77	-	-	0,77
Mixing, kneading, crushing, grinding, screening, sifting, homogenising, emulsifying stirring machines, electrically operated	-	0,74	-	-	0,74
Other guardrails of iron or steel	-	0,70	-	-	0,70
Rail for ships of iron or steel	-	0,70	-	-	0,70

bersambung...



Lanjutan Lampiran 2.2

Jenis Komoditas HS 8 Commodities	Pelabuhan Bongkar Unloading Ports				Jumlah/ Total
	Kolakai	Kendari	Baubau	Pomalaa	
(1)	(2)	(3)	(4)	(5)	(6)
Thermometers&pyrometers,elect operated,temperature gauges for motor vehicles	-	0,66	-	-	0,66
Bulldozers and angledozers, track laying	-	0,65	-	-	0,65
Part of engine of heading 84.07 or 84.08, other than carburettor, piston & cylinder	-	0,65	-	-	0,65
Oth electric conductor, not fitted connector,insulated with material for used telecommunication, 80V< voltage <=1kV	-	0,63	-	-	0,63
Hollow profiles, of cast iron with external diameter exceeding 100 mm	-	0,63	-	-	0,63
Flexible tubing of base metal, with or without fittings of iron or steel	-	0,63	-	-	0,63
Wadding of textile materials and articles thereof ,of manmade fibres,oth thn wrapped cigarette tow	-	0,62	-	-	0,62
Other sluice/gate valves for oleohydraulic or pneumatic	-	0,62	-	-	0,62
Other parts	-	0,61	-	-	0,61
Pegas, colth (including endless bands) grill and netting of copper wire	-	0,60	-	-	0,60
Other cam shafts and crank shafts for engines of vehicles	-	0,60	-	-	0,60
Oth motor AC multi-phase of an output > 75 kW	-	0,60	-	-	0,60
Switchboard & control panels: use for other purposes	-	0,59	-	-	0,59
Hub-caps for other vehicles of heading 8702 or 8704	-	0,58	-	-	0,58
Oth instruments,appliances and machines,other cable tester	-	0,58	-	-	0,58
Machines evaporative air coolers	-	0,57	-	-	0,57
Static converters other than UPS,battery chargers,invertersrectifiers	-	0,57	-	-	0,57
Petrol filters for internal combustion engine other than ofmach of heading 84.29/84.30 and motor vehicle of Chapter 87	-	0,57	-	-	0,57
Hydraulic power engine&motor with non-linear acting(not cylinder)	-	0,57	-	-	0,57
Other gears and gearing, transmission elements presented separately including torque converters :	-	0,55	-	-	0,55
Part of fuel/lubricating/cooling medium pump,concrete pump,reciprocating/rotary positive displacement water pump	-	0,54	-	-	0,54
Gantry cranes	-	0,53	-	-	0,53
Inverters	-	0,53	-	-	0,53
Pneumatic elevator & conveyer used oth than for agriculture	-	0,53	-	-	0,53
Others	0,00	47,37	0,00	0,95	48,32
<b>Jumlah / Total</b>	<b>11,01</b>	<b>1.134,80</b>	<b>673,75</b>	<b>28,10</b>	<b>1.847,66</b>



**Lampiran** 2.3  
**Appendix**

**Bobot Impor Provinsi Sulawesi Tenggara, menurut 5 Kelompok Barang Utama per Bulan (juta Kg), 2023**

*Weight of Imports in Sulawesi Tenggara Province by 5 Major Commodity Exports Monthly (million Kgs), 2023*

Bulan Month	Kode Komoditi (HS 2) Commodities					Lainnya/ Others	Jumlah/ Total
	27	25	26	72	38		
(1)	(2)	(3)	(4)	(5)	(6)	(7)	(8)
Januari/January	442,22	174,36	–	22,09	4,99	9,56	653,22
Februari/February	256,89	0,00	–	19,67	8,80	7,63	292,99
Maret/March	305,57	169,56	–	40,42	7,86	31,66	555,07
April/April	178,45	53,93	–	0,00	12,15	15,16	259,69
Mei/May	259,96	109,41	–	0,00	10,68	12,85	392,90
Juni/June	171,65	50,18	–	0,70	6,18	4,96	233,68
Juli/July	288,01	58,93	0,05	0,69	7,20	10,45	365,34
Agustus/August	309,94	164,38	–	0,38	4,57	3,39	482,67
September/September	84,23	–	55,00	0,44	6,92	13,01	159,60
Oktober/October	227,43	106,51	–	–	1,79	8,36	344,08
Nopember/November	312,62	28,66	107,95	41,04	1,23	6,40	497,89
Desember/December	233,45	87,00	104,60	45,99	4,32	14,75	490,11
<b>Jumlah/Total</b>	<b>3.070,41</b>	<b>1.002,92</b>	<b>267,60</b>	<b>171,43</b>	<b>76,70</b>	<b>138,17</b>	<b>4.727,23</b>

**Catatan/Annotations:**

*Bahan bakar mineral (27) / Mineral fuels, mineral oils and products of their distillation (27)*

*Garam, belerang, tanah dan batu, bahan pelster, kapur, dan semen (25) / Salts; sulphur; earths and stone; plastering materials, lime and cement (25)*

*Bijih logam, terak, dan abu (26) / Ores, slag, and ash (26)*

*Besi dan baja (72) / Iron and steel (72)*

*Aneka produk kimia (38) / Miscellaneous chemical products (38)*

Lampiran  
Appendix 2.4

## Nilai Impor Provinsi Sulawesi Tenggara, menurut 5 Kelompok Barang Utama per Bulan (juta US\$), 2023

Value of Imports in Sulawesi Tenggara Province by 5 Major Commodity Exports Monthly (million US\$), 2023

Bulan Month	Kode Komoditi (HS 2) Commodities					Lainnya/ Others	Jumlah/ Total
	27	72	84	38	85		
(1)	(2)	(3)	(4)	(5)	(6)	(7)	(8)
Januari/January	185,14	36,71	6,11	3,81	0,58	16,90	249,26
Februari/February	98,59	22,10	11,35	6,48	6,44	7,28	152,24
Maret/March	148,47	60,11	9,45	5,08	7,07	25,18	255,36
April/April	98,57	0,00	5,44	9,56	3,62	12,83	130,02
Mei/May	105,61	0,01	10,80	9,44	6,50	18,69	151,05
Juni/June	74,05	0,55	2,53	4,62	0,34	7,49	89,58
Juli/July	93,07	0,46	8,95	3,80	5,20	12,76	124,23
Agustus/August	105,37	0,50	5,03	3,17	1,58	13,38	129,03
September/September	50,00	0,26	19,50	4,46	5,50	8,21	87,94
Oktober/October	98,14	–	12,47	1,26	7,06	6,80	125,74
Nopember/November	101,34	46,67	8,04	0,82	4,20	8,63	169,70
Desember/December	95,71	58,61	6,47	2,87	0,93	18,92	183,51
<b>Jumlah/Total</b>	<b>1.254,06</b>	<b>225,99</b>	<b>106,14</b>	<b>55,36</b>	<b>49,03</b>	<b>157,08</b>	<b>1.847,66</b>

## Catatan/Annotations:

Bahan bakar mineral (27) / Mineral fuels, mineral oils and products of their distillation (27)

Besi dan baja (72) / Iron and steel (72)

Mesin dan Pesawat Mekanik (84) / Nuclear reactors, boilers, machinery and mechanical appliances; parts thereof (84)

Aneka produk kimia (38) / Miscellaneous chemical products (38)

Mesin dan peralatan listrik serta bagiannya (85) / Electrical machinery and equipments (85)



**Lampiran** 2.5  
**Appendix**

**Bobot Impor Provinsi Sulawesi Tenggara, menurut Negara Asal Utama(juta Kg), 2023**

*Imports Weight in Sulawesi Tenggara Province by Origin Countries (million Kgs), 2023*

Bulan Month	Negara Asal Impor Origin Countries						Jumlah/ Total
	Tiongkok/ China	Australia/ Australia	Singapura/ Singapore	Philipina/ Philippines	Malaysia/ Malaysia	Lainnya/ Others	
(1)	(2)	(3)	(4)	(5)	(6)	(7)	(8)
Januari/January	518,18	58,61	67,94	–	–	8,50	653,22
Februari/February	157,39	64,62	45,93	–	5,53	19,51	292,99
Maret/March	390,09	62,16	47,23	–	25,60	30,00	555,07
April/April	188,50	–	71,19	–	–	0,00	259,69
Mei/May	184,05	120,41	53,37	–	35,07	0,00	392,90
Juni/June	177,98	–	33,17	–	22,53	0,00	233,68
Juli/July	110,27	175,27	33,68	0,05	46,06	0,00	365,34
Agustus/August	280,47	118,93	60,07	–	23,19	0,00	482,67
September/September	51,67	–	41,80	55,00	11,13	0,00	159,60
Oktober/October	235,91	–	78,09	–	0,01	30,07	344,08
Nopember/November	162,60	123,06	20,74	107,95	50,06	33,46	497,89
Desember/December	139,06	61,78	67,69	104,60	24,53	92,45	490,11
Jumlah/Total	2.596,18	784,84	620,91	267,60	243,71	213,99	4.727,23

Lampiran  
Appendix 2.6

## Nilai Impor Provinsi Sulawesi Tenggara, menurut Negara Asal Utama per Bulan (juta US\$), 2023

Imports Value in Sulawesi Tenggara Province by Major Origin Countries Monthly (million US\$), 2023

Bulan Month	Negara Asal Impor Origin Countries						Jumlah/ Total
	Tiongkok/ China	Singapura/ Singapore	Malaysia/ Malaysia	Australia/ Australia	Afrika Selatan/ South Africa	Lainnya/ Others	
(1)	(2)	(3)	(4)	(5)	(6)	(7)	(8)
Januari/January	163,86	51,48	–	24,89	9,03	0,00	249,26
Februari/February	78,13	36,19	4,54	12,64	20,74	0,00	152,24
Maret/March	131,84	39,17	20,62	31,35	32,37	0,00	255,36
April/April	69,06	60,96	–	–	–	0,00	130,02
Mei/May	64,15	39,74	25,40	21,75	–	0,00	151,05
Juni/June	48,51	24,82	16,25	–	–	0,00	89,58
Juli/July	38,17	25,65	34,95	23,65	–	1,81	124,23
Agustus/August	47,43	48,20	18,00	15,40	–	0,00	129,03
September/September	35,41	35,63	14,81	–	–	2,08	87,94
Oktober/October	50,31	65,70	0,11	–	–	9,62	125,74
Nopember/November	57,06	16,32	40,16	14,89	35,07	6,20	169,70
Desember/December	41,17	51,55	18,78	7,65	47,22	17,14	183,51
Jumlah/Total	825,12	495,43	193,62	152,22	144,42	36,84	1.847,66





**Lampiran** 2.7  
**Appendix**

**Bobot Impor 5 Komoditi Utama Provinsi Sulawesi Tenggara, menurut Negara Asal (juta Kg), 2023**

*Imports Weight Of 5 Major Commodity in Sulawesi Tenggara Province by Origin Countries (million Kgs), 2023*

Negara Asal Impor Origin Countries	Kode Komoditi (HS 2)/Commodities						Lainnya/ Others	Jumlah/ Total
	27	25	26	72	38			
(1)	(2)	(3)	(4)	(5)	(6)	(7)	(8)	
Tiongkok / China	1.343,04	1.002,92	-	41,98	76,70	131,53	2.596,18	
Australia / Australia	784,84	-	-	-	-	0,00	784,84	
Singapura / Singapore	620,91	-	-	-	-	0,00	620,91	
Philipina / Philippines	-	-	267,60	-	-	0,00	267,60	
Malaysia / Malaysia	241,80	-	-	-	-	1,91	243,71	
Afrika Selatan / South Africa	-	-	-	129,44	-	0,00	129,44	
Fed Russia / Fed Russia	74,32	-	-	-	-	0,00	74,32	
Korea Selatan / South Korea	5,50	-	-	-	-	0,00	5,50	
Thailand / Thailand	-	-	-	-	-	4,65	4,65	
Turki / Turkey	-	-	-	-	-	0,06	0,06	
<b>Jumlah/Total</b>	<b>3.070,41</b>	<b>1.002,92</b>	<b>267,60</b>	<b>171,43</b>	<b>76,70</b>	<b>138,17</b>	<b>4.727,23</b>	

**Catatan/Annotations:**

*Bahan bakar mineral (27) / Mineral fuels, mineral oils and products of their distillation (27)*

*Garam, belerang, tanah dan batu, bahan pelster, kapur, dan semen (25) /Salts; sulphur; earths and stone; plastering materials, lime and cement (25)*

*Bijih logam, terak, dan abu (26) / Ores, slag, and ash (26)*

*Besi dan baja (72) / Iron and steel (72)*

*Aneka produk kimia (38) / Miscellaneous chemical products (38)*

Lampiran  
Appendix 2.8

## Nilai Impor 5 Komoditi Utama Provinsi Sulawesi Tenggara, menurut Negara Asal (juta Kg), 2023

Imports Value Of 5 Major Commodity in Sulawesi Tenggara Province by Origin Countries (million Kgs), 2023

Negara Asal Impor Origin Countries	Kode Komoditi (HS 2)/Commodities						Lainnya/ Others	Jumlah/ Total
	27	72	84	38	85			
(1)	(2)	(3)	(4)	(5)	(6)	(7)	(8)	
Tiongkok / China	403,24	81,57	94,70	55,36	48,93	141,33	825,12	
Singapura / Singapore	495,43	-	-	-	-	0,00	495,43	
Malaysia / Malaysia	186,66	-	6,85	-	0,11	0,00	193,62	
Australia / Australia	152,22	-	-	-	-	0,00	152,22	
Afrika Selatan / South Africa	-	144,42	-	-	-	0,00	144,42	
Fed Russia / Fed Russia	13,50	-	-	-	-	0,00	13,50	
Philipina / Philippines	-	-	-	-	-	12,83	12,83	
Korea Selatan / South Korea	3,01	-	-	-	-	0,00	3,01	
Thailand / Thailand	-	-	-	-	-	2,91	2,91	
Turki / Turkey	-	-	2,39	-	-	0,00	2,39	
<b>Jumlah/Total</b>	<b>1.254,06</b>	<b>225,99</b>	<b>106,14</b>	<b>55,36</b>	<b>49,03</b>	<b>157,08</b>	<b>1.847,66</b>	

## Catatan/Annotations:

Bahan bakar mineral (27) / Mineral fuels, mineral oils and products of their distillation (27)

Besi dan baja (72) / Iron and steel (72)

Mesin dan Pesawat Mekanik (84) / Nuclear reactors, boilers, machinery and mechanical appliances; parts thereof (84)

Aneka produk kimia (38) / Miscellaneous chemical products (38)

Mesin dan peralatan listrik serta bagiannya (85) /Electrical machinery and equipments (85)



**Lampiran** 2.9  
**Appendix**

**Bobot Impor Provinsi Sulawesi Tenggara menurut Pelabuhan Bongkar per Bulan (juta Kg), 2023**

*Weight of Imports in Sulawesi Tenggara Province by Unloading Ports Monthly (million Kgs), 2023*

Bulan Month	Pelabuhan Bongkar Unloading Ports				Jumlah/ Total
	Kolaka	Kendari	Baubau	Pomalaa	
(1)	(2)	(3)	(4)	(5)	(6)
Januari/January	–	587,28	65,94	–	653,22
Februari/February	–	243,53	49,46	–	292,99
Maret/March	–	484,24	70,83	–	555,07
April/April	–	188,50	71,19	–	259,69
Mei/May	–	305,46	87,44	–	392,90
Juni/June	–	177,98	55,70	–	233,68
Juli/July	–	285,08	79,74	0,52	365,34
Agustus/August	–	401,66	81,01	–	482,67
September/September	–	104,43	49,03	6,14	159,60
Oktober/October	4,55	263,44	76,09	–	344,08
Nopember/November	–	424,26	70,81	2,82	497,89
Desember/December	–	399,34	90,77	–	490,11
<b>Jumlah/Total</b>	<b>4,55</b>	<b>3.865,19</b>	<b>848,01</b>	<b>9,48</b>	<b>4.727,23</b>

Lampiran  
Appendix

2.10

## Nilai Impor Provinsi Sulawesi Tenggara menurut Pelabuhan Bongkar per Bulan (juta US\$), 2023

Value of Imports in Sulawesi Tenggara Province by Unloading Ports Monthly (million US\$), 2023

Bulan Month	Pelabuhan Bongkar Unloading Ports				Jumlah/ Total
	Kolaka	Kendar	Baubau	Pomalaa	
(1)	(2)	(3)	(4)	(5)	
Januari/January	–	199,06	50,20	–	249,26
Februari/February	–	112,74	39,50	–	152,24
Maret/March	–	196,78	58,58	–	255,36
April/April	–	69,06	60,96	–	130,02
Mei/May	–	86,46	64,58	–	151,05
Juni/June	–	48,51	41,07	–	89,58
Juli/July	–	62,29	60,60	1,34	124,23
Agustus/August	–	63,94	65,10	–	129,03
September/September	–	28,57	42,53	16,84	87,94
Oktober/October	11,01	50,15	64,58	–	125,74
Nopember/November	–	103,29	56,48	9,92	169,70
Desember/December	–	113,94	69,57	–	183,51
Jumlah/Total	11,01	1.134,80	673,75	28,10	1.847,66



**ST 2023**  
SENSUS PERTANIAN

**BerAKHLAK**  
Berorientasi Pelayanan, Akuntabel, Kompeten,  
Ramah, dan Berkeadilan

**#bangga  
melayani  
bangsa**

# DATA

## MENCERDASKAN BANGSA

— *Enlighten The Nation* —



**BADAN PUSAT STATISTIK  
PROVINSI SULAWESI TENGGARA**  
*BPS-Statistics Sulawesi Tenggara Province*

Jl. Boulevard No. 1 Kendari, Sulawesi Tenggara  
Telp. 0401-3135363; Fax. 0401-3122355,  
E-Mail: bps7400@bps.go.id; Website: <http://sultra.bps.go.id>

ISSN 2614-0675



9 772614 067502