

Buletin Statistik Perdagangan Luar Negeri
Foreign Trade Statistical Bulletin

EKSPOR /EXPORTS

ISSN : 0216-5775

No. Publikasi / *Publication Number* : 06110.

Katalog BPS / *BPS Catalogue*: 8202002

Ukuran Buku / *Book Size* : 21 Cm X 29 Cm

Jumlah Halaman / *Total Pages* : 144 Halaman / *Pages*

Naskah / *Manuscript* :

Bagian Statistik Ekspor

Export Statistics Division

Gambar Kulit / *Cover Design* :

Bagian Statistik Ekspor

Export Statistics Division

Diterbitkan oleh / *Published by* :

Badan Pusat Statistik, Jakarta - Indonesia

CBS, Indonesia

Dicetak oleh / *Printed by* :

CV Marshadito Intan Prima

Boleh dikutip dengan menyebut sumbernya

May be cited with reference to the source

<https://www.bps.go.id>

KATA PENGANTAR

Buletin Statistik Perdagangan Luar Negeri Ekspor yang diterbitkan secara bulanan memuat data ekspor menurut sektor, Perkembangan ekspor komoditi pertanian, Perkembangan ekspor komoditi industri, Perkembangan ekspor komoditi pertambangan dan Perkembangan ekspor Indonesia menurut komoditi dan negara tujuan secara kumulatif dari Januari sampai bulan berjalan.

Buletin ini juga menyajikan ulasan singkat tentang perbandingan, pertumbuhan dan peranan serta data pokok yang cukup menonjol atau yang mengalami perubahan yang signifikan. Diharapkan dengan adanya informasi semacam ini, para pengguna data ekspor dapat melihat dan mengikuti perkembangan ekspor secara garis besar.

Kepada para pengguna data, saran dan kritik yang bersifat konstruktif demi penyempurnaan publikasi ini, sangat diharapkan. Dengan demikian usaha BPS untuk meningkatkan pelayanan dan pemasyarakatan statistik (khususnya data Statistik Ekspor) dapat dilaksanakan secara baik dan berkesinambungan.

Jakarta, Oktober 2009

BADAN PUSAT STATISTIK

KEPALA,

DR. Rusman Heriawan

NIP. 340003999

ISI / CONTENT

Halaman / Page

Kata Pengantar / <i>Preface</i>	iii
Isi / <i>Content</i>	iv
Ringkasan / <i>Highlight</i>	v - xiv

Jilid / Volume

Tabel 1. Ringkasan Perkembangan Ekspor Indonesia	1
Tabel 2. Perkembangan Ekspor Komoditi Pertanian	1
Tabel 3. Perkembangan Ekspor Komoditi Industri	2
Tabel 4. Perkembangan Ekspor Komoditi Pertambangan	4
Tabel 5. Perkembangan Ekspor Indonesia Menurut Komoditi dan Negara Tujuan	5


RINGKASAN

Ekspor Indonesia pada periode Januari - Juli 2009 mencapai nilai US\$ 55 757,5 juta dengan volume 183 572,0 ribu ton, yang terdiri dari US\$ 8 663,2 juta hasil ekspor minyak dan gas bumi dan US\$ 51 094,3 juta hasil ekspor komoditi non migas.

Dibandingkan periode yang sama tahun 2008, nilai ekspor turun US\$ 23 166,7 juta, karena adanya penurunan ekspor non migas senilai US\$ 12 853,6 juta, dan dari kelompok migas juga mengalami penurunan sebesar US\$ 10 313,2 juta atau

turun 54,35 persen dibanding periode yang sama tahun sebelumnya. Dengan demikian, diperlihatkan bahwa penerimaan dari sektor migas masih bisa diharapkan, karena perkembangan harga di pasaran internasional menunjukkan perkembangan yang fluktuatif. Bulan Juli 2009 harga minyak mentah Indonesia US\$ 64,85 per barelnya, turun sebesar US\$ 70,11 per barel dibandingkan bulan Juli 2008.

Grafik 1 : PERBANDINGAN NILAI EKSPOR INDONESIA PADA JANUARI-JULI 2008 & 2009

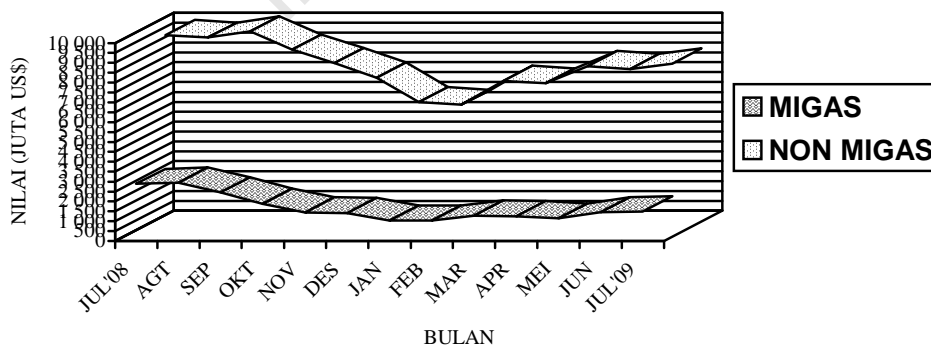


Pada Grafik 1 ditampilkan perbandingan nilai ekspor selama Periode Januari - Juli 2008 dan 2009. Sedangkan trend perkembangannya dari bulan Juli 2008 sampai dengan Juli 2009 disajikan pada Grafik 2, 3, dan 4. Nilai ekspor kelompok migas pada Januari - Juli 2008 senilai US\$ 18 976,4 juta yang terdiri dari minyak mentah, hasil minyak dan gas masing-masing senilai US\$ 8 696,4 juta, US\$ 2 158,3 juta, dan US\$ 8 121,6 juta. Sedangkan pada Januari - Juli 2009 nilai

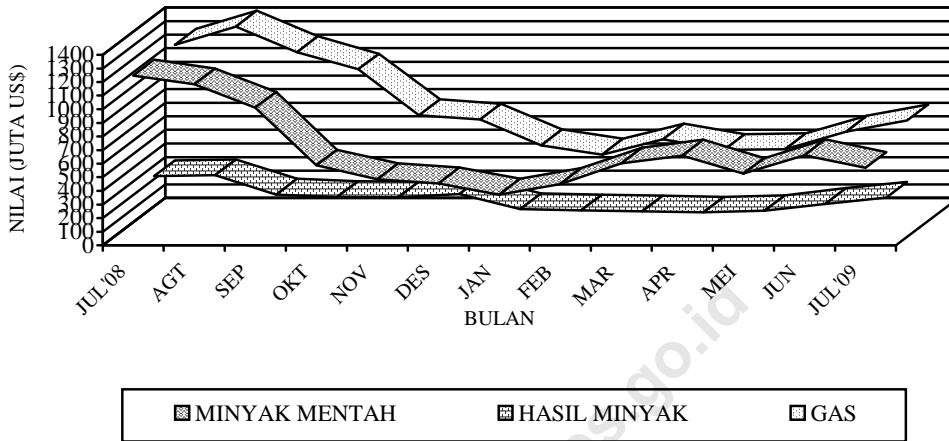
untuk kelompok migas masing-masing sebesar US\$ 3 841,1 juta, US\$ 1 105,4 juta dan US\$ 3 716,8 juta.

Nilai ekspor untuk kelompok non migas yang terdiri dari hasil pertanian, industri serta hasil tambang dan lainnya pada bulan Januari - Juli 2008 masing-masing US\$ 2 649,4 juta, US\$ 53 183,4 juta, dan US\$ 8 115,0 juta. Sementara itu pada periode Januari - Juli 2009 masing-masing mencapai US\$ 2 331,1 juta, US\$ 39 010,1 juta, dan US\$ 9 753,1 juta.

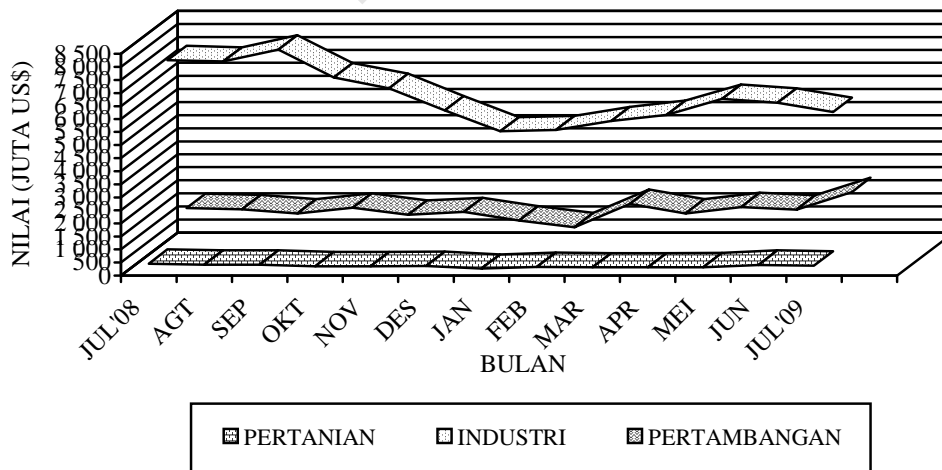
Grafik 2 : PERKEMBANGAN NILAI EKSPOR MIGAS DAN NON MIGAS SELAMA JULI 2008 SAMPAI DENGAN JULI 2009



**Grafik 3 : PERKEMBANGAN NILAI EKSPOR KOMODITI MIGAS
SELAMA JULI 2008 SAMPAI DENGAN JULI 2009**



**Grafik 4 : PERKEMBANGAN NILAI EKSPOR KOMODITI NON MIGAS
SELAMA JULI 2008 SAMPAI DENGAN JULI 2009**



**Tabel A. RINGKASAN EKSPOR NON MIGAS INDONESIA
(JUTA US\$)**

Tahun dan Bulan	Hasil sektor pertanian	Hasil sektor industri	Hasil sektor tambang	Total
[1]	[2]	[3]	[4]	[6]
2007				
Juni	309,1	6 526,6	894,6	7 730,4
Juli	368,1	6 655,7	1 189,6	8 213,3
Agustus	336,4	6 516,0	887,9	7 740,3
September	344,9	6 202,8	889,8	7 437,5
Oktober	285,3	7 030,7	1 003,0	8 318,9
November	371,5	6 504,8	860,7	7 737,0
Desember	372,5	7 205,7	846,7	8 425,0
2008				
Januari	318,8	7 609,5	1 019,5	8 947,7
Februari	306,5	6 930,2	927,6	8 164,5
Maret	334,0	7 870,6	1 037,1	9 241,7
April	376,5	6 861,3	1 202,8	8 440,5
Mei	404,2	8 041,7	1 238,9	9 684,7
Juni	459,2	8 162,3	1 201,9	9 823,5
Juli	450,2	7 707,8	1 487,2	9 645,3
Agustus	417,3	7 647,9	1 445,3	9 510,5
September	423,0	8 118,6	1 280,1	9 821,7
Oktober	358,4	7 038,7	1 507,3	8 904,4
November	359,8	6 631,2	1 229,2	8 220,1
Desember	376,7	5 773,7	1 339,2	7 489,6
2009				
Januari	261,6	4 977,6	1 015,3	6 254,6
Februari	339,5	5 022,4	748,0	6 109,8
Maret	307,8	5 373,4	1 651,9	7 333,2
April	307,7	5 614,4	1 278,0	7 200,0
Mei	322,3	6 220,5	1 529,2	8 072,1
Juni	413,2	6 081,5	1 434,7	7 929,3
Juli	379,0	5 720,3	2 096,0	8 195,3

Dipandang dari negara tujuan ekspor (Tabel B), pada bulan Juli 2009 kelompok migas yang ditujukan ke kawasan Asia Timur dan Asia Selatan & Tenggara masing-masing sebesar US\$ 1 128,0 juta dan sebesar US\$ 161,8 juta memperlihatkan penurunan dibanding tahun 2008. Negara yang memperlihatkan penurunan ekspor kelompok migas adalah Jepang dengan persentase penurunan sebesar 46,61 persen, Cina dengan persentase penurunan sebesar

62,49 persen, Singapura dengan persentase penurunan sebesar 84,02 persen, sedangkan negara yang memperlihatkan peningkatan dibanding tahun 2008 adalah Muangthai, Philipina dan Malaysia dengan persentase peningkatan sebesar 316,28 persen, 1 709,70 persen dan 996,22 persen. Dari Tabel B juga terlihat bahwa ekspor komoditi migas pada bulan Juli 2009 menunjukkan penurunan menjadi US\$ 1 488,9 juta.

Tabel B : Perkembangan Ekspor Migas & Non Migas Indonesia Menurut Negara Tujuan, Juli 2008 & Juli 2009 (Juta US\$)

Kawasan Negara Ekspor	Migas			Non Migas		
	Juli 2008	Juli 2009	Perubahan (%)	Juli 2008	Juli 2009	Perubahan (%)
• Asia Timur	2 208,7	1 128,0	-48,93	2 854,5	2 766,4	-3,09
- Jepang	1 334,2	712,3	-46,61	1 453,0	977,9	-32,70
- China	530,0	198,8	-62,49	547,0	684,5	25,14
• Asia Selatan & Tenggara	282,4	161,8	-42,70	2 986,2	2 315,0	-22,48
- Muangthai	6,4	26,5	316,28	340,2	246,5	-27,55
- Singapura	263,5	42,1	-84,02	1 112,9	605,9	-45,56
- Philipina	0,2	4,3	1709,70	187,4	249,3	33,00
- Malaysia	8,0	87,2	996,22	489,1	493,6	0,91
• Asia Barat	0,2	0,3	50,00	479,2	337,2	-29,64
• Afrika	0,0	0,0	-	246,0	201,3	-18,17
• Australia & Oseania	257,1	181,7	-29,34	307,1	165,6	-46,07
• Amerika Utara	126,3	17,0	-86,53	1 179,1	961,3	-18,47
- Amerika Serikat	126,3	17,0	-86,53	1 119,9	917,1	-18,11
• Amerika Tengah & Selatan	0,0	0,0	-	232,1	205,3	-11,55
• Eropa Barat	7,6	0,1	-98,38	1 243,0	1 130,0	-9,09
• Eropa Timur	0,1	0,0	-100,00	118,1	113,1	-4,27
Total Ekspor	2 882,3	1 488,9	-48,34	9 645,3	8 195,2	-15,03

Pada kelompok non migas nilai ekspor juga mengalami penurunan hingga mencapai US\$ 8 195,2 juta.

Pada tabel 1 disajikan ekspor menurut sektor. Disini terlihat bahwa perolehan devisa terbesar pada periode Januari - Juli 2009 berasal dari sektor industri dengan nilai US\$ 39 010,1 juta atau sekitar 65,28 persen dari total ekspor, sedangkan pada periode Januari - Juli 2008 juga berasal dari sektor industri dengan nilai US\$ 53 183,4 juta atau sekitar 64,13 persen dari total ekspor. Dibandingkan periode yang sama tahun sebelumnya, sektor industri mengalami penurunan 26,65 persen.

Pada tabel 2 disajikan perkembangan ekspor komoditi hasil pertanian, selama periode Januari - Juli 2009, komoditi andalan sektor pertanian antara lain biji coklat dengan nilai US\$ 497,7 juta (21,22 persen); kopi dengan nilai US\$ 477,0 juta (20,46 persen); udang segar/beku dengan nilai US\$ 447,8 juta (19,21 persen); ikan dan lain-lain dengan nilai US\$ 358,0 juta (15,36 persen); rempah-rempah dengan nilai US\$ 126,2 juta (5,41 persen); teh dengan nilai US\$ 81,8 juta (3,51 persen); buah-buahan dengan nilai US\$ 68,2 juta (2,93 persen); tembakau dengan nilai US\$ 63,9 juta (2,74 persen); bahan nabati lainnya dengan nilai US\$ 45,4 juta (1,95 persen);

damar dan getah damar dengan nilai US\$ 21,7 juta (0,93 persen).

Pada tabel 3 disajikan perkembangan ekspor komoditi hasil industri, selama periode Januari - Juli 2009, komoditi andalan sektor industri antara lain minyak nabati dengan nilai US\$ 5 458,3 juta (13,09 persen); tekstil dengan nilai US\$ 5 406,2 juta (13,86 persen); alat listrik, ukur, fotografi, dll dengan nilai US\$ 4 459,4 juta (11,43 persen); barang dari logam tidak mulia dengan nilai US\$ 3 408,8 juta (8,74 persen); karet alam olahan dengan nilai US\$ 2 504,5 juta (6,42 persen); kertas dan barang dari kertas dengan nilai US\$ 1 880,2 juta (4,82 persen); makanan olahan dengan nilai US\$ 1 595,2 juta (4,09 persen); kayu olahan dengan nilai US\$ 1 211,5 juta (3,11 persen); bahan kimia dengan nilai US\$ 1 020,6 juta (2,62 persen); meubel dan bagian-bagiannya dengan nilai US\$ 973,6 juta (2,50 persen).

Pada tabel 4 disajikan perkembangan ekspor komoditi hasil pertambangan, selama periode Januari - Juli 2009, komoditi andalan sektor pertambangan antara lain batu bara dengan nilai US\$ 6 752,9 juta (69,24 persen) dan biji tembaga dengan nilai US\$ 2 645,5 juta (27,12 persen). Ekspor batu bara mengalami peningkatan 23,81 persen dibanding periode yang sama tahun

sebelumnya, demikian juga biji tembaga mengalami peningkatan 38,64 persen dibanding periode yang sama tahun sebelumnya.

Perkembangan ekspor Indonesia menurut komoditi dan negara tujuan yang disajikan pada Tabel 5, memperlihatkan bahwa ekspor selama ini lebih banyak bertumpu pada 15 komoditi utama, (ringkasan disajikan pada Tabel C yang diurut menurut nilai ekspor). Lima belas komoditi tersebut pada periode Januari - Juli 2009 menyumbang sekitar 63,42 persen dari ekspor non migas.

Batu bara mempunyai nilai US\$ 6 752,9 juta, naik US\$ 1 298,6 juta dari tahun lalu, komoditi ini menyumbang sekitar 13,22 persen ekspor non migas nasional pada periode Januari - Juli 2009. Nilai ekspor barang dari minyak kelapa sawit selama periode Januari - Juli 2009 turun US\$ 2 920,7 juta menjadi US\$ 4 697,7 juta.

Pada periode Januari - Juli 2009 nilai ekspor pakaian jadi sebesar US\$ 3 425,6 juta, yang turun dibanding tahun lalu sebesar US\$ 136,1 juta atau turun sekitar 3,82 persen. Komoditi biji tembaga diekspor dengan nilai US\$ 2 645,5 juta atau 5,18 persen, alat listrik diekspor dengan nilai US\$ 2 408,0 juta atau sekitar 4,71 persen dari perolehan devisa non migas.

Selama periode Januari - Juli 2009, kertas dan barang dari kertas nilai eksportnya mencapai US\$ 1 880,2 juta, sedangkan tahun sebelumnya senilai US\$ 2 280,3 juta, atau terjadi penurunan sekitar US\$ 400,0 juta (17,54 persen). Audio visual nilai eksportnya naik US\$ 323,3 juta (21,86 persen) menjadi US\$ 1 802,3 juta.

Perolehan devisa dari pada periode Januari - Juli 2009 crumb rubber diekspor dengan nilai US\$ 1 522,9 juta atau sekitar 2,98 persen dari kelompok non migas. pada periode Januari - Juli 2009 tekstil lainnya diekspor dengan nilai US\$ 1 304,6 juta, sedangkan tahun sebelumnya US\$ 1 659,7 juta.

Besi/baja nilai eksportnya turun US\$ 711,1 juta menjadi US\$ 1 183,2 juta. Sedangkan nilai ekspor alas kaki (kulit, karet dan kanvas) dalam periode Januari - Juli 2009 turun 3,96 persen menjadi US\$ 1 062,1 juta. Tembaga nilai eksportnya turun US\$ 396,7 juta menjadi US\$ 1 023,3 juta. Damar tiruan bahan plastik nilai eksportnya turun US\$ 278,8 juta menjadi US\$ 828,7 juta. Barang dari karet nilai eksportnya naik US\$ 6,4 juta menjadi US\$ 878,2 juta. Kapal laut dan sejenisnya nilai eksportnya naik US\$ 365,0 juta menjadi US\$ 825,4 juta.

**Tabel C : Ekspor Utama Barang Bukan Migas
Periode Januari - Juli, 2008 dan 2009**

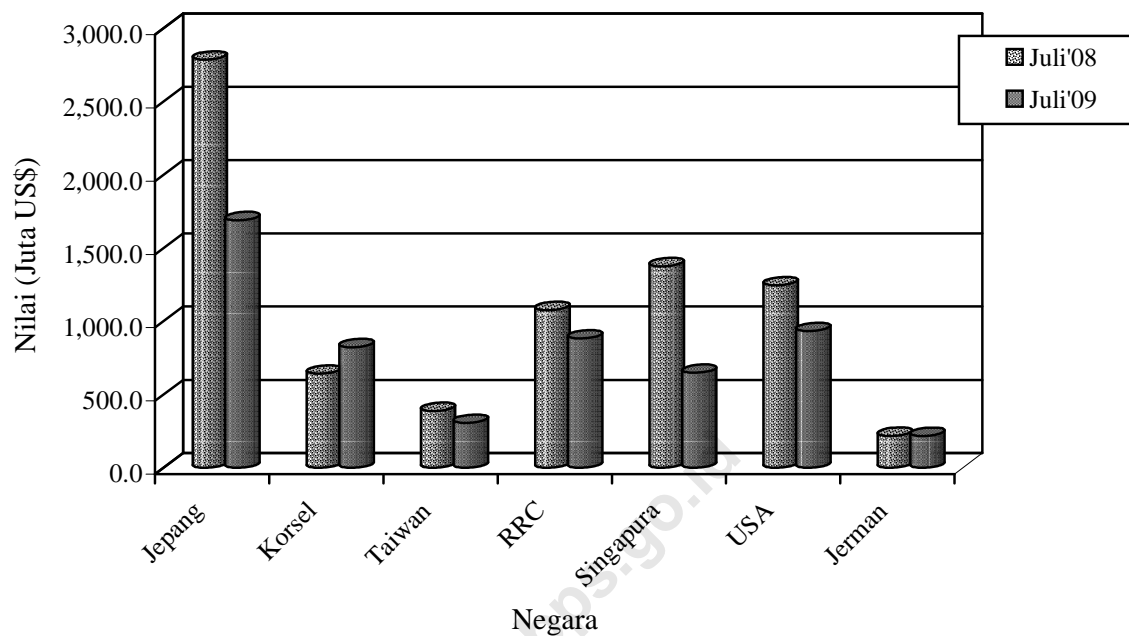
HS	Nilai FOB (Juta US\$)		Perubahan		% Peran 2009 (Terhadap Non Migas)
	2008	2009	Absolut	Persen	
Batu Bara	5 454,2	6 752,9	1 298,6	23,81	13,22
Minyak kelapa sawit	7 618,4	4 697,7	-2 920,7	-38,34	9,19
Pakaian Jadi	3 561,8	3 425,6	-136,1	-3,82	6,70
Biji Tembaga	1 908,1	2 645,5	737,4	38,64	5,18
Alat Listrik	2 984,1	2 408,0	-576,1	-19,31	4,71
Kertas dan barang dari Kertas	2 280,3	1 880,2	-400,0	-17,54	3,68
Audio Visual	1 479,0	1 802,3	323,3	21,86	3,53
Crumb Rubber	3 414,8	1 522,9	-1 892,0	-55,40	2,98
Textil lainnya	1 659,7	1 304,6	-355,1	-21,39	2,55
Besi/baja	1 894,3	1 183,2	-711,1	-37,54	2,32
Alas Kaki (Kulit,Karet dan Kanvas)	1 105,9	1 062,1	-43,8	-3,96	2,08
Tembaga	1 420,0	1 023,3	-396,7	-27,94	2,00
Damar Tiruan, Bahan Plastik	1 272,1	993,7	-278,8	-21,91	1,94
Barang dari karet	871,8	878,2	6,4	0,73	1,72
Kapal Laut dan Sejenisnya	460,4	825,4	365,0	79,27	1,62
Total Komoditi Utama	37 385,3	32 405,6	-4 979,7	-13,32	63,42

Nilai ekspor periode Januari - Juli 2009, menurut negara kelompok ekonomi, ke kelompok negara APEC adalah yang terbesar yaitu mencapai 71,07 persen dari total ekspor yaitu US\$ 42 467,8 juta, ke ASEAN sebesar US\$ 11 954,4 juta dan ke NAFTA sebesar US\$ 6 421,0 juta. Sementara nilai ekspor ke Uni Eropa sebesar 12,11 persen (US\$ 7 237,1 juta) dan ke Timur Tengah sebesar 3,76 persen (US\$ 2 246,5 juta). Ditinjau dari perkembangannya, nilai ekspor ke negara-negara APEC turun 30,29 persen dibanding keadaan tahun 2008 yang diikuti oleh penurunan ekspor menuju Jepang sebesar 42,59 persen, menuju ASEAN sebesar 28,28 persen, menuju NAFTA sebesar 22,68 persen dan ke Korea Selatan turun sebesar 37,25 persen

Nilai ekspor periode Januari - Juli 2009, menuju tujuh negara tujuan utama yaitu Jepang, Korea Selatan, Taiwan, RR China, Singapura, Amerika dan Jerman mencapai sebesar US\$ 33 076,2 juta atau sekitar 55,35 persen dari total ekspor. Dibandingkan periode tahun sebelumnya nilai ini turun US\$ 15 928,1 juta atau sekitar 32,50 persen.

Selain tujuh negara tujuan utama di atas, negara tujuan yang membeli produk nasional di atas US\$ 100 juta pada bulan Juli 2009 antara lain Hongkong, Malaysia dan Australia masing-masing dengan nilai US\$ 189,2 juta, US\$ 580,8 juta dan US\$ 266,2 juta. Sedangkan dari kawasan Eropa antara lain ke Belanda dan Inggris masing-masing dengan nilai US\$ 713,4 juta dan US\$ 142,2 juta.

Grafik 5: EKSPOR INDONESIA MENURUT NEGARA TUJUAN UTAMA BULAN JULI 2008 & 2009



Perbandingan nilai ekspor bulan Juli 2008 dan 2009 ke beberapa negara tertentu disajikan pada Grafik 5.

TABEL 1. RINGKASAN PERKEMBANGAN EKSPOR INDONESIA

JENIS BARANG	BERAT BERSIH (RIBU TON)		PERUB	NILAI FOB (JUTA US \$)		PERUB
	JAN-JUL 2008	JAN-JUL 2009	%	JAN-JUL 2008	JAN-JUL 2009	%
(1)	(2)	(3)	(4)	(5)	(6)	(7)
Total Ekspor	215,911.8	183,572.0	-14.98	82,924.2	59,757.5	-27.94
MIGAS	26,858.7	24,348.7	-9.35	18,976.4	8,663.2	-54.35
MINYAK MENTAH	10,857.3	10,362.1	-4.56	8,696.4	3,841.1	-55.83
HASIL MINYAK	3,932.1	2,982.4	-24.15	2,158.3	1,105.4	-48.79
GAS ALAM	12,069.3	11,004.2	-8.83	8,121.6	3,716.8	-54.24
NON MIGAS	189,053.1	159,223.3	-15.78	63,947.9	51,094.3	-20.10
HASIL PERTANIAN	1,451.3	1,492.4	2.83	2,649.4	2,331.1	-12.01
HASIL INDUSTRI	37,551.7	30,366.8	-19.13	53,183.4	39,010.1	-26.65
HASIL TAMBANG	150,048.6	127,362.7	-15.12	8,109.0	9,747.4	20.20
LAINNYA	1.6	1.3	-17.04	6.0	5.7	-5.44

TABEL 2. PERKEMBANGAN EKSPOR KOMODITI HASIL PERTANIAN

JENIS BARANG	BERAT BERSIH (TON)		PERUB	NILAI FOB (RIBU US \$)		PERUB
	JAN-JUL 2008	JAN-JUL 2009	%	JAN-JUL 2008	JAN-JUL 2009	%
(1)	(2)	(3)	(4)	(5)	(6)	(7)
TOTAL PERTANIAN	1,451,261	1,492,396	2.83	2,649,392	2,331,135	-12.01
KARET ALAM	6,906	6,603	-4.38	11,826	8,076	-31.72
KOPI	250,274	292,724	16.96	542,517	477,006	-12.08
KAYU BULAT	2	242	15,675.39	8	43	456.48
UDANG SEGAR/BEKU	88,097	68,883	-21.81	609,169	447,823	-26.49
TEH	51,098	51,458	0.70	73,344	81,772	11.49
REMPAH-REMPAH	77,030	62,822	-16.45	197,689	126,160	-36.18
-LADA HITAM	26,205	21,895	-16.45	78,289	46,742	-40.30
-LADA PUTIH	11,784	6,631	-43.73	55,377	25,502	-53.95
-KAYU MANIS DAN BUNGANYA	17,716	13,841	-21.87	15,504	11,441	-26.21
-BIJI PALA & BUNGANYA DAN KAPULAGA	10,230	10,728	4.87	34,460	30,150	-12.51
-PANILI	90	104	15.80	1,135	1,151	1.34
-LAINNYA	11,006	9,623	-12.56	12,923	11,174	-13.54
TEBAKAU	15,419	21,682	40.62	40,630	63,909	57.29
BIJI COKLAT	225,102	218,647	-2.87	485,125	494,706	1.97
IKAN DAN LAIN-LAIN	199,154	234,509	9.49	387,340	357,976	-7.58
-IKAN TONGKOL/TUNA	41,955	45,938	9.49	89,064	95,513	7.24
-UBUR-UBUR	5,198	2,799	-46.14	9,668	5,246	-45.73
-KEPITING, KERANG-KERANGAN	31,735	26,195	-17.46	111,085	71,912	-35.26
-BEKICOT	2,059	1,573	-23.63	5,848	4,249	-27.33
-IKAN LAINNYA	118,207	158,004	33.67	171,676	181,056	5.46
BIJI-BIJIAN	52,241	75,199	-13.88	13,899	9,866	-29.01
-BIJI BUNGA	49	42	-13.88	1,575	1,397	-11.28
-BIJI KAPAS	645	416	-35.40	167	95	-43.23
-BIJI LAINNYA	51,548	74,741	44.99	12,157	8,375	-31.11
BULU BEBEK	45	105	130.86	57	76	33.46
DAMAR DAN GETAH DAMAR	20,941	26,047	24.38	16,499	21,664	31.30
KOPAL DAN LAIN-LAIN	17,447	16,743	-4.03	15,075	12,640	-16.16
SAYUR-SAYURAN	51,209	37,266	-27.23	22,355	19,005	-14.99
BUAH-BUAHAN	127,844	143,000	11.85	74,140	68,195	-8.02
KULIT KERANG DAN LAIN-LAIN	4,411	3,108	-29.54	1,593	1,295	-18.69
TANAMAN OBAT	4,652	6,244	34.21	5,217	5,905	13.17

TABEL 2. PERKEMBANGAN EKSOR KOMODITI HASIL PERTANIAN

JENIS BARANG	BERAT BERSIH (TON)		PERUB	NILAI FOB (RIBU US \$)		PERUB
	JAN-JUL 2008	JAN-JUL 2009	%	JAN-JUL 2008	JAN-JUL 2009	%
(1)	(2)	(3)	(4)	(5)	(6)	(7)
BAHAN NABATI LAINNYA	68,662	72,485	-4.23	46,427	45,405	-2.20
-GANGGANG LAUT	51,300	49,131	-4.23	44,947	43,913	-2.30
-LAINNYA	17,362	23,354	34.51	1,480	1,492	0.80
HASIL PERTANIAN LAINNYA	190,725	154,629	68.07	106,481	89,612	-15.84
-MUTIARA	1	2	68.07	8,159	8,145	-0.17
-LAINNYA	190,724	154,627	-18.93	98,322	81,467	-17.14

TABEL 3. PERKEMBANGAN EKSPOR KOMODITI HASIL INDUSTRI

JENIS BARANG	BERAT BERSIH (TON)		PERUB	NILAI FOB (RIBU US \$)		PERUB
	JAN-JUL 2008	JAN-JUL 2009	%	JAN-JUL 2008	JAN-JUL 2009	%
(1)	(2)	(3)	(4)	(5)	(6)	(7)
TOTAL INDUSTRI	37,551,671	30,366,850	-19.13	53,183,448	39,010,073	-26.65
KAYU OLAHAN	1,764,865	1,376,907	-21.98	1,723,303	1,211,487	-29.70
-KAYU LAPIS	1,045,082	787,141	-24.68	924,115	631,365	-31.68
-KAYU GERGAJIAN	32,661	21,186	-35.14	35,300	22,542	-36.14
-KAYU OLAHAN LAIN	687,122	568,580	-17.25	763,888	557,580	-27.01
BARANG DARI LOGAM TIDAK MULIA	2,010,641	1,519,818	-24.41	6,461,303	3,408,767	-47.24
-TIMAH	81,105	61,007	-24.78	1,451,772	713,488	-50.85
-ALUMINIUM	155,184	139,758	-9.94	493,977	261,350	-47.09
-NIKEL	66,497	18,668	-71.93	1,045,210	122,685	-88.26
-BESI/BAJA	1,355,724	1,026,857	-24.26	1,894,337	1,183,225	-37.54
-TEMBAGA	167,758	181,180	8.00	1,420,040	1,023,321	-27.94
-SENG	2,147	2,543	18.45	5,266	3,109	-40.97
-LOGAM TIDAK MULIA LAIN	182,226	89,806	-50.72	150,700	101,590	-32.59
TEKSTIL	1,073,295	1,003,451	-6.51	6,094,932	5,406,240	-11.30
-PAKAIAN JADI	243,541	228,832	-6.04	3,561,753	3,425,609	-3.82
-KAIN TENUN	162,663	124,646	-23.37	873,482	676,011	-22.61
-TEKSTIL LAINNYA	667,090	649,972	-2.57	1,659,698	1,304,621	-21.39
KARET ALAM OLAHAN	1,699,176	1,424,333	-16.18	4,630,140	2,504,471	-45.91
-BARANG DARI KARET	268,822	270,984	0.80	871,788	878,195	0.73
-SHEET	113,666	50,744	-55.36	300,077	76,825	-74.40
-CRUMB RUBBER	1,299,911	1,084,681	-16.56	3,414,834	1,522,872	-55.40
-CREPE	16,777	17,924	6.84	43,441	26,579	-38.82
MAKANAN TERNAK	1,865,080	1,737,553	-6.84	272,520	134,973	-50.47
-BUNGKIL KELAPA	183,542	101,376	-44.77	25,053	13,667	-45.45
-DEDAK/BEKATUL	221,847	191,896	-13.50	36,635	24,860	-32.14
-LAINNYA	1,459,691	1,444,281	-1.06	210,832	96,446	-54.25
MINYAK ATSIRI DAN LAINNYA	40,294	41,019	1.80	225,591	191,165	-15.26
-MINYAK ATSIRI LAINNYA	2,446	2,285	-6.59	90,831	46,663	-48.63
-WANGI-WANGIAN DARI MINYAK ATSIRI	37,847	38,734	2.34	134,761	144,502	7.23
ROTAN OLAHAN	16,158	17,032	5.41	15,541	16,981	9.27
MINYAK NABATI	9,062,865	9,274,670	2.34	9,238,160	5,458,258	-40.92
-MINYAK KELAPA SAWIT	7,659,776	8,042,297	4.99	7,618,432	4,697,737	-38.34
-MINYAK BIJI KELAPA SAWIT	727,843	858,604	17.97	855,170	520,740	-39.11
-MINYAK NABATI LAIN	675,246	373,769	-44.65	764,559	239,780	-68.64
ASAM BERLEMAK	516,754	485,780	-5.99	458,142	280,249	-38.83
-STEARIN	80,068	86,912	8.55	87,651	58,795	-32.92
-ASAM BERLEMAK LAIN	436,686	398,869	-8.66	370,490	221,453	-40.23

TABEL 3. PERKEMBANGAN EKSPOR KOMODITI HASIL INDUSTRI

JENIS BARANG	BERAT BERSIH (TON)		PERUB	NILAI FOB (RIBU US \$)		PERUB
	JAN-JUL 2008	JAN-JUL 2009	%	JAN-JUL 2008	JAN-JUL 2009	%
	(1)	(2)	(3)	(4)	(5)	(6)
ALAT LISTRIK UKUR FOGRAFI DLL	390,375	329,463	-15.60	4,774,965	4,459,421	-6.61
-ALAT LISTRIK	327,115	247,797	-24.25	2,984,099	2,407,985	-19.31
-DIODE TRANSISTOR	501	589	17.52	88,725	59,450	-33.00
-AUDIO VISUAL	55,347	75,024	35.55	1,479,029	1,802,328	21.86
-FOTOGRAFI DAN OPTIK	1,978	1,827	-7.65	123,984	105,969	-14.53
-ALAT UKUR	459	567	23.50	8,244	16,217	96.70
-LONCENG ARLOJI DAN BAGIANNYA	4,974	3,658	-26.45	90,884	67,472	-25.76
MAKANAN OLAHAN	1,289,617	907,904	-29.60	1,697,872	1,595,197	-6.05
-COKLAT OLAHAN	83,557	54,226	-35.10	243,716	177,395	-27.21
-GULA TETES	438,617	173,767	-60.38	29,943	20,667	-30.98
-KERUPUK UDANG	4,940	4,061	-17.79	7,993	6,826	-14.60
-BUAH/SAYURAN OLAHAN	301,595	240,237	-20.34	232,108	161,142	-30.57
-MINUMAN OLAHAN	66,009	59,205	-10.31	44,108	34,619	-21.51
-ROKOK DAN TEMBAKAU OLAHAN	51,309	43,870	-14.50	253,968	271,534	6.92
-DAGING TERNAK	2,736	2,694	-1.53	11,587	11,311	-2.38
-DAGING UNGGAS	80	0	-99.98	86	1	-98.60
-IKAN OLAHAN	114,433	114,920	0.43	452,962	465,872	2.85
-BERAS GILING	288	2,075	619.72	233	1,517	550.26
-KOPI OLAHAN	58	121	109.71	178	242	35.66
-TEH OLAHAN	8,336	4,723	-43.35	20,586	13,846	-32.74
-GULA PASIR	385	455	18.03	352	348	-1.11
-GULA LAINNYA	6,742	9,422	39.75	4,466	6,040	35.24
-MAKANAN OLAHAN LAINNYA	210,530	198,129	-5.89	395,587	423,838	7.14
SEMEN	2,842,949	2,100,768	-26.11	100,111	81,211	-18.88
BARANG ANYAMAN	13,419	9,043	-32.61	36,458	24,486	-32.84
-DARI ROTAN	4,183	2,104	-49.70	11,177	7,563	-32.33
-DARI BAHAN LAINNYA	9,235	6,938	-24.87	25,281	16,922	-33.06
MEUBEL DAN BAGIAN-BAGIANNYA	506,111	396,331	-21.69	1,195,032	973,596	-18.53
-DARI ROTAN	86,306	65,720	-23.85	193,549	153,080	-20.91
-DARI BAHAN LAINNYA	419,804	330,610	-21.25	1,001,483	820,516	-18.07
BAHAN KIMIA	5,262,991	2,087,168	-60.34	1,796,303	1,020,722	-43.18
-AN ORGANIK	3,632,866	892,933	-75.42	470,742	214,001	-54.54
-ORGANIK	1,497,817	1,099,429	-26.60	1,208,180	761,094	-37.00
-LAINNYA	132,308	94,805	-28.35	117,381	45,627	-61.13
PUPUK	137,826	281,811	104.47	67,329	121,277	80.13
PRODUK PHARMASI	6,926	6,402	-7.57	109,208	111,406	2.01
KULIT DAN BARANG DARI KULIT	7,017	5,114	-27.11	141,808	92,712	-34.62
KACA DAN BARANG DARI KACA	464,547	389,355	-16.19	260,166	193,116	-25.77
KERTAS DAN BARANG DARI KERTAS	2,444,438	2,470,592	1.07	2,280,256	1,880,247	-17.54
INDUSTRI LAINNYA	6,136,328	4,502,336	-26.63	11,604,309	9,844,092	-15.17
-GLISEROL DAN LARUTAN ALKALI	37,102	25,075	-32.42	17,797	4,116	-76.87
-MARGARIN DAN LEMAK LAINNYA	282,233	189,381	-32.90	313,665	138,405	-55.87
-SABUN MANDI DAN CUCI	311,413	316,734	1.71	331,714	303,323	-8.56
-BAHAN CELUP ORGANIK SINTETIK	19,916	11,633	-41.59	89,778	54,595	-39.19
-PREPARAT PEMBASMI KUMAN DLL	35,004	35,389	1.10	86,169	104,591	21.38
-DAMAR TIRUAN BAHAN PLASTIK	729,634	714,929	-2.02	1,272,429	993,659	-21.91
-BAHAN KERTAS	1,348,012	1,259,793	-6.54	762,307	426,027	-44.11
-ALAS KAKI (KULIT KARET DAN KANVAS)	77,018	73,474	-4.60	1,105,888	1,062,110	-3.96
-PRODUK KERAMIK	294,169	242,442	-17.58	184,283	142,811	-22.50
-EMAS BATANGAN	18	16	-15.38	545,347	443,728	-18.63
-PESAWAT UDARA DAN BAGIANNYA	1,952	2,113	8.24	51,273	156,956	206.12
-KAPAL LAUT DAN SEJENISNYA	243,787	249,615	2.39	460,394	825,358	79.27
-PERLENGKAPAN OLAHRAGA DAN MAINAN	17,542	15,663	-10.71	159,544	135,484	-15.08

TABEL 3. PERKEMBANGAN EKSPOR KOMODITI HASIL INDUSTRI

JENIS BARANG	BERAT BERSIH (TON)		PERUB	NILAI FOB (RIBU US \$)		PERUB
	JAN-JUL 2008	JAN-JUL 2009	%	JAN-JUL 2008	JAN-JUL 2009	%
(1)	(2)	(3)	(4)	(5)	(6)	(7)
-PENA DAN PENSIL	6,273	5,172	-17.55	44,294	41,713	-5.83
-BATU SEMI PERMATA	23	6	-72.65	217	419	93.54
-KOPER TAS DOMPET PLASTIK/TEKSTIL	4,087	4,011	-1.86	29,646	27,771	-6.32
-BARANG DARI LOGAM MULIA	181	198	9.30	95,875	156,668	63.41
-PETI KEMAS	13,786	671	-95.13	16,268	3,146	-80.66
-KOMPUTER DAN BAGIANNYA	19,601	22,680	15.71	433,775	547,892	26.31
-KENDARAAN BERMOTOR RODA 2 DAN 3	4,861	3,886	-20.05	40,914	29,638	-27.56
-KENDARAAN BERMOTOR RODA 4 DAN LE	116,334	55,087	-52.65	808,832	390,855	-51.68
-SUKU CADANG MESIN	75,667	29,807	-60.61	641,608	470,656	-26.64
-SUKU CADANG KENDARAAN	114,716	71,836	-37.38	788,541	489,918	-37.87
-UBI KAYU OLAHAN	44,645	9,177	-79.44	8,049	1,425	-82.29
-INDUSTRI LAINNYA	2,338,354	1,163,546	-50.24	3,315,702	2,892,825	-12.75

TABEL 4. PERKEMBANGAN EKSPOR KOMODITI HASIL PERTAMBANGAN

JENIS BARANG	BERAT BERSIH (TON)		PERUB	NILAI FOB (RIBU US \$)		PERUB
	JAN-JUL 2008	JAN-JUL 2009	%	JAN-JUL 2008	JAN-JUL 2009	%
(1)	(2)	(3)	(4)	(5)	(6)	(7)
TOTAL PERTAMBANGAN	150,048,573	127,362,695	-15.12	8,109,044	9,747,385	20.2
BIJI TEMBAGA	837,642	1,401,389	67.30	1,908,107	2,645,488	38.64
BIJI NIKEL	8,597,814	4,336,995	-49.56	431,644	117,955	-72.67
BAUKSIT	8,837,576	7,031,853	-20.43	93,436	121,606	30.15
BIJI TIMAH/TIN	552	3	-99.54	1	60	10,017.26
BATU BARA	121,039,326	110,005,280	-9.12	5,454,227	6,752,864	23.81
GRANIT	3,395,896	1,216,909	-64.17	30,894	11,667	-62.24
PASIR ALAM	14	93	552.36	57	204	257.22
HASIL TAMBANG LAIN	7339753	3370173	-54.08	190679	97542	-48.85

TABEL 5. PERKEMBANGAN EKSPOR INDONESIA MENURUT KOMODITI DAN NEGARA TUJUAN

JENIS BARANG	BERAT BERSIH (KG)		PERUB %	NILAI FOB (US \$)		PERUB %
	JAN-JUL 2008	JAN-JUL 2009		JAN-JUL 2008	JAN-JUL 2009	
(1)	(2)	(3)	(4)	(5)	(6)	(7)
MINYAK MENTAH	10,857,256,479	10,362,128,189	-4.56	8,696,403,727	3,841,106,871	-55.83
JAPAN	3,733,340,000	2,064,520,446	-44.70	2,959,426,708	790,544,341	-73.29
KOREA, REPUBLIC OF	1,712,623,000	1,440,672,600	-15.88	1,228,663,057	509,050,741	-58.57
TAIWAN	129,583,000	255,255,933	96.98	111,376,601	76,683,805	-31.15
CHINA	1,065,644,000	1,836,240,815	72.31	864,561,228	675,622,306	-21.85
THAILAND	309,324,000	542,659,947	75.43	277,880,256	210,695,718	-24.18
SINGAPORE	1,393,388,001	786,257,805	-43.57	1,147,832,670	270,703,310	-76.42
PHILIPPINES	0	9,443,174	-	0	4,208,063	-
MALAYSIA	318,831,000	546,109,592	71.28	235,662,900	209,034,796	-11.30
AUSTRALIA	1,620,600,478	1,998,883,676	23.34	1,402,636,400	782,307,124	-44.23
NEW ZEALAND	166,347,000	262,486,292	57.79	146,046,170	107,037,500	-26.71
UNITED STATES	360,870,000	538,511,404	49.23	285,884,640	182,268,713	-36.24
CHILE	0	81,086,505	-	0	22,950,454	-
ITALY	46,706,000	0	-100.00	36,433,097	0	-100.00
HASIL MINYAK	3,932,105,152	2,982,394,367	-24.15	2,158,341,179	1,105,375,900	-48.79
JAPAN	1,862,624,510	965,885,428	-48.14	1,039,444,128	315,985,367	-69.60
HONG KONG	7,140	50	-99.30	12,005	144	-98.80
KOREA, REPUBLIC OF	334,080,995	512,416,430	53.38	183,249,517	226,872,946	23.81
TAIWAN	114,926,543	4,166,585	-96.37	21,580,985	1,579,801	-92.68
CHINA	258,482,002	397,779,984	53.89	118,090,849	134,961,015	14.29
THAILAND	25,985,338	10,712,364	-58.78	23,193,459	5,077,287	-78.11
SINGAPORE	966,111,427	440,818,537	-54.37	601,177,264	177,705,598	-70.44
PHILIPPINES	1,080,913	1,564,933	44.78	1,007,726	1,136,267	12.76
MALAYSIA	118,499,642	448,541,254	278.52	66,194,548	149,008,175	125.11
MYANMAR (FORM. BURMA)	13,422	86,787	546.60	17,342	107,284	518.64
VIET NAM	86,621	490,936	466.76	125,039	316,257	152.93
MALDIVES	3,842	0	-100.00	4,981	0	-100.00
INDIA	238,833,897	154,073,233	-35.49	91,358,295	59,736,791	-34.61
PAKISTAN	1,376,943	475,146	-65.49	1,814,461	605,486	-66.63
BANGLADESH	16,660	724,678	4,249.81	20,220	457,167	2,160.96
SRI LANKA	25,000	0	-100.00	300	0	-100.00
IRAN (ISLAMIC REPUBLIC OF)	179,950	0	-100.00	63,000	0	-100.00
JORDAN	0	3,421	-	0	7,200	-
YEMEN	0	1,000,000	-	0	502,800	-
UNITED ARAB EMIRATES	333,280	707,805	112.38	370,355	711,327	92.07
QATAR	0	200,000	-	0	132,000	-
SOUTH AFRICA	179,860	25,364	-85.90	274,938	17,914	-93.48
AUSTRALIA	94,212	62,057	-34.13	134,240	82,245	-38.73
NEW ZEALAND	166,879	114,927	-31.13	223,749	141,974	-36.55
FIJI	45,910	32,009	-30.28	108,796	39,255	-63.92
EAST TIMOR	1,204,420	3,608,532	199.61	1,014,120	1,780,483	75.57
UNITED STATES	26,000	5	-99.98	10,000	50	-99.50
UNITED KINGDOM	356	38,263,478	10,748,067.98	207	27,881,115	13,469,037.68
NETHERLANDS	5,000,250	16,000	-99.68	5,875,016	10,000	-99.83
GERMANY, FED. REP. OF	0	326,480	-	0	169,547	-
BELGIUM	2,000,000	0	-100.00	2,036,000	0	-100.00
FINLAND	296,076	13,600	-95.41	391,575	15,436	-96.06
ITALY	0	156	-	0	517	-
UKRAINE	16,660	16,660	0.00	18,243	18,659	2.28
ESTONIA	0	19,270	-	0	20,426	-
RUSSIA FEDERATION	406,404	248,258	-38.91	529,821	295,367	-44.25
GAS ALAM	12,069,321,702	11,004,164,954	-8.83	8,121,605,947	3,716,756,784	-54.24
JAPAN	8,094,468,239	7,823,012,796	-3.35	4,729,219,973	2,466,210,003	-47.85
KOREA, REPUBLIC OF	2,242,624,518	1,468,263,235	-34.53	1,884,838,344	560,668,123	-70.25
CHINA	1,693,330,851	1,622,274,853	-4.20	1,466,959,724	660,703,968	-54.96
THAILAND	38,859,745	29,102,877	-25.11	40,554,983	15,655,378	-61.40
SINGAPORE	1,249	0	-100.00	219	0	-100.00
MALAYSIA	4,100	30	-99.27	4,471	1,303	-70.86
INDIA	0	61,470,338	-	0	13,477,600	-
EAST TIMOR	33,000	40,800	23.64	28,233	40,392	43.07
GERMANY, FED. REP. OF	0	25	-	0	17	-
KARET ALAM	6,906,163	6,603,389	-4.38	11,826,481	8,075,576	-31.72
JAPAN	142,002	90,005	-36.62	683,521	495,396	-27.52
HONG KONG	841,880	500	-99.94	1,319,207	1,500	-99.89
KOREA, REPUBLIC OF	360,468	117,924	-67.29	876,452	228,865	-73.89
TAIWAN	0	18,000	-	0	10,800	-
CHINA	3,528,988	4,251,669	20.48	5,859,637	3,978,754	-32.10
SINGAPORE	540,054	529,590	-1.94	273,681	1,552,705	467.34
MALAYSIA	25,000	0	-100.00	33,726	0	-100.00
INDIA	0	40,320	-	0	63,706	-
PAKISTAN	0	60,480	-	0	99,186	-
IRAN (ISLAMIC REPUBLIC OF)	0	20,160	-	0	32,256	-

TABEL 5. PERKEMBANGAN EKSPOR INDONESIA MENURUT KOMODITI DAN NEGARA TUJUAN

JENIS BARANG	BERAT BERSIH (KG)		PERUB	NILAI FOB (US \$)		PERUB
	JAN-JUL 2008	JAN-JUL 2009	%	JAN-JUL 2008	JAN-JUL 2009	%
(1)	(2)	(3)	(4)	(5)	(6)	(7)
TURKEY	744,990	460,320	-38.21	1,289,033	491,814	-61.85
UNITED ARAB EMIRATES	12,347	0	-100.00	42,261	0	-100.00
SOUTH AFRICA	60,480	0	-100.00	191,084	0	-100.00
NEW ZEALAND	9,750	0	-100.00	13,503	0	-100.00
EAST TIMOR	0	210	-	0	182	-
UNITED STATES	162	214,200	132,122.22	17,982	289,170	1,508.11
BRAZIL	86,070	800,000	829.48	158,369	830,500	424.41
GERMANY, FED. REP. OF	448,528	11	-100.00	869,647	742	-99.91
DENMARK	63	0	-100.00	10,800	0	-100.00
ITALY	105,380	0	-100.00	187,576	0	-100.00
GREECE	1	0	-100.00	2	0	-100.00
KOPI	250,273,867	292,723,552	16.96	542,517,399	477,006,413	-12.08
JAPAN	29,978,781	29,428,254	-1.84	71,735,580	55,697,527	-22.36
HONG KONG	610,552	699,766	14.61	1,393,352	1,202,313	-13.71
KOREA, REPUBLIC OF	200,978	2,193,527	991.43	553,775	3,478,617	528.16
TAIWAN	1,401,244	2,554,672	82.31	4,021,662	5,886,433	46.37
CHINA	965,940	695,858	-27.96	1,857,528	1,051,233	-43.41
MACAU	0	56,400	-	0	81,420	-
PAPUA NEW GUINEA	1,124	0	-100.00	1,541	0	-100.00
THAILAND	0	1,620,000	-	0	2,447,100	-
SINGAPORE	4,525,197	4,392,288	-2.94	11,389,133	8,335,560	-26.81
PHILIPPINES	5,744,799	12,430,500	116.38	10,303,528	16,183,971	57.07
MALAYSIA	7,534,533	7,614,377	1.06	14,659,310	10,835,501	-26.08
INDIA	7,259,699	2,355,900	-67.55	12,699,022	3,288,164	-74.11
PAKISTAN	5,099	0	-100.00	18,707	0	-100.00
IRAN (ISLAMIC REPUBLIC OF)	381,000	1,006,800	164.25	857,330	1,382,510	61.26
SAUDI ARABIA	21,000	24,093	14.73	56,700	50,584	-10.79
ISRAEL	17,760	37,200	109.46	36,497	83,256	128.12
JORDAN	0	116,200	-	0	182,977	-
LEBANON	0	38,400	-	0	48,000	-
OMAN	0	120,000	-	0	205,200	-
UNITED ARAB EMIRATES	384,300	195,900	-49.02	842,349	375,851	-55.38
EGYPT	4,938,800	5,737,202	16.17	9,922,771	9,311,716	-6.16
MOROCCO	3,609,000	4,009,198	11.09	7,182,828	5,941,297	-17.28
ALGERIA	13,604,400	19,985,275	46.90	28,327,528	28,153,920	-0.61
BURKINA FASO	17,999	0	-100.00	54,600	0	-100.00
SOUTH AFRICA	5,916,496	3,232,799	-45.36	12,098,909	4,891,868	-59.57
AUSTRALIA	5,667,084	4,152,953	-26.72	12,129,629	7,101,073	-41.46
NEW ZEALAND	292,632	272,096	-7.02	1,060,317	867,738	-18.16
SOLOMON ISLANDS	686	0	-100.00	1,614	0	-100.00
TUVALU	7,604	0	-100.00	12,413	0	-100.00
UNITED STATES	36,372,794	42,602,277	17.13	100,049,618	99,254,444	-0.79
CANADA	1,679,520	1,651,199	-1.69	5,929,183	5,181,782	-12.61
MEXICO	2,721,600	2,112,000	-22.40	6,041,725	3,548,294	-41.27
ARGENTINA	0	19,020	-	0	24,673	-
ECUADOR	1,675,200	3,048,000	81.95	3,145,339	4,403,958	40.02
UNITED KINGDOM	7,678,972	8,776,944	14.30	14,310,969	12,599,647	-11.96
NETHERLANDS	1,148,140	2,579,913	124.70	3,055,958	4,481,059	46.63
FRANCE	1,945,800	4,437,500	128.06	3,852,722	6,001,801	55.78
GERMANY, FED. REP. OF	50,416,218	47,806,815	-5.18	98,784,995	65,182,407	-34.02
AUSTRIA	177,252	0	-100.00	291,572	0	-100.00
BELGIUM	18,636,054	25,910,935	39.04	35,982,809	36,882,778	2.50
SWITZERLAND	774,300	606,000	-21.74	1,653,732	872,251	-47.26
DENMARK	257,860	339,240	31.56	614,812	690,694	12.34
NORWAY	90,000	90,000	0.00	289,950	256,140	-11.66
SWEDEN	606,780	647,999	6.79	1,654,250	1,114,787	-32.61
IRELAND	182,400	162,000	-11.18	628,860	505,800	-19.57
ITALY	14,130,890	18,390,439	30.14	28,307,525	26,768,361	-5.44
SPAIN	1,270,600	6,137,085	383.01	2,526,832	8,062,763	219.09
PORTUGAL	859,700	843,000	-1.94	1,842,807	1,261,482	-31.55
ICELAND	18,000	0	-100.00	64,600	0	-100.00
GREECE	898,200	1,203,000	33.93	1,738,645	1,562,175	-10.15
POLAND	919,200	403,200	-56.14	1,740,444	562,234	-67.70
ROMANIA	2,362,380	2,889,091	22.30	4,381,863	4,020,715	-8.24
BULGARIA	3,223,200	2,016,600	-37.43	6,603,880	2,898,537	-56.11
ARMENIA	137,700	18,000	-86.93	362,528	29,970	-91.73
UKRAINE	18,000	18,000	0.00	33,003	28,350	-14.10
LATVIA	162,000	34,500	-78.70	270,648	108,120	-60.05
ESTONIA	910,800	577,199	-36.63	1,623,779	790,521	-51.32
GEORGIA	4,841,600	6,146,758	26.96	9,394,697	8,787,847	-6.46
MALTA	0	199,980	-	0	214,038	-
SLOVENIA	0	19,200	-	0	52,800	-
CZECH REPUBLIC	567,000	462,000	-18.52	961,133	598,904	-37.69
RUSSIA FEDERATION	2,505,000	9,606,000	283.47	5,161,898	13,175,252	155.24

TABEL 5. PERKEMBANGAN EKSPOR INDONESIA MENURUT KOMODITI DAN NEGARA TUJUAN

JENIS BARANG	BERAT BERSIH (KG)		PERUB	NILAI FOB (US \$)		PERUB
	JAN-JUL 2008	JAN-JUL 2009	%	JAN-JUL 2008	JAN-JUL 2009	%
(1)	(2)	(3)	(4)	(5)	(6)	(7)
KAYU BULAT	1,536	242,310	15,675.39	7,743	43,088	456.48
JAPAN	465	1	-99.78	1,200	1	-99.92
HONG KONG	0	1	-	0	6	-
KOREA, REPUBLIC OF	0	12,523	-	0	752	-
CHINA	0	49,877	-	0	18,701	-
SINGAPORE	134	4	-97.01	1,925	35	-98.18
MALAYSIA	0	179,903	-	0	23,588	-
VIET NAM	7	0	-100.00	55	0	-100.00
UNITED ARAB EMIRATES	0	1	-	0	5	-
AUSTRALIA	930	0	-100.00	4,563	0	-100.00
UDANG SEGAR/BEKU	88,097,344	68,882,979	-21.81	609,168,822	447,823,499	-26.49
JAPAN	22,855,392	20,358,896	-10.92	192,941,495	167,808,782	-13.03
HONG KONG	2,250,231	2,165,461	-3.77	11,374,089	8,855,911	-22.14
KOREA, REPUBLIC OF	395,533	423,492	7.07	2,870,218	2,322,100	-19.10
TAIWAN	1,532,368	1,086,508	-29.10	4,661,553	2,824,947	-39.40
CHINA	4,045,737	1,236,316	-69.44	12,348,725	5,637,012	-54.35
MACAU	8,837	4,845	-45.17	9,045	5,022	-44.48
THAILAND	141,151	22,562	-84.02	894,551	184,639	-79.36
SINGAPORE	1,214,334	1,736,363	42.99	3,606,817	3,899,706	8.12
PHILIPPINES	8,564	31,151	263.74	72,936	46,594	-36.12
MALAYSIA	2,904,300	2,066,813	-28.84	3,547,964	2,250,853	-36.56
CAMBODIA	150	0	-100.00	10	0	-100.00
BRUNEI DARUSSALAM	5,486	47	-99.14	68,225	1,240	-98.18
VIET NAM	426,652	535,025	25.40	4,123,910	3,433,133	-16.75
INDIA	0	12,420	-	0	122,318	-
PAKISTAN	25	0	-100.00	32	0	-100.00
SRI LANKA	0	400	-	0	1,325	-
IRAN (ISLAMIC REPUBLIC OF)	0	2,664	-	0	1,742	-
ISRAEL	0	6,751	-	0	44,565	-
KUWAIT	151	2,597	1,619.87	147	3,215	2,087.07
JORDAN	0	325	-	0	807	-
LEBANON	3,917	33,936	766.38	17,405	141,015	710.20
SYRIA ARAB REPUBLIC	101	183	81.19	977	85	-91.30
TURKEY	37,232	22,287	-40.14	48,401	128,962	166.44
UNITED ARAB EMIRATES	189,233	52,253	-72.39	802,122	413,742	-48.42
CYPRUS	36,489	82,051	124.87	288,601	224,746	-22.13
EGYPT	363,868	341,017	-6.28	2,236,139	2,411,542	7.84
MOROCCO	0	8,720	-	0	37,496	-
REUNION	183,335	117,893	-35.70	1,657,710	925,103	-44.19
SOUTH AFRICA	1,003	1,283	27.92	2,346	3,207	36.70
MAURITIUS	50,929	41,484	-18.55	319,244	301,070	-5.69
AUSTRALIA	293,741	250,669	-14.66	1,652,980	2,030,600	22.84
NEW ZEALAND	17,078	12,801	-25.04	95,930	62,613	-34.73
GUAM	660	0	-100.00	21,545	0	-100.00
AMERICAN SAMOA	5	0	-100.00	5	0	-100.00
EAST TIMOR	0	13,502	-	0	4,938	-
UNITED STATES	37,932,933	27,439,179	-27.66	279,459,542	182,953,278	-34.53
CANADA	275,479	162,928	-40.86	1,469,867	843,584	-42.61
SURINAME	0	33	-	0	161	-
VENEZUELA	0	295	-	0	526	-
BRAZIL	269	209	-22.30	246	108	-56.10
PERU	269	600	123.05	644	1,546	140.06
TRINIDAD AND TOBAGO	16,798	0	-100.00	112,030	0	-100.00
PUERTO RICO	645,396	983,285	52.35	4,269,047	5,874,600	37.61
DOMINICAN REPUBLIC	16,329	0	-100.00	109,920	0	-100.00
UNITED KINGDOM	3,697,756	2,830,766	-23.45	25,107,333	17,703,091	-29.49
NETHERLANDS	645,867	1,235,598	91.31	3,839,419	5,765,515	50.17
FRANCE	157,201	1,269,658	707.67	1,154,104	7,688,019	566.15
GERMANY, FED. REP. OF	1,190,362	403,293	-66.12	8,449,478	2,603,860	-69.18
AUSTRIA	210	2,708	1,189.52	1,348	4,566	238.72
BELGIUM	4,930,160	2,068,535	-58.04	33,338,587	13,419,824	-59.75
SWITZERLAND	66,712	127,968	91.82	422,321	869,964	106.00
DENMARK	105,050	100,663	-4.18	783,516	599,025	-23.55
NORWAY	812	2,390	194.33	786	4,478	469.72
SWEDEN	72,564	72,394	-0.23	623,980	584,638	-6.31
FINLAND	0	662	-	0	1,615	-
IRELAND	15,375	942	-93.87	244,715	2,358	-99.04
ITALY	1,069,706	1,314,190	22.86	3,945,689	3,820,538	-3.17
SPAIN	114,561	22,089	-80.72	932,729	107,672	-88.46
PORTUGAL	26,728	104,345	290.40	82,337	445,529	441.10
ICELAND	0	16,344	-	0	126,371	-
GREECE	11,537	11,191	-3.00	66,745	27,877	-58.23
HUNGARY	659	596	-9.56	1,244	787	-36.74

TABEL 5. PERKEMBANGAN EKSPOR INDONESIA MENURUT KOMODITI DAN NEGARA TUJUAN

JENIS BARANG	BERAT BERSIH (KG)		PERUB	NILAI FOB (US \$)		PERUB
	JAN-JUL 2008	JAN-JUL 2009	%	JAN-JUL 2008	JAN-JUL 2009	%
(1)	(2)	(3)	(4)	(5)	(6)	(7)
POLAND	174	2,507	1,340.80	379	4,882	1,188.13
ROMANIA	0	594	-	0	1,236	-
UKRAINE	26,647	897	-96.63	176,794	1,780	-98.99
LITHUANIA	127	371	192.13	530	543	2.45
ESTONIA	0	153	-	0	145	-
CROATIA	427	0	-100.00	693	0	-100.00
CZECH REPUBLIC	0	421	-	0	3,019	-
RUSSIA FEDERATION	110,734	36,460	-67.07	911,677	233,334	-74.41
TEH	51,097,759	51,457,597	0.70	73,344,119	81,772,055	11.49
JAPAN	680,827	914,724	34.35	1,066,299	1,841,319	72.68
HONG KONG	50,942	58,421	14.68	24,066	32,883	36.64
KOREA, REPUBLIC OF	12,287	277	-97.75	21,048	611	-97.10
TAIWAN	541,929	223,796	-58.70	603,229	306,073	-49.26
CHINA	234,610	127,630	-45.60	249,365	202,228	-18.90
PAPUA NEW GUINEA	0	10,080	-	0	21,192	-
THAILAND	0	1,200	-	0	1,624	-
SINGAPORE	321,994	380,444	18.15	458,877	596,604	30.01
MALAYSIA	4,644,203	4,405,022	-5.15	6,631,885	6,122,491	-7.68
BRUNEI DARUSSALAM	3,893	625	-83.95	4,645	405	-91.28
MALDIVES	154	0	-100.00	409	0	-100.00
INDIA	2,368,690	1,589,939	-32.88	2,876,285	2,644,729	-8.05
PAKISTAN	7,944,682	7,456,619	-6.14	13,554,062	13,615,221	0.45
SRI LANKA	239,140	87,880	-63.25	395,827	178,581	-54.88
AFGHANISTAN	378,555	174,230	-53.97	515,531	200,122	-61.18
IRAN (ISLAMIC REPUBLIC OF)	0	18,400	-	0	38,574	-
SAUDI ARABIA	197,252	212,466	7.71	290,414	309,280	6.50
ISRAEL	220,640	267,360	21.17	300,498	422,315	40.54
JORDAN	19,400	0	-100.00	29,356	0	-100.00
SYRIA ARAB REPUBLIC	8,000	0	-100.00	15,040	0	-100.00
TURKEY	308,920	238,160	-22.91	510,344	402,996	-21.03
UNITED ARAB EMIRATES	2,993,866	2,978,910	-0.50	3,962,624	4,461,392	12.59
EGYPT	758,620	649,860	-14.34	1,213,709	1,151,653	-5.11
SOMALIA	18,100	18,575	2.62	10,498	11,713	11.57
KENYA	234,000	295,200	26.15	140,400	248,510	77.00
DJIBOUTI	184,394	70,469	-61.78	120,778	63,458	-47.46
SOUTH AFRICA	226,680	144,000	-36.47	495,916	333,915	-32.67
AUSTRALIA	354,118	243,075	-31.36	524,001	435,194	-16.95
NEW ZEALAND	361,083	270,802	-25.00	405,464	299,047	-26.25
VANUATU	113	0	-100.00	171	0	-100.00
FIJI	75,060	86,000	14.58	104,704	137,520	31.34
SAMOA	3,350	4,132	23.34	5,050	7,500	48.51
EAST TIMOR	0	7,454	-	0	949	-
UNITED STATES	3,411,759	4,514,264	32.31	4,810,972	6,832,653	42.02
CANADA	411,681	232,888	-43.43	569,368	338,877	-40.48
SURINAME	0	434	-	0	2,067	-
CHILE	307,210	315,680	2.76	506,667	553,175	9.18
PUERTO RICO	0	540	-	0	864	-
UNITED KINGDOM	5,185,990	5,484,471	5.76	7,415,473	9,004,179	21.42
NETHERLANDS	2,136,114	1,922,524	-10.00	3,092,998	3,009,049	-2.71
FRANCE	20,111	0	-100.00	54,064	0	-100.00
GERMANY, FED. REP. OF	4,662,555	4,650,575	-0.26	5,591,936	6,043,311	8.07
BELGIUM	0	22,152	-	0	18,330	-
SWITZERLAND	327	0	-100.00	755	0	-100.00
DENMARK	37,600	9,400	-75.00	67,436	14,720	-78.17
SWEDEN	10,400	0	-100.00	10,483	0	-100.00
ITALY	22,571	0	-100.00	46,709	0	-100.00
POLAND	2,108,886	1,700,253	-19.38	3,503,871	2,915,403	-16.79
KAZAKHSTAN	72,000	47,040	-34.67	96,231	70,291	-26.96
KYRGYZSTAN	59,475	145,680	144.94	111,156	255,079	129.48
UKRAINE	374,342	1,066,698	184.95	489,687	1,595,380	225.80
UZBEKISTAN	76,800	21,000	-72.66	138,744	31,080	-77.60
LATVIA	98,448	52,732	-46.44	166,041	93,294	-43.81
CZECH REPUBLIC	1,921	0	-100.00	17,981	0	-100.00
RUSSIA FEDERATION	8,714,067	10,335,516	18.61	12,123,052	16,906,204	39.46
-LADA HITAM	26,204,612	21,894,745	-16.45	78,288,540	46,741,897	-40.30
JAPAN	277,732	233,997	-15.75	1,139,625	805,880	-29.29
HONG KONG	46,478	59,693	28.43	157,591	134,226	-14.83
KOREA, REPUBLIC OF	163,000	144,800	-11.17	595,345	359,839	-39.56
TAIWAN	77,000	350,000	354.55	114,900	784,005	582.34
CHINA	30,000	0	-100.00	108,995	0	-100.00
SINGAPORE	1,186,365	385,955	-67.47	3,152,792	733,730	-76.73
PHILIPPINES	136,341	118,320	-13.22	25,897	32,918	27.11
MALAYSIA	26,731	108,518	305.96	87,283	235,925	170.30

TABEL 5. PERKEMBANGAN EKSPOR INDONESIA MENURUT KOMODITI DAN NEGARA TUJUAN

JENIS BARANG	BERAT BERSIH (KG)		PERUB	NILAI FOB (US \$)		PERUB
	JAN-JUL 2008	JAN-JUL 2009	%	JAN-JUL 2008	JAN-JUL 2009	%
(1)	(2)	(3)	(4)	(5)	(6)	(7)
NEPAL	140,400	0	-100.00	481,409	0	-100.00
VIET NAM	2,033,330	2,581,575	26.96	6,881,600	5,800,480	-15.71
INDIA	3,337,500	3,774,010	13.08	11,253,452	8,292,087	-26.32
PAKISTAN	45,000	0	-100.00	143,400	0	-100.00
TURKEY	0	181,998	-	0	319,974	-
BENIN	19,050	0	-100.00	55,245	0	-100.00
SOUTH AFRICA	28,657	9,011	-68.56	13,378	6,549	-51.05
AUSTRALIA	239,791	180,000	-24.93	928,512	435,510	-53.10
UNITED STATES	16,412,755	12,500,881	-23.83	46,414,312	25,896,024	-44.21
CANADA	105,072	100,000	-4.83	364,656	208,817	-42.74
MEXICO	0	2,673	-	0	3,150	-
JAMAICA	0	50,000	-	0	112,902	-
DOMINICAN REPUBLIC	4,685	10,589	126.02	15,750	12,371	-21.45
NETHERLANDS	757,000	208,501	-72.46	2,673,866	453,538	-83.04
FRANCE	404,677	123,925	-69.38	1,396,739	276,569	-80.20
GERMANY, FED. REP. OF	157,375	150,000	-4.69	531,173	446,776	-15.89
BELGIUM	3,054	30,000	882.32	7,375	100,050	1,256.61
ITALY	61,000	63,000	3.28	226,804	145,652	-35.78
SPAIN	0	30,000	-	0	70,800	-
PORTUGAL	2,518	15,000	495.71	5,263	38,565	632.76
BULGARIA	34,949	32,299	-7.58	82,163	50,810	-38.16
UKRAINE	13,000	0	-100.00	48,750	0	-100.00
RUSSIA FEDERATION	461,152	450,000	-2.42	1,382,265	984,750	-28.76
-LADA PUTIH	11,783,824	6,630,688	-43.73	55,377,264	25,502,094	-53.95
JAPAN	945,090	345,000	-63.50	4,666,876	1,409,295	-69.80
HONG KONG	15,999	32,999	106.26	88,450	125,280	41.64
KOREA, REPUBLIC OF	16,765	12,494	-25.48	66,175	43,350	-34.49
TAIWAN	162,000	228,022	40.75	687,020	823,053	19.80
CHINA	34,000	0	-100.00	177,750	0	-100.00
SINGAPORE	2,244,040	1,272,020	-43.32	10,932,338	4,647,281	-57.49
PHILIPPINES	2,794	9,337	234.18	7,098	27,210	283.35
MALAYSIA	245,031	251,624	2.69	1,207,900	1,007,496	-16.59
VIET NAM	700,000	653,500	-6.64	3,434,768	2,564,927	-25.32
INDIA	526,600	156,000	-70.38	2,523,588	566,663	-77.55
PAKISTAN	3,688	1,352	-63.34	9,029	2,002	-77.83
NIGERIA	633	0	-100.00	4,900	0	-100.00
SOUTH AFRICA	449,000	0	-100.00	1,103,848	0	-100.00
AUSTRALIA	151,000	102,000	-32.45	789,818	410,110	-48.08
EAST TIMOR	0	1,409	-	0	138	-
UNITED STATES	2,655,000	1,223,497	-53.92	13,260,608	4,874,348	-63.24
CANADA	75,101	51,068	-32.00	389,156	206,625	-46.90
MEXICO	0	2,991	-	0	3,525	-
DOMINICAN REPUBLIC	19,511	0	-100.00	68,370	0	-100.00
UNITED KINGDOM	115,000	76,000	-33.91	342,140	304,465	-11.01
NETHERLANDS	1,506,000	852,379	-43.40	7,390,981	3,385,600	-54.19
FRANCE	100,000	153,000	53.00	530,560	586,356	10.52
GERMANY, FED. REP. OF	1,396,002	1,111,996	-20.34	5,774,275	4,154,450	-28.05
BELGIUM	255,000	49,000	-80.78	1,214,536	167,950	-86.17
DENMARK	15,000	15,000	0.00	75,000	58,500	-22.00
ITALY	66,000	30,000	-54.55	228,837	133,470	-41.67
SPAIN	49,000	0	-100.00	256,330	0	-100.00
PORTUGAL	20,570	0	-100.00	83,288	0	-100.00
BULGARIA	15,000	0	-100.00	63,625	0	-100.00
-KAYU MANIS DAN BUNGANYA	17,715,720	13,840,795	-21.87	15,503,906	11,440,850	-26.21
JAPAN	2,850	850	-70.18	4,451	1,160	-73.94
KOREA, REPUBLIC OF	142,451	162,568	14.12	108,561	139,383	28.39
TAIWAN	20,260	468	-97.69	8,638	113	-98.69
CHINA	0	250,850	-	0	140,365	-
THAILAND	1,156,356	665,916	-42.41	1,112,662	576,311	-48.20
SINGAPORE	422,802	222,948	-47.27	334,357	164,643	-50.76
PHILIPPINES	385	141	-63.38	952	443	-53.47
MALAYSIA	829,072	664,466	-19.85	752,166	547,788	-27.17
VIET NAM	31,000	36,000	16.13	22,765	21,600	-5.12
MALDIVES	450	974	116.44	874	2,064	136.16
INDIA	458,478	170,499	-62.81	412,768	131,835	-68.06
IRAN (ISLAMIC REPUBLIC OF)	0	10,000	-	0	6,000	-
SAUDI ARABIA	10,000	0	-100.00	9,690	0	-100.00
ISRAEL	115,000	43,384	-62.27	78,771	42,368	-46.21
JORDAN	15,747	23,155	47.04	17,539	14,350	-18.18
LEBANON	0	13,000	-	0	11,800	-
YEMEN	6,850	0	-100.00	3,768	0	-100.00
OMAN	12,450	0	-100.00	6,583	0	-100.00
SYRIA ARAB REPUBLIC	140,550	60,186	-57.18	95,493	47,780	-49.96

TABEL 5. PERKEMBANGAN EKSPOR INDONESIA MENURUT KOMODITI DAN NEGARA TUJUAN

JENIS BARANG	BERAT BERSIH (KG)		PERUB	NILAI FOB (US \$)		PERUB
	JAN-JUL 2008	JAN-JUL 2009	%	JAN-JUL 2008	JAN-JUL 2009	%
(1)	(2)	(3)	(4)	(5)	(6)	(7)
TURKEY	110,832	172,585	55.72	47,352	89,907	89.87
UNITED ARAB EMIRATES	318,517	459,142	44.15	190,038	252,081	32.65
EGYPT	78,089	142,469	82.44	75,788	115,532	52.44
LIBYAN ARAB JAMAHIRIYA	20,000	61,999	210.00	18,400	60,159	226.95
MOROCCO	441,500	62,000	-85.96	270,385	41,240	-84.75
TUNISIA	40,000	0	-100.00	41,979	0	-100.00
ALGERIA	187,870	244,242	30.01	180,835	196,206	8.50
REUNION	280	0	-100.00	133	0	-100.00
SOUTH AFRICA	66,529	20,000	-69.94	63,665	11,000	-82.72
MAURITIUS	6,009	31,498	424.18	4,815	26,700	454.52
AUSTRALIA	18,252	20,468	12.14	26,850	26,278	-2.13
NEW ZEALAND	0	17	-	0	286	-
UNITED STATES	7,241,692	6,451,546	-10.91	6,551,360	5,765,897	-11.99
CANADA	301,344	146,129	-51.51	262,652	128,863	-50.94
MEXICO	18,000	102,000	466.67	14,400	55,447	285.05
GUATEMALA	0	1,294	-	0	1,672	-
PANAMA	10,000	35,000	250.00	17,350	34,575	99.28
SURINAME	207	358	72.95	810	1,880	132.10
CHILE	0	7,650	-	0	1,771	-
VENEZUELA	308,161	152,900	-50.38	266,535	132,981	-50.11
ARGENTINA	73	4,162	5,601.37	202	2,980	1,375.25
BRAZIL	773,498	443,939	-42.61	618,655	320,950	-48.12
COLOMBIA	46,000	0	-100.00	28,830	0	-100.00
URUGUAY	0	8,300	-	0	5,000	-
DOMINICAN REPUBLIC	762,408	773,941	1.51	552,064	547,697	-0.79
DOMINICA	72,000	0	-100.00	17,280	0	-100.00
UNITED KINGDOM	23,000	10,625	-53.80	18,490	5,534	-70.07
NETHERLANDS	1,150,723	438,152	-61.92	908,559	290,810	-67.99
FRANCE	498,223	458,524	-7.97	450,601	406,045	-9.89
GERMANY, FED. REP. OF	630,422	362,720	-42.46	651,588	313,425	-51.90
AUSTRIA	46	0	-100.00	144	0	-100.00
BELGIUM	360,975	75,270	-79.15	339,731	50,921	-85.01
NORWAY	0	18,000	-	0	14,985	-
SWEDEN	14,558	9,163	-37.06	20,325	12,075	-40.59
IRELAND	15,000	0	-100.00	102,975	0	-100.00
ITALY	72,920	34,932	-52.10	86,560	45,994	-46.86
SPAIN	97,000	77,250	-20.36	66,038	55,754	-15.57
PORTUGAL	145,000	171,314	18.15	171,112	203,750	19.07
GREECE	302,190	230,128	-23.85	301,973	189,736	-37.17
POLAND	99,681	152,000	52.49	71,971	95,181	32.25
ROMANIA	0	1,000	-	0	1,450	-
BULGARIA	0	21,499	-	0	13,450	-
UKRAINE	0	17,584	-	0	9,204	-
LITHUANIA	0	828	-	0	790	-
CROATIA	0	17,763	-	0	14,681	-
RUSSIA FEDERATION	120,020	76,999	-35.84	93,423	49,960	-46.52
-BIJI PALA & BUNGANYA DAN KAPU	10,229,874	10,728,402	4.87	34,460,288	30,150,247	-12.51
JAPAN	294,480	298,610	1.40	2,171,886	2,175,064	0.15
HONG KONG	2,515	31,005	1,132.80	21,795	148,050	579.28
KOREA, REPUBLIC OF	218,657	224,644	2.74	362,991	391,927	7.97
TAIWAN	598	51,458	8,505.02	1,503	41,887	2,686.89
CHINA	18,477	38,035	105.85	10,324	36,700	255.48
THAILAND	113,534	79,602	-29.89	539,926	429,179	-20.51
SINGAPORE	663,534	331,992	-49.97	3,742,822	1,976,542	-47.19
PHILIPPINES	24,106	37,517	55.63	75,876	95,844	26.32
MALAYSIA	554,767	465,614	-16.07	1,684,487	530,986	-68.48
MYANMAR (FORM. BURMA)	6,247	0	-100.00	21,106	0	-100.00
VIET NAM	3,441,486	5,085,419	47.77	5,851,869	7,691,439	31.44
MALDIVES	121	0	-100.00	163	0	-100.00
INDIA	557,870	561,963	0.73	2,065,400	1,827,031	-11.54
PAKISTAN	109,802	86,222	-21.48	605,750	436,978	-27.86
BANGLADESH	51,198	84,545	65.13	270,648	554,670	104.94
AFGHANISTAN	8,000	0	-100.00	64,000	0	-100.00
IRAN (ISLAMIC REPUBLIC OF)	0	57,000	-	0	40,661	-
SAUDI ARABIA	0	19,683	-	0	12,981	-
KUWAIT	0	1,555	-	0	5,450	-
JORDAN	3,275	5,916	80.64	8,115	7,357	-9.34
LEBANON	0	13,499	-	0	58,675	-
YEMEN	3,146	0	-100.00	9,778	0	-100.00
UNITED ARAB EMIRATES	138,411	36,197	-73.85	427,784	50,658	-88.16
EGYPT	14,445	0	-100.00	51,421	0	-100.00
MOROCCO	80,376	64,757	-19.43	303,630	325,445	7.18
GHANA	29,999	29,998	0.00	166,800	180,750	8.36
NIGERIA	46,738	38,998	-16.56	171,800	100,700	-41.39

TABEL 5. PERKEMBANGAN EKSPOR INDONESIA MENURUT KOMODITI DAN NEGARA TUJUAN

JENIS BARANG	BERAT BERSIH (KG)		PERUB	NILAI FOB (US \$)		PERUB
	JAN-JUL 2008	JAN-JUL 2009	%	JAN-JUL 2008	JAN-JUL 2009	%
(1)	(2)	(3)	(4)	(5)	(6)	(7)
BENIN	39,851	18,000	-54.83	11,238	14,400	28.14
SOUTH AFRICA	0	14,500	-	0	92,800	-
AUSTRALIA	70,139	128,485	83.19	270,555	524,835	93.98
EAST TIMOR	0	2,478	-	0	362	-
UNITED STATES	799,968	788,484	-1.44	2,641,320	2,866,090	8.51
CANADA	27,950	46,284	65.60	88,139	144,577	64.03
MEXICO	11,821	15,057	27.38	8,827	21,556	144.21
CHILE	14,168	0	-100.00	67,315	0	-100.00
ARGENTINA	216,210	140,957	-34.81	305,539	321,773	5.31
BRAZIL	31,040	51,981	67.46	145,474	92,145	-36.66
DOMINICAN REPUBLIC	20,355	26,767	31.50	72,125	71,944	-0.25
UNITED KINGDOM	2,488	4,953	99.08	10,117	9,602	-5.09
NETHERLANDS	1,192,961	688,155	-42.32	4,939,521	3,071,138	-37.83
FRANCE	25,179	41,023	62.93	197,772	301,684	52.54
GERMANY, FED. REP. OF	365,197	401,274	9.88	1,956,830	2,004,117	2.42
AUSTRIA	16	0	-100.00	53	0	-100.00
BELGIUM	480,902	368,478	-23.38	2,628,255	1,778,085	-32.35
SWITZERLAND	1	0	-100.00	1	0	-100.00
ITALY	294,723	164,499	-44.19	1,525,890	996,067	-34.72
SPAIN	103,475	85,299	-17.57	503,265	389,632	-22.58
PORTUGAL	0	14,500	-	0	53,938	-
UKRAINE	28,500	0	-100.00	91,370	0	-100.00
RUSSIA FEDERATION	123,148	82,999	-32.60	366,808	276,528	-24.61
-PANILI	89,967	104,179	15.80	1,135,328	1,150,581	1.34
JAPAN	281	100	-64.41	4,770	3,435	-27.99
HONG KONG	166	25	-84.94	2,110	622	-70.52
TAIWAN	45	49	8.89	1,846	105	-94.31
CHINA	1,205	3,901	223.73	28,444	53,545	88.25
SINGAPORE	520	8,049	1,447.88	4,032	95,353	2,264.91
MALAYSIA	3,464	2,646	-23.61	10,213	4,129	-59.57
TURKEY	0	183	-	0	5,576	-
AUSTRALIA	402	703	74.88	9,576	15,029	56.94
NEW ZEALAND	0	204	-	0	5,316	-
UNITED STATES	66,141	45,930	-30.56	723,864	547,919	-24.31
CANADA	1	8,999	899,800.00	2	128,790	6,439,400.00
MEXICO	50	0	-100.00	200	0	-100.00
DOMINICA	270	150	-44.44	8,120	3,473	-57.23
UNITED KINGDOM	2,475	849	-65.70	57,285	19,149	-66.57
NETHERLANDS	10,000	29,687	196.87	205,000	218,707	6.69
FRANCE	400	0	-100.00	3,300	0	-100.00
GERMANY, FED. REP. OF	4,547	2,601	-42.80	76,566	45,828	-40.15
SWITZERLAND	0	103	-	0	3,605	-
-LAINNYA	11,005,760	9,623,459	-12.56	12,923,263	11,174,095	-13.54
JAPAN	278,516	270,957	-2.71	313,956	559,210	78.12
HONG KONG	18,482	27,117	46.72	120,673	159,239	31.96
KOREA, REPUBLIC OF	23,858	2,286	-90.42	37,971	7,776	-79.52
TAIWAN	66,520	186,153	179.85	199,032	474,349	138.33
CHINA	160,946	35,582	-77.89	31,742	11,106	-65.01
THAILAND	27,038	20,215	-25.23	99,149	97,085	-2.08
SINGAPORE	793,833	570,884	-28.09	1,003,093	288,494	-71.24
PHILIPPINES	50,819	122	-99.76	18,581	384	-97.93
MALAYSIA	1,734,508	646,352	-62.74	1,230,524	851,994	-30.76
MYANMAR (FORM. BURMA)	6,738	12,000	78.09	22,763	4,420	-80.58
BRUNEI DARUSSALAM	29,574	5,840	-80.25	59,098	7,683	-87.00
NEPAL	45,558	0	-100.00	51,066	0	-100.00
VIET NAM	1,080,334	1,058,914	-1.98	1,273,230	1,125,285	-11.62
MALDIVES	21	0	-100.00	86	0	-100.00
INDIA	1,527,722	1,904,052	24.63	2,627,147	2,187,127	-16.75
PAKISTAN	473,231	75,963	-83.95	236,869	64,902	-72.60
BANGLADESH	2,352,276	2,944,420	25.17	906,400	1,288,457	42.15
IRAN (ISLAMIC REPUBLIC OF)	0	32,360	-	0	163,051	-
SAUDI ARABIA	494,327	406,434	-17.78	826,833	794,994	-3.85
ISRAEL	10,000	36,350	263.50	2,300	13,965	507.17
KUWAIT	0	6,492	-	0	22,753	-
JORDAN	37,160	35,825	-3.59	32,820	12,693	-61.33
YEMEN	18,114	0	-100.00	53,325	0	-100.00
SYRIA ARAB REPUBLIC	147,050	101,564	-30.93	37,460	39,448	5.31
UNITED ARAB EMIRATES	372,022	99,226	-73.33	246,505	111,990	-54.57
BAHRAIN	8,000	0	-100.00	1,200	0	-100.00
EGYPT	283,291	23,832	-91.59	168,187	20,466	-87.83
MOROCCO	0	18,767	-	0	34,750	-
ALGERIA	0	9,176	-	0	11,500	-
TANZANIA, UNITED REPUBLIC OF	45	0	-100.00	10	0	-100.00

TABEL 5. PERKEMBANGAN EKSPOR INDONESIA MENURUT KOMODITI DAN NEGARA TUJUAN

JENIS BARANG	BERAT BERSIH (KG)		PERUB	NILAI FOB (US \$)		PERUB
	JAN-JUL 2008	JAN-JUL 2009	%	JAN-JUL 2008	JAN-JUL 2009	%
(1)	(2)	(3)	(4)	(5)	(6)	(7)
TOGO	24,143	0	-100.00	86,195	0	-100.00
SOUTH AFRICA	57,520	15,920	-72.32	18,748	7,120	-62.02
AUSTRALIA	36,044	67,970	88.58	129,186	141,262	9.35
NEW ZEALAND	4,020	1,899	-52.76	33,412	10,308	-69.15
MICRONESIA, FEDERATED STATES	94	0	-100.00	154	0	-100.00
EAST TIMOR	0	829	-	0	206	-
UNITED STATES	342,334	349,058	1.96	1,489,802	965,948	-35.16
CANADA	12,092	141	-98.83	13,112	464	-96.46
MEXICO	4,178	3,185	-23.77	3,120	3,930	25.96
ARGENTINA	0	1,140	-	0	2,897	-
BRAZIL	24,780	24,908	0.52	121,809	133,227	9.37
UNITED KINGDOM	33,028	4,296	-86.99	129,070	9,529	-92.62
NETHERLANDS	239,465	205,067	-14.36	288,557	282,196	-2.20
FRANCE	70,083	148,904	112.47	563,706	969,650	72.01
GERMANY, FED. REP. OF	19,482	22,630	16.16	18,343	61,317	234.28
AUSTRIA	143	0	-100.00	453	0	-100.00
BELGIUM	25,013	235,398	841.10	20,262	222,598	998.60
SWITZERLAND	809	94	-88.38	2,838	678	-76.11
ITALY	319	1,023	220.69	1,025	3,852	275.80
SPAIN	46,521	0	-100.00	376,688	0	-100.00
PORTUGAL	1,441	0	-100.00	3,013	0	-100.00
GREECE	3	0	-100.00	9	0	-100.00
POLAND	11,533	0	-100.00	5,353	0	-100.00
UKRAINE	8,050	10,114	25.64	16,076	5,792	-63.97
LATVIA	4,674	0	-100.00	2,283	0	-100.00
CROATIA	8	0	-100.00	29	0	-100.00
TEBAKAU	15,418,959	21,681,956	40.62	40,630,383	63,908,674	57.29
JAPAN	20,380	30,000	47.20	41,595	60,000	44.25
KOREA, REPUBLIC OF	0	97,200	-	0	68,040	-
TAIWAN	0	207,000	-	0	4,910	-
CHINA	328,730	493,342	50.08	1,966,668	2,668,805	35.70
SINGAPORE	4,067	261,069	6,319.20	4,429	1,181,831	26,583.92
PHILIPPINES	1,298,114	985,530	-24.08	2,742,813	1,937,809	-29.35
MALAYSIA	1,019,454	2,349,986	130.51	2,824,757	9,926,797	251.42
CAMBODIA	4,800	57,600	1,100.00	3,600	8,064	124.00
VIET NAM	399,968	9,999	-97.50	353,620	10,250	-97.10
SRI LANKA	324,735	165,879	-48.92	4,947,368	2,825,645	-42.89
YEMEN	9	0	-100.00	60	0	-100.00
UNITED ARAB EMIRATES	227,400	0	-100.00	530,910	0	-100.00
EGYPT	981,242	2,431,718	147.82	1,730,901	5,147,127	197.37
MOROCCO	0	71,280	-	0	74,844	-
TUNISIA	319,800	119,800	-62.54	609,696	322,670	-47.08
ALGERIA	0	125,000	-	0	175,635	-
CAMEROON	0	34,560	-	0	13,133	-
SENEGAL	0	40,014	-	0	62,022	-
MAURITANIA	0	20,000	-	0	75,600	-
GAMBIA	0	10,000	-	0	24,800	-
SOUTH AFRICA	219,199	496,562	126.53	344,122	1,673,099	386.19
AUSTRALIA	76,800	185,245	141.20	449,280	404,190	-10.04
SAINT VINCENT AND THE GRENADI	0	18,000	-	0	11,700	-
UNITED STATES	2,607,252	2,389,437	-8.35	3,401,180	4,369,042	28.46
HONDURAS	77,610	18,030	-76.77	301,729	135,054	-55.24
NICARAGUA	180,881	233,319	28.99	671,105	1,753,928	161.35
CHILE	0	57,600	-	0	20,160	-
BRAZIL	5	0	-100.00	7	0	-100.00
PARAGUAY	136,620	160,000	17.11	351,987	228,800	-35.00
PUERTO RICO	486,337	324,008	-33.38	974,380	928,494	-4.71
DOMINICAN REPUBLIC	231,834	215,933	-6.86	2,293,146	2,914,215	27.08
EL SALVADOR	0	9,000	-	0	71,211	-
UNITED KINGDOM	249,577	39,600	-84.13	443,029	134,640	-69.61
NETHERLANDS	618,316	1,141,425	84.60	1,469,652	3,232,165	119.93
FRANCE	174,916	567,415	224.39	472,164	1,449,076	206.90
GERMANY, FED. REP. OF	469,944	708,426	50.75	3,987,392	4,097,033	2.75
BELGIUM	1,678,493	4,245,869	152.96	6,763,754	11,723,223	73.32
SWITZERLAND	62,940	135,711	115.62	242,796	542,870	123.59
DENMARK	0	195,963	-	0	630,864	-
IRELAND	0	316,800	-	0	1,018,710	-
ITALY	72,377	672,485	829.14	166,218	1,754,145	955.33
SPAIN	163,169	182,865	12.07	374,500	851,641	127.41
GREECE	0	99,000	-	0	25,800	-
POLAND	0	158,400	-	0	228,560	-
BELARUS	0	39,491	-	0	35,147	-
UKRAINE	133,920	171,159	27.81	171,416	282,777	64.97
LITHUANIA	0	80,307	-	0	70,268	-

TABEL 5. PERKEMBANGAN EKSPOR INDONESIA MENURUT KOMODITI DAN NEGARA TUJUAN

JENIS BARANG	BERAT BERSIH (KG)		PERUB	NILAI FOB (US \$)		PERUB
	JAN-JUL 2008	JAN-JUL 2009	%	JAN-JUL 2008	JAN-JUL 2009	%
(1)	(2)	(3)	(4)	(5)	(6)	(7)
LATVIA	60,000	0	-100.00	43,200	0	-100.00
RUSSIA FEDERATION	2,790,070	1,309,929	-53.05	1,952,909	733,880	-62.42
BIJI COKLAT	225,102,188	218,647,416	-2.87	485,125,463	494,706,298	1.97
JAPAN	110,975	415,000	273.96	309,967	1,100,083	254.90
KOREA, REPUBLIC OF	3	0	-100.00	17	0	-100.00
TAIWAN	1,258	0	-100.00	2,387	0	-100.00
CHINA	10,343,535	5,183,580	-49.89	21,786,553	11,296,227	-48.15
THAILAND	5,081,477	4,679,462	-7.91	10,404,240	10,577,953	1.67
SINGAPORE	27,297,622	32,203,699	17.97	63,151,988	73,757,005	16.79
MALAYSIA	134,439,916	96,966,040	-27.87	281,430,890	221,284,402	-21.37
INDIA	650,000	1,000,000	53.85	1,341,274	2,078,460	54.96
SRI LANKA	45,000	0	-100.00	132,800	0	-100.00
UNITED ARAB EMIRATES	1	0	-100.00	1	0	-100.00
SUDAN	0	75,000	-	0	180,450	-
MAURITIUS	0	3,000,000	-	0	6,450,000	-
SAMOA	0	3,600	-	0	9,720	-
UNITED STATES	18,612,496	53,597,588	187.97	44,453,596	118,947,333	167.58
CANADA	7,500,000	0	-100.00	13,013,755	0	-100.00
MEXICO	25,000	0	-100.00	54,165	0	-100.00
BRAZIL	20,417,590	17,434,833	-14.61	47,694,235	39,267,471	-17.67
COSTA RICA	16,000	16,000	0.00	11,840	14,310	20.86
UNITED KINGDOM	500	0	-100.00	32	0	-100.00
NETHERLANDS	75,069	1,799,489	2,297.11	216,154	4,148,766	1,819.36
FRANCE	61,706	0	-100.00	101,882	0	-100.00
GERMANY, FED. REP. OF	325,004	2,010,625	518.65	940,456	4,955,655	426.94
BELGIUM	0	12,500	-	0	50,938	-
SWITZERLAND	0	200,000	-	0	473,800	-
DENMARK	4	0	-100.00	11	0	-100.00
ITALY	32	50,000	156,150.00	112	113,725	101,440.18
SPAIN	99,000	0	-100.00	79,108	0	-100.00
-IKAN TONGKOL/TUNA	41,955,113	45,937,712	9.49	89,064,018	95,513,412	7.24
JAPAN	9,352,648	12,617,830	34.91	38,419,582	47,876,223	24.61
HONG KONG	1,875,508	910,783	-51.44	2,383,731	1,342,058	-43.70
KOREA, REPUBLIC OF	1,015,166	582,346	-42.64	1,887,770	1,054,047	-44.16
TAIWAN	1,534,782	2,799,495	82.40	2,284,539	3,417,335	49.59
CHINA	3,692,616	3,390,336	-8.19	2,092,439	1,899,836	-9.20
THAILAND	11,606,761	13,930,403	20.02	14,257,362	10,676,762	-25.11
SINGAPORE	1,007,600	1,120,700	11.22	2,315,694	2,505,919	8.21
PHILIPPINES	467,296	86,670	-81.45	305,129	83,473	-72.64
MALAYSIA	636,753	477,208	-25.06	1,157,628	601,540	-48.04
VIET NAM	5,111,921	3,252,921	-36.37	4,642,790	4,472,367	-3.67
SRI LANKA	101,601	177,725	74.92	148,755	174,198	17.10
IRAN (ISLAMIC REPUBLIC OF)	0	290,362	-	0	341,113	-
ISRAEL	190,023	224,627	18.21	272,093	352,305	29.48
KUWAIT	1,990	3,339	67.79	15,572	13,810	-11.32
JORDAN	613	1,100	79.45	7,020	12,870	83.33
LEBANON	12,627	14,342	13.58	42,603	52,787	23.90
OMAN	52,000	0	-100.00	57,450	0	-100.00
UNITED ARAB EMIRATES	29,532	94,404	219.67	94,748	254,051	168.13
BAHRAIN	0	200	-	0	2,000	-
EGYPT	494,739	898,000	81.51	459,794	744,262	61.87
LIBYAN ARAB JAMAHIRIYA	0	315,000	-	0	1,248,930	-
TUNISIA	0	266,127	-	0	284,279	-
REUNION	12,000	0	-100.00	54,960	0	-100.00
SOUTH AFRICA	260,000	7	-100.00	372,840	10	-100.00
MAURITIUS	86,281	66,051	-23.45	227,243	118,924	-47.67
AUSTRALIA	79,753	94,695	18.74	289,846	225,502	-22.20
NEW ZEALAND	27,000	77,004	185.20	97,000	111,795	15.25
EAST TIMOR	0	3,588	-	0	6,341	-
UNITED STATES	3,148,362	3,585,608	13.89	13,833,979	15,696,350	13.46
CANADA	93,453	27,640	-70.42	688,879	57,680	-91.63
MEXICO	124,789	22,625	-81.87	824,346	189,288	-77.04
PANAMA	0	28,000	-	0	20,200	-
PERU	0	51,405	-	0	75,016	-
PUERTO RICO	0	14,257	-	0	77,421	-
DOMINICAN REPUBLIC	0	42,928	-	0	70,189	-
UNITED KINGDOM	13,484	52,600	290.09	44,380	395,333	790.79
NETHERLANDS	307,589	82,575	-73.15	187,176	123,605	-33.96
FRANCE	15,898	8,866	-44.23	50,202	30,020	-40.20
GERMANY, FED. REP. OF	34,859	40,360	15.78	263,065	63,132	-76.00
AUSTRIA	11,691	24,220	107.17	11,691	24,220	107.17
BELGIUM	146,189	82,405	-43.63	373,631	394,144	5.49
SWITZERLAND	0	1,210	-	0	5,738	-

TABEL 5. PERKEMBANGAN EKSPOR INDONESIA MENURUT KOMODITI DAN NEGARA TUJUAN

JENIS BARANG	BERAT BERSIH (KG)		PERUB	NILAI FOB (US \$)		PERUB
	JAN-JUL 2008	JAN-JUL 2009	%	JAN-JUL 2008	JAN-JUL 2009	%
(1)	(2)	(3)	(4)	(5)	(6)	(7)
FINLAND	16,080	30,239	88.05	207,774	89,820	-56.77
ITALY	257,427	30,742	-88.06	452,672	68,642	-84.84
GREECE	21,960	0	-100.00	42,608	0	-100.00
UKRAINE	5,199	318	-93.88	12,340	1,620	-86.87
SLOVENIA	0	24,630	-	0	24,630	-
RUSSIA FEDERATION	108,923	91,821	-15.70	184,687	233,627	26.50
-UBUR-UBUR	5,197,619	2,799,456	-46.14	9,667,683	5,246,385	-45.73
JAPAN	1,228,147	957,675	-22.02	3,239,724	2,007,349	-38.04
HONG KONG	128,883	83,755	-35.01	437,402	263,257	-39.81
KOREA, REPUBLIC OF	388,137	469,297	20.91	748,283	801,186	7.07
TAIWAN	351,345	481,898	37.16	532,664	725,346	36.17
CHINA	202,016	104,249	-48.40	91,962	112,965	22.84
MACAU	338	0	-100.00	1,058	0	-100.00
THAILAND	44,977	590	-98.69	34,995	2,241	-93.60
SINGAPORE	81,225	12,746	-84.31	95,893	32,601	-66.00
MALAYSIA	157,001	42,080	-73.20	134,508	47,355	-64.79
VIET NAM	663,113	144,669	-78.18	420,924	151,974	-63.90
IRAN (ISLAMIC REPUBLIC OF)	369	10	-97.29	1,292	103	-92.03
SAUDI ARABIA	0	8,500	-	0	2,848	-
ISRAEL	6,816	1,089	-84.02	25,241	630	-97.50
KUWAIT	1,656	0	-100.00	2,859	0	-100.00
JORDAN	1,564	0	-100.00	3,531	0	-100.00
LEBANON	133	0	-100.00	659	0	-100.00
SYRIA ARAB REPUBLIC	183	0	-100.00	1,040	0	-100.00
TURKEY	2,935	0	-100.00	4,502	0	-100.00
UNITED ARAB EMIRATES	1,918	1,412	-26.38	1,536	2,795	81.97
CYPRUS	38	0	-100.00	378	0	-100.00
SOUTH AFRICA	114,163	59,901	-47.53	338,152	201,434	-40.43
MAURITIUS	129	120	-6.98	775	602	-22.32
AUSTRALIA	5,295	3,749	-29.20	18,996	14,592	-23.18
NEW ZEALAND	278	180	-35.25	569	283	-50.26
UNITED STATES	939,759	131,371	-86.02	2,045,319	298,853	-85.39
CANADA	231,699	155,746	-32.78	523,754	388,954	-25.74
VENEZUELA	117	0	-100.00	200	0	-100.00
ARGENTINA	752	103	-86.30	2,000	880	-56.00
BRAZIL	2,642	0	-100.00	1,629	0	-100.00
PERU	314	0	-100.00	722	0	-100.00
DOMINICA	68	0	-100.00	879	0	-100.00
UNITED KINGDOM	93,001	19,705	-78.81	123,237	12,209	-90.09
NETHERLANDS	61,776	12,126	-80.37	105,245	12,960	-87.69
FRANCE	203,864	31,815	-84.39	316,113	36,233	-88.54
GERMANY, FED. REP. OF	103,976	25,710	-75.27	118,183	25,087	-78.77
AUSTRIA	5,789	1,035	-82.12	10,196	2,575	-74.74
BELGIUM	48,621	25,980	-46.57	125,246	49,819	-60.22
SWITZERLAND	2,599	565	-78.26	3,782	866	-77.10
DENMARK	7,933	107	-98.65	4,435	263	-94.07
NORWAY	781	0	-100.00	1,132	0	-100.00
SWEDEN	5,758	303	-94.74	6,958	507	-92.71
FINLAND	0	142	-	0	199	-
ITALY	58,799	16,351	-72.19	83,038	43,685	-47.39
SPAIN	6,387	29	-99.55	6,519	225	-96.55
PORTUGAL	3,358	0	-100.00	3,375	0	-100.00
ICELAND	0	34	-	0	119	-
GREECE	2,576	1,216	-52.80	5,744	1,411	-75.44
HUNGARY	3,498	93	-97.34	5,892	45	-99.24
POLAND	4,606	1,407	-69.45	3,838	1,340	-65.09
ROMANIA	410	0	-100.00	856	0	-100.00
BULGARIA	22	114	418.18	125	488	290.40
UKRAINE	1,681	0	-100.00	2,311	0	-100.00
LITHUANIA	2,552	0	-100.00	3,168	0	-100.00
ESTONIA	619	0	-100.00	768	0	-100.00
CROATIA	108	0	-100.00	1,335	0	-100.00
MALTA	27	0	-100.00	194	0	-100.00
CZECH REPUBLIC	2,897	1,913	-33.97	5,871	1,375	-76.58
RUSSIA FEDERATION	19,971	1,671	-91.63	18,676	731	-96.09
-KEPITING, KERANG-KERANGAN	31,735,043	26,194,904	-17.46	111,084,550	71,911,710	-35.26
JAPAN	850,825	663,852	-21.98	2,527,709	2,777,618	9.89
HONG KONG	2,849,426	1,353,662	-52.49	7,748,903	3,314,756	-57.22
KOREA, REPUBLIC OF	2,147,801	1,210,250	-43.65	5,277,060	3,752,756	-28.89
TAIWAN	1,778,326	3,269,981	83.88	3,226,783	4,883,665	51.35
CHINA	1,823,072	4,519,667	147.91	2,822,767	3,083,468	9.24
MACAU	6,189	9,393	51.77	6,283	9,697	54.34
THAILAND	461,091	784,376	70.11	827,933	514,086	-37.91

TABEL 5. PERKEMBANGAN EKSPOR INDONESIA MENURUT KOMODITI DAN NEGARA TUJUAN

JENIS BARANG	BERAT BERSIH (KG)		PERUB	NILAI FOB (US \$)		PERUB
	JAN-JUL 2008	JAN-JUL 2009	%	JAN-JUL 2008	JAN-JUL 2009	%
(1)	(2)	(3)	(4)	(5)	(6)	(7)
SINGAPORE	1,872,836	1,633,186	-12.80	4,536,919	4,330,792	-4.54
PHILIPPINES	1,354	6,876	407.83	32,788	39,116	19.30
MALAYSIA	2,487,824	1,697,935	-31.75	5,274,666	2,116,959	-59.87
VIET NAM	5,906,218	1,299,223	-78.00	4,483,343	1,121,455	-74.99
INDIA	511,187	181,347	-64.52	1,020,805	203,879	-80.03
SRI LANKA	27,020	92,500	242.34	9,457	12,950	36.94
SAUDI ARABIA	27,600	0	-100.00	36,594	0	-100.00
ISRAEL	91	0	-100.00	530	0	-100.00
LEBANON	0	33,651	-	0	114,528	-
TURKEY	34,029	185,656	445.58	45,580	273,971	501.08
UNITED ARAB EMIRATES	9,012	0	-100.00	16,410	0	-100.00
CYPRUS	46,103	182,419	295.68	98,834	507,941	413.93
EGYPT	118,853	51,465	-56.70	150,980	78,838	-47.78
GAMBIA	31,680	0	-100.00	30,096	0	-100.00
SOUTH AFRICA	7,105	9,083	27.84	19,600	12,070	-38.42
MAURITIUS	44,692	138,947	210.90	121,149	297,297	145.40
AUSTRALIA	145,076	249,323	71.86	986,160	938,646	-4.82
NEW ZEALAND	45	0	-100.00	222	0	-100.00
UNITED STATES	4,374,461	3,471,522	-20.64	54,018,284	29,500,811	-45.39
CANADA	164,066	155,519	-5.21	1,014,530	681,619	-32.81
MEXICO	144,042	209,341	45.33	321,250	389,615	21.28
HONDURAS	0	10,886	-	0	23,400	-
PANAMA	80,153	80,238	0.11	243,946	277,445	13.73
URUGUAY	0	27,976	-	0	12,589	-
PUERTO RICO	117,470	409,004	248.18	403,700	1,439,640	256.61
DOMINICAN REPUBLIC	7,715	7,554	-2.09	47,978	25,285	-47.30
MARTINIQUE	10,431	8,140	-21.96	24,248	13,884	-42.74
GUADELOUPE	0	15,000	-	0	26,200	-
UNITED KINGDOM	43,862	22,103	-49.61	655,152	176,351	-73.08
NETHERLANDS	207,160	67,172	-67.57	1,398,237	476,988	-65.89
FRANCE	65,699	61,948	-5.71	118,284	176,683	49.37
GERMANY, FED. REP. OF	38,368	128,511	234.94	115,428	337,065	192.01
AUSTRIA	325	8	-97.54	720	33	-95.42
BELGIUM	73,906	91,625	23.98	154,374	375,169	143.03
SWITZERLAND	935	4,796	412.94	895	12,829	1,333.41
DENMARK	15	75	400.00	15	488	3,153.33
SWEDEN	43	0	-100.00	250	0	-100.00
ITALY	4,134,274	3,426,925	-17.11	10,264,523	8,516,783	-17.03
SPAIN	397,493	48,110	-87.90	1,117,680	109,970	-90.16
PORTUGAL	303,045	253,531	-16.34	851,125	570,924	-32.92
GREECE	283,061	0	-100.00	782,059	0	-100.00
ALBANIA	0	15,680	-	0	66,055	-
CROATIA	18,278	73,549	302.39	53,491	227,724	325.72
MALTA	9,602	32,769	241.27	23,775	89,412	276.08
RUSSIA FEDERATION	73,184	130	-99.82	173,035	260	-99.85
-BEKICOT	2,059,355	1,572,661	-23.63	5,847,698	4,249,297	-27.33
JAPAN	0	120	-	0	31	-
HONG KONG	639,236	391,463	-38.76	3,270,535	2,028,475	-37.98
KOREA, REPUBLIC OF	29,761	35,353	18.79	78,215	97,219	24.30
TAIWAN	810,377	626,297	-22.72	997,040	742,939	-25.49
CHINA	1,530	3,500	128.76	6,120	3,500	-42.81
MACAU	4,023	1,290	-67.93	4,083	1,290	-68.41
THAILAND	9,160	8,697	-5.05	7,610	6,539	-14.07
SINGAPORE	52,375	120,597	130.26	143,265	279,175	94.87
MALAYSIA	21,249	44,902	111.31	14,751	30,362	105.83
SOUTH AFRICA	140,416	85,556	-39.07	377,443	262,650	-30.41
AUSTRALIA	0	42	-	0	127	-
UNITED STATES	34,998	14,225	-59.35	101,365	44,677	-55.92
CANADA	211,669	145,623	-31.20	482,017	404,863	-16.01
MEXICO	9,569	0	-100.00	24,700	0	-100.00
FRANCE	70,994	94,996	33.81	253,854	347,450	36.87
BELGIUM	23,998	0	-100.00	86,700	0	-100.00
-IKAN LAINNYA	118,207,004	158,004,067	33.67	171,676,018	181,055,562	5.46
JAPAN	9,101,060	10,172,873	11.78	28,733,552	28,026,678	-2.46
HONG KONG	6,204,904	5,317,573	-14.30	19,140,776	22,468,789	17.39
KOREA, REPUBLIC OF	5,078,649	6,295,073	23.95	7,126,975	8,315,473	16.68
TAIWAN	8,974,685	5,211,942	-41.93	6,422,939	7,645,080	19.03
CHINA	10,683,928	53,606,039	401.74	9,312,137	21,234,148	128.03
MACAU	3,972	2,060	-48.14	11,830	3,534	-70.13
THAILAND	14,859,780	15,736,239	5.90	17,145,359	10,427,704	-39.18
SINGAPORE	17,049,816	16,998,904	-0.30	24,144,456	24,079,251	-0.27
PHILIPPINES	3,055,785	636,722	-79.16	1,397,837	1,191,356	-14.77
MALAYSIA	18,967,340	20,468,430	7.91	17,169,837	19,161,721	11.60

TABEL 5. PERKEMBANGAN EKSPOR INDONESIA MENURUT KOMODITI DAN NEGARA TUJUAN

JENIS BARANG	BERAT BERSIH (KG)		PERUB	NILAI FOB (US \$)		PERUB
	JAN-JUL 2008	JAN-JUL 2009	%	JAN-JUL 2008	JAN-JUL 2009	%
(1)	(2)	(3)	(4)	(5)	(6)	(7)
CAMBODIA	70	461	558.57	6,000	3,132	-47.80
BRUNEI DARUSSALAM	1,135	15,658	1,279.56	13,930	43,531	212.50
VIET NAM	11,481,224	10,092,668	-12.09	9,904,511	9,147,412	-7.64
INDIA	53,881	27,220	-49.48	78,803	102,901	30.58
PAKISTAN	8	286	3,475.00	15	1,266	8,340.00
BANGLADESH	3	15,610	520,233.33	7,000	4,671	-33.27
SRI LANKA	208,397	843,325	304.67	233,958	1,385,688	492.28
IRAN (ISLAMIC REPUBLIC OF)	82,540	178,953	116.81	232,919	210,041	-9.82
SAUDI ARABIA	306,485	182,484	-40.46	529,564	128,930	-75.65
ISRAEL	479,854	395,466	-17.59	1,159,602	939,854	-18.95
KUWAIT	25,488	1,680	-93.41	39,054	9,493	-75.69
JORDAN	24,649	3,360	-86.37	32,269	9,481	-70.62
LEBANON	92,733	22,099	-76.17	85,277	18,042	-78.84
SYRIA ARAB REPUBLIC	8,769	10,594	20.81	13,336	23,613	77.06
TURKEY	29	479	1,551.72	400	3,112	678.00
UNITED ARAB EMIRATES	357,140	162,381	-54.53	699,524	307,690	-56.01
QATAR	1,525	181	-88.13	21,661	2,480	-88.55
BAHRAIN	193	67	-65.28	835	613	-26.59
CYPRUS	1,821	886	-51.35	9,354	1,733	-81.47
EGYPT	481,243	965,042	100.53	393,882	735,089	86.63
MOROCCO	238	160	-32.77	1,744	320	-81.65
TUNISIA	25,000	507,698	1,930.79	34,800	529,745	1,422.26
ALGERIA	99,701	72,726	-27.06	156,348	86,065	-44.95
NAMIBIA	0	537,743	-	0	598,301	-
KENYA	0	40	-	0	683	-
REUNION	36,000	26,239	-27.11	174,600	112,354	-35.65
MOZAMBIQUE	303,770	637,420	109.84	383,801	811,913	111.55
TOGO	31,310	0	-100.00	36,764	0	-100.00
GHANA	1,176,000	286,446	-75.64	1,083,978	316,730	-70.78
ANGOLA	0	138,098	-	0	141,000	-
CONGO	15,500	0	-100.00	18,000	0	-100.00
NIGERIA	15,500	0	-100.00	19,800	0	-100.00
SIERRA LEONE	0	21,000	-	0	19,000	-
BENIN	15,500	0	-100.00	18,200	0	-100.00
SOUTH AFRICA	28,819	10,156	-64.76	48,272	16,436	-65.95
MAURITIUS	272,903	377,275	38.25	369,056	653,353	77.03
AUSTRALIA	1,035,017	872,502	-15.70	2,540,042	1,805,835	-28.91
NEW ZEALAND	63,077	63,503	0.68	98,920	136,550	38.04
MICRONESIA, FEDERATED STATES	27,000	803	-97.03	5,400	1,260	-76.67
GUAM	0	61,998	-	0	115,200	-
NEW CALEDONIA	14,290	396	-97.23	15,147	2,018	-86.68
AMERICAN SAMOA	104,884	243,471	132.13	92,423	208,537	125.63
FIJI	35,034	89,878	156.55	37,345	90,667	142.78
KIRIBATI	0	2,543	-	0	2,961	-
SAMOA	576,961	333,830	-42.14	645,003	331,870	-48.55
TONGA	37,190	0	-100.00	40,652	0	-100.00
EAST TIMOR	0	69	-	0	170	-
UNITED STATES	3,151,955	2,323,552	-26.28	11,726,601	8,132,400	-30.65
CANADA	47,050	65,564	39.35	213,061	281,499	32.12
MEXICO	344,496	419,741	21.84	1,473,291	2,285,961	55.16
GUATEMALA	0	64,580	-	0	96,443	-
PANAMA	162,343	239,263	47.38	229,826	304,995	32.71
SURINAME	68	105,080	154,429.41	128	92,788	72,390.63
VENEZUELA	440	152	-65.45	2,678	719	-73.15
ARGENTINA	546	1,394	155.31	6,704	6,256	-6.68
BRAZIL	3,917	715	-81.75	3,143	567	-81.96
COLOMBIA	0	25,000	-	0	33,875	-
URUGUAY	105,011	183,560	74.80	78,255	184,619	135.92
PARAGUAY	300	0	-100.00	2,233	0	-100.00
PERU	911	25,522	2,701.54	2,308	33,966	1,371.66
TRINIDAD AND TOBAGO	0	81,000	-	0	92,100	-
PUERTO RICO	283,405	168,004	-40.72	1,446,604	823,821	-43.05
DOMINICAN REPUBLIC	152,321	171,244	12.42	637,836	480,127	-24.73
FRENCH POLYNESIA	87,607	112,000	27.84	73,343	76,160	3.84
MARTINIQUE	8,838	8,138	-7.92	20,546	13,881	-32.44
NETHERLANDS ANTILLES	226	0	-100.00	2,100	0	-100.00
GUADELOUPE	17,999	0	-100.00	50,000	0	-100.00
UNITED KINGDOM	270,411	382,449	41.43	639,205	890,743	39.35
NETHERLANDS	260,074	440,151	69.24	428,029	863,729	101.79
FRANCE	255,751	306,153	19.71	522,871	708,065	35.42
GERMANY, FED. REP. OF	75,319	103,941	38.00	397,634	862,513	116.91
AUSTRIA	3,692	18,523	401.71	21,373	65,260	205.34
BELGIUM	272,096	219,952	-19.16	983,156	630,086	-35.91
SWITZERLAND	4,647	14,479	211.58	25,866	92,876	259.07
DENMARK	35,380	24,529	-30.67	53,058	53,078	0.04

TABEL 5. PERKEMBANGAN EKSPOR INDONESIA MENURUT KOMODITI DAN NEGARA TUJUAN

JENIS BARANG	BERAT BERSIH (KG)		PERUB	NILAI FOB (US \$)		PERUB
	JAN-JUL 2008	JAN-JUL 2009	%	JAN-JUL 2008	JAN-JUL 2009	%
(1)	(2)	(3)	(4)	(5)	(6)	(7)
NORWAY	3,865	5,425	40.36	6,677	6,312	-5.47
SWEDEN	7,469	6,509	-12.85	81,291	78,122	-3.90
FINLAND	0	256	-	0	346	-
IRELAND	1,066	765	-28.24	4,764	1,821	-61.78
ITALY	206,618	217,284	5.16	743,736	701,145	-5.73
SPAIN	106,838	20,754	-80.57	254,815	76,175	-70.11
PORTUGAL	5,427	2,504	-53.86	17,092	5,582	-67.34
GREECE	37,339	31,281	-16.22	98,974	49,980	-49.50
DEMOCRATIC REPUBLIC OF THE C	359,101	93,000	-74.10	384,627	117,000	-69.58
HUNGARY	5,604	2,624	-53.18	14,357	5,502	-61.68
POLAND	18,929	20,024	5.78	127,479	124,892	-2.03
ROMANIA	679	2,639	288.66	1,500	2,978	98.53
BULGARIA	30	10	-66.67	177	55	-68.93
YUGOSLAVIA	0	301	-	0	166	-
UKRAINE	28,558	253,304	786.98	23,643	335,383	1,318.53
LITHUANIA	450	382	-15.11	1,160	647	-44.22
ESTONIA	36,966	100	-99.73	194,713	168	-99.91
GEORGIA	387	0	-100.00	339	0	-100.00
CROATIA	79	0	-100.00	1,451	0	-100.00
MALTA	40,842	380	-99.07	107,737	1,596	-98.52
SLOVAKIA	0	770	-	0	4,540	-
SLOVENIA	250	700	180.00	3,345	8,622	157.76
CZECH REPUBLIC	10,161	12,977	27.71	83,985	113,365	34.98
RUSSIA FEDERATION	290,743	178,643	-38.56	596,420	701,164	17.56
-BIJI BUNGA	48,747	41,979	-13.88	1,574,684	1,397,085	-11.28
SINGAPORE	236	44	-81.36	498,655	109,288	-78.08
MALAYSIA	0	2,664	-	0	1,714	-
INDIA	47,840	38,810	-18.88	38,272	51,567	34.74
UNITED KINGDOM	86	74	-13.95	230,302	300,453	30.46
NETHERLANDS	284	332	16.90	707,146	876,979	24.02
FRANCE	284	45	-84.15	18,512	12,400	-33.02
DENMARK	17	10	-41.18	81,797	44,684	-45.37
-BIJI KAPAS	644,580	416,420	-35.40	166,921	94,762	-43.23
JAPAN	385,000	100,000	-74.03	92,875	14,410	-84.48
TAIWAN	246,780	316,420	28.22	71,832	80,352	11.86
KUWAIT	12,800	0	-100.00	2,214	0	-100.00
-BIJI LAINNYA	51,548,017	74,741,070	44.99	12,156,961	8,374,520	-31.11
JAPAN	37,317,056	9,283,900	-75.12	2,840,308	469,340	-83.48
HONG KONG	1,145,307	637,911	-44.30	1,460,943	783,161	-46.39
KOREA, REPUBLIC OF	373,647	110,463	-70.44	231,607	95,512	-58.76
TAIWAN	173,724	30,915	-82.20	181,264	32,924	-81.84
CHINA	885,363	837,011	-5.46	1,201,690	1,141,274	-5.03
THAILAND	918,092	6,351,790	591.85	899,479	763,166	-15.15
SINGAPORE	415,690	354,187	-14.80	443,920	293,472	-33.89
PHILIPPINES	246,136	100,869	-59.02	321,618	121,302	-62.28
MALAYSIA	2,354,184	1,218,260	-48.25	2,773,979	1,078,376	-61.13
BRUNEI DARUSSALAM	13,796	14,494	5.06	27,501	34,128	24.10
VIET NAM	193,373	1,485	-99.23	301,766	161,706	-46.41
INDIA	299,899	67,528	-77.48	260,328	338,379	29.98
PAKISTAN	21,362	867	-95.94	28,042	1,363	-95.14
SAUDI ARABIA	0	1,530	-	0	1,877	-
JORDAN	1,427	0	-100.00	11,875	0	-100.00
UNITED ARAB EMIRATES	7,055	0	-100.00	34,051	0	-100.00
CAMEROON	1,693	2,716	60.43	450,225	57,625	-87.20
NIGERIA	264	279	5.68	200	67,500	33,650.00
COTE D'IVOIRE	0	360	-	0	93,750	-
AUSTRALIA	35,652	46,001	29.03	88,802	109,234	23.01
EAST TIMOR	4,724	98,864	1,992.80	62,341	60,225	-3.39
UNITED STATES	52,124	18,455	-64.59	83,229	2,773	-96.67
COLOMBIA	0	2,400	-	0	240,000	-
UNITED KINGDOM	0	7,200	-	0	20,757	-
NETHERLANDS	48,643	2,934	-93.97	103,683	9,145	-91.18
FRANCE	0	490	-	0	354	-
GERMANY, FED. REP. OF	4,724	1	-99.98	62,215	4	-99.99
BELGIUM	6,760	0	-100.00	28,392	0	-100.00
ITALY	7,027,322	55,550,070	690.49	259,503	2,374,673	815.08
DEMOCRATIC REPUBLIC OF THE C	0	90	-	0	22,500	-
BULU BEBEK	45,301	104,580	130.86	56,816	75,829	33.46
KOREA, REPUBLIC OF	550	0	-100.00	5,665	0	-100.00
TAIWAN	44,500	104,560	134.97	50,971	75,822	48.76
EAST TIMOR	0	20	-	0	7	-

TABEL 5. PERKEMBANGAN EKSPOR INDONESIA MENURUT KOMODITI DAN NEGARA TUJUAN

JENIS BARANG	BERAT BERSIH (KG)		PERUB	NILAI FOB (US \$)		PERUB
	JAN-JUL 2008	JAN-JUL 2009	%	JAN-JUL 2008	JAN-JUL 2009	%
(1)	(2)	(3)	(4)	(5)	(6)	(7)
FRENCH GUIANA	251	0	-100.00	180	0	-100.00
DAMAR DAN GETAH DAMAR	20,941,392	26,046,696	24.38	16,499,253	21,664,176	31.30
JAPAN	650,400	258,000	-60.33	509,403	210,000	-58.78
KOREA, REPUBLIC OF	1,612,799	1,594,600	-1.13	1,245,828	1,284,192	3.08
TAIWAN	1,555,294	2,552,089	64.09	1,183,584	2,052,152	73.38
CHINA	115,200	672,000	483.33	87,552	577,920	560.09
THAILAND	424,000	162,665	-61.64	351,226	136,630	-61.10
SINGAPORE	49,990	29,062	-41.86	86,306	39,114	-54.68
PHILIPPINES	96,000	230,400	140.00	75,072	186,720	148.72
MALAYSIA	173,076	132,080	-23.69	142,884	114,814	-19.65
INDIA	5,044,186	8,474,501	68.01	3,907,067	7,013,879	79.52
PAKISTAN	1,958,400	2,609,120	33.23	1,525,401	2,085,600	36.72
BANGLADESH	268,800	864,000	221.43	210,624	698,880	231.81
KUWAIT	0	5,000	-	0	5,091	-
JORDAN	19,200	80,000	316.67	14,400	79,737	453.73
SYRIA ARAB REPUBLIC	112,000	0	-100.00	106,303	0	-100.00
TURKEY	364,800	556,800	52.63	302,592	448,704	48.29
UNITED ARAB EMIRATES	37,218	20,782	-44.16	35,498	19,120	-46.14
MOROCCO	40,363	19,200	-52.43	34,511	15,744	-54.38
NIGERIA	19,200	115,200	500.00	13,440	92,160	585.71
SOUTH AFRICA	57,600	0	-100.00	44,928	0	-100.00
AUSTRALIA	16,000	51,200	220.00	23,179	51,394	121.73
NEW ZEALAND	19,200	57,600	200.00	14,400	46,176	220.67
UNITED STATES	24,000	0	-100.00	28,200	0	-100.00
MEXICO	0	40,000	-	0	47,000	-
COLOMBIA	192,000	38,400	-80.00	148,608	30,720	-79.33
ECUADOR	96,000	57,600	-40.00	81,216	46,080	-43.26
NETHERLANDS	2,150,396	1,533,600	-28.68	1,700,640	1,349,568	-20.64
FRANCE	1,209,599	999,198	-17.39	956,544	815,352	-14.76
GERMANY, FED. REP. OF	2,348,399	2,298,800	-2.11	1,949,637	2,126,974	9.10
BELGIUM	192,000	557,600	190.42	134,400	457,080	240.09
FINLAND	288,000	115,200	-60.00	211,200	92,160	-56.36
ITALY	345,600	1,499,600	333.91	271,392	1,200,096	342.20
SPAIN	76,825	307,200	299.87	54,720	247,680	352.63
PORTUGAL	979,200	0	-100.00	727,968	0	-100.00
POLAND	290,447	95,999	-66.95	228,082	76,831	-66.31
ROMANIA	19,200	19,200	0.00	14,976	16,608	10.90
LATVIA	19,200	0	-100.00	13,536	0	-100.00
RUSSIA FEDERATION	76,800	0	-100.00	63,936	0	-100.00
KOPAL DAN LAIN-LAIN	17,446,900	16,742,976	-4.03	15,075,446	12,639,793	-16.16
JAPAN	243,994	241,113	-1.18	431,941	480,020	11.13
HONG KONG	625	90,155	14,324.80	625	137,175	21,848.00
KOREA, REPUBLIC OF	62,628	54,500	-12.98	153,294	124,797	-18.59
TAIWAN	229,852	154,187	-32.92	323,981	207,159	-36.06
CHINA	353,599	470,682	33.11	596,047	1,020,832	71.27
THAILAND	77,931	154,074	97.71	196,021	264,274	34.82
SINGAPORE	1,321,494	795,622	-39.79	2,278,267	1,368,407	-39.94
PHILIPPINES	45,000	50,084	11.30	96,840	70,810	-26.88
MALAYSIA	238,848	312,097	30.67	386,378	415,945	7.65
NEPAL	0	36,000	-	0	5,200	-
VIET NAM	122,006	388,337	218.29	280,131	386,201	37.86
INDIA	7,952,508	8,861,927	11.44	4,404,541	4,514,809	2.50
PAKISTAN	627,051	797,359	27.16	415,264	464,394	11.83
BANGLADESH	2,174,909	1,950,765	-10.31	684,663	680,330	-0.63
SRI LANKA	320,948	450,936	40.50	108,744	140,663	29.35
SAUDI ARABIA	435,807	412,310	-5.39	311,622	277,136	-11.07
ISRAEL	0	15,000	-	0	17,921	-
JORDAN	2,264	0	-100.00	2,479	0	-100.00
YEMEN	43,691	39,959	-8.54	39,700	24,474	-38.35
OMAN	2,243	0	-100.00	1,740	0	-100.00
SYRIA ARAB REPUBLIC	32,000	44,524	39.14	19,520	54,981	181.66
TURKEY	38,400	0	-100.00	31,488	0	-100.00
UNITED ARAB EMIRATES	876,987	377,776	-56.92	683,784	328,324	-51.98
BAHRAIN	0	200	-	0	10,000	-
EGYPT	303,241	163,995	-45.92	655,171	262,295	-59.97
LIBYAN ARAB JAMAHIRIYA	73,959	35,000	-52.68	106,619	33,750	-68.35
TUNISIA	55,340	83,000	49.98	55,656	52,147	-6.30
SUDAN	29,000	78,999	172.41	23,200	45,870	97.72
SOMALIA	18,990	0	-100.00	9,495	0	-100.00
NIGER	21,000	20,800	-0.95	14,910	14,560	-2.35
SOUTH AFRICA	0	116	-	0	111	-
AUSTRALIA	19,422	15	-99.92	17,646	495	-97.19
NEW ZEALAND	563	0	-100.00	2,809	0	-100.00

TABEL 5. PERKEMBANGAN EKSPOR INDONESIA MENURUT KOMODITI DAN NEGARA TUJUAN

JENIS BARANG	BERAT BERSIH (KG)		PERUB	NILAI FOB (US \$)		PERUB
	JAN-JUL 2008	JAN-JUL 2009	%	JAN-JUL 2008	JAN-JUL 2009	%
(1)	(2)	(3)	(4)	(5)	(6)	(7)
NEW CALEDONIA	0	29	-	0	24	-
VANUATU	0	249	-	0	337	-
FIJI	0	475	-	0	1,977	-
UNITED STATES	75,058	31,535	-57.99	153,988	62,015	-59.73
CANADA	0	18	-	0	23	-
MEXICO	1,043	59	-94.34	3,609	810	-77.56
PANAMA	0	156	-	0	309	-
SURINAME	1,662	0	-100.00	6,500	0	-100.00
CHILE	0	18	-	0	194	-
ARGENTINA	2,029	0	-100.00	1,021	0	-100.00
BRAZIL	1,181	449	-61.98	8,408	1,276	-84.82
COSTA RICA	740	0	-100.00	871	0	-100.00
FRENCH POLYNESIA	124	1,667	1,244.35	150	1,585	956.67
UNITED KINGDOM	16,004	47,400	196.18	39,027	122,134	212.95
NETHERLANDS	1,392	16,217	1,065.01	4,019	20,080	399.63
FRANCE	99,914	23,847	-76.13	367,575	42,444	-88.45
GERMANY, FED. REP. OF	1,194,059	393,783	-67.02	1,040,964	377,651	-63.72
BELGIUM	66,200	6,689	-89.90	194,577	7,369	-96.21
SWEDEN	0	427	-	0	692	-
ITALY	205,688	136,785	-33.50	876,988	592,373	-32.45
SPAIN	1,835	3,641	98.42	3,161	5,420	71.46
POLAND	15,716	0	-100.00	10,266	0	-100.00
BULGARIA	1,555	0	-100.00	1,986	0	-100.00
RUSSIA FEDERATION	38,400	0	-100.00	29,760	0	-100.00
SAYUR-SAYURAN	51,208,968	37,266,031	-27.23	22,355,456	19,005,452	-14.99
JAPAN	1,691,296	2,405,841	42.25	1,898,567	3,419,873	80.13
HONG KONG	332,659	293,104	-11.89	131,214	106,013	-19.21
KOREA, REPUBLIC OF	33,312	304,184	813.14	86,402	990,405	1,046.28
TAIWAN	3,777,118	4,246,272	12.42	1,348,004	928,450	-31.12
CHINA	764,716	136,141	-82.20	158,587	51,314	-67.64
THAILAND	1,756,001	703,278	-59.95	898,910	717,174	-20.22
SINGAPORE	13,202,034	12,186,075	-7.70	5,521,634	5,998,458	8.64
PHILIPPINES	10,122,447	2,982,701	-70.53	3,175,832	1,088,048	-65.74
MALAYSIA	15,106,800	12,516,014	-17.15	5,463,381	4,077,212	-25.37
BRUNEI DARUSSALAM	31,395	46,760	48.94	77,908	136,730	75.50
VIET NAM	2,912,230	0	-100.00	1,806,772	0	-100.00
INDIA	308,210	185	-99.94	206,860	20,210	-90.23
PAKISTAN	20,000	0	-100.00	6,290	0	-100.00
SAUDI ARABIA	113,184	49,761	-56.04	100,958	26,437	-73.81
KUWAIT	14,232	0	-100.00	21,155	0	-100.00
OMAN	750	0	-100.00	450	0	-100.00
UNITED ARAB EMIRATES	66,522	15,861	-76.16	92,721	27,866	-69.95
QATAR	15,889	15,532	-2.25	25,486	26,218	2.87
BAHRAIN	602	25,493	4,134.72	362	41,411	11,339.50
MADAGASCAR	0	751	-	0	1,143	-
NIGERIA	821	0	-100.00	156	0	-100.00
AUSTRALIA	21,464	3,627	-83.10	19,304	8,825	-54.28
EAST TIMOR	96,315	212,288	120.41	96,445	47,106	-51.16
UNITED STATES	749,462	450,625	-39.87	1,143,693	628,192	-45.07
CANADA	20,011	0	-100.00	25,089	0	-100.00
UNITED KINGDOM	108	0	-100.00	45	0	-100.00
NETHERLANDS	16,592	177,520	969.91	26,101	194,354	644.62
FRANCE	0	518	-	0	518	-
SWEDEN	34,798	0	-100.00	23,130	0	-100.00
RUSSIA FEDERATION	0	493,500	-	0	469,495	-
BUAH-BUAHAN	127,843,869	142,999,754	11.85	74,139,621	68,194,782	-8.02
JAPAN	100,708	3,715	-96.31	149,717	13,103	-91.25
HONG KONG	1,617,378	3,443,076	112.88	977,023	2,303,453	135.76
KOREA, REPUBLIC OF	105,752	96,841	-8.43	174,966	42,158	-75.91
TAIWAN	134,555	18,041	-86.59	130,779	7,390	-94.35
CHINA	3,835,765	2,347,964	-38.79	1,932,260	1,276,697	-33.93
PAPUA NEW GUINEA	57	0	-100.00	190	0	-100.00
THAILAND	90,000	346	-99.62	74,000	1,416	-98.09
SINGAPORE	9,698,157	18,052,765	86.15	5,350,985	7,199,292	34.54
PHILIPPINES	0	1,727	-	0	200	-
MALAYSIA	3,405,165	3,073,116	-9.75	1,108,281	995,846	-10.14
BRUNEI DARUSSALAM	25,390	7,683	-69.74	68,204	19,922	-70.79
NEPAL	9,150,535	11,995,486	31.09	4,423,218	5,162,170	16.71
VIET NAM	421,681	494,955	17.38	295,923	278,212	-5.99
MALDIVES	27,600	0	-100.00	34,622	0	-100.00
INDIA	44,161,434	48,174,681	9.09	24,944,364	21,861,558	-12.36
PAKISTAN	40,384,661	47,543,355	17.73	25,932,890	24,740,696	-4.60
BANGLADESH	12,170,569	6,643,602	-45.41	7,058,652	3,481,672	-50.68

TABEL 5. PERKEMBANGAN EKSPOR INDONESIA MENURUT KOMODITI DAN NEGARA TUJUAN

JENIS BARANG	BERAT BERSIH (KG)		PERUB	NILAI FOB (US \$)		PERUB
	JAN-JUL 2008	JAN-JUL 2009	%	JAN-JUL 2008	JAN-JUL 2009	%
(1)	(2)	(3)	(4)	(5)	(6)	(7)
SRI LANKA	0	18,000	-	0	10,800	-
IRAN (ISLAMIC REPUBLIC OF)	673,474	0	-100.00	312,736	0	-100.00
SAUDI ARABIA	492,222	208,695	-57.60	275,478	96,021	-65.14
KUWAIT	30,213	6,210	-79.45	22,278	6,412	-71.22
OMAN	16,300	9,577	-41.25	9,781	5,747	-41.24
TURKEY	0	15,266	-	0	4,756	-
UNITED ARAB EMIRATES	995,130	610,443	-38.66	523,234	352,602	-32.61
QATAR	37,105	17,945	-51.64	26,127	14,541	-44.34
BAHRAIN	31,511	2,035	-93.54	18,540	1,109	-94.02
EGYPT	55,770	0	-100.00	23,595	0	-100.00
AUSTRALIA	1,853	2,260	21.96	4,204	7,229	71.96
FIJI	0	163	-	0	575	-
EAST TIMOR	12,212	95	-99.22	13,369	35	-99.74
UNITED STATES	28,435	29,762	4.67	23,985	47,530	98.17
CANADA	0	345	-	0	1,108	-
NETHERLANDS	75,577	151,674	100.69	127,276	232,933	83.01
FRANCE	33,705	16,631	-50.66	68,224	16,925	-75.19
GERMANY, FED. REP. OF	0	1,736	-	0	5,058	-
BELGIUM	0	9,850	-	0	5,910	-
SWITZERLAND	9,630	266	-97.24	3,370	266	-92.11
DENMARK	0	500	-	0	500	-
ITALY	900	948	5.33	450	940	108.89
RUSSIA FEDERATION	20,425	0	-100.00	30,900	0	-100.00
KULIT KERANG DAN LAIN-LAIN	4,411,291	3,108,100	-29.54	1,592,721	1,295,009	-18.69
JAPAN	308,695	353,295	14.45	123,468	163,196	32.18
HONG KONG	47,642	18,171	-61.86	18,020	5,957	-66.94
KOREA, REPUBLIC OF	40,244	8,499	-78.88	49,707	23,496	-52.73
TAIWAN	449	0	-100.00	102	0	-100.00
CHINA	3,579,908	2,586,684	-27.74	943,698	894,599	-5.20
THAILAND	37,221	17,395	-53.27	65,622	97,590	48.72
SINGAPORE	2,515	0	-100.00	24,456	0	-100.00
MALAYSIA	650	0	-100.00	266	0	-100.00
VIET NAM	274,567	92,132	-66.44	206,793	43,446	-78.99
INDIA	37,286	8,975	-75.93	5,637	3,019	-46.44
UNITED ARAB EMIRATES	0	55	-	0	113	-
MADAGASCAR	3,669	0	-100.00	2,879	0	-100.00
AUSTRALIA	13,140	878	-93.32	5,898	576	-90.23
COOK ISLANDS	0	406	-	0	1,967	-
UNITED STATES	10,666	7,182	-32.66	11,389	10,952	-3.84
CANADA	950	1,249	31.47	220	558	153.64
MEXICO	126	0	-100.00	390	0	-100.00
BRAZIL	0	24	-	0	27	-
GUADELOUPE	0	135	-	0	236	-
UNITED KINGDOM	0	757	-	0	3,126	-
NETHERLANDS	25,000	0	-100.00	8,500	0	-100.00
GERMANY, FED. REP. OF	8,500	7,976	-6.16	4,250	5,315	25.06
ITALY	18,959	1,895	-90.00	113,734	23,913	-78.97
SPAIN	1,104	2,392	116.67	7,692	16,923	120.01
TANAMAN OBAT	4,652,350	6,244,117	34.21	5,217,369	5,904,686	13.17
JAPAN	33,497	112,624	236.22	126,499	166,746	31.82
HONG KONG	151,740	78,542	-48.24	124,631	37,545	-69.88
KOREA, REPUBLIC OF	22,072	145,104	557.41	61,343	174,773	184.91
TAIWAN	1,247,696	1,601,916	28.39	552,297	595,804	7.88
CHINA	244,278	467,943	91.56	90,079	229,227	154.47
MACAU	0	24	-	0	1,243	-
SINGAPORE	1,194,431	1,138,780	-4.66	1,122,635	1,070,574	-4.64
MALAYSIA	389,249	245,014	-37.05	179,732	105,610	-41.24
VIET NAM	74,915	121,965	62.80	41,045	67,101	63.48
MALDIVES	202	0	-100.00	5,006	0	-100.00
INDIA	302,079	380,788	26.06	407,621	455,615	11.77
PAKISTAN	0	12,335	-	0	25,381	-
SAUDI ARABIA	300,521	627,531	108.81	756,950	1,434,693	89.54
KUWAIT	797	2,891	262.74	15,610	13,627	-12.70
JORDAN	1,297	90	-93.06	1,978	2,650	33.97
LEBANON	0	600	-	0	6,000	-
YEMEN	0	16,220	-	0	6,700	-
OMAN	13,421	0	-100.00	10,410	0	-100.00
TURKEY	1,105	0	-100.00	3,166	0	-100.00
UNITED ARAB EMIRATES	214,295	563,185	162.81	154,363	557,644	261.25
QATAR	4,507	618	-86.29	10,620	1,843	-82.65
EGYPT	296	19,000	6,318.92	1,133	2,800	147.13
LIBYAN ARAB JAMAHIRIYA	61,700	199,170	222.80	32,270	70,443	118.29
MOROCCO	4,072	0	-100.00	12,773	0	-100.00

TABEL 5. PERKEMBANGAN EKSPOR INDONESIA MENURUT KOMODITI DAN NEGARA TUJUAN

JENIS BARANG	BERAT BERSIH (KG)		PERUB	NILAI FOB (US \$)		PERUB
	JAN-JUL 2008	JAN-JUL 2009	%	JAN-JUL 2008	JAN-JUL 2009	%
(1)	(2)	(3)	(4)	(5)	(6)	(7)
TUNISIA	0	18,000	-	0	8,100	-
SUDAN	154,550	164,000	6.11	46,926	47,780	1.82
NIGERIA	17,000	0	-100.00	3,400	0	-100.00
BENIN	0	111,000	-	0	33,300	-
MAURITIUS	220	0	-100.00	1,100	0	-100.00
AUSTRALIA	283	2,263	699.65	820	2,870	250.00
UNITED STATES	2,026	54,666	2,598.22	5,638	78,966	1,300.60
CANADA	2,320	100	-95.69	4,640	200	-95.69
COLOMBIA	66	0	-100.00	780	0	-100.00
DOMINICAN REPUBLIC	140	0	-100.00	98	0	-100.00
UNITED KINGDOM	3,398	0	-100.00	12,423	0	-100.00
NETHERLANDS	535	3,990	645.79	25,225	26,231	3.99
FRANCE	14,791	11,939	-19.28	869,583	235,781	-72.89
GERMANY, FED. REP. OF	124,023	132,781	7.06	261,380	389,081	48.86
BELGIUM	60	580	866.67	277	2,320	737.55
SWITZERLAND	100	720	620.00	350	2,786	696.00
ITALY	7,133	0	-100.00	12,496	0	-100.00
YUGOSLAVIA	36	0	-100.00	298	0	-100.00
LATVIA	7,270	0	-100.00	22,514	0	-100.00
RUSSIA FEDERATION	56,229	9,738	-82.68	239,260	51,252	-78.58
-GANGGANG LAUT	51,300,005	49,130,745	-4.23	44,946,584	43,913,169	-2.30
JAPAN	259,513	99,456	-61.68	1,632,706	185,238	-88.65
HONG KONG	3,998,122	611,705	-84.70	1,333,282	271,925	-79.60
KOREA, REPUBLIC OF	2,544,078	2,371,822	-6.77	2,396,386	2,122,211	-11.44
TAIWAN	259,781	256,551	-1.24	68,767	135,174	96.57
CHINA	22,986,877	28,057,242	22.06	16,029,243	19,556,245	22.00
THAILAND	182,561	83,850	-54.07	172,217	78,885	-54.19
SINGAPORE	30,615	1,689	-94.48	1,457,447	42,005	-97.12
PHILIPPINES	7,119,427	3,692,179	-48.14	8,391,555	3,816,643	-54.52
MALAYSIA	686,654	307,740	-55.18	854,394	455,208	-46.72
VIET NAM	4,837,605	5,437,020	12.39	1,672,962	2,641,369	57.89
INDIA	0	13,800	-	0	5,865	-
MOROCCO	0	75,000	-	0	36,500	-
TUNISIA	99,999	40,000	-60.00	101,500	42,400	-58.23
SOUTH AFRICA	0	5,000	-	0	26,250	-
AUSTRALIA	137,747	91,000	-33.94	496,325	374,850	-24.47
AMERICAN SAMOA	0	26,000	-	0	11,180	-
UNITED STATES	1,001,817	1,279,900	27.76	1,120,835	1,699,830	51.66
CANADA	96,000	24,000	-75.00	38,400	9,600	-75.00
MEXICO	80,000	101,000	26.25	46,000	212,850	362.72
CHILE	782,650	1,001,379	27.95	1,713,269	1,766,281	3.09
VENEZUELA	0	40,000	-	0	28,000	-
ARGENTINA	413,500	295,000	-28.66	224,055	157,500	-29.70
BRAZIL	600,000	1,047,999	74.67	350,000	1,500,850	328.81
DOMINICAN REPUBLIC	20,000	0	-100.00	10,000	0	-100.00
UNITED KINGDOM	547,900	589,800	7.65	2,447,872	3,216,336	31.39
NETHERLANDS	724	40,345	5,472.51	1,239	202,718	16,261.42
FRANCE	1,826,200	1,844,609	1.01	1,652,921	1,763,699	6.70
GERMANY, FED. REP. OF	262,006	126,002	-51.91	554,695	539,718	-2.70
BELGIUM	290,000	166,000	-42.76	743,050	612,650	-17.55
DENMARK	1,272,780	274,200	-78.46	440,368	165,640	-62.39
ITALY	28,000	20,000	-28.57	106,718	223,867	109.77
SPAIN	830,254	1,005,277	21.08	425,282	1,266,422	197.78
POLAND	21,000	21,000	0.00	126,000	132,300	5.00
LITHUANIA	42,000	63,000	50.00	119,700	436,800	264.91
RUSSIA FEDERATION	42,195	21,180	-49.80	219,396	176,160	-19.71
-LAINNYA	17,362,366	23,354,041	34.51	1,479,993	1,491,800	0.80
JAPAN	1,904	66,045	3,368.75	10,304	110,628	973.64
HONG KONG	59,507	76	-99.87	25,401	356	-98.60
KOREA, REPUBLIC OF	51,319	0	-100.00	14,275	0	-100.00
TAIWAN	1,679,677	1,217,898	-27.49	812,085	672,306	-17.21
CHINA	227,700	0	-100.00	44,994	0	-100.00
PAPUA NEW GUINEA	0	151	-	0	124	-
THAILAND	14,945,636	21,714,221	45.29	298,137	466,866	56.59
SINGAPORE	17,745	3,866	-78.21	33,607	2,645	-92.13
PHILIPPINES	0	1,528	-	0	2,252	-
MALAYSIA	218,803	114,836	-47.52	78,212	18,682	-76.11
MALDIVES	0	2,144	-	0	537	-
INDIA	0	12,778	-	0	25,057	-
SAUDI ARABIA	21,695	4,475	-79.37	14,016	1,180	-91.58
KUWAIT	66	0	-100.00	15	0	-100.00
LEBANON	0	4,374	-	0	1,000	-
UNITED ARAB EMIRATES	150	26	-82.67	5,850	74	-98.74

TABEL 5. PERKEMBANGAN EKSPOR INDONESIA MENURUT KOMODITI DAN NEGARA TUJUAN

JENIS BARANG	BERAT BERSIH (KG)		PERUB	NILAI FOB (US \$)		PERUB
	JAN-JUL 2008	JAN-JUL 2009	%	JAN-JUL 2008	JAN-JUL 2009	%
(1)	(2)	(3)	(4)	(5)	(6)	(7)
QATAR	1,400	11,287	706.21	1,200	4,900	308.33
CYPRUS	135	196	45.19	496	548	10.48
EGYPT	177	0	-100.00	1,576	0	-100.00
MOROCCO	0	1,596	-	0	1,322	-
TUNISIA	0	10,889	-	0	6,710	-
REUNION	3,528	559	-84.16	3,770	2,373	-37.06
SEYCHELLES	338	838	147.93	300	957	219.00
SOUTH AFRICA	251	775	208.76	190	714	275.79
MAURITIUS	1,691	0	-100.00	1,602	0	-100.00
AUSTRALIA	6,721	34,089	407.20	7,258	21,664	198.48
NEW CALEDONIA	38	0	-100.00	66	0	-100.00
UNITED STATES	29,021	3,721	-87.18	47,272	3,903	-91.74
CANADA	202	1,864	822.77	333	6,071	1,723.12
NICARAGUA	861	658	-23.58	1,332	1,340	0.60
CHILE	1	0	-100.00	1	0	-100.00
BRAZIL	423	0	-100.00	1,239	0	-100.00
JAMAICA	820	1,768	115.61	1,636	2,340	43.03
FRENCH GUIANA	29	171	489.66	129	578	348.06
UNITED KINGDOM	583	2,876	393.31	2,405	14,476	501.91
NETHERLANDS	1,871	4,289	129.24	9,942	8,638	-13.12
FRANCE	21,688	8,603	-60.33	16,203	18,651	15.11
GERMANY, FED. REP. OF	26,481	30,365	14.67	9,608	25,085	161.08
BELGIUM	977	5,385	451.18	1,411	4,987	253.44
SWITZERLAND	0	1,120	-	0	5,552	-
DENMARK	27	218	707.41	21	398	1,795.24
ITALY	9,187	11,778	28.20	10,723	13,751	28.24
SPAIN	7,705	15,177	96.98	10,208	16,988	66.42
GREECE	9,958	7,754	-22.13	6,653	3,935	-40.85
ANDORRA	69	0	-100.00	32	0	-100.00
HUNGARY	6,300	1,800	-71.43	5,100	3,190	-37.45
POLAND	0	4,158	-	0	6,848	-
LITHUANIA	0	882	-	0	2,622	-
CROATIA	7,682	45,773	495.85	2,391	6,923	189.54
SLOVENIA	0	2,787	-	0	3,594	-
RUSSIA FEDERATION	0	247	-	0	1,035	-
-MUTIARA	1,046	1,758	68.07	8,158,900	8,144,917	-0.17
JAPAN	412	669	62.38	3,678,106	3,279,653	-10.83
HONG KONG	26	840	3,130.77	310,332	2,726,108	778.45
KOREA, REPUBLIC OF	1	0	-100.00	20,006	0	-100.00
THAILAND	148	0	-100.00	307	0	-100.00
SINGAPORE	0	1	-	0	1,322	-
MALAYSIA	2	0	-100.00	63,319	0	-100.00
VIET NAM	1	0	-100.00	1,096	0	-100.00
INDIA	1	0	-100.00	2,000	0	-100.00
UNITED ARAB EMIRATES	0	1	-	0	9,520	-
AUSTRALIA	449	224	-50.11	4,072,562	2,028,653	-50.19
UNITED STATES	0	8	-	0	84,247	-
CANADA	6	0	-100.00	11,172	0	-100.00
NETHERLANDS	0	5	-	0	52	-
DENMARK	0	5	-	0	8,944	-
SWEDEN	0	5	-	0	6,418	-
-LAINNYA	190,724,181	154,627,297	-18.93	98,322,326	81,467,128	-17.14
JAPAN	9,701,403	15,504,266	59.81	7,289,725	8,432,503	15.68
HONG KONG	444,371	1,462,592	229.14	466,760	695,768	49.06
KOREA, REPUBLIC OF	15,399,041	1,668,596	-89.16	5,888,611	1,017,650	-82.72
TAIWAN	3,491,608	3,716,799	6.45	1,404,448	1,476,695	5.14
CHINA	20,304,414	2,164,631	-89.34	2,995,135	1,496,039	-50.05
MACAU	0	168	-	0	367	-
THAILAND	9,072,531	14,209,025	56.62	1,707,046	1,310,596	-23.22
SINGAPORE	19,047,031	16,100,143	-15.47	26,002,433	25,368,600	-2.44
PHILIPPINES	16,804,338	39,973,049	137.87	5,396,859	7,339,664	36.00
MALAYSIA	60,376,917	26,117,182	-56.74	22,385,977	7,975,397	-64.37
MYANMAR (FORM. BURMA)	180,000	70,015	-61.10	181,378	40,008	-77.94
BRUNEI DARUSSALAM	3,325	3,154	-5.14	19,681	6,601	-66.46
LAO PEOPLE'S DEMOCRATIC REPU	20	0	-100.00	100	0	-100.00
VIET NAM	12,952,114	4,289,539	-66.88	4,723,250	3,436,991	-27.23
MALDIVES	13,594	0	-100.00	4,130	0	-100.00
INDIA	718,220	1,986,082	176.53	1,145,844	2,797,217	144.12
PAKISTAN	12,345,380	14,393,175	16.59	1,692,660	2,197,179	29.81
SRI LANKA	26,439	248,719	840.73	40,295	296,540	635.92
IRAN (ISLAMIC REPUBLIC OF)	0	92	-	0	394	-
SAUDI ARABIA	21,427	81,325	279.54	83,507	410,488	391.56
ISRAEL	102,307	52,528	-48.66	122,693	35,987	-70.67

TABEL 5. PERKEMBANGAN EKSPOR INDONESIA MENURUT KOMODITI DAN NEGARA TUJUAN

JENIS BARANG	BERAT BERSIH (KG)		PERUB	NILAI FOB (US \$)		PERUB
	JAN-JUL 2008	JAN-JUL 2009	%	JAN-JUL 2008	JAN-JUL 2009	%
	(1)	(2)	(3)	(4)	(5)	(6)
KUWAIT	108,574	154,108	41.94	27,286	54,222	98.72
JORDAN	20	6,820	34,000.00	10	21,490	214,800.00
LEBANON	145	0	-100.00	938	0	-100.00
YEMEN	0	3,700	-	0	3,250	-
OMAN	6,725	65	-99.03	6,688	588	-91.21
TURKEY	175	16,231	9,174.86	50	18,452	36,804.00
UNITED ARAB EMIRATES	718,339	63,562	-91.15	780,697	135,457	-82.65
QATAR	0	72	-	0	649	-
BAHRAIN	11	10	-9.09	5	10	100.00
CYPRUS	13	0	-100.00	72	0	-100.00
EGYPT	54,479	208	-99.62	110,578	450	-99.59
MOROCCO	46,271	17,706	-61.73	65,181	31,516	-51.65
TUNISIA	51,000	34,000	-33.33	68,154	34,222	-49.79
TANZANIA, UNITED REPUBLIC OF	18,000	30,110	67.28	19,800	18,174	-8.21
KENYA	0	80	-	0	100	-
REUNION	47	106	125.53	407	175	-57.00
MOZAMBIQUE	0	30,050	-	0	26,990	-
TOGO	0	105,000	-	0	77,700	-
GHANA	0	17,500	-	0	13,125	-
LIBERIA	0	161,998	-	0	107,368	-
GUINEA	35,000	105,000	200.00	42,875	77,175	80.00
NIGERIA	20,347	5	-99.98	36,001	50	-99.86
SENEGAL	0	20	-	0	500	-
SOUTH AFRICA	103	127	23.30	34	783	2,202.94
MAURITIUS	1,823	9,000	393.69	2,000	1,580	-21.00
AUSTRALIA	53,741	48,206	-10.30	450,756	339,573	-24.67
NEW ZEALAND	2,602	2,785	7.03	11,331	4,100	-63.82
GUAM	0	133	-	0	299	-
PALAU	207	0	-100.00	595	0	-100.00
NEW CALEDONIA	77	0	-100.00	370	0	-100.00
TONGA	37	0	-100.00	28	0	-100.00
EAST TIMOR	14	334,731	2,390,835.71	435	218,837	50,207.36
UNITED STATES	2,232,181	4,597,739	105.98	3,608,324	7,335,579	103.30
CANADA	93,890	176,437	87.92	163,727	203,826	24.49
MEXICO	18,378	84,076	357.48	21,676	49,448	128.12
NICARAGUA	342,000	647,999	89.47	390,670	460,714	17.93
VENEZUELA	360,000	198,000	-45.00	407,514	142,247	-65.09
ARGENTINA	2,868	1,529	-46.69	4,812	4,161	-13.53
BRAZIL	626,251	957,654	52.92	990,901	639,828	-35.43
COLOMBIA	2,000	20,000	900.00	11,380	25,220	121.62
URUGUAY	26,000	0	-100.00	39,000	0	-100.00
GUYANA	0	1,890	-	0	2,675	-
PUERTO RICO	38	0	-100.00	129	0	-100.00
DOMINICAN REPUBLIC	169,000	90,779	-46.28	186,375	106,693	-42.75
COSTA RICA	0	18,000	-	0	10,615	-
FRENCH POLYNESIA	49	27	-44.90	119	393	230.25
NETHERLANDS ANTILLES	2,550	0	-100.00	9,494	0	-100.00
UNITED KINGDOM	5,391	18,163	236.91	35,585	38,510	8.22
NETHERLANDS	944,807	443,795	-53.03	1,585,593	1,616,408	1.94
FRANCE	94,276	25,136	-73.34	187,924	49,387	-73.72
GERMANY, FED. REP. OF	162,914	64,651	-60.32	260,841	145,240	-44.32
AUSTRIA	273	8	-97.07	840	2,000	138.10
BELGIUM	31,913	616	-98.07	47,770	2,736	-94.27
SWITZERLAND	195	1,850	848.72	7,400	3,785	-48.85
DENMARK	341,762	270,706	-20.79	2,804,874	1,813,091	-35.36
NORWAY	0	3	-	0	15	-
SWEDEN	167	3	-98.20	175	600	242.86
FINLAND	10	0	-100.00	1,248	0	-100.00
IRELAND	30	0	-100.00	1,532	0	-100.00
ITALY	121,731	110,556	-9.18	604,375	267,791	-55.69
SPAIN	95,600	30,155	-68.46	783,176	80,269	-89.75
PORTUGAL	15,161	0	-100.00	19,848	0	-100.00
GREECE	0	9	-	0	62	-
HUNGARY	16,145	7	-99.96	24,669	16	-99.94
POLAND	108,513	172,531	59.00	131,559	123,725	-5.95
BULGARIA	25,560	7,625	-70.17	26,547	5,025	-81.07
UKRAINE	10,000	0	-100.00	18,500	0	-100.00
LATVIA	15,999	0	-100.00	18,100	0	-100.00
ESTONIA	2,194,500	3,442,999	56.89	2,105,432	2,765,395	31.35
CROATIA	0	60,000	-	0	37,136	-
SLOVENIA	540,400	1,131	-99.79	621,784	1,651	-99.73
CZECH REPUBLIC	424	455	7.31	20,298	9,175	-54.80
RUSSIA FEDERATION	975	355	-63.59	5,312	2,193	-58.72
-KAYU LAPIS	1,045,082,024	787,140,742	-24.68	924,114,756	631,364,830	-31.68

TABEL 5. PERKEMBANGAN EKSPOR INDONESIA MENURUT KOMODITI DAN NEGARA TUJUAN

JENIS BARANG	BERAT BERSIH (KG)		PERUB	NILAI FOB (US \$)		PERUB
	JAN-JUL 2008	JAN-JUL 2009	%	JAN-JUL 2008	JAN-JUL 2009	%
	(1)	(2)	(3)	(4)	(5)	(6)
JAPAN	323,838,807	314,589,824	-2.86	290,534,050	252,885,847	-12.96
HONG KONG	9,957,967	4,965,990	-50.13	7,375,201	3,149,562	-57.30
KOREA, REPUBLIC OF	64,169,039	55,966,680	-12.78	50,458,158	43,054,782	-14.67
TAIWAN	103,055,344	78,927,799	-23.41	66,233,794	45,135,608	-31.85
CHINA	80,073,157	40,418,286	-49.52	51,985,258	24,619,592	-52.64
THAILAND	4,750,848	2,894,017	-39.08	3,493,540	1,945,762	-44.30
SINGAPORE	17,663,798	14,972,177	-15.24	14,102,959	10,478,371	-25.70
PHILIPPINES	197,240	61,994	-68.57	204,765	62,214	-69.62
MALAYSIA	14,291,014	7,287,725	-49.00	9,513,416	4,431,929	-53.41
VIET NAM	1,945,834	842,701	-56.69	1,221,473	540,202	-55.77
MALDIVES	112,540	41,355	-63.25	94,500	23,668	-74.95
INDIA	2,946,557	1,898,755	-35.56	3,273,709	1,449,768	-55.71
PAKISTAN	1,644	586	-64.36	2,170	542	-75.02
BANGLADESH	75,000	0	-100.00	30,700	0	-100.00
SRI LANKA	35,594	0	-100.00	10,902	0	-100.00
IRAQ	73,440	0	-100.00	66,478	0	-100.00
IRAN (ISLAMIC REPUBLIC OF)	0	55,334	-	0	53,696	-
SAUDI ARABIA	72,069,240	35,290,024	-51.03	63,101,585	26,835,474	-57.47
KUWAIT	10,429,460	8,579,555	-17.74	10,575,464	7,674,244	-27.43
JORDAN	23,071,167	27,376,566	18.66	21,034,952	22,049,242	4.82
LEBANON	2,289,806	3,912,716	70.88	2,080,644	3,182,876	52.98
OMAN	8,211,439	10,706,185	30.38	7,949,618	8,968,974	12.82
SYRIA ARAB REPUBLIC	1,930,322	1,274,719	-33.96	1,762,772	1,208,124	-31.46
TURKEY	16,058,353	205,359	-98.72	15,737,156	221,512	-98.59
UNITED ARAB EMIRATES	73,042,902	27,378,137	-62.52	62,776,396	21,237,123	-66.17
QATAR	10,814,968	8,450,998	-21.86	10,472,809	6,830,797	-34.78
BAHRAIN	2,490,139	1,443,786	-42.02	2,152,869	1,043,598	-51.53
CYPRUS	23,059	21,112	-8.44	56,048	55,099	-1.69
EGYPT	11,849,906	22,451,439	89.47	9,081,137	16,478,937	81.46
LIBYAN ARAB JAMAHIRIYA	4,801,492	5,603,209	16.70	4,043,884	4,791,005	18.48
MOROCCO	0	1,012,806	-	0	803,036	-
ALGERIA	7,293,138	13,487,276	84.93	5,960,008	10,392,569	74.37
SUDAN	0	42,868	-	0	28,252	-
KENYA	0	40,668	-	0	36,794	-
REUNION	62,989	34,471	-45.27	63,024	43,554	-30.89
COTE D'IVOIRE	0	18,379	-	0	15,424	-
SOUTH AFRICA	642,885	357,087	-44.46	687,815	389,853	-43.32
MAURITIUS	21,219	22,139	4.34	17,461	16,048	-8.09
AUSTRALIA	13,434,561	6,017,479	-55.21	17,408,613	7,273,529	-58.22
NEW ZEALAND	333,352	299,252	-10.23	354,771	301,613	-14.98
NEW CALEDONIA	3,150	68,367	2,070.38	3,409	98,044	2,776.03
VANUATU	0	38,906	-	0	28,174	-
EAST TIMOR	0	27,623	-	0	28,246	-
UNITED STATES	63,831,957	33,445,071	-47.60	60,848,939	27,550,376	-54.72
CANADA	2,321,828	1,203,047	-48.19	2,747,907	2,141,693	-22.06
MEXICO	5,108,808	3,008,269	-41.12	4,649,208	2,298,802	-50.55
NICARAGUA	34,410	0	-100.00	50,497	0	-100.00
TRINIDAD AND TOBAGO	25,184	49,349	95.95	25,355	46,473	83.29
JAMAICA	24,939	0	-100.00	25,052	0	-100.00
PUERTO RICO	142,906	112,684	-21.15	167,502	144,426	-13.78
BELIZE	14,694	0	-100.00	14,576	0	-100.00
ANTIGUA AND BARBUDA	0	12,400	-	0	15,872	-
FRENCH POLYNESIA	27,903	48,913	75.30	21,352	48,183	125.66
MARTINIQUE	119	17,499	14,605.04	379	18,970	4,905.28
NETHERLANDS ANTILLES	18,959	1,559	-91.78	18,312	6,862	-62.53
GUADELOUPE	0	20,996	-	0	21,170	-
SAINT KITTS AND NEVIS	859	0	-100.00	1,278	0	-100.00
UNITED KINGDOM	13,128,617	5,733,043	-56.33	15,224,585	7,153,523	-53.01
NETHERLANDS	11,895,024	9,367,507	-21.25	17,109,328	12,352,149	-27.80
FRANCE	1,817,676	2,607,059	43.43	2,386,492	3,627,017	51.98
GERMANY, FED. REP. OF	27,800,848	15,882,641	-42.87	42,979,486	25,726,791	-40.14
BELGIUM	24,234,281	12,449,560	-48.63	24,250,507	11,837,861	-51.19
GIBRALTAR	15,178	0	-100.00	47,433	0	-100.00
DENMARK	682,877	876,739	28.39	1,209,516	1,362,186	12.62
NORWAY	399,701	75,033	-81.23	486,305	88,797	-81.74
SWEDEN	551,435	224,990	-59.20	567,237	187,090	-67.02
FINLAND	19,789	0	-100.00	47,343	0	-100.00
IRELAND	94,737	44,329	-53.21	145,555	113,415	-22.08
ITALY	4,854,057	2,353,892	-51.51	7,039,824	3,885,059	-44.81
SPAIN	119,174	19,927	-83.28	196,946	37,017	-81.20
GREECE	893,913	137,161	-84.66	1,724,574	207,099	-87.99
POLAND	4,252,728	2,065,615	-51.43	7,265,355	4,083,542	-43.79
ROMANIA	136,268	69,950	-48.67	234,981	111,309	-52.63
BULGARIA	68,336	0	-100.00	180,448	0	-100.00
TURKMENISTAN	114,240	0	-100.00	51,630	0	-100.00

TABEL 5. PERKEMBANGAN EKSPOR INDONESIA MENURUT KOMODITI DAN NEGARA TUJUAN

JENIS BARANG	BERAT BERSIH (KG)		PERUB	NILAI FOB (US \$)		PERUB
	JAN-JUL 2008	JAN-JUL 2009	%	JAN-JUL 2008	JAN-JUL 2009	%
	(1)	(2)	(3)	(4)	(5)	(6)
UKRAINE	144,386	22,000	-84.76	134,055	12,817	-90.44
ESTONIA	33,570	17,391	-48.19	30,638	17,182	-43.92
GEORGIA	42,000	0	-100.00	93,243	0	-100.00
CROATIA	4,294	0	-100.00	6,978	0	-100.00
MALTA	70,086	40,912	-41.63	89,552	50,276	-43.86
CZECH REPUBLIC	21,000	142,206	577.17	39,712	340,507	757.44
RUSSIA FEDERATION	73,873	6,651	-91.00	81,168	14,682	-81.91
-KAYU GERGAJIAN	32,661,098	21,185,526	-35.14	35,300,098	22,541,884	-36.14
JAPAN	7,208,848	7,186,430	-0.31	9,047,461	9,504,433	5.05
HONG KONG	914,866	671,001	-26.66	704,419	411,403	-41.60
KOREA, REPUBLIC OF	4,566,504	2,100,611	-54.00	3,311,950	1,695,877	-48.80
TAIWAN	425,345	228,780	-46.21	304,126	147,115	-51.63
CHINA	3,709,720	1,990,810	-46.34	2,763,628	1,556,603	-43.68
SINGAPORE	1,180,695	467,435	-60.41	769,872	381,267	-50.48
MALAYSIA	4,637,855	3,700,587	-20.21	2,913,413	1,895,320	-34.95
BRUNEI DARUSSALAM	3,480	0	-100.00	5,527	0	-100.00
VIET NAM	1,347,468	411,367	-69.47	757,792	333,840	-55.95
SRI LANKA	107,784	0	-100.00	98,385	0	-100.00
TURKEY	15,572	0	-100.00	17,750	0	-100.00
UNITED ARAB EMIRATES	60,222	0	-100.00	33,033	0	-100.00
QATAR	22,065	0	-100.00	31,902	0	-100.00
EGYPT	0	194	-	0	252	-
REUNION	0	1,177	-	0	1,890	-
SEYCHELLES	20,492	3,783	-81.54	42,404	4,223	-90.04
SOUTH AFRICA	212,982	63,197	-70.33	280,921	80,905	-71.20
MAURITIUS	15,633	18,683	19.51	31,426	28,626	-8.91
AUSTRALIA	1,092,111	752,355	-31.11	1,835,801	1,222,549	-33.41
NEW ZEALAND	183,219	66,781	-63.55	83,591	31,730	-62.04
NEW CALEDONIA	745	4,418	493.02	1,449	8,415	480.75
VANUATU	0	93	-	0	512	-
EAST TIMOR	0	708	-	0	1,341	-
UNITED STATES	1,779,750	1,263,014	-29.03	751,734	626,007	-16.72
CANADA	4,276	2,970	-30.54	5,056	2,722	-46.16
FRENCH POLYNESIA	0	4,678	-	0	10,445	-
MARTINIQUE	3,098	0	-100.00	3,100	0	-100.00
NETHERLANDS ANTILLES	176	0	-100.00	314	0	-100.00
UNITED KINGDOM	493,609	270,179	-45.26	1,065,053	583,653	-45.20
NETHERLANDS	3,429,672	1,261,038	-63.23	8,648,640	2,940,289	-66.00
FRANCE	137,126	132,281	-3.53	196,142	219,356	11.84
GERMANY, FED. REP. OF	191,953	150,015	-21.85	271,216	227,298	-16.19
BELGIUM	138,832	78,888	-43.18	213,590	102,189	-52.16
SWITZERLAND	944	27	-97.14	2,405	389	-83.83
DENMARK	458	0	-100.00	1,069	0	-100.00
NORWAY	11,867	0	-100.00	13,275	0	-100.00
SWEDEN	0	27	-	0	49	-
FINLAND	149,761	0	-100.00	150,900	0	-100.00
IRELAND	3,694	6,674	80.67	10,775	29,146	170.50
ITALY	135,051	126,252	-6.52	307,455	208,677	-32.13
SPAIN	37,268	33,921	-8.98	43,506	79,579	82.92
PORTUGAL	29,194	0	-100.00	20,197	0	-100.00
POLAND	330,669	172,623	-47.80	489,019	190,657	-61.01
ROMANIA	509	0	-100.00	890	0	-100.00
BULGARIA	0	920	-	0	1,264	-
YUGOSLAVIA	172	0	-100.00	341	0	-100.00
LITHUANIA	25,000	0	-100.00	43,419	0	-100.00
SLOVAKIA	0	573	-	0	681	-
SLOVENIA	29,147	0	-100.00	25,899	0	-100.00
CZECH REPUBLIC	0	13,036	-	0	13,182	-
RUSSIA FEDERATION	3,266	0	-100.00	1,253	0	-100.00
-KAYU OLAHAN LAIN	687,122,094	568,580,278	-17.25	763,888,181	557,580,376	-27.01
JAPAN	84,743,562	34,412,923	-59.39	85,550,066	60,710,669	-29.03
HONG KONG	11,881,170	5,950,676	-49.92	11,604,311	7,154,666	-38.34
KOREA, DEMOCRATIC PEOPLE'S RI	17,768	0	-100.00	20,081	0	-100.00
KOREA, REPUBLIC OF	59,126,814	24,677,921	-58.26	41,685,802	26,426,114	-36.61
TAIWAN	31,770,167	28,821,355	-9.28	15,702,262	10,483,398	-33.24
CHINA	92,031,631	171,706,294	86.57	49,508,742	37,958,954	-23.33
MACAU	751	94	-87.48	1,233	350	-71.61
PAPUA NEW GUINEA	1,843	1,373	-25.50	2,136	2,289	7.16
THAILAND	659,601	378,684	-42.59	1,010,537	479,699	-52.53
SINGAPORE	26,581,124	8,955,284	-66.31	13,740,200	8,358,212	-39.17
PHILIPPINES	2,970,443	2,003,457	-32.55	1,108,967	468,588	-57.75
MALAYSIA	14,695,016	9,525,804	-35.18	8,169,782	5,508,690	-32.57
MYANMAR (FORM. BURMA)	168	0	-100.00	100	0	-100.00

TABEL 5. PERKEMBANGAN EKSPOR INDONESIA MENURUT KOMODITI DAN NEGARA TUJUAN

JENIS BARANG	BERAT BERSIH (KG)		PERUB	NILAI FOB (US \$)		PERUB
	JAN-JUL 2008	JAN-JUL 2009	%	JAN-JUL 2008	JAN-JUL 2009	%
	(1)	(2)	(3)	(4)	(5)	(6)
CAMBODIA	2,340	104,136	4,350.26	5,278	150,866	2,758.39
BRUNEI DARUSSALAM	414,516	180,240	-56.52	471,557	189,760	-59.76
LAO PEOPLE'S DEMOCRATIC REPU	0	1,786	-	0	43,879	-
VIET NAM	17,232,664	14,539,055	-15.63	7,145,655	4,139,091	-42.08
MALDIVES	1,064,082	570,569	-46.38	1,628,395	1,084,403	-33.41
INDIA	3,723,035	11,044,838	196.66	3,281,337	4,364,974	33.02
PAKISTAN	460,788	391,502	-15.04	398,279	194,206	-51.24
BANGLADESH	364,961	22,761	-93.76	104,191	17,218	-83.47
SRI LANKA	154,472	122,435	-20.74	263,444	98,362	-62.66
IRAQ	190,046	234,120	23.19	109,994	182,380	65.81
IRAN (ISLAMIC REPUBLIC OF)	685,896	1,177,652	71.70	694,390	1,235,881	77.98
SAUDI ARABIA	6,280,945	1,362,752	-78.30	2,378,831	796,552	-66.51
ISRAEL	236,047	192,565	-18.42	462,033	497,052	7.58
KUWAIT	735,570	1,344,529	82.79	487,896	456,785	-6.38
JORDAN	486,794	1,801,876	270.15	339,392	804,181	136.95
LEBANON	154,749	168,115	8.64	252,541	431,692	70.94
YEMEN	4,263,978	3,040,254	-28.70	1,425,122	751,492	-47.27
OMAN	78,901	44,585	-43.49	89,296	43,711	-51.05
SYRIA ARAB REPUBLIC	14,103,790	21,383,090	51.61	2,583,759	4,883,176	89.00
TURKEY	3,269,886	2,127,712	-34.93	4,493,374	3,195,328	-28.89
UNITED ARAB EMIRATES	4,918,225	3,738,795	-23.98	3,917,852	2,354,266	-39.91
QATAR	691,470	129,980	-81.20	888,265	89,402	-89.94
BAHRAIN	235,590	517,145	119.51	236,759	366,279	54.71
CYPRUS	155,847	210,691	35.19	301,498	493,484	63.68
EGYPT	14,983,376	12,840,417	-14.30	3,205,130	3,273,621	2.14
LIBYAN ARAB JAMAHIRIYA	125,797	65,484	-47.94	183,630	74,350	-59.51
MOROCCO	67,510	49,918	-26.06	84,767	114,962	35.62
TUNISIA	356,576	155,360	-56.43	149,725	399,756	166.99
ALGERIA	498,702	281,542	-43.55	437,875	118,873	-72.85
SUDAN	17,993	29,812	65.69	60,762	30,240	-50.23
NAMIBIA	2,351	6,093	159.17	5,653	9,071	60.46
ETHIOPIA	30,243	17	-99.94	52,131	28	-99.95
TANZANIA, UNITED REPUBLIC OF	8,882	1,424	-83.97	28,537	2,384	-91.65
MADAGASCAR	11,017	12,561	14.01	22,577	39,753	76.08
SOMALIA	67,596	11,841	-82.48	133,308	19,144	-85.64
KENYA	3,355	109,691	3,169.48	1,957	148,109	7,468.17
REUNION	577,639	385,253	-33.31	911,329	624,380	-31.49
MOZAMBIQUE	19,921	4,370	-78.06	10,810	1,940	-82.05
GHANA	892	11	-98.77	2,060	300	-85.44
ANGOLA	3,408	984	-71.13	3,952	1,198	-69.69
CONGO	0	4,956	-	0	31,810	-
CAMEROON	49	0	-100.00	464	0	-100.00
NIGERIA	10	52,611	526,010.00	225	184,557	81,925.33
SIERRA LEONE	0	454	-	0	1,440	-
GABON	2,498	835	-66.57	10,224	3,907	-61.79
COTE D'IVOIRE	5,464	1,529	-72.02	7,112	3,378	-52.50
SENEGAL	20,838	22,564	8.28	23,653	22,549	-4.67
U.S. VIRGIN ISLANDS	3,927	566	-85.59	6,551	907	-86.15
SEYCHELLES	159,054	327,039	105.62	354,990	645,384	81.80
UGANDA	1	0	-100.00	8	0	-100.00
CENTRAL AFRICAN REPUBLIC	0	9,875	-	0	11,010	-
DJIBOUTI	1,262	2,582	104.60	5,794	17,001	193.42
SOUTH AFRICA	8,242,117	6,545,194	-20.59	11,573,556	8,978,794	-22.42
MAURITIUS	285,958	156,697	-45.20	511,406	319,640	-37.50
VIRGIN ISLANDS (BRITISH)	4,181	17,984	330.14	14,223	61,701	333.81
AUSTRALIA	48,072,537	39,948,197	-16.90	62,144,530	59,098,992	-4.90
NEW ZEALAND	3,717,573	3,479,418	-6.41	3,956,795	4,214,087	6.50
MICRONESIA, FEDERATED STATES	1,839	4,319	134.86	9,381	4,219	-55.03
GUAM	34,874	54,964	57.61	72,996	91,958	25.98
PALAU	3,382	1,082	-68.01	7,702	4,583	-40.50
NEW CALEDONIA	701,264	549,767	-21.60	1,057,888	891,574	-15.72
NORTHERN MARIANA ISLANDS	6,600	899	-86.38	20,580	7,513	-63.49
SAINT VINCENT AND THE GRENADI	1,601	3,027	89.07	3,083	11,507	273.24
VANUATU	40,992	44,320	8.12	154,209	51,144	-66.83
WALLIS AND FUTUNA ISLANDS	10,910	2,336	-78.59	20,824	3,559	-82.91
AMERICAN SAMOA	0	8,352	-	0	5,120	-
COOK ISLANDS	28,018	9,420	-66.38	33,348	30,933	-7.24
FIJI	61,559	4,216	-93.15	260,929	24,122	-90.76
SAMOA	1,002	2,942	193.61	3,082	3,788	22.91
SOLOMON ISLANDS	6,290	0	-100.00	16,722	0	-100.00
TONGA	1,607	10	-99.38	6,651	23	-99.65
EAST TIMOR	52,536	127,557	142.80	86,364	103,038	19.31
UNITED STATES	44,953,160	27,656,436	-38.48	105,215,324	71,658,253	-31.89
CANADA	3,594,567	2,010,851	-44.06	7,856,847	4,684,626	-40.38
MEXICO	757,162	475,548	-37.19	1,743,569	1,167,257	-33.05

TABEL 5. PERKEMBANGAN EKSPOR INDONESIA MENURUT KOMODITI DAN NEGARA TUJUAN

JENIS BARANG	BERAT BERSIH (KG)		PERUB	NILAI FOB (US \$)		PERUB
	JAN-JUL 2008	JAN-JUL 2009	%	JAN-JUL 2008	JAN-JUL 2009	%
	(1)	(2)	(3)	(4)	(5)	(6)
GUATEMALA	6,297	4,832	-23.27	27,804	19,908	-28.40
HONDURAS	7,825	8,751	11.83	5,290	15,079	185.05
NICARAGUA	12,477	2,737	-78.06	20,621	5,571	-72.98
PANAMA	33,450	26,185	-21.72	78,068	39,615	-49.26
CHILE	276,076	169,267	-38.69	621,647	388,758	-37.46
VENEZUELA	38,631	105,320	172.63	66,431	220,806	232.38
ARGENTINA	362,328	119,793	-66.94	703,333	437,407	-37.81
BRAZIL	315,184	240,309	-23.76	731,149	507,955	-30.53
COLOMBIA	95,825	70,910	-26.00	141,356	114,069	-19.30
URUGUAY	57,471	18,381	-68.02	107,699	40,633	-62.27
PARAGUAY	0	786	-	0	602	-
ECUADOR	298	10,986	3,586.58	692	7,006	912.43
PERU	14,682	2,890	-80.32	19,624	9,460	-51.79
TRINIDAD AND TOBAGO	14,027	4,122	-70.61	39,440	9,989	-74.67
BAHAMAS	40,653	14,031	-65.49	122,265	41,784	-65.83
JAMAICA	88,420	57,653	-34.80	245,549	147,306	-40.01
PUERTO RICO	98,998	86,356	-12.77	258,315	234,902	-9.06
BELIZE	0	896	-	0	2,247	-
DOMINICAN REPUBLIC	95,553	117,014	22.46	259,755	314,260	20.98
EL SALVADOR	8,713	0	-100.00	8,518	0	-100.00
COSTA RICA	61,227	33,925	-44.59	124,060	71,042	-42.74
HAITI	19,515	6,258	-67.93	25,621	13,405	-47.68
BARBADOS	3,775	90,039	2,285.14	6,750	75,838	1,023.53
ANTIGUA AND BARBUDA	14,164	496	-96.50	37,464	842	-97.75
ANGUILLA	0	15,238	-	0	51,587	-
ARUBA	58,455	17,279	-70.44	88,781	42,467	-52.17
BERMUDA	17,500	17,714	1.22	59,928	86,150	43.76
CAYMAN ISLANDS	881	0	-100.00	529	0	-100.00
DOMINICA	963	0	-100.00	3,775	0	-100.00
FRENCH GUIANA	17,281	19,767	14.39	54,449	45,480	-16.47
FRENCH POLYNESIA	374,476	125,487	-66.49	682,253	238,574	-65.03
GRENADA	6,628	326	-95.08	30,689	1,591	-94.82
MARTINIQUE	93,364	49,888	-46.57	169,593	75,829	-55.29
NETHERLANDS ANTILLES	287,195	275,371	-4.12	1,179,223	1,085,067	-7.98
NORFOLK ISLANDS	2,081	0	-100.00	4,992	0	-100.00
SAINT LUCIA	47,272	0	-100.00	182,593	0	-100.00
TURKS AND CAICOS ISLANDS	253,114	7,616	-96.99	566,495	26,181	-95.38
GUADELOUPE	69,313	46,484	-32.94	160,998	73,635	-54.26
SAINT KITTS AND NEVIS	10,296	5,479	-46.79	14,994	7,749	-48.32
UNITED KINGDOM	22,950,342	14,267,004	-37.84	45,911,430	29,753,179	-35.19
NETHERLANDS	44,077,671	33,748,874	-23.43	60,643,210	51,130,712	-15.69
FRANCE	13,631,675	9,928,260	-27.17	24,807,760	18,163,179	-26.78
GERMANY, FED. REP. OF	29,260,605	24,769,399	-15.35	48,466,640	41,040,224	-15.32
AUSTRIA	176,232	181,008	2.71	572,667	428,183	-25.23
BELGIUM	14,293,353	9,841,941	-31.14	20,353,036	15,324,891	-24.70
SWITZERLAND	104,389	157,475	50.85	478,440	675,721	41.23
LUXEMBOURG	167,254	0	-100.00	116,455	0	-100.00
MONACO	287	0	-100.00	1,141	0	-100.00
DENMARK	4,037,863	2,594,210	-35.75	7,759,708	3,748,242	-51.70
NORWAY	3,576,185	1,410,685	-60.55	8,045,651	2,654,035	-67.01
SWEDEN	1,640,675	866,967	-47.16	4,402,649	2,520,004	-42.76
FINLAND	1,643,955	357,885	-78.23	3,705,072	885,939	-76.09
IRELAND	2,060,353	614,163	-70.19	4,375,278	1,490,353	-65.94
ITALY	11,122,607	6,355,624	-42.86	25,421,211	13,776,670	-45.81
SPAIN	6,259,903	3,649,374	-41.70	12,859,009	9,475,919	-26.31
PORTUGAL	1,455,812	1,498,514	2.93	3,314,041	3,098,216	-6.51
ICELAND	23,940	0	-100.00	48,152	0	-100.00
GREECE	1,394,325	869,235	-37.66	2,577,209	2,480,142	-3.77
ANDORRA	3,655	0	-100.00	1,679	0	-100.00
DEMOCRATIC REPUBLIC OF THE C	0	845	-	0	2,688	-
HUNGARY	184,823	93,927	-49.18	354,813	145,745	-58.92
POLAND	8,000,042	6,508,017	-18.65	11,257,585	9,022,528	-19.85
ROMANIA	306,865	22,711	-92.60	460,624	36,850	-92.00
BULGARIA	532,589	286,637	-46.18	802,689	448,901	-44.08
YUGOSLAVIA	138,604	4,818	-96.52	188,849	10,781	-94.29
ALBANIA	3,559	101,493	2,751.73	9,379	171,207	1,725.43
AZERBAIJAN	187,416	24,563	-86.89	312,925	51,550	-83.53
KAZAKHSTAN	319,292	58,373	-81.72	642,017	118,791	-81.50
MOLDOVA, REPUBLIC OF	15,592	0	-100.00	15,763	0	-100.00
UKRAINE	1,120,163	394,778	-64.76	1,742,010	761,777	-56.27
UZBEKISTAN	13,272	0	-100.00	20,800	0	-100.00
LITHUANIA	76,456	132,295	73.03	155,723	191,021	22.67
LATVIA	385,574	26,460	-93.14	494,595	52,548	-89.38
ESTONIA	583,950	210,512	-63.95	821,800	451,304	-45.08
GEORGIA	117,708	39,568	-66.38	215,213	57,372	-73.34

TABEL 5. PERKEMBANGAN EKSPOR INDONESIA MENURUT KOMODITI DAN NEGARA TUJUAN

JENIS BARANG	BERAT BERSIH (KG)		PERUB	NILAI FOB (US \$)		PERUB
	JAN-JUL 2008	JAN-JUL 2009	%	JAN-JUL 2008	JAN-JUL 2009	%
(1)	(2)	(3)	(4)	(5)	(6)	(7)
CROATIA	478,801	267,466	-44.14	931,738	584,670	-37.25
BOSNIA AND HERZEGOVINA	1,169	0	-100.00	5,382	0	-100.00
MALTA	14,084	14,266	1.29	42,745	95,837	124.21
SLOVAKIA	80,162	9,769	-87.81	90,075	34,862	-61.30
SLOVENIA	259,775	144,702	-44.30	520,274	443,433	-14.77
CZECH REPUBLIC	330,012	267,761	-18.86	906,640	728,759	-19.62
REP. OF MACEDONIA	8,915	2,147	-75.92	12,942	2,694	-79.18
RUSSIA FEDERATION	1,245,042	719,593	-42.20	2,635,829	1,456,123	-44.76
-TIMAH	81,105,005	61,006,595	-24.78	1,451,772,131	713,488,239	-50.85
JAPAN	2,850,930	829,390	-70.91	48,144,878	10,069,386	-79.09
HONG KONG	693,286	85,251	-87.70	10,522,301	709,544	-93.26
KOREA, REPUBLIC OF	1,525,660	594,858	-61.01	29,020,805	6,843,705	-76.42
TAIWAN	1,177,547	702,597	-40.33	21,578,693	8,552,127	-60.37
CHINA	385,564	2,640,765	584.91	5,373,469	30,860,261	474.31
THAILAND	19,733	163,535	728.74	266,395	1,717,118	544.58
SINGAPORE	65,942,753	48,566,546	-26.35	1,187,443,375	568,323,064	-52.14
PHILIPPINES	50,264	75,135	49.48	1,121,771	1,198,048	6.80
MALAYSIA	7,513,013	6,857,526	-8.72	135,275,603	79,975,866	-40.88
VIET NAM	330,609	78	-99.98	5,043,720	565	-99.99
INDIA	500,611	67,111	-86.59	7,081,113	763,100	-89.22
BANGLADESH	966	2,000	107.04	16,830	23,130	37.43
IRAQ	0	6,113	-	0	118,569	-
SAUDI ARABIA	0	1	-	0	2,892	-
UNITED ARAB EMIRATES	0	100,113	-	0	1,330,577	-
AUSTRALIA	78,131	60,987	-21.94	260,355	228,336	-12.30
EAST TIMOR	4,064	1,598	-60.68	4,620	474	-89.74
UNITED STATES	7,046	72,378	927.22	68,004	223,609	228.82
CANADA	0	908	-	0	11,655	-
NETHERLANDS	24,828	151,617	510.67	550,199	2,144,275	289.73
GERMANY, FED. REP. OF	0	2,637	-	0	48,540	-
BELGIUM	0	17	-	0	42	-
SPAIN	0	25,434	-	0	343,356	-
-ALUMINIUM	155,183,958	139,758,052	-9.94	493,977,471	261,349,776	-47.09
JAPAN	83,294,993	88,645,998	6.42	228,412,890	128,813,300	-43.61
HONG KONG	946,547	759,829	-19.73	3,337,019	1,282,014	-61.58
KOREA, DEMOCRATIC PEOPLE'S RI	1,306	0	-100.00	8,250	0	-100.00
KOREA, REPUBLIC OF	5,490,724	7,989,150	45.50	11,340,822	10,773,243	-5.00
TAIWAN	2,602,468	1,177,644	-54.75	9,973,066	4,190,700	-57.98
CHINA	1,519,094	5,586,865	267.78	5,351,242	9,626,956	79.90
PAPUA NEW GUINEA	452,905	781,586	72.57	1,757,627	1,996,420	13.59
THAILAND	4,383,831	3,608,026	-17.70	17,817,178	9,736,802	-45.35
SINGAPORE	6,671,441	4,565,788	-31.56	24,710,901	15,905,219	-35.63
PHILIPPINES	6,512,463	4,801,216	-26.28	20,163,342	15,573,928	-22.76
MALAYSIA	6,859,232	5,165,445	-24.69	24,578,442	13,675,981	-44.36
MYANMAR (FORM. BURMA)	67,197	21,258	-68.36	251,865	53,098	-78.92
BRUNEI DARUSSALAM	183,178	189,903	3.67	849,738	693,325	-18.41
NEPAL	176,659	0	-100.00	651,890	0	-100.00
VIET NAM	807,726	1,621,418	100.74	3,954,157	3,312,248	-16.23
MALDIVES	7,537	4,482	-40.53	17,086	11,664	-31.73
INDIA	934,328	538,217	-42.40	3,861,631	1,464,774	-62.07
PAKISTAN	205,628	82,235	-60.01	1,019,935	291,002	-71.47
BANGLADESH	173,480	227,279	31.01	751,556	538,883	-28.30
SRI LANKA	76,509	35,845	-53.15	327,509	96,041	-70.68
IRAN (ISLAMIC REPUBLIC OF)	20,359	43,201	112.20	62,268	136,674	119.49
SAUDI ARABIA	2,060,944	92,393	-95.52	13,938,849	490,689	-96.48
KUWAIT	9,415	3,876	-58.83	6,600	9,066	37.36
LEBANON	0	11,869	-	0	39,180	-
YEMEN	64,864	0	-100.00	467,723	0	-100.00
OMAN	850,205	95,400	-88.78	3,817,537	198,984	-94.79
TURKEY	80,963	28,918	-64.28	341,857	96,273	-71.84
UNITED ARAB EMIRATES	404,209	59,326	-85.32	2,089,683	304,546	-85.43
BAHRAIN	157	783	398.73	6,215	4,974	-19.97
CYPRUS	819	1,762	115.14	9,324	12,284	31.75
EGYPT	234,375	4,100	-98.25	1,187,865	6,261	-99.47
LIBYAN ARAB JAMAHIRIYA	0	5,788	-	0	9,486	-
MOROCCO	905	0	-100.00	4,853	0	-100.00
ETHIOPIA	1,109,688	576,485	-48.05	3,750,000	1,511,083	-59.70
TANZANIA, UNITED REPUBLIC OF	0	53	-	0	28	-
MADAGASCAR	45,726	77,186	68.80	157,220	237,862	51.29
KENYA	1,800	0	-100.00	10,905	0	-100.00
REUNION	20,206	19,384	-4.07	70,536	61,087	-13.40
MOZAMBIQUE	90,653	0	-100.00	417,965	0	-100.00
ANGOLA	0	112	-	0	1,385	-

TABEL 5. PERKEMBANGAN EKSPOR INDONESIA MENURUT KOMODITI DAN NEGARA TUJUAN

JENIS BARANG	BERAT BERSIH (KG)		PERUB	NILAI FOB (US \$)		PERUB
	JAN-JUL 2008	JAN-JUL 2009	%	JAN-JUL 2008	JAN-JUL 2009	%
(1)	(2)	(3)	(4)	(5)	(6)	(7)
NIGERIA	218,247	205,308	-5.93	761,773	503,613	-33.89
COTE D'IVOIRE	83,520	0	-100.00	413,280	0	-100.00
SENEGAL	3,327	4,690	40.97	19,667	26,702	35.77
BENIN	125	0	-100.00	68	0	-100.00
SEYCHELLES	0	309	-	0	1,883	-
SAO TOME AND PRINCIPE	593	0	-100.00	500	0	-100.00
SOUTH AFRICA	115,992	69,847	-39.78	867,450	438,058	-49.50
ZAMBIA	1,056	630	-40.34	12,342	7,504	-39.20
MAURITIUS	357,657	414,637	15.93	1,347,222	1,261,727	-6.35
AUSTRALIA	4,921,828	3,520,559	-28.47	18,378,803	9,596,683	-47.78
NEW ZEALAND	1,352,050	565,666	-58.16	4,641,954	1,242,118	-73.24
GUAM	243	0	-100.00	1,620	0	-100.00
NEW CALEDONIA	238,478	214,359	-10.11	864,066	678,742	-21.45
VANUATU	988	5,892	496.36	2,011	4,966	146.94
COOK ISLANDS	65	0	-100.00	188	0	-100.00
FIJI	54,926	187,329	241.06	161,641	232,923	44.10
KIRIBATI	148	0	-100.00	1,608	0	-100.00
TONGA	110	0	-100.00	589	0	-100.00
EAST TIMOR	128,978	382,870	196.85	113,970	395,659	247.16
UNITED STATES	16,256,737	4,309,131	-73.49	59,135,661	14,132,261	-76.10
CANADA	988,046	1,131,211	14.49	3,934,363	2,702,127	-31.32
MEXICO	27,273	5,678	-79.18	154,542	47,316	-69.38
GUATEMALA	0	115	-	0	499	-
PANAMA	0	406	-	0	800	-
CHILE	16,463	0	-100.00	122,105	0	-100.00
VENEZUELA	421	23	-94.54	128	34	-73.44
ARGENTINA	150	76	-49.33	195	92	-52.82
BRAZIL	130,715	152,628	16.76	759,376	745,916	-1.77
COLOMBIA	0	60	-	0	174	-
URUGUAY	1,057	1	-99.91	518	3	-99.42
PERU	0	16,606	-	0	33,363	-
TRINIDAD AND TOBAGO	15	0	-100.00	1,100	0	-100.00
JAMAICA	0	308	-	0	367	-
PUERTO RICO	35,736	0	-100.00	107,946	0	-100.00
DOMINICAN REPUBLIC	1,043	540	-48.23	12,931	1,775	-86.27
COSTA RICA	2,607	0	-100.00	23,827	0	-100.00
HAITI	136,852	0	-100.00	670,022	0	-100.00
ARUBA	0	24	-	0	55	-
FRENCH POLYNESIA	659	1,516	130.05	2,673	1,332	-50.17
NETHERLANDS ANTILLES	939	1,400	49.09	516	1,097	112.60
GUADELOUPE	0	152	-	0	180	-
UNITED KINGDOM	989,998	397,364	-59.86	5,764,496	2,034,834	-64.70
NETHERLANDS	88,606	146,354	65.17	730,232	1,121,929	53.64
FRANCE	205,077	192,392	-6.19	1,504,751	1,430,649	-4.92
GERMANY, FED. REP. OF	829,159	650,571	-21.54	1,947,855	1,790,306	-8.09
AUSTRIA	1,210	2,887	138.60	7,801	7,616	-2.37
BELGIUM	116,584	103,531	-11.20	816,827	476,834	-41.62
SWITZERLAND	669	2,561	282.81	5,499	11,210	103.86
DENMARK	203,258	17,454	-91.41	682,763	25,163	-96.31
NORWAY	88,512	16,953	-80.85	285,227	92,774	-67.47
SWEDEN	94,841	7,585	-92.00	204,341	59,225	-71.02
FINLAND	0	4,272	-	0	28,053	-
ITALY	89,126	85,701	-3.84	472,699	339,973	-28.08
SPAIN	64,404	52,921	-17.83	309,677	355,574	14.82
PORTUGAL	1,012	1,343	32.71	5,766	1,860	-67.74
GREECE	13,306	12,218	-8.18	92,459	75,803	-18.01
DEMOCRATIC REPUBLIC OF THE C	9,343	0	-100.00	35,527	0	-100.00
HUNGARY	2,753	435	-84.20	17,085	3,150	-81.56
POLAND	17,311	7,043	-59.31	106,227	116,443	9.62
ROMANIA	2,293	0	-100.00	15,442	0	-100.00
BULGARIA	3,601	2,512	-30.24	21,211	15,282	-27.95
UKRAINE	19,732	6,208	-68.54	64,594	35,466	-45.09
CROATIA	1,663	4,355	161.88	10,667	31,711	197.28
MALTA	0	2,165	-	0	3,098	-
SLOVAKIA	0	20	-	0	202	-
SLOVENIA	8,812	775	-91.21	45,241	2,963	-93.45
CZECH REPUBLIC	893,110	0	-100.00	2,840,883	0	-100.00
RUSSIA FEDERATION	0	25,641	-	0	76,229	-
-NIKEL	66,497,225	18,667,602	-71.93	1,045,210,452	122,684,656	-88.26
JAPAN	59,081,135	18,362,180	-68.92	996,429,684	121,445,878	-87.81
HONG KONG	37	0	-100.00	673	0	-100.00
KOREA, REPUBLIC OF	47,742	215,735	351.88	175,711	619,038	252.30
CHINA	9,378	8,737	-6.84	56,027	137,475	145.37
THAILAND	43	0	-100.00	432	0	-100.00

TABEL 5. PERKEMBANGAN EKSPOR INDONESIA MENURUT KOMODITI DAN NEGARA TUJUAN

JENIS BARANG	BERAT BERSIH (KG)		PERUB	NILAI FOB (US \$)		PERUB
	JAN-JUL 2008	JAN-JUL 2009	%	JAN-JUL 2008	JAN-JUL 2009	%
(1)	(2)	(3)	(4)	(5)	(6)	(7)
SINGAPORE	19,326	411	-97.87	34,261	12,025	-64.90
MALAYSIA	41,753	298	-99.29	164,535	16,125	-90.20
VIET NAM	0	27,972	-	0	154,115	-
INDIA	0	8,656	-	0	25,140	-
EGYPT	0	32	-	0	168	-
EAST TIMOR	0	24	-	0	19	-
UNITED STATES	1	17,360	1,735,900.00	84	127,412	151,580.95
UNITED KINGDOM	3,651	20,679	466.39	44,817	130,284	190.70
NETHERLANDS	0	5,493	-	0	16,821	-
AUSTRIA	59	25	-57.63	68	156	129.41
SWITZERLAND	7,294,100	0	-100.00	48,304,160	0	-100.00
-BESI/BAJA	1,355,724,074	1,026,857,311	-24.26	1,894,337,182	1,183,224,854	-37.54
JAPAN	76,396,117	33,675,839	-55.92	133,172,202	82,711,449	-37.89
HONG KONG	1,024,801	2,525,717	146.46	3,512,213	5,510,700	56.90
KOREA, REPUBLIC OF	31,692,590	38,862,853	22.62	141,792,373	72,221,170	-49.07
TAIWAN	13,175,041	4,493,198	-65.90	31,756,322	7,028,647	-77.87
CHINA	72,398,547	147,290,281	103.44	46,215,523	66,857,787	44.67
MACAU	3,225	0	-100.00	17,786	0	-100.00
PAPUA NEW GUINEA	1,478,634	1,998,748	35.18	1,675,328	3,852,492	129.95
THAILAND	48,125,728	15,735,300	-67.30	75,385,359	32,950,068	-56.29
SINGAPORE	337,770,223	183,120,856	-45.79	374,444,512	205,468,425	-45.13
PHILIPPINES	22,014,718	16,077,035	-26.97	28,951,465	15,782,926	-45.48
MALAYSIA	125,289,787	103,798,711	-17.15	126,132,977	85,177,708	-32.47
MYANMAR (FORM. BURMA)	1,505,512	5,809,593	285.89	2,379,117	4,460,005	87.46
CAMBODIA	5,843,750	53	-100.00	5,691,223	556	-99.99
BRUNEI DARUSSALAM	539,745	3,912,733	624.92	1,174,110	3,232,852	175.34
NEPAL	57	0	-100.00	315	0	-100.00
VIET NAM	93,888,620	106,292,796	13.21	94,345,512	67,904,407	-28.03
MALDIVES	70,208	42,968	-38.80	191,417	146,613	-23.41
INDIA	31,215,448	41,086,364	31.62	28,988,335	29,146,903	0.55
PAKISTAN	5,132,362	14,405,121	180.67	5,539,578	11,660,856	110.50
BANGLADESH	3,691,499	6,957,342	88.47	4,339,815	4,391,211	1.18
SRI LANKA	7,653,716	6,930,352	-9.45	7,504,242	3,823,822	-49.04
IRAQ	0	48,532	-	0	38,167	-
IRAN (ISLAMIC REPUBLIC OF)	42,400,447	32,970,614	-22.24	44,244,729	68,241,488	54.24
SAUDI ARABIA	6,403,962	11,316,693	76.71	11,615,580	14,103,415	21.42
ISRAEL	4,040	4,418	9.36	18,757	90,275	381.29
KUWAIT	5,064,629	8,608,033	69.96	8,223,497	8,264,399	0.50
JORDAN	27,277	442,114	1,520.83	63,984	363,434	468.01
LEBANON	22,485	25,235	12.23	76,650	123,330	60.90
YEMEN	2,506,841	1,594,909	-36.38	5,367,059	2,560,678	-52.29
OMAN	1,077,911	6,825,948	533.26	5,722,712	10,599,302	85.21
SYRIA ARAB REPUBLIC	1,143,714	3,893,985	240.47	2,454,432	9,444,038	284.77
TURKEY	1,836,370	821,286	-55.28	2,954,470	1,555,122	-47.36
UNITED ARAB EMIRATES	76,192,364	20,831,388	-72.66	74,149,222	16,457,273	-77.81
QATAR	2,301,106	5,369,037	133.32	8,359,135	8,683,926	3.89
BAHRAIN	3,698,771	23,543	-99.36	7,539,797	35,387	-99.53
CYPRUS	14,041	226,905	1,516.02	13,503	164,196	1,116.00
EGYPT	2,608,512	3,789,129	45.26	1,673,925	4,595,993	174.56
LIBYAN ARAB JAMAHIRIYA	0	50,457	-	0	37,104	-
MOROCCO	100	726	626.00	278	1,187	326.98
TUNISIA	2,040,887	194,015	-90.49	2,880,212	151,064	-94.76
ALGERIA	3,802,372	2,862,321	-24.72	18,743,569	6,852,243	-63.44
SUDAN	43,832	301,304	587.41	511,918	347,062	-32.20
NAMIBIA	690	322	-53.33	2,052	746	-63.65
ETHIOPIA	230,750	0	-100.00	302,283	0	-100.00
TANZANIA, UNITED REPUBLIC OF	224,681	168	-99.93	399,352	513	-99.87
MADAGASCAR	1,948,387	1,200,353	-38.39	2,267,606	883,882	-61.02
SOMALIA	225,249	991,890	340.35	261,020	692,831	165.43
KENYA	98,048	425,221	333.69	171,113	333,478	94.89
REUNION	22,869	15,350	-32.88	45,248	22,791	-49.63
MOZAMBIQUE	718,620	63,715	-91.13	948,578	117,743	-87.59
GHANA	90,717	492,087	442.44	189,652	401,485	111.70
LIBERIA	0	49,310	-	0	31,010	-
ANGOLA	881,265	2,455,931	178.68	1,644,010	10,112,658	515.12
CONGO	0	492	-	0	1,102	-
CAMEROON	35,581	15,116	-57.52	69,485	36,410	-47.60
NIGERIA	264,545	382,135	44.45	555,496	682,241	22.82
GABON	15,428	694	-95.50	34,437	3,089	-91.03
COTE D'IVOIRE	46,316	7,710	-83.35	55,634	10,201	-81.66
SENEGAL	419	6,708	1,500.95	1,729	26,117	1,410.53
MAURITANIA	250,099	233,530	-6.62	750,803	951,467	26.73
BENIN	89,513	172,131	92.30	180,048	247,176	37.28
BURKINA FASO	0	3,644	-	0	11,022	-

TABEL 5. PERKEMBANGAN EKSPOR INDONESIA MENURUT KOMODITI DAN NEGARA TUJUAN

JENIS BARANG	BERAT BERSIH (KG)		PERUB	NILAI FOB (US \$)		PERUB
	JAN-JUL 2008	JAN-JUL 2009	%	JAN-JUL 2008	JAN-JUL 2009	%
(1)	(2)	(3)	(4)	(5)	(6)	(7)
SEYCHELLES	416,015	13,146	-96.84	384,707	38,511	-89.99
UGANDA	0	3,614	-	0	11,991	-
NIGER	88	0	-100.00	250	0	-100.00
DJIBOUTI	1,912,292	128	-99.99	2,289,311	200	-99.99
SOUTH AFRICA	3,078,233	1,196,478	-61.13	5,677,381	2,864,302	-49.55
ZIMBABWE	5,074	0	-100.00	10,258	0	-100.00
ZAMBIA	139,326	0	-100.00	299,140	0	-100.00
MAURITIUS	4,391,876	2,823,160	-35.72	6,293,397	4,197,603	-33.30
RWANDA	35	0	-100.00	250	0	-100.00
VIRGIN ISLANDS (BRITISH)	85	2,567	2,920.00	521	973	86.76
AUSTRALIA	100,989,657	46,666,015	-53.79	107,790,986	63,378,457	-41.20
NEW ZEALAND	2,984,001	3,655,156	22.49	3,675,241	3,821,452	3.98
MICRONESIA, FEDERATED STATES	203	6,520	3,111.82	1,039	20,921	1,913.57
GUAM	16,206	1,188	-92.67	9,393	2,519	-73.18
PALAU	932	3	-99.68	2,084	60	-97.12
NEW CALEDONIA	20,839	50,546	142.55	42,411	55,656	31.23
SAINT VINCENT AND THE GRENADI	43	0	-100.00	43	0	-100.00
VANUATU	55,336	7,756	-85.98	115,092	20,033	-82.59
WALLIS AND FUTUNA ISLANDS	840	49	-94.17	1,824	92	-94.96
COOK ISLANDS	3,335	1,703	-48.94	22,279	5,529	-75.18
FIJI	56,362	177,205	214.41	118,724	328,796	176.94
SOLOMON ISLANDS	2,057,343	0	-100.00	1,737,730	0	-100.00
TONGA	1,088	5	-99.54	1,471	10	-99.32
EAST TIMOR	3,359,953	6,713,218	99.80	3,303,365	7,041,519	113.16
UNITED STATES	44,517,306	36,131,033	-18.84	109,282,401	96,299,519	-11.88
CANADA	1,036,261	3,159,927	204.94	4,542,989	4,878,616	7.39
MEXICO	720,795	4,987,639	591.96	1,908,671	13,034,577	582.91
GUATEMALA	132,203	61,663	-53.36	330,908	174,037	-47.41
HONDURAS	102	0	-100.00	65	0	-100.00
NICARAGUA	2,716	8	-99.71	4,903	17	-99.65
PANAMA	1,197	197,286	16,381.70	1,290	125,902	9,659.84
SURINAME	16,874	0	-100.00	37,286	0	-100.00
CHILE	388,372	202,080	-47.97	608,691	304,336	-50.00
VENEZUELA	5,007	607,221	12,027.44	100,856	1,675,908	1,561.68
ARGENTINA	94,221	61,122	-35.13	647,498	739,921	14.27
BRAZIL	1,702,642	208,643	-87.75	6,097,719	475,715	-92.20
COLOMBIA	62,718	644,964	928.36	254,641	4,245,183	1,567.12
BOLIVIA	0	117,458	-	0	49,767	-
URUGUAY	43,946	17	-99.96	116,311	129	-99.89
ECUADOR	511,795	44,709	-91.26	1,066,868	79,945	-92.51
PERU	403,598	240,309	-40.46	823,151	427,548	-48.06
TRINIDAD AND TOBAGO	95,964	99,450	3.63	101,279	294,288	190.57
BAHAMAS	35	0	-100.00	35	0	-100.00
JAMAICA	409	823	101.22	137	688	402.19
PUERTO RICO	301	137	-54.49	996	1,035	3.92
DOMINICAN REPUBLIC	2,339	982	-58.02	2,710	2,109	-22.18
COSTA RICA	2,883	9,971	245.86	3,553	12,103	240.64
HAITI	0	53	-	0	118	-
BARBADOS	50,950	23,340	-54.19	61,340	17,524	-71.43
ANTIGUA AND BARBUDA	0	1	-	0	20	-
ANGUILLA	0	67	-	0	86	-
ARUBA	504	10	-98.02	4,796	25	-99.48
BERMUDA	2	513	25,550.00	60	2,091	3,385.00
FRENCH GUIANA	5,045	5,009	-0.71	15,075	15,537	3.06
FRENCH POLYNESIA	1,831,270	10,965	-99.40	1,519,990	13,284	-99.13
GRENADA	48	0	-100.00	235	0	-100.00
MARTINIQUE	3,831	900	-76.51	6,781	1,130	-83.34
NETHERLANDS ANTILLES	2,007	9,345	365.62	5,908	15,147	156.38
TURKS AND CAICOS ISLANDS	128	1,933	1,410.16	212	6,245	2,845.75
GUADELOUPE	3,545	4,813	35.77	8,446	5,529	-34.54
SAINT KITTS AND NEVIS	3,391	685	-79.80	2,001	955	-52.27
UNITED KINGDOM	11,727,986	7,919,467	-32.47	9,789,973	9,092,950	-7.12
NETHERLANDS	49,716,816	38,957,619	-21.64	48,695,193	25,981,977	-46.64
FRANCE	314,388	283,494	-9.83	1,794,311	898,433	-49.93
GERMANY, FED. REP. OF	38,270,240	5,605,687	-85.35	33,575,549	8,508,840	-74.66
AUSTRIA	1,755	338,226	19,172.14	2,808	339,596	11,993.87
BELGIUM	2,577,241	2,283,911	-11.38	12,875,829	8,913,838	-30.77
SWITZERLAND	29,577,384	18,705,937	-36.76	185,306,674	44,765,755	-75.84
DENMARK	9,741,507	29,570	-99.70	7,274,077	79,705	-98.90
NORWAY	7,638	1,322	-82.69	19,521	6,321	-67.62
SWEDEN	396,163	71,027	-82.07	655,336	137,539	-79.01
FINLAND	13,614	3,354	-75.36	132,947	46,608	-64.94
IRELAND	3,096	589,845	18,951.84	5,164	412,844	7,894.66
ITALY	2,759,493	2,052,453	-25.62	9,111,673	3,641,920	-60.03
SPAIN	277,588	556,505	100.48	1,071,000	1,163,296	8.62

TABEL 5. PERKEMBANGAN EKSPOR INDONESIA MENURUT KOMODITI DAN NEGARA TUJUAN

JENIS BARANG	BERAT BERSIH (KG)		PERUB	NILAI FOB (US \$)		PERUB
	JAN-JUL 2008	JAN-JUL 2009	%	JAN-JUL 2008	JAN-JUL 2009	%
(1)	(2)	(3)	(4)	(5)	(6)	(7)
PORTUGAL	145,665	13,909	-90.45	171,461	82,060	-52.14
ICELAND	119,937	4,769	-96.02	258,000	3,142	-98.78
GREECE	159,551	23,732	-85.13	376,809	152,483	-59.53
DEMOCRATIC REPUBLIC OF THE C	955	0	-100.00	3,636	0	-100.00
HUNGARY	1,755	6,259	256.64	3,659	17,748	385.05
POLAND	132,652	201,096	51.60	382,872	573,228	49.72
ROMANIA	993,138	690	-99.93	1,277,630	1,898	-99.85
BULGARIA	9,870	775	-92.15	26,986	820	-96.96
YUGOSLAVIA	490	528	7.76	453	1,639	261.81
ALBANIA	135	0	-100.00	203	0	-100.00
KAZAKHSTAN	3,072	564,178	18,265.17	4,432	2,359,913	53,147.13
UKRAINE	18,105	77,680	329.05	36,742	162,178	341.40
LITHUANIA	163,185	2,051	-98.74	370,835	6,092	-98.36
LATVIA	0	44	-	0	196	-
ESTONIA	455,786	87,383	-80.83	1,193,304	125,825	-89.46
CROATIA	11,177	4,968	-55.55	32,295	8,786	-72.79
BOSNIA AND HERZEGOVINA	170	0	-100.00	798	0	-100.00
MALTA	1,717	86	-94.99	4,684	413	-91.18
SLOVAKIA	377	23,303	6,081.17	2,438	60,536	2,383.02
SLOVENIA	5,534	20,597	272.19	20,884	104,090	398.42
CZECH REPUBLIC	3,699	246,959	6,576.37	10,093	645,929	6,299.77
REP. OF MACEDONIA	0	4,979	-	0	6,243	-
RUSSIA FEDERATION	1,737,462	290,416	-83.29	4,812,515	630,713	-86.89
-TEMBAGA	167,758,377	181,179,693	8.00	1,420,039,936	1,023,321,450	-27.94
JAPAN	2,382,448	7,510,844	215.26	111,581,350	249,150,931	123.29
HONG KONG	7,180,599	3,579,664	-50.15	49,899,337	14,483,876	-70.97
KOREA, REPUBLIC OF	4,013,496	5,708,703	42.24	133,453,295	87,976,304	-34.08
TAIWAN	11,172,082	5,972,576	-46.54	76,495,877	25,875,814	-66.17
CHINA	33,867,823	50,085,719	47.89	179,180,518	187,565,492	4.68
PAPUA NEW GUINEA	56	0	-100.00	89	0	-100.00
THAILAND	37,159,313	28,447,049	-23.45	293,862,763	119,098,276	-59.47
SINGAPORE	12,771,085	16,839,329	31.86	135,183,068	64,790,971	-52.07
PHILIPPINES	8,816,831	4,661,506	-47.13	72,453,938	23,277,256	-67.87
MALAYSIA	40,402,278	49,509,135	22.54	315,330,214	212,404,608	-32.64
BRUNEI DARUSSALAM	670	14	-97.91	338	52	-84.62
LAO PEOPLE'S DEMOCRATIC REPU	0	80	-	0	1,846	-
NEPAL	0	64,476	-	0	310,752	-
VIET NAM	4,600,524	6,017,910	30.81	37,701,621	26,596,428	-29.46
MALDIVES	533	2,149	303.19	5,347	20,316	279.95
INDIA	523,102	705,341	34.84	4,267,042	3,109,938	-27.12
PAKISTAN	96,604	795,412	723.37	654,700	2,584,594	294.78
BANGLADESH	0	183,440	-	0	768,337	-
SAUDI ARABIA	0	5,227	-	0	83,575	-
KUWAIT	0	2,117	-	0	9,587	-
YEMEN	0	40,494	-	0	134,386	-
OMAN	0	412	-	0	3,329	-
UNITED ARAB EMIRATES	2,342	1,274	-45.60	12,585	9,070	-27.93
QATAR	3,021	0	-100.00	2,275	0	-100.00
BAHRAIN	0	59	-	0	656	-
ALGERIA	0	255	-	0	2,772	-
SUDAN	0	18	-	0	550	-
ETHIOPIA	0	8,794	-	0	31,911	-
MADAGASCAR	625,000	57,246	-90.84	407,500	32,802	-91.95
KENYA	5,984	0	-100.00	27,882	0	-100.00
ANGOLA	0	41	-	0	513	-
NIGERIA	0	22	-	0	930	-
SENEGAL	690	0	-100.00	6,880	0	-100.00
SEYCHELLES	59	1,159	1,864.41	128	885	591.41
SOUTH AFRICA	1,518	481	-68.31	2,339	456	-80.50
MAURITIUS	18	504	2,700.00	66	621	840.91
VIRGIN ISLANDS (BRITISH)	959	11	-98.85	2,630	73	-97.22
AUSTRALIA	20,240	120,702	496.35	306,812	751,081	144.80
NEW ZEALAND	245,456	218,997	-10.78	221,912	118,656	-46.53
PALAU	0	1	-	0	19	-
NEW CALEDONIA	53	0	-100.00	150	0	-100.00
VANUATU	287	168	-41.46	521	186	-64.30
FIJI	2,372	28	-98.82	10,921	707	-93.53
TONGA	37	0	-100.00	30	0	-100.00
TUVALU	0	437	-	0	655	-
EAST TIMOR	262,348	25	-99.99	207,391	48	-99.98
UNITED STATES	3,337,481	451,049	-86.49	7,437,725	2,756,760	-62.94
CANADA	51,534	46,893	-9.01	491,077	277,655	-43.46
PANAMA	0	199	-	0	393	-
CHILE	0	14	-	0	155	-

TABEL 5. PERKEMBANGAN EKSPOR INDONESIA MENURUT KOMODITI DAN NEGARA TUJUAN

JENIS BARANG	BERAT BERSIH (KG)		PERUB	NILAI FOB (US \$)		PERUB
	JAN-JUL 2008	JAN-JUL 2009	%	JAN-JUL 2008	JAN-JUL 2009	%
(1)	(2)	(3)	(4)	(5)	(6)	(7)
VENEZUELA	21	0	-100.00	177	0	-100.00
BRAZIL	10,004	31,532	215.19	95,930	409,660	327.04
PERU	13	0	-100.00	100	0	-100.00
PUERTO RICO	1	0	-100.00	3	0	-100.00
DOMINICAN REPUBLIC	249	0	-100.00	333	0	-100.00
COSTA RICA	0	108	-	0	75	-
NETHERLANDS ANTILLES	252	0	-100.00	1,105	0	-100.00
GUADELOUPE	114	0	-100.00	150	0	-100.00
UNITED KINGDOM	17,120	10,563	-38.30	78,861	117,651	49.19
NETHERLANDS	8,178	21,328	160.80	58,837	147,874	151.33
FRANCE	4,093	2,107	-48.52	17,269	68,993	299.52
GERMANY, FED. REP. OF	4,134	38,794	838.41	26,040	110,608	324.76
AUSTRIA	777	169	-78.25	9,381	2,924	-68.83
BELGIUM	72,711	9,330	-87.17	410,276	160,361	-60.91
SWITZERLAND	101	16	-84.16	827	50	-93.95
DENMARK	1,582	559	-64.66	1,174	522	-55.54
SWEDEN	78,424	229	-99.71	69,058	240	-99.65
FINLAND	12	0	-100.00	34	0	-100.00
ITALY	3,915	3,955	1.02	16,129	15,274	-5.30
SPAIN	5,351	20,250	278.43	14,284	42,448	197.17
PORTUGAL	0	43	-	0	1,224	-
GREECE	2,036	8	-99.61	6,412	84	-98.69
ROMANIA	1	0	-100.00	25	0	-100.00
BULGARIA	0	14	-	0	12	-
SLOVAKIA	2,346	339	-85.55	25,137	3,505	-86.06
CZECH REPUBLIC	99	375	278.79	73	5,723	7,739.73
-SENG	2,146,551	2,542,691	18.45	5,266,088	3,108,784	-40.97
JAPAN	1,291,416	880,481	-31.82	2,348,658	991,052	-57.80
HONG KONG	42,458	0	-100.00	62,953	0	-100.00
TAIWAN	94,267	248,442	163.55	49,730	124,477	150.31
CHINA	75,356	190,110	152.28	156,356	136,236	-12.87
PAPUA NEW GUINEA	172	0	-100.00	165	0	-100.00
THAILAND	55,031	0	-100.00	63,430	0	-100.00
SINGAPORE	65,332	199,272	205.01	129,118	190,091	47.22
PHILIPPINES	34,380	35,746	3.97	52,021	72,260	38.91
MALAYSIA	40,043	40,000	-0.11	78,216	47,540	-39.22
VIET NAM	957	1,516	58.41	6,728	3,991	-40.68
INDIA	68,075	19,000	-72.09	173,743	16,430	-90.54
PAKISTAN	54,015	0	-100.00	1,728,480	0	-100.00
LEBANON	0	855	-	0	4,685	-
TANZANIA, UNITED REPUBLIC OF	0	428	-	0	4,252	-
KENYA	8,000	0	-100.00	13,216	0	-100.00
GHANA	279	0	-100.00	833	0	-100.00
LIBERIA	0	560	-	0	6,080	-
NIGERIA	20,000	20,000	0.00	20,000	20,000	0.00
GAMBIA	0	251	-	0	235	-
AUSTRALIA	0	676	-	0	7,288	-
AMERICAN SAMOA	6,271	0	-100.00	9,093	0	-100.00
SAMOA	2,898	0	-100.00	8,126	0	-100.00
EAST TIMOR	269,578	901,494	234.41	338,263	1,480,463	337.67
UNITED STATES	18	3,313	18,305.56	100	3,135	3,035.00
GUATEMALA	0	135	-	0	188	-
UNITED KINGDOM	23	0	-100.00	132	0	-100.00
NETHERLANDS	885	409	-53.79	5,563	326	-94.14
FRANCE	1	0	-100.00	2	0	-100.00
GERMANY, FED. REP. OF	0	1	-	0	19	-
SWEDEN	17,096	0	-100.00	21,162	0	-100.00
ITALY	0	2	-	0	36	-
-LOGAM TIDAK MULIA LAIN	182,225,504	89,806,101	-50.72	150,699,791	101,589,701	-32.59
JAPAN	4,048,930	2,985,735	-26.26	19,135,622	15,312,208	-19.98
HONG KONG	962,083	451,690	-53.05	3,014,518	1,602,122	-46.85
KOREA, REPUBLIC OF	69,153,658	232,800	-99.66	6,456,724	573,769	-91.11
TAIWAN	194,223	97,790	-49.65	457,544	307,274	-32.84
CHINA	1,112,422	63,763,152	5,631.92	2,584,910	5,143,643	98.99
MACAU	5,414	2	-99.96	44	2	-95.45
PAPUA NEW GUINEA	330,782	505,307	52.76	1,661,885	1,751,543	5.39
THAILAND	1,923,704	1,728,364	-10.15	13,064,548	10,915,947	-16.45
SINGAPORE	14,983,354	7,810,339	-47.87	24,485,501	17,722,050	-27.62
PHILIPPINES	2,144,340	1,055,725	-50.77	3,817,728	2,639,663	-30.86
MALAYSIA	2,807,907	1,725,037	-38.57	10,925,949	5,972,159	-45.34
MYANMAR (FORM. BURMA)	575	0	-100.00	1,244	0	-100.00
CAMBODIA	19,645	10,892	-44.56	55,128	31,861	-42.21
BRUNEI DARUSSALAM	27,269	40,245	47.59	75,986	193,490	154.64

TABEL 5. PERKEMBANGAN EKSPOR INDONESIA MENURUT KOMODITI DAN NEGARA TUJUAN

JENIS BARANG	BERAT BERSIH (KG)		PERUB	NILAI FOB (US \$)		PERUB
	JAN-JUL 2008	JAN-JUL 2009	%	JAN-JUL 2008	JAN-JUL 2009	%
	(1)	(2)	(3)	(4)	(5)	(6)
LAO PEOPLE'S DEMOCRATIC REPU	12,832	5,472	-57.36	82,214	17,962	-78.15
VIET NAM	1,873,526	1,100,474	-41.26	12,211,951	6,849,982	-43.91
MALDIVES	26,704	24,243	-9.22	105,533	58,959	-44.13
INDIA	70,016,875	302,898	-99.57	3,218,711	1,025,286	-68.15
PAKISTAN	142,828	113,975	-20.20	578,203	395,103	-31.67
BANGLADESH	1,767	17,012	862.76	4,816	28,301	487.65
SRI LANKA	69,846	96,666	38.40	361,651	163,672	-54.74
AFGHANISTAN	0	210	-	0	688	-
IRAQ	53,439	0	-100.00	109,095	0	-100.00
IRAN (ISLAMIC REPUBLIC OF)	334,316	87,903	-73.71	591,427	282,104	-52.30
SAUDI ARABIA	275,368	114,443	-58.44	564,899	154,393	-72.67
ISRAEL	60,744	654	-98.92	99,490	440	-99.56
KUWAIT	44,410	24,915	-43.90	125,022	46,008	-63.20
JORDAN	13,206	27,811	110.59	38,517	55,104	43.06
LEBANON	63,322	36,647	-42.13	369,369	194,619	-47.31
YEMEN	588	21,240	3,512.24	1,905	23,916	1,155.43
OMAN	8,437	44,384	426.06	25,228	59,729	136.76
SYRIA ARAB REPUBLIC	84,376	111,724	32.41	86,391	123,322	42.75
TURKEY	64,465	7,899	-87.75	425,764	93,958	-77.93
UNITED ARAB EMIRATES	1,328,309	719,409	-45.84	2,867,596	1,553,737	-45.82
QATAR	146,565	31,972	-78.19	277,526	94,874	-65.81
BAHRAIN	21,569	96,265	346.31	28,641	115,647	303.78
CYPRUS	52,252	13,024	-75.07	61,004	34,725	-43.08
EGYPT	53,323	1,029	-98.07	162,797	37,210	-77.14
LIBYAN ARAB JAMAHIRIYA	72,190	69,945	-3.11	135,540	85,265	-37.09
MOROCCO	16,431	142	-99.14	19,823	981	-95.05
TUNISIA	6,020	0	-100.00	9,969	0	-100.00
ALGERIA	288	1,140	295.83	8,065	12,329	52.87
SUDAN	8,056	1	-99.99	111,956	60	-99.95
NAMIBIA	1,400	0	-100.00	100	0	-100.00
ETHIOPIA	60,148	45	-99.93	63,285	300	-99.53
TANZANIA, UNITED REPUBLIC OF	13,889	13,471	-3.01	63,085	39,480	-37.42
MADAGASCAR	14,891	2,339	-84.29	35,480	810	-97.72
KENYA	109,855	142,310	29.54	360,859	647,010	79.30
REUNION	12,225	7,500	-38.65	12,935	8,549	-33.91
MOZAMBIQUE	194	8,402	4,230.93	485	78,124	16,008.04
BOTSWANA	0	6	-	0	23	-
GHANA	0	198	-	0	68,398	-
LIBERIA	19,101	3,425	-82.07	86,611	107,718	24.37
GUINEA	0	81	-	0	76	-
ANGOLA	204	1,549	659.31	14,111	9,119	-35.38
CONGO	0	170	-	0	381	-
NIGERIA	563,679	200,862	-64.37	1,814,365	272,686	-84.97
SIERRA LEONE	4,129	0	-100.00	21,501	0	-100.00
COTE D'IVOIRE	0	552	-	0	2,134	-
BENIN	57,534	0	-100.00	42,080	0	-100.00
BURKINA FASO	23	0	-100.00	50	0	-100.00
GAMBIA	0	12,415	-	0	34,779	-
U.S. VIRGIN ISLANDS	200	0	-100.00	520	0	-100.00
SEYCHELLES	27,193	4	-99.99	46,463	11	-99.98
UGANDA	30,360	0	-100.00	85,620	0	-100.00
CENTRAL AFRICAN REPUBLIC	250	0	-100.00	2,730	0	-100.00
SAO TOME AND PRINCIPE	7,277	0	-100.00	8,700	0	-100.00
SOUTH AFRICA	196,613	276,427	40.59	682,514	1,091,790	59.97
COMOROS	258	0	-100.00	1,010	0	-100.00
MAURITIUS	21,014	2,526	-87.98	54,463	12,746	-76.60
AUSTRALIA	1,265,616	769,857	-39.17	7,464,390	4,483,279	-39.94
NEW ZEALAND	90,241	48,953	-45.75	290,674	213,374	-26.59
GUAM	13,048	11,361	-12.93	22,084	20,817	-5.74
PALAU	0	7	-	0	138	-
NEW CALEDONIA	71,446	69,896	-2.17	267,728	230,929	-13.74
SAINT VINCENT AND THE GRENADI	4,662	0	-100.00	44,100	0	-100.00
VANUATU	1,345	9,603	613.98	502	30,106	5,897.21
AMERICAN SAMOA	0	146	-	0	90	-
COOK ISLANDS	0	66	-	0	98	-
FIJI	14,151	11,685	-17.43	91,649	60,339	-34.16
SAMOA	1,989	875	-56.01	9,989	3,724	-62.72
SOLOMON ISLANDS	0	8	-	0	54	-
TONGA	1,444	0	-100.00	1,114	0	-100.00
EAST TIMOR	339,099	699,754	106.36	258,416	562,838	117.80
UNITED STATES	1,325,457	790,341	-40.37	10,718,833	6,350,223	-40.76
CANADA	180,464	80,922	-55.16	2,195,587	397,742	-81.88
MEXICO	14,031	9,340	-33.43	86,682	34,374	-60.34
GUATEMALA	42	227	440.48	71	313	340.85
HONDURAS	0	96	-	0	336	-

TABEL 5. PERKEMBANGAN EKSPOR INDONESIA MENURUT KOMODITI DAN NEGARA TUJUAN

JENIS BARANG	BERAT BERSIH (KG)		PERUB	NILAI FOB (US \$)		PERUB
	JAN-JUL 2008	JAN-JUL 2009	%	JAN-JUL 2008	JAN-JUL 2009	%
(1)	(2)	(3)	(4)	(5)	(6)	(7)
PANAMA	436	40,827	9,263.99	1,148	195,438	16,924.22
SURINAME	242	1	-99.59	1,700	334	-80.35
CHILE	10,391	5,801	-44.17	93,548	74,509	-20.35
VENEZUELA	4,673	3,665	-21.57	17,996	9,319	-48.22
ARGENTINA	33,676	38,955	15.68	472,830	907,216	91.87
BRAZIL	78,566	75,677	-3.68	772,635	1,134,949	46.89
COLOMBIA	1,557	2,966	90.49	10,521	17,065	62.20
BOLIVIA	42	0	-100.00	450	0	-100.00
URUGUAY	1,645	867	-47.29	17,499	2,300	-86.86
ECUADOR	0	313	-	0	4,980	-
PERU	100	636	536.00	303	836	175.91
TRINIDAD AND TOBAGO	5,906	17,936	203.69	15,807	41,733	164.02
BAHAMAS	1,901	0	-100.00	4,968	0	-100.00
JAMAICA	1,436	81	-94.36	3,212	1,981	-38.33
PUERTO RICO	2,009	372	-81.48	5,432	1,638	-69.85
BELIZE	0	3	-	0	9	-
DOMINICAN REPUBLIC	527	3,766	614.61	1,311	17,481	1,233.41
COSTA RICA	5,305	640	-87.94	11,453	515	-95.50
BARBADOS	21,319	10,205	-52.13	49,446	26,220	-46.97
ANTIGUA AND BARBUDA	273	0	-100.00	662	0	-100.00
ANGUILLA	0	359	-	0	1,278	-
ARUBA	1,238	750	-39.42	2,141	657	-69.31
BERMUDA	327	806	146.48	2,428	4,965	104.49
CAYMAN ISLANDS	28	0	-100.00	45	0	-100.00
FRENCH GUIANA	229	894	290.39	793	1,003	26.48
FRENCH POLYNESIA	19,819	11,757	-40.68	34,220	25,824	-24.54
GRENADA	2,403	0	-100.00	5,056	0	-100.00
MARTINIQUE	4,961	972	-80.41	7,228	1,454	-79.88
NETHERLANDS ANTILLES	3,017	859	-71.53	16,964	3,026	-82.16
SAINT LUCIA	13,278	7,963	-40.03	29,569	24,924	-15.71
TURKS AND CAICOS ISLANDS	22	0	-100.00	42	0	-100.00
GUADELOUPE	547	1,388	153.75	1,047	1,122	7.16
UNITED KINGDOM	1,162,370	324,424	-72.09	3,100,566	1,218,600	-60.70
NETHERLANDS	280,028	141,923	-49.32	1,669,363	1,526,633	-8.55
FRANCE	190,260	191,538	0.67	570,125	411,183	-27.88
GERMANY, FED. REP. OF	1,867,730	1,413,877	-24.30	6,316,027	3,871,435	-38.70
AUSTRIA	15,923	7,849	-50.71	184,404	23,743	-87.12
BELGIUM	184,998	79,333	-57.12	387,515	137,127	-64.61
SWITZERLAND	31,048	19,951	-35.74	449,241	314,935	-29.90
LUXEMBOURG	2,100	60	-97.14	6,216	216	-96.53
DENMARK	36,979	69,845	88.88	266,757	227,923	-14.56
NORWAY	6,281	1,407	-77.60	17,576	41,393	135.51
SWEDEN	134,602	61,139	-54.58	540,494	1,079,697	99.76
FINLAND	3,093	2,735	-11.57	25,819	52,906	104.91
IRELAND	98,758	7,055	-92.86	183,345	11,307	-93.83
ITALY	563,862	315,284	-44.08	874,692	753,212	-13.89
SPAIN	312,869	202,681	-35.22	793,583	562,244	-29.15
PORTUGAL	20,746	4,085	-80.31	20,491	4,000	-80.48
GREECE	36,485	10,488	-71.25	87,350	48,886	-44.03
DEMOCRATIC REPUBLIC OF THE C	57	0	-100.00	14,706	0	-100.00
HUNGARY	6,035	1,054	-82.54	20,876	4,144	-80.15
POLAND	6,743	5,231	-22.42	181,893	35,039	-80.74
ROMANIA	660	124	-81.21	1,941	7,180	269.91
BULGARIA	3,762	5,991	59.25	23,433	23,313	-0.51
YUGOSLAVIA	0	265	-	0	512	-
ALBANIA	0	500	-	0	477	-
KAZAKHSTAN	336	0	-100.00	19,594	0	-100.00
UKRAINE	2,237	4,455	99.15	14,294	51,978	263.64
LITHUANIA	425	115	-72.94	875	1,925	120.00
LATVIA	385	0	-100.00	822	0	-100.00
ESTONIA	0	16,345	-	0	31,087	-
CROATIA	2,928	9,806	234.90	15,565	31,389	101.66
MALTA	3,475	1,441	-58.53	3,378	1,832	-45.77
SLOVAKIA	2	92	4,500.00	10	2,290	22,800.00
SLOVENIA	570	3,203	461.93	609	6,920	1,036.29
CZECH REPUBLIC	3,009	1,112	-63.04	21,844	1,582	-92.76
RUSSIA FEDERATION	1,045	20,240	1,836.84	36,713	166,804	354.35
-PAKAIAN JADI	243,541,427	228,832,182	-6.04	3,561,752,521	3,425,608,733	-3.82
JAPAN	5,709,817	6,091,971	6.69	73,431,242	85,644,958	16.63
HONG KONG	389,557	481,746	23.67	7,087,612	9,685,997	36.66
KOREA, DEMOCRATIC PEOPLE'S RI	173	908	424.86	3,994	11,397	185.35
KOREA, REPUBLIC OF	841,446	1,705,057	102.63	13,785,080	21,712,726	57.51
TAIWAN	192,307	169,007	-12.12	2,862,479	3,049,500	6.53
CHINA	564,925	482,352	-14.62	13,481,465	10,419,246	-22.71

TABEL 5. PERKEMBANGAN EKSPOR INDONESIA MENURUT KOMODITI DAN NEGARA TUJUAN

JENIS BARANG	BERAT BERSIH (KG)		PERUB	NILAI FOB (US \$)		PERUB
	JAN-JUL 2008	JAN-JUL 2009	%	JAN-JUL 2008	JAN-JUL 2009	%
(1)	(2)	(3)	(4)	(5)	(6)	(7)
MONGOLIA	81	71	-12.35	2,573	2,658	3.30
MACAU	61	114	86.89	1,257	1,428	13.60
PAPUA NEW GUINEA	305,833	142,557	-53.39	1,353,796	548,761	-59.47
THAILAND	776,702	698,259	-10.10	7,048,437	7,020,042	-0.40
SINGAPORE	2,455,057	2,293,639	-6.57	23,453,640	24,812,879	5.80
PHILIPPINES	256,239	427,310	66.76	2,512,758	4,384,657	74.50
MALAYSIA	6,018,061	7,397,633	22.92	36,722,788	56,728,532	54.48
MYANMAR (FORM. BURMA)	14,530	3,261	-77.56	214,593	34,476	-83.93
CAMBODIA	2,796	947	-66.13	19,309	4,149	-78.51
BRUNEI DARUSSALAM	164,204	113,165	-31.08	1,353,678	1,072,855	-20.75
LAO PEOPLE'S DEMOCRATIC REPU	53,269	27,267	-48.81	325,113	103,311	-68.22
NEPAL	43,352	72,041	66.18	424,482	619,258	45.89
VIET NAM	289,539	255,294	-11.83	1,900,547	2,274,180	19.66
MALDIVES	50,561	28,923	-42.80	191,720	189,519	-1.15
INDIA	180,420	158,459	-12.17	1,862,631	1,786,701	-4.08
PAKISTAN	299,411	429,758	43.53	2,919,999	3,160,757	8.25
BANGLADESH	8,648	40,253	365.46	39,028	237,788	509.28
SRI LANKA	857,875	815,539	-4.93	4,278,424	4,262,346	-0.38
AFGHANISTAN	100	0	-100.00	3,370	0	-100.00
IRAQ	0	25,209	-	0	113,833	-
IRAN (ISLAMIC REPUBLIC OF)	132,589	206,028	55.39	930,588	1,074,233	15.44
SAUDI ARABIA	4,090,425	4,781,461	16.89	38,969,974	44,529,799	14.27
ISRAEL	16,268	39,916	145.37	448,655	757,901	68.93
KUWAIT	313,748	414,685	32.17	2,888,248	3,964,722	37.27
JORDAN	2,726	51,210	1,778.58	46,138	429,918	831.81
LEBANON	14,471	14,471	0.00	324,632	327,228	0.80
YEMEN	423,971	527,438	24.40	4,061,429	3,736,156	-8.01
OMAN	14,697	7,525	-48.80	138,410	73,825	-46.66
SYRIA ARAB REPUBLIC	0	22,644	-	0	287,400	-
TURKEY	399,812	280,372	-29.87	8,517,273	6,627,574	-22.19
UNITED ARAB EMIRATES	7,568,952	6,125,995	-19.06	81,913,557	77,736,960	-5.10
QATAR	14,328	2,864	-80.01	256,277	105,433	-58.86
BAHRAIN	67,374	50,653	-24.82	403,392	287,782	-28.66
CYPRUS	20,275	28,840	42.24	345,653	459,871	33.04
EGYPT	898,675	894,383	-0.48	11,272,924	10,713,688	-4.96
LIBYAN ARAB JAMAHIRIYA	162,098	282,406	74.22	728,656	1,510,151	107.25
MOROCCO	1,997	2,695	34.95	58,095	69,096	18.94
TUNISIA	3,339	7,232	116.59	19,881	35,625	79.19
ALGERIA	118,815	137,380	15.63	1,391,990	1,204,508	-13.47
SUDAN	1,104,272	1,653,505	49.74	12,144,994	14,419,397	18.73
ERITREA	345	580	68.12	21,652	30,565	41.16
NAMIBIA	10,902	95	-99.13	26,177	260	-99.01
ETHIOPIA	95,974	55,848	-41.81	1,020,361	578,880	-43.27
TANZANIA, UNITED REPUBLIC OF	1,343,340	922,961	-31.29	839,025	502,924	-40.06
MADAGASCAR	102,498	54,182	-47.14	70,286	27,483	-60.90
SOMALIA	28,627	40,769	42.41	131,756	163,624	24.19
KENYA	490,746	497,392	1.35	898,327	1,388,227	54.53
REUNION	25,270	34,755	37.53	162,353	194,266	19.66
MOZAMBIQUE	167,093	173,435	3.80	569,002	137,702	-75.80
EQUATORIAL GUINEA	28,471	0	-100.00	52,801	0	-100.00
TOGO	6,263,536	3,999,577	-36.15	10,158,302	10,544,791	3.80
GHANA	91,767	148,453	61.77	302,171	336,977	11.52
LIBERIA	111,173	58,623	-47.27	135,171	265,680	96.55
GUINEA	943,459	858,675	-8.99	1,089,305	2,310,176	112.08
ANGOLA	755,413	537,733	-28.82	39,426	31,556	-19.96
CONGO	311,996	217,831	-30.18	378,956	347,657	-8.26
CAMEROON	348,000	254,609	-26.84	533,280	1,268,133	137.80
NIGERIA	157,260	338,646	115.34	336,962	1,055,992	213.39
SIERRA LEONE	104	12,317	11,743.27	87	156,127	179,356.32
GABON	98,551	59,752	-39.37	468,698	31,005	-93.38
COTE D'IVOIRE	132,380	375,000	183.28	131,696	301,491	128.93
SENEGAL	1,456,376	979,527	-32.74	1,331,928	896,538	-32.69
MAURITANIA	94,341	72,512	-23.14	514,710	331,850	-35.53
MALI	0	12,000	-	0	18,832	-
BENIN	1,680,821	922,724	-45.10	8,178,206	3,534,426	-56.78
GAMBIA	190,524	171,719	-9.87	216,740	676,799	212.26
U.S. VIRGIN ISLANDS	231	0	-100.00	2,462	0	-100.00
SEYCHELLES	4,944	7,678	55.30	27,332	33,333	21.96
UGANDA	67,292	109,756	63.10	384,009	323,423	-15.78
NIGER	45,994	345,491	651.17	50,354	2,733,900	5,329.36
DJIBOUTI	94,913	16,399	-82.72	440,117	33,615	-92.36
SAINT HELENA	0	400	-	0	4,864	-
SAO TOME AND PRINCIPE	6,953	1,776	-74.46	5,860	630	-89.25
SOUTH AFRICA	556,110	887,445	59.58	7,433,390	9,660,632	29.96
ZIMBABWE	2,536	0	-100.00	10,229	0	-100.00

TABEL 5. PERKEMBANGAN EKSPOR INDONESIA MENURUT KOMODITI DAN NEGARA TUJUAN

JENIS BARANG	BERAT BERSIH (KG)		PERUB	NILAI FOB (US \$)		PERUB
	JAN-JUL 2008	JAN-JUL 2009	%	JAN-JUL 2008	JAN-JUL 2009	%
(1)	(2)	(3)	(4)	(5)	(6)	(7)
MALAWI	22,632	14,868	-34.31	17,525	14,850	-15.26
COMOROS	2,526	2,984	18.13	9,528	12,498	31.17
MAURITIUS	96,816	68,578	-29.17	547,258	476,439	-12.94
VIRGIN ISLANDS (BRITISH)	46	835	1,715.22	195	2,934	1,404.62
AUSTRALIA	1,309,315	1,238,445	-5.41	24,307,677	23,821,553	-2.00
NEW ZEALAND	156,064	112,840	-27.70	2,680,778	2,084,767	-22.23
MICRONESIA, FEDERATED STATES	2,012	0	-100.00	10,262	0	-100.00
GUAM	2,141	3,806	77.77	10,560	19,831	87.79
PALAU	193	322	66.84	2,916	6,371	118.48
NEW CALEDONIA	67,682	36,621	-45.89	533,553	339,906	-36.29
NORTHERN MARIANA ISLANDS	108	57	-47.22	729	4,737	549.79
SAINT VINCENT AND THE GRENADI	3	0	-100.00	8	0	-100.00
VANUATU	17,406	15,627	-10.22	21,914	20,525	-6.34
WALLIS AND FUTUNA ISLANDS	11,708	3,121	-73.34	17,494	5,470	-68.73
AMERICAN SAMOA	6,275	9,650	53.78	47,097	99,434	111.13
COOK ISLANDS	3,334	609	-81.73	50,909	6,342	-87.54
FIJI	45,694	43,452	-4.91	393,084	279,310	-28.94
SOLOMON ISLANDS	4,195	0	-100.00	20,368	0	-100.00
TONGA	0	16,860	-	0	26,257	-
TUVALU	5,009	0	-100.00	12,602	0	-100.00
UNITED STATES MINOR OUTLYING	0	5,636	-	0	37,688	-
EAST TIMOR	107,209	409,758	282.20	98,909	254,790	157.60
UNITED STATES	133,099,230	123,030,697	-7.56	2,103,269,800	1,927,849,587	-8.34
CANADA	3,620,933	3,667,212	1.28	74,783,547	73,458,642	-1.77
MEXICO	2,097,570	1,422,466	-32.19	28,495,745	23,776,141	-16.56
GUATEMALA	29,662	5,408	-81.77	165,894	36,996	-77.70
HONDURAS	335	2,147	540.90	4,411	109,477	2,381.91
NICARAGUA	18,293	0	-100.00	40,352	0	-100.00
PANAMA	766,517	743,939	-2.95	8,643,517	9,278,323	7.34
SURINAME	25,308	20,966	-17.16	89,114	70,494	-20.89
CHILE	236,865	218,511	-7.75	3,419,674	3,696,128	8.08
VENEZUELA	34,807	34,833	0.07	304,590	257,144	-15.58
ARGENTINA	167,379	194,880	16.43	3,370,952	4,653,736	38.05
BRAZIL	679,785	793,263	16.69	5,470,347	6,840,568	25.05
COLOMBIA	11,027	8,897	-19.32	307,580	155,163	-49.55
BOLIVIA	410	321	-21.71	12,685	14,664	15.60
URUGUAY	33,350	22,803	-31.63	631,629	506,089	-19.88
PARAGUAY	1,559	5,385	245.41	25,869	134,034	418.13
ECUADOR	12,956	7,371	-43.11	215,025	146,965	-31.65
PERU	11,543	14,822	28.41	266,145	254,074	-4.54
GUYANA	20,212	3,008	-85.12	35,831	3,195	-91.08
TRINIDAD AND TOBAGO	9,878	0	-100.00	68,762	0	-100.00
BAHAMAS	3,920	0	-100.00	25,819	0	-100.00
JAMAICA	5,047	354	-92.99	24,812	5,771	-76.74
PUERTO RICO	113,339	204,864	80.75	1,387,773	1,891,800	36.32
BELIZE	5,579	17,098	206.47	29,120	70,332	141.52
DOMINICAN REPUBLIC	7,537	4,275	-43.28	66,589	29,398	-55.85
EL SALVADOR	9,269	107	-98.85	45,828	1,914	-95.82
COSTA RICA	16,957	10,651	-37.19	143,027	125,424	-12.31
HAITI	0	40	-	0	78	-
BARBADOS	161	487	202.48	11,120	16,780	50.90
ANTIGUA AND BARBUDA	246	30	-87.80	3,527	1,116	-68.36
ARUBA	1,309	3,219	145.91	35,858	22,566	-37.07
BERMUDA	2,686	4,174	55.40	25,865	16,823	-34.96
CAYMAN ISLANDS	194	0	-100.00	170	0	-100.00
DOMINICA	4,737	0	-100.00	19,866	0	-100.00
FRENCH GUIANA	3,919	279	-92.88	23,834	20,766	-12.87
FRENCH POLYNESIA	63,594	26,789	-57.87	246,297	228,156	-7.37
GREENLAND	46	0	-100.00	1,198	0	-100.00
GRENADA	16	0	-100.00	82	0	-100.00
MARTINIQUE	5,533	2,125	-61.59	29,025	27,043	-6.83
NETHERLANDS ANTILLES	138,948	153,984	10.82	1,330,278	1,390,385	4.52
SAINT LUCIA	1,268	1,545	21.85	9,659	8,964	-7.20
SAN MARINO	0	124	-	0	1,014	-
TURKS AND CAICOS ISLANDS	142	908	539.44	305	640	109.84
GAUDELOUPE	7,793	2,340	-69.97	27,426	23,774	-13.32
SAINT KITTS AND NEVIS	2,134	4,033	88.99	12,719	32,450	155.13
UNITED KINGDOM	10,858,471	10,689,853	-1.55	188,432,457	194,990,140	3.48
NETHERLANDS	4,042,960	4,597,633	13.72	75,987,990	86,089,862	13.29
FRANCE	3,780,725	3,874,111	2.47	67,689,055	66,000,783	-2.49
GERMANY, FED. REP. OF	16,049,415	14,745,380	-8.13	298,979,081	289,335,869	-3.23
AUSTRIA	259,833	183,158	-29.51	5,220,716	5,368,767	2.84
BELGIUM	5,058,285	3,771,255	-25.44	102,520,093	85,515,591	-16.59
SWITZERLAND	478,358	398,967	-16.60	8,105,001	7,552,188	-6.82
LUXEMBOURG	1,090	471	-56.79	9,650	7,040	-27.05

TABEL 5. PERKEMBANGAN EKSPOR INDONESIA MENURUT KOMODITI DAN NEGARA TUJUAN

JENIS BARANG	BERAT BERSIH (KG)		PERUB	NILAI FOB (US \$)		PERUB
	JAN-JUL 2008	JAN-JUL 2009	%	JAN-JUL 2008	JAN-JUL 2009	%
(1)	(2)	(3)	(4)	(5)	(6)	(7)
GIBRALTAR	0	21	-	0	321	-
MONACO	158	229	44.94	4,063	7,297	79.60
DENMARK	221,406	151,791	-31.44	3,554,981	2,515,118	-29.25
NORWAY	223,519	225,081	0.70	4,103,732	4,985,850	21.50
SWEDEN	579,403	434,806	-24.96	7,742,522	7,810,724	0.88
FINLAND	27,092	34,293	26.58	427,102	415,416	-2.74
IRELAND	400,000	441,102	10.28	6,304,156	6,758,086	7.20
ITALY	2,505,617	1,949,703	-22.19	52,461,844	48,973,253	-6.65
SPAIN	3,054,466	3,134,202	2.61	40,178,632	47,942,719	19.32
PORTUGAL	39,000	89,111	128.49	480,724	1,174,626	144.35
ICELAND	12	0	-100.00	768	0	-100.00
GREECE	145,225	121,772	-16.15	2,638,798	2,568,578	-2.66
ANDORRA	377	0	-100.00	4,573	0	-100.00
DEMOCRATIC REPUBLIC OF THE C	163,062	69,137	-57.60	817,887	188,666	-76.93
HUNGARY	16,019	18,862	17.75	321,662	353,646	9.94
POLAND	198,233	184,440	-6.96	2,728,639	2,979,626	9.20
ROMANIA	22,163	23,415	5.65	405,581	418,539	3.19
BULGARIA	4,665	4,482	-3.92	67,224	134,514	100.10
YUGOSLAVIA	12,859	12,953	0.73	244,260	260,430	6.62
ALBANIA	202	3	-98.51	308	62	-79.87
AZERBAIJAN	0	2,249	-	0	42,263	-
KAZAKHSTAN	18,396	20,992	14.11	619,723	558,234	-9.92
UKRAINE	690,846	354,708	-48.66	10,255,186	6,758,464	-34.10
LITHUANIA	0	72	-	0	216	-
LATVIA	13,790	34	-99.75	260,384	159	-99.94
ESTONIA	64,394	1,921	-97.02	664,565	30,118	-95.47
CROATIA	31,072	20,077	-35.39	290,136	164,958	-43.14
BOSNIA AND HERZEGOVINA	0	978	-	0	15,952	-
MALTA	55,927	9,672	-82.71	420,387	84,399	-79.92
SLOVAKIA	42,492	138,729	226.48	719,603	2,060,596	186.35
SLOVENIA	4,412	10,614	140.57	79,091	333,392	321.53
CZECH REPUBLIC	100,515	102,818	2.29	2,554,485	3,082,774	20.68
RUSSIA FEDERATION	692,871	833,560	20.31	18,450,518	23,303,602	26.30
-KAIN TENUN	162,663,380	124,646,253	-23.37	873,481,784	676,010,924	-22.61
JAPAN	18,295,944	16,496,836	-9.83	81,152,148	66,858,627	-17.61
HONG KONG	1,952,784	2,099,700	7.52	14,305,330	13,449,980	-5.98
KOREA, DEMOCRATIC PEOPLE'S RI	40,497	0	-100.00	105,939	0	-100.00
KOREA, REPUBLIC OF	3,257,548	3,272,973	0.47	12,228,126	11,306,925	-7.53
TAIWAN	3,172,518	3,887,270	22.53	15,547,319	19,014,171	22.30
CHINA	6,440,877	2,991,566	-53.55	25,514,715	17,965,221	-29.59
MACAU	96,051	70,024	-27.10	609,418	396,529	-34.93
PAPUA NEW GUINEA	162,382	279,556	72.16	929,732	1,755,190	88.78
THAILAND	4,701,674	3,796,385	-19.25	24,837,093	32,458,588	30.69
SINGAPORE	3,481,390	1,889,302	-45.73	34,910,060	13,040,063	-62.65
PHILIPPINES	1,997,382	1,914,187	-4.17	12,126,771	8,041,360	-33.69
MALAYSIA	12,466,132	9,858,323	-20.92	51,752,385	41,983,928	-18.88
MYANMAR (FORM. BURMA)	524,239	525,617	0.26	3,745,960	3,625,413	-3.22
CAMBODIA	1,224,389	404,067	-67.00	5,554,781	2,424,705	-56.35
BRUNEI DARUSSALAM	95,032	89,112	-6.23	684,783	631,908	-7.72
LAO PEOPLE'S DEMOCRATIC REPU	230,193	135,901	-40.96	1,061,958	547,326	-48.46
NEPAL	2,322	16,056	591.47	14,629	68,550	368.59
VIET NAM	2,824,990	3,603,689	27.56	16,353,089	18,094,055	10.65
MALDIVES	67,643	29,325	-56.65	131,221	122,398	-6.72
INDIA	1,605,494	698,599	-56.49	9,572,067	4,630,863	-51.62
PAKISTAN	170,143	321,238	88.80	848,817	1,779,750	109.67
BANGLADESH	3,121,693	3,183,182	1.97	14,806,990	15,027,735	1.49
SRI LANKA	2,586,895	2,437,386	-5.78	22,285,208	16,134,440	-27.60
AFGHANISTAN	30,941	180,554	483.54	252,254	1,283,350	408.75
IRAQ	12,533	2,907	-76.81	107,579	14,915	-86.14
IRAN (ISLAMIC REPUBLIC OF)	437,122	449,743	2.89	2,962,086	3,296,765	11.30
SAUDI ARABIA	7,538,087	8,825,305	17.08	53,062,350	61,973,862	16.79
ISRAEL	26,720	66,495	148.86	97,369	207,200	112.80
KUWAIT	530,648	609,270	14.82	4,259,740	4,433,556	4.08
JORDAN	722,536	482,439	-33.23	4,226,033	3,168,910	-25.01
LEBANON	172,140	178,242	3.54	1,048,787	1,025,336	-2.24
YEMEN	525,358	454,738	-13.44	2,975,929	2,378,018	-20.09
OMAN	465,331	273,989	-41.12	2,703,833	1,694,416	-37.33
SYRIA ARAB REPUBLIC	1,066,144	1,054,070	-1.13	6,750,160	6,731,332	-0.28
TURKEY	16,926,527	12,076,957	-28.65	83,094,089	55,764,698	-32.89
UNITED ARAB EMIRATES	14,642,735	11,431,269	-21.93	102,088,728	88,989,229	-12.83
QATAR	68,805	69,300	0.72	497,682	524,101	5.31
BAHRAIN	49,043	54,271	10.66	398,682	389,269	-2.36
CYPRUS	72,156	69,443	-3.76	506,541	447,956	-11.57
EGYPT	892,008	1,055,970	18.38	5,848,869	6,367,899	8.87

TABEL 5. PERKEMBANGAN EKSPOR INDONESIA MENURUT KOMODITI DAN NEGARA TUJUAN

JENIS BARANG	BERAT BERSIH (KG)		PERUB	NILAI FOB (US \$)		PERUB
	JAN-JUL 2008	JAN-JUL 2009	%	JAN-JUL 2008	JAN-JUL 2009	%
(1)	(2)	(3)	(4)	(5)	(6)	(7)
LIBYAN ARAB JAMAHIRIYA	280,756	306,132	9.04	1,742,265	1,944,311	11.60
MOROCCO	551,355	396,488	-28.09	3,243,066	2,157,410	-33.48
TUNISIA	57,383	15,993	-72.13	281,958	71,371	-74.69
ALGERIA	215,799	30,005	-86.10	599,878	27,009	-95.50
SUDAN	267,867	251,387	-6.15	1,634,757	1,484,213	-9.21
LESOTHO	944,724	401,843	-57.46	2,888,264	1,249,778	-56.73
ETHIOPIA	90,232	28,838	-68.04	449,617	144,045	-67.96
TANZANIA, UNITED REPUBLIC OF	1,841	1,522	-17.33	870	1,968	126.21
MADAGASCAR	5,920	3,047	-48.53	15,920	8,593	-46.02
SOMALIA	28,143	23,215	-17.51	218,104	85,540	-60.78
KENYA	567,019	368,287	-35.05	2,770,900	1,946,745	-29.74
REUNION	1,915	2,690	40.47	9,530	14,700	54.25
MOZAMBIQUE	11,869	11,261	-5.12	104,466	67,682	-35.21
BOTSWANA	11,025	0	-100.00	64,069	0	-100.00
TOGO	95,272	101,905	6.96	429,330	697,881	62.55
GHANA	112,413	91,343	-18.74	646,210	522,423	-19.16
GUINEA	28,801	15,801	-45.14	43,429	31,325	-27.87
ANGOLA	5,897	0	-100.00	37,724	0	-100.00
NIGERIA	64,134	15,148	-76.38	484,412	109,670	-77.36
GABON	5,561	5,654	1.67	3,275	3,450	5.34
COTE D'IVOIRE	91,289	82,534	-9.59	331,858	245,815	-25.93
SENEGAL	2,899	7,953	174.34	2,700	8,100	200.00
MALI	147,451	0	-100.00	764,230	0	-100.00
BENIN	41,728	47,353	13.48	370,148	300,013	-18.95
BURKINA FASO	0	60,186	-	0	168,323	-
GAMBIA	14,795	4,078	-72.44	135,156	17,909	-86.75
SEYCHELLES	3,033	45	-98.52	31,737	410	-98.71
UGANDA	49,100	13,545	-72.41	312,429	101,650	-67.46
NIGER	54,405	0	-100.00	223,035	0	-100.00
DJIBOUTI	28,011	21,537	-23.11	201,593	98,753	-51.01
SAO TOME AND PRINCIPE	0	1,057	-	0	375	-
SOUTH AFRICA	2,869,219	1,366,448	-52.38	15,525,791	7,646,616	-50.75
ZIMBABWE	315,041	108,520	-65.55	1,212,498	444,910	-63.31
MAURITIUS	551,487	294,031	-46.68	2,550,478	1,746,096	-31.54
AUSTRALIA	1,545,167	1,153,679	-25.34	6,401,278	4,546,811	-28.97
NEW ZEALAND	193,164	214,560	11.08	1,316,852	1,426,798	8.35
MICRONESIA, FEDERATED STATES	5,904	888	-84.96	56,170	3,596	-93.60
GUAM	48	205	327.08	67	389	480.60
PALAU	1,165	3,295	182.83	2,212	6,775	206.28
NEW CALEDONIA	2,492	192	-92.30	6,316	261	-95.87
VANUATU	3,377	303	-91.03	2,273	633	-72.15
AMERICAN SAMOA	965	5,990	520.73	5,402	40,090	642.13
FIJI	125,209	102,657	-18.01	736,991	564,899	-23.35
EAST TIMOR	7,533	13,624	80.86	12,072	6,646	-44.95
UNITED STATES	5,879,337	3,219,532	-45.24	44,984,008	22,452,739	-50.09
CANADA	689,376	539,598	-21.73	4,422,675	3,295,511	-25.49
MEXICO	1,730,454	1,088,015	-37.13	8,849,139	5,393,118	-39.05
GUATEMALA	107,663	59,507	-44.73	940,127	423,077	-55.00
HONDURAS	164,243	53,483	-67.44	1,100,059	359,059	-67.36
NICARAGUA	468,891	15,918	-96.61	1,735,484	63,404	-96.35
PANAMA	593,883	310,312	-47.75	3,837,204	2,133,665	-44.40
SURINAME	6,141	15,687	155.45	30,889	82,096	165.78
CHILE	96,027	196,980	105.13	662,944	770,144	16.17
VENEZUELA	67,281	132,268	96.59	362,113	633,573	74.97
ARGENTINA	164,145	63,722	-61.18	1,074,539	427,347	-60.23
BRAZIL	1,627,109	1,069,546	-34.27	10,865,060	5,903,214	-45.67
COLOMBIA	332,048	386,241	16.32	2,020,498	2,145,574	6.19
URUGUAY	70,901	107,851	52.11	208,457	250,389	20.12
PARAGUAY	18,371	5,727	-68.83	113,781	32,190	-71.71
ECUADOR	8,314	86,350	938.61	64,055	549,658	758.10
PERU	474,641	124,238	-73.82	2,837,448	789,962	-72.16
JAMAICA	18,963	27,262	43.76	123,761	154,884	25.15
PUERTO RICO	9	50	455.56	171	498	191.23
DOMINICAN REPUBLIC	142,750	99,072	-30.60	810,529	552,133	-31.88
EL SALVADOR	66,063	41,651	-36.95	358,952	206,655	-42.43
COSTA RICA	289	34	-88.24	2,330	103	-95.58
HAITI	0	48,902	-	0	80,146	-
ANTIGUA AND BARBUDA	0	30	-	0	15	-
ARUBA	48	0	-100.00	95	0	-100.00
FRENCH GUIANA	0	1,022	-	0	3,375	-
FRENCH POLYNESIA	4,653	3,511	-24.54	37,314	40,189	7.70
MARTINIQUE	78	0	-100.00	737	0	-100.00
NETHERLANDS ANTILLES	5	1,829	36,480.00	87	11,930	13,612.64
SAINT LUCIA	0	10	-	0	62	-
TURKS AND CAICOS ISLANDS	427	0	-100.00	913	0	-100.00

TABEL 5. PERKEMBANGAN EKSPOR INDONESIA MENURUT KOMODITI DAN NEGARA TUJUAN

JENIS BARANG	BERAT BERSIH (KG)		PERUB	NILAI FOB (US \$)		PERUB
	JAN-JUL 2008	JAN-JUL 2009	%	JAN-JUL 2008	JAN-JUL 2009	%
(1)	(2)	(3)	(4)	(5)	(6)	(7)
GUADELOUPE	1,696	9	-99.47	3,638	15	-99.59
SAINT KITTS AND NEVIS	0	53	-	0	75	-
UNITED KINGDOM	3,957,824	1,212,186	-69.37	16,939,277	6,623,909	-60.90
NETHERLANDS	3,899,571	1,901,006	-51.25	16,580,127	8,168,592	-50.73
FRANCE	576,849	560,437	-2.85	5,009,914	4,739,590	-5.40
GERMANY, FED. REP. OF	3,094,922	1,545,750	-50.06	16,218,859	8,273,046	-48.99
AUSTRIA	7,985	1,632	-79.56	100,992	49,904	-50.59
BELGIUM	2,191,532	3,129,029	42.78	7,391,007	10,650,710	44.10
SWITZERLAND	3,547	3,136	-11.59	49,029	37,365	-23.79
LUXEMBOURG	0	2	-	0	25	-
DENMARK	109,896	98,078	-10.75	734,562	708,610	-3.53
NORWAY	6,451	192	-97.02	38,352	1,620	-95.78
SWEDEN	34,165	26,189	-23.35	194,310	159,704	-17.81
FINLAND	378,093	206,533	-45.38	2,484,164	1,390,188	-44.04
IRELAND	49	200	308.16	231	1,350	484.42
ITALY	8,369,999	3,060,914	-63.43	29,472,762	11,024,222	-62.60
SPAIN	2,619,771	1,364,564	-47.91	11,058,205	6,608,044	-40.24
PORTUGAL	303,352	190,562	-37.18	1,376,150	590,175	-57.11
GREECE	526,572	294,424	-44.09	2,836,697	1,662,135	-41.41
DEMOCRATIC REPUBLIC OF THE C	0	1,254	-	0	720	-
HUNGARY	190,223	196,602	3.35	1,360,623	1,134,468	-16.62
POLAND	796,861	487,617	-38.81	5,245,942	3,224,998	-38.52
ROMANIA	67,957	43,484	-36.01	451,964	287,108	-36.48
BULGARIA	18,581	752,203	3,948.24	103,283	3,201,669	2,999.90
YUGOSLAVIA	76	1,025	1,248.68	367	741	101.91
ALBANIA	21	0	-100.00	32	0	-100.00
BELARUS	32,695	4,344	-86.71	271,059	38,015	-85.98
KAZAKHSTAN	245	247	0.82	6,006	5,915	-1.52
KYRGYZSTAN	0	665	-	0	6,227	-
UKRAINE	240,479	82,349	-65.76	1,890,346	627,491	-66.81
UZBEKISTAN	88,558	29,188	-67.04	328,347	105,675	-67.82
LITHUANIA	12,452	61,807	396.36	70,513	360,505	411.26
LATVIA	246	33	-86.59	4,802	366	-92.38
ESTONIA	10,545	7,606	-27.87	50,605	24,895	-50.81
CROATIA	15,511	64,091	313.20	128,603	245,575	90.96
MALTA	8	316	3,850.00	102	1,983	1,844.12
SLOVAKIA	5,500	4,449	-19.11	34,121	36,068	5.71
SLOVENIA	13,017	650,976	4,900.97	139,158	2,872,430	1,964.15
CZECH REPUBLIC	63,442	26,563	-58.13	435,892	139,383	-68.02
RUSSIA FEDERATION	194,125	29,695	-84.70	1,199,794	260,184	-78.31
-TEKSTIL LAINNYA	667,089,861	649,972,268	-2.57	1,659,698,177	1,304,620,614	-21.39
JAPAN	50,110,679	35,477,058	-29.20	158,476,305	107,622,576	-32.09
HONG KONG	10,494,988	7,443,691	-29.07	31,490,072	25,422,181	-19.27
KOREA, DEMOCRATIC PEOPLE'S RI	939	423,280	44,977.74	528	896,920	169,771.21
KOREA, REPUBLIC OF	54,129,087	62,525,539	15.51	151,078,542	141,983,904	-6.02
TAIWAN	18,301,906	15,960,404	-12.79	42,210,908	31,020,939	-26.51
CHINA	33,660,417	41,078,301	22.04	67,060,808	69,707,188	3.95
MACAU	71,660	15,142	-78.87	354,171	219,571	-38.00
PAPUA NEW GUINEA	125,706	64,250	-48.89	288,653	156,061	-45.93
THAILAND	19,483,335	11,651,746	-40.20	51,570,720	24,669,441	-52.16
SINGAPORE	6,508,859	3,472,982	-46.64	20,246,373	11,728,286	-42.07
PHILIPPINES	12,093,214	8,703,427	-28.03	29,515,958	17,313,823	-41.34
MALAYSIA	18,091,293	13,179,092	-27.15	48,250,919	31,131,805	-35.48
MYANMAR (FORM. BURMA)	535,872	70,003	-86.94	1,508,457	413,273	-72.60
CAMBODIA	451,088	411,755	-8.72	2,183,134	2,104,827	-3.59
BRUNEI DARUSSALAM	132,079	105,704	-19.97	438,773	341,129	-22.25
LAO PEOPLE'S DEMOCRATIC REPU	286	207,540	72,466.43	3	789,319	26,310,533.33
NEPAL	298	390	30.87	3,375	2,500	-25.93
VIET NAM	21,322,966	22,452,218	5.30	42,393,044	31,188,716	-26.43
MALDIVES	47,696	74,220	55.61	354,068	246,094	-30.50
INDIA	15,420,394	21,126,027	37.00	42,737,327	42,220,225	-1.21
PAKISTAN	16,202,896	15,813,761	-2.40	35,366,105	25,843,119	-26.93
BANGLADESH	8,457,992	9,366,896	10.75	23,428,237	20,979,352	-10.45
SRI LANKA	5,877,105	6,813,906	15.94	17,115,160	17,532,274	2.44
AFGHANISTAN	11,874	50,649	326.55	11,057	163,797	1,381.39
IRAQ	113	0	-100.00	20	0	-100.00
IRAN (ISLAMIC REPUBLIC OF)	7,657,045	3,732,896	-51.25	17,993,668	6,511,325	-63.81
SAUDI ARABIA	1,912,006	1,327,787	-30.56	8,154,686	5,674,346	-30.42
ISRAEL	3,299,041	7,410,003	124.61	8,331,753	12,497,634	50.00
KUWAIT	64,706	65,039	0.51	436,921	571,356	30.77
JORDAN	354,484	320,880	-9.48	961,170	682,837	-28.96
LEBANON	96,653	183,725	90.09	262,246	399,223	52.23
YEMEN	529,660	599,574	13.20	2,280,965	2,162,327	-5.20
OMAN	18,272	18,960	3.77	42,674	13,647	-68.02

TABEL 5. PERKEMBANGAN EKSPOR INDONESIA MENURUT KOMODITI DAN NEGARA TUJUAN

JENIS BARANG	BERAT BERSIH (KG)		PERUB	NILAI FOB (US \$)		PERUB
	JAN-JUL 2008	JAN-JUL 2009	%	JAN-JUL 2008	JAN-JUL 2009	%
(1)	(2)	(3)	(4)	(5)	(6)	(7)
SYRIA ARAB REPUBLIC	2,667,304	4,595,252	72.28	6,281,735	7,449,558	18.59
TURKEY	50,025,940	60,895,743	21.73	119,008,358	100,493,116	-15.56
UNITED ARAB EMIRATES	4,355,669	2,392,835	-45.06	20,566,852	9,622,389	-53.21
QATAR	25,914	27,647	6.69	41,309	51,305	24.20
BAHRAIN	198	4,485	2,165.15	851	45,322	5,225.73
CYPRUS	13,320	10,466	-21.43	53,853	56,165	4.29
EGYPT	22,710,370	24,635,055	8.47	43,343,070	39,053,052	-9.90
LIBYAN ARAB JAMAHIRIYA	176	149,843	85,038.07	7,466	256,481	3,335.32
MOROCCO	1,922,226	1,258,402	-34.53	3,373,706	2,006,106	-40.54
TUNISIA	303,281	494,400	63.02	858,603	992,337	15.58
ALGERIA	1,417,607	1,386,449	-2.20	3,792,734	3,374,884	-11.02
SUDAN	76,426	20,880	-72.68	140,583	54,234	-61.42
NAMIBIA	1,052	705	-32.98	1,676	734	-56.21
ETHIOPIA	1,715,625	900,375	-47.52	4,982,929	2,041,199	-59.04
TANZANIA, UNITED REPUBLIC OF	132,132	48,244	-63.49	254,174	87,079	-65.74
MADAGASCAR	162,974	193,788	18.91	500,447	326,489	-34.76
SOMALIA	0	16,410	-	0	44,390	-
KENYA	900,783	1,433,001	59.08	2,649,253	2,975,936	12.33
REUNION	32,167	26,928	-16.29	68,042	75,382	10.79
MOZAMBIQUE	146	21,273	14,470.55	741	71,996	9,616.06
BOTSWANA	0	17,800	-	0	46,547	-
TOGO	92,356	155,713	68.60	494,027	843,879	70.82
GHANA	371,023	365,929	-1.37	1,526,222	1,477,734	-3.18
LIBERIA	0	1,067	-	0	6,967	-
GUINEA	31,958	45,974	43.86	93,377	101,655	8.87
ANGOLA	10,637	10,328	-2.90	26,490	17,457	-34.10
CONGO	24,100	129	-99.46	38,390	197	-99.49
CAMEROON	74,800	87,296	16.71	136,302	116,927	-14.21
NIGERIA	112,000	169,170	51.04	427,732	704,417	64.69
SIERRA LEONE	36,179	14,601	-59.64	127,108	75,360	-40.71
GABON	18,069	3,650	-79.80	27,396	6,044	-77.94
COTE D'IVOIRE	181,342	166,983	-7.92	531,703	465,263	-12.50
SENEGAL	287,951	197,775	-31.32	622,721	653,257	4.90
MAURITANIA	161,439	208,758	29.31	520,425	660,857	26.98
MALI	100	13,556	13,456.00	1,695	72,161	4,157.29
BENIN	165,692	60,474	-63.50	1,677,306	346,267	-79.36
BURKINA FASO	16,224	32,448	100.00	48,688	95,001	95.12
GAMBIA	27,795	21,445	-22.85	77,882	38,994	-49.93
U.S. VIRGIN ISLANDS	1,045	0	-100.00	743	0	-100.00
SEYCHELLES	6,338	5,237	-17.37	19,020	17,313	-8.97
UGANDA	449	781	73.94	8,438	3,974	-52.90
NIGER	21,076	26,900	27.63	256,590	201,000	-21.66
CHAD	186	0	-100.00	186	0	-100.00
DJIBOUTI	68,400	215,836	215.55	116,850	183,113	56.71
SAO TOME AND PRINCIPE	12,201	3,946	-67.66	11,540	1,400	-87.87
SWAZILAND	10	12,412	124,020.00	20	26,861	134,205.00
SOUTH AFRICA	2,412,279	2,459,224	1.95	6,980,974	6,486,561	-7.08
ZIMBABWE	7,336	11,064	50.82	30,291	17,056	-43.69
ZAMBIA	94,531	37,270	-60.57	199,024	74,195	-62.72
MALAWI	143	95	-33.57	258	250	-3.10
MAURITIUS	643,218	800,358	24.43	1,856,637	1,603,111	-13.66
VIRGIN ISLANDS (BRITISH)	895	1,435	60.34	4,117	5,726	39.08
AUSTRALIA	10,304,421	9,078,220	-11.90	24,159,360	18,103,469	-25.07
NEW ZEALAND	1,792,655	1,387,116	-22.62	5,074,223	3,188,040	-37.17
MICRONESIA, FEDERATED STATES	2,112	3,360	59.09	4,216	16,316	287.00
GUAM	7,093	4,691	-33.86	15,369	17,181	11.79
PALAU	489	0	-100.00	1,562	0	-100.00
NEW CALEDONIA	47,012	22,470	-52.20	225,338	90,847	-59.68
SAINT VINCENT AND THE GRENADI	951	0	-100.00	1,372	0	-100.00
VANUATU	29,128	32,835	12.73	28,007	107,120	282.48
WALLIS AND FUTUNA ISLANDS	3,568	4,547	27.44	5,465	7,995	46.29
AMERICAN SAMOA	0	400	-	0	2,495	-
COOK ISLANDS	3,615	6,130	69.57	50,399	41,566	-17.53
FIJI	35,260	42,587	20.78	143,758	238,063	65.60
KIRIBATI	0	568	-	0	885	-
SAMOA	2,538	1,598	-37.04	7,875	6,796	-13.70
SOLOMON ISLANDS	1,480	6,000	305.41	4,130	5,199	25.88
TONGA	3,529	0	-100.00	4,122	0	-100.00
TUVALU	189	792	319.05	487	1,698	248.67
EAST TIMOR	184,320	205,885	11.70	366,690	199,206	-45.67
UNITED STATES	54,158,797	46,706,810	-13.76	125,734,637	87,075,363	-30.75
CANADA	4,262,669	3,740,768	-12.24	10,062,881	7,099,249	-29.45
MEXICO	7,975,413	11,393,029	42.85	18,581,148	21,217,421	14.19
GUATEMALA	674,813	902,664	33.77	1,445,576	2,386,880	65.12
HONDURAS	770,834	204,177	-73.51	1,491,289	398,384	-73.29

TABEL 5. PERKEMBANGAN EKSPOR INDONESIA MENURUT KOMODITI DAN NEGARA TUJUAN

JENIS BARANG	BERAT BERSIH (KG)		PERUB	NILAI FOB (US \$)		PERUB
	JAN-JUL 2008	JAN-JUL 2009	%	JAN-JUL 2008	JAN-JUL 2009	%
(1)	(2)	(3)	(4)	(5)	(6)	(7)
NICARAGUA	787	59	-92.50	1,500	121	-91.93
PANAMA	690	36,329	5,165.07	6,364	192,903	2,931.16
CUBA	76,028	0	-100.00	133,164	0	-100.00
SURINAME	89,876	167,749	86.64	200,620	237,031	18.15
CHILE	2,309,218	1,651,496	-28.48	6,274,820	3,641,797	-41.96
VENEZUELA	2,073,373	2,172,668	4.79	5,414,797	4,957,306	-8.45
ARGENTINA	11,306,481	10,140,068	-10.32	28,570,390	20,679,824	-27.62
BRAZIL	66,278,153	77,366,684	16.73	143,115,089	143,892,907	0.54
COLOMBIA	3,237,619	6,355,917	96.31	6,871,335	10,949,944	59.36
URUGUAY	291,425	299,032	2.61	876,286	836,213	-4.57
PARAGUAY	32,135	31,885	-0.78	96,652	79,119	-18.14
ECUADOR	1,099,773	287,805	-73.83	2,920,760	444,996	-84.76
PERU	813,550	1,075,404	32.19	2,375,325	2,261,562	-4.79
GUYANA	7,499	29,414	292.24	13,233	48,630	267.49
TRINIDAD AND TOBAGO	18,924	84	-99.56	49,104	102	-99.79
BAHAMAS	502	6,734	1,241.43	3,081	36,046	1,069.94
JAMAICA	136,826	89,303	-34.73	260,376	177,413	-31.86
PUERTO RICO	4,463	4,633	3.81	10,373	19,930	92.13
BELIZE	0	1,190	-	0	1,563	-
DOMINICAN REPUBLIC	159,895	173,435	8.47	570,241	411,427	-27.85
EL SALVADOR	284,103	225,008	-20.80	721,418	443,685	-38.50
COSTA RICA	51,901	46,755	-9.92	267,312	116,963	-56.24
HAITI	0	81,206	-	0	151,130	-
BARBADOS	938	105	-88.81	2,753	104	-96.22
ANTIGUA AND BARBUDA	521	0	-100.00	2,420	0	-100.00
ANGUILLA	0	1,071	-	0	4,604	-
ARUBA	371	406	9.43	2,900	933	-67.83
BERMUDA	404	745	84.41	2,286	2,634	15.22
CAYMAN ISLANDS	1,342	0	-100.00	265	0	-100.00
DOMINICA	387	0	-100.00	1,215	0	-100.00
FRENCH GUIANA	17,464	57,680	230.28	51,013	79,372	55.59
FRENCH POLYNESIA	102,933	75,744	-26.41	223,224	185,516	-16.89
GRENADA	95	0	-100.00	467	0	-100.00
MARTINIQUE	8,474	14,583	72.09	34,831	38,229	9.76
NETHERLANDS ANTILLES	14,515	24,825	71.03	50,578	48,631	-3.85
NORFOLK ISLANDS	0	256	-	0	471	-
SAINT LUCIA	1,679	0	-100.00	5,747	0	-100.00
TURKS AND CAICOS ISLANDS	349	144	-58.74	610	37	-93.93
GUADELOUPE	10,051	18,823	87.27	40,081	60,839	51.79
SAINT KITTS AND NEVIS	7,010	227	-96.76	9,269	4,302	-53.59
UNITED KINGDOM	8,802,587	7,976,284	-9.39	19,358,207	13,512,869	-30.20
NETHERLANDS	3,692,038	2,251,632	-39.01	9,385,361	5,708,389	-39.18
FRANCE	1,089,876	1,335,745	22.56	4,889,068	3,237,146	-33.79
GERMANY, FED. REP. OF	17,917,233	13,778,834	-23.10	43,441,505	29,374,130	-32.38
AUSTRIA	34,063	30,522	-10.40	87,484	192,888	120.48
BELGIUM	16,825,314	14,715,735	-12.54	36,825,860	21,249,237	-42.30
SWITZERLAND	106,786	10,801	-89.89	320,970	46,482	-85.52
LUXEMBOURG	0	1	-	0	2	-
DENMARK	366,334	313,811	-14.34	1,595,219	1,132,355	-29.02
NORWAY	144,590	190,160	31.52	1,040,643	1,463,011	40.59
SWEDEN	1,348,447	710,389	-47.32	5,075,748	3,401,523	-32.98
FINLAND	1,144,320	1,257,342	9.88	3,082,084	2,757,491	-10.53
IRELAND	215,941	187,728	-13.07	506,467	189,017	-62.68
ITALY	23,766,208	17,793,500	-25.13	53,536,445	31,420,030	-41.31
SPAIN	11,416,991	9,426,095	-17.44	27,006,884	18,137,758	-32.84
PORTUGAL	3,814,889	4,267,663	11.87	10,805,625	9,729,481	-9.96
ICELAND	6,301	0	-100.00	45,771	0	-100.00
GREECE	2,331,597	2,049,428	-12.10	6,204,145	4,996,592	-19.46
DEMOCRATIC REPUBLIC OF THE C	65,992	74,947	13.57	153,156	184,484	20.45
HUNGARY	1,339,369	1,043,019	-22.13	2,730,200	1,533,999	-43.81
POLAND	2,535,002	1,700,996	-32.90	5,765,042	2,983,429	-48.25
ROMANIA	347,206	391,351	12.71	920,454	1,484,709	61.30
BULGARIA	186,686	146,403	-21.58	371,295	193,010	-48.02
YUGOSLAVIA	4,267	797	-81.32	32,905	3,898	-88.15
ALBANIA	0	247	-	0	430	-
AZERBAIJAN	4,192	0	-100.00	16,179	0	-100.00
KAZAKHSTAN	300	319	6.33	600	354	-41.00
KYRGYZSTAN	144,785	125,390	-13.40	472,266	395,102	-16.34
MOLDOVA, REPUBLIC OF	44	0	-100.00	100	0	-100.00
UKRAINE	240,203	87,294	-63.66	621,792	159,343	-74.37
UZBEKISTAN	1,860	16,503	787.26	255	46,818	18,260.00
LITHUANIA	1,432,523	153,052	-89.32	2,828,099	271,866	-90.39
LATVIA	9,836	149,869	1,423.68	31,428	426,304	1,256.45
ESTONIA	99,088	35,991	-63.68	268,560	95,363	-64.49
GEORGIA	0	3,129	-	0	8,272	-

TABEL 5. PERKEMBANGAN EKSPOR INDONESIA MENURUT KOMODITI DAN NEGARA TUJUAN

JENIS BARANG	BERAT BERSIH (KG)		PERUB	NILAI FOB (US \$)		PERUB
	JAN-JUL 2008	JAN-JUL 2009	%	JAN-JUL 2008	JAN-JUL 2009	%
(1)	(2)	(3)	(4)	(5)	(6)	(7)
CROATIA	9,139	36,356	297.81	40,152	83,424	107.77
MALTA	9,275	2,668	-71.23	28,038	11,594	-58.65
SLOVAKIA	2,191	1,449	-33.87	26,100	7,598	-70.89
SLOVENIA	352,874	240,677	-31.80	782,333	553,609	-29.24
CZECH REPUBLIC	182,177	220,931	21.27	414,871	431,949	4.12
RUSSIA FEDERATION	1,591,006	1,256,416	-21.03	8,063,729	3,348,488	-58.47
-BARANG DARI KARET	268,822,032	270,983,560	0.80	871,788,148	878,194,982	0.73
JAPAN	42,954,466	37,641,015	-12.37	147,209,622	160,922,332	9.32
HONG KONG	1,906,217	2,189,927	14.88	9,708,037	10,237,705	5.46
KOREA, DEMOCRATIC PEOPLE'S RI	0	10,780	-	0	54,978	-
KOREA, REPUBLIC OF	3,024,870	2,607,281	-13.81	4,815,993	4,908,388	1.92
TAIWAN	3,293,719	2,229,098	-32.32	10,939,799	6,875,805	-37.15
CHINA	4,251,880	34,830,579	719.18	16,315,237	57,081,665	249.87
MONGOLIA	7,425	0	-100.00	22,275	0	-100.00
PAPUA NEW GUINEA	1,139,094	927,273	-18.60	3,523,316	3,542,762	0.55
THAILAND	5,727,681	3,226,466	-43.67	20,962,023	12,071,127	-42.41
SINGAPORE	3,648,998	2,983,323	-18.24	34,030,832	25,528,339	-24.98
PHILIPPINES	6,914,343	8,447,549	22.17	12,927,805	20,475,063	58.38
MALAYSIA	12,272,820	11,906,304	-2.99	30,631,377	30,539,733	-0.30
MYANMAR (FORM. BURMA)	354,081	294,321	-16.88	996,184	935,130	-6.13
CAMBODIA	384,905	147,721	-61.62	1,207,942	542,837	-55.06
BRUNEI DARUSSALAM	248,949	224,931	-9.65	622,604	684,767	9.98
LAO PEOPLE'S DEMOCRATIC REPU	14,341	31,102	116.87	44,269	113,194	155.70
NEPAL	5,434	0	-100.00	10,240	0	-100.00
VIET NAM	3,329,264	1,981,963	-40.47	11,499,562	6,113,629	-46.84
MALDIVES	3,584	26,965	652.37	4,797	55,233	1,051.41
INDIA	845,841	681,183	-19.47	2,274,971	2,088,977	-8.18
PAKISTAN	1,741,663	1,672,192	-3.99	4,307,452	3,709,571	-13.88
BANGLADESH	1,232,468	1,248,842	1.33	2,684,733	2,748,421	2.37
SRI LANKA	1,036,589	965,895	-6.82	2,682,319	2,590,322	-3.43
AFGHANISTAN	0	85,767	-	0	226,933	-
IRAQ	14,755	154,633	948.00	49,692	499,195	904.58
IRAN (ISLAMIC REPUBLIC OF)	1,382,750	1,453,718	5.13	4,278,541	4,350,596	1.68
SAUDI ARABIA	10,590,318	10,967,075	3.56	30,397,184	34,420,402	13.24
ISRAEL	757,843	897,026	18.37	2,056,933	2,470,139	20.09
KUWAIT	196,888	182,887	-7.11	637,634	546,076	-14.36
JORDAN	951,124	610,247	-35.84	2,317,189	1,635,731	-29.41
LEBANON	750,590	1,397,644	86.21	2,290,711	4,633,630	102.28
YEMEN	1,644,099	2,036,188	23.85	4,877,176	6,345,361	30.10
OMAN	772,097	310,549	-59.78	2,277,666	938,721	-58.79
SYRIA ARAB REPUBLIC	851,755	1,104,693	29.70	2,257,736	2,755,626	22.05
TURKEY	3,322,617	2,446,707	-26.36	9,592,681	7,255,064	-24.37
UNITED ARAB EMIRATES	13,735,774	11,778,092	-14.25	41,579,884	34,857,338	-16.17
QATAR	286,788	314,558	9.68	920,080	1,080,670	17.45
BAHRAIN	133,687	67,303	-49.66	426,878	225,478	-47.18
CYPRUS	99,547	70,727	-28.95	306,317	266,800	-12.90
EGYPT	6,407,117	3,080,186	-51.93	17,015,657	8,816,232	-48.19
LIBYAN ARAB JAMAHIRIYA	1,248,062	1,320,039	5.77	3,700,094	4,189,458	13.23
MOROCCO	315,740	294,578	-6.70	962,357	858,465	-10.80
TUNISIA	115,642	162,922	40.88	249,795	301,758	20.80
ALGERIA	185,050	412,447	122.88	589,775	1,155,747	95.96
SUDAN	469,116	184,746	-60.62	1,496,406	608,112	-59.36
NAMIBIA	0	9,500	-	0	35,700	-
MADAGASCAR	454	4	-99.12	250	10	-96.00
KENYA	74,132	135,850	83.25	190,313	338,507	77.87
REUNION	10,453	24,308	132.55	38,939	101,273	160.08
EQUATORIAL GUINEA	0	370	-	0	965	-
TOGO	0	4,937	-	0	15,112	-
GHANA	225,952	231,700	2.54	525,388	551,035	4.88
LIBERIA	0	5,264	-	0	13,177	-
ANGOLA	36,993	0	-100.00	134,090	0	-100.00
CAMEROON	5,195	6,131	18.02	17,793	19,291	8.42
NIGERIA	1,280,664	854,531	-33.27	3,745,278	2,635,833	-29.62
GABON	1	0	-100.00	14	0	-100.00
COTE D'IVOIRE	57,406	55,403	-3.49	186,534	154,475	-17.19
SENEGAL	35,477	37,772	6.47	127,417	127,725	0.24
MALI	0	12	-	0	64	-
BENIN	18,448	8,542	-53.70	61,294	21,216	-65.39
SEYCHELLES	644	0	-100.00	1,210	0	-100.00
UGANDA	106,949	45,632	-57.33	254,260	67,586	-73.42
CHAD	0	9	-	0	40	-
DJIBOUTI	100,719	10,883	-89.19	316,428	28,590	-90.96
SAO TOME AND PRINCIPE	0	507	-	0	180	-
SOUTH AFRICA	2,635,457	1,659,273	-37.04	7,696,359	4,729,286	-38.55

TABEL 5. PERKEMBANGAN EKSPOR INDONESIA MENURUT KOMODITI DAN NEGARA TUJUAN

JENIS BARANG	BERAT BERSIH (KG)		PERUB	NILAI FOB (US \$)		PERUB
	JAN-JUL 2008	JAN-JUL 2009	%	JAN-JUL 2008	JAN-JUL 2009	%
	(1)	(2)	(3)	(4)	(5)	(6)
ZIMBABWE	124,026	8,168	-93.41	350,230	29,410	-91.60
COMOROS	320	0	-100.00	1,254	0	-100.00
MAURITIUS	278,677	262,396	-5.84	833,579	775,080	-7.02
AUSTRALIA	5,729,267	7,396,794	29.11	18,482,279	23,828,510	28.93
NEW ZEALAND	1,611,045	1,425,363	-11.53	5,134,482	4,787,922	-6.75
NEW CALEDONIA	15,514	16,948	9.24	52,645	56,251	6.85
VANUATU	25,309	4,565	-81.96	83,472	17,036	-79.59
COOK ISLANDS	0	77	-	0	887	-
FIJI	115,447	92,404	-19.96	352,976	324,189	-8.16
SAMOA	33,706	4,765	-85.86	136,192	14,744	-89.17
SOLOMON ISLANDS	0	19,280	-	0	73,313	-
EAST TIMOR	364,464	324,758	-10.89	580,770	594,050	2.29
UNITED STATES	57,555,063	47,836,519	-16.89	186,458,746	174,342,424	-6.50
CANADA	2,629,628	3,836,702	45.90	7,773,228	13,278,046	70.82
MEXICO	1,046,819	1,071,795	2.39	2,696,807	2,668,873	-1.04
GUATEMALA	277,977	64,788	-76.69	833,944	188,834	-77.36
HONDURAS	167,287	85,857	-48.68	438,921	276,304	-37.05
PANAMA	158,899	294,138	85.11	497,607	912,749	83.43
SURINAME	19,936	46,479	133.14	64,980	125,338	92.89
CHILE	95,277	92,566	-2.85	250,415	241,294	-3.64
VENEZUELA	149,411	134,799	-9.78	599,261	567,869	-5.24
ARGENTINA	865,820	573,600	-33.75	2,244,573	1,202,553	-46.42
BRAZIL	635,168	826,329	30.10	2,103,713	2,483,901	18.07
COLOMBIA	1,080,993	1,492,012	38.02	2,773,292	3,216,436	15.98
BOLIVIA	45,765	42,864	-6.34	152,880	157,300	2.89
URUGUAY	34,915	32,782	-6.11	133,630	110,128	-17.59
PARAGUAY	82,307	11,190	-86.40	240,092	40,705	-83.05
ECUADOR	81,214	104,778	29.01	276,066	308,585	11.78
PERU	685,093	431,429	-37.03	1,279,936	998,972	-21.95
GUYANA	12,009	0	-100.00	28,552	0	-100.00
TRINIDAD AND TOBAGO	56,848	69,498	22.25	205,851	204,992	-0.42
JAMAICA	279,482	148,775	-46.77	808,618	471,464	-41.70
PUERTO RICO	122,476	516,859	322.01	482,141	1,532,187	217.79
DOMINICAN REPUBLIC	229,592	185,710	-19.11	502,311	468,169	-6.80
EL SALVADOR	22,171	168,714	660.97	64,988	402,659	519.59
COSTA RICA	298,068	204,771	-31.30	868,769	581,808	-33.03
HAITI	0	4,734	-	0	14,886	-
BARBADOS	20,018	19,832	-0.93	67,063	65,250	-2.70
ARUBA	12,752	0	-100.00	33,601	0	-100.00
DOMINICA	85,963	20,484	-76.17	231,752	57,338	-75.26
FRENCH POLYNESIA	32,508	1,134	-96.51	119,551	1,440	-98.80
NETHERLANDS ANTILLES	20,402	164	-99.20	37,799	265	-99.30
GUADELOUPE	95	8	-91.58	245	7	-97.14
UNITED KINGDOM	9,544,813	9,725,582	1.89	29,815,840	28,580,482	-4.14
NETHERLANDS	5,813,953	5,721,652	-1.59	17,537,574	17,214,855	-1.84
FRANCE	2,694,841	2,595,983	-3.67	8,382,127	7,984,736	-4.74
GERMANY, FED. REP. OF	9,561,733	9,087,292	-4.96	42,898,045	47,829,456	11.50
AUSTRIA	40,294	34,542	-14.28	199,843	178,576	-10.64
BELGIUM	5,750,444	6,633,519	15.36	18,548,572	20,386,018	9.91
SWITZERLAND	97,391	142,374	46.19	339,790	720,454	112.03
LUXEMBOURG	1,877	1,922	2.40	5,228	4,215	-19.38
DENMARK	1,153,806	541,472	-53.07	3,005,156	1,424,052	-52.61
NORWAY	446,304	28,645	-93.58	1,316,017	127,528	-90.31
SWEDEN	638,446	537,303	-15.84	2,165,518	2,139,095	-1.22
FINLAND	1,096,791	416,936	-61.99	3,253,895	1,960,648	-39.74
IRELAND	676,848	557,915	-17.57	1,892,869	1,680,324	-11.23
ITALY	6,900,904	6,603,226	-4.31	22,852,022	20,188,095	-11.66
SPAIN	1,695,366	1,609,838	-5.04	6,139,402	5,418,795	-11.74
PORTUGAL	539,223	547,850	1.60	2,073,614	2,049,627	-1.16
ICELAND	0	10,692	-	0	39,051	-
GREECE	813,884	557,749	-31.47	2,870,155	1,942,198	-32.33
DEMOCRATIC REPUBLIC OF THE C	13,995	0	-100.00	12,482	0	-100.00
HUNGARY	126,734	11,548	-90.89	553,888	34,035	-93.86
POLAND	878,859	271,242	-69.14	3,458,357	1,046,436	-69.74
ROMANIA	72,794	27,113	-62.75	273,057	110,092	-59.68
BULGARIA	12,122	22,629	86.68	38,114	82,072	115.33
ALBANIA	0	12,183	-	0	39,276	-
ARMENIA	84,332	0	-100.00	281,646	0	-100.00
AZERBAIJAN	21,330	14,776	-30.73	28,680	59,656	108.01
KAZAKHSTAN	9,481	0	-100.00	26,901	0	-100.00
MOLDOVA, REPUBLIC OF	11,023	0	-100.00	34,984	0	-100.00
TURKMENISTAN	23,018	0	-100.00	69,215	0	-100.00
UKRAINE	303,431	98,013	-67.70	1,009,316	259,203	-74.32
LITHUANIA	225,646	110,608	-50.98	754,364	377,232	-49.99
LATVIA	380,113	89,058	-76.57	1,084,229	263,442	-75.70

TABEL 5. PERKEMBANGAN EKSPOR INDONESIA MENURUT KOMODITI DAN NEGARA TUJUAN

JENIS BARANG	BERAT BERSIH (KG)		PERUB	NILAI FOB (US \$)		PERUB
	JAN-JUL 2008	JAN-JUL 2009	%	JAN-JUL 2008	JAN-JUL 2009	%
(1)	(2)	(3)	(4)	(5)	(6)	(7)
SRI LANKA	141,119	665,280	371.43	383,632	1,074,515	180.09
IRAN (ISLAMIC REPUBLIC OF)	5,322,230	4,515,830	-15.15	13,531,713	6,564,359	-51.49
ISRAEL	120,960	766,080	533.33	357,460	1,108,703	210.16
TURKEY	23,173,589	16,407,711	-29.20	60,204,922	23,857,652	-60.37
UNITED ARAB EMIRATES	282,240	443,520	57.14	737,045	545,594	-25.98
EGYPT	1,632,960	3,648,960	123.46	4,708,887	5,185,117	10.11
ALGERIA	224,280	22,680	-89.89	636,951	31,864	-95.00
ETHIOPIA	181,440	0	-100.00	424,336	0	-100.00
KENYA	766,078	826,560	7.90	1,916,003	1,141,423	-40.43
DJIBOUTI	866,879	0	-100.00	2,320,687	0	-100.00
SOUTH AFRICA	14,110,073	14,605,202	3.51	37,278,342	20,985,544	-43.71
AUSTRALIA	9,293,746	5,140,799	-44.69	24,240,824	7,071,809	-70.83
NEW ZEALAND	1,028,160	161,280	-84.31	2,714,260	224,397	-91.73
EAST TIMOR	0	189,000	-	0	239,558	-
UNITED STATES	383,872,597	194,014,507	-49.46	1,000,051,263	279,616,345	-72.04
CANADA	30,067,461	23,663,701	-21.30	78,809,002	34,432,639	-56.31
MEXICO	12,091,520	4,404,960	-63.57	31,929,654	6,286,307	-80.31
PANAMA	0	100,800	-	0	138,096	-
CUBA	60,480	0	-100.00	174,878	0	-100.00
CHILE	1,572,476	0	-100.00	4,054,679	0	-100.00
VENEZUELA	4,520,880	3,006,689	-33.49	12,095,603	3,977,907	-67.11
ARGENTINA	11,051,878	12,453,837	12.69	28,584,301	17,730,245	-37.97
BRAZIL	38,550,928	18,093,033	-53.07	103,438,285	26,001,468	-74.86
COLOMBIA	8,411,757	3,626,277	-56.89	22,505,778	5,334,970	-76.30
ECUADOR	3,386,880	3,366,720	-0.60	8,863,261	4,786,045	-46.00
EL SALVADOR	0	201,600	-	0	309,456	-
COSTA RICA	665,279	584,640	-12.12	1,569,590	784,296	-50.03
NORFOLK ISLANDS	0	20,160	-	0	24,696	-
UNITED KINGDOM	7,852,316	6,168,957	-21.44	20,862,725	8,926,178	-57.21
NETHERLANDS	14,735,937	18,124,445	22.99	39,136,852	25,836,176	-33.99
FRANCE	31,603,533	12,319,142	-61.02	82,981,390	17,704,298	-78.66
GERMANY, FED. REP. OF	34,325,775	16,262,814	-52.62	93,007,174	23,078,260	-75.19
AUSTRIA	181,440	0	-100.00	375,780	0	-100.00
BELGIUM	12,567,879	6,269,756	-50.11	33,384,730	8,248,311	-75.29
LUXEMBOURG	1,248,000	2,318,400	85.77	3,354,371	3,140,425	-6.38
NORWAY	134,400	0	-100.00	368,544	0	-100.00
SWEDEN	161,480	221,760	37.33	472,518	331,070	-29.93
FINLAND	60,480	362,880	500.00	147,837	533,611	260.95
IRELAND	371,700	90,720	-75.59	996,352	131,251	-86.83
ITALY	11,521,858	4,953,900	-57.00	30,572,085	7,380,478	-75.86
SPAIN	19,274,565	12,460,128	-35.35	50,511,559	17,998,248	-64.37
GREECE	771,120	20,160	-97.39	1,952,499	30,281	-98.45
HUNGARY	1,454,038	3,132,360	115.42	3,650,710	4,197,359	14.97
POLAND	14,341,007	5,720,398	-60.11	37,257,709	8,189,254	-78.02
ROMANIA	8,226,956	4,897,619	-40.47	21,450,457	7,218,225	-66.35
BULGARIA	136,080	1,496,880	1,000.00	426,966	2,056,197	381.58
YUGOSLAVIA	186,480	0	-100.00	510,923	0	-100.00
UKRAINE	2,406,222	0	-100.00	6,072,852	0	-100.00
LITHUANIA	907,200	6,027,839	564.44	2,542,793	8,262,010	224.92
SLOVENIA	6,677,998	3,386,880	-49.28	17,975,898	4,788,552	-73.36
CZECH REPUBLIC	120,960	0	-100.00	309,533	0	-100.00
RUSSIA FEDERATION	564,480	376,740	-33.26	1,481,640	565,656	-61.82
-CREPE	16,777,271	17,924,460	6.84	43,440,587	26,578,944	-38.82
JAPAN	793,679	346,560	-56.33	2,186,996	508,831	-76.73
KOREA, REPUBLIC OF	80,640	35,280	-56.25	220,133	47,217	-78.55
TAIWAN	100,800	141,120	40.00	300,788	202,205	-32.77
CHINA	1,614,800	1,831,676	13.43	3,819,815	2,574,622	-32.60
SINGAPORE	241,920	173,880	-28.13	624,733	253,941	-59.35
PHILIPPINES	0	40,320	-	0	55,648	-
MALAYSIA	465,679	806,300	73.15	1,203,669	1,096,369	-8.91
VIET NAM	559,679	2,167,679	287.31	1,405,202	3,090,868	119.96
INDIA	665,280	221,759	-66.67	1,666,364	326,374	-80.41
PAKISTAN	0	100,800	-	0	117,428	-
SRI LANKA	40,320	0	-100.00	118,488	0	-100.00
ISRAEL	262,080	0	-100.00	689,673	0	-100.00
TURKEY	141,120	181,439	28.57	408,946	232,398	-43.17
MOROCCO	20,160	0	-100.00	56,851	0	-100.00
SOUTH AFRICA	100,800	20,160	-80.00	280,828	27,000	-90.39
MAURITIUS	443	0	-100.00	1,200	0	-100.00
AUSTRALIA	120,960	60,480	-50.00	360,686	85,334	-76.34
UNITED STATES	7,296,890	6,506,928	-10.83	19,038,654	9,670,761	-49.20
CANADA	1,632,960	1,733,760	6.17	4,244,819	2,648,924	-37.60
MEXICO	120,959	100,800	-16.67	327,051	170,704	-47.81
CHILE	0	20,159	-	0	27,653	-

TABEL 5. PERKEMBANGAN EKSPOR INDONESIA MENURUT KOMODITI DAN NEGARA TUJUAN

JENIS BARANG	BERAT BERSIH (KG)		PERUB	NILAI FOB (US \$)		PERUB
	JAN-JUL 2008	JAN-JUL 2009	%	JAN-JUL 2008	JAN-JUL 2009	%
(1)	(2)	(3)	(4)	(5)	(6)	(7)
ARGENTINA	161,279	262,080	62.50	438,950	374,094	-14.78
BRAZIL	1,006,079	70,560	-92.99	2,702,332	102,514	-96.21
PERU	20,160	0	-100.00	54,432	0	-100.00
UNITED KINGDOM	80,640	0	-100.00	222,163	0	-100.00
NETHERLANDS	20,160	0	-100.00	54,432	0	-100.00
FRANCE	60,496	221,760	266.57	139,632	341,899	144.86
GERMANY, FED. REP. OF	201,600	0	-100.00	466,526	0	-100.00
SWITZERLAND	9	0	-100.00	72	0	-100.00
SWEDEN	0	80,640	-	0	111,888	-
ITALY	221,760	2,578,560	1,062.77	528,625	4,186,994	692.05
SPAIN	141,119	201,600	42.86	378,448	295,260	-21.98
PORTUGAL	80,640	0	-100.00	205,930	0	-100.00
GREECE	20,160	20,160	0.00	59,674	30,018	-49.70
YUGOSLAVIA	282,240	0	-100.00	715,175	0	-100.00
UKRAINE	221,760	0	-100.00	519,300	0	-100.00
-BUNGKIL KELAPA	183,542,274	101,375,636	-44.77	25,052,615	13,666,972	-45.45
JAPAN	93,788	824,800	779.43	14,161	135,301	855.45
KOREA, REPUBLIC OF	114,378,854	42,675,500	-62.69	15,022,126	5,597,593	-62.74
TAIWAN	4,757,612	1,024,050	-78.48	398,665	190,911	-52.11
CHINA	60,000	103,460	72.43	9,747	28,189	189.21
SINGAPORE	4,199,635	1,170,212	-72.14	612,356	486,138	-20.61
MALAYSIA	0	6,342,101	-	0	879,862	-
BRUNEI DARUSSALAM	1,209	0	-100.00	3,049	0	-100.00
VIET NAM	39,390,303	34,141,318	-13.33	5,745,208	3,821,725	-33.48
INDIA	12,000,930	0	-100.00	1,653,113	0	-100.00
PAKISTAN	0	380,000	-	0	67,640	-
SAUDI ARABIA	0	4,250	-	0	3,500	-
UNITED ARAB EMIRATES	0	1	-	0	3	-
AUSTRALIA	37,600	150,073	299.13	5,828	24,963	328.33
UNITED STATES	0	93,324	-	0	47,330	-
UNITED KINGDOM	0	97,900	-	0	22,638	-
NETHERLANDS	8,622,343	14,368,647	66.64	1,588,362	2,361,179	48.65
-DEDAK/BEKATUL	221,847,381	191,895,812	-13.50	36,635,341	24,859,769	-32.14
JAPAN	32,041,790	30,313,679	-5.39	5,296,172	3,898,991	-26.38
HONG KONG	26	0	-100.00	90	0	-100.00
KOREA, REPUBLIC OF	160,741,099	63,204,220	-60.68	26,503,291	8,276,642	-68.77
TAIWAN	230,410	30,680	-86.68	29,954	2,821	-90.58
SINGAPORE	0	84,240	-	0	12,995	-
PHILIPPINES	0	34,298,000	-	0	4,371,812	-
MALAYSIA	0	152	-	0	706	-
VIET NAM	28,834,053	63,964,841	121.84	4,805,833	8,295,802	72.62
UNITED STATES	3	0	-100.00	1	0	-100.00
-LAINNYA	1,459,690,753	1,444,281,176	-1.06	210,831,654	96,446,445	-54.25
JAPAN	15,000,817	11,789,682	-21.41	4,186,186	3,209,156	-23.34
HONG KONG	2,210,570	7,474	-99.66	247,405	8,434	-96.59
KOREA, REPUBLIC OF	233,483,611	147,603,650	-36.78	33,533,725	11,720,275	-65.05
TAIWAN	1,542,740	455,180	-70.50	411,016	186,096	-54.72
CHINA	5,777,108	59,953,219	937.77	628,828	3,462,927	450.70
THAILAND	12,756,344	33,731,851	164.43	3,197,576	2,905,661	-9.13
SINGAPORE	1,131,017	21,530,589	1,803.65	667,264	1,179,039	76.70
PHILIPPINES	0	36,311,748	-	0	1,821,661	-
MALAYSIA	5,511,141	4,514,927	-18.08	1,094,121	3,001,728	174.35
MYANMAR (FORM. BURMA)	34,000	0	-100.00	13,666	0	-100.00
BRUNEI DARUSSALAM	477	58,493	12,162.68	326	55,015	16,775.77
VIET NAM	50,682,903	110,757,222	118.53	6,581,615	8,547,871	29.87
INDIA	1,166,850	2,189,741	87.66	480,632	418,045	-13.02
PAKISTAN	188,548	0	-100.00	67,110	0	-100.00
BANGLADESH	261,105	315,682	20.90	107,534	102,692	-4.50
SRI LANKA	0	758,000	-	0	859,160	-
IRAQ	125	0	-100.00	1	0	-100.00
IRAN (ISLAMIC REPUBLIC OF)	0	175	-	0	5,070	-
SAUDI ARABIA	14,000,043	1,970	-99.99	2,068,525	1,150	-99.94
JORDAN	280,000	0	-100.00	44,800	0	-100.00
LEBANON	34,500	0	-100.00	38,631	0	-100.00
EGYPT	0	99,700	-	0	79,760	-
GHANA	240,360	0	-100.00	116,162	0	-100.00
NIGERIA	655,330	817,260	24.71	347,456	470,547	35.43
SOUTH AFRICA	155,999	24,375,000	15,525.10	230,530	1,553,110	573.71
AUSTRALIA	31,005,407	58,813,929	89.69	5,061,685	4,439,427	-12.29
NEW ZEALAND	322,063,341	219,694,555	-31.79	44,300,104	11,251,174	-74.60
GUAM	0	150	-	0	3,840	-
EAST TIMOR	0	786	-	0	239	-

TABEL 5. PERKEMBANGAN EKSPOR INDONESIA MENURUT KOMODITI DAN NEGARA TUJUAN

JENIS BARANG	BERAT BERSIH (KG)		PERUB	NILAI FOB (US \$)		PERUB
	JAN-JUL 2008	JAN-JUL 2009	%	JAN-JUL 2008	JAN-JUL 2009	%
(1)	(2)	(3)	(4)	(5)	(6)	(7)
VIET NAM	745,412	703,956	-5.56	6,101,206	6,018,308	-1.36
MALDIVES	348,076	271,073	-22.12	690,025	564,956	-18.13
INDIA	953,699	830,684	-12.90	2,891,120	2,230,824	-22.84
PAKISTAN	727,929	708,690	-2.64	1,899,707	2,812,258	48.04
BANGLADESH	29,128	61,595	111.46	55,965	209,407	274.17
SRI LANKA	51,252	208,774	307.35	101,801	135,917	33.51
IRAQ	9,430	41,485	339.93	21,916	99,413	353.61
IRAN (ISLAMIC REPUBLIC OF)	122,819	185,122	50.73	373,293	555,542	48.82
SAUDI ARABIA	398,883	634,898	59.17	897,311	977,707	8.96
KUWAIT	4,096	4,407	7.59	28,945	57,306	97.98
JORDAN	29,686	32,568	9.71	90,482	83,842	-7.34
LEBANON	12,595	15,612	23.95	44,916	48,982	9.05
YEMEN	519,520	850,946	63.79	1,149,037	1,777,692	54.71
OMAN	43	3	-93.02	42	44	4.76
SYRIA ARAB REPUBLIC	5	0	-100.00	16	0	-100.00
TURKEY	44	67	52.27	7	27	285.71
UNITED ARAB EMIRATES	6,855,444	5,308,787	-22.56	19,846,696	16,359,150	-17.57
QATAR	5,628	4,910	-12.76	59,237	38,192	-35.53
BAHRAIN	148	239	61.49	899	3,075	242.05
CYPRUS	5,383	8,540	58.65	16,388	29,151	77.88
EGYPT	24,698	20,841	-15.62	148,600	132,834	-10.61
LIBYAN ARAB JAMAHIRIYA	123,460	181,871	47.31	315,011	653,109	107.33
MOROCCO	825	6,909	737.45	14,900	80,676	441.45
TUNISIA	0	391	-	0	1,036	-
ALGERIA	0	10,078	-	0	28,650	-
SUDAN	75,772	27,228	-64.07	412,427	75,887	-81.60
NAMIBIA	110,160	37,800	-65.69	190,400	62,318	-67.27
ETHIOPIA	0	19	-	0	10	-
TANZANIA, UNITED REPUBLIC OF	337,493	435,051	28.91	517,562	866,434	67.41
MADAGASCAR	83,626	57,889	-30.78	30,925	16,125	-47.86
SOMALIA	0	33,008	-	0	56,988	-
KENYA	867,024	739,774	-14.68	1,582,034	1,435,390	-9.27
REUNION	4,594	1,547	-66.33	11,549	1,238	-89.28
MOZAMBIQUE	1,951	0	-100.00	7,003	0	-100.00
EQUATORIAL GUINEA	6,556	19,947	204.26	12,384	34,158	175.82
TOGO	0	8,110	-	0	46,535	-
GHANA	290,061	265,652	-8.42	705,314	2,229,084	216.04
LIBERIA	1,642	1,346	-18.03	1,923	1,596	-17.00
GUINEA	24,098	8,563	-64.47	70,447	2,500	-96.45
ANGOLA	110,160	226,800	105.88	183,600	369,443	101.22
CAMEROON	10,924	11,055	1.20	23,202	22,785	-1.80
NIGERIA	1,039,178	584,420	-43.76	2,112,381	1,238,452	-41.37
GABON	10,053	26,317	161.78	25,307	67,480	166.65
COTE D'IVOIRE	9,657	6,627	-31.38	18,115	10,245	-43.44
SENEGAL	289,381	357,512	23.54	279,627	325,953	16.57
BENIN	164,995	277,954	68.46	373,380	740,385	98.29
BURKINA FASO	8,923	0	-100.00	15,860	0	-100.00
GAMBIA	9,824	13,691	39.36	17,743	36,693	106.80
SEYCHELLES	25,489	14,426	-43.40	50,612	47,196	-6.75
UGANDA	169,334	281,397	66.18	340,810	548,322	60.89
CHAD	17,636	0	-100.00	29,664	0	-100.00
DJIBOUTI	181,052	214,944	18.72	203,693	396,447	94.63
SAO TOME AND PRINCIPE	26,306	318	-98.79	55,503	925	-98.33
SOUTH AFRICA	101,358	56,720	-44.04	367,213	284,313	-22.58
ZIMBABWE	0	1,631	-	0	5,613	-
ZAMBIA	7,616	0	-100.00	32,961	0	-100.00
MAURITIUS	66,870	110,320	64.98	194,550	271,426	39.51
RWANDA	0	20,780	-	0	38,460	-
AUSTRALIA	233,873	92,019	-60.65	693,999	403,169	-41.91
NEW ZEALAND	7,182	14,308	99.22	58,726	124,381	111.80
MICRONESIA, FEDERATED STATES	1,481	2,268	53.14	1,250	4,057	224.56
GUAM	2,177	745	-65.78	17,272	1,410	-91.84
PALAU	0	259	-	0	5,113	-
NEW CALEDONIA	529	1,026	93.95	871	2,289	162.80
NORTHERN MARIANA ISLANDS	224	8,303	3,606.70	542	24,976	4,508.12
SAINT VINCENT AND THE GRENADI	0	1,113	-	0	1,265	-
VANUATU	56,359	20,887	-62.94	78,835	28,102	-64.35
WALLIS AND FUTUNA ISLANDS	4,056	2,073	-48.89	11,192	5,644	-49.57
AMERICAN SAMOA	282	472	67.38	1,116	2,940	163.44
COOK ISLANDS	0	249	-	0	285	-
FIJI	81,627	80,574	-1.29	221,345	236,213	6.72
KIRIBATI	21,297	6,707	-68.51	35,003	20,352	-41.86
SAMOA	27,945	16,526	-40.86	47,693	26,088	-45.30
SOLOMON ISLANDS	42,565	32,597	-23.42	66,505	168,040	152.67
TONGA	26,459	55,673	110.41	52,042	74,186	42.55

TABEL 5. PERKEMBANGAN EKSPOR INDONESIA MENURUT KOMODITI DAN NEGARA TUJUAN

JENIS BARANG	BERAT BERSIH (KG)		PERUB	NILAI FOB (US \$)		PERUB
	JAN-JUL 2008	JAN-JUL 2009	%	JAN-JUL 2008	JAN-JUL 2009	%
(1)	(2)	(3)	(4)	(5)	(6)	(7)
TUVALU	366	0	-100.00	904	0	-100.00
EAST TIMOR	433,571	1,128,006	160.17	454,129	1,441,625	217.45
UNITED STATES	141,504	217,895	53.99	450,846	810,160	79.70
CANADA	692	2,932	323.70	1,729	2,176	25.85
MEXICO	633	3,111	391.47	4,920	144,731	2,841.69
PANAMA	23,650	0	-100.00	31,625	0	-100.00
SURINAME	2,873	7,510	161.40	16,379	27,371	67.11
CHILE	203	1,421	600.00	352	5,104	1,350.00
ARGENTINA	100	224	124.00	1,850	2,022	9.30
BRAZIL	0	564	-	0	21,674	-
COLOMBIA	400	28	-93.00	4,520	1,995	-55.86
BOLIVIA	5,009	0	-100.00	6,330	0	-100.00
TRINIDAD AND TOBAGO	0	2,470	-	0	2,610	-
BAHAMAS	91	0	-100.00	983	0	-100.00
PUERTO RICO	0	21	-	0	128	-
BELIZE	21,897	5,359	-75.53	92,312	31,238	-66.16
DOMINICAN REPUBLIC	0	262	-	0	371	-
COSTA RICA	143	0	-100.00	287	0	-100.00
BARBADOS	3,692	4,431	20.02	5,021	7,111	41.63
ARUBA	324	0	-100.00	9,271	0	-100.00
BERMUDA	846	26	-96.93	15,170	77	-99.49
FRENCH POLYNESIA	8	1,802	22,425.00	41	4,371	10,560.98
MARTINIQUE	10	422	4,120.00	62	576	829.03
NETHERLANDS ANTILLES	0	361	-	0	490	-
TURKS AND CAICOS ISLANDS	0	22	-	0	84	-
GUADELOUPE	1	3	200.00	8	9	12.50
UNITED KINGDOM	445,382	305,801	-31.34	1,753,301	1,176,944	-32.87
NETHERLANDS	160,401	126,072	-21.40	380,627	672,424	76.66
FRANCE	221,400	187,012	-15.53	1,497,064	1,473,797	-1.55
GERMANY, FED. REP. OF	8,193	1,436	-82.47	32,427	4,827	-85.11
AUSTRIA	95	0	-100.00	5,085	0	-100.00
BELGIUM	18,806	61,960	229.47	40,458	132,897	228.48
SWITZERLAND	871	2,891	231.92	7,297	36,741	403.51
DENMARK	56	10	-82.14	44	38	-13.64
NORWAY	165	241	46.06	4,792	3,793	-20.85
SWEDEN	99,496	601	-99.40	100,852	2,845	-97.18
FINLAND	0	654	-	0	3,784	-
ITALY	148,394	133,790	-9.84	247,892	259,671	4.75
SPAIN	12,338	4,315	-65.03	88,038	58,532	-33.52
PORTUGAL	34,068	0	-100.00	36,657	0	-100.00
MONTSERRAT	0	5,929	-	0	8,415	-
GREECE	34,670	33,496	-3.39	82,861	92,383	11.49
DEMOCRATIC REPUBLIC OF THE C	96,143	21,018	-78.14	189,932	30,160	-84.12
HUNGARY	4,182	2	-99.95	9,331	4	-99.96
POLAND	27	0	-100.00	282	0	-100.00
ROMANIA	777	274	-64.74	16,393	7,201	-56.07
BULGARIA	627	358	-42.90	11,551	4,204	-63.60
UKRAINE	23,771	28,560	20.15	64,821	100,691	55.34
LITHUANIA	359	0	-100.00	3,887	0	-100.00
LATVIA	20,088	0	-100.00	60,450	0	-100.00
ESTONIA	300	0	-100.00	3,094	0	-100.00
CROATIA	439	0	-100.00	280	0	-100.00
MALTA	5,215	4,956	-4.97	8,422	6,768	-19.64
SLOVENIA	0	331	-	0	490	-
CZECH REPUBLIC	141	136	-3.55	11,444	4,693	-58.99
RUSSIA FEDERATION	37,660	51,876	37.75	42,399	130,648	208.14
ROTAN OLAHAN	16,158,227	17,031,657	5.41	15,541,330	16,981,247	9.27
JAPAN	15,606	49,498	217.17	31,622	97,440	208.14
HONG KONG	908,320	617,475	-32.02	849,405	607,366	-28.50
KOREA, REPUBLIC OF	0	66,628	-	0	20,172	-
TAIWAN	186,614	313,366	67.92	178,102	196,302	10.22
CHINA	11,944,466	12,677,350	6.14	9,977,618	11,654,115	16.80
THAILAND	243,842	524,841	115.24	228,640	506,249	121.42
SINGAPORE	1,422,491	1,336,357	-6.06	1,535,188	1,584,711	3.23
MALAYSIA	375,772	336,834	-10.36	281,654	376,993	33.85
BRUNEI DARUSSALAM	0	2	-	0	5	-
VIET NAM	0	75	-	0	104	-
MALDIVES	38	25	-34.21	60	60	0.00
INDIA	174,538	169,389	-2.95	176,939	166,421	-5.94
PAKISTAN	6,000	29,000	383.33	4,740	8,465	78.59
SRI LANKA	64,546	39,222	-39.23	89,718	48,531	-45.91
IRAQ	30,160	0	-100.00	12,567	0	-100.00
SAUDI ARABIA	94,686	135,122	42.71	99,775	50,193	-49.69
KUWAIT	3,851	18,771	387.43	2,920	14,900	410.27

TABEL 5. PERKEMBANGAN EKSPOR INDONESIA MENURUT KOMODITI DAN NEGARA TUJUAN

JENIS BARANG	BERAT BERSIH (KG)		PERUB %	NILAI FOB (US \$)		PERUB %
	JAN-JUL 2008	JAN-JUL 2009		JAN-JUL 2008	JAN-JUL 2009	
	(1)	(2)	(3)	(4)	(5)	(6)
JORDAN	24,391	66,379	172.15	30,986	76,588	147.17
LEBANON	0	2,097	-	0	2,750	-
SYRIA ARAB REPUBLIC	0	37,711	-	0	41,561	-
TURKEY	0	36,805	-	0	59,486	-
UNITED ARAB EMIRATES	1,869	906	-51.52	10,860	6,971	-35.81
QATAR	131	0	-100.00	330	0	-100.00
CYPRUS	7,632	5,227	-31.51	25,961	23,436	-9.73
MOROCCO	0	6,299	-	0	16,253	-
TUNISIA	0	3,495	-	0	9,520	-
REUNION	12,312	0	-100.00	15,840	0	-100.00
SOUTH AFRICA	25,422	61,136	140.48	30,618	67,905	121.78
MAURITIUS	14,714	5,850	-60.24	5,801	13,683	135.87
VIRGIN ISLANDS (BRITISH)	445	0	-100.00	2,555	0	-100.00
AUSTRALIA	26,484	31,145	17.60	158,020	97,249	-38.46
NEW ZEALAND	9,286	19,165	106.39	21,713	46,987	116.40
GUAM	860	86	-90.00	3,386	933	-72.45
NEW CALEDONIA	2,936	0	-100.00	8,831	0	-100.00
TONGA	236	0	-100.00	179	0	-100.00
EAST TIMOR	301	0	-100.00	64	0	-100.00
UNITED STATES	142,276	48,205	-66.12	550,172	200,608	-63.54
CANADA	2,906	3,794	30.56	3,701	9,181	148.07
MEXICO	7,893	0	-100.00	15,100	0	-100.00
CHILE	0	917	-	0	6,590	-
ARGENTINA	3,339	3,746	12.19	6,368	6,381	0.20
BRAZIL	597	0	-100.00	539	0	-100.00
COLOMBIA	7,195	1,524	-78.82	10,475	3,647	-65.18
URUGUAY	117	0	-100.00	252	0	-100.00
BAHAMAS	0	10,674	-	0	44,628	-
DOMINICAN REPUBLIC	0	231	-	0	330	-
FRENCH POLYNESIA	68	111	63.24	168	289	72.02
UNITED KINGDOM	21,413	8,823	-58.80	90,013	34,164	-62.05
NETHERLANDS	5,283	3,956	-25.12	12,602	26,782	112.52
FRANCE	42,180	27,703	-34.32	129,947	39,996	-69.22
GERMANY, FED. REP. OF	105,078	179,975	71.28	226,105	397,055	75.61
AUSTRIA	0	5,500	-	0	7,150	-
BELGIUM	77,430	10,914	-85.90	192,047	23,893	-87.56
SWITZERLAND	554	291	-47.47	3,735	2,592	-30.60
DENMARK	0	169	-	0	466	-
NORWAY	0	448	-	0	1,925	-
SWEDEN	2,213	0	-100.00	16,426	0	-100.00
FINLAND	8,000	3,913	-51.09	6,320	169	-97.33
IRELAND	74	306	313.51	187	744	297.86
ITALY	10,142	10,528	3.81	66,526	45,362	-31.81
SPAIN	29,196	32,807	12.37	129,033	92,099	-28.62
PORTUGAL	604	48	-92.05	1,365	14	-98.97
GREECE	13	171	1,215.38	120	1,320	1,000.00
HUNGARY	3,438	7	-99.80	4,250	16	-99.62
UKRAINE	54,790	29,642	-45.90	191,702	87,901	-54.15
SLOVAKIA	6,000	5,824	-2.93	8,461	16,601	96.21
CZECH REPUBLIC	3,930	11,078	181.88	3,130	12,609	302.84
RUSSIA FEDERATION	25,549	40,096	56.94	88,494	123,386	39.43
-MINYAK KELAPA SAWIT	7,659,776,398	8,042,297,275	4.99	7,618,431,692	4,697,736,832	-38.34
JAPAN	407,827	10,763,877	2,539.32	534,208	8,600,451	1,509.94
HONG KONG	16,498,884	265,045	-98.39	17,043,913	156,268	-99.08
KOREA, REPUBLIC OF	9,997,841	1,924,661	-80.75	9,609,275	1,080,341	-88.76
TAIWAN	586,791	675,339	15.09	773,271	574,023	-25.77
CHINA	1,054,512,702	1,411,842,476	33.89	1,047,650,904	845,911,783	-19.26
PAPUA NEW GUINEA	1,618,691	1,224,635	-24.34	2,192,923	1,184,537	-45.98
THAILAND	19,193,000	10,866,352	-43.38	19,336,795	4,163,136	-78.47
SINGAPORE	345,063,204	364,564,314	5.65	338,065,194	204,855,704	-39.40
PHILIPPINES	13,493,737	9,604,624	-28.82	16,715,704	10,696,815	-36.01
MALAYSIA	421,292,357	505,514,671	19.99	413,446,922	283,359,016	-31.46
MYANMAR (FORM. BURMA)	93,190,401	69,002,205	-25.96	99,407,103	43,319,051	-56.42
CAMBODIA	0	364,654	-	0	297,932	-
BRUNEI DARUSSALAM	677,789	402,700	-40.59	926,513	433,925	-53.17
VIET NAM	130,008,462	116,339,956	-10.51	130,608,652	70,180,172	-46.27
MALDIVES	950,342	472,878	-50.24	1,468,093	448,366	-69.46
INDIA	2,448,107,372	2,717,940,614	11.02	2,416,763,912	1,549,834,144	-35.87
PAKISTAN	284,593,264	118,595,434	-58.33	293,691,496	75,528,983	-74.28
BANGLADESH	311,424,579	359,537,993	15.45	339,454,296	232,252,198	-31.58
SRI LANKA	33,185,612	1,500,000	-95.48	29,075,561	690,000	-97.63
AFGHANISTAN	0	5,488,455	-	0	4,634,921	-
IRAQ	3,153,600	0	-100.00	3,992,420	0	-100.00
IRAN (ISLAMIC REPUBLIC OF)	157,411,961	74,951,380	-52.39	163,306,839	50,479,848	-69.09

TABEL 5. PERKEMBANGAN EKSPOR INDONESIA MENURUT KOMODITI DAN NEGARA TUJUAN

JENIS BARANG	BERAT BERSIH (KG)		PERUB	NILAI FOB (US \$)		PERUB
	JAN-JUL 2008	JAN-JUL 2009	%	JAN-JUL 2008	JAN-JUL 2009	%
(1)	(2)	(3)	(4)	(5)	(6)	(7)
SAUDI ARABIA	107,132,012	102,628,847	-4.20	104,393,233	70,276,070	-32.68
ISRAEL	75,204	159,797	112.48	100,179	124,582	24.36
JORDAN	131,545,473	29,689,959	-77.43	139,142,240	16,363,831	-88.24
YEMEN	5,204,576	6,048,929	16.22	6,553,968	3,974,466	-39.36
OMAN	2,998,000	4,949,778	65.10	3,072,950	3,756,882	22.26
SYRIA ARAB REPUBLIC	11,496,000	0	-100.00	12,377,820	0	-100.00
TURKEY	60,586,993	15,878,833	-73.79	60,071,615	9,816,836	-83.66
UNITED ARAB EMIRATES	701,045	27,839,670	3,871.17	943,189	19,011,418	1,915.65
BAHRAIN	0	41,720	-	0	33,210	-
EGYPT	207,992,648	225,096,166	8.22	195,959,223	142,198,064	-27.43
LIBYAN ARAB JAMAHIRIYA	0	19,710	-	0	20,745	-
TUNISIA	25,752,831	16,499,762	-35.93	25,543,953	9,909,851	-61.20
ALGERIA	84,049,698	22,177,834	-73.61	98,761,432	12,108,330	-87.74
SUDAN	56,052	40,240	-28.21	56,061	31,521	-43.77
NAMIBIA	49,627	0	-100.00	83,853	0	-100.00
ETHIOPIA	0	18,461	-	0	15,712	-
TANZANIA, UNITED REPUBLIC OF	3,459,360	22,271,785	543.81	3,816,230	12,412,646	225.26
MADAGASCAR	0	284,746	-	0	180,356	-
SOMALIA	0	112,212	-	0	79,467	-
KENYA	1,683,989	715,240	-57.53	2,085,356	545,065	-73.86
MOZAMBIQUE	4,624,782	0	-100.00	4,677,395	0	-100.00
EQUATORIAL GUINEA	74,771	111,333	48.90	96,441	109,119	13.15
TOGO	5,953,221	713,114	-88.02	7,185,971	658,171	-90.84
GHANA	14,638,098	5,117,797	-65.04	17,627,646	3,581,082	-79.68
LIBERIA	0	163,660	-	0	120,956	-
GUINEA	10,976,430	107,910	-99.02	11,861,246	88,471	-99.25
ANGOLA	6,016,722	11,394,382	89.38	6,317,598	8,610,921	36.30
CONGO	2,023,256	1,408,555	-30.38	2,302,405	995,208	-56.78
CAMEROON	2,775,974	2,574,941	-7.24	3,115,069	1,963,113	-36.98
NIGERIA	91,082	14,226,519	15,519.46	150,368	8,790,132	5,745.75
SIERRA LEONE	485,614	565,238	16.40	612,578	425,158	-30.60
GABON	496,996	1,673,871	236.80	710,315	1,579,283	122.34
COTE D'IVOIRE	24,728,520	8,224,424	-66.74	27,274,202	4,837,701	-82.26
SENEGAL	426,430	1,975,021	363.15	525,721	1,677,289	219.05
MAURITANIA	611,853	3,071,821	402.05	841,695	1,955,438	132.32
MALI	16,545	290,016	1,652.89	26,849	211,056	686.09
BENIN	3,359,205	9,766,161	190.73	5,072,476	7,484,172	47.54
GUINEA BISSAU	2,752,656	1,663,229	-39.58	2,887,049	1,441,197	-50.08
GAMBIA	1,647,750	12,056,146	631.67	1,931,385	9,186,262	375.63
SEYCHELLES	0	39,420	-	0	32,719	-
DJIBOUTI	1,220,182	1,804,737	47.91	1,439,667	1,358,730	-5.62
SAO TOME AND PRINCIPE	95,025	0	-100.00	115,500	0	-100.00
SOUTH AFRICA	79,946,725	84,027,756	5.10	78,228,409	47,445,333	-39.35
COMOROS	299,667	54,920	-81.67	467,196	59,582	-87.25
MAURITIUS	87,570	2,018,542	2,205.06	115,296	1,174,067	918.31
AUSTRALIA	0	77,108	-	0	70,789	-
NEW ZEALAND	0	84,090	-	0	67,261	-
MICRONESIA, FEDERATED STATES	42,003	124,485	196.37	67,097	140,081	108.77
NORTHERN MARIANA ISLANDS	16,201	31,942	97.16	21,956	30,461	38.74
VANUATU	317,615	76,299	-75.98	506,698	75,158	-85.17
AMERICAN SAMOA	0	44,030	-	0	45,341	-
COOK ISLANDS	14,220	0	-100.00	21,093	0	-100.00
FIJI	123,491	320,955	159.90	185,012	345,404	86.69
KIRIBATI	57,423	30,876	-46.23	83,746	28,501	-65.97
MARSHALL ISLANDS	0	17,722	-	0	19,326	-
SAMOA	693,783	417,559	-39.81	1,085,628	452,497	-58.32
SOLOMON ISLANDS	0	156,169	-	0	159,802	-
TONGA	68,393	122,542	79.17	114,394	140,645	22.95
TUVALU	26,394	9,808	-62.84	44,390	13,129	-70.42
EAST TIMOR	547,551	2,940,021	436.94	824,304	3,234,697	292.42
UNITED STATES	42,213,090	13,668,188	-67.62	40,409,802	7,368,680	-81.77
PANAMA	50,333	5,175,268	10,182.06	78,490	2,214,450	2,721.31
SURINAME	0	129,492	-	0	100,659	-
BRAZIL	60,904,213	57,332,481	-5.86	62,062,473	33,278,771	-46.38
URUGUAY	0	753,860	-	0	630,608	-
PARAGUAY	0	25,000	-	0	18,980	-
TRINIDAD AND TOBAGO	0	38,526	-	0	31,824	-
HAITI	0	4,561,604	-	0	2,703,306	-
UNITED KINGDOM	752,031	6,025,000	701.16	747,307	3,282,025	339.18
NETHERLANDS	657,064,415	541,998,521	-17.51	620,973,325	296,023,854	-52.33
FRANCE	8,766,734	0	-100.00	10,105,588	0	-100.00
GERMANY, FED. REP. OF	222,221,745	245,506,062	10.48	206,026,526	131,072,081	-36.38
BELGIUM	21,042	0	-100.00	22,094	0	-100.00
SWITZERLAND	0	2,000,000	-	0	1,352,000	-
DENMARK	8,000,009	12,749,609	59.37	6,668,513	7,859,040	17.85

TABEL 5. PERKEMBANGAN EKSPOR INDONESIA MENURUT KOMODITI DAN NEGARA TUJUAN

JENIS BARANG	BERAT BERSIH (KG)		PERUB	NILAI FOB (US \$)		PERUB
	JAN-JUL 2008	JAN-JUL 2009	%	JAN-JUL 2008	JAN-JUL 2009	%
(1)	(2)	(3)	(4)	(5)	(6)	(7)
BANGLADESH	91,698,395	1,550,580	-98.31	87,759,037	1,374,092	-98.43
SRI LANKA	1,125,780	0	-100.00	1,536,728	0	-100.00
IRAN (ISLAMIC REPUBLIC OF)	117,524	152,000	29.34	107,842	105,800	-1.89
SAUDI ARABIA	425,600	0	-100.00	566,048	0	-100.00
JORDAN	511,788	450,198	-12.03	739,506	391,270	-47.09
LEBANON	0	18,620	-	0	15,455	-
SYRIA ARAB REPUBLIC	389,760	768,969	97.29	511,156	674,323	31.92
TURKEY	2,597,042	1,649,467	-36.49	2,448,356	1,127,598	-53.94
UNITED ARAB EMIRATES	80,180	200,050	149.50	131,346	153,360	16.76
EGYPT	4,716,337	1,044,321	-77.86	6,388,837	756,348	-88.16
MOROCCO	44,500	420,000	843.82	68,931	360,930	423.61
TUNISIA	1,205,579	980,000	-18.71	1,614,782	660,000	-59.13
ALGERIA	532,500	2,175,268	308.50	866,633	1,693,381	95.40
MADAGASCAR	181,300	165,260	-8.85	171,894	78,375	-54.41
EQUATORIAL GUINEA	123	251	104.07	823	3,150	282.75
GABON	0	18,620	-	0	20,907	-
MAURITANIA	199,810	420,000	110.20	254,748	193,200	-24.16
BENIN	0	148,800	-	0	93,744	-
SOUTH AFRICA	637,803	1,457,090	128.45	622,519	811,209	30.31
AUSTRALIA	40,893	15,480	-62.15	45,781	13,888	-69.66
NEW ZEALAND	247,630	1,172,128	373.34	418,225	1,113,351	166.21
NORTHERN MARIANA ISLANDS	0	90	-	0	306	-
TONGA	0	7,661	-	0	5,974	-
EAST TIMOR	0	737	-	0	1,395	-
UNITED STATES	48,986,074	26,633,047	-45.63	61,230,640	17,865,782	-70.82
MEXICO	0	104,000	-	0	70,683	-
VENEZUELA	0	95,000	-	0	82,650	-
ARGENTINA	2,430	12,510	414.81	3,818	12,902	237.93
BRAZIL	300,000	208,000	-30.67	435,000	172,848	-60.26
URUGUAY	18,620	0	-100.00	33,168	0	-100.00
EL SALVADOR	19,500	0	-100.00	21,158	0	-100.00
COSTA RICA	78,000	0	-100.00	82,836	0	-100.00
UNITED KINGDOM	3,703	6,686	80.56	19,470	35,261	81.10
NETHERLANDS	101,102,651	72,804,262	-27.99	125,160,823	46,530,781	-62.82
FRANCE	0	3,560	-	0	51,212	-
GERMANY, FED. REP. OF	21	1,184	5,538.10	178	1,625	812.92
SWITZERLAND	602	0	-100.00	3,317	0	-100.00
DENMARK	0	249,984	-	0	150,615	-
NORWAY	280	0	-100.00	2,297	0	-100.00
SWEDEN	154	1,299,848	843,957.14	672	819,404	121,835.12
IRELAND	62,000	0	-100.00	2,480	0	-100.00
ITALY	5,420,000	400	-99.99	8,131,000	14,800	-99.82
SPAIN	5,155,434	589,085	-88.57	7,258,437	297,452	-95.90
GREECE	1,789,255	39,082	-97.82	1,910,164	42,258	-97.79
DEMOCRATIC REPUBLIC OF THE C	1,000,000	0	-100.00	1,147,030	0	-100.00
POLAND	168,750	0	-100.00	193,763	0	-100.00
ROMANIA	1,194,186	676,531	-43.35	1,810,171	506,938	-72.00
BULGARIA	275,670	431,352	56.47	426,566	341,387	-19.97
KAZAKHSTAN	328,050	417,698	27.33	424,715	368,752	-13.18
TAJKISTAN	183,870	0	-100.00	264,364	0	-100.00
UKRAINE	6,439,891	7,791,563	20.99	8,560,389	7,195,284	-15.95
UZBEKISTAN	739,869	443,419	-40.07	1,040,191	401,925	-61.36
LITHUANIA	70	43,740	62,385.71	437	36,304	8,207.55
LATVIA	71,160	89,963	26.42	101,885	72,493	-28.85
GEORGIA	131,220	107,297	-18.23	186,375	101,855	-45.35
CROATIA	42,000	90,000	114.29	45,724	73,064	59.79
BOSNIA AND HERZEGOVINA	819	0	-100.00	3,818	0	-100.00
MALTA	66	12	-81.82	770	163	-78.83
SLOVENIA	0	153,663	-	0	112,852	-
CZECH REPUBLIC	0	6,403	-	0	6,492	-
RUSSIA FEDERATION	19,358,398	15,427,163	-20.31	26,035,123	14,000,904	-46.22
-STEARIN	80,068,053	86,911,660	8.55	87,651,372	58,795,078	-32.92
JAPAN	1,570,821	1,380,061	-12.14	1,759,350	1,081,760	-38.51
HONG KONG	337,475	70,000	-79.26	393,078	44,870	-88.58
KOREA, REPUBLIC OF	3,696,150	6,854,039	85.44	4,007,545	5,065,995	26.41
TAIWAN	8,835,223	10,129,151	14.65	9,426,656	6,961,956	-26.15
CHINA	33,435,645	31,977,997	-4.36	36,474,507	20,797,145	-42.98
THAILAND	4,134,963	4,743,898	14.73	4,761,355	3,356,915	-29.50
SINGAPORE	401,000	675,006	68.33	501,109	490,382	-2.14
PHILIPPINES	1,369,903	1,047,537	-23.53	1,560,265	760,236	-51.28
MALAYSIA	51,300	1,111,932	2,067.51	57,730	568,373	884.54
MYANMAR (FORM. BURMA)	134,000	32,000	-76.12	155,524	17,693	-88.62
VIET NAM	2,239,424	1,789,991	-20.07	2,501,327	1,240,117	-50.42
INDIA	324,133	768,377	137.06	329,901	515,002	56.11

TABEL 5. PERKEMBANGAN EKSPOR INDONESIA MENURUT KOMODITI DAN NEGARA TUJUAN

JENIS BARANG	BERAT BERSIH (KG)		PERUB	NILAI FOB (US \$)		PERUB
	JAN-JUL 2008	JAN-JUL 2009	%	JAN-JUL 2008	JAN-JUL 2009	%
(1)	(2)	(3)	(4)	(5)	(6)	(7)
PAKISTAN	117,000	102,000	-12.82	135,491	58,980	-56.47
BANGLADESH	2,631,000	3,057,000	16.19	2,860,112	1,788,361	-37.47
SRI LANKA	176,852	176,450	-0.23	210,910	126,532	-40.01
IRAN (ISLAMIC REPUBLIC OF)	298,000	808,000	171.14	327,592	647,206	97.56
ISRAEL	0	97,999	-	0	72,240	-
JORDAN	0	37,794	-	0	33,868	-
LEBANON	17,000	0	-100.00	20,740	0	-100.00
SYRIA ARAB REPUBLIC	99,000	264,963	167.64	95,834	155,692	62.46
TURKEY	9,379,744	9,257,264	-1.31	10,137,793	7,078,808	-30.17
UNITED ARAB EMIRATES	39,000	106,000	171.79	46,662	75,132	61.01
EGYPT	581,813	347,500	-40.27	641,603	230,407	-64.09
MOROCCO	16,850	0	-100.00	20,557	0	-100.00
KENYA	17,000	85,585	403.44	20,100	53,985	168.58
GHANA	0	34,000	-	0	19,312	-
CAMEROON	17,000	0	-100.00	20,400	0	-100.00
NIGERIA	188,000	221,000	17.55	229,590	146,135	-36.35
COTE D'IVOIRE	0	68,000	-	0	38,624	-
SOUTH AFRICA	183,016	319,119	74.37	197,896	217,660	9.99
AUSTRALIA	218,725	83,467	-61.84	259,046	58,162	-77.55
UNITED STATES	575,120	593,582	3.21	695,513	452,799	-34.90
CANADA	41,000	42,000	2.44	51,951	24,676	-52.50
CHILE	23,999	40,849	70.21	29,683	25,748	-13.26
VENEZUELA	0	67,500	-	0	49,070	-
COLOMBIA	0	186,000	-	0	142,038	-
ECUADOR	34,000	34,000	0.00	42,500	24,480	-42.40
PERU	17,000	51,000	200.00	20,400	34,935	71.25
UNITED KINGDOM	604,500	257,500	-57.40	602,112	196,417	-67.38
NETHERLANDS	5,267,678	8,254,716	56.71	5,596,689	4,914,996	-12.18
FRANCE	48,835	192,000	293.16	57,042	132,736	132.70
GERMANY, FED. REP. OF	608,000	140,000	-76.97	668,505	98,897	-85.21
BELGIUM	0	51,000	-	0	28,050	-
SWEDEN	14,000	0	-100.00	15,839	0	-100.00
FINLAND	0	24,000	-	0	22,944	-
ITALY	98,000	49,000	-50.00	113,039	33,302	-70.54
SPAIN	423,000	563,998	33.33	497,455	374,224	-24.77
PORTUGAL	696,000	123,999	-82.18	835,295	85,672	-89.74
GREECE	64,000	0	-100.00	64,960	0	-100.00
POLAND	83,497	0	-100.00	90,668	0	-100.00
BULGARIA	131,388	57,387	-56.32	152,125	50,466	-66.83
UKRAINE	372,999	84,999	-77.21	421,000	65,545	-84.43
LATVIA	17,000	0	-100.00	18,904	0	-100.00
RUSSIA FEDERATION	438,000	452,000	3.20	525,019	336,535	-35.90
-ASAM BERLEMAK LAIN	436,686,230	398,868,606	-8.66	370,490,146	221,453,435	-40.23
JAPAN	6,599,239	5,068,352	-23.20	9,504,837	4,460,319	-53.07
HONG KONG	5,760	2,880	-50.00	8,734	3,271	-62.55
KOREA, REPUBLIC OF	13,684,703	30,527,852	123.08	10,525,775	13,375,518	27.07
TAIWAN	545,360	2,558,606	369.16	385,702	1,389,401	260.23
CHINA	19,486,449	29,999,711	53.95	24,442,950	22,985,790	-5.96
THAILAND	1,956,784	3,357,235	71.57	3,123,235	4,068,769	30.27
SINGAPORE	13,574,944	15,272,093	12.50	17,479,031	12,761,835	-26.99
PHILIPPINES	40,092	2,785,395	6,847.51	49,830	2,643,676	5,205.39
MALAYSIA	16,088,260	11,017,326	-31.52	18,108,123	7,888,862	-56.43
MYANMAR (FORM. BURMA)	3,499,965	2,874,914	-17.86	1,889,981	885,524	-53.15
NEPAL	36,260	0	-100.00	14,340	0	-100.00
VIET NAM	974	41,565	4,167.45	1,759	29,367	1,569.53
INDIA	162,403,973	75,631,714	-53.43	104,096,360	34,656,609	-66.71
PAKISTAN	7,426,620	11,843,721	59.48	3,447,234	3,772,371	9.43
BANGLADESH	105,050	2,357,084	2,143.77	61,608	995,462	1,515.80
SRI LANKA	2,465,693	6,635,890	169.13	2,430,099	4,708,055	93.74
IRAN (ISLAMIC REPUBLIC OF)	17,280	1,688,719	9,672.68	24,814	1,717,748	6,822.50
SAUDI ARABIA	72,000	48,180	-33.08	101,620	54,726	-46.15
JORDAN	4,034,560	40,085	-99.01	2,733,049	38,593	-98.59
SYRIA ARAB REPUBLIC	69,120	0	-100.00	87,644	0	-100.00
TURKEY	1,252,527	4,089,905	226.53	1,626,643	2,627,307	61.52
UNITED ARAB EMIRATES	15,200	700,330	4,507.43	53,618	703,200	1,211.50
EGYPT	2,050,858	7,043,720	243.45	1,471,875	2,935,772	99.46
TUNISIA	500,000	705,000	41.00	286,000	244,988	-14.34
ALGERIA	0	31,000	-	0	32,519	-
ETHIOPIA	36,260	0	-100.00	27,558	0	-100.00
TANZANIA, UNITED REPUBLIC OF	3,150,010	2,950,000	-6.35	2,067,308	1,367,000	-33.88
MADAGASCAR	37,240	164,390	341.43	13,034	71,690	450.02
MOZAMBIQUE	7,155,044	1,520,000	-78.76	4,547,194	819,540	-81.98
TOGO	126,910	409,240	222.46	105,335	143,080	35.83
CAMEROON	878	0	-100.00	225	0	-100.00

TABEL 5. PERKEMBANGAN EKSPOR INDONESIA MENURUT KOMODITI DAN NEGARA TUJUAN

JENIS BARANG	BERAT BERSIH (KG)		PERUB	NILAI FOB (US \$)		PERUB
	JAN-JUL 2008	JAN-JUL 2009	%	JAN-JUL 2008	JAN-JUL 2009	%
(1)	(2)	(3)	(4)	(5)	(6)	(7)
NIGERIA	1,000,000	4,999,906	399.99	540,000	1,624,969	200.92
COTE D'IVOIRE	6,600,000	0	-100.00	3,950,250	0	-100.00
SENEGAL	72,250	220,000	204.50	46,050	91,300	98.26
MAURITANIA	0	1,000,000	-	0	320,000	-
DJIBOUTI	657,120	562,537	-14.39	493,728	303,696	-38.49
SOUTH AFRICA	3,935,102	6,251,466	58.86	2,740,816	3,316,030	20.99
MALAWI	473,300	1,968,620	315.93	300,709	756,318	151.51
AUSTRALIA	425,021	751,507	76.82	674,841	822,629	21.90
NEW ZEALAND	3,003	7,600	153.08	5,778	6,992	21.01
UNITED STATES	19,276,970	13,037,145	-32.37	29,807,199	13,505,746	-54.69
CANADA	64,800	28,800	-55.56	88,441	26,179	-70.40
MEXICO	374,969	534,620	42.58	495,555	581,358	17.31
GUATEMALA	0	1,520	-	0	1,550	-
VENEZUELA	14,400	0	-100.00	22,680	0	-100.00
ARGENTINA	401,895	774,836	92.80	575,008	648,196	12.73
BRAZIL	5,530,980	3,038,686	-45.06	7,873,479	2,909,340	-63.05
COLOMBIA	56,580	152,030	168.70	101,744	152,164	49.56
URUGUAY	14,400	14,400	0.00	23,573	13,997	-40.62
ECUADOR	14,400	30,400	111.11	21,600	27,512	27.37
JAMAICA	2,761	2,905	5.22	4,449	3,106	-30.19
COSTA RICA	84,800	0	-100.00	61,904	0	-100.00
UNITED KINGDOM	384,655	129,600	-66.31	605,803	133,888	-77.90
NETHERLANDS	35,652,191	37,151,048	4.20	48,793,386	26,926,575	-44.82
FRANCE	180,940	40,410	-77.67	457,158	79,325	-82.65
GERMANY, FED. REP. OF	1,944,574	1,618,324	-16.78	3,619,125	2,140,495	-40.86
BELGIUM	95,674	35,548	-62.84	127,434	55,107	-56.76
DENMARK	5,000,000	5,739,690	14.79	3,362,600	2,693,336	-19.90
SWEDEN	0	9,999,790	-	0	2,989,937	-
ITALY	6,751,349	33,780,501	400.35	4,735,395	13,868,818	192.88
SPAIN	81,178,406	55,970,468	-31.05	52,160,929	21,367,738	-59.03
GREECE	35,839	45,343	26.52	52,675	51,499	-2.23
ROMANIA	6,903	0	-100.00	11,788	0	-100.00
BULGARIA	14,935	19,800	32.57	20,534	25,086	22.17
UKRAINE	0	1,564,199	-	0	594,731	-
RUSSIA FEDERATION	0	32,000	-	0	34,826	-
-ALAT LISTRIK	327,115,120	247,796,879	-24.25	2,984,098,834	2,407,984,557	-19.31
JAPAN	39,898,308	22,013,246	-44.83	548,513,603	335,759,644	-38.79
HONG KONG	6,773,294	4,844,484	-28.48	114,949,303	84,752,209	-26.27
KOREA, DEMOCRATIC PEOPLE'S RI	458	0	-100.00	14,764	0	-100.00
KOREA, REPUBLIC OF	2,973,743	2,094,829	-29.56	41,797,495	39,961,929	-4.39
TAIWAN	2,769,458	1,171,228	-57.71	35,549,194	23,273,675	-34.53
CHINA	5,868,352	3,329,239	-43.27	79,948,169	54,983,485	-31.23
MONGOLIA	5,342	0	-100.00	31,925	0	-100.00
MACAU	19,235	0	-100.00	150,700	0	-100.00
PAPUA NEW GUINEA	3,569,810	3,453,909	-3.25	7,193,096	6,433,028	-10.57
THAILAND	18,964,910	10,139,120	-46.54	116,072,323	71,025,657	-38.81
SINGAPORE	29,917,829	18,976,820	-36.57	834,312,627	600,642,314	-28.01
PHILIPPINES	10,398,608	12,337,795	18.65	59,291,447	79,058,772	33.34
MALAYSIA	17,759,130	16,515,941	-7.00	107,720,618	100,801,179	-6.42
MYANMAR (FORM. BURMA)	274,183	466,998	70.32	1,675,743	1,174,803	-29.89
CAMBODIA	123,515	22,771	-81.56	485,893	92,431	-80.98
BRUNEI DARUSSALAM	312,031	636,517	103.99	1,972,184	5,700,861	189.06
LAO PEOPLE'S DEMOCRATIC REPU	0	5,328	-	0	107,361	-
NEPAL	10,473	14	-99.87	51,300	745	-98.55
VIET NAM	13,103,054	8,556,303	-34.70	60,122,128	44,567,139	-25.87
MALDIVES	113,231	63,203	-44.18	245,812	213,674	-13.07
INDIA	13,393,692	12,911,170	-3.60	39,413,840	40,830,118	3.59
PAKISTAN	1,176,224	869,076	-26.11	5,514,059	2,671,764	-51.55
BANGLADESH	125,259	133,543	6.61	579,266	629,168	8.61
SRI LANKA	779,159	1,019,015	30.78	2,894,054	2,897,897	0.13
AFGHANISTAN	156,615	169,268	8.08	553,495	401,282	-27.50
IRAQ	7,508	37,343	397.38	15,785	78,515	397.40
IRAN (ISLAMIC REPUBLIC OF)	623,927	1,489,133	138.67	2,176,326	18,156,956	734.29
SAUDI ARABIA	6,360,892	4,807,542	-24.42	22,101,027	13,237,107	-40.11
ISRAEL	115,552	88,161	-23.70	614,462	429,476	-30.11
KUWAIT	1,227,289	534,632	-56.44	5,735,824	1,629,118	-71.60
JORDAN	406,983	243,064	-40.28	1,177,452	669,251	-43.16
LEBANON	748,360	1,068,892	42.83	2,809,538	2,686,047	-4.40
PALESTINA	126,160	0	-100.00	534,869	0	-100.00
YEMEN	1,034,170	1,640,025	58.58	3,709,981	4,401,270	18.63
OMAN	1,042,231	535,173	-48.65	5,263,042	1,593,709	-69.72
SYRIA ARAB REPUBLIC	98,612	53,426	-45.82	321,180	163,227	-49.18
TURKEY	2,332,966	1,393,291	-40.28	8,891,129	2,559,722	-71.21
UNITED ARAB EMIRATES	26,898,463	13,153,292	-51.10	134,359,375	52,931,667	-60.60

TABEL 5. PERKEMBANGAN EKSPOR INDONESIA MENURUT KOMODITI DAN NEGARA TUJUAN

JENIS BARANG	BERAT BERSIH (KG)		PERUB	NILAI FOB (US \$)		PERUB
	JAN-JUL 2008	JAN-JUL 2009	%	JAN-JUL 2008	JAN-JUL 2009	%
(1)	(2)	(3)	(4)	(5)	(6)	(7)
QATAR	2,072,752	888,935	-57.11	11,287,866	2,899,179	-74.32
BAHRAIN	730,440	206,237	-71.77	6,864,278	441,077	-93.57
CYPRUS	172,751	119,963	-30.56	605,612	251,138	-58.53
EGYPT	3,014,198	1,946,340	-35.43	7,983,209	7,232,734	-9.40
LIBYAN ARAB JAMAHIRIYA	200,819	350,049	74.31	879,325	844,734	-3.93
MOROCCO	477,349	332,775	-30.29	1,839,977	1,158,970	-37.01
TUNISIA	245,540	184,108	-25.02	1,753,113	945,054	-46.09
ALGERIA	638,976	943,940	47.73	1,914,085	5,276,279	175.66
SUDAN	7,091,753	6,474,720	-8.70	20,439,623	13,137,660	-35.72
ERITREA	359,776	168,963	-53.04	653,734	300,515	-54.03
NAMIBIA	9,494	0	-100.00	22,153	0	-100.00
ETHIOPIA	138,711	1,655,437	1,093.44	586,861	4,733,989	706.66
TANZANIA, UNITED REPUBLIC OF	300,111	624,965	108.24	1,376,595	1,441,367	4.71
MADAGASCAR	64,857	964	-98.51	239,968	5,511	-97.70
SOMALIA	0	15,357	-	0	36,496	-
KENYA	891,409	848,828	-4.78	3,463,221	4,107,213	18.60
MOZAMBIQUE	406,433	217,961	-46.37	1,201,551	432,718	-63.99
BOTSWANA	0	84	-	0	357	-
EQUATORIAL GUINEA	72,315	166,805	130.66	138,804	309,756	123.16
TOGO	140,496	153,898	9.54	585,048	868,944	48.53
GHANA	1,416,194	519,393	-63.32	5,518,403	1,063,139	-80.73
LIBERIA	21,793	38,546	76.87	71,429	89,390	25.15
GUINEA	124,081	130,526	5.19	213,550	337,136	57.87
ANGOLA	145,491	144,796	-0.48	577,966	386,345	-33.15
CONGO	430	21,795	4,968.60	2,464	50,633	1,954.91
CAMEROON	281,996	240,311	-14.78	756,474	471,674	-37.65
NIGERIA	1,864,250	1,388,174	-25.54	10,855,549	3,777,606	-65.20
SIERRA LEONE	0	32,144	-	0	70,920	-
GABON	116,718	8,627	-92.61	480,738	32,124	-93.32
COTE D'IVOIRE	18,092	105,150	481.20	75,710	928,907	1,126.93
SENEGAL	118,778	122,420	3.07	372,697	233,144	-37.44
MAURITANIA	20,506	9,247	-54.91	79,420	17,100	-78.47
MALI	4,011	34	-99.15	60,199	169	-99.72
BENIN	354,992	304,601	-14.19	1,161,471	615,190	-47.03
BURKINA FASO	18	3,756	20,766.67	487	7,660	1,472.90
GAMBIA	16,499	1,442	-91.26	12,625	5,028	-60.17
SEYCHELLES	8,673	0	-100.00	36,740	0	-100.00
UGANDA	113,397	114,329	0.82	355,209	421,601	18.69
CENTRAL AFRICAN REPUBLIC	30,862	0	-100.00	71,279	0	-100.00
NIGER	0	4,359	-	0	9,363	-
CHAD	0	82	-	0	365	-
DJIBOUTI	290,786	636,289	118.82	991,625	1,523,461	53.63
SAO TOME AND PRINCIPE	0	704	-	0	250	-
SWAZILAND	143	0	-100.00	15,469	0	-100.00
SOUTH AFRICA	1,624,965	1,339,226	-17.58	5,997,661	4,401,770	-26.61
ZIMBABWE	5,814	0	-100.00	17,756	0	-100.00
ZAMBIA	44,417	25	-99.94	121,284	123	-99.90
BURUNDI	0	46,775	-	0	106,277	-
MAURITIUS	45,996	46,977	2.13	182,002	138,856	-23.71
RWANDA	2,203	0	-100.00	15,407	0	-100.00
VIRGIN ISLANDS (BRITISH)	236	321	36.02	3,092	2,997	-3.07
AUSTRALIA	8,841,592	6,092,933	-31.09	69,425,232	46,150,825	-33.52
NEW ZEALAND	1,208,518	2,757,511	128.17	6,973,633	16,478,729	136.30
NEW CALEDONIA	278,722	5,151	-98.15	4,136,087	22,255	-99.46
VANUATU	114,378	60,371	-47.22	246,589	130,730	-46.98
AMERICAN SAMOA	14,370	0	-100.00	42,775	0	-100.00
COOK ISLANDS	2,819	0	-100.00	1,752	0	-100.00
FIJI	259,864	214,572	-17.43	682,383	538,506	-21.08
KIRIBATI	0	146	-	0	5,690	-
SAMOA	597,251	166,950	-72.05	4,748,367	795,100	-83.26
SOLOMON ISLANDS	266,469	230,314	-13.57	548,198	592,310	8.05
TONGA	18,889	52,989	180.53	54,169	123,326	127.67
EAST TIMOR	498,025	1,381,752	177.45	796,244	2,528,920	217.61
UNITED STATES	24,526,610	22,427,144	-8.56	237,580,420	282,545,658	18.93
CANADA	1,599,878	965,677	-39.64	7,771,627	6,325,341	-18.61
MEXICO	2,440,585	3,605,683	47.74	12,502,097	28,768,685	130.11
GUATEMALA	766,523	411,845	-46.27	1,788,331	475,762	-73.40
NICARAGUA	36,137	86,211	138.57	157,468	290,698	84.61
PANAMA	155,277	77,882	-49.84	883,249	325,574	-63.14
CUBA	375	0	-100.00	34,098	0	-100.00
SURINAME	106,935	39,384	-63.17	453,991	108,713	-76.05
CHILE	2,025,195	1,233,121	-39.11	7,638,087	3,049,815	-60.07
VENEZUELA	449,652	512,025	13.87	2,678,894	4,911,421	83.34
ARGENTINA	620,105	972,018	56.75	3,044,473	4,080,732	34.04
BRAZIL	4,693,459	2,723,694	-41.97	23,552,527	13,057,443	-44.56

TABEL 5. PERKEMBANGAN EKSPOR INDONESIA MENURUT KOMODITI DAN NEGARA TUJUAN

JENIS BARANG	BERAT BERSIH (KG)		PERUB	NILAI FOB (US \$)		PERUB
	JAN-JUL 2008	JAN-JUL 2009	%	JAN-JUL 2008	JAN-JUL 2009	%
(1)	(2)	(3)	(4)	(5)	(6)	(7)
COLOMBIA	685,064	609,521	-11.03	2,596,702	1,536,389	-40.83
BOLIVIA	51,553	323,484	527.48	192,476	686,679	256.76
URUGUAY	8,398	9,994	19.00	33,797	43,246	27.96
PARAGUAY	65,703	65,390	-0.48	245,550	135,733	-44.72
ECUADOR	619,773	365,711	-40.99	1,381,316	910,707	-34.07
PERU	290,851	185,546	-36.21	1,396,021	1,079,085	-22.70
TRINIDAD AND TOBAGO	574,582	138,039	-75.98	3,950,706	271,030	-93.14
JAMAICA	18,519	52,295	182.39	87,202	135,954	55.91
BELIZE	0	111	-	0	1,064	-
DOMINICAN REPUBLIC	175,375	104,208	-40.58	723,545	276,766	-61.75
EL SALVADOR	133,808	0	-100.00	902,085	0	-100.00
COSTA RICA	7,057	40,476	473.56	50,796	182,927	260.12
HAITI	165,353	18,277	-88.95	444,913	46,035	-89.65
ARUBA	18,859	2,155	-88.57	52,828	9,900	-81.26
FRENCH POLYNESIA	18,653	5,947	-68.12	147,655	32,233	-78.17
GRENADA	0	15,754	-	0	31,371	-
NETHERLANDS ANTILLES	4,505	28,296	528.10	20,551	76,086	270.23
SAINT LUCIA	0	59,591	-	0	131,481	-
SAN MARINO	4,833	9,666	100.00	66,564	123,600	85.69
UNITED KINGDOM	12,304,458	13,893,461	12.91	42,292,222	40,809,865	-3.51
NETHERLANDS	3,511,579	3,116,389	-11.25	19,385,281	28,847,567	48.81
FRANCE	2,533,099	2,814,344	11.10	69,843,635	104,829,625	50.09
GERMANY, FED. REP. OF	2,841,918	2,215,019	-22.06	32,896,859	34,296,561	4.25
AUSTRIA	99,654	26,125	-73.78	1,875,736	1,014,627	-45.91
BELGIUM	2,906,518	1,289,800	-55.62	8,430,689	5,412,166	-35.80
SWITZERLAND	152,704	236,560	54.91	2,336,637	1,968,439	-15.76
LUXEMBOURG	424	0	-100.00	31,192	0	-100.00
DENMARK	21,351	139,073	551.37	550,355	10,196,899	1,752.79
NORWAY	19,105	31,402	64.37	188,899	163,169	-13.62
SWEDEN	358,825	315,540	-12.06	2,756,963	10,247,257	271.69
FINLAND	19,908	4,094	-79.44	362,637	131,379	-63.77
IRELAND	6	20,131	335,416.67	65	85,389	131,267.69
ITALY	3,440,742	2,088,131	-39.31	10,841,185	10,364,063	-4.40
SPAIN	8,003,390	4,604,086	-42.47	27,062,171	17,296,627	-36.09
PORTUGAL	457,106	365,640	-20.01	850,076	1,911,252	124.83
MONTSERRAT	0	183	-	0	837	-
GREECE	1,894,893	2,290,713	20.89	5,858,579	5,363,571	-8.45
DEMOCRATIC REPUBLIC OF THE C	217,405	35,909	-83.48	791,470	79,030	-90.01
HUNGARY	596,718	34,240	-94.26	2,856,920	895,450	-68.66
POLAND	325,362	861,581	164.81	6,416,483	28,931,588	350.89
ROMANIA	89,500	43,451	-51.45	571,499	507,676	-11.17
BULGARIA	58	18,667	32,084.48	2,996	32,928	999.07
YUGOSLAVIA	1	0	-100.00	2	0	-100.00
ALBANIA	2,392	11,940	399.16	10,948	45,842	318.72
AZERBAIJAN	0	232	-	0	34,084	-
BELARUS	76,584	16	-99.98	235,008	31	-99.99
KAZAKHSTAN	123,841	288	-99.77	380,669	10,660	-97.20
UKRAINE	164,704	72,940	-55.71	572,057	247,192	-56.79
UZBEKISTAN	10,214	0	-100.00	34,406	0	-100.00
LITHUANIA	23,487	1	-100.00	94,454	40	-99.96
LATVIA	0	161	-	0	4,141	-
ESTONIA	1,254	0	-100.00	22,523	0	-100.00
GEORGIA	82,851	0	-100.00	229,371	0	-100.00
CROATIA	6,017	0	-100.00	91,846	0	-100.00
MALTA	52,426	0	-100.00	216,684	0	-100.00
SLOVAKIA	79,640	411,829	417.11	665,548	10,160,102	1,426.58
SLOVENIA	9	0	-100.00	14	0	-100.00
CZECH REPUBLIC	619,217	979,863	58.24	8,011,132	20,608,523	157.25
RUSSIA FEDERATION	504,699	489,067	-3.10	2,653,468	2,841,339	7.08
-DIODE TRANSISTOR	501,073	588,848	17.52	88,725,483	59,450,368	-33.00
JAPAN	78,356	76,472	-2.40	40,801,563	23,938,944	-41.33
HONG KONG	43,192	41,340	-4.29	19,864,886	15,483,959	-22.05
KOREA, REPUBLIC OF	2,740	6,137	123.98	282,277	1,805,438	539.60
TAIWAN	7,036	3,883	-44.81	1,212,199	1,047,617	-13.58
CHINA	12,650	5,137	-59.39	3,798,719	2,094,344	-44.87
THAILAND	2,103	3,673	74.66	49,318	18,492	-62.50
SINGAPORE	332,534	288,163	-13.34	16,317,138	8,431,284	-48.33
PHILIPPINES	1,029	6,551	536.64	16,606	1,042,181	6,175.93
MALAYSIA	5,834	55,957	859.15	609,080	945,478	55.23
VIET NAM	4	256	6,300.00	32	2,806	8,668.75
INDIA	137	9	-93.43	370,318	634	-99.83
PAKISTAN	51	2,021	3,862.75	187	7,473	3,896.26
BANGLADESH	0	76	-	0	168	-
SRI LANKA	0	154	-	0	1,529	-

TABEL 5. PERKEMBANGAN EKSPOR INDONESIA MENURUT KOMODITI DAN NEGARA TUJUAN

JENIS BARANG	BERAT BERSIH (KG)		PERUB	NILAI FOB (US \$)		PERUB
	JAN-JUL 2008	JAN-JUL 2009	%	JAN-JUL 2008	JAN-JUL 2009	%
(1)	(2)	(3)	(4)	(5)	(6)	(7)
IRAN (ISLAMIC REPUBLIC OF)	0	87,572	-	0	1,029,847	-
ISRAEL	0	1	-	0	1,279	-
UNITED ARAB EMIRATES	17	16	-5.88	169	542	220.71
AUSTRALIA	0	18	-	0	2,038	-
SOLOMON ISLANDS	0	1	-	0	13	-
EAST TIMOR	0	159	-	0	86	-
UNITED STATES	5,563	1,936	-65.20	1,430,449	700,585	-51.02
CANADA	0	4	-	0	15,900	-
MEXICO	1	4,295	429,400.00	1	1,149,528	114,952,700.00
PANAMA	18	1	-94.44	968	1	-99.90
CUBA	48	0	-100.00	45,528	0	-100.00
CHILE	0	6	-	0	96	-
BRAZIL	3	11	266.67	11	442	3,918.18
PERU	0	5	-	0	53	-
UNITED KINGDOM	4,105	1,513	-63.14	411,773	169,763	-58.77
NETHERLANDS	1	7	600.00	1	210	20,900.00
FRANCE	0	9	-	0	640	-
GERMANY, FED. REP. OF	5,332	3,267	-38.73	3,242,347	1,522,440	-53.05
AUSTRIA	186	0	-100.00	2,603	0	-100.00
BELGIUM	0	2	-	0	18	-
NORWAY	0	1	-	0	724	-
SWEDEN	4	0	-100.00	2,706	0	-100.00
FINLAND	120	17	-85.83	265,985	16,530	-93.79
GREECE	0	2	-	0	27	-
POLAND	0	172	-	0	19,229	-
ROMANIA	4	0	-100.00	186	0	-100.00
KAZAKHSTAN	1	2	100.00	5	27	440.00
UKRAINE	2	0	-100.00	3	0	-100.00
ESTONIA	1	0	-100.00	420	0	-100.00
RUSSIA FEDERATION	1	2	100.00	5	3	-40.00
-AUDIO VISUAL	55,347,366	75,024,477	35.55	1,479,028,715	1,802,327,883	21.86
JAPAN	4,649,107	3,697,448	-20.47	143,791,925	120,537,145	-16.17
HONG KONG	1,874,312	1,412,811	-24.62	137,461,736	90,109,564	-34.45
KOREA, DEMOCRATIC PEOPLE'S RI	0	862	-	0	114,938	-
KOREA, REPUBLIC OF	865,138	1,484,590	71.60	84,248,787	85,462,880	1.44
TAIWAN	157,836	252,802	60.17	2,517,255	3,980,667	58.14
CHINA	1,563,416	1,141,576	-26.98	83,092,866	72,904,533	-12.26
MACAU	0	4,900	-	0	137,073	-
PAPUA NEW GUINEA	77,096	21,375	-72.27	472,632	153,938	-67.43
THAILAND	2,370,732	3,890,462	64.10	17,501,575	32,090,821	83.36
SINGAPORE	7,556,255	6,283,568	-16.84	222,045,179	178,418,096	-19.65
PHILIPPINES	529,121	3,701,195	599.50	3,595,462	33,991,216	845.39
MALAYSIA	3,600,459	3,129,847	-13.07	57,085,368	46,526,525	-18.50
MYANMAR (FORM. BURMA)	69,060	91,523	32.53	171,590	382,431	122.87
CAMBODIA	9,985	20,225	102.55	21,000	136,224	548.69
BRUNEI DARUSSALAM	31,597	31,999	1.27	98,038	66,391	-32.28
NEPAL	3,004	16,443	447.37	13,573	78,479	478.20
VIET NAM	680,352	612,002	-10.05	12,079,018	7,284,288	-39.69
MALDIVES	24	1,961	8,070.83	1,375	2,277	65.60
INDIA	224,936	1,604,401	613.27	6,709,830	19,047,186	183.87
PAKISTAN	174,046	176,516	1.42	756,103	1,094,831	44.80
BANGLADESH	7,895	12,018	52.22	38,546	57,209	48.42
SRI LANKA	21,202	84,140	296.85	146,341	657,538	349.32
IRAQ	50,186	16,331	-67.46	1,497,586	495,132	-66.94
IRAN (ISLAMIC REPUBLIC OF)	631	992,998	157,268.94	3,466	13,193,338	380,550.26
SAUDI ARABIA	861,420	1,458,216	69.28	9,201,634	11,107,491	20.71
ISRAEL	627,436	248,600	-60.38	18,950,470	6,106,761	-67.78
KUWAIT	222,753	150,507	-32.43	5,746,529	2,821,275	-50.90
JORDAN	69,626	150,944	116.79	1,056,590	1,194,533	13.06
LEBANON	17,013	42,525	149.96	479,002	685,101	43.03
YEMEN	216,669	179,222	-17.28	1,003,398	472,176	-52.94
OMAN	121,971	101,047	-17.15	6,128,411	991,125	-83.83
SYRIA ARAB REPUBLIC	282,305	152,548	-45.96	1,180,694	1,000,659	-15.25
TURKEY	117,194	564,562	381.73	4,728,405	12,980,487	174.52
UNITED ARAB EMIRATES	3,041,633	3,754,370	23.43	50,782,557	51,878,986	2.16
QATAR	93,906	123,497	31.51	1,951,343	2,325,095	19.15
BAHRAIN	5,071	24,534	383.81	122,288	479,378	292.01
CYPRUS	67	124	85.07	10,998	22,512	104.69
EGYPT	131,667	99,102	-24.73	3,034,265	1,733,573	-42.87
LIBYAN ARAB JAMAHIRIYA	2,977	28,682	863.45	31,500	605,672	1,822.77
MOROCCO	8,399	395,282	4,606.30	247,891	4,620,005	1,763.72
TUNISIA	2	15,043	752,050.00	127	289,557	227,897.64
ALGERIA	0	12,634	-	0	294,309	-
SUDAN	85,248	17,815	-79.10	875,815	104,404	-88.08

TABEL 5. PERKEMBANGAN EKSPOR INDONESIA MENURUT KOMODITI DAN NEGARA TUJUAN

JENIS BARANG	BERAT BERSIH (KG)		PERUB	NILAI FOB (US \$)		PERUB
	JAN-JUL 2008	JAN-JUL 2009	%	JAN-JUL 2008	JAN-JUL 2009	%
(1)	(2)	(3)	(4)	(5)	(6)	(7)
NAMIBIA	0	49	-	0	9,223	-
ETHIOPIA	44,949	60,837	35.35	108,019	223,774	107.16
TANZANIA, UNITED REPUBLIC OF	679	34,256	4,945.07	334	314,664	94,110.78
KENYA	17,013	102,546	502.75	48,269	1,152,595	2,287.86
MOZAMBIQUE	0	9,500	-	0	44,000	-
EQUATORIAL GUINEA	0	38	-	0	2,509	-
TOGO	0	519	-	0	1,008	-
GHANA	46,594	212,756	356.62	225,167	838,617	272.44
LIBERIA	0	5	-	0	267	-
GUINEA	0	272	-	0	367	-
ANGOLA	30,650	139,714	355.84	83,004	878,513	958.40
CAMEROON	0	3,888	-	0	555,194	-
NIGERIA	916,120	1,365,978	49.10	2,693,562	7,368,713	173.57
GABON	0	593	-	0	734	-
COTE D'IVOIRE	4,260	0	-100.00	75,420	0	-100.00
SENEGAL	650	0	-100.00	61,400	0	-100.00
MAURITANIA	11,655	23,310	100.00	30,350	58,830	93.84
BENIN	12,663	1,532	-87.90	6,198	8,000	29.07
GAMBIA	249	558	124.10	244	545	123.36
UGANDA	17,016	45	-99.74	125,624	679	-99.46
DJIBOUTI	24,087	0	-100.00	62,875	0	-100.00
SAO TOME AND PRINCIPE	712	914	28.37	600	811	35.17
SOUTH AFRICA	152,123	337,724	122.01	3,385,166	5,732,567	69.34
MAURITIUS	4,141	28,789	595.22	101,741	203,276	99.80
VIRGIN ISLANDS (BRITISH)	0	4	-	0	26,908	-
AUSTRALIA	885,462	3,995,297	351.21	28,234,012	82,068,878	190.67
NEW ZEALAND	289,790	352,494	21.64	8,410,336	8,065,469	-4.10
NEW CALEDONIA	1	10,449	1,044,800.00	50	38,850	77,600.00
VANUATU	851	5,192	510.11	6,664	21,941	229.25
AMERICAN SAMOA	25	0	-100.00	229	0	-100.00
FIJI	3,049	1,068	-64.97	40,491	20,184	-50.15
TONGA	537	0	-100.00	2,336	0	-100.00
EAST TIMOR	695,155	624,595	-10.15	596,170	1,567,306	162.90
UNITED STATES	6,877,809	10,106,654	46.95	202,830,335	333,868,024	64.60
CANADA	238,582	774,727	224.72	14,925,072	25,528,692	71.05
MEXICO	738,851	1,159,589	56.94	21,144,481	34,292,907	62.18
GUATEMALA	17,595	2,567	-85.41	129,887	18,103	-86.06
HONDURAS	0	4,373	-	0	72,739	-
PANAMA	225,850	277,126	22.70	5,947,526	5,342,818	-10.17
CUBA	344	0	-100.00	30,400	0	-100.00
CHILE	101,027	108,631	7.53	1,840,912	1,056,223	-42.63
VENEZUELA	4,532	18,177	301.08	296,162	316,449	6.85
ARGENTINA	20,369	202,416	893.75	687,591	2,026,058	194.66
BRAZIL	245,928	1,011,733	311.39	4,410,823	16,781,810	280.47
COLOMBIA	2,543	47,981	1,786.79	346,689	1,029,150	196.85
URUGUAY	1,257	1,785	42.00	61,211	55,207	-9.81
PARAGUAY	8,957	0	-100.00	261,442	0	-100.00
ECUADOR	1,318	15,588	1,082.70	9,961	236,254	2,271.79
PERU	4,467	14,522	225.10	982,485	1,111,453	13.13
JAMAICA	0	299	-	0	3,228	-
PUERTO RICO	2,657	8,009	201.43	536,575	330,769	-38.36
EL SALVADOR	54	42	-22.22	10,082	7,250	-28.09
COSTA RICA	206	85	-58.74	42,877	14,584	-65.99
FRENCH POLYNESIA	74	2,305	3,014.86	10,936	13,276	21.40
UNITED KINGDOM	366,229	1,881,200	413.67	19,498,792	46,692,501	139.46
NETHERLANDS	1,237,918	1,589,981	28.44	64,483,884	78,712,483	22.07
FRANCE	369,310	1,599,015	332.97	5,546,257	37,069,746	568.37
GERMANY, FED. REP. OF	3,055,119	2,668,929	-12.64	38,836,092	71,908,222	85.16
AUSTRIA	3,690	287,207	7,683.39	623,031	5,255,518	743.54
BELGIUM	4,450,016	2,735,509	-38.53	83,482,273	35,658,858	-57.29
SWITZERLAND	6,614	57,512	769.55	850,548	1,372,228	61.33
LUXEMBOURG	2	0	-100.00	9	0	-100.00
GIBRALTAR	132	0	-100.00	21,346	0	-100.00
DENMARK	46,366	78,072	68.38	299,522	1,409,337	370.53
NORWAY	7,446	3,561	-52.18	130,715	6,371	-95.13
SWEDEN	309,808	772,355	149.30	2,119,277	12,759,043	502.05
FINLAND	160,066	79,243	-50.49	2,639,461	860,707	-67.39
IRELAND	24	227	845.83	61	17,814	29,103.28
ITALY	124,686	1,055,429	746.47	4,122,312	29,223,945	608.92
SPAIN	139,843	748,377	435.16	2,967,376	19,783,681	566.71
PORTUGAL	1,141	267,299	23,326.73	192,265	4,692,340	2,340.56
GREECE	1,678	146,000	8,600.83	151,224	2,592,594	1,614.41
DEMOCRATIC REPUBLIC OF THE C	28,147	55,253	96.30	76,080	157,039	106.41
HUNGARY	166,002	438,215	163.98	2,727,747	10,797,079	295.82
POLAND	445,054	1,107,950	148.95	21,470,627	49,085,200	128.62

TABEL 5. PERKEMBANGAN EKSPOR INDONESIA MENURUT KOMODITI DAN NEGARA TUJUAN

JENIS BARANG	BERAT BERSIH (KG)		PERUB	NILAI FOB (US \$)		PERUB
	JAN-JUL 2008	JAN-JUL 2009	%	JAN-JUL 2008	JAN-JUL 2009	%
(1)	(2)	(3)	(4)	(5)	(6)	(7)
ROMANIA	0	93,945	-	0	1,745,201	-
BULGARIA	3,067	40,939	1,234.82	259,236	297,496	14.76
YUGOSLAVIA	0	14,059	-	0	155,870	-
AZERBAIJAN	5,266	40	-99.24	174,452	11,730	-93.28
KAZAKHSTAN	4,225	53,127	1,157.44	868,741	1,154,745	32.92
UKRAINE	21,906	3,207	-85.36	4,567,455	259,756	-94.31
UZBEKISTAN	0	12,800	-	0	149,400	-
LATVIA	0	35,037	-	0	538,158	-
ESTONIA	22,824	0	-100.00	269,060	0	-100.00
GEORGIA	2,926	0	-100.00	19,772	0	-100.00
CROATIA	0	50	-	0	1,091	-
SLOVAKIA	28,107	413,701	1,371.88	1,303,474	13,378,423	926.37
SLOVENIA	10,954	0	-100.00	66,606	0	-100.00
CZECH REPUBLIC	1,229,003	1,104,258	-10.15	26,063,287	28,326,445	8.68
RUSSIA FEDERATION	1,027,199	411,202	-59.97	17,512,857	10,309,627	-41.13
-FOTOGRAFI DAN OPTIK	1,978,321	1,827,066	-7.65	123,983,773	105,968,983	-14.53
JAPAN	96,841	76,049	-21.47	12,757,527	10,070,998	-21.06
HONG KONG	53,417	152,202	184.93	1,841,157	1,837,538	-0.20
KOREA, REPUBLIC OF	4,274	11,287	164.09	95,344	212,878	123.27
TAIWAN	2,544	243	-90.45	87,373	12,029	-86.23
CHINA	55,373	14,241	-74.28	2,958,346	1,040,052	-64.84
PAPUA NEW GUINEA	189	2	-98.94	3,967	48	-98.79
THAILAND	24,402	30,270	24.05	500,207	627,652	25.48
SINGAPORE	745,164	554,642	-25.57	69,313,509	61,430,302	-11.37
PHILIPPINES	27,340	4,112	-84.96	944,154	52,334	-94.46
MALAYSIA	140,406	164,794	17.37	8,190,931	6,430,461	-21.49
MYANMAR (FORM. BURMA)	0	43	-	0	6,500	-
BRUNEI DARUSSALAM	43	10,094	23,374.42	533	20,635	3,771.48
VIET NAM	3,067	6,133	99.97	103,706	117,027	12.84
MALDIVES	0	63	-	0	1,350	-
INDIA	78,868	66,136	-16.14	1,255,100	1,305,651	4.03
PAKISTAN	1,175	1,198	1.96	26,418	28,048	6.17
BANGLADESH	3,225	1,606	-50.20	6,868	1,860	-72.92
SRI LANKA	656	21	-96.80	9,168	4,254	-53.60
IRAN (ISLAMIC REPUBLIC OF)	834	1	-99.88	7,632	30	-99.61
SAUDI ARABIA	554	1,021	84.30	4,246	129,408	2,947.76
ISRAEL	0	715	-	0	25,313	-
KUWAIT	20	35	75.00	256	3,965	1,448.83
JORDAN	1	0	-100.00	18	0	-100.00
LEBANON	32	189	490.63	11,215	32,783	192.31
YEMEN	1	0	-100.00	44	0	-100.00
OMAN	150	0	-100.00	1,200	0	-100.00
SYRIA ARAB REPUBLIC	726	1,145	57.71	3,847	4,980	29.45
TURKEY	1,446	4,608	218.67	75,535	95,586	26.55
UNITED ARAB EMIRATES	6,548	6,271	-4.23	149,943	119,906	-20.03
CYPRUS	14	0	-100.00	1,584	0	-100.00
EGYPT	307	0	-100.00	25,701	0	-100.00
MOROCCO	0	815	-	0	26,017	-
TUNISIA	21	13	-38.10	5,104	3,770	-26.14
ALGERIA	36	24	-33.33	793	437	-44.89
ETHIOPIA	0	84	-	0	550	-
KENYA	64	0	-100.00	1,863	0	-100.00
REUNION	0	6,891	-	0	9,370	-
GHANA	0	280	-	0	9,350	-
CAMEROON	238	0	-100.00	2,038	0	-100.00
NIGERIA	262	258	-1.53	2,860	6,201	116.82
SWAZILAND	0	20	-	0	4,984	-
SOUTH AFRICA	7	4,797	68,428.57	69,245	143,479	107.20
MAURITIUS	372	656	76.34	17,299	12,212	-29.41
AUSTRALIA	1,762	8,088	359.02	46,825	66,463	41.94
NEW ZEALAND	44	364	727.27	576	600	4.17
NEW CALEDONIA	0	400	-	0	585	-
TONGA	151	0	-100.00	120	0	-100.00
EAST TIMOR	14,061	2,393	-82.98	12,571	2,765	-78.00
UNITED STATES	474,566	476,668	0.44	14,528,491	13,201,076	-9.14
CANADA	4,791	933	-80.53	685,395	76,510	-88.84
MEXICO	4,537	4,636	2.18	75,389	21,093	-72.02
PANAMA	392	0	-100.00	10,849	0	-100.00
CHILE	0	1,067	-	0	82,189	-
ARGENTINA	1,711	1,110	-35.13	19,495	23,406	20.06
BRAZIL	7,638	7,308	-4.32	120,110	99,451	-17.20
COLOMBIA	8,674	8,442	-2.67	209,176	448,249	114.29
ECUADOR	3,772	1,193	-68.37	317,041	93,811	-70.41
PUERTO RICO	0	7,340	-	0	8,000	-

TABEL 5. PERKEMBANGAN EKSPOR INDONESIA MENURUT KOMODITI DAN NEGARA TUJUAN

JENIS BARANG	BERAT BERSIH (KG)		PERUB	NILAI FOB (US \$)		PERUB
	JAN-JUL 2008	JAN-JUL 2009	%	JAN-JUL 2008	JAN-JUL 2009	%
(1)	(2)	(3)	(4)	(5)	(6)	(7)
BELIZE	0	893	-	0	1,041	-
DOMINICAN REPUBLIC	2,151	230	-89.31	60,118	23,470	-60.96
COSTA RICA	491	116	-76.37	21,478	5,891	-72.57
ANTIGUA AND BARBUDA	0	840	-	0	1,069	-
UNITED KINGDOM	114,759	70,481	-38.58	2,994,613	1,072,723	-64.18
NETHERLANDS	10,157	6,900	-32.07	787,074	492,612	-37.41
FRANCE	20,195	1,015	-94.97	1,177,182	195,741	-83.37
GERMANY, FED. REP. OF	37,262	59,432	59.50	2,296,754	3,521,056	53.31
AUSTRIA	0	2,653	-	0	17,021	-
BELGIUM	170	165	-2.94	5,157	6,893	33.66
SWITZERLAND	385	4,510	1,071.43	23,617	5,531	-76.58
DENMARK	2,246	2,622	16.74	382,633	448,104	17.11
NORWAY	7,625	8,059	5.69	1,392,896	1,730,699	24.25
SWEDEN	4,093	258	-93.70	7,280	7,286	0.08
FINLAND	0	36	-	0	10,718	-
ITALY	2,528	22,960	808.23	46,539	282,615	507.26
SPAIN	3,694	2,370	-35.84	233,539	98,406	-57.86
PORTUGAL	0	29	-	0	65	-
GREECE	60	14	-76.67	927	221	-76.16
HUNGARY	1	39	3,800.00	5	183	3,560.00
ROMANIA	57	0	-100.00	20	0	-100.00
BULGARIA	317	410	29.34	12,292	11,999	-2.38
YUGOSLAVIA	26	0	-100.00	9,515	0	-100.00
SLOVAKIA	339	322	-5.01	6,171	6,621	7.29
SLOVENIA	762	310	-59.32	11,207	4,228	-62.27
CZECH REPUBLIC	287	1,192	315.33	13,987	29,089	107.97
RUSSIA FEDERATION	0	309	-	0	43,545	-
-ALAT UKUR	459,334	567,266	23.50	8,244,391	16,216,972	96.70
JAPAN	715	1,083	51.47	267,413	69,394	-74.05
HONG KONG	1	3,520	351,900.00	54	48,580	89,862.96
KOREA, REPUBLIC OF	2	155	7,650.00	6	50	733.33
TAIWAN	1,241	215	-82.68	2,994	8,300	177.22
CHINA	1,212	2,479	104.54	66,391	140,216	111.20
THAILAND	699	1,496	114.02	51,346	1,050,353	1,945.64
SINGAPORE	130,521	237,926	82.29	2,655,621	7,207,588	171.41
PHILIPPINES	32	0	-100.00	78	0	-100.00
MALAYSIA	94,225	99,635	5.74	671,551	250,865	-62.64
BRUNEI DARUSSALAM	94,908	9,698	-89.78	1,582,522	102,279	-93.54
VIET NAM	9,288	36,254	290.33	294,746	1,250,411	324.23
INDIA	64,943	1,578	-97.57	805,387	266,098	-66.96
PAKISTAN	190	0	-100.00	18,100	0	-100.00
IRAN (ISLAMIC REPUBLIC OF)	69	0	-100.00	4,290	0	-100.00
SAUDI ARABIA	969	0	-100.00	163,364	0	-100.00
KUWAIT	4,048	567	-85.99	62,391	41,559	-33.39
YEMEN	3,045	0	-100.00	27,750	0	-100.00
OMAN	90	0	-100.00	7,454	0	-100.00
SYRIA ARAB REPUBLIC	176	0	-100.00	28,430	0	-100.00
UNITED ARAB EMIRATES	3,312	19,412	486.11	69,624	830,505	1,092.84
QATAR	44	264	500.00	3,260	7,799	139.23
EGYPT	0	834	-	0	13,402	-
LIBYAN ARAB JAMAHIRIYA	0	829	-	0	7,877	-
SUDAN	1,420	0	-100.00	80,299	0	-100.00
KENYA	59	45	-23.73	2,068	1,300	-37.14
CONGO	0	1,800	-	0	346,876	-
COTE D'IVOIRE	0	38	-	0	196	-
SOUTH AFRICA	0	29	-	0	850	-
AUSTRALIA	19,512	86,697	344.33	600,913	1,186,549	97.46
NEW ZEALAND	305	0	-100.00	21,201	0	-100.00
UNITED STATES	6,936	13,728	97.92	334,837	912,892	172.64
CANADA	49	214	336.73	21,075	205,392	874.58
VENEZUELA	7	0	-100.00	140	0	-100.00
BRAZIL	0	1,000	-	0	4,388	-
UNITED KINGDOM	3,838	1,754	-54.30	138,716	365,010	163.13
NETHERLANDS	56	95	69.64	500	3,000	500.00
FRANCE	1,092	11,193	925.00	93,702	503,766	437.63
GERMANY, FED. REP. OF	7,138	8,042	12.66	55,962	242,459	333.26
AUSTRIA	0	292	-	0	2,216	-
BELGIUM	284	5,589	1,867.96	11,340	42,445	274.29
SWITZERLAND	8,908	1,063	-88.07	100,866	43,284	-57.09
DENMARK	0	48	-	0	51,765	-
SWEDEN	0	870	-	0	1,060	-
ITALY	0	16,690	-	0	453,650	-
KAZAKHSTAN	0	1,717	-	0	533,024	-
RUSSIA FEDERATION	0	417	-	0	21,574	-

TABEL 5. PERKEMBANGAN EKSPOR INDONESIA MENURUT KOMODITI DAN NEGARA TUJUAN

JENIS BARANG	BERAT BERSIH (KG)		PERUB	NILAI FOB (US \$)		PERUB
	JAN-JUL 2008	JAN-JUL 2009	%	JAN-JUL 2008	JAN-JUL 2009	%
(1)	(2)	(3)	(4)	(5)	(6)	(7)
-LONCENG, ARLOJI DAN BAGIANNY	4,973,850	3,658,159	-26.45	90,884,238	67,471,925	-25.76
JAPAN	161,494	112,614	-30.27	3,070,238	2,873,057	-6.42
HONG KONG	328,396	179,344	-45.39	5,077,281	3,275,447	-35.49
KOREA, REPUBLIC OF	27,518	5,473	-80.11	203,792	114,175	-43.97
TAIWAN	620,654	322,167	-48.09	2,699,191	2,011,016	-25.50
CHINA	50,748	25,482	-49.79	840,560	881,686	4.89
MACAU	5,709	13,538	137.13	58,872	256,608	335.87
PAPUA NEW GUINEA	2,676	7,513	180.75	26,738	21,134	-20.96
THAILAND	89,293	104,757	17.32	2,109,292	2,319,833	9.98
SINGAPORE	433,637	450,205	3.82	9,546,626	9,490,137	-0.59
PHILIPPINES	163,370	236,023	44.47	3,960,101	3,767,551	-4.86
MALAYSIA	126,999	127,376	0.30	2,712,022	3,224,113	18.88
MYANMAR (FORM. BURMA)	592	985	66.39	5,295	4,458	-15.81
CAMBODIA	0	1,049	-	0	17,260	-
BRUNEI DARUSSALAM	17	65,541	385,435.29	47	86,867	184,723.40
NEPAL	0	102	-	0	640	-
VIET NAM	219,332	332,287	51.50	3,656,919	3,703,908	1.28
MALDIVES	9,537	7,126	-25.28	62,520	80,000	27.96
INDIA	769,813	242,953	-68.44	6,645,470	2,096,434	-68.45
PAKISTAN	1,802	2,192	21.64	23,610	34,151	44.65
BANGLADESH	0	11,296	-	0	49,137	-
SRI LANKA	11,234	6,451	-42.58	37,644	32,086	-14.76
IRAN (ISLAMIC REPUBLIC OF)	1,275	300	-76.47	1,601	25,661	1,502.81
SAUDI ARABIA	2,931	1,378	-52.99	41,622	11,871	-71.48
ISRAEL	4	2	-50.00	625	14	-97.76
KUWAIT	149	935	527.52	5,566	2,067	-62.86
JORDAN	7,096	3,600	-49.27	68,858	119,060	72.91
LEBANON	1,707	2,174	27.36	36,023	42,208	17.17
YEMEN	282	0	-100.00	335	0	-100.00
OMAN	7,415	55	-99.26	109,108	40	-99.96
TURKEY	1	202	20,100.00	13	3,888	29,807.69
UNITED ARAB EMIRATES	4,620	3,979	-13.87	84,389	91,891	8.89
QATAR	244	1,273	421.72	918	70,644	7,595.42
BAHRAIN	15,030	12,096	-19.52	37,179	188,160	406.09
EGYPT	59	0	-100.00	3,560	0	-100.00
MOROCCO	95,296	87,854	-7.81	920,854	1,102,524	19.73
TUNISIA	219	0	-100.00	5,484	0	-100.00
ALGERIA	0	105	-	0	774	-
SUDAN	6,176	0	-100.00	85,832	0	-100.00
ETHIOPIA	0	1	-	0	36	-
KENYA	0	56	-	0	569	-
MOZAMBIQUE	15,023	10,788	-28.19	132,658	108,962	-17.86
BOTSWANA	0	12	-	0	53	-
EQUATORIAL GUINEA	0	8	-	0	56	-
ANGOLA	32,880	224	-99.32	234,060	30,566	-86.94
CONGO	28	0	-100.00	92	0	-100.00
CAMEROON	43,500	179,229	312.02	417,898	2,323,789	456.07
NIGERIA	4,454	400	-91.02	42,552	3,400	-92.01
GABON	1,370	2,900	111.68	14,330	33,755	135.55
COTE D'IVOIRE	122,419	114,365	-6.58	1,150,994	1,468,197	27.56
SENEGAL	80,739	94,720	17.32	583,682	864,448	48.10
MALI	0	5	-	0	28	-
BENIN	0	10	-	0	169	-
SOUTH AFRICA	25,914	54,742	111.24	255,996	496,339	93.89
ZAMBIA	653	11	-98.32	11,725	53	-99.55
MALAWI	200	0	-100.00	3,278	0	-100.00
AUSTRALIA	105,893	80,347	-24.12	1,802,844	1,720,630	-4.56
NEW ZEALAND	8,003	1,913	-76.10	190,082	43,706	-77.01
FIJI	3,190	3,189	-0.03	28,694	24,508	-14.59
KIRIBATI	0	10	-	0	421	-
EAST TIMOR	1,677	2,651	58.08	1,188	11,454	864.14
UNITED STATES	192,462	273,259	41.98	4,595,827	9,291,032	102.16
CANADA	4,253	2,641	-37.90	162,992	358,390	119.88
MEXICO	10,223	181	-98.23	185,016	268	-99.86
HONDURAS	5	0	-100.00	2,594	0	-100.00
CUBA	788	0	-100.00	45,808	0	-100.00
SURINAME	550	0	-100.00	4,400	0	-100.00
CHILE	16,834	36,017	113.95	263,478	516,314	95.96
VENEZUELA	7	5	-28.57	31	101	225.81
ARGENTINA	5,919	2,283	-61.43	163,880	26,239	-83.99
BRAZIL	10,455	3,618	-65.39	1,120,293	367,297	-67.21
COLOMBIA	4,596	4	-99.91	117,482	31	-99.97
BOLIVIA	100	2,469	2,369.00	412	69,289	16,717.72
URUGUAY	2	0	-100.00	10	0	-100.00

TABEL 5. PERKEMBANGAN EKSPOR INDONESIA MENURUT KOMODITI DAN NEGARA TUJUAN

JENIS BARANG	BERAT BERSIH (KG)		PERUB	NILAI FOB (US \$)		PERUB
	JAN-JUL 2008	JAN-JUL 2009	%	JAN-JUL 2008	JAN-JUL 2009	%
	(1)	(2)	(3)	(4)	(5)	(6)
UNITED KINGDOM	34,063	94,123	176.32	1,102,827	3,876,881	251.54
NETHERLANDS	1,255	5,105	306.77	87,225	140,318	60.87
FRANCE	854,325	196,218	-77.03	27,970,269	4,892,272	-82.51
GERMANY, FED. REP. OF	71,368	66,207	-7.23	2,822,635	1,564,892	-44.56
AUSTRIA	275	1,304	374.18	19,652	196,438	899.58
BELGIUM	138	330	139.13	2,941	24,460	731.69
SWITZERLAND	8,363	97	-98.84	58,422	12,037	-79.40
DENMARK	83	106	27.71	4,417	5,719	29.48
NORWAY	303	0	-100.00	3,067	0	-100.00
SWEDEN	2,326	181	-92.22	78,745	58,185	-26.11
FINLAND	0	43	-	0	5,000	-
IRELAND	8,083	3,197	-60.45	1,114,978	1,207,189	8.27
ITALY	1,926	732	-61.99	32,272	20,621	-36.10
SPAIN	5,008	3,944	-21.25	137,044	184,055	34.30
PORTUGAL	90,012	27,557	-69.39	2,891,276	800,328	-72.32
GREECE	146	460	215.07	784	20,711	2,541.71
HUNGARY	4,571	3,105	-32.07	316,701	190,114	-39.97
POLAND	18	620	3,344.44	502	3,264	550.20
ROMANIA	234	235	0.43	6,846	6,747	-1.45
MOLDOVA, REPUBLIC OF	1,520	47	-96.91	26,310	1,793	-93.19
LATVIA	0	2,227	-	0	99,464	-
ESTONIA	1	0	-100.00	6	0	-100.00
GEORGIA	22,669	0	-100.00	226,939	0	-100.00
BOSNIA AND HERZEGOVINA	1,370	0	-100.00	15,027	0	-100.00
SLOVAKIA	626	0	-100.00	90,131	0	-100.00
CZECH REPUBLIC	7,703	17,121	122.26	204,689	388,825	89.96
RUSSIA FEDERATION	2	715	35,650.00	52	14,012	26,846.15
-COKLAT OLAHAN	83,557,335	54,226,416	-35.10	243,715,504	177,395,188	-27.21
JAPAN	436,531	721,037	65.17	1,639,880	3,482,504	112.36
HONG KONG	85,377	144,232	68.94	257,708	574,247	122.83
KOREA, DEMOCRATIC PEOPLE'S RI	0	2,048	-	0	4,750	-
KOREA, REPUBLIC OF	405,644	391,926	-3.38	864,463	862,175	-0.26
TAIWAN	100,634	141,372	40.48	216,587	290,381	34.07
CHINA	3,475,866	2,347,806	-32.45	2,714,181	3,601,870	32.71
MONGOLIA	13,999	14,000	0.01	18,650	30,800	65.15
PAPUA NEW GUINEA	4,000	4,316	7.90	6,360	10,611	66.84
THAILAND	1,380,587	1,661,528	20.35	2,781,553	3,757,392	35.08
SINGAPORE	896,697	590,590	-34.14	1,659,543	1,452,646	-12.47
PHILIPPINES	4,722,045	5,422,647	14.84	4,614,280	7,362,360	59.56
MALAYSIA	5,912,402	2,301,822	-61.07	6,543,152	3,937,938	-39.82
MYANMAR (FORM. BURMA)	5,000	1,475	-70.50	6,390	3,631	-43.18
BRUNEI DARUSSALAM	85,666	102,773	19.97	270,520	209,512	-22.55
VIET NAM	211,423	140,257	-33.66	240,185	226,888	-5.54
MALDIVES	15,413	162,647	955.26	44,331	315,504	611.70
INDIA	839,059	678,551	-19.13	1,222,857	1,313,284	7.39
PAKISTAN	351,043	374,166	6.59	349,901	551,857	57.72
BANGLADESH	42,111	59,437	41.14	109,901	155,105	41.13
SRI LANKA	148,396	44,000	-70.35	120,079	61,560	-48.73
IRAN (ISLAMIC REPUBLIC OF)	338,999	17,000	-94.99	286,525	16,915	-94.10
SAUDI ARABIA	142,088	84,985	-40.19	241,965	217,943	-9.93
ISRAEL	10,536	10,592	0.53	30,239	30,400	0.53
KUWAIT	130,235	146,900	12.80	310,251	371,337	19.69
JORDAN	3,799	16,123	324.40	12,435	8,623	-30.66
LEBANON	0	985	-	0	2,857	-
YEMEN	111,326	323,817	190.87	205,149	541,811	164.11
OMAN	46,977	17,274	-63.23	101,066	41,145	-59.29
SYRIA ARAB REPUBLIC	0	122,999	-	0	248,987	-
TURKEY	409,499	357,665	-12.66	391,236	474,052	21.17
UNITED ARAB EMIRATES	2,022,606	2,306,280	14.03	9,130,254	11,001,697	20.50
QATAR	13,724	1,766	-87.13	27,909	4,070	-85.42
BAHRAIN	67,973	128,092	88.45	170,220	340,563	100.07
EGYPT	305,199	321,800	5.44	962,652	1,686,965	75.24
ALGERIA	14,505	53,336	267.71	29,908	81,071	171.07
SUDAN	140	172	22.86	640	750	17.19
NAMIBIA	3,823	0	-100.00	8,405	0	-100.00
MADAGASCAR	18,738	3,039	-83.78	12,260	4,626	-62.27
KENYA	185,064	260,080	40.54	447,394	665,410	48.73
GHANA	45,630	0	-100.00	70,980	0	-100.00
GUINEA	24,367	0	-100.00	58,800	0	-100.00
ANGOLA	47,731	12,136	-74.57	66,549	25,032	-62.39
CAMEROON	28,613	13,999	-51.07	51,198	24,780	-51.60
NIGERIA	4,693	0	-100.00	2,894	0	-100.00
SIERRA LEONE	2,459	17,000	591.34	7,700	15,160	96.88
MAURITANIA	30,420	29,613	-2.65	48,588	63,613	30.92

TABEL 5. PERKEMBANGAN EKSPOR INDONESIA MENURUT KOMODITI DAN NEGARA TUJUAN

JENIS BARANG	BERAT BERSIH (KG)		PERUB	NILAI FOB (US \$)		PERUB
	JAN-JUL 2008	JAN-JUL 2009	%	JAN-JUL 2008	JAN-JUL 2009	%
(1)	(2)	(3)	(4)	(5)	(6)	(7)
MALI	13,156	13,812	4.99	35,115	27,215	-22.50
BENIN	2,250	22,107	882.53	1,665	52,654	3,062.40
SEYCHELLES	0	719	-	0	2,348	-
UGANDA	0	1,409	-	0	2,776	-
SOUTH AFRICA	1,076,034	1,213,504	12.78	1,612,465	2,244,911	39.22
MAURITIUS	173,580	199,375	14.86	382,483	464,230	21.37
AUSTRALIA	5,317,782	3,102,859	-41.65	24,093,146	14,163,884	-41.21
NEW ZEALAND	834,969	468,365	-43.91	2,584,483	1,694,570	-34.43
NEW CALEDONIA	0	501	-	0	939	-
VANUATU	839	0	-100.00	1,654	0	-100.00
AMERICAN SAMOA	13,971	0	-100.00	19,542	0	-100.00
FIJI	53,000	22,945	-56.71	112,892	61,418	-45.60
KIRIBATI	43	100	132.56	94	325	245.74
SAMOA	7,265	100	-98.62	14,824	350	-97.64
SOLOMON ISLANDS	10,493	7,200	-31.38	21,992	15,150	-31.11
TONGA	24,038	93,552	289.18	52,540	95,498	81.76
EAST TIMOR	23,339	87,386	274.42	50,758	119,680	135.79
UNITED STATES	16,186,394	8,371,071	-48.28	81,686,110	47,430,379	-41.94
CANADA	100,000	0	-100.00	680,000	0	-100.00
MEXICO	1,032,000	190,000	-81.59	1,210,584	330,940	-72.66
CHILE	395,000	99,999	-74.68	308,900	178,150	-42.33
ARGENTINA	269,123	242,997	-9.71	240,748	323,920	34.55
BRAZIL	1,963,856	1,332,375	-32.16	1,080,161	1,296,195	20.00
COLOMBIA	1,100,000	0	-100.00	533,000	0	-100.00
URUGUAY	252,000	85,000	-66.27	150,120	132,688	-11.61
ECUADOR	200,000	0	-100.00	114,600	0	-100.00
GUYANA	0	7,694	-	0	6,571	-
COSTA RICA	20,000	17,000	-15.00	9,000	16,700	85.56
UNITED KINGDOM	309,397	1,001,295	223.63	234,327	3,183,447	1,258.55
NETHERLANDS	4,900,588	3,464,877	-29.30	26,561,976	13,476,115	-49.27
FRANCE	7,090,812	6,857,733	-3.29	41,017,722	33,641,713	-17.98
GERMANY, FED. REP. OF	1,546,176	1,110,104	-28.20	4,564,389	3,347,321	-26.66
BELGIUM	1,470,400	25,504	-98.27	4,121,451	34,456	-99.16
SWITZERLAND	25,403	1,184	-95.34	242,431	51,725	-78.66
DENMARK	0	54,678	-	0	236,052	-
SWEDEN	8,458	0	-100.00	16,080	0	-100.00
ITALY	720	194,807	26,956.53	2,736	1,168,601	42,612.02
SPAIN	11,507,541	4,195,520	-63.54	6,006,604	3,883,075	-35.35
PORTUGAL	1,866	0	-100.00	3,900	0	-100.00
GREECE	52,265	0	-100.00	38,265	0	-100.00
DEMOCRATIC REPUBLIC OF THE C	1,819	17,000	834.58	4,738	21,080	344.91
HUNGARY	60,998	60,600	-0.65	48,087	64,215	33.54
BULGARIA	65,999	68,000	3.03	50,160	47,600	-5.10
ARMENIA	0	3,152	-	0	6,776	-
KAZAKHSTAN	0	16,600	-	0	14,940	-
UKRAINE	33,500	49,800	48.66	21,726	44,320	104.00
UZBEKISTAN	25,000	0	-100.00	21,250	0	-100.00
LITHUANIA	799,975	0	-100.00	791,473	0	-100.00
ESTONIA	1,908,000	917,789	-51.90	3,095,706	1,065,103	-65.59
GEORGIA	1,876	0	-100.00	3,000	0	-100.00
CROATIA	80,999	16,020	-80.22	72,566	13,617	-81.24
SLOVENIA	13,500	0	-100.00	9,720	0	-100.00
RUSSIA FEDERATION	1,441,874	1,039,400	-27.91	5,434,583	4,360,719	-19.76
-GULA TETES	438,617,479	173,766,550	-60.38	29,942,679	20,666,749	-30.98
JAPAN	12,036,712	12,871	-99.89	767,099	761	-99.90
HONG KONG	129,600	0	-100.00	68,580	0	-100.00
KOREA, REPUBLIC OF	53,658,066	49,859,638	-7.08	3,599,432	5,422,404	50.65
TAIWAN	96,760,033	11,400,000	-88.22	5,438,469	1,014,600	-81.34
PAPUA NEW GUINEA	9,989	0	-100.00	18,486	0	-100.00
SINGAPORE	12,469	51,755	315.07	46,317	32,067	-30.77
MALAYSIA	47,964	91,682	91.15	38,471	44,488	15.64
VIET NAM	200,531,592	58,684,928	-70.74	13,727,787	7,595,105	-44.67
UNITED ARAB EMIRATES	10	0	-100.00	13	0	-100.00
KENYA	1,538	14,195	822.95	2,135	67,031	3,039.63
AUSTRALIA	0	2,055	-	0	11,969	-
NEW ZEALAND	0	22,657	-	0	510	-
VANUATU	4,690	7,718	64.56	5,483	8,924	62.76
EAST TIMOR	0	2,497	-	0	168	-
UNITED STATES	428	0	-100.00	1,155	0	-100.00
NETHERLANDS	0	19,010,470	-	0	2,656,476	-
GERMANY, FED. REP. OF	15,000,000	0	-100.00	1,470,000	0	-100.00
SPAIN	60,424,388	34,606,084	-42.73	4,759,252	3,812,246	-19.90
-KERUPUK UDANG	4,939,714	4,060,925	-17.79	7,992,844	6,825,790	-14.60

TABEL 5. PERKEMBANGAN EKSPOR INDONESIA MENURUT KOMODITI DAN NEGARA TUJUAN

JENIS BARANG	BERAT BERSIH (KG)		PERUB	NILAI FOB (US \$)		PERUB
	JAN-JUL 2008	JAN-JUL 2009	%	JAN-JUL 2008	JAN-JUL 2009	%
(1)	(2)	(3)	(4)	(5)	(6)	(7)
JAPAN	107,936	42,325	-60.79	183,028	95,849	-47.63
HONG KONG	97,469	67,025	-31.23	204,363	122,767	-39.93
KOREA, REPUBLIC OF	552,599	421,118	-23.79	822,560	620,331	-24.59
TAIWAN	66,380	26,607	-59.92	16,629	26,803	61.18
CHINA	2,400	0	-100.00	2,880	0	-100.00
SINGAPORE	119,701	86,300	-27.90	189,033	126,109	-33.29
MALAYSIA	274,875	107,555	-60.87	155,571	152,477	-1.99
BRUNEI DARUSSALAM	70	0	-100.00	53	0	-100.00
INDIA	0	10,000	-	0	5,000	-
SAUDI ARABIA	150,786	155,864	3.37	164,430	168,729	2.61
UNITED ARAB EMIRATES	38,705	33,132	-14.40	45,910	40,358	-12.09
NAMIBIA	22,679	0	-100.00	6,853	0	-100.00
AUSTRALIA	168,874	40,605	-75.96	288,226	78,062	-72.92
NEW ZEALAND	876	542	-38.13	4,126	1,977	-52.08
UNITED STATES	155,936	205,059	31.50	372,992	453,019	21.46
CANADA	4,000	20,558	413.95	7,720	37,130	380.96
UNITED KINGDOM	618,655	455,987	-26.29	870,774	665,432	-23.58
NETHERLANDS	2,201,219	2,018,447	-8.30	3,973,936	3,555,425	-10.53
FRANCE	276,273	282,714	2.33	586,352	543,947	-7.23
BELGIUM	56,383	56,596	0.38	64,407	73,496	14.11
SWEDEN	0	229	-	0	530	-
SPAIN	12,600	17,639	39.99	20,590	34,858	69.30
ROMANIA	11,298	0	-100.00	12,411	0	-100.00
BULGARIA	0	12,623	-	0	23,491	-
-BUAH/SAYURAN OLAHAN	301,595,306	240,237,079	-20.34	232,108,417	161,142,271	-30.57
JAPAN	10,983,271	10,100,881	-8.03	10,909,828	9,298,119	-14.77
HONG KONG	602,613	809,819	34.38	809,516	870,396	7.52
KOREA, REPUBLIC OF	3,958,865	3,552,033	-10.28	3,895,061	2,102,956	-46.01
TAIWAN	17,138,206	3,238,545	-81.10	3,150,401	1,504,256	-52.25
CHINA	3,756,657	12,939,267	244.44	1,405,379	2,798,033	99.09
PAPUA NEW GUINEA	0	693	-	0	1,767	-
THAILAND	123,161	33,892	-72.48	225,394	48,956	-78.28
SINGAPORE	34,362,710	33,320,464	-3.03	30,177,766	30,363,152	0.61
PHILIPPINES	198,825	7,112,911	3,477.47	405,441	2,109,874	420.39
MALAYSIA	31,470,813	51,244,512	62.83	5,759,812	8,602,365	49.35
CAMBODIA	495	0	-100.00	980	0	-100.00
BRUNEI DARUSSALAM	184,100	146,295	-20.54	258,617	173,858	-32.77
NEPAL	954	39,322	4,021.80	579	18,257	3,053.20
VIET NAM	5,757,305	629,633	-89.06	5,203,888	438,698	-91.57
MALDIVES	26,965	19,717	-26.88	40,418	34,676	-14.21
INDIA	17,063,435	5,346,807	-68.67	14,112,451	4,334,710	-69.28
PAKISTAN	2,444,785	1,578,639	-35.43	1,146,705	1,028,192	-10.34
BANGLADESH	328	119,400	36,302.44	1,092	74,987	6,766.94
SRI LANKA	36,199	0	-100.00	45,348	0	-100.00
IRAN (ISLAMIC REPUBLIC OF)	324,775	405,273	24.79	394,950	338,467	-14.30
SAUDI ARABIA	1,528,867	1,400,609	-8.39	1,696,708	1,621,594	-4.43
ISRAEL	1,313,550	782,098	-40.46	1,595,001	687,761	-56.88
KUWAIT	27,922	198,210	609.87	33,922	263,678	677.31
JORDAN	284,526	513,283	80.40	547,006	829,838	51.71
LEBANON	210,321	268,081	27.46	821,987	1,010,487	22.93
YEMEN	22,231	41,340	85.96	23,945	41,076	71.54
OMAN	0	16,650	-	0	22,365	-
SYRIA ARAB REPUBLIC	244,453	346,198	41.62	1,124,984	1,052,724	-6.42
TURKEY	564,619	972,379	72.22	732,268	931,922	27.27
UNITED ARAB EMIRATES	1,813,392	1,743,882	-3.83	2,292,703	1,689,483	-26.31
QATAR	89,632	113,644	26.79	151,293	137,957	-8.81
BAHRAIN	158,161	224,747	42.10	221,541	222,854	0.59
CYPRUS	0	48,500	-	0	27,500	-
EGYPT	784,815	669,199	-14.73	792,063	560,587	-29.22
LIBYAN ARAB JAMAHIRIYA	106,920	161,507	51.05	82,002	200,987	145.10
MOROCCO	100,000	295,500	195.50	150,250	256,615	70.79
TUNISIA	52,000	38,500	-25.96	10,000	15,250	52.50
ALGERIA	50,000	100,000	100.00	71,250	60,000	-15.79
SUDAN	37,006	30,482	-17.63	45,809	29,827	-34.89
MADAGASCAR	0	13	-	0	21	-
ANGOLA	37,500	104,000	177.33	57,750	79,680	37.97
NIGERIA	12,500	50,746	305.97	13,750	79,780	480.22
UGANDA	750	1,630	117.33	2,060	1,925	-6.55
SOUTH AFRICA	2,183,282	1,233,495	-43.50	2,052,350	1,019,804	-50.31
MAURITIUS	50,455	80,104	58.76	60,094	68,348	13.74
AUSTRALIA	1,398,466	1,391,994	-0.46	2,051,867	1,723,922	-15.98
NEW ZEALAND	144,723	180,053	24.41	181,802	189,887	4.45
MICRONESIA, FEDERATED STATES	80	0	-100.00	131	0	-100.00
NEW CALEDONIA	15,000	0	-100.00	18,000	0	-100.00

TABEL 5. PERKEMBANGAN EKSPOR INDONESIA MENURUT KOMODITI DAN NEGARA TUJUAN

JENIS BARANG	BERAT BERSIH (KG)		PERUB	NILAI FOB (US \$)		PERUB
	JAN-JUL 2008	JAN-JUL 2009	%	JAN-JUL 2008	JAN-JUL 2009	%
(1)	(2)	(3)	(4)	(5)	(6)	(7)
VANUATU	3,042	0	-100.00	4,996	0	-100.00
AMERICAN SAMOA	2,158	6,473	199.95	8,794	8,010	-8.92
FIJI	4,927	1,466	-70.25	14,026	2,203	-84.29
KIRIBATI	817	0	-100.00	1,760	0	-100.00
SAMOA	2,271	818	-63.98	5,206	1,880	-63.89
SOLOMON ISLANDS	38,406	0	-100.00	40,715	0	-100.00
TONGA	641	3,447	437.75	1,248	3,501	180.53
EAST TIMOR	62,980	39,362	-37.50	37,643	19,993	-46.89
UNITED STATES	51,106,470	38,075,091	-25.50	52,206,152	37,809,210	-27.58
CANADA	339,081	461,637	36.14	962,348	579,939	-39.74
MEXICO	782,161	307,215	-60.72	520,635	189,388	-63.62
PANAMA	49,630	31,672	-36.18	50,372	31,764	-36.94
SURINAME	0	2,064	-	0	2,404	-
CHILE	2,566,762	1,255,890	-51.07	1,981,954	923,881	-53.39
ARGENTINA	10,708,696	2,812,497	-73.74	7,997,212	2,125,714	-73.42
BRAZIL	453,500	1,254,219	176.56	545,802	1,032,040	89.09
BOLIVIA	0	12,500	-	0	10,625	-
URUGUAY	242,809	576,965	137.62	248,103	465,134	87.48
PARAGUAY	112,500	488,000	333.78	132,500	385,930	191.27
PERU	523,859	359,668	-31.34	397,108	203,130	-48.85
JAMAICA	72,500	0	-100.00	75,000	0	-100.00
PUERTO RICO	149,328	218,787	46.51	137,406	228,409	66.23
DOMINICAN REPUBLIC	0	25,000	-	0	20,375	-
COSTA RICA	118,540	51,500	-56.55	136,216	36,623	-73.11
CAPE VERDE	0	50,000	-	0	45,908	-
MARTINIQUE	0	58,298	-	0	88,207	-
GUADELOUPE	0	12,500	-	0	7,250	-
UNITED KINGDOM	3,442,204	1,988,300	-42.24	2,560,501	1,924,085	-24.86
NETHERLANDS	15,728,375	8,221,820	-47.73	8,863,371	4,547,968	-48.69
FRANCE	3,342,693	4,030,615	20.58	2,980,015	3,615,247	21.32
GERMANY, FED. REP. OF	24,445,166	14,827,932	-39.34	15,110,876	9,547,217	-36.82
AUSTRIA	3,466,602	1,044,421	-69.87	2,656,947	785,010	-70.45
BELGIUM	4,207,583	1,149,960	-72.67	3,942,644	1,393,408	-64.66
SWITZERLAND	49,249	176,018	257.40	39,098	646,999	1,554.81
DENMARK	771,661	330,025	-57.23	723,070	346,074	-52.14
NORWAY	608,145	561,550	-7.66	780,174	732,332	-6.13
SWEDEN	1,139,755	345,784	-69.66	887,281	286,775	-67.68
FINLAND	4,152,740	1,730,387	-58.33	3,296,268	1,626,977	-50.64
IRELAND	12,500	0	-100.00	11,875	0	-100.00
ITALY	5,387,444	2,360,842	-56.18	4,677,237	2,025,044	-56.70
SPAIN	19,785,471	11,431,823	-42.22	20,288,967	9,380,098	-53.77
PORTUGAL	406,520	168,750	-58.49	567,964	153,755	-72.93
GREECE	1,818,918	639,379	-64.85	1,333,290	533,195	-60.01
HUNGARY	63,000	202,680	221.71	103,040	162,910	58.10
POLAND	994,877	765,710	-23.03	1,239,782	654,423	-47.21
ROMANIA	680,177	229,164	-66.31	478,119	165,322	-65.42
BULGARIA	26,000	163,000	526.92	5,000	136,280	2,625.60
YUGOSLAVIA	260,094	0	-100.00	155,340	0	-100.00
ALBANIA	0	25,500	-	0	14,063	-
AZERBAIJAN	0	26,000	-	0	23,400	-
BELARUS	92,040	0	-100.00	68,640	0	-100.00
KAZAKHSTAN	25,000	0	-100.00	28,000	0	-100.00
UKRAINE	1,133,909	424,923	-62.53	881,838	327,571	-62.85
LITHUANIA	68,155	32,950	-51.65	70,232	14,500	-79.35
LATVIA	0	78,000	-	0	15,000	-
ESTONIA	183,800	34,872	-81.03	65,561	9,980	-84.78
GEORGIA	139,000	13,000	-90.65	81,250	2,500	-96.92
CROATIA	71,781	84,366	17.53	76,207	52,872	-30.62
BOSNIA AND HERZEGOVINA	44,500	0	-100.00	60,830	0	-100.00
SLOVENIA	249,468	12,500	-94.99	163,060	10,000	-93.87
CZECH REPUBLIC	24,494	66,853	172.94	35,884	60,464	68.50
RUSSIA FEDERATION	1,767,274	1,319,939	-25.31	1,596,698	759,693	-52.42
-MINUMAN OLAHAN	66,008,759	59,204,758	-10.31	44,108,145	34,619,284	-21.51
JAPAN	13,149,265	11,916,281	-9.38	6,608,821	6,513,825	-1.44
HONG KONG	1,963,316	3,248,877	65.48	2,561,601	3,108,672	21.36
KOREA, REPUBLIC OF	35,449	44,585	25.77	53,711	81,545	51.82
TAIWAN	1,389,884	696,259	-49.91	1,189,562	642,925	-45.95
CHINA	247,017	15,180	-93.85	207,299	65,848	-68.24
MONGOLIA	28,165	12,299	-56.33	21,256	13,814	-35.01
PAPUA NEW GUINEA	321,692	582,215	80.99	3,356,475	219,659	-93.46
THAILAND	1,568,626	965,921	-38.42	1,067,916	640,378	-40.03
SINGAPORE	18,557,866	11,103,257	-40.17	8,764,814	5,026,574	-42.65
PHILIPPINES	1,377,000	2,581,357	87.46	869,186	1,570,123	80.64
MALAYSIA	2,922,785	2,935,293	0.43	5,001,852	3,209,520	-35.83

TABEL 5. PERKEMBANGAN EKSPOR INDONESIA MENURUT KOMODITI DAN NEGARA TUJUAN

JENIS BARANG	BERAT BERSIH (KG)		PERUB	NILAI FOB (US \$)		PERUB
	JAN-JUL 2008	JAN-JUL 2009	%	JAN-JUL 2008	JAN-JUL 2009	%
(1)	(2)	(3)	(4)	(5)	(6)	(7)
CAMBODIA	216,090	84,872	-60.72	287,118	62,286	-78.31
BRUNEI DARUSSALAM	1,070,162	1,398,553	30.69	865,754	769,479	-11.12
VIET NAM	1,296,736	1,525,532	17.64	2,506,123	2,037,145	-18.71
MALDIVES	173,673	68,389	-60.62	157,894	73,911	-53.19
INDIA	5,191	257,186	4,854.46	10,867	156,318	1,338.47
PAKISTAN	5,196	24,363	368.88	3,000	8,968	198.93
BANGLADESH	6,570	0	-100.00	3,589	0	-100.00
SRI LANKA	56,400	0	-100.00	49,430	0	-100.00
SAUDI ARABIA	332,853	288,894	-13.21	101,061	73,984	-26.79
JORDAN	22,162	9,302	-58.03	58,567	10,637	-81.84
YEMEN	14,780	0	-100.00	3,695	0	-100.00
OMAN	91,378	0	-100.00	59,813	0	-100.00
UNITED ARAB EMIRATES	5,599,553	6,654,938	18.85	3,967,151	4,920,443	24.03
QATAR	28,208	31,011	9.94	136,253	15,289	-88.78
EGYPT	166,488	29,199	-82.46	79,977	17,303	-78.37
LIBYAN ARAB JAMAHIRIYA	16,735	21,716	29.76	90,448	75,994	-15.98
ALGERIA	0	62,180	-	0	37,800	-
SUDAN	0	17,680	-	0	14,275	-
TANZANIA, UNITED REPUBLIC OF	0	12,000	-	0	1,570	-
MADAGASCAR	0	453	-	0	120	-
KENYA	0	31,980	-	0	18,867	-
MOZAMBIQUE	0	136	-	0	72	-
TOGO	35,864	0	-100.00	27,000	0	-100.00
GHANA	35,328	12,800	-63.77	28,750	12,080	-57.98
GUINEA	0	59,731	-	0	39,194	-
NIGERIA	17,681	0	-100.00	6,672	0	-100.00
SIERRA LEONE	35,339	13,094	-62.95	27,830	14,490	-47.93
COTE D'IVOIRE	5,570	0	-100.00	3,220	0	-100.00
BENIN	68,477	40,663	-40.62	50,550	30,306	-40.05
GAMBIA	1,796	909	-49.39	3,403	2,184	-35.82
SEYCHELLES	0	1,856	-	0	5,486	-
UGANDA	68	0	-100.00	215	0	-100.00
SOUTH AFRICA	35,866	0	-100.00	27,004	0	-100.00
MAURITIUS	110	40,016	36,278.18	709	31,895	4,398.59
AUSTRALIA	4,363,941	2,033,295	-53.41	3,441,184	1,123,101	-67.36
NEW ZEALAND	4,393	4,707	7.15	14,793	13,586	-8.16
MICRONESIA, FEDERATED STATES	33,244	459	-98.62	4,920	666	-86.46
GUAM	9,568	0	-100.00	10,800	0	-100.00
NEW CALEDONIA	0	119	-	0	225	-
NORTHERN MARIANA ISLANDS	0	2,106	-	0	6,123	-
VANUATU	97,480	48,481	-50.27	21,603	12,545	-41.93
AMERICAN SAMOA	83,530	83,872	0.41	37,105	52,206	40.70
FIJI	1,211	6,498	436.58	2,000	3,314	65.70
MARSHALL ISLANDS	17,957	9,564	-46.74	2,085	11,400	446.76
SAMOA	3,041	0	-100.00	4,235	0	-100.00
SOLOMON ISLANDS	338,230	258,868	-23.46	123,294	109,150	-11.47
TONGA	84,738	16,593	-80.42	55,174	16,787	-69.57
EAST TIMOR	8,081,477	11,248,913	39.19	940,735	3,163,804	236.31
UNITED STATES	84,132	479,565	470.01	30,636	191,314	524.47
CANADA	3,065	1,202	-60.78	9,695	1,515	-84.37
SURINAME	0	918	-	0	1,528	-
UNITED KINGDOM	9,564	2,652	-72.27	10,020	857	-91.45
NETHERLANDS	313,557	209,084	-33.32	639,242	375,383	-41.28
GERMANY, FED. REP. OF	1,225	301	-75.43	35,597	634	-98.22
AUSTRIA	0	1,756	-	0	2,537	-
NORWAY	11,520	0	-100.00	11,952	0	-100.00
SWEDEN	1,408,067	0	-100.00	432,966	0	-100.00
IRELAND	225	103	-54.22	130	73	-43.85
PORTUGAL	159,255	0	-100.00	21,393	0	-100.00
MONTSERRAT	0	6,725	-	0	9,557	-
-ROKOK DAN TEMBAKAU OLAHAN	51,309,297	43,869,980	-14.50	253,967,673	271,534,326	6.92
JAPAN	102,969	76,497	-25.71	1,134,668	803,174	-29.22
HONG KONG	7,866	25,636	225.91	46,579	206,475	343.28
KOREA, REPUBLIC OF	1,660	4,815	190.06	13,564	29,183	115.15
TAIWAN	6,641	7,684	15.71	51,216	62,020	21.09
CHINA	29,348	5,850	-80.07	226,264	30,860	-86.36
MACAU	47,000	936	-98.01	211,910	12,641	-94.03
THAILAND	4,912,136	3,676,512	-25.15	20,292,430	19,306,969	-4.86
SINGAPORE	7,054,688	3,486,667	-50.58	59,544,381	34,270,707	-42.45
PHILIPPINES	537,376	480,309	-10.62	3,307,951	4,247,885	28.41
MALAYSIA	6,180,019	7,649,295	23.77	44,094,202	65,723,663	49.05
CAMBODIA	16,156,983	16,142,680	-0.09	66,128,661	82,443,777	24.67
BRUNEI DARUSSALAM	49,428	15,598	-68.44	450,645	122,205	-72.88
LAO PEOPLE'S DEMOCRATIC REPU	169	0	-100.00	1,212	0	-100.00

TABEL 5. PERKEMBANGAN EKSPOR INDONESIA MENURUT KOMODITI DAN NEGARA TUJUAN

JENIS BARANG	BERAT BERSIH (KG)		PERUB	NILAI FOB (US \$)		PERUB
	JAN-JUL 2008	JAN-JUL 2009	%	JAN-JUL 2008	JAN-JUL 2009	%
(1)	(2)	(3)	(4)	(5)	(6)	(7)
VIET NAM	1,176,977	896,102	-23.86	9,054,115	8,398,546	-7.24
INDIA	3,230	8,675	168.58	4,905	83,753	1,607.50
PAKISTAN	715	79,265	10,986.01	3,386	506,306	14,852.92
SRI LANKA	21,707	0	-100.00	299,675	0	-100.00
IRAN (ISLAMIC REPUBLIC OF)	11,034	0	-100.00	119,127	0	-100.00
SAUDI ARABIA	123,904	156,552	26.35	1,443,795	2,210,376	53.09
JORDAN	143,785	72,700	-49.44	568,047	306,876	-45.98
LEBANON	50,905	118,408	132.61	200,940	477,715	137.74
SYRIA ARAB REPUBLIC	742	0	-100.00	5,712	0	-100.00
TURKEY	950,424	672,192	-29.27	3,802,800	2,742,516	-27.88
UNITED ARAB EMIRATES	396,464	135,408	-65.85	1,727,336	756,234	-56.22
QATAR	3,894	3,679	-5.52	36,391	32,560	-10.53
BAHRAIN	946	1,496	58.14	18,852	17,297	-8.25
CYPRUS	2,111	0	-100.00	38,640	0	-100.00
EGYPT	316,096	360,787	14.14	507,660	810,243	59.60
MOROCCO	0	71,280	-	0	220,968	-
TUNISIA	19,805	0	-100.00	41,789	0	-100.00
KENYA	134,318	39,599	-70.52	384,358	232,068	-39.62
NIGERIA	11	99,000	899,900.00	60	569,250	948,650.00
SENEGAL	0	60,023	-	0	93,036	-
SOUTH AFRICA	40,125	385,398	860.49	35,335	1,927,820	5,355.84
MAURITIUS	0	1,054	-	0	16,200	-
AUSTRALIA	489,126	461,362	-5.68	2,060,856	1,365,279	-33.75
VANUATU	0	1,746	-	0	10,937	-
EAST TIMOR	141,258	238,074	68.54	1,752,484	2,928,242	67.09
UNITED STATES	4,358,039	2,977,582	-31.68	12,079,445	10,186,280	-15.67
CANADA	1,395	1,713	22.80	24,997	31,296	25.20
MEXICO	89	0	-100.00	487	0	-100.00
HONDURAS	0	18,000	-	0	135,685	-
NICARAGUA	23,374	18,026	-22.88	101,993	92,885	-8.93
PANAMA	7,175	0	-100.00	24,600	0	-100.00
CHILE	0	2,100	-	0	23,700	-
ARGENTINA	0	617	-	0	6,008	-
BRAZIL	68,667	218,358	218.00	423,233	1,212,033	186.37
COLOMBIA	960	0	-100.00	14,573	0	-100.00
BOLIVIA	5,353	5,178	-3.27	57,575	59,750	3.78
PARAGUAY	318,913	342,920	7.53	2,057,186	2,877,781	39.89
PERU	746	0	-100.00	5,850	0	-100.00
BAHAMAS	0	248	-	0	2,802	-
PUERTO RICO	612,000	558,000	-8.82	814,536	1,030,785	26.55
DOMINICAN REPUBLIC	0	287	-	0	7,569	-
ARUBA	143	143	0.00	605	605	0.00
FRENCH POLYNESIA	249	0	-100.00	1,173	0	-100.00
NETHERLANDS ANTILLES	96	0	-100.00	403	0	-100.00
NORFOLK ISLANDS	118,800	0	-100.00	5,940	0	-100.00
UNITED KINGDOM	54,653	115,608	111.53	155,871	657,714	321.96
NETHERLANDS	367,679	246,327	-33.00	2,940,561	1,578,652	-46.31
FRANCE	335,819	618,109	84.06	270,182	2,981,850	1,003.64
GERMANY, FED. REP. OF	645,197	805,033	24.77	2,704,230	5,020,121	85.64
AUSTRIA	3,180	1,530	-51.89	34,600	25,115	-27.41
BELGIUM	2,247,473	1,355,738	-39.68	7,781,599	8,566,580	10.09
SWITZERLAND	70,326	8,344	-88.14	150,879	27,050	-82.07
DENMARK	277,271	127,476	-54.02	2,082,702	1,300,910	-37.54
NORWAY	59	0	-100.00	2,267	0	-100.00
SWEDEN	54,673	67,795	24.00	434,902	366,948	-15.63
FINLAND	0	33	-	0	545	-
ITALY	795,099	66,648	-91.62	2,221,987	169,543	-92.37
SPAIN	41,697	21,316	-48.88	290,557	304,567	4.82
GREECE	87	0	-100.00	619	0	-100.00
HUNGARY	1,408	39,467	2,703.05	22,939	232,526	913.67
POLAND	22,043	161,098	630.84	43,168	942,531	2,083.40
ROMANIA	1,386	61,048	4,304.62	22,680	361,764	1,495.08
BELARUS	0	40,002	-	0	34,802	-
UKRAINE	53,552	35,340	-34.01	58,371	117,217	100.81
LITHUANIA	140,000	22,058	-84.24	56,000	970,452	1,632.95
CZECH REPUBLIC	2,004	2,297	14.62	23,820	21,810	-8.44
RUSSIA FEDERATION	1,565,832	496,262	-68.31	1,447,197	1,220,669	-15.65
-DAGING TERNAK	2,736,112	2,694,333	-1.53	11,586,674	11,310,521	-2.38
JAPAN	35,302	1,403	-96.03	119,716	27,413	-77.10
HONG KONG	118,926	186,648	56.94	271,276	156,928	-42.15
KOREA, REPUBLIC OF	30,141	8,591	-71.50	196,418	40,250	-79.51
TAIWAN	1,000	5,700	470.00	2,000	3,192	59.60
CHINA	0	84,405	-	0	60,433	-
SINGAPORE	13,570	1,602	-88.19	24,934	5,242	-78.98

TABEL 5. PERKEMBANGAN EKSPOR INDONESIA MENURUT KOMODITI DAN NEGARA TUJUAN

JENIS BARANG	BERAT BERSIH (KG)		PERUB	NILAI FOB (US \$)		PERUB
	JAN-JUL 2008	JAN-JUL 2009	%	JAN-JUL 2008	JAN-JUL 2009	%
(1)	(2)	(3)	(4)	(5)	(6)	(7)
MALAYSIA	33,815	25,225	-25.40	23,651	24,940	5.45
VIET NAM	0	4,800	-	0	4,800	-
AUSTRALIA	20	0	-100.00	28	0	-100.00
MICRONESIA, FEDERATED STATES	0	397	-	0	624	-
EAST TIMOR	0	10,407	-	0	807	-
CANADA	21,648	20,244	-6.49	109,498	114,510	4.58
UNITED KINGDOM	0	6,674	-	0	46,587	-
NETHERLANDS	598,603	17,250	-97.12	2,619,674	70,225	-97.32
FRANCE	333,899	402,851	20.65	1,522,104	2,041,196	34.10
BELGIUM	1,476,472	1,889,824	28.00	6,368,505	8,578,940	34.71
SWITZERLAND	33,352	22,312	-33.10	153,567	104,284	-32.09
SPAIN	31,624	0	-100.00	134,971	0	-100.00
CROATIA	7,740	6,000	-22.48	40,332	30,150	-25.25
-DAGING UNGGAS	80,000	14	-99.98	85,500	1,200	-98.60
VIET NAM	80,000	0	-100.00	85,500	0	-100.00
UNITED STATES	0	14	-	0	1,200	-
-IKAN OLAHAN	114,433,174	114,919,922	0.43	452,961,666	465,871,987	2.85
JAPAN	19,158,025	19,056,796	-0.53	78,764,747	87,855,946	11.54
HONG KONG	1,099,942	922,908	-16.09	6,529,204	5,919,375	-9.34
KOREA, REPUBLIC OF	4,949,425	5,557,695	12.29	10,875,074	8,935,399	-17.84
TAIWAN	2,616,197	1,989,386	-23.96	4,239,022	2,192,402	-48.28
CHINA	807,641	643,677	-20.30	467,108	1,376,617	194.71
THAILAND	3,432,516	4,415,047	28.62	3,543,730	5,354,584	51.10
SINGAPORE	5,178,901	4,297,320	-17.02	9,644,846	8,683,353	-9.97
PHILIPPINES	106,133	165,494	55.93	138,677	160,777	15.94
MALAYSIA	3,898,754	3,152,813	-19.13	7,212,364	4,919,705	-31.79
CAMBODIA	60,011	0	-100.00	18,037	0	-100.00
BRUNEI DARUSSALAM	3,990	0	-100.00	4,800	0	-100.00
VIET NAM	738,143	641,023	-13.16	2,889,771	1,302,459	-54.93
MALDIVES	2,351	785	-66.61	4,944	1,781	-63.98
INDIA	0	7,326	-	0	2,930	-
PAKISTAN	0	47,656	-	0	112,628	-
SRI LANKA	3,279,552	2,870,877	-12.46	2,885,173	2,875,329	-0.34
IRAN (ISLAMIC REPUBLIC OF)	0	418	-	0	1,001	-
SAUDI ARABIA	2,513,048	2,285,708	-9.05	9,889,045	9,120,635	-7.77
ISRAEL	214,817	89,136	-58.51	437,881	299,253	-31.66
KUWAIT	100	102,952	102,852.00	1,330	312,731	23,413.61
JORDAN	784,263	1,199,411	52.93	2,729,736	3,851,531	41.10
LEBANON	52,640	7,803	-85.18	232,709	25,520	-89.03
YEMEN	697,340	1,496,039	114.54	1,919,064	4,474,306	133.15
OMAN	50,000	0	-100.00	48,000	0	-100.00
SYRIA ARAB REPUBLIC	57,000	171,189	200.33	113,733	385,085	238.59
TURKEY	13,808	368	-97.33	57,108	741	-98.70
UNITED ARAB EMIRATES	161,664	70,164	-56.60	454,952	472,828	3.93
QATAR	1,090	1,960	79.82	3,052	5,761	88.76
CYPRUS	7,222	7,313	1.26	19,941	22,168	11.17
EGYPT	0	591,671	-	0	1,827,604	-
LIBYAN ARAB JAMAHIRIYA	1,740,648	1,646,750	-5.39	5,908,813	5,797,440	-1.88
MOROCCO	56,266	95,748	70.17	100,479	150,655	49.94
TUNISIA	90,383	0	-100.00	279,027	0	-100.00
ALGERIA	78,000	120,820	54.90	230,550	268,038	16.26
SUDAN	19,000	0	-100.00	39,786	0	-100.00
NAMIBIA	200,227	0	-100.00	230,553	0	-100.00
TANZANIA, UNITED REPUBLIC OF	33,350	68,944	106.73	33,500	80,920	141.55
MADAGASCAR	62,000	16,153	-73.95	99,600	28,155	-71.73
REUNION	85,982	55,051	-35.97	353,810	284,884	-19.48
MOZAMBIQUE	0	110,850	-	0	140,938	-
BOTSWANA	0	15,500	-	0	20,500	-
EQUATORIAL GUINEA	77,500	123,999	60.00	124,500	212,175	70.42
TOGO	173,190	121,560	-29.81	275,440	249,620	-9.37
GHANA	1,520,880	1,454,780	-4.35	1,811,720	2,231,209	23.15
LIBERIA	119,113	80,408	-32.49	227,585	120,981	-46.84
ANGOLA	345,356	758,659	119.67	524,142	825,258	57.45
CONGO	64,500	152,000	135.66	118,400	326,668	175.90
CAMEROON	388,045	656,864	69.28	628,285	1,126,228	79.25
NIGERIA	220,498	319,459	44.88	400,754	668,424	66.79
SIERRA LEONE	77,500	0	-100.00	114,400	0	-100.00
GABON	152,234	108,177	-28.94	223,941	170,965	-23.66
COTE D'IVOIRE	270,224	192,743	-28.67	484,124	368,986	-23.78
SENEGAL	15,042	0	-100.00	31,130	0	-100.00
MAURITANIA	18,000	0	-100.00	40,320	0	-100.00
BENIN	527,000	18,000	-96.58	577,360	45,360	-92.14
GAMBIA	0	37,800	-	0	75,600	-

TABEL 5. PERKEMBANGAN EKSPOR INDONESIA MENURUT KOMODITI DAN NEGARA TUJUAN

JENIS BARANG	BERAT BERSIH (KG)		PERUB	NILAI FOB (US \$)		PERUB
	JAN-JUL 2008	JAN-JUL 2009	%	JAN-JUL 2008	JAN-JUL 2009	%
(1)	(2)	(3)	(4)	(5)	(6)	(7)
SOUTH AFRICA	335,906	746,259	122.16	635,697	1,369,152	115.38
ZIMBABWE	31,000	46,499	50.00	49,200	81,922	66.51
MALAWI	30,998	123,998	300.02	34,674	163,000	370.09
COMOROS	35,500	18,000	-49.30	95,000	46,080	-51.49
MAURITIUS	105,550	16,278	-84.58	148,250	34,266	-76.89
AUSTRALIA	1,082,584	1,398,167	29.15	4,552,883	8,785,300	92.96
NEW ZEALAND	24,866	44,075	77.25	96,753	107,554	11.16
NEW CALEDONIA	0	1,065	-	0	3,678	-
VANUATU	0	17,799	-	0	19,115	-
BRITISH INDIAN OCEAN TERRITORY	19,000	0	-100.00	40,104	0	-100.00
SAMOA	109,752	251,022	128.72	120,200	270,703	125.21
EAST TIMOR	494,302	772,126	56.21	543,452	965,372	77.64
UNITED STATES	37,261,927	36,127,163	-3.05	222,176,471	213,895,401	-3.73
CANADA	1,049,643	589,772	-43.81	4,912,285	3,004,953	-38.83
MEXICO	432,460	349,676	-19.14	1,376,826	1,168,792	-15.11
PANAMA	11,000	0	-100.00	33,500	0	-100.00
CHILE	0	17,289	-	0	25,425	-
BRAZIL	0	300	-	0	612	-
TRINIDAD AND TOBAGO	0	100,000	-	0	108,696	-
BAHAMAS	0	18,831	-	0	41,171	-
PUERTO RICO	289,610	366,423	26.52	1,567,318	2,255,641	43.92
DOMINICAN REPUBLIC	69,198	76,014	9.85	150,190	151,677	0.99
EL SALVADOR	30,999	0	-100.00	38,200	0	-100.00
DOMINICA	0	14,065	-	0	77,714	-
MARTINIQUE	0	46,967	-	0	167,148	-
NETHERLANDS ANTILLES	7,982	22,880	186.64	33,183	139,620	320.76
UNITED KINGDOM	1,887,534	2,157,608	14.31	9,433,447	11,622,979	23.21
NETHERLANDS	3,438,644	3,522,697	2.44	14,859,957	16,966,784	14.18
FRANCE	940,647	828,372	-11.94	2,311,518	2,390,442	3.41
GERMANY, FED. REP. OF	5,204,540	6,409,849	23.16	14,835,100	19,895,704	34.11
AUSTRIA	16,368	1,540	-90.59	27,020	1,675	-93.80
BELGIUM	2,119,447	2,154,495	1.65	10,213,074	11,220,014	9.86
SWITZERLAND	28	414	1,378.57	64	1,887	2,848.44
DENMARK	56,662	39,298	-30.64	240,399	102,681	-57.29
NORWAY	0	1,067	-	0	2,995	-
SWEDEN	157,322	28,880	-81.64	461,109	238,754	-48.22
FINLAND	20,000	9,020	-54.90	256,000	101,024	-60.54
IRELAND	216,018	18,086	-91.63	1,557,985	38,906	-97.50
ITALY	337,920	485,835	43.77	831,842	1,732,112	108.23
SPAIN	254,701	52,530	-79.38	1,084,600	237,525	-78.10
PORTUGAL	24,622	60,000	143.68	9,410	217,200	2,208.18
GREECE	45,921	43,180	-5.97	180,737	160,760	-11.05
DEMOCRATIC REPUBLIC OF THE CONGO	548,023	1,258,361	129.62	803,364	1,845,150	129.68
HUNGARY	0	2,074	-	0	3,340	-
POLAND	53,779	23,223	-56.82	149,622	105,232	-29.67
BULGARIA	282,484	203,673	-27.90	768,700	653,566	-14.98
ALBANIA	0	30,690	-	0	82,980	-
UKRAINE	90,708	2,128	-97.65	232,598	6,446	-97.23
LITHUANIA	0	8,471	-	0	113,659	-
CROATIA	129,922	97,462	-24.98	389,566	334,885	-14.04
MALTA	0	14,580	-	0	42,165	-
SLOVAKIA	22,499	0	-100.00	11,725	0	-100.00
SLOVENIA	180,944	155,893	-13.84	451,620	436,914	-3.26
CZECH REPUBLIC	0	14,187	-	0	89,711	-
RUSSIA FEDERATION	762,653	184,441	-75.82	1,265,756	658,052	-48.01
-BERAS GILING	288,290	2,074,879	619.72	233,252	1,516,733	550.26
JAPAN	467	0	-100.00	447	0	-100.00
HONG KONG	16,173	207	-98.72	34,210	313	-99.09
KOREA, REPUBLIC OF	0	25	-	0	30	-
TAIWAN	43,200	92,400	113.89	37,368	64,680	73.09
CHINA	0	16	-	0	1	-
SINGAPORE	117,500	170,000	44.68	94,024	113,709	20.94
MALAYSIA	110,220	9,163	-91.69	66,489	2,798	-95.79
SAUDI ARABIA	730	1,278	75.07	714	810	13.45
SYRIA ARAB REPUBLIC	0	230,000	-	0	138,000	-
TURKEY	0	1,100,000	-	0	862,800	-
KENYA	0	45,000	-	0	21,645	-
AUSTRALIA	0	63,005	-	0	47,716	-
NEW ZEALAND	0	163,660	-	0	132,073	-
PUERTO RICO	0	200,000	-	0	132,000	-
ITALY	0	125	-	0	158	-
-KOPI OLAHAN	57,820	121,256	109.71	178,067	241,571	35.66
JAPAN	1	38	3,700.00	2	866	43,200.00

TABEL 5. PERKEMBANGAN EKSPOR INDONESIA MENURUT KOMODITI DAN NEGARA TUJUAN

JENIS BARANG	BERAT BERSIH (KG)		PERUB	NILAI FOB (US \$)		PERUB
	JAN-JUL 2008	JAN-JUL 2009	%	JAN-JUL 2008	JAN-JUL 2009	%
(1)	(2)	(3)	(4)	(5)	(6)	(7)
KOREA, REPUBLIC OF	0	4	-	0	30	-
TAIWAN	18,000	0	-100.00	55,375	0	-100.00
SINGAPORE	9	54,000	599,900.00	80	166,250	207,712.50
PHILIPPINES	0	6	-	0	33	-
MALAYSIA	15,000	2,605	-82.63	43,635	3,882	-91.10
LEBANON	8,310	0	-100.00	22,050	0	-100.00
EAST TIMOR	0	46,555	-	0	4,192	-
UNITED STATES	0	18,048	-	0	66,318	-
BELGIUM	16,500	0	-100.00	56,925	0	-100.00
-TEH OLAHAN	8,336,498	4,722,988	-43.35	20,586,127	13,845,510	-32.74
JAPAN	123,696	109,622	-11.38	266,205	311,312	16.94
HONG KONG	896	3,181	255.02	5,895	7,469	26.70
KOREA, REPUBLIC OF	3,927	522	-86.71	10,519	1,538	-85.38
TAIWAN	386,028	336,880	-12.73	869,412	804,428	-7.47
CHINA	132,141	100,900	-23.64	128,764	100,175	-22.20
MONGOLIA	14,759	12,112	-17.93	83,871	63,885	-23.83
THAILAND	100,678	24,399	-75.77	426,640	52,321	-87.74
SINGAPORE	248,577	300,894	21.05	957,599	1,108,418	15.75
PHILIPPINES	164,241	33,216	-79.78	749,836	250,813	-66.55
MALAYSIA	1,094,924	594,775	-45.68	2,945,251	1,897,573	-35.57
CAMBODIA	4,468	479	-89.28	21,540	2,548	-88.17
BRUNEI DARUSSALAM	5,213	0	-100.00	2,776	0	-100.00
VIET NAM	243,103	130,634	-46.26	1,098,383	628,352	-42.79
INDIA	224,000	71,087	-68.26	187,200	110,000	-41.24
PAKISTAN	663,209	475,911	-28.24	1,159,022	882,783	-23.83
SRI LANKA	120,408	0	-100.00	202,023	0	-100.00
AFGHANISTAN	213,916	12,839	-94.00	313,261	17,910	-94.28
IRAN (ISLAMIC REPUBLIC OF)	100,140	89,340	-10.78	176,777	134,524	-23.90
SAUDI ARABIA	92,502	24,785	-73.21	273,277	147,534	-46.01
YEMEN	50,400	0	-100.00	62,359	0	-100.00
TURKEY	0	10,000	-	0	12,500	-
UNITED ARAB EMIRATES	322,250	59,577	-81.51	384,421	86,388	-77.53
QATAR	0	1,553	-	0	549	-
EGYPT	92,660	30,000	-67.62	141,664	36,100	-74.52
KENYA	1	0	-100.00	2	0	-100.00
AUSTRALIA	1,309,103	1,124,839	-14.08	5,693,279	4,438,518	-22.04
NEW ZEALAND	327,762	353,153	7.75	1,223,267	1,213,938	-0.76
NEW CALEDONIA	0	54	-	0	113	-
SAMOA	857	0	-100.00	6,470	0	-100.00
SOLOMON ISLANDS	2,428	0	-100.00	8,085	0	-100.00
EAST TIMOR	21,699	12,916	-40.48	22,468	17,361	-22.73
UNITED STATES	886,816	13,227	-98.51	1,078,486	40,664	-96.23
CANADA	184,800	438	-99.76	177,691	1,452	-99.18
SURINAME	423	3,240	665.96	1,656	16,884	919.57
CHILE	0	10,000	-	0	13,500	-
BRAZIL	536	815	52.05	7,203	32,330	348.84
PUERTO RICO	540	0	-100.00	913	0	-100.00
UNITED KINGDOM	285,893	306,796	7.31	433,446	546,553	26.09
NETHERLANDS	83,624	40,659	-51.38	136,353	159,911	17.28
GERMANY, FED. REP. OF	165,444	201,611	21.86	196,067	241,156	23.00
AUSTRIA	0	764	-	0	1,475	-
SWITZERLAND	0	36,196	-	0	106,220	-
SWEDEN	671	0	-100.00	443	0	-100.00
POLAND	132,847	125,798	-5.31	446,573	211,314	-52.68
KYRGYZSTAN	24,480	0	-100.00	34,272	0	-100.00
UKRAINE	60,000	0	-100.00	86,940	0	-100.00
RUSSIA FEDERATION	446,438	69,776	-84.37	565,818	147,001	-74.02
-GULA PASIR	385,199	454,668	18.03	351,911	347,999	-1.11
JAPAN	31,746	40,800	28.52	41,228	28,112	-31.81
HONG KONG	9,045	12,460	37.76	17,453	20,630	18.20
KOREA, REPUBLIC OF	0	255	-	0	753	-
TAIWAN	74	303	309.46	82	326	297.56
THAILAND	1,781	0	-100.00	3,656	0	-100.00
SINGAPORE	2,325	55,641	2,293.16	3,161	23,396	640.15
MALAYSIA	169,345	217,723	28.57	37,740	46,303	22.69
SAUDI ARABIA	1,500	5,105	240.33	892	6,800	662.33
JORDAN	1,427	0	-100.00	3,012	0	-100.00
UNITED ARAB EMIRATES	0	529	-	0	1,995	-
AUSTRALIA	17,804	17,077	-4.08	89,296	41,408	-53.63
TONGA	45	0	-100.00	36	0	-100.00
EAST TIMOR	0	1,769	-	0	101	-
UNITED STATES	23,110	26,619	15.18	52,036	99,606	91.42
CANADA	123,478	75,610	-38.77	98,814	75,944	-23.14

TABEL 5. PERKEMBANGAN EKSPOR INDONESIA MENURUT KOMODITI DAN NEGARA TUJUAN

JENIS BARANG	BERAT BERSIH (KG)		PERUB %	NILAI FOB (US \$)		PERUB %
	JAN-JUL 2008	JAN-JUL 2009		JAN-JUL 2008	JAN-JUL 2009	
(1)	(2)	(3)	(4)	(5)	(6)	(7)
NETHERLANDS	3,519	777	-77.92	4,505	2,625	-41.73
-GULA LAINNYA	6,741,874	9,421,714	39.75	4,465,874	6,039,754	35.24
JAPAN	23,405	3,508	-85.01	18,554	4,842	-73.90
HONG KONG	48,689	30,820	-36.70	63,189	27,154	-57.03
KOREA, REPUBLIC OF	59,665	224,280	275.90	46,785	224,740	380.37
TAIWAN	165	0	-100.00	102	0	-100.00
CHINA	1,019,180	1,644	-99.84	576,876	2,137	-99.63
PAPUA NEW GUINEA	17,557	4,727	-73.08	17,449	2,805	-83.92
THAILAND	515,556	34,122	-93.38	284,926	31,739	-88.86
SINGAPORE	862,685	612,422	-29.01	718,367	572,395	-20.32
PHILIPPINES	29	44	51.72	2,534	3,846	51.78
MALAYSIA	256,821	246,182	-4.14	285,258	215,826	-24.34
BRUNEI DARUSSALAM	4,289	0	-100.00	11,549	0	-100.00
VIET NAM	2,065,202	2,498,919	21.00	1,192,402	1,213,766	1.79
MALDIVES	44,037	864	-98.04	14,596	1,853	-87.30
INDIA	9,395	6,581	-29.95	15,268	15,081	-1.22
PAKISTAN	5,420	2,500	-53.87	10,801	1,925	-82.18
BANGLADESH	0	40,600	-	0	18,035	-
IRAN (ISLAMIC REPUBLIC OF)	0	204,000	-	0	75,020	-
SAUDI ARABIA	21,515	5,967	-72.27	16,972	4,780	-71.84
ISRAEL	0	157,243	-	0	98,793	-
JORDAN	0	203	-	0	1,727	-
SYRIA ARAB REPUBLIC	49,517	0	-100.00	28,080	0	-100.00
TURKEY	125,844	55,500	-55.90	69,251	30,038	-56.62
KENYA	0	24,000	-	0	9,840	-
TOGO	0	96,000	-	0	39,920	-
NIGERIA	0	232,000	-	0	94,040	-
BENIN	0	1,958	-	0	675	-
GAMBIA	0	1	-	0	1	-
SEYCHELLES	0	303	-	0	680	-
SOUTH AFRICA	50,933	118,300	132.27	30,216	50,798	68.12
AUSTRALIA	172,113	76,990	-55.27	117,606	60,724	-48.37
NEW ZEALAND	154,456	324,746	110.25	112,203	197,676	76.18
VANUATU	7,239	0	-100.00	11,425	0	-100.00
AMERICAN SAMOA	2,018	0	-100.00	2,716	0	-100.00
COOK ISLANDS	0	3,435	-	0	4,598	-
FIJI	164	0	-100.00	500	0	-100.00
SAMOA	479	0	-100.00	1,540	0	-100.00
TONGA	1,114	0	-100.00	1,099	0	-100.00
EAST TIMOR	0	6,507	-	0	11,773	-
UNITED STATES	590,547	3,344,480	466.34	452,168	2,324,845	414.16
CANADA	25,121	177,680	607.30	13,775	111,619	710.30
GUATEMALA	0	48,000	-	0	21,292	-
SURINAME	204	0	-100.00	800	0	-100.00
BRAZIL	0	18,500	-	0	9,138	-
COLOMBIA	0	150	-	0	2	-
UNITED KINGDOM	51,000	30,750	-39.71	27,904	20,197	-27.62
NETHERLANDS	38,544	429,574	1,014.50	40,562	307,601	658.35
GERMANY, FED. REP. OF	0	39	-	0	156	-
SWITZERLAND	130	0	-100.00	295	0	-100.00
NORWAY	259,000	280,149	8.17	146,603	173,927	18.64
FINLAND	0	207	-	0	1,840	-
ITALY	0	280	-	0	60	-
SPAIN	259,841	16,489	-93.65	133,503	8,700	-93.48
PORTUGAL	0	61,050	-	0	43,150	-
-MAKANAN OLAHAN LAINNYA	210,530,233	198,128,926	-5.89	395,587,481	423,838,342	7.14
JAPAN	5,012,798	3,281,676	-34.53	12,804,336	12,089,255	-5.58
HONG KONG	4,598,394	5,502,203	19.65	24,280,634	32,895,219	35.48
KOREA, DEMOCRATIC PEOPLE'S REP.	0	12,042	-	0	12,711	-
KOREA, REPUBLIC OF	3,674,059	3,174,689	-13.59	5,617,289	5,384,231	-4.15
TAIWAN	12,224,187	10,633,555	-13.01	18,792,365	16,681,341	-11.23
CHINA	2,156,477	2,620,289	21.51	5,115,323	5,954,213	16.40
MONGOLIA	36,732	0	-100.00	53,442	0	-100.00
MACAU	12,387	21,880	76.64	410,118	183,955	-55.15
PAPUA NEW GUINEA	1,323,243	2,382,101	80.02	2,065,013	6,260,868	203.19
THAILAND	7,118,418	7,881,133	10.71	14,803,044	16,899,164	14.16
SINGAPORE	9,070,686	8,188,499	-9.73	52,527,263	60,078,808	14.38
PHILIPPINES	23,042,500	26,094,569	13.25	37,238,075	44,723,245	20.10
MALAYSIA	35,426,884	35,129,340	-0.84	50,883,704	48,001,195	-5.66
MYANMAR (FORM. BURMA)	125,750	80,936	-35.64	227,497	305,107	34.11
CAMBODIA	23,763	177,196	645.68	50,061	981,224	1,860.06
BRUNEI DARUSSALAM	1,956,921	1,911,932	-2.30	3,614,987	3,329,694	-7.89
LAO PEOPLE'S DEMOCRATIC REPUBLIC	39,300	6,000	-84.73	246,730	17,025	-93.10

TABEL 5. PERKEMBANGAN EKSPOR INDONESIA MENURUT KOMODITI DAN NEGARA TUJUAN

JENIS BARANG	BERAT BERSIH (KG)		PERUB	NILAI FOB (US \$)		PERUB
	JAN-JUL 2008	JAN-JUL 2009	%	JAN-JUL 2008	JAN-JUL 2009	%
	(1)	(2)	(3)	(4)	(5)	(6)
NEPAL	47,836	4,300	-91.01	71,762	11,290	-84.27
VIET NAM	7,592,885	6,769,544	-10.84	16,789,307	15,457,520	-7.93
MALDIVES	691,578	552,101	-20.17	1,183,828	934,801	-21.04
INDIA	1,206,279	1,209,139	0.24	1,842,312	1,969,717	6.92
PAKISTAN	785,445	573,428	-26.99	1,861,434	1,770,227	-4.90
BANGLADESH	522,891	554,051	5.96	771,435	1,044,570	35.41
SRI LANKA	211,131	137,550	-34.85	368,208	207,453	-43.66
AFGHANISTAN	62,137	143,967	131.69	146,379	588,492	302.03
IRAQ	0	20,088	-	0	27,551	-
IRAN (ISLAMIC REPUBLIC OF)	13,146	33,098	151.77	39,977	94,251	135.76
SAUDI ARABIA	7,519,721	10,056,820	33.74	15,390,118	27,624,256	79.49
ISRAEL	551,065	793,309	43.96	842,300	1,059,351	25.77
KUWAIT	322,370	380,002	17.88	694,264	902,930	30.06
JORDAN	2,262,414	1,473,894	-34.85	3,983,398	2,824,962	-29.08
LEBANON	169,919	365,736	115.24	408,976	726,942	77.75
YEMEN	340,605	461,560	35.51	410,070	926,143	125.85
OMAN	103,136	112,265	8.85	178,779	261,812	46.44
SYRIA ARAB REPUBLIC	61,341	124,939	103.68	67,460	141,779	110.17
TURKEY	463,717	182,337	-60.68	524,209	174,444	-66.72
UNITED ARAB EMIRATES	3,725,291	3,505,466	-5.90	6,947,581	6,958,277	0.15
QATAR	134,823	265,648	97.03	274,586	456,655	66.31
BAHRAIN	279,774	407,154	45.53	451,520	634,126	40.44
CYPRUS	19,752	17,848	-9.64	31,898	26,982	-15.41
EGYPT	316,042	407,684	29.00	536,872	699,931	30.37
LIBYAN ARAB JAMAHIRIYA	188,907	80,232	-57.53	446,045	277,635	-37.76
MOROCCO	40,424	254,436	529.42	54,598	169,054	209.63
ALGERIA	147,119	105,064	-28.59	144,466	91,759	-36.48
SUDAN	5,175	86	-98.34	14,610	375	-97.43
ERITREA	0	19,083	-	0	79,470	-
NAMIBIA	20,430	5,769	-71.76	32,055	4,808	-85.00
ETHIOPIA	0	5,183	-	0	62,626	-
TANZANIA, UNITED REPUBLIC OF	82,721	18,837	-77.23	68,100	20,714	-69.58
MADAGASCAR	201,815	257,523	27.60	226,268	291,825	28.97
KENYA	265,625	254,157	-4.32	492,209	483,642	-1.74
REUNION	3,491	0	-100.00	8,300	0	-100.00
TOGO	5,520	16,836	205.00	6,900	80,185	1,062.10
GHANA	271,578	370,518	36.43	446,924	637,768	42.70
GUINEA	81,219	205,101	152.53	176,614	756,843	328.53
ANGOLA	209,116	172,500	-17.51	248,701	399,618	60.68
CONGO	0	18,455	-	0	10,528	-
CAMEROON	108,469	24,988	-76.96	117,230	45,782	-60.95
NIGERIA	4,232,557	3,509,679	-17.08	8,690,556	7,461,425	-14.14
SIERRA LEONE	10,953	7,948	-27.44	41,610	33,120	-20.40
GABON	0	20,982	-	0	17,651	-
COTE D'IVOIRE	3,835	10,000	160.76	12,450	195,782	1,472.55
SENEGAL	17,812	30,449	70.95	26,561	225,964	750.74
MAURITANIA	13,794	8,249	-40.20	34,856	25,144	-27.86
MALI	27,360	391	-98.57	224,670	775	-99.66
BENIN	271,742	118,541	-56.38	633,341	177,498	-71.97
GAMBIA	3,438	28,902	740.66	6,527	106,675	1,534.36
SEYCHELLES	44,937	41,308	-8.08	109,599	105,316	-3.91
UGANDA	5,189	15,160	192.16	15,793	29,037	83.86
NIGER	24,397	0	-100.00	17,471	0	-100.00
DJIBOUTI	0	7,198	-	0	29,411	-
SAO TOME AND PRINCIPE	9,848	4,995	-49.28	18,107	9,277	-48.77
SOUTH AFRICA	1,304,195	898,847	-31.08	2,085,860	1,434,973	-31.20
ZIMBABWE	11,749	5,578	-52.52	15,534	8,235	-46.99
COMOROS	333	165	-50.45	1,304	512	-60.74
MAURITIUS	370,424	394,049	6.38	653,563	787,254	20.46
ZAIRE	101	0	-100.00	353	0	-100.00
AUSTRALIA	9,198,325	9,990,905	8.62	17,338,239	18,799,046	8.43
NEW ZEALAND	1,651,379	1,795,323	8.72	2,874,700	3,391,754	17.99
MICRONESIA, FEDERATED STATES	51,946	24,157	-53.50	60,488	51,891	-14.21
GUAM	7,670	8,823	15.03	82,198	75,904	-7.66
PALAU	1,733	0	-100.00	9,013	0	-100.00
NAURU	0	11,014	-	0	19,136	-
NEW CALEDONIA	47,961	87,334	82.09	107,604	182,991	70.06
NORTHERN MARIANA ISLANDS	3,386	10,880	221.32	7,591	31,665	317.14
VANUATU	97,945	59,692	-39.06	178,201	97,042	-45.54
AMERICAN SAMOA	72,313	58,689	-18.84	122,197	94,465	-22.69
COOK ISLANDS	13,087	30,123	130.17	22,787	44,247	94.18
FIJI	396,612	265,011	-33.18	741,298	504,854	-31.90
KIRIBATI	15,670	22,471	43.40	36,944	48,884	32.32
MARSHALL ISLANDS	4,839	7,035	45.38	14,063	13,754	-2.20
SAMOA	140,667	67,983	-51.67	253,875	135,709	-46.54

TABEL 5. PERKEMBANGAN EKSPOR INDONESIA MENURUT KOMODITI DAN NEGARA TUJUAN

JENIS BARANG	BERAT BERSIH (KG)		PERUB	NILAI FOB (US \$)		PERUB
	JAN-JUL 2008	JAN-JUL 2009	%	JAN-JUL 2008	JAN-JUL 2009	%
(1)	(2)	(3)	(4)	(5)	(6)	(7)
SOLOMON ISLANDS	444,392	472,066	6.23	569,180	868,555	52.60
TONGA	552,435	342,937	-37.92	740,368	478,430	-35.38
TUVALU	11,765	14,250	21.12	23,769	25,547	7.48
EAST TIMOR	7,914,069	8,246,897	4.21	4,802,734	8,417,426	75.26
UNITED STATES	21,197,793	14,522,882	-31.49	34,439,353	28,320,507	-17.77
CANADA	1,707,066	1,385,303	-18.85	2,312,135	2,797,854	21.01
MEXICO	812,023	608,398	-25.08	1,637,535	1,203,490	-26.51
GUATEMALA	26,474	6,505	-75.43	28,876	8,400	-70.91
PANAMA	13,317	6,750	-49.31	21,583	12,500	-42.08
CUBA	0	3,718	-	0	5,473	-
SURINAME	118,104	85,542	-27.57	219,749	158,196	-28.01
CHILE	38,227	8,216	-78.51	93,866	26,840	-71.41
VENEZUELA	72,838	51,000	-29.98	58,450	33,150	-43.28
ARGENTINA	0	23,965	-	0	36,915	-
BRAZIL	262,995	692,463	163.30	160,509	307,677	91.69
COLOMBIA	49,486	20,697	-58.18	112,194	55,457	-50.57
URUGUAY	9,802	9,527	-2.81	26,821	21,298	-20.59
GUYANA	0	13,532	-	0	13,453	-
TRINIDAD AND TOBAGO	10,796	5,134	-52.45	15,862	18,953	19.49
JAMAICA	9,059	0	-100.00	25,353	0	-100.00
PUERTO RICO	292,787	690,470	135.83	360,639	1,009,273	179.86
DOMINICAN REPUBLIC	199,860	160,498	-19.69	97,199	40,990	-57.83
COSTA RICA	20,000	24,013	20.07	20,000	17,169	-14.16
HAITI	0	13,679	-	0	17,480	-
BARBADOS	4,189	5,559	32.70	12,014	14,401	19.87
DOMINICA	17,000	34,000	100.00	5,200	10,000	92.31
FRENCH POLYNESIA	63,986	41,914	-34.50	156,944	118,905	-24.24
NETHERLANDS ANTILLES	89	132	48.31	734	1,076	46.59
UNITED KINGDOM	982,779	1,089,614	10.87	2,615,690	2,938,397	12.34
NETHERLANDS	12,505,102	9,478,936	-24.20	11,698,744	10,707,356	-8.47
FRANCE	435,991	85,424	-80.41	699,782	165,729	-76.32
GERMANY, FED. REP. OF	861,298	709,945	-17.57	2,004,714	2,270,415	13.25
AUSTRIA	109,960	83,594	-23.98	450,176	436,694	-2.99
BELGIUM	221,988	249,343	12.32	1,063,895	894,919	-15.88
SWITZERLAND	8,437	13,368	58.44	17,800	41,391	132.53
DENMARK	0	300	-	0	44,198	-
NORWAY	45,384	60,622	33.58	103,010	122,166	18.60
SWEDEN	1,012,197	307,011	-69.67	1,069,499	312,476	-70.78
FINLAND	2,299,460	105,122	-95.43	3,550,487	166,263	-95.32
IRELAND	0	12,123	-	0	34,396	-
ITALY	104,957	163,878	56.14	850,677	716,528	-15.77
SPAIN	2,748,645	1,647,051	-40.08	2,916,285	1,490,874	-48.88
PORTUGAL	460,393	228,684	-50.33	385,345	181,412	-52.92
MONTSERRAT	0	3,130	-	0	4,455	-
GREECE	90,688	9,277	-89.77	179,766	57,670	-67.92
DEMOCRATIC REPUBLIC OF THE C	135,513	12,803	-90.55	183,113	19,780	-89.20
HUNGARY	15,089	0	-100.00	45,583	0	-100.00
POLAND	28,484	101,635	256.81	104,896	340,364	224.48
ROMANIA	17,413	41,151	136.32	27,801	19,618	-29.43
BULGARIA	92,387	65,229	-29.40	263,400	150,006	-43.05
YUGOSLAVIA	24,872	0	-100.00	57,869	0	-100.00
ARMENIA	0	5,002	-	0	10,753	-
BELARUS	10,080	8,928	-11.43	21,240	21,452	1.00
KAZAKHSTAN	8,736	17,856	104.40	18,408	42,904	133.07
KYRGYZSTAN	0	3,744	-	0	8,996	-
UKRAINE	100,700	81,001	-19.56	102,915	87,813	-14.67
LITHUANIA	298,485	45,744	-84.67	377,337	134,996	-64.22
LATVIA	37,154	4,118	-88.92	68,041	8,996	-86.78
ESTONIA	106,255	37,700	-64.52	161,042	15,080	-90.64
GEORGIA	8,001	0	-100.00	12,798	0	-100.00
CROATIA	37,448	12,071	-67.77	73,351	19,605	-73.27
MALTA	141,567	203,680	43.88	242,020	382,757	58.15
SLOVAKIA	707	0	-100.00	3,903	0	-100.00
SLOVENIA	27,456	0	-100.00	118,969	0	-100.00
CZECH REPUBLIC	305,758	327,385	7.07	332,331	454,821	36.86
RUSSIA FEDERATION	464,694	422,793	-9.02	358,600	621,907	73.43
SEMEN	2,842,948,714	2,100,768,396	-26.11	100,110,871	81,210,756	-18.88
JAPAN	10,931,918	3,610,125	-66.98	726,995	280,189	-61.46
HONG KONG	888,000	1,569,200	76.71	85,559	157,367	83.93
TAIWAN	12,490,000	10,132,320	-18.88	959,341	804,780	-16.11
PAPUA NEW GUINEA	0	5,984	-	0	2,300	-
THAILAND	449	10,902	2,328.06	40	1,000	2,400.00
SINGAPORE	64,518,765	5,839,502	-90.95	2,054,260	355,215	-82.71
PHILIPPINES	396,000	134,400	-66.06	37,548	13,082	-65.16

TABEL 5. PERKEMBANGAN EKSPOR INDONESIA MENURUT KOMODITI DAN NEGARA TUJUAN

JENIS BARANG	BERAT BERSIH (KG)		PERUB	NILAI FOB (US \$)		PERUB
	JAN-JUL 2008	JAN-JUL 2009	%	JAN-JUL 2008	JAN-JUL 2009	%
(1)	(2)	(3)	(4)	(5)	(6)	(7)
MALAYSIA	219,909,378	222,931,665	1.37	7,276,031	7,854,534	7.95
MYANMAR (FORM. BURMA)	149,000	0	-100.00	21,455	0	-100.00
BRUNEI DARUSSALAM	98,764,373	50,338,040	-49.03	2,251,010	2,021,738	-10.19
VIET NAM	19,587,567	90,000	-99.54	1,285,432	9,372	-99.27
MALDIVES	44,100,000	5,750,359	-86.96	2,012,432	274,450	-86.36
INDIA	44,000	178,872,452	406,428.30	3,918	5,597,952	142,777.79
PAKISTAN	336	0	-100.00	1,276	0	-100.00
BANGLADESH	457,520,716	275,001,945	-39.89	11,935,215	8,310,338	-30.37
SRI LANKA	697,794,032	420,962,755	-39.67	28,741,987	19,255,346	-33.01
UNITED ARAB EMIRATES	3,000,084	221,223,410	7,273.91	124,545	7,107,908	5,607.10
QATAR	36,300,000	0	-100.00	1,598,900	0	-100.00
BAHRAIN	0	26,000,000	-	0	835,380	-
SUDAN	3,000,000	0	-100.00	159,000	0	-100.00
TANZANIA, UNITED REPUBLIC OF	84,068,030	42,022,187	-50.01	2,657,193	1,509,017	-43.21
MADAGASCAR	62,154,287	111,658,140	79.65	2,431,515	5,014,788	106.24
REUNION	0	625	-	0	817	-
MOZAMBIQUE	116,850,360	0	-100.00	3,881,102	0	-100.00
EQUATORIAL GUINEA	0	21,000,000	-	0	1,239,000	-
TOGO	77,061,365	64,200,000	-16.69	2,403,159	2,062,746	-14.17
GHANA	421,210,228	66,000,000	-84.33	13,248,684	2,120,580	-83.99
SEYCHELLES	5,300,000	0	-100.00	267,900	0	-100.00
COMOROS	0	3,500,812	-	0	192,545	-
MAURITIUS	113,127,985	144,622,431	27.84	5,012,274	5,931,623	18.34
AUSTRALIA	196,676,014	135,962,228	-30.87	6,087,121	4,769,358	-21.65
NEW ZEALAND	117,807	2,980,000	2,429.56	15,683	458,920	2,826.23
NORTHERN MARIANA ISLANDS	0	34,830,524	-	0	1,393,221	-
VANUATU	2,956,500	0	-100.00	137,408	0	-100.00
AMERICAN SAMOA	5,190,000	0	-100.00	249,725	0	-100.00
KIRIBATI	112,000	0	-100.00	8,064	0	-100.00
SAMOA	6,748,000	0	-100.00	313,946	0	-100.00
SOLOMON ISLANDS	640,100	0	-100.00	34,424	0	-100.00
TONGA	1,308,560	0	-100.00	64,587	0	-100.00
EAST TIMOR	19,602,620	37,991,107	93.81	1,242,245	2,870,113	131.04
UNITED STATES	0	2,557	-	0	2,107	-
MEXICO	17,592,743	0	-100.00	686,116	0	-100.00
FRENCH POLYNESIA	28,266,000	13,492,000	-52.27	1,294,215	740,569	-42.78
NETHERLANDS	0	24,010	-	0	7,456	-
FRANCE	328	7,047	2,048.48	327	5,388	1,547.71
GERMANY, FED. REP. OF	2,146	36	-98.32	65	133	104.62
BELGIUM	0	70	-	0	5	-
SWEDEN	14,569,023	0	-100.00	800,174	0	-100.00
SPAIN	0	48	-	0	25	-
PORTUGAL	0	61	-	0	137	-
SLOVAKIA	0	1,093	-	0	11,215	-
RUSSIA FEDERATION	0	361	-	0	42	-
-DARI ROTAN	4,183,365	2,104,052	-49.70	11,176,521	7,563,224	-32.33
JAPAN	198,432	160,968	-18.88	997,214	884,778	-11.28
HONG KONG	0	18	-	0	174	-
KOREA, REPUBLIC OF	553,431	214,969	-61.16	1,312,494	562,906	-57.11
TAIWAN	36,231	35,615	-1.70	93,168	98,066	5.26
CHINA	1,395	400	-71.33	2,359	560	-76.26
PAPUA NEW GUINEA	2,450	1,127	-54.00	2,266	923	-59.27
THAILAND	2,842	2,452	-13.72	6,138	3,111	-49.32
SINGAPORE	3,026	165	-94.55	6,087	354	-94.18
PHILIPPINES	0	88	-	0	130	-
MALAYSIA	8,402	11,682	39.04	31,107	25,426	-18.26
BRUNEI DARUSSALAM	1,290	0	-100.00	2,362	0	-100.00
VIET NAM	6,200	0	-100.00	3,920	0	-100.00
MALDIVES	2,552	769	-69.87	19,678	4,920	-75.00
INDIA	9,433	1,327	-85.93	49,854	1,812	-96.37
SRI LANKA	511	0	-100.00	495	0	-100.00
IRAN (ISLAMIC REPUBLIC OF)	1,534	0	-100.00	807	0	-100.00
SAUDI ARABIA	178	17,407	9,679.21	587	46,899	7,889.61
ISRAEL	2,344	65	-97.23	4,613	193	-95.82
KUWAIT	155	0	-100.00	4,978	0	-100.00
JORDAN	1,299	1,710	31.64	1,004	1,541	53.49
LEBANON	129	650	403.88	45	1,831	3,968.89
OMAN	27	35	29.63	422	921	118.25
TURKEY	3,967	5,189	30.80	7,170	2,893	-59.65
UNITED ARAB EMIRATES	3,397	5,078	49.48	38,286	13,862	-63.79
BAHRAIN	321	0	-100.00	203	0	-100.00
CYPRUS	36	0	-100.00	44	0	-100.00
EGYPT	86	19	-77.91	22	132	500.00
MOROCCO	43	0	-100.00	45	0	-100.00

TABEL 5. PERKEMBANGAN EKSPOR INDONESIA MENURUT KOMODITI DAN NEGARA TUJUAN

JENIS BARANG	BERAT BERSIH (KG)		PERUB	NILAI FOB (US \$)		PERUB
	JAN-JUL 2008	JAN-JUL 2009	%	JAN-JUL 2008	JAN-JUL 2009	%
(1)	(2)	(3)	(4)	(5)	(6)	(7)
TUNISIA	22	0	-100.00	46	0	-100.00
ALGERIA	1,028	0	-100.00	626	0	-100.00
SUDAN	103	0	-100.00	300	0	-100.00
NAMIBIA	0	41	-	0	97	-
MADAGASCAR	304	0	-100.00	493	0	-100.00
KENYA	4,000	0	-100.00	8,000	0	-100.00
REUNION	964	358	-62.86	601	517	-13.98
ANGOLA	0	857	-	0	944	-
COTE D'IVOIRE	0	125	-	0	255	-
SEYCHELLES	421	30,066	7,041.57	728	50,072	6,778.02
UGANDA	0	9	-	0	46	-
SOUTH AFRICA	4,240	2,707	-36.16	12,013	5,214	-56.60
MAURITIUS	380	901	137.11	431	1,273	195.36
VIRGIN ISLANDS (BRITISH)	0	92	-	0	356	-
AUSTRALIA	126,939	80,183	-36.83	302,002	188,247	-37.67
NEW ZEALAND	27,475	11,112	-59.56	76,549	33,781	-55.87
NEW CALEDONIA	447	983	119.91	1,066	1,694	58.91
VANUATU	0	30	-	0	119	-
COOK ISLANDS	0	161	-	0	521	-
FIJI	5,564	0	-100.00	48,388	0	-100.00
SOLOMON ISLANDS	17	0	-100.00	48	0	-100.00
UNITED STATES	546,506	273,282	-49.99	2,544,226	1,673,262	-34.23
CANADA	11,969	5,995	-49.91	30,454	26,509	-12.95
MEXICO	11,995	1,601	-86.65	11,208	14,443	28.86
GUATEMALA	0	184	-	0	396	-
SURINAME	0	717	-	0	3,630	-
CHILE	160	140	-12.50	552	581	5.25
VENEZUELA	26	4	-84.62	72	18	-75.00
ARGENTINA	356	43	-87.92	619	53	-91.44
BRAZIL	14,703	2,533	-82.77	53,841	7,648	-85.80
COLOMBIA	565	0	-100.00	601	0	-100.00
URUGUAY	7	15	114.29	49	12	-75.51
PARAGUAY	38	0	-100.00	78	0	-100.00
BAHAMAS	23	0	-100.00	23	0	-100.00
JAMAICA	197	0	-100.00	66	0	-100.00
PUERTO RICO	1,034	293	-71.66	3,556	991	-72.13
DOMINICAN REPUBLIC	1,665	3,915	135.14	2,059	15,265	641.38
ANGUILLA	0	222	-	0	620	-
ARUBA	0	347	-	0	795	-
FRENCH GUIANA	97	0	-100.00	376	0	-100.00
FRENCH POLYNESIA	2,479	1,869	-24.61	3,556	2,707	-23.88
MARTINIQUE	0	416	-	0	627	-
SAINT LUCIA	0	312	-	0	450	-
TURKS AND CAICOS ISLANDS	944	0	-100.00	2,017	0	-100.00
GUADELOUPE	174	341	95.98	816	330	-59.56
UNITED KINGDOM	1,270,676	76,261	-94.00	2,052,442	339,830	-83.44
NETHERLANDS	731,036	692,626	-5.25	1,915,363	2,104,309	9.86
FRANCE	82,851	65,797	-20.58	220,293	169,596	-23.01
GERMANY, FED. REP. OF	173,989	81,546	-53.13	311,123	275,249	-11.53
AUSTRIA	221	66	-70.14	267	114	-57.30
BELGIUM	55,543	133,016	139.48	176,337	436,827	147.72
SWITZERLAND	1,201	2,269	88.93	9,945	10,234	2.91
DENMARK	18,740	7,018	-62.55	60,354	26,070	-56.80
NORWAY	2,484	2,486	0.08	9,804	4,164	-57.53
SWEDEN	9,747	8,795	-9.77	57,936	62,556	7.97
FINLAND	14,182	7,204	-49.20	174,136	42,122	-75.81
IRELAND	3,239	730	-77.46	8,074	941	-88.35
ITALY	124,801	26,118	-79.07	193,703	76,595	-60.46
SPAIN	33,531	44,197	31.81	162,960	183,495	12.60
PORTUGAL	803	1,272	58.41	12,653	445	-96.48
GREECE	8,748	11,768	34.52	24,136	12,498	-48.22
HUNGARY	3,352	3,352	0.00	21,295	3,566	-83.25
POLAND	3,914	3,352	-14.36	12,032	14,683	22.03
ROMANIA	477	0	-100.00	1,809	0	-100.00
BULGARIA	6,737	519	-92.30	5,618	887	-84.21
YUGOSLAVIA	6,093	7,345	20.55	6,588	5,726	-13.08
KAZAKHSTAN	2,418	1,925	-20.39	6,980	7,472	7.05
UKRAINE	401	0	-100.00	1,195	0	-100.00
LITHUANIA	0	53	-	0	170	-
LATVIA	42	1,165	2,673.81	181	4,423	2,343.65
CROATIA	1,599	9,835	515.07	3,691	11,907	222.60
MALTA	40	0	-100.00	16	0	-100.00
SLOVAKIA	0	10,745	-	0	50,655	-
SLOVENIA	625	606	-3.04	3,333	2,445	-26.64
CZECH REPUBLIC	19,412	23,682	22.00	25,784	30,467	18.16

TABEL 5. PERKEMBANGAN EKSPOR INDONESIA MENURUT KOMODITI DAN NEGARA TUJUAN

JENIS BARANG	BERAT BERSIH (KG)		PERUB	NILAI FOB (US \$)		PERUB
	JAN-JUL 2008	JAN-JUL 2009	%	JAN-JUL 2008	JAN-JUL 2009	%
(1)	(2)	(3)	(4)	(5)	(6)	(7)
RUSSIA FEDERATION	1,910	717	-62.46	7,645	2,873	-62.42
-DARI BAHAN LAINNYA	9,235,213	6,938,485	-24.87	25,281,425	16,922,347	-33.06
JAPAN	889,861	492,316	-44.67	4,146,530	2,630,311	-36.57
HONG KONG	13,859	9,596	-30.76	28,177	34,233	21.49
KOREA, DEMOCRATIC PEOPLE'S RI	177	0	-100.00	231	0	-100.00
KOREA, REPUBLIC OF	344,987	174,604	-49.39	794,459	254,127	-68.01
TAIWAN	635,985	632,732	-0.51	257,390	243,208	-5.51
CHINA	312,901	26,180	-91.63	159,480	35,122	-77.98
MACAU	3	0	-100.00	12	0	-100.00
PAPUA NEW GUINEA	875	2,350	168.57	1,481	1,925	29.98
THAILAND	20,410	15,885	-22.17	52,283	36,639	-29.92
SINGAPORE	76,980	38,635	-49.81	128,902	68,105	-47.17
PHILIPPINES	3,295	1,943	-41.03	7,867	3,863	-50.90
MALAYSIA	289,547	741,239	156.00	261,060	380,015	45.57
CAMBODIA	3	729	24,200.00	6	662	10,933.33
BRUNEI DARUSSALAM	1,786	608	-65.96	3,001	3,216	7.16
LAO PEOPLE'S DEMOCRATIC REPU	0	113	-	0	2,747	-
VIET NAM	162	0	-100.00	2,847	0	-100.00
MALDIVES	33,769	31,110	-7.87	201,573	102,643	-49.08
INDIA	52,048	8,948	-82.81	72,319	23,376	-67.68
SRI LANKA	8,026	5,596	-30.28	19,838	15,211	-23.32
IRAN (ISLAMIC REPUBLIC OF)	54,148	14,600	-73.04	64,395	35,983	-44.12
SAUDI ARABIA	19,484	8,315	-57.32	15,464	20,549	32.88
ISRAEL	22,457	4,535	-79.81	39,725	3,365	-91.53
KUWAIT	5,529	4,620	-16.44	19,088	9,830	-48.50
JORDAN	7,690	35,081	356.19	9,059	56,640	525.23
LEBANON	2,254	40,305	1,688.15	7,442	490,465	6,490.50
YEMEN	475	0	-100.00	229	0	-100.00
OMAN	1,327	844	-36.40	1,280	4,752	271.25
SYRIA ARAB REPUBLIC	0	203	-	0	234	-
TURKEY	19,638	25,754	31.14	39,499	37,882	-4.09
UNITED ARAB EMIRATES	39,305	18,039	-54.11	128,513	71,347	-44.48
QATAR	0	128	-	0	258	-
BAHRAIN	5,217	30,183	478.55	16,725	2,470	-85.23
CYPRUS	7,393	32,994	346.29	26,611	28,651	7.67
EGYPT	33,215	1,550	-95.33	42,129	1,464	-96.52
LIBYAN ARAB JAMAHIRIYA	0	5,868	-	0	23,856	-
MOROCCO	403	4,868	1,107.94	594	22,265	3,648.32
TUNISIA	4,983	5,116	2.67	12,013	45,496	278.72
ALGERIA	0	30	-	0	16	-
NAMIBIA	84	731	770.24	360	590	63.89
ETHIOPIA	0	47	-	0	75	-
TANZANIA, UNITED REPUBLIC OF	1,165	408	-64.98	659	1,893	187.25
MADAGASCAR	4,825	8,818	82.76	7,076	36,626	417.61
KENYA	7,971	1,846	-76.84	4,762	5,118	7.48
REUNION	59,990	52,417	-12.62	160,724	130,395	-18.87
MOZAMBIQUE	5	3,644	72,780.00	13	3,866	29,638.46
ANGOLA	42	7,760	18,376.19	20	4,491	22,355.00
CONGO	0	39	-	0	88	-
NIGERIA	0	4	-	0	4	-
SIERRA LEONE	1,922	0	-100.00	1,596	0	-100.00
GABON	4,671	205	-95.61	13,074	2,879	-77.98
COTE D'IVOIRE	5,335	209	-96.08	9,483	478	-94.96
SENEGAL	2,002	3,938	96.70	2,510	2,052	-18.25
U.S. VIRGIN ISLANDS	0	2,042	-	0	6,541	-
SEYCHELLES	28,290	121,356	328.97	47,925	46,062	-3.89
CENTRAL AFRICAN REPUBLIC	0	120	-	0	400	-
DJIBOUTI	0	2,315	-	0	5,950	-
SOUTH AFRICA	60,949	26,437	-56.62	100,230	51,612	-48.51
MAURITIUS	20,577	12,095	-41.22	63,334	23,986	-62.13
VIRGIN ISLANDS (BRITISH)	1,255	3,508	179.52	4,767	7,590	59.22
AUSTRALIA	1,019,676	450,351	-55.83	887,548	525,429	-40.80
NEW ZEALAND	25,926	14,851	-42.72	53,285	37,587	-29.46
MICRONESIA, FEDERATED STATES	1,006	0	-100.00	5,138	0	-100.00
GUAM	3,563	7,051	97.90	14,641	16,614	13.48
PALAU	564	7	-98.76	1,488	157	-89.45
NEW CALEDONIA	30,438	30,379	-0.19	60,907	66,566	9.29
SAINT VINCENT AND THE GRENADI	6,400	0	-100.00	11,423	0	-100.00
VANUATU	3,046	7,811	156.43	5,666	9,367	65.32
WALLIS AND FUTUNA ISLANDS	1,725	5,854	239.36	3,072	4,839	57.52
AMERICAN SAMOA	0	11	-	0	194	-
COOK ISLANDS	1,381	2,789	101.96	9,612	9,244	-3.83
FIJI	14,958	2,548	-82.97	63,080	13,458	-78.67
SAMOA	864	5,361	520.49	1,780	8,994	405.28

TABEL 5. PERKEMBANGAN EKSPOR INDONESIA MENURUT KOMODITI DAN NEGARA TUJUAN

JENIS BARANG	BERAT BERSIH (KG)		PERUB	NILAI FOB (US \$)		PERUB
	JAN-JUL 2008	JAN-JUL 2009	%	JAN-JUL 2008	JAN-JUL 2009	%
(1)	(2)	(3)	(4)	(5)	(6)	(7)
TONGA	2,842	0	-100.00	4,598	0	-100.00
EAST TIMOR	2,404	2,129	-11.44	1,878	8,356	344.94
UNITED STATES	1,510,313	812,403	-46.21	7,997,639	4,475,620	-44.04
CANADA	145,895	91,665	-37.17	384,388	301,607	-21.54
MEXICO	41,089	20,324	-50.54	115,963	88,666	-23.54
GUATEMALA	256	281	9.77	1,414	1,221	-13.65
HONDURAS	1,275	7,052	453.10	811	9,981	1,130.70
NICARAGUA	1,253	0	-100.00	1,870	0	-100.00
PANAMA	481	2,189	355.09	1,494	3,744	150.60
CHILE	14,282	2,792	-80.45	44,009	10,238	-76.74
VENEZUELA	12,325	2,785	-77.40	14,467	6,336	-56.20
ARGENTINA	34,263	17,815	-48.01	74,548	27,681	-62.87
BRAZIL	71,261	51,412	-27.85	171,388	147,048	-14.20
COLOMBIA	19,526	3,590	-81.61	38,856	8,368	-78.46
URUGUAY	1,513	3,447	127.83	5,802	11,318	95.07
PERU	2,952	2,613	-11.48	4,082	13,833	238.88
TRINIDAD AND TOBAGO	886	4,585	417.49	3,826	5,700	48.98
BAHAMAS	19,357	1,289	-93.34	29,494	6,562	-77.75
JAMAICA	10,558	5,689	-46.12	19,764	8,321	-57.90
PUERTO RICO	3,603	6,012	66.86	7,932	23,452	195.66
DOMINICAN REPUBLIC	31,041	32,053	3.26	102,293	68,926	-32.62
COSTA RICA	15,921	16,658	4.63	27,392	9,636	-64.82
HAITI	0	1,601	-	0	3,524	-
BARBADOS	4,938	46,706	845.85	9,009	38,132	323.27
ANTIGUA AND BARBUDA	444	0	-100.00	1,081	0	-100.00
ANGUILLA	0	138	-	0	284	-
ARUBA	5,001	34	-99.32	13,814	75	-99.46
BERMUDA	106	205	93.40	596	621	4.19
CAYMAN ISLANDS	753	0	-100.00	253	0	-100.00
DOMINICA	950	0	-100.00	3,547	0	-100.00
FRENCH GUIANA	4,811	2,143	-55.46	15,005	3,180	-78.81
FRENCH POLYNESIA	53,187	24,363	-54.19	60,816	38,276	-37.06
GRENADA	223	0	-100.00	1,096	0	-100.00
MARTINIQUE	13,888	15,783	13.64	39,499	31,654	-19.86
NETHERLANDS ANTILLES	782	3,213	310.87	14,984	9,175	-38.77
SAINT LUCIA	526	940	78.71	1,800	1,355	-24.72
TURKS AND CAICOS ISLANDS	7,726	891	-88.47	16,364	2,184	-86.65
GADELOUPE	15,604	14,577	-6.58	52,073	21,341	-59.02
SAINT KITTS AND NEVIS	2,208	2,212	0.18	3,129	3,086	-1.37
UNITED KINGDOM	242,802	402,894	65.94	1,007,445	650,895	-35.39
NETHERLANDS	344,542	238,566	-30.76	941,064	448,297	-52.36
FRANCE	472,582	460,411	-2.58	1,070,887	1,026,656	-4.13
GERMANY, FED. REP. OF	458,305	299,966	-34.55	907,513	942,813	3.89
AUSTRIA	8,244	15,903	92.90	16,526	25,606	54.94
BELGIUM	172,646	188,295	9.06	456,226	340,920	-25.27
SWITZERLAND	7,463	10,604	42.09	40,713	45,780	12.45
LUXEMBOURG	0	1	-	0	10	-
DENMARK	34,329	26,736	-22.12	191,215	71,999	-62.35
NORWAY	9,361	4,196	-55.18	26,641	27,921	4.80
SWEDEN	20,022	28,067	40.18	33,869	42,814	26.41
FINLAND	15,960	6,699	-58.03	58,169	21,369	-63.26
IRELAND	9,263	2,826	-69.49	12,396	2,221	-82.08
ITALY	395,202	285,781	-27.69	981,582	816,812	-16.79
SPAIN	392,986	230,518	-41.34	1,299,010	614,541	-52.69
PORTUGAL	26,877	20,747	-22.81	106,226	53,995	-49.17
GREECE	91,744	55,114	-39.93	268,666	153,596	-42.83
HUNGARY	23,891	51,904	117.25	54,535	165,837	204.09
POLAND	56,720	67,046	18.21	109,510	129,905	18.62
ROMANIA	10,130	2,334	-76.96	28,066	5,607	-80.02
BULGARIA	16,819	16,305	-3.06	32,480	20,845	-35.82
YUGOSLAVIA	1,499	1,410	-5.94	4,000	1,922	-51.95
ALBANIA	57	5,546	9,629.82	90	6,157	6,741.11
KAZAKHSTAN	149	0	-100.00	418	0	-100.00
UKRAINE	69,285	1,349	-98.05	96,811	3,371	-96.52
LITHUANIA	2,472	212	-91.42	2,198	622	-71.70
LATVIA	122	79,561	65,113.93	315	126,145	39,946.03
ESTONIA	10,235	1,848	-81.94	30,609	4,034	-86.82
CROATIA	26,154	14,391	-44.98	41,296	32,767	-20.65
BOSNIA AND HERZEGOVINA	887	0	-100.00	2,499	0	-100.00
MALTA	12,090	193	-98.40	29,033	1,887	-93.50
SLOVAKIA	5	193	3,760.00	10	775	7,650.00
SLOVENIA	6,477	10,999	69.82	2,131	12,341	479.12
CZECH REPUBLIC	1,233	12,652	926.12	1,710	7,361	330.47
REP. OF MACEDONIA	1,084	0	-100.00	1,575	0	-100.00
RUSSIA FEDERATION	22,311	5,060	-77.32	44,622	12,954	-70.97

TABEL 5. PERKEMBANGAN EKSPOR INDONESIA MENURUT KOMODITI DAN NEGARA TUJUAN

JENIS BARANG	BERAT BERSIH (KG)		PERUB	NILAI FOB (US \$)		PERUB
	JAN-JUL 2008	JAN-JUL 2009	%	JAN-JUL 2008	JAN-JUL 2009	%
(1)	(2)	(3)	(4)	(5)	(6)	(7)
-DARI ROTAN	86,306,266	65,720,211	-23.85	193,548,600	153,080,450	-20.91
JAPAN	7,471,547	6,994,253	-6.39	21,837,456	22,142,659	1.40
HONG KONG	66,915	39,835	-40.47	233,629	119,608	-48.80
KOREA, REPUBLIC OF	659,785	679,041	2.92	1,400,961	1,083,161	-22.68
TAIWAN	474,652	581,288	22.47	824,867	919,214	11.44
CHINA	357,062	211,933	-40.65	674,471	440,238	-34.73
MACAU	0	205	-	0	568	-
PAPUA NEW GUINEA	21,680	485	-97.76	156,354	12,434	-92.05
THAILAND	91,368	148,545	62.58	264,995	491,915	85.63
SINGAPORE	369,866	580,111	56.84	1,091,129	2,128,826	95.10
PHILIPPINES	86,654	63,727	-26.46	200,125	96,782	-51.64
MALAYSIA	1,333,642	2,234,004	67.51	3,025,947	2,423,703	-19.90
MYANMAR (FORM. BURMA)	0	32	-	0	60	-
CAMBODIA	4,894	0	-100.00	214,118	0	-100.00
BRUNEI DARUSSALAM	3,304	47,209	1,328.84	7,636	58,873	670.99
VIET NAM	185,010	107,982	-41.63	1,314,904	818,795	-37.73
MALDIVES	112,579	190,028	68.80	296,135	513,506	73.40
INDIA	115,854	113,511	-2.02	294,786	318,070	7.90
PAKISTAN	2,548	1,171	-54.04	3,224	2,530	-21.53
BANGLADESH	0	1,445	-	0	6,877	-
SRI LANKA	25,240	2,438	-90.34	24,771	7,703	-68.90
IRAQ	0	3,000	-	0	8,256	-
IRAN (ISLAMIC REPUBLIC OF)	37,879	31,363	-17.20	92,636	93,409	0.83
SAUDI ARABIA	270,026	168,707	-37.52	414,437	688,772	66.19
ISRAEL	88,486	73,603	-16.82	145,844	143,048	-1.92
KUWAIT	210,080	104,931	-50.05	459,498	131,441	-71.39
JORDAN	44,173	35,474	-19.69	98,406	120,709	22.66
LEBANON	241,521	375,999	55.68	664,428	990,394	49.06
YEMEN	15,570	1,550	-90.04	15,594	4,000	-74.35
OMAN	28,382	18,258	-35.67	80,649	72,230	-10.44
SYRIA ARAB REPUBLIC	40,384	73,729	82.57	83,426	159,215	90.85
TURKEY	571,730	452,721	-20.82	1,270,296	996,235	-21.57
UNITED ARAB EMIRATES	579,300	190,047	-67.19	1,656,328	618,691	-62.65
QATAR	42,673	42,633	-0.09	295,676	352,539	19.23
BAHRAIN	41,774	9,813	-76.51	115,743	32,897	-71.58
CYPRUS	138,491	109,918	-20.63	546,336	475,065	-13.05
EGYPT	226,275	244,116	7.88	506,183	451,708	-10.76
LIBYAN ARAB JAMAHIRIYA	33,474	5,466	-83.67	41,754	10,740	-74.28
MOROCCO	196,977	186,950	-5.09	612,399	545,339	-10.95
TUNISIA	9,961	26,812	169.17	50,291	72,423	44.01
ALGERIA	2,500	30,368	1,114.72	6,856	74,441	985.78
SUDAN	14,193	71,758	405.59	110,137	164,979	49.79
NAMIBIA	19,604	28,612	45.95	35,090	87,764	150.11
TANZANIA, UNITED REPUBLIC OF	60,329	8,089	-86.59	63,812	20,404	-68.02
MADAGASCAR	9,998	10,842	8.44	17,026	18,105	6.34
KENYA	18,536	5,186	-72.02	33,506	15,871	-52.63
REUNION	292,546	192,368	-34.24	507,358	433,892	-14.48
MOZAMBIQUE	2,099	63,165	2,909.29	7,680	156,030	1,931.64
GHANA	3,681	2,004	-45.56	9,770	10,872	11.28
ANGOLA	13,692	17,558	28.24	10,291	19,674	91.18
CONGO	46,314	45,552	-1.65	56,125	45,530	-18.88
CAMEROON	9,367	615	-93.43	25,866	6,884	-73.39
NIGERIA	3,926	12,176	210.14	72,354	24,868	-65.63
SIERRA LEONE	3,279	0	-100.00	2,722	0	-100.00
GABON	0	3,750	-	0	15,733	-
COTE D'IVOIRE	33,640	20,866	-37.97	43,392	25,784	-40.58
SENEGAL	26,032	2,193	-91.58	115,746	33,737	-70.85
MAURITANIA	0	17,449	-	0	9,735	-
BENIN	0	9,258	-	0	11,950	-
U.S. VIRGIN ISLANDS	163	452	177.30	160	960	500.00
SEYCHELLES	55,336	26,137	-52.77	76,733	63,301	-17.50
UGANDA	0	2,808	-	0	14,910	-
DJIBOUTI	2,611	3,540	35.58	9,731	5,499	-43.49
SAO TOME AND PRINCIPE	0	2,617	-	0	10,561	-
SOUTH AFRICA	850,558	570,733	-32.90	2,508,981	1,579,579	-37.04
ZIMBABWE	50	5,694	11,288.00	100	22,068	21,968.00
ZAMBIA	0	656	-	0	7,790	-
MAURITIUS	117,511	74,657	-36.47	241,054	130,516	-45.86
VIRGIN ISLANDS (BRITISH)	13,455	2,803	-79.17	62,594	10,823	-82.71
AUSTRALIA	2,672,912	1,879,230	-29.69	5,468,043	4,201,938	-23.15
NEW ZEALAND	258,630	58,728	-77.29	570,275	129,366	-77.32
GUAM	35,405	25,898	-26.85	68,029	44,819	-34.12
PALAU	3	11,433	381,000.00	15	23,500	156,566.67
NEW CALEDONIA	129,003	98,706	-23.49	213,988	188,303	-12.00

TABEL 5. PERKEMBANGAN EKSPOR INDONESIA MENURUT KOMODITI DAN NEGARA TUJUAN

JENIS BARANG	BERAT BERSIH (KG)		PERUB	NILAI FOB (US \$)		PERUB
	JAN-JUL 2008	JAN-JUL 2009	%	JAN-JUL 2008	JAN-JUL 2009	%
(1)	(2)	(3)	(4)	(5)	(6)	(7)
NORTHERN MARIANA ISLANDS	2,000	0	-100.00	5,232	0	-100.00
SAINT VINCENT AND THE GRENADI	7,369	2,652	-64.01	24,120	12,943	-46.34
VANUATU	15,492	23,414	51.14	23,045	57,888	151.20
WALLIS AND FUTUNA ISLANDS	8,504	2,756	-67.59	14,199	4,135	-70.88
COOK ISLANDS	0	2,936	-	0	14,386	-
FIJI	41,223	9,400	-77.20	190,845	48,085	-74.80
SAMOA	1,242	928	-25.28	2,316	240	-89.64
SOLOMON ISLANDS	2,982	3,114	4.43	12,986	15,865	22.17
TONGA	8,216	0	-100.00	17,985	0	-100.00
EAST TIMOR	40,374	112,363	178.31	88,834	138,379	55.77
UNITED STATES	7,172,520	4,484,151	-37.48	23,211,506	15,243,357	-34.33
CANADA	1,308,857	373,397	-71.47	2,058,299	1,287,012	-37.47
MEXICO	409,526	264,279	-35.47	1,212,285	670,284	-44.71
GUATEMALA	34,868	7,567	-78.30	106,408	27,935	-73.75
HONDURAS	6,743	0	-100.00	18,732	0	-100.00
NICARAGUA	2,636	0	-100.00	11,530	0	-100.00
PANAMA	111,404	63,865	-42.67	244,510	166,735	-31.81
SURINAME	51,494	22,642	-56.03	93,559	35,113	-62.47
CHILE	163,104	78,568	-51.83	432,890	306,921	-29.10
VENEZUELA	25,346	35,062	38.33	74,783	74,583	-0.27
ARGENTINA	104,111	41,754	-59.89	276,497	145,538	-47.36
BRAZIL	235,911	79,447	-66.32	640,201	242,611	-62.10
COLOMBIA	47,815	37,509	-21.55	156,054	138,376	-11.33
BOLIVIA	3,869	59	-98.48	8,228	491	-94.03
URUGUAY	31,526	28,142	-10.73	116,513	51,602	-55.71
PARAGUAY	7,939	2,508	-68.41	23,396	9,674	-58.65
ECUADOR	49,483	28,160	-43.09	201,029	122,148	-39.24
PERU	69,649	74,303	6.68	188,145	262,337	39.43
GUYANA	2,882	2,160	-25.05	2,945	11,484	289.95
TRINIDAD AND TOBAGO	13,745	10,868	-20.93	36,429	29,314	-19.53
BAHAMAS	431	5,708	1,224.36	430	11,674	2,614.88
JAMAICA	32,687	3,983	-87.81	167,653	9,865	-94.12
PUERTO RICO	46,179	27,950	-39.47	120,925	85,514	-29.28
BELIZE	6,795	1,967	-71.05	35,210	19,639	-44.22
DOMINICAN REPUBLIC	229,928	36,735	-84.02	767,819	153,051	-80.07
EL SALVADOR	2,636	0	-100.00	11,530	0	-100.00
COSTA RICA	106,169	15,768	-85.15	409,741	46,904	-88.55
HAITI	0	22	-	0	70	-
BARBADOS	12,319	495	-95.98	60,873	352	-99.42
ANTIGUA AND BARBUDA	5,628	9,652	71.50	13,645	40,884	199.63
ANGUILLA	0	3,805	-	0	15,799	-
ARUBA	10,814	17,461	61.47	38,498	33,122	-13.96
BERMUDA	0	3,425	-	0	16,752	-
CAPE VERDE	0	32,908	-	0	53,892	-
CAYMAN ISLANDS	13,313	709	-94.67	3,097	12,210	294.25
DOMINICA	48,599	0	-100.00	145,731	0	-100.00
FRENCH GUIANA	24,449	32,109	31.33	59,856	70,687	18.10
FRENCH POLYNESIA	201,464	124,399	-38.25	410,971	234,241	-43.00
GRENADA	4,016	0	-100.00	14,343	0	-100.00
MARTINIQUE	74,773	53,506	-28.44	172,482	143,871	-16.59
NETHERLANDS ANTILLES	78,950	96,028	21.63	256,391	270,779	5.61
SAINT LUCIA	1,750	1,750	0.00	6,500	9,768	50.28
TURKS AND CAICOS ISLANDS	13,200	499	-96.22	21,818	1,710	-92.16
GUADELOUPE	102,437	127,993	24.95	347,022	353,898	1.98
SAINT KITTS AND NEVIS	18	0	-100.00	6	0	-100.00
UNITED KINGDOM	23,963,093	15,904,638	-33.63	16,967,492	11,183,631	-34.09
NETHERLANDS	3,294,655	3,226,915	-2.06	9,682,641	9,649,511	-0.34
FRANCE	2,920,398	2,522,175	-13.64	7,666,150	6,109,158	-20.31
GERMANY, FED. REP. OF	7,926,344	8,080,020	1.94	23,287,742	23,506,507	0.94
AUSTRIA	22,505	70,058	211.30	55,896	154,161	175.80
BELGIUM	2,872,533	2,346,942	-18.30	10,054,922	7,998,424	-20.45
SWITZERLAND	34,721	78,881	127.19	161,398	195,958	21.41
DENMARK	378,884	311,390	-17.81	1,804,011	1,175,048	-34.86
NORWAY	139,489	141,393	1.36	392,669	597,046	52.05
SWEDEN	333,192	201,076	-39.65	1,033,887	1,064,522	2.96
FINLAND	657,205	465,213	-29.21	1,890,275	1,490,805	-21.13
IRELAND	226,118	184,511	-18.40	484,947	347,556	-28.33
ITALY	3,810,974	2,713,653	-28.79	10,460,175	7,345,181	-29.78
SPAIN	2,865,014	1,895,721	-33.83	8,444,411	5,602,470	-33.65
PORTUGAL	428,577	248,277	-42.07	1,185,156	686,483	-42.08
ICELAND	14,484	4,597	-68.26	40,693	9,615	-76.37
GREECE	1,723,471	977,360	-43.29	4,745,055	2,310,418	-51.31
DEMOCRATIC REPUBLIC OF THE C	0	3,920	-	0	10,004	-
HUNGARY	184,478	55,174	-70.09	525,610	227,119	-56.79
POLAND	1,115,648	756,725	-32.17	2,790,565	2,239,041	-19.76

TABEL 5. PERKEMBANGAN EKSPOR INDONESIA MENURUT KOMODITI DAN NEGARA TUJUAN

JENIS BARANG	BERAT BERSIH (KG)		PERUB	NILAI FOB (US \$)		PERUB
	JAN-JUL 2008	JAN-JUL 2009	%	JAN-JUL 2008	JAN-JUL 2009	%
(1)	(2)	(3)	(4)	(5)	(6)	(7)
ROMANIA	498,863	250,995	-49.69	1,265,573	684,638	-45.90
BULGARIA	177,286	103,110	-41.84	386,412	196,859	-49.05
YUGOSLAVIA	17,305	9,584	-44.62	47,246	34,367	-27.26
ALBANIA	0	554	-	0	240	-
ARMENIA	0	2,320	-	0	10,984	-
KAZAKHSTAN	23,245	15,466	-33.47	68,416	59,615	-12.86
KYRGYZSTAN	0	63,097	-	0	29,194	-
UKRAINE	679,161	149,495	-77.99	2,013,981	474,900	-76.42
UZBEKISTAN	2,665	0	-100.00	4,086	0	-100.00
LITHUANIA	83,850	30,065	-64.14	206,883	98,599	-52.34
LATVIA	249,575	78,533	-68.53	728,852	305,119	-58.14
ESTONIA	73,201	63,561	-13.17	341,438	212,788	-37.68
GEORGIA	21,880	0	-100.00	42,414	0	-100.00
CROATIA	130,614	97,063	-25.69	311,374	309,802	-0.50
BOSNIA AND HERZEGOVINA	232	0	-100.00	940	0	-100.00
MALTA	10,995	2,174	-80.23	40,674	16,624	-59.13
SLOVAKIA	261,999	14,010	-94.65	65,622	2,483	-96.22
SLOVENIA	287,379	113,018	-60.67	699,821	303,791	-56.59
CZECH REPUBLIC	68,352	59,610	-12.79	155,397	156,248	0.55
REP. OF MACEDONIA	3,813	0	-100.00	11,935	0	-100.00
RUSSIA FEDERATION	911,554	631,807	-30.69	3,572,933	2,416,604	-32.36
-DARI BAHAN LAINNYA	419,804,315	330,610,429	-21.25	1,001,482,913	820,515,557	-18.07
JAPAN	53,256,139	47,492,166	-10.82	94,381,083	89,992,777	-4.65
HONG KONG	471,013	358,620	-23.86	1,602,485	1,278,572	-20.21
KOREA, DEMOCRATIC PEOPLE'S RI	13,357	0	-100.00	11,656	0	-100.00
KOREA, REPUBLIC OF	8,179,229	6,030,689	-26.27	16,931,721	13,439,756	-20.62
TAIWAN	5,728,790	4,322,332	-24.55	13,614,608	10,597,429	-22.16
CHINA	2,791,571	1,895,882	-32.09	4,265,836	3,070,378	-28.02
MONGOLIA	9,148	0	-100.00	15,739	0	-100.00
MACAU	27,801	99,546	258.07	90,116	366,818	307.05
PAPUA NEW GUINEA	15,727	11,427	-27.34	27,460	16,009	-41.70
THAILAND	411,105	369,449	-10.13	1,073,365	1,034,256	-3.64
SINGAPORE	4,055,145	3,069,987	-24.29	9,066,678	7,164,455	-20.98
PHILIPPINES	1,239,072	900,006	-27.36	1,364,896	877,900	-35.68
MALAYSIA	15,973,699	13,473,913	-15.65	18,233,679	15,606,016	-14.41
MYANMAR (FORM. BURMA)	725	0	-100.00	17,573	0	-100.00
CAMBODIA	5,628	9,752	73.28	33,851	13,438	-60.30
BRUNEI DARUSSALAM	209,471	149,972	-28.40	321,815	234,728	-27.06
LAO PEOPLE'S DEMOCRATIC REPU	0	182	-	0	4,389	-
VIET NAM	240,122	84,166	-64.95	849,062	210,162	-75.25
MALDIVES	996,585	808,563	-18.87	2,255,777	1,574,622	-30.20
INDIA	1,366,710	1,359,548	-0.52	2,066,326	1,976,558	-4.34
PAKISTAN	144,094	4,988	-96.54	116,187	11,415	-90.18
BANGLADESH	5,245	49,926	851.88	17,845	129,601	626.26
SRI LANKA	406,086	340,140	-16.24	343,240	344,109	0.25
AFGHANISTAN	20,276	0	-100.00	18,215	0	-100.00
IRAN (ISLAMIC REPUBLIC OF)	312,029	176,589	-43.41	803,448	412,107	-48.71
SAUDI ARABIA	2,082,687	1,543,610	-25.88	2,383,125	1,938,798	-18.64
ISRAEL	1,054,548	855,185	-18.91	2,196,539	1,714,408	-21.95
KUWAIT	1,308,789	842,805	-35.60	1,766,550	1,177,234	-33.36
JORDAN	263,966	177,235	-32.86	529,466	348,884	-34.11
LEBANON	701,653	587,067	-16.33	1,292,691	1,390,028	7.53
YEMEN	439,467	237,848	-45.88	490,868	394,700	-19.59
OMAN	298,882	171,339	-42.67	293,906	224,242	-23.70
SYRIA ARAB REPUBLIC	121,549	119,529	-1.66	389,413	259,777	-33.29
TURKEY	1,594,066	1,050,563	-34.10	5,632,059	4,208,624	-25.27
UNITED ARAB EMIRATES	33,223,214	18,605,287	-44.00	24,955,433	14,623,768	-41.40
QATAR	331,184	110,629	-66.60	674,768	230,929	-65.78
BAHRAIN	464,359	193,337	-58.36	708,252	406,676	-42.58
CYPRUS	371,524	193,328	-47.96	1,523,401	953,736	-37.39
EGYPT	733,854	500,049	-31.86	1,325,751	683,113	-48.47
LIBYAN ARAB JAMAHIRIYA	209,246	698,636	233.88	215,441	752,892	249.47
MOROCCO	554,634	622,814	12.29	832,054	831,148	-0.11
TUNISIA	39,617	81,670	106.15	268,136	470,861	75.61
ALGERIA	144,141	107,406	-25.49	160,286	185,858	15.95
SUDAN	227,208	197,482	-13.08	289,524	220,307	-23.91
NAMIBIA	121,975	303,057	148.46	113,322	269,195	137.55
ETHIOPIA	50,039	81,803	63.48	55,352	103,608	87.18
TANZANIA, UNITED REPUBLIC OF	565,609	647,310	14.44	576,359	620,409	7.64
MADAGASCAR	26,680	47,994	79.89	51,679	29,009	-43.87
KENYA	383,180	247,957	-35.29	395,225	347,102	-12.18
REUNION	3,434,230	911,047	-73.47	4,166,499	3,836,345	-7.92
MOZAMBIQUE	39,438	70,035	77.58	73,286	197,446	169.42
BOTSWANA	23,654	0	-100.00	24,933	0	-100.00

TABEL 5. PERKEMBANGAN EKSPOR INDONESIA MENURUT KOMODITI DAN NEGARA TUJUAN

JENIS BARANG	BERAT BERSIH (KG)		PERUB	NILAI FOB (US \$)		PERUB
	JAN-JUL 2008	JAN-JUL 2009	%	JAN-JUL 2008	JAN-JUL 2009	%
(1)	(2)	(3)	(4)	(5)	(6)	(7)
EQUATORIAL GUINEA	33,165	0	-100.00	33,618	0	-100.00
TOGO	13,094	25,106	91.74	10,208	16,169	58.40
GHANA	162,421	51,838	-68.08	226,935	94,670	-58.28
GUINEA	0	20,546	-	0	39,778	-
ANGOLA	273,951	616,914	125.19	217,696	685,825	215.04
CONGO	114,931	73,268	-36.25	160,812	327,071	103.39
CAMEROON	201,588	23,661	-88.26	179,101	12,156	-93.21
NIGERIA	98,520	74,993	-23.88	194,037	158,239	-18.45
SIERRA LEONE	8,000	13,459	68.24	7,549	20,930	177.26
GABON	49,521	27,923	-43.61	73,517	68,221	-7.20
COTE D'IVOIRE	119,392	30,192	-74.71	127,657	35,121	-72.49
SENEGAL	55,377	9,926	-82.08	139,848	18,691	-86.63
MAURITANIA	0	22,171	-	0	16,555	-
MALI	31,441	0	-100.00	88,036	0	-100.00
BENIN	292,126	349,495	19.64	345,073	569,670	65.09
U.S. VIRGIN ISLANDS	82,042	72,820	-11.24	140,554	160,648	14.30
SEYCHELLES	143,061	145,107	1.43	468,482	410,622	-12.35
UGANDA	9,147	0	-100.00	13,910	0	-100.00
NIGER	6,179	0	-100.00	10,667	0	-100.00
DJIBOUTI	599,683	560,508	-6.53	371,252	356,895	-3.87
SAO TOME AND PRINCIPE	3,805	563	-85.20	4,089	200	-95.11
SWAZILAND	5,270	0	-100.00	8,143	0	-100.00
SOUTH AFRICA	3,059,778	1,843,186	-39.76	5,326,175	3,732,691	-29.92
ZAMBIA	35,172	10,525	-70.08	41,434	10,010	-75.84
MAURITIUS	561,610	419,678	-25.27	1,925,373	771,183	-59.95
RWANDA	68,059	78,765	15.73	75,270	93,064	23.64
VIRGIN ISLANDS (BRITISH)	23,059	43,273	87.66	63,619	129,059	102.86
AUSTRALIA	15,990,160	12,646,203	-20.91	29,888,477	23,169,188	-22.48
NEW ZEALAND	1,293,138	856,548	-33.76	2,809,844	1,933,794	-31.18
MICRONESIA, FEDERATED STATES	377	681	80.64	1,925	665	-65.45
GUAM	34,403	14,729	-57.19	73,289	25,956	-64.58
PALAU	0	275	-	0	566	-
NEW CALEDONIA	580,924	363,935	-37.35	1,068,755	572,999	-46.39
SAINT VINCENT AND THE GRENADI	47,336	41,935	-11.41	129,568	56,154	-56.66
VANUATU	26,245	50,499	92.41	59,809	60,085	0.46
WALLIS AND FUTUNA ISLANDS	14,086	25,517	81.15	23,986	35,778	49.16
AMERICAN SAMOA	0	2,288	-	0	15,205	-
COOK ISLANDS	1,799	3,000	66.76	28,799	1,089	-96.22
FIJI	133,056	144,223	8.39	512,483	948,343	85.05
SAMOA	2,505	394	-84.27	4,777	1,035	-78.33
SOLOMON ISLANDS	6,824	0	-100.00	19,048	0	-100.00
TONGA	13,339	0	-100.00	11,809	0	-100.00
EAST TIMOR	102,121	148,900	45.81	79,270	114,608	44.58
UNITED STATES	96,855,671	76,175,422	-21.35	305,356,094	246,465,951	-19.29
CANADA	6,833,585	3,625,132	-46.95	18,267,094	11,303,514	-38.12
MEXICO	764,588	334,437	-56.26	2,170,942	947,337	-56.36
GUATEMALA	100,352	59,199	-41.01	157,050	114,315	-27.21
HONDURAS	40,276	26,595	-33.97	43,866	36,801	-16.11
NICARAGUA	10,803	369	-96.58	23,110	752	-96.75
PANAMA	637,691	223,265	-64.99	994,650	425,461	-57.23
CUBA	5,912	0	-100.00	14,039	0	-100.00
SURINAME	111,441	97,075	-12.89	210,601	173,178	-17.77
CHILE	184,403	88,988	-51.74	415,826	228,309	-45.10
VENEZUELA	110,770	62,934	-43.18	215,689	136,203	-36.85
ARGENTINA	566,338	316,539	-44.11	1,123,798	744,955	-33.71
BRAZIL	250,303	181,475	-27.50	545,834	415,740	-23.83
COLOMBIA	149,595	112,347	-24.90	276,367	227,346	-17.74
BOLIVIA	0	1,342	-	0	10,889	-
URUGUAY	18,305	60,530	230.67	40,997	145,276	254.36
PARAGUAY	0	9,261	-	0	14,121	-
ECUADOR	23,084	15,421	-33.20	147,027	29,569	-79.89
PERU	40,207	54,876	36.48	131,771	157,484	19.51
GUYANA	2,852	0	-100.00	3,823	0	-100.00
TRINIDAD AND TOBAGO	97,762	51,638	-47.18	190,305	109,598	-42.41
BAHAMAS	39,055	17,657	-54.79	61,625	25,397	-58.79
JAMAICA	152,829	62,064	-59.39	414,152	120,956	-70.79
PUERTO RICO	621,002	448,619	-27.76	1,357,818	1,046,315	-22.94
BELIZE	341	4,753	1,293.84	955	10,216	969.74
DOMINICAN REPUBLIC	752,841	241,653	-67.90	1,779,133	670,738	-62.30
EL SALVADOR	14,232	0	-100.00	31,444	0	-100.00
COSTA RICA	126,146	37,424	-70.33	281,001	56,505	-79.89
HAITI	9,200	16,099	74.99	24,578	36,122	46.97
BARBADOS	65,283	42,370	-35.10	145,000	47,816	-67.02
ANTIGUA AND BARBUDA	5,538	57,322	935.07	35,021	72,475	106.95
ANGUILLA	17,355	21,812	25.68	33,203	34,251	3.16

TABEL 5. PERKEMBANGAN EKSPOR INDONESIA MENURUT KOMODITI DAN NEGARA TUJUAN

JENIS BARANG	BERAT BERSIH (KG)		PERUB	NILAI FOB (US \$)		PERUB
	JAN-JUL 2008	JAN-JUL 2009	%	JAN-JUL 2008	JAN-JUL 2009	%
(1)	(2)	(3)	(4)	(5)	(6)	(7)
BANGLADESH	7,290,130	12,534,765	71.94	1,348,950	2,498,866	85.25
SRI LANKA	5,432,599	3,860,495	-28.94	1,202,908	909,544	-24.39
IRAN (ISLAMIC REPUBLIC OF)	100,000	0	-100.00	114,000	0	-100.00
SAUDI ARABIA	410,740	0	-100.00	598,953	0	-100.00
LEBANON	0	13,500	-	0	28,525	-
OMAN	0	202,045	-	0	17,105	-
SYRIA ARAB REPUBLIC	0	4,321	-	0	10,736	-
TURKEY	774,106	9,317	-98.80	212,276	22,412	-89.44
UNITED ARAB EMIRATES	1,038,937	91,811	-91.16	1,584,384	362,497	-77.12
QATAR	21,900	66	-99.70	8,450	330	-96.09
BAHRAIN	700,200	628,800	-10.20	873,808	636,680	-27.14
EGYPT	2,044,500	3,000	-99.85	311,890	5,880	-98.11
SUDAN	107,250	42,900	-60.00	24,668	9,953	-59.65
TANZANIA, UNITED REPUBLIC OF	4,300,000	2,188,000	-49.12	525,750	201,430	-61.69
MADAGASCAR	321,500	358,399	11.48	61,175	86,499	41.40
KENYA	3,710,000	4,333,999	16.82	447,590	350,475	-21.70
CAMEROON	0	96,000	-	0	15,973	-
NIGERIA	328,648	715,992	117.86	377,513	583,898	54.67
SOUTH AFRICA	459,020	231,636	-49.54	238,473	326,550	36.93
ZAMBIA	0	18,000	-	0	4,938	-
MAURITIUS	1,148,576	2,367,085	106.09	156,932	265,511	69.19
AUSTRALIA	30,160,175	37,595,627	24.65	12,202,084	10,627,682	-12.90
NEW ZEALAND	1,147,184	1,190,232	3.75	1,289,655	624,615	-51.57
NEW CALEDONIA	410	150	-63.41	1,950	433	-77.79
FIJI	2,025,000	50,000	-97.53	394,875	7,850	-98.01
EAST TIMOR	11,447	37,935	231.40	6,720	26,958	301.16
UNITED STATES	20,392,141	12,807,432	-37.19	6,098,394	3,638,946	-40.33
CANADA	181,290	15,000	-91.73	140,234	9,675	-93.10
MEXICO	0	11,505,250	-	0	2,177,805	-
PANAMA	0	1,237,000	-	0	424,291	-
ARGENTINA	0	20,100	-	0	8,421	-
PERU	0	60	-	0	168	-
UNITED KINGDOM	567,230	1,059,820	86.84	406,626	297,076	-26.94
NETHERLANDS	150,200	23,284	-84.50	130,685	12,525	-90.42
FRANCE	388,041	0	-100.00	342,678	0	-100.00
GERMANY, FED. REP. OF	341,297	64,900	-80.98	326,572	130,722	-59.97
AUSTRIA	21	0	-100.00	300	0	-100.00
BELGIUM	327,123	190,948	-41.63	305,042	85,202	-72.07
DENMARK	100,000	100,000	0.00	95,300	43,000	-54.88
NORWAY	0	120,000	-	0	53,000	-
SWEDEN	40,000	20,402	-49.00	43,000	10,149	-76.40
FINLAND	178,212	5	-100.00	184,852	1,500	-99.19
IRELAND	40,000	0	-100.00	42,400	0	-100.00
ITALY	748,000	450,000	-39.84	544,078	204,016	-62.50
SPAIN	382,000	410,000	7.33	391,995	201,888	-48.50
POLAND	373,000	44,000	-88.20	349,795	20,020	-94.28
BULGARIA	20,000	0	-100.00	9,600	0	-100.00
KAZAKHSTAN	15,960	15,960	0.00	16,000	34,600	116.25
LITHUANIA	40,000	0	-100.00	34,230	0	-100.00
SLOVAKIA	120,000	20,000	-83.33	194,040	14,308	-92.63
-ORGANIK	1,497,817,018	1,099,429,174	-26.60	1,208,180,270	761,093,510	-37.00
JAPAN	212,071,254	71,234,896	-66.41	103,793,940	62,425,058	-39.86
HONG KONG	6,849,854	5,196,789	-24.13	12,044,106	6,238,140	-48.21
KOREA, DEMOCRATIC PEOPLE'S RI	408,520	119,676	-70.70	544,866	197,303	-63.79
KOREA, REPUBLIC OF	99,369,738	24,596,371	-75.25	75,653,237	28,691,719	-62.07
TAIWAN	200,665,835	39,232,117	-80.45	43,450,254	18,906,941	-56.49
CHINA	225,835,831	378,250,901	67.49	209,305,956	208,302,983	-0.48
MACAU	31,640	1,184	-96.26	3,020	271,860	8,901.99
PAPUA NEW GUINEA	15,138	16,571	9.47	29,455	27,130	-7.89
THAILAND	153,496,749	111,794,969	-27.17	118,972,985	61,967,966	-47.91
SINGAPORE	51,393,592	3,847,308	-92.51	55,577,683	7,849,226	-85.88
PHILIPPINES	37,019,832	34,937,445	-5.63	23,352,578	19,435,912	-16.77
MALAYSIA	214,820,229	172,133,238	-19.87	153,184,221	80,910,959	-47.18
MYANMAR (FORM. BURMA)	592,982	508,648	-14.22	657,020	349,389	-46.82
CAMBODIA	1,379,910	480,876	-65.15	1,782,405	790,190	-55.67
BRUNEI DARUSSALAM	52,661	25,417	-51.73	87,024	79,939	-8.14
NEPAL	112,517	0	-100.00	106,610	0	-100.00
VIET NAM	46,338,223	50,163,416	8.25	51,209,890	32,142,149	-37.23
MALDIVES	4,967	3,676	-25.99	5,378	7,880	46.52
INDIA	34,654,651	39,657,016	14.43	38,435,235	32,095,897	-16.49
PAKISTAN	3,864,496	6,093,483	57.68	6,867,316	8,876,081	29.25
BANGLADESH	4,459,574	2,210,294	-50.44	5,223,224	1,888,815	-63.84
SRI LANKA	2,783,899	1,762,261	-36.70	3,597,713	2,894,966	-19.53
AFGHANISTAN	0	22,118	-	0	68,944	-

TABEL 5. PERKEMBANGAN EKSPOR INDONESIA MENURUT KOMODITI DAN NEGARA TUJUAN

JENIS BARANG	BERAT BERSIH (KG)		PERUB	NILAI FOB (US \$)		PERUB
	JAN-JUL 2008	JAN-JUL 2009	%	JAN-JUL 2008	JAN-JUL 2009	%
(1)	(2)	(3)	(4)	(5)	(6)	(7)
IRAN (ISLAMIC REPUBLIC OF)	3,309,040	3,699,228	11.79	5,077,996	3,765,351	-25.85
SAUDI ARABIA	4,324,469	4,579,513	5.90	5,569,623	3,976,438	-28.60
ISRAEL	678,259	1,072,102	58.07	1,188,741	1,391,778	17.08
KUWAIT	24,148	23,872	-1.14	119,675	104,386	-12.78
JORDAN	371,098	837,620	125.71	564,271	751,540	33.19
LEBANON	105,000	87,500	-16.67	198,156	111,310	-43.83
YEMEN	3,854	22,571	485.65	2,865	17,498	510.75
OMAN	19,660	0	-100.00	51,698	0	-100.00
SYRIA ARAB REPUBLIC	571,822	841,028	47.08	525,049	937,300	78.52
TURKEY	7,874,739	4,108,985	-47.82	11,394,945	4,766,725	-58.17
UNITED ARAB EMIRATES	6,873,745	1,085,707	-84.21	10,057,643	1,367,068	-86.41
QATAR	13,856	6,201	-55.25	45,665	16,300	-64.31
CYPRUS	34,999	0	-100.00	53,816	0	-100.00
EGYPT	2,506,738	3,960,074	57.98	2,959,193	2,838,615	-4.07
LIBYAN ARAB JAMAHIRIYA	3,534	15,836	348.10	18,655	23,964	28.46
MOROCCO	43,200	214,180	395.79	22,832	130,331	470.83
TUNISIA	84,600	0	-100.00	113,132	0	-100.00
ALGERIA	386,150	333,500	-13.63	464,683	160,880	-65.38
SUDAN	222,283	719,233	223.57	810,040	454,469	-43.90
ETHIOPIA	0	201,600	-	0	106,656	-
TANZANIA, UNITED REPUBLIC OF	702,600	448,000	-36.24	880,233	206,538	-76.54
MADAGASCAR	62,400	175,438	181.15	93,264	311,400	233.89
KENYA	350,936	239,802	-31.67	587,360	358,310	-39.00
REUNION	0	18,000	-	0	11,700	-
MOZAMBIQUE	100,000	84,000	-16.00	160,400	47,800	-70.20
TOGO	21,600	5,114	-76.32	11,872	4,579	-61.43
GHANA	525,765	469,530	-10.70	478,289	367,810	-23.10
LIBERIA	23,392	0	-100.00	34,929	0	-100.00
ANGOLA	3,240,000	21,600	-99.33	1,976,400	8,424	-99.57
CAMEROON	121,600	366,933	201.75	174,024	209,799	20.56
NIGERIA	13,789,756	7,736,181	-43.90	16,651,769	6,751,698	-59.45
SIERRA LEONE	88,450	72,576	-17.95	109,678	111,768	1.91
COTE D'IVOIRE	1,111,451	197,200	-82.26	1,136,813	1,998,346	75.78
SENEGAL	0	21,600	-	0	9,972	-
BENIN	100,250	37,085	-63.01	82,275	109,603	33.22
DJIBOUTI	0	542,700	-	0	438,344	-
SWAZILAND	426	0	-100.00	45,365	0	-100.00
SOUTH AFRICA	3,972,332	3,809,567	-4.10	5,077,912	3,043,949	-40.06
MALAWI	524,000	219,500	-58.11	864,840	119,270	-86.21
MAURITIUS	63,235	803,197	1,170.18	88,813	342,612	285.77
AUSTRALIA	13,454,496	8,867,158	-34.10	20,792,258	10,242,289	-50.74
NEW ZEALAND	2,157,849	1,195,569	-44.59	2,887,827	1,541,218	-46.63
GUAM	15,618	15,618	0.00	22,197	24,209	9.06
NEW CALEDONIA	32	11	-65.63	144	207	43.75
AMERICAN SAMOA	0	20,918	-	0	38,853	-
FIJI	0	760	-	0	980	-
SAMOA	0	40,101	-	0	17,031	-
SOLOMON ISLANDS	7,098	0	-100.00	16,432	0	-100.00
TONGA	34	0	-100.00	27	0	-100.00
EAST TIMOR	0	43,127	-	0	16,866	-
UNITED STATES	26,651,360	24,454,902	-8.24	48,552,382	28,648,849	-40.99
CANADA	3,098,675	4,145,594	33.79	4,679,064	4,179,848	-10.67
MEXICO	579,269	1,237,840	113.69	1,199,015	1,627,986	35.78
GUATEMALA	196,100	101,779	-48.10	118,889	46,049	-61.27
PANAMA	22,000	6,000	-72.73	46,570	76,345	63.94
SURINAME	0	163	-	0	675	-
CHILE	550,649	247,699	-55.02	411,129	219,074	-46.71
VENEZUELA	45,600	194,400	326.32	86,304	95,485	10.64
ARGENTINA	1,095,060	1,252,811	14.41	1,597,101	1,152,926	-27.81
BRAZIL	3,161,145	3,657,616	15.71	4,187,385	4,912,765	17.32
COLOMBIA	522,455	689,501	31.97	1,039,046	826,263	-20.48
BOLIVIA	39,000	0	-100.00	112,575	0	-100.00
URUGUAY	45,200	1,500	-96.68	410,958	384,750	-6.38
PARAGUAY	86,400	0	-100.00	48,325	0	-100.00
ECUADOR	18,000	14,400	-20.00	20,520	19,675	-4.12
PERU	296,200	521,106	75.93	412,151	528,743	28.29
TRINIDAD AND TOBAGO	174	0	-100.00	1,375	0	-100.00
JAMAICA	14,837	27,493	85.30	23,902	30,657	28.26
DOMINICAN REPUBLIC	18,000	127,200	606.67	35,608	155,628	337.06
EL SALVADOR	22,300	0	-100.00	50,706	0	-100.00
COSTA RICA	600	0	-100.00	4,288	0	-100.00
DOMINICA	21,600	41,600	92.59	11,818	19,067	61.34
GRENADA	84,000	0	-100.00	90,750	0	-100.00
UNITED KINGDOM	5,028,655	4,009,622	-20.26	8,178,625	4,521,745	-44.71
NETHERLANDS	29,771,388	19,901,003	-33.15	42,082,705	23,890,242	-43.23

TABEL 5. PERKEMBANGAN EKSPOR INDONESIA MENURUT KOMODITI DAN NEGARA TUJUAN

JENIS BARANG	BERAT BERSIH (KG)		PERUB	NILAI FOB (US \$)		PERUB
	JAN-JUL 2008	JAN-JUL 2009	%	JAN-JUL 2008	JAN-JUL 2009	%
(1)	(2)	(3)	(4)	(5)	(6)	(7)
FRANCE	1,080,092	1,862,776	72.46	1,938,434	1,673,285	-13.68
GERMANY, FED. REP. OF	9,105,546	10,898,188	19.69	17,245,639	17,336,943	0.53
AUSTRIA	332	0	-100.00	16,504	0	-100.00
BELGIUM	20,766,325	8,117,042	-60.91	35,288,234	19,097,942	-45.88
SWITZERLAND	219,005	8,734	-96.01	526,951	170,964	-67.56
DENMARK	1,091,820	2,189,740	100.56	960,415	1,707,806	77.82
NORWAY	140,374	254,769	81.49	167,235	304,433	82.04
SWEDEN	840,539	698,500	-16.90	1,298,576	925,264	-28.75
FINLAND	1,525,500	1,129,500	-25.96	2,102,628	1,640,537	-21.98
IRELAND	133,800	173,502	29.67	688,732	260,253	-62.21
ITALY	3,756,246	2,631,015	-29.96	5,544,627	2,615,183	-52.83
SPAIN	6,985,495	9,609,595	37.56	9,757,804	9,750,524	-0.07
PORTUGAL	449,998	277,620	-38.31	661,743	235,402	-64.43
GREECE	2,505,058	165,195	-93.41	3,049,484	185,120	-93.93
DEMOCRATIC REPUBLIC OF THE C	254,562	87,000	-65.82	388,131	158,174	-59.25
HUNGARY	29,400	58,803	100.01	68,062	147,040	116.04
POLAND	3,541,000	1,340,498	-62.14	4,895,266	2,061,983	-57.88
ROMANIA	59,596	157,500	164.28	92,399	169,397	83.33
BULGARIA	187,473	175,955	-6.14	394,349	168,851	-57.18
YUGOSLAVIA	21,600	0	-100.00	12,312	0	-100.00
BELARUS	19,980	39,960	100.00	10,989	21,479	95.46
TAJIKISTAN	10,000	0	-100.00	23,700	0	-100.00
TURKMENISTAN	50,750	0	-100.00	242,278	0	-100.00
UKRAINE	432,650	862,000	99.24	833,888	1,168,345	40.11
LITHUANIA	717,479	2,713,460	278.19	1,290,792	2,006,338	55.43
LATVIA	35,000	0	-100.00	57,560	0	-100.00
ESTONIA	234,396	53,500	-77.18	220,603	66,324	-69.94
CROATIA	614	87,500	14,150.81	1,500	127,935	8,429.00
SLOVENIA	713,499	338,500	-52.56	1,033,583	544,193	-47.35
CZECH REPUBLIC	194,000	392,000	102.06	278,125	391,471	40.75
RUSSIA FEDERATION	7,239,616	4,925,388	-31.97	10,392,621	5,147,921	-50.47
-LAINNYA	132,308,383	94,805,468	-28.35	117,380,908	45,626,962	-61.13
JAPAN	9,036,658	2,359	-99.97	8,177,804	76,162	-99.07
HONG KONG	341,045	2,291	-99.33	465,185	9,202	-98.02
KOREA, REPUBLIC OF	44,037,532	37,797,984	-14.17	40,883,373	18,076,059	-55.79
TAIWAN	431,813	12,385	-97.13	664,154	20,596	-96.90
CHINA	697,394	270,795	-61.17	894,895	320,917	-64.14
THAILAND	35,882,780	274,118	-99.24	32,155,124	315,928	-99.02
SINGAPORE	22,470,876	49,526,822	120.40	18,840,246	21,680,464	15.08
PHILIPPINES	795,037	1,099,478	38.29	894,716	1,168,564	30.61
MALAYSIA	13,209,209	186,407	-98.59	9,750,051	303,588	-96.89
CAMBODIA	0	14	-	0	150	-
BRUNEI DARUSSALAM	17,014	17,051	0.22	18,440	15,878	-13.89
VIET NAM	35,813	18,370	-48.71	116,854	42,579	-63.56
MALDIVES	311	0	-100.00	239	0	-100.00
INDIA	3,796	1,337	-64.78	14,580	1,885	-87.07
PAKISTAN	2,298	0	-100.00	8,889	0	-100.00
BANGLADESH	47,999	61,962	29.09	80,840	132,448	63.84
SRI LANKA	8,184	2,568	-68.62	18,853	5,015	-73.40
IRAN (ISLAMIC REPUBLIC OF)	0	58	-	0	5	-
JORDAN	0	27,153	-	0	35,585	-
LEBANON	29,316	14,475	-50.62	47,471	28,053	-40.90
YEMEN	0	29,811	-	0	52,181	-
TURKEY	14,136	0	-100.00	19,543	0	-100.00
UNITED ARAB EMIRATES	288	5,304,089	1,841,597.57	1,073	3,159,263	294,332.71
MAURITIUS	0	12,112	-	0	23,140	-
AUSTRALIA	232,517	48,373	-79.20	314,499	76,697	-75.61
NEW ZEALAND	2,862	0	-100.00	9,646	0	-100.00
FIJI	324	11,893	3,570.68	1,318	20,250	1,436.42
EAST TIMOR	0	66,830	-	0	8,302	-
UNITED STATES	5,010,733	8,864	-99.82	3,980,087	25,392	-99.36
CANADA	28	0	-100.00	91	0	-100.00
URUGUAY	0	7,800	-	0	28,626	-
NETHERLANDS	1	47	4,600.00	2	26	1,200.00
FRANCE	11	0	-100.00	70	0	-100.00
GERMANY, FED. REP. OF	403	22	-94.54	22,535	7	-99.97
ITALY	5	0	-100.00	330	0	-100.00
PUPUK	137,825,914	281,811,495	104.47	67,328,920	121,276,659	80.13
JAPAN	23,645,200	13,820,499	-41.55	3,421,237	2,045,137	-40.22
HONG KONG	374	927	147.86	2,416	1,511	-37.46
KOREA, REPUBLIC OF	980,070	7,102,932	624.74	103,134	2,269,248	2,100.29
TAIWAN	725,578	12,426,724	1,612.67	150,292	3,393,775	2,158.12
CHINA	68,758	6,360,500	9,150.56	64,720	3,795,358	5,764.27

TABEL 5. PERKEMBANGAN EKSPOR INDONESIA MENURUT KOMODITI DAN NEGARA TUJUAN

JENIS BARANG	BERAT BERSIH (KG)		PERUB	NILAI FOB (US \$)		PERUB
	JAN-JUL 2008	JAN-JUL 2009	%	JAN-JUL 2008	JAN-JUL 2009	%
(1)	(2)	(3)	(4)	(5)	(6)	(7)
PAPUA NEW GUINEA	0	39,999	-	0	23,000	-
THAILAND	27,662,046	16,761,303	-39.41	20,120,642	4,695,582	-76.66
SINGAPORE	360,946	1,245,163	244.97	46,767	401,741	759.03
PHILIPPINES	19,310,615	39,709,703	105.64	10,358,740	11,117,001	7.32
MALAYSIA	28,689,642	80,850,691	181.81	18,401,048	34,250,431	86.13
MYANMAR (FORM. BURMA)	600,000	15,077,090	2,412.85	320,205	4,428,443	1,283.00
BRUNEI DARUSSALAM	60,631	0	-100.00	3,028	0	-100.00
VIET NAM	2,600,000	18,142,622	597.79	331,475	7,179,704	2,065.99
MALDIVES	5,428	0	-100.00	4,132	0	-100.00
INDIA	100	39,653,364	39,653,264.00	320	31,366,356	9,801,886.25
BANGLADESH	3,000,000	112,999	-96.23	970,500	65,854	-93.21
KUWAIT	0	22,999	-	0	11,362	-
JORDAN	66,000	0	-100.00	47,520	0	-100.00
OMAN	132,000	193,050	46.25	34,920	18,720	-46.39
TURKEY	0	60,000	-	0	45,055	-
UNITED ARAB EMIRATES	285,799	0	-100.00	45,820	0	-100.00
EGYPT	60,000	40,000	-33.33	39,855	30,785	-22.76
MADAGASCAR	246,110	0	-100.00	188,500	0	-100.00
KENYA	690,000	1,149,999	66.67	518,650	662,653	27.76
GAMBIA	0	7,300,000	-	0	1,058,500	-
SOUTH AFRICA	0	150,000	-	0	116,637	-
AUSTRALIA	5,164,287	3,752,499	-27.34	1,789,770	1,220,742	-31.79
NEW ZEALAND	606,340	1,006,998	66.08	148,767	242,450	62.97
EAST TIMOR	0	99,246	-	0	52,061	-
UNITED STATES	21,159,809	292,374	-98.62	9,364,584	106,926	-98.86
CANADA	0	20,000	-	0	2,000	-
BRAZIL	86,184	0	-100.00	308,807	0	-100.00
COLOMBIA	0	15,828,084	-	0	12,504,186	-
NETHERLANDS	20,000	57,450	187.25	10,905	35,760	227.92
FRANCE	682,000	220,000	-67.74	161,964	34,980	-78.40
LUXEMBOURG	0	1,000	-	0	157	-
SWEDEN	20,000	0	-100.00	770	0	-100.00
IRELAND	110,000	264,000	140.00	21,450	72,600	238.46
MALTA	0	49,280	-	0	27,944	-
RUSSIA FEDERATION	787,997	0	-100.00	347,982	0	-100.00
PRODUK PHARMASI	6,926,047	6,402,000	-7.57	109,207,680	111,406,468	2.01
JAPAN	114,583	115,974	1.21	7,908,600	12,068,506	52.60
HONG KONG	97,751	126,020	28.92	1,711,986	2,643,342	54.40
KOREA, REPUBLIC OF	86,284	52,436	-39.23	14,949,562	9,404,097	-37.09
TAIWAN	4,150	10,761	159.30	149,227	639,141	328.30
CHINA	50,054	44,749	-10.60	897,005	330,094	-63.20
MONGOLIA	33,005	39,022	18.23	287,463	319,153	11.02
MACAU	1,053	28,341	2,591.45	59,584	11,404	-80.86
PAPUA NEW GUINEA	6,100	1,205	-80.25	74,870	40,742	-45.58
THAILAND	696,168	1,023,171	46.97	9,233,989	10,515,876	13.88
SINGAPORE	311,105	270,588	-13.02	2,838,396	2,800,061	-1.35
PHILIPPINES	1,056,494	1,086,432	2.83	12,003,045	19,237,034	60.27
MALAYSIA	901,674	567,721	-37.04	4,403,960	3,361,617	-23.67
MYANMAR (FORM. BURMA)	662,338	758,605	14.53	3,132,788	4,265,610	36.16
CAMBODIA	109,628	130,028	18.61	1,746,928	1,874,094	7.28
BRUNEI DARUSSALAM	23,941	8,334	-65.19	74,746	43,484	-41.82
LAO PEOPLE'S DEMOCRATIC REPU	1	0	-100.00	10	0	-100.00
NEPAL	3,355	3,921	16.87	461,052	288,172	-37.50
VIET NAM	164,063	164,535	0.29	5,293,060	5,280,674	-0.23
MALDIVES	0	30	-	0	3,180	-
INDIA	113,706	8,917	-92.16	14,360,768	10,267,804	-28.50
PAKISTAN	80,298	44,338	-44.78	417,417	558,349	33.76
BANGLADESH	40,115	0	-100.00	25,364	0	-100.00
SRI LANKA	342,311	396,518	15.84	2,722,826	2,366,739	-13.08
AFGHANISTAN	61,002	101,817	66.91	296,586	167,420	-43.55
SAUDI ARABIA	976	11,779	1,106.86	1,370	10,992	702.34
JORDAN	8,752	0	-100.00	49,674	0	-100.00
LEBANON	140	0	-100.00	8,050	0	-100.00
YEMEN	2,549	7,295	186.19	137,221	237,026	72.73
SYRIA ARAB REPUBLIC	5	1,502	29,940.00	154	61,599	39,899.35
TURKEY	0	1,123	-	0	253,000	-
UNITED ARAB EMIRATES	11,608	6,027	-48.08	99,342	33,575	-66.20
QATAR	0	1,537	-	0	17,900	-
BAHRAIN	605	586	-3.14	12,192	12,788	4.89
EGYPT	5	32,089	641,680.00	4	21,887	547,075.00
LIBYAN ARAB JAMAHIRIYA	6,388	162	-97.46	22,139	16,473	-25.59
MOROCCO	592	0	-100.00	30,800	0	-100.00
ALGERIA	3,105	872	-71.92	816,500	227,300	-72.16
ERITREA	0	1,691	-	0	102,002	-

TABEL 5. PERKEMBANGAN EKSPOR INDONESIA MENURUT KOMODITI DAN NEGARA TUJUAN

JENIS BARANG	BERAT BERSIH (KG)		PERUB	NILAI FOB (US \$)		PERUB
	JAN-JUL 2008	JAN-JUL 2009	%	JAN-JUL 2008	JAN-JUL 2009	%
(1)	(2)	(3)	(4)	(5)	(6)	(7)
ETHIOPIA	7,287	0	-100.00	379,071	0	-100.00
TANZANIA, UNITED REPUBLIC OF	5,517	7,652	38.70	5,257	5,370	2.15
MADAGASCAR	0	1,014	-	0	61,136	-
KENYA	3,537	2,886	-18.41	206,384	260,422	26.18
EQUATORIAL GUINEA	14,436	302	-97.91	166,056	18,252	-89.01
TOGO	111,770	55,457	-50.38	894,525	615,223	-31.22
GHANA	27,436	230	-99.16	333,611	862	-99.74
LIBERIA	602	0	-100.00	31,339	0	-100.00
GUINEA	2,288	2	-99.91	10,108	3	-99.97
CAMEROON	4,109	10,787	162.52	641,089	654,938	2.16
NIGERIA	687,180	574,675	-16.37	7,184,990	10,764,913	49.83
GABON	30,626	0	-100.00	347,814	0	-100.00
COTE D'IVOIRE	7,138	21,429	200.21	101,616	984,356	868.70
SENEGAL	12,889	3,491	-72.91	174,902	35,376	-79.77
MAURITANIA	602	0	-100.00	43,506	0	-100.00
MALI	6,289	280	-95.55	327,173	16,900	-94.83
BENIN	44,652	17,148	-61.60	378,944	70,126	-81.49
GAMBIA	0	404	-	0	25,439	-
SEYCHELLES	526	3,147	498.29	1,044	7,464	614.94
UGANDA	3,310	2,962	-10.51	179,354	178,802	-0.31
CENTRAL AFRICAN REPUBLIC	296	0	-100.00	15,400	0	-100.00
NIGER	2,763	0	-100.00	220,277	0	-100.00
CHAD	13,748	141	-98.97	10,275	10,000	-2.68
DJIBOUTI	0	4,469	-	0	24,863	-
SAO TOME AND PRINCIPE	49	0	-100.00	4,121	0	-100.00
SOUTH AFRICA	9,626	12,353	28.33	240,824	279,652	16.12
ZIMBABWE	4,360	0	-100.00	248,676	0	-100.00
ZAMBIA	1,164	1,601	37.54	60,561	86,520	42.86
MALAWI	7,431	0	-100.00	480,172	0	-100.00
BURUNDI	840	0	-100.00	48,300	0	-100.00
MAURITIUS	1,819	1,376	-24.35	21,286	13,631	-35.96
AUSTRALIA	280,273	308,112	9.93	5,992,696	5,498,607	-8.24
NEW ZEALAND	69,309	46,356	-33.12	719,110	589,786	-17.98
NORTHERN MARIANA ISLANDS	0	317	-	0	963	-
COOK ISLANDS	7,003	1,655	-76.37	8,227	2,216	-73.06
FIJI	302	1,749	479.14	3,379	11,580	242.70
SAMOA	0	1,415	-	0	1,008	-
TONGA	0	70	-	0	102	-
EAST TIMOR	30,753	20,354	-33.81	133,065	37,180	-72.06
UNITED STATES	228,154	144,582	-36.63	152,587	127,701	-16.31
CANADA	7,502	0	-100.00	20,000	0	-100.00
MEXICO	2,187	1,663	-23.96	777,688	224,292	-71.16
PANAMA	0	1,188	-	0	66,348	-
SURINAME	608	7,205	1,085.03	1,034	30,786	2,877.37
BRAZIL	0	32	-	0	5,963	-
ECUADOR	17,013	3,878	-77.21	353,365	92,982	-73.69
BARBADOS	98	86	-12.24	133	144	8.27
CAPE VERDE	52	0	-100.00	5,460	0	-100.00
UNITED KINGDOM	15,636	5,729	-63.36	342,499	353,936	3.34
NETHERLANDS	7,910	9,416	19.04	126,223	1,209,584	858.29
FRANCE	56,439	1,220	-97.84	794,872	136,987	-82.77
GERMANY, FED. REP. OF	56,616	22,208	-60.77	803,876	285,204	-64.52
AUSTRIA	2,657	0	-100.00	85,890	0	-100.00
BELGIUM	82,097	3,909	-95.24	591,178	29,210	-95.06
SWITZERLAND	8,412	38,046	352.28	25,939	146,567	465.04
DENMARK	106	0	-100.00	18,963	0	-100.00
NORWAY	211	42	-80.09	14,443	60	-99.58
SWEDEN	2,634	0	-100.00	17,898	0	-100.00
FINLAND	12	1,584	13,100.00	10	152,730	1,527,200.00
ITALY	106	467	340.57	20	223,939	1,119,595.00
SPAIN	6	0	-100.00	1	0	-100.00
PORTUGAL	1,752	0	-100.00	1,882	0	-100.00
GREECE	1,717	1,267	-26.21	23,951	6,131	-74.40
DEMOCRATIC REPUBLIC OF THE C	1,073	0	-100.00	178,000	0	-100.00
POLAND	32,192	414	-98.71	510,068	21,000	-95.88
ROMANIA	2,647	2,367	-10.58	262,486	166,027	-36.75
TAJIKISTAN	180	358	98.89	8,701	18,370	111.13
TURKMENISTAN	296	0	-100.00	31,200	0	-100.00
UZBEKISTAN	3,690	6,087	64.96	208,483	366,073	75.59
RUSSIA FEDERATION	210	292	39.05	11,000	5,609	-49.01
KULIT DAN BARANG DARI KULIT	7,016,509	5,114,407	-27.11	141,807,647	92,712,126	-34.62
JAPAN	147,381	122,159	-17.11	3,170,725	2,402,101	-24.24
HONG KONG	1,419,015	1,523,987	7.40	26,925,839	22,389,582	-16.85
KOREA, REPUBLIC OF	254,584	276,240	8.51	2,744,213	3,103,189	13.08

TABEL 5. PERKEMBANGAN EKSPOR INDONESIA MENURUT KOMODITI DAN NEGARA TUJUAN

JENIS BARANG	BERAT BERSIH (KG)		PERUB	NILAI FOB (US \$)		PERUB
	JAN-JUL 2008	JAN-JUL 2009	%	JAN-JUL 2008	JAN-JUL 2009	%
(1)	(2)	(3)	(4)	(5)	(6)	(7)
TAIWAN	62,303	82,847	32.97	972,519	1,104,766	13.60
CHINA	1,512,549	665,637	-55.99	28,670,822	11,760,484	-58.98
MACAU	1,439	1,170	-18.69	58,261	40,452	-30.57
PAPUA NEW GUINEA	120	9,259	7,615.83	449	3,180	608.24
THAILAND	278,747	291,288	4.50	5,382,909	4,478,538	-16.80
SINGAPORE	345,470	359,271	3.99	8,641,256	5,423,351	-37.24
PHILIPPINES	18,873	13,724	-27.28	210,309	175,743	-16.44
MALAYSIA	557,918	479,355	-14.08	10,393,655	8,017,503	-22.86
MYANMAR (FORM. BURMA)	173	0	-100.00	375	0	-100.00
CAMBODIA	0	4,119	-	0	105,596	-
BRUNEI DARUSSALAM	447	551	23.27	893	2,460	175.48
NEPAL	27	12	-55.56	2,940	1,975	-32.82
VIET NAM	321,089	164,880	-48.65	7,004,138	4,098,891	-41.48
MALDIVES	1,139	786	-30.99	25,200	25,642	1.75
INDIA	385,650	242,914	-37.01	6,316,048	3,888,313	-38.44
PAKISTAN	2,518	274	-89.12	46,437	8,583	-81.52
SRI LANKA	20,564	14,352	-30.21	103,152	256,173	148.35
IRAN (ISLAMIC REPUBLIC OF)	24,177	13,216	-45.34	63,123	51,791	-17.95
SAUDI ARABIA	742	468	-36.93	21,083	3,556	-83.13
ISRAEL	308	103	-66.56	960	306	-68.13
LEBANON	35	36	2.86	287	309	7.67
SYRIA ARAB REPUBLIC	106	197	85.85	600	1,080	80.00
TURKEY	9,500	17,779	87.15	15,593	56,279	260.92
UNITED ARAB EMIRATES	5,631	1,131	-79.91	17,575	14,901	-15.21
CYPRUS	233	533	128.76	1,354	2,819	108.20
EGYPT	916	0	-100.00	3,951	0	-100.00
MOROCCO	107	0	-100.00	642	0	-100.00
NAMIBIA	105	311	196.19	313	721	130.35
TANZANIA, UNITED REPUBLIC OF	8	4	-50.00	13	68	423.08
MADAGASCAR	0	406	-	0	1,453	-
KENYA	0	15	-	0	412	-
REUNION	239	131	-45.19	1,515	4,800	216.83
CAMEROON	1,561	0	-100.00	3,371	0	-100.00
NIGERIA	0	19	-	0	36	-
COTE D'IVOIRE	0	18	-	0	88	-
SENEGAL	0	3	-	0	10	-
SEYCHELLES	67	161	140.30	105	448	326.67
SOUTH AFRICA	2,035	51	-97.49	4,635	976	-78.94
MAURITIUS	1,734	850	-50.98	21,311	2,517	-88.19
VIRGIN ISLANDS (BRITISH)	34	0	-100.00	214	0	-100.00
AUSTRALIA	45,080	73,494	63.03	741,200	1,029,431	38.89
NEW ZEALAND	6,991	4,583	-34.44	46,764	87,774	87.70
GUAM	135	41	-69.63	642	481	-25.08
NEW CALEDONIA	726	1,314	80.99	1,969	7,598	285.88
VANUATU	0	794	-	0	980	-
AMERICAN SAMOA	612	0	-100.00	4,117	0	-100.00
FIJI	3,940	947	-75.96	8,851	18,398	107.86
EAST TIMOR	0	1,086	-	0	2,679	-
UNITED STATES	420,945	347,267	-17.50	15,308,998	12,430,843	-18.80
CANADA	2,127	1,931	-9.21	26,723	66,757	149.81
MEXICO	3,368	1,599	-52.52	101,704	89,916	-11.59
PANAMA	159	4	-97.48	299	380	27.09
SURINAME	0	235	-	0	338	-
CHILE	252	458	81.75	882	1,590	80.27
ARGENTINA	101	0	-100.00	247	0	-100.00
BRAZIL	7,423	69	-99.07	23,340	180	-99.23
URUGUAY	56	672	1,100.00	340	3,829	1,026.18
JAMAICA	999	21	-97.90	2,382	50	-97.90
PUERTO RICO	44	31	-29.55	321	460	43.30
BELIZE	1,062	0	-100.00	2,677	0	-100.00
DOMINICAN REPUBLIC	1,517	1,475	-2.77	2,422	3,333	37.61
COSTA RICA	166	0	-100.00	336	0	-100.00
HAITI	0	451	-	0	868	-
BARBADOS	0	2	-	0	105	-
BERMUDA	166	8	-95.18	790	37	-95.32
FRENCH POLYNESIA	3,057	322	-89.47	4,619	265	-94.26
MARTINIQUE	175	70	-60.00	1,634	105	-93.57
NETHERLANDS ANTILLES	1,667	490	-70.61	2,106	8,191	288.94
GUADELOUPE	0	57	-	0	47	-
UNITED KINGDOM	21,125	15,448	-26.87	482,458	227,663	-52.81
NETHERLANDS	87,677	28,009	-68.05	846,879	483,190	-42.94
FRANCE	25,112	17,565	-30.05	513,703	338,403	-34.12
GERMANY, FED. REP. OF	126,176	99,345	-21.26	4,372,052	3,221,053	-26.33
AUSTRIA	1,269	7,262	472.26	32,900	217,017	559.63
BELGIUM	4,026	577	-85.67	8,589	4,600	-46.44

TABEL 5. PERKEMBANGAN EKSPOR INDONESIA MENURUT KOMODITI DAN NEGARA TUJUAN

JENIS BARANG	BERAT BERSIH (KG)		PERUB	NILAI FOB (US \$)		PERUB
	JAN-JUL 2008	JAN-JUL 2009	%	JAN-JUL 2008	JAN-JUL 2009	%
	(1)	(2)	(3)	(4)	(5)	(6)
SOMALIA	22,756	22,010	-3.28	27,090	16,804	-37.97
KENYA	4,262,469	5,062,849	18.78	1,237,268	1,172,185	-5.26
REUNION	37,073	280,124	655.60	43,642	205,983	371.98
MOZAMBIQUE	62,896	104,715	66.49	43,928	49,178	11.95
BOTSWANA	0	67	-	0	281	-
TOGO	69,434	0	-100.00	69,800	0	-100.00
GHANA	884,949	235,974	-73.33	381,470	94,549	-75.21
LIBERIA	0	7	-	0	45	-
ANGOLA	687,444	933,719	35.82	248,766	481,846	93.69
CONGO	0	45,283	-	0	27,000	-
CAMEROON	222,138	87,512	-60.60	63,552	27,645	-56.50
NIGERIA	2,472,410	553,945	-77.59	1,248,180	229,063	-81.65
SIERRA LEONE	15	0	-100.00	13	0	-100.00
GABON	623	115	-81.54	1,058	343	-67.58
COTE D'IVOIRE	404,067	120,478	-70.18	158,430	63,167	-60.13
SENEGAL	292,128	343,127	17.46	292,192	267,349	-8.50
BENIN	59,593	33,890	-43.13	17,632	15,000	-14.93
U.S. VIRGIN ISLANDS	1,695	580	-65.78	8,203	6,890	-16.01
SEYCHELLES	64,809	19,654	-69.67	56,363	135,147	139.78
UGANDA	20,372	241	-98.82	14,639	570	-96.11
DJIBOUTI	166,211	48,156	-71.03	54,824	26,530	-51.61
SOUTH AFRICA	8,129,696	7,946,963	-2.25	3,962,584	3,640,985	-8.12
ZIMBABWE	112,359	29,677	-73.59	71,602	24,271	-66.10
BURUNDI	19,473	0	-100.00	6,735	0	-100.00
MAURITIUS	684,247	582,589	-14.86	292,839	234,875	-19.79
RWANDA	19,473	0	-100.00	6,696	0	-100.00
VIRGIN ISLANDS (BRITISH)	40,561	373	-99.08	18,093	1,412	-92.20
AUSTRALIA	42,907,426	24,625,238	-42.61	22,890,201	14,768,181	-35.48
NEW ZEALAND	15,980,646	9,179,836	-42.56	5,830,932	2,999,645	-48.56
MICRONESIA, FEDERATED STATES	713	0	-100.00	3,635	0	-100.00
GUAM	966	4,441	359.73	3,366	9,214	173.74
PALAU	264	26	-90.15	754	521	-30.90
NEW CALEDONIA	190,110	231,865	21.96	201,431	93,385	-53.64
SAINT VINCENT AND THE GRENADI	267	69,434	25,905.24	263	23,527	8,845.63
VANUATU	2,766	74,682	2,600.00	3,590	54,409	1,415.57
WALLIS AND FUTUNA ISLANDS	97	80	-17.53	156	160	2.56
AMERICAN SAMOA	0	52	-	0	328	-
COOK ISLANDS	473	935	97.67	5,258	4,180	-20.50
FIJI	109,447	128,659	17.55	103,717	60,604	-41.57
SAMOA	320,502	25,312	-92.10	139,793	19,217	-86.25
SOLOMON ISLANDS	15,105	10,322	-31.67	3,176	5,976	88.16
TONGA	802	28	-96.51	1,001	55	-94.51
EAST TIMOR	222,666	467,475	109.94	165,258	343,676	107.96
UNITED STATES	9,726,424	6,488,334	-33.29	9,605,311	5,712,579	-40.53
CANADA	707,622	1,009,563	42.67	682,292	488,175	-28.45
MEXICO	2,414,120	1,874,007	-22.37	1,474,219	1,138,883	-22.75
GUATEMALA	514,823	985,703	91.46	405,686	363,228	-10.47
HONDURAS	146	68,216	46,623.29	109	26,040	23,789.91
NICARAGUA	39,431	42,901	8.80	27,408	8,808	-67.86
PANAMA	2,191,290	1,567,954	-28.45	1,485,736	773,207	-47.96
CUBA	21,667	38,817	79.15	14,073	30,769	118.64
SURINAME	165,486	59,241	-64.20	108,823	29,839	-72.58
CHILE	655,754	2,280,786	247.81	482,972	1,153,528	138.84
VENEZUELA	1,788	29,167	1,531.26	3,146	102,385	3,154.45
ARGENTINA	596,172	1,071,236	79.69	394,481	723,768	83.47
BRAZIL	2,198,658	4,077,030	85.43	969,489	1,263,317	30.31
COLOMBIA	647,557	668,479	3.23	516,222	413,001	-20.00
BOLIVIA	0	21,990	-	0	11,574	-
URUGUAY	30,623	198,236	547.34	19,634	119,064	506.42
PARAGUAY	0	79,730	-	0	34,555	-
ECUADOR	1,130,723	943,413	-16.57	615,049	310,379	-49.54
PERU	323,869	161,190	-50.23	175,607	90,090	-48.70
GUYANA	9,566	27,971	192.40	12,514	17,963	43.54
TRINIDAD AND TOBAGO	797,644	1,366,896	71.37	356,210	500,643	40.55
BAHAMAS	234	0	-100.00	266	0	-100.00
JAMAICA	168,251	105,281	-37.43	57,300	41,188	-28.12
PUERTO RICO	570,258	852,310	49.46	332,382	459,611	38.28
BELIZE	0	7,282	-	0	8,491	-
DOMINICAN REPUBLIC	622,717	371,196	-40.39	331,927	162,503	-51.04
EL SALVADOR	68,739	43,920	-36.11	23,036	15,839	-31.24
COSTA RICA	117,111	299,459	155.71	62,712	177,434	182.93
HAITI	36,603	863,857	2,260.07	17,261	291,838	1,590.74
BARBADOS	62,640	164,772	163.05	44,643	95,467	113.85
ANTIGUA AND BARBUDA	0	305	-	0	320	-
ANGUILLA	0	1,338	-	0	6,700	-

TABEL 5. PERKEMBANGAN EKSPOR INDONESIA MENURUT KOMODITI DAN NEGARA TUJUAN

JENIS BARANG	BERAT BERSIH (KG)		PERUB	NILAI FOB (US \$)		PERUB
	JAN-JUL 2008	JAN-JUL 2009	%	JAN-JUL 2008	JAN-JUL 2009	%
	(1)	(2)	(3)	(4)	(5)	(6)
ARUBA	42,418	23,077	-45.60	24,618	17,694	-28.13
BERMUDA	1,261	29	-97.70	8,904	114	-98.72
CAPE VERDE	17,892	34,535	93.02	9,258	15,781	70.46
CAYMAN ISLANDS	284	0	-100.00	74	0	-100.00
DOMINICA	37,062	0	-100.00	12,261	0	-100.00
FRENCH GUIANA	2,367	3,922	65.69	9,749	15,059	54.47
FRENCH POLYNESIA	26,432	3,463	-86.90	31,769	5,813	-81.70
GRENADA	22,552	0	-100.00	7,064	0	-100.00
MARTINIQUE	494	1,336	170.45	1,803	7,106	294.12
NETHERLANDS ANTILLES	3,623	23,121	538.17	6,782	17,758	161.84
SAINT LUCIA	225	46,459	20,548.44	771	16,777	2,076.01
TURKS AND CAICOS ISLANDS	328	836	154.88	703	2,688	282.36
GUADELOUPE	3,738	3,570	-4.49	8,373	6,756	-19.31
SAINT KITTS AND NEVIS	173	1,217	603.47	259	1,695	554.44
UNITED KINGDOM	2,081,237	1,367,279	-34.30	3,045,344	1,707,839	-43.92
NETHERLANDS	913,457	1,055,603	15.56	1,233,223	1,132,264	-8.19
FRANCE	546,393	667,569	22.18	1,115,308	1,392,043	24.81
GERMANY, FED. REP. OF	1,364,550	1,010,675	-25.93	2,058,545	1,490,334	-27.60
AUSTRIA	3,283	6,231	89.80	38,231	42,285	10.60
BELGIUM	83,351	124,947	49.90	196,100	208,323	6.23
SWITZERLAND	28,877	11,281	-60.93	165,163	70,483	-57.33
DENMARK	45,319	169,008	272.93	29,350	79,381	170.46
NORWAY	48,684	24,484	-49.71	34,757	18,230	-47.55
SWEDEN	164,968	29,771	-81.95	139,811	37,780	-72.98
FINLAND	68,126	312,929	359.34	84,166	226,986	169.69
IRELAND	477,108	203,338	-57.38	430,154	165,448	-61.54
ITALY	723,411	575,497	-20.45	1,068,435	649,968	-39.17
SPAIN	32,085,822	8,733,943	-72.78	9,719,906	2,253,336	-76.82
PORTUGAL	1,256,878	429,332	-65.84	517,829	177,432	-65.74
GREECE	1,694,458	587,143	-65.35	685,065	282,531	-58.76
DEMOCRATIC REPUBLIC OF THE C	0	97,133	-	0	64,709	-
HUNGARY	75,345	39,194	-47.98	173,621	110,569	-36.32
POLAND	2,668,036	3,090,663	15.84	1,773,812	2,278,587	28.46
ROMANIA	425,254	701,571	64.98	376,690	594,512	57.83
BULGARIA	662,567	544,165	-17.87	299,755	262,524	-12.42
YUGOSLAVIA	176	358	103.41	426	826	93.90
ALBANIA	399	106,237	26,525.81	600	60,796	10,032.67
AZERBAIJAN	0	3	-	0	15	-
BELARUS	293,085	7,505	-97.44	95,703	7,003	-92.68
KAZAKHSTAN	205,639	62,031	-69.84	297,843	87,423	-70.65
UKRAINE	1,289,836	326,153	-74.71	1,805,648	539,426	-70.13
LITHUANIA	65,044	19,487	-70.04	85,306	26,893	-68.47
LATVIA	2	620	30,900.00	17	3,479	20,364.71
ESTONIA	1,172	1,165	-0.60	5,681	2,669	-53.02
GEORGIA	46,230	232,199	402.27	87,711	79,964	-8.83
CROATIA	596,663	181,818	-69.53	367,027	140,178	-61.81
BOSNIA AND HERZEGOVINA	429,609	224,635	-47.71	254,045	189,019	-25.60
MALTA	14,801	4,301	-70.94	14,987	9,981	-33.40
SLOVAKIA	827	0	-100.00	1,717	0	-100.00
SLOVENIA	1,487	2,235	50.30	7,266	3,836	-47.21
CZECH REPUBLIC	339,849	230,254	-32.25	282,316	185,319	-34.36
RUSSIA FEDERATION	1,748,966	843,222	-51.79	2,137,495	849,512	-60.26
KERTAS DAN BARANG DARI KERTA	2,444,437,989	2,470,592,343	1.07	2,280,256,040	1,880,246,660	-17.54
JAPAN	200,370,935	246,021,136	22.78	208,300,383	223,044,699	7.08
HONG KONG	67,441,407	56,940,323	-15.57	57,627,697	43,760,120	-24.06
KOREA, DEMOCRATIC PEOPLE'S RI	0	1,853	-	0	4,656	-
KOREA, REPUBLIC OF	46,028,881	39,885,308	-13.35	41,421,429	33,075,308	-20.15
TAIWAN	91,181,867	80,761,074	-11.43	70,206,752	41,264,505	-41.22
CHINA	166,080,553	138,102,448	-16.85	134,861,920	82,009,359	-39.19
MONGOLIA	7,393	121,530	1,543.85	14,400	71,862	399.04
MACAU	977	487,725	49,820.68	163	247,424	151,693.87
PAPUA NEW GUINEA	2,309,145	2,344,660	1.54	2,732,955	2,009,543	-26.47
THAILAND	63,849,769	58,090,168	-9.02	63,632,910	46,534,068	-26.87
SINGAPORE	115,295,383	106,097,904	-7.98	88,357,920	62,839,135	-28.88
PHILIPPINES	56,556,332	62,898,884	11.21	52,331,775	43,782,116	-16.34
MALAYSIA	208,550,969	232,217,257	11.35	188,879,949	156,929,876	-16.92
MYANMAR (FORM. BURMA)	27,088,529	27,156,443	0.25	20,225,541	16,124,834	-20.27
CAMBODIA	7,427,508	8,679,904	16.86	6,807,322	6,412,675	-5.80
BRUNEI DARUSSALAM	727,427	656,931	-9.69	861,838	915,764	6.26
LAO PEOPLE'S DEMOCRATIC REPU	16,695	32,314	93.55	10,672	21,613	102.52
NEPAL	163,217	177,471	8.73	953,340	1,491,363	56.44
VIET NAM	116,585,591	149,135,803	27.92	99,301,275	100,446,312	1.15
MALDIVES	743,337	389,008	-47.67	913,158	472,306	-48.28
INDIA	52,170,372	44,871,469	-13.99	43,253,661	35,510,183	-17.90

TABEL 5. PERKEMBANGAN EKSPOR INDONESIA MENURUT KOMODITI DAN NEGARA TUJUAN

JENIS BARANG	BERAT BERSIH (KG)		PERUB	NILAI FOB (US \$)		PERUB
	JAN-JUL 2008	JAN-JUL 2009	%	JAN-JUL 2008	JAN-JUL 2009	%
(1)	(2)	(3)	(4)	(5)	(6)	(7)
PAKISTAN	43,046,911	60,634,627	40.86	40,730,980	43,514,278	6.83
BANGLADESH	18,904,530	26,847,785	42.02	17,213,398	17,561,809	2.02
SRI LANKA	36,171,488	38,707,620	7.01	26,592,540	23,607,966	-11.22
AFGHANISTAN	423,510	44,561	-89.48	864,935	243,193	-71.88
IRAQ	24,140	16,166	-33.03	36,627	12,609	-65.57
IRAN (ISLAMIC REPUBLIC OF)	98,314,517	60,511,057	-38.45	86,835,299	46,144,231	-46.86
SAUDI ARABIA	78,527,642	71,210,066	-9.32	77,085,207	51,984,644	-32.56
ISRAEL	781,399	17,946	-97.70	725,536	20,889	-97.12
KUWAIT	10,075,806	6,868,494	-31.83	10,640,084	6,916,709	-34.99
JORDAN	18,358,084	17,584,694	-4.21	18,360,258	13,306,399	-27.53
LEBANON	5,442,470	13,457,096	147.26	5,935,496	7,863,842	32.49
YEMEN	20,761,117	17,891,119	-13.82	20,817,278	13,022,625	-37.44
OMAN	5,761,455	7,658,021	32.92	5,972,568	6,482,867	8.54
SYRIA ARAB REPUBLIC	10,762,644	11,687,293	8.59	10,389,728	8,472,052	-18.46
TURKEY	29,166,340	41,217,070	41.32	26,810,667	24,796,762	-7.51
UNITED ARAB EMIRATES	69,845,304	97,025,130	38.91	72,928,485	77,017,403	5.61
QATAR	6,137,544	5,149,093	-16.10	7,055,377	5,046,890	-28.47
BAHRAIN	4,833,601	4,970,616	2.83	5,325,608	4,720,842	-11.36
CYPRUS	3,381,279	4,644,890	37.37	3,475,947	3,671,409	5.62
EGYPT	26,977,459	33,026,398	22.42	25,937,980	24,235,638	-6.56
LIBYAN ARAB JAMAHIRIYA	4,372,711	4,642,746	6.18	4,311,299	3,876,904	-10.08
MOROCCO	456,297	876,886	92.17	599,031	760,187	26.90
TUNISIA	673,767	1,157,123	71.74	645,034	1,001,360	55.24
ALGERIA	33,507	19,531	-41.71	39,959	16,877	-57.76
SUDAN	17,809,284	14,620,138	-17.91	16,244,181	11,135,414	-31.45
ERITREA	82,907	82,625	-0.34	77,915	77,667	-0.32
NAMIBIA	48	71,747	149,372.92	169	102,430	60,509.47
ETHIOPIA	277,802	1,233,470	344.01	355,471	655,236	84.33
TANZANIA, UNITED REPUBLIC OF	955,873	1,415,270	48.06	933,617	1,138,232	21.92
MADAGASCAR	3,122,730	1,343,162	-56.99	3,650,467	1,322,990	-63.76
SOMALIA	221,741	344,438	55.33	516,067	360,158	-30.21
KENYA	6,918,780	7,748,801	12.00	5,817,161	5,466,533	-6.03
REUNION	5,552,835	1,478,524	-73.37	4,883,180	1,532,237	-68.62
MOZAMBIQUE	928,847	794,165	-14.50	963,583	767,749	-20.32
EQUATORIAL GUINEA	75,785	74,264	-2.01	75,567	59,410	-21.38
TOGO	6,922,409	7,361,149	6.34	7,579,755	6,823,611	-9.98
GHANA	9,915,112	7,688,908	-22.45	9,224,448	5,914,835	-35.88
LIBERIA	360,882	518,158	43.58	399,892	433,591	8.43
GUINEA	2,332,627	1,288,881	-44.75	2,473,861	1,211,485	-51.03
ANGOLA	1,186,594	687,034	-42.10	1,199,932	640,467	-46.62
CONGO	2,609,963	1,690,894	-35.21	2,818,380	1,614,712	-42.71
CAMEROON	3,988,175	4,719,596	18.34	4,522,172	3,876,827	-14.27
NIGERIA	60,918,350	38,487,133	-36.82	55,916,304	26,744,071	-52.17
SIERRA LEONE	784,613	773,223	-1.45	834,360	696,126	-16.57
GABON	312,113	389,860	24.91	395,770	423,833	7.09
COTE D'IVOIRE	1,322,067	2,828,850	113.97	1,311,844	2,399,782	82.93
SENEGAL	2,139,501	1,727,109	-19.28	2,233,744	1,413,403	-36.72
MAURITANIA	1,325,012	1,132,890	-14.50	1,516,339	1,137,394	-24.99
MALI	78,493	134,876	71.83	69,183	82,145	18.74
BENIN	2,416,508	3,628,827	50.17	2,479,649	3,317,491	33.79
BURKINA FASO	13,271	61,534	363.67	19,250	43,339	125.14
GUINEA BISSAU	18,549	0	-100.00	20,473	0	-100.00
GAMBIA	267,763	238,223	-11.03	291,942	208,909	-28.44
U.S. VIRGIN ISLANDS	34	0	-100.00	20	0	-100.00
SEYCHELLES	41,203	42,996	4.35	55,289	37,073	-32.95
UGANDA	485,303	314,867	-35.12	601,718	331,833	-44.85
NIGER	55,109	20,016	-63.68	65,759	32,062	-51.24
DJIBOUTI	20,026,435	14,014,994	-30.02	19,697,931	12,392,883	-37.09
SAO TOME AND PRINCIPE	14,967	18,549	23.93	14,500	13,982	-3.57
SWAZILAND	0	60	-	0	825	-
SOUTH AFRICA	42,457,589	33,665,330	-20.71	34,038,847	23,799,285	-30.08
ZIMBABWE	20,175	150,015	643.57	31,398	75,008	138.89
ZAMBIA	19,510	0	-100.00	41,276	0	-100.00
MALAWI	176,185	122,647	-30.39	152,934	115,593	-24.42
COMOROS	112,655	54,607	-51.53	139,195	53,504	-61.56
MAURITIUS	11,829,319	10,272,696	-13.16	8,682,619	5,964,513	-31.31
RWANDA	99	0	-100.00	450	0	-100.00
VIRGIN ISLANDS (BRITISH)	483	88,232	18,167.49	1,768	45,650	2,482.01
AUSTRALIA	101,290,920	75,662,804	-25.30	104,489,132	72,428,595	-30.68
NEW ZEALAND	17,056,389	14,566,596	-14.60	15,531,306	13,931,629	-10.30
MICRONESIA, FEDERATED STATES	0	4,482	-	0	9,874	-
GUAM	86,646	417,032	381.31	144,127	401,926	178.87
PALAU	147	752	411.56	483	11,569	2,295.24
NEW CALEDONIA	1,134,700	1,176,434	3.68	1,360,727	1,128,523	-17.06
NORTHERN MARIANA ISLANDS	3,399	0	-100.00	5,119	0	-100.00

TABEL 5. PERKEMBANGAN EKSPOR INDONESIA MENURUT KOMODITI DAN NEGARA TUJUAN

JENIS BARANG	BERAT BERSIH (KG)		PERUB	NILAI FOB (US \$)		PERUB
	JAN-JUL 2008	JAN-JUL 2009	%	JAN-JUL 2008	JAN-JUL 2009	%
	(1)	(2)	(3)	(4)	(5)	(6)
POLAND	615,634	1,092,834	77.51	917,363	1,033,996	12.71
ROMANIA	2,219,301	4,336,737	95.41	2,213,509	3,661,514	65.42
BULGARIA	442,356	1,644,869	271.84	442,596	1,132,702	155.92
YUGOSLAVIA	234,792	667,022	184.09	256,544	467,006	82.04
ALBANIA	521,963	1,535,357	194.15	609,042	1,285,559	111.08
ARMENIA	35,098	125,676	258.07	42,279	107,000	153.08
KAZAKHSTAN	336,659	62,702	-81.38	287,077	39,959	-86.08
UKRAINE	3,799,411	3,068,415	-19.24	4,076,054	2,665,454	-34.61
LITHUANIA	555,212	434,905	-21.67	834,546	579,578	-30.55
LATVIA	319,772	79,808	-75.04	356,315	100,160	-71.89
ESTONIA	94,403	330,801	250.41	171,156	449,005	162.34
GEORGIA	1,818,324	2,323,379	27.78	1,821,078	2,085,690	14.53
CROATIA	352,814	1,959,093	455.28	370,940	1,454,741	292.18
BOSNIA AND HERZEGOVINA	982,773	461,913	-53.00	964,067	258,937	-73.14
MALTA	392,915	668,535	70.15	425,395	577,296	35.71
SLOVAKIA	190	251,987	132,524.74	30,567	192,509	529.79
SLOVENIA	62,985	2,889,044	4,486.88	154,502	1,858,266	1,102.75
CZECH REPUBLIC	7,741	406,585	5,152.36	23,021	266,937	1,059.54
RUSSIA FEDERATION	10,032,309	4,389,939	-56.24	11,074,169	4,658,829	-57.93
-GLISEROL DAN LARUTAN ALKALI	37,102,196	25,075,428	-32.42	17,796,723	4,116,144	-76.87
JAPAN	2,097,307	2,110,050	0.61	1,297,656	360,201	-72.24
KOREA, REPUBLIC OF	18,000	0	-100.00	36,000	0	-100.00
CHINA	10,357,720	19,278,880	86.13	3,931,264	2,519,124	-35.92
SINGAPORE	100	6	-94.00	22	9	-59.09
PHILIPPINES	208,070	461,950	122.02	356,554	245,628	-31.11
MALAYSIA	17,300,000	760,000	-95.61	7,450,000	125,000	-98.32
INDIA	2,974,960	1,487,270	-50.01	1,620,002	382,862	-76.37
IRAN (ISLAMIC REPUBLIC OF)	108,000	0	-100.00	45,360	0	-100.00
SAUDI ARABIA	200,000	100,000	-50.00	348,000	38,500	-88.94
YEMEN	96,000	0	-100.00	144,745	0	-100.00
SYRIA ARAB REPUBLIC	95,000	0	-100.00	165,300	0	-100.00
UNITED ARAB EMIRATES	20,000	20,000	0.00	34,060	9,900	-70.93
EGYPT	247,000	220,000	-10.93	429,780	97,000	-77.43
SUDAN	340,000	0	-100.00	380,400	0	-100.00
ETHIOPIA	0	20,900	-	0	16,302	-
MOZAMBIQUE	0	44,000	-	0	28,600	-
CAMEROON	0	20,000	-	0	8,400	-
AUSTRALIA	0	76	-	0	60	-
NEW ZEALAND	0	20,000	-	0	9,300	-
UNITED STATES	0	503,289	-	0	253,658	-
CANADA	20,000	29,007	45.04	33,400	21,600	-35.33
VENEZUELA	20,000	0	-100.00	24,000	0	-100.00
NETHERLANDS	3,000,039	0	-100.00	1,500,180	0	-100.00
-MARGARIN DAN LEMAK LAINNYA	282,233,088	189,380,871	-32.90	313,664,882	138,404,943	-55.87
JAPAN	367,262	1,146,147	212.08	510,602	1,043,026	104.27
HONG KONG	3,727,521	3,789,968	1.68	3,614,859	2,227,838	-38.37
KOREA, REPUBLIC OF	35,600	1,219,889	3,326.65	50,579	902,291	1,683.92
TAIWAN	486,245	967,271	98.93	601,917	717,157	19.15
CHINA	63,273,949	25,708,433	-59.37	61,961,658	16,578,794	-73.24
PAPUA NEW GUINEA	489,640	650,232	32.80	530,708	447,426	-15.69
THAILAND	464,200	1,475,000	217.75	657,548	1,138,580	73.16
SINGAPORE	3,341,172	9,829,299	194.19	4,113,180	8,549,629	107.86
PHILIPPINES	4,572,248	4,521,120	-1.12	5,228,426	3,227,955	-38.26
MALAYSIA	3,415,822	1,326,927	-61.15	4,194,994	1,189,559	-71.64
MYANMAR (FORM. BURMA)	433,896	938,578	116.31	538,083	689,611	28.16
CAMBODIA	21,960	21,960	0.00	23,973	16,348	-31.81
VIET NAM	12,929,145	2,497,382	-80.68	13,478,397	2,320,826	-82.78
MALDIVES	7,159	8,796	22.87	10,987	9,272	-15.61
INDIA	381,544	775,078	103.14	510,820	697,542	36.55
PAKISTAN	1,854,852	957,360	-48.39	2,047,913	707,580	-65.45
BANGLADESH	20,235	22,050	8.97	24,404	11,832	-51.52
SRI LANKA	7,904,856	5,951,583	-24.71	7,856,684	3,544,591	-54.88
AFGHANISTAN	0	38,027	-	0	29,477	-
IRAQ	64,453,882	5,294,549	-91.79	71,206,251	3,989,820	-94.40
IRAN (ISLAMIC REPUBLIC OF)	1,901,775	4,288,309	125.49	2,426,377	3,284,339	35.36
SAUDI ARABIA	3,313,650	4,764,247	43.78	3,637,993	3,266,053	-10.22
ISRAEL	0	86,880	-	0	58,058	-
KUWAIT	187,200	146,650	-21.66	227,732	156,725	-31.18
JORDAN	0	144,688	-	0	89,231	-
LEBANON	710,747	717,926	1.01	1,037,351	552,584	-46.73
YEMEN	40,800	80,000	96.08	40,420	50,000	23.70
OMAN	207,508	44,000	-78.80	310,100	49,338	-84.09
SYRIA ARAB REPUBLIC	1,325,110	1,587,807	19.82	1,809,774	1,335,538	-26.20

TABEL 5. PERKEMBANGAN EKSPOR INDONESIA MENURUT KOMODITI DAN NEGARA TUJUAN

JENIS BARANG	BERAT BERSIH (KG)		PERUB	NILAI FOB (US \$)		PERUB
	JAN-JUL 2008	JAN-JUL 2009	%	JAN-JUL 2008	JAN-JUL 2009	%
(1)	(2)	(3)	(4)	(5)	(6)	(7)
TURKEY	4,283,648	2,800,000	-34.64	5,158,019	2,285,645	-55.69
UNITED ARAB EMIRATES	715,736	584,376	-18.35	951,341	432,852	-54.50
QATAR	20,100	38,160	89.85	21,044	25,377	20.59
BAHRAIN	40,235	0	-100.00	44,637	0	-100.00
EGYPT	4,519,550	7,075,699	56.56	5,641,710	5,434,556	-3.67
MOROCCO	281,850	825,599	192.92	393,974	634,023	60.93
ALGERIA	12,648,129	13,288,682	5.06	14,926,869	9,069,207	-39.24
SUDAN	1,831,757	1,804,180	-1.51	2,108,042	1,255,614	-40.44
NAMIBIA	0	55,380	-	0	35,721	-
ETHIOPIA	444,000	463,200	4.32	590,760	326,964	-44.65
TANZANIA, UNITED REPUBLIC OF	573,000	117,800	-79.44	573,200	80,355	-85.98
MADAGASCAR	0	62,363	-	0	40,370	-
KENYA	73,600	81,600	10.87	69,819	46,308	-33.67
MOZAMBIQUE	2,838,635	815,905	-71.26	3,024,852	571,461	-81.11
TOGO	587,257	839,439	42.94	572,611	546,313	-4.59
GHANA	2,255,821	3,732,750	65.47	2,302,975	2,673,325	16.08
LIBERIA	189,612	326,960	72.44	200,496	243,813	21.60
ANGOLA	1,793,375	4,246,256	136.77	1,930,172	2,900,470	50.27
CONGO	615,858	907,495	47.35	665,512	604,837	-9.12
CAMEROON	1,014,330	904,285	-10.85	1,199,608	611,128	-49.06
NIGERIA	14,020,635	12,003,336	-14.39	15,491,242	8,039,059	-48.11
SIERRA LEONE	280,192	179,631	-35.89	274,275	122,095	-55.48
GABON	19,224	0	-100.00	18,818	0	-100.00
COTE D'IVOIRE	232,000	0	-100.00	282,174	0	-100.00
BENIN	5,071,955	2,221,500	-56.20	5,018,588	1,411,189	-71.88
GAMBIA	16,975	31,680	86.63	17,999	22,493	24.97
NIGER	282,533	0	-100.00	310,664	0	-100.00
CHAD	204,149	0	-100.00	191,072	0	-100.00
DJIBOUTI	1,195,160	470,511	-60.63	1,323,322	326,673	-75.31
SAO TOME AND PRINCIPE	145,598	182,000	25.00	145,132	137,540	-5.23
SOUTH AFRICA	1,800,468	2,030,526	12.78	2,679,751	1,894,680	-29.30
MALAWI	162,245	141,750	-12.63	192,495	105,003	-45.45
MAURITIUS	17,530	16,900	-3.59	18,905	11,154	-41.00
VIRGIN ISLANDS (BRITISH)	41,400	0	-100.00	41,400	0	-100.00
AUSTRALIA	2,267,005	2,295,890	1.27	2,599,816	1,586,905	-38.96
NEW ZEALAND	2,705,780	2,961,059	9.43	3,241,176	2,030,414	-37.36
VANUATU	0	782	-	0	1,423	-
FIJI	63,200	84,400	33.54	73,923	59,097	-20.06
KIRIBATI	10,296	0	-100.00	18,533	0	-100.00
SAMOA	0	454	-	0	518	-
SOLOMON ISLANDS	98,778	66,079	-33.10	112,698	81,565	-27.63
EAST TIMOR	241,434	342,868	42.01	260,570	342,098	31.29
UNITED STATES	222,064	31,395	-85.86	434,850	84,190	-80.64
CANADA	19,975	393	-98.03	19,176	1,300	-93.22
NICARAGUA	0	44,000	-	0	27,319	-
CUBA	19,335	0	-100.00	21,913	0	-100.00
SURINAME	0	86,328	-	0	81,580	-
ARGENTINA	17,575	0	-100.00	23,684	0	-100.00
BRAZIL	0	22,500	-	0	24,795	-
GUYANA	42,000	0	-100.00	50,400	0	-100.00
TRINIDAD AND TOBAGO	240,243	360,362	50.00	299,016	255,239	-14.64
JAMAICA	717,064	1,837,685	156.28	757,912	1,129,853	49.07
HAITI	0	58,500	-	0	45,045	-
BARBADOS	140,147	500,525	257.14	173,082	355,863	105.60
CAPE VERDE	0	33,038	-	0	23,770	-
MARTINIQUE	16,926	16,918	-0.05	18,590	10,225	-45.00
NETHERLANDS	562,753	15,276	-97.29	1,149,824	18,504	-98.39
GERMANY, FED. REP. OF	200,003	1	-100.00	224,445	1	-100.00
SWITZERLAND	30	0	-100.00	76	0	-100.00
DENMARK	3,521,360	15,548,038	341.54	4,490,102	7,905,605	76.07
SWEDEN	30,850	0	-100.00	43,103	0	-100.00
ITALY	749,999	549,941	-26.67	987,250	387,210	-60.78
PORTUGAL	5,713	0	-100.00	6,136	0	-100.00
GREECE	942,800	806,496	-14.46	1,207,372	717,469	-40.58
DEMOCRATIC REPUBLIC OF THE C	1,027,183	770,100	-25.03	1,086,635	510,253	-53.04
HUNGARY	0	314,499	-	0	248,971	-
ROMANIA	2,278,039	2,113,500	-7.22	2,981,474	1,839,940	-38.29
BULGARIA	2,372,459	3,400,668	43.34	2,730,564	2,658,383	-2.64
ALBANIA	44,000	0	-100.00	57,184	0	-100.00
KAZAKHSTAN	374,210	197,300	-47.28	543,431	221,006	-59.33
TAJIKISTAN	61,920	0	-100.00	73,069	0	-100.00
TURKMENISTAN	112,500	62,481	-44.46	190,575	65,029	-65.88
UKRAINE	4,688,699	7,077,682	50.95	7,170,920	7,683,189	7.14
UZBEKISTAN	206,000	72,314	-64.90	207,236	54,375	-73.76
LITHUANIA	66,900	0	-100.00	84,506	0	-100.00

TABEL 5. PERKEMBANGAN EKSPOR INDONESIA MENURUT KOMODITI DAN NEGARA TUJUAN

JENIS BARANG	BERAT BERSIH (KG)		PERUB %	NILAI FOB (US \$)		PERUB %
	JAN-JUL 2008	JAN-JUL 2009		JAN-JUL 2008	JAN-JUL 2009	
	(1)	(2)	(3)	(4)	(5)	(6)
LATVIA	283,098	329,087	16.24	389,597	287,994	-26.08
ESTONIA	304,640	174,080	-42.86	550,942	283,011	-48.63
GEORGIA	22,199	81,999	269.38	27,079	69,290	155.88
CROATIA	20,000	43,040	115.20	25,200	39,986	58.67
SLOVENIA	162,000	531,332	227.98	193,323	379,296	96.20
RUSSIA FEDERATION	23,289,376	13,301,742	-42.88	28,106,292	12,124,987	-56.86
-SABUN MANDI DAN CUCI	311,413,444	316,734,391	1.71	331,713,888	303,323,136	-8.56
JAPAN	6,318,673	5,865,816	-7.17	7,209,145	6,135,828	-14.89
HONG KONG	1,706,801	2,049,496	20.08	2,167,031	2,757,355	27.24
KOREA, DEMOCRATIC PEOPLE'S R	95,804	618,220	545.30	139,756	491,649	251.79
KOREA, REPUBLIC OF	3,905,900	2,194,590	-43.81	5,041,249	2,607,955	-48.27
TAIWAN	4,215,297	3,285,879	-22.05	5,779,479	3,706,710	-35.86
CHINA	13,369,346	14,677,405	9.78	12,288,003	11,306,343	-7.99
MONGOLIA	388,427	779,925	100.79	420,872	643,837	52.98
PAPUA NEW GUINEA	5,643,700	6,712,080	18.93	5,250,483	4,539,292	-13.55
THAILAND	5,749,384	3,366,417	-41.45	7,463,415	4,692,295	-37.13
SINGAPORE	11,403,388	8,248,401	-27.67	16,268,185	10,378,505	-36.20
PHILIPPINES	8,131,778	11,503,297	41.46	8,994,275	10,380,494	15.41
MALAYSIA	37,483,769	37,334,175	-0.40	37,232,767	35,786,686	-3.88
MYANMAR (FORM. BURMA)	2,274,671	5,123,484	125.24	2,639,589	4,052,994	53.55
CAMBODIA	51,465	68,085	32.29	78,823	81,651	3.59
BRUNEI DARUSSALAM	761,824	750,497	-1.49	925,036	874,223	-5.49
NEPAL	14,976	1,368	-90.87	15,900	1,545	-90.28
VIET NAM	2,686,116	3,901,119	45.23	3,690,116	4,617,527	25.13
MALDIVES	895,236	1,284,984	43.54	1,135,136	1,471,151	29.60
INDIA	8,209,052	8,155,883	-0.65	9,513,611	7,621,012	-19.89
PAKISTAN	5,845,715	3,536,629	-39.50	8,110,399	4,409,399	-45.63
BANGLADESH	215,622	235,542	9.24	353,481	414,524	17.27
SRI LANKA	179,485	100,983	-43.74	295,509	140,334	-52.51
AFGHANISTAN	384,927	203,151	-47.22	564,214	274,012	-51.43
IRAQ	3,935,363	3,335,420	-15.24	4,769,102	4,147,114	-13.04
IRAN (ISLAMIC REPUBLIC OF)	1,004,149	889,725	-11.40	929,978	1,237,870	33.11
SAUDI ARABIA	1,100,505	1,592,040	44.66	1,548,766	2,173,107	40.31
ISRAEL	110,089	75,723	-31.22	158,529	105,732	-33.30
KUWAIT	217,758	232,465	6.75	304,069	309,303	1.72
JORDAN	261,007	868,865	232.89	377,925	1,275,659	237.54
LEBANON	181,638	260,929	43.65	290,853	421,927	45.07
YEMEN	2,195,462	2,322,762	5.80	3,266,161	2,869,176	-12.15
OMAN	285,297	42,036	-85.27	226,645	50,254	-77.83
SYRIA ARAB REPUBLIC	11,988	168,464	1,305.27	19,055	143,845	654.89
TURKEY	37,760	50,172	32.87	54,452	91,742	68.48
UNITED ARAB EMIRATES	11,236,710	14,304,069	27.30	15,357,812	17,820,235	16.03
QATAR	200	13,230	6,515.00	2,613	17,550	571.64
BAHRAIN	0	11,520	-	0	13,900	-
CYPRUS	6,935	41,202	494.12	18,790	87,842	367.49
EGYPT	2,802,732	8,041,274	186.91	3,417,367	8,103,457	137.13
LIBYAN ARAB JAMAHIRIYA	2,078,291	2,850,118	37.14	1,951,172	2,851,825	46.16
MOROCCO	0	14,355	-	0	16,695	-
TUNISIA	39,999	20,000	-50.00	26,500	14,920	-43.70
ALGERIA	1,407,946	2,035,457	44.57	1,208,464	1,255,611	3.90
SUDAN	4,479,585	1,589,425	-64.52	4,484,787	942,010	-79.00
ERITREA	2,595,633	532,450	-79.49	2,531,960	340,403	-86.56
NAMIBIA	3,420,243	2,456,251	-28.18	3,928,646	3,028,223	-22.92
ETHIOPIA	6,425,661	1,421,007	-77.89	5,092,346	1,362,055	-73.25
TANZANIA, UNITED REPUBLIC OF	819,717	1,616,262	97.17	1,169,628	2,030,471	73.60
MADAGASCAR	4,481,970	3,319,315	-25.94	3,588,417	2,818,584	-21.45
SOMALIA	709,593	93,987	-86.75	339,825	81,856	-75.91
KENYA	421,039	361,176	-14.22	457,738	326,184	-28.74
REUNION	326	1	-99.69	736	1	-99.86
MOZAMBIQUE	5,673,022	4,901,425	-13.60	4,910,480	3,866,594	-21.26
EQUATORIAL GUINEA	400,215	395,605	-1.15	437,874	437,193	-0.16
TOGO	9,103,806	8,112,983	-10.88	9,947,582	7,903,993	-20.54
GHANA	18,320,302	13,757,008	-24.91	17,415,538	9,959,535	-42.81
LIBERIA	1,473,286	1,652,330	12.15	1,514,890	1,354,923	-10.56
GUINEA	3,308,934	2,029,098	-38.68	2,548,474	1,412,177	-44.59
ANGOLA	16,610,939	18,352,409	10.48	16,321,797	15,883,792	-2.68
CONGO	1,353,262	2,702,963	99.74	1,301,481	2,138,992	64.35
CAMEROON	3,359,148	5,405,897	60.93	3,236,313	5,024,205	55.24
NIGERIA	4,127,269	5,334,387	29.25	4,077,973	5,297,468	29.90
SIERRA LEONE	2,639,491	2,035,551	-22.88	2,854,828	2,034,138	-28.75
GABON	473,942	916,067	93.29	455,017	930,631	104.53
COTE D'IVOIRE	578,158	873,705	51.12	660,209	795,477	20.49
SENEGAL	569,218	1,731,670	204.22	560,464	1,704,385	204.10
MAURITANIA	2,606,142	2,959,913	13.57	2,776,825	2,944,671	6.04

TABEL 5. PERKEMBANGAN EKSPOR INDONESIA MENURUT KOMODITI DAN NEGARA TUJUAN

JENIS BARANG	BERAT BERSIH (KG)		PERUB	NILAI FOB (US \$)		PERUB
	JAN-JUL 2008	JAN-JUL 2009	%	JAN-JUL 2008	JAN-JUL 2009	%
(1)	(2)	(3)	(4)	(5)	(6)	(7)
MALI	931,323	1,540,864	65.45	794,689	1,522,272	91.56
BENIN	15,245,315	16,829,655	10.39	18,432,414	18,452,340	0.11
BURKINA FASO	691,602	793,136	14.68	703,249	854,365	21.49
GUINEA BISSAU	95,479	65,640	-31.25	94,552	53,791	-43.11
GAMBIA	177,641	408,332	129.86	199,548	317,594	59.16
SEYCHELLES	142,014	93,750	-33.99	178,380	93,705	-47.47
UGANDA	35,842	3,387	-90.55	49,168	2,821	-94.26
CENTRAL AFRICAN REPUBLIC	23,976	100,781	320.34	32,607	110,440	238.70
NIGER	18,553	149,299	704.72	9,562	180,810	1,790.92
CHAD	133,138	192,670	44.71	145,940	145,606	-0.23
DJIBOUTI	12,829,394	11,137,794	-13.19	10,440,898	8,404,511	-19.50
SAO TOME AND PRINCIPE	85,907	52,526	-38.86	80,447	58,890	-26.80
SOUTH AFRICA	1,181,770	4,540,897	284.25	1,349,697	4,353,775	222.57
ZIMBABWE	14,968	18,104	20.95	18,848	37,527	99.10
ZAMBIA	0	20,519	-	0	26,258	-
MALAWI	8,409,500	7,377,250	-12.27	5,186,959	3,820,446	-26.35
COMOROS	167,005	96,600	-42.16	165,411	99,553	-39.81
BURUNDI	0	36,864	-	0	53,115	-
MAURITIUS	839,100	1,641,111	95.58	925,868	1,426,133	54.03
RWANDA	198,144	123,840	-37.50	314,760	177,375	-43.65
AUSTRALIA	2,650,630	3,801,776	43.43	3,697,748	4,377,153	18.37
NEW ZEALAND	100,635	232,171	130.71	251,868	297,322	18.05
MICRONESIA, FEDERATED STATES	144,455	165,082	14.28	137,018	169,075	23.40
GUAM	1,409	975	-30.80	2,019	7,309	262.01
PALAU	18	956	5,211.11	105	16,868	15,964.76
NEW CALEDONIA	14,103	41,907	197.15	20,176	58,652	190.70
NORTHERN MARIANA ISLANDS	1	3,512	351,100.00	2	9,834	491,600.00
SAINT VINCENT AND THE GRENADI	0	8,754	-	0	9,941	-
VANUATU	171,610	149,572	-12.84	143,589	135,610	-5.56
WALLIS AND FUTUNA ISLANDS	4,187	1,601	-61.76	11,620	4,365	-62.44
AMERICAN SAMOA	10,942	6,415	-41.37	22,095	9,511	-56.95
COOK ISLANDS	44,337	17,905	-59.62	37,756	17,236	-54.35
FIJI	3,247,135	2,929,848	-9.77	3,238,614	2,144,460	-33.78
KIRIBATI	125,775	346,686	175.64	134,644	385,027	185.96
MARSHALL ISLANDS	32,640	0	-100.00	29,835	0	-100.00
SAMOA	610,624	449,427	-26.40	688,861	471,624	-31.54
SOLOMON ISLANDS	282,119	391,493	38.77	334,047	437,693	31.03
TONGA	91,861	83,407	-9.20	129,539	122,774	-5.22
TUVALU	29,055	25,678	-11.62	30,944	21,624	-30.12
EAST TIMOR	2,060,511	1,706,957	-17.16	932,936	1,763,666	89.04
UNITED STATES	1,351,659	1,661,897	22.95	1,954,124	1,905,468	-2.49
CANADA	36,614	69,880	90.86	71,441	118,029	65.21
MEXICO	44,999	59,800	32.89	100,099	122,770	22.65
GUATEMALA	89,654	63,115	-29.60	92,796	79,757	-14.05
NICARAGUA	0	14,688	-	0	16,215	-
PANAMA	1,424,659	821,907	-42.31	1,761,250	952,110	-45.94
CUBA	0	54,063	-	0	52,574	-
SURINAME	250,442	467,782	86.78	581,426	781,040	34.33
CHILE	1,086,098	960,520	-11.56	1,036,906	1,168,376	12.68
BRAZIL	17,000	0	-100.00	25,285	0	-100.00
COLOMBIA	1,058,560	2,326,219	119.75	1,041,701	1,475,835	41.68
BOLIVIA	699,172	246,095	-64.80	701,994	291,749	-58.44
URUGUAY	14,000	14,000	0.00	33,904	31,551	-6.94
PERU	73,212	98,848	35.02	94,460	128,098	35.61
TRINIDAD AND TOBAGO	158,380	105,871	-33.15	141,091	111,149	-21.22
JAMAICA	299,587	505,248	68.65	283,683	287,000	1.17
BELIZE	3,525	28,558	710.16	17,215	33,202	92.87
DOMINICAN REPUBLIC	85,550	98,318	14.92	115,357	116,283	0.80
EL SALVADOR	24,570	85,751	249.01	32,223	101,499	214.99
COSTA RICA	25,050	69,368	176.92	33,400	90,578	171.19
HAITI	2,233,594	4,420,469	97.91	2,783,080	4,395,122	57.92
BARBADOS	43,075	37,053	-13.98	47,927	49,683	3.66
BERMUDA	13	216	1,561.54	62	740	1,093.55
CAPE VERDE	92,146	39,997	-56.59	86,433	21,963	-74.59
DOMINICA	25,920	18,930	-26.97	36,000	20,713	-42.46
FRENCH POLYNESIA	1,223	83,933	6,762.88	1,648	50,991	2,994.11
MARTINIQUE	0	20,615	-	0	13,380	-
NETHERLANDS ANTILLES	166,217	38,848	-76.63	199,437	45,304	-77.28
GUADELOUPE	0	20,880	-	0	8,352	-
SAINT KITTS AND NEVIS	0	285	-	0	637	-
UNITED KINGDOM	398,306	132,746	-66.67	586,199	280,601	-52.13
NETHERLANDS	408,324	531,080	30.06	648,787	677,778	4.47
FRANCE	153,351	255,426	66.56	139,767	205,676	47.16
GERMANY, FED. REP. OF	114,783	22,674	-80.25	115,191	37,304	-67.62
AUSTRIA	120,000	192,002	60.00	168,784	240,454	42.46

TABEL 5. PERKEMBANGAN EKSPOR INDONESIA MENURUT KOMODITI DAN NEGARA TUJUAN

JENIS BARANG	BERAT BERSIH (KG)		PERUB	NILAI FOB (US \$)		PERUB
	JAN-JUL 2008	JAN-JUL 2009	%	JAN-JUL 2008	JAN-JUL 2009	%
(1)	(2)	(3)	(4)	(5)	(6)	(7)
BELGIUM	273,207	392,346	43.61	281,750	274,162	-2.69
SWITZERLAND	900	579	-35.67	6,457	2,728	-57.75
DENMARK	17,973	282	-98.43	34,655	1,632	-95.29
NORWAY	25	0	-100.00	208	0	-100.00
SWEDEN	190,220	1,408	-99.26	244,478	2,441	-99.00
ITALY	298,989	217,017	-27.42	308,166	165,192	-46.40
SPAIN	232,442	475,730	104.67	479,534	584,667	21.92
PORTUGAL	28,497	144,115	405.72	27,983	154,259	451.26
MONTSEERRAT	0	454	-	0	649	-
GREECE	75,672	54,849	-27.52	125,098	125,225	0.10
DEMOCRATIC REPUBLIC OF THE C	5,912,591	4,751,855	-19.63	5,953,112	3,155,606	-46.99
HUNGARY	0	45	-	0	242	-
POLAND	472,011	566,000	19.91	397,263	451,961	13.77
ROMANIA	73,562	48,349	-34.27	82,543	46,633	-43.50
BULGARIA	101,037	111,154	10.01	137,513	132,754	-3.46
YUGOSLAVIA	12,957	36	-99.72	23,154	137	-99.41
ALBANIA	13,701	0	-100.00	18,528	0	-100.00
UKRAINE	1,120,000	0	-100.00	1,111,040	0	-100.00
UZBEKISTAN	51,999	527,497	914.44	40,300	254,500	531.51
LITHUANIA	30	0	-100.00	189	0	-100.00
GEORGIA	0	46,952	-	0	21,714	-
CROATIA	1	36,721	3,672,000.00	4	36,094	902,250.00
MALTA	31,129	162	-99.48	49,959	599	-98.80
SLOVENIA	0	203,749	-	0	97,425	-
RUSSIA FEDERATION	368,014	282,731	-23.17	375,316	240,418	-35.94
-BAHAN CELUP ORGANIK SINTETIK	19,916,138	11,633,243	-41.59	89,778,420	54,594,922	-39.19
JAPAN	2,842,153	1,010,733	-64.44	12,922,550	3,815,355	-70.48
HONG KONG	1,319,293	652,717	-50.53	6,401,177	3,108,363	-51.44
KOREA, REPUBLIC OF	742,427	383,441	-48.35	3,132,150	1,813,620	-42.10
TAIWAN	847,257	549,435	-35.15	4,393,125	3,350,492	-23.73
CHINA	3,141,974	2,611,043	-16.90	9,691,729	6,950,320	-28.29
THAILAND	286,627	274,592	-4.20	971,510	960,702	-1.11
SINGAPORE	3,301,563	1,320,679	-60.00	18,758,179	9,886,851	-47.29
PHILIPPINES	57,695	79,912	38.51	108,683	188,408	73.36
MALAYSIA	136,793	142,719	4.33	516,018	505,556	-2.03
NEPAL	0	17,998	-	0	17,144	-
VIET NAM	172,294	48,646	-71.77	656,720	375,285	-42.85
INDIA	89,819	56,925	-36.62	463,725	254,146	-45.19
PAKISTAN	205,938	261,293	26.88	751,097	714,762	-4.84
BANGLADESH	412,583	535,369	29.76	1,233,417	1,423,194	15.39
SRI LANKA	23,940	63,984	167.27	112,861	365,947	224.25
IRAN (ISLAMIC REPUBLIC OF)	17,546	5,583	-68.18	32,269	27,434	-14.98
SAUDI ARABIA	4,498	0	-100.00	4,506	0	-100.00
ISRAEL	1,000	1,000	0.00	2,280	5,110	124.12
JORDAN	0	16,798	-	0	56,015	-
TURKEY	466,369	752,154	61.28	2,469,077	3,795,146	53.71
UNITED ARAB EMIRATES	1,000	0	-100.00	4,536	0	-100.00
EGYPT	9,913	17,819	79.75	53,406	59,482	11.38
MOROCCO	0	1,000	-	0	1,900	-
TANZANIA, UNITED REPUBLIC OF	37,187	34,199	-8.04	100,001	91,286	-8.71
MADAGASCAR	300	0	-100.00	1,878	0	-100.00
NIGERIA	323,993	238,324	-26.44	358,500	255,825	-28.64
COTE D'IVOIRE	0	3,000	-	0	10,500	-
SEYCHELLES	1,070	0	-100.00	800	0	-100.00
SOUTH AFRICA	24,999	7,134	-71.46	88,817	34,620	-61.02
AUSTRALIA	38,966	18,631	-52.19	138,811	95,267	-31.37
NEW ZEALAND	4,622	461	-90.03	14,892	8,260	-44.53
FIJI	1,709	1,100	-35.63	16,000	11,166	-30.21
UNITED STATES	1,703,492	190,774	-88.80	5,981,713	1,883,511	-68.51
CANADA	4,719	23,769	403.69	31,443	57,189	81.88
MEXICO	229,055	170,124	-25.73	1,240,408	1,191,134	-3.97
HONDURAS	1,250	0	-100.00	8,975	0	-100.00
NICARAGUA	0	5,300	-	0	38,421	-
PANAMA	0	900	-	0	18,180	-
CHILE	5,574	1,900	-65.91	27,239	14,144	-48.07
ARGENTINA	56,473	31,490	-44.24	217,642	236,221	8.54
BRAZIL	371,864	188,653	-49.27	2,070,558	1,254,053	-39.43
COLOMBIA	1,800	2,598	44.33	10,920	13,680	25.27
PERU	0	1,000	-	0	5,150	-
EL SALVADOR	0	1,200	-	0	11,437	-
UNITED KINGDOM	101,248	40,560	-59.94	545,071	298,650	-45.21
NETHERLANDS	20,721	59,550	187.39	212,763	80,757	-62.04
GERMANY, FED. REP. OF	1,576,609	1,179,445	-25.19	10,630,629	8,987,861	-15.45
BELGIUM	118,615	84,501	-28.76	880,840	429,842	-51.20

TABEL 5. PERKEMBANGAN EKSPOR INDONESIA MENURUT KOMODITI DAN NEGARA TUJUAN

JENIS BARANG	BERAT BERSIH (KG)		PERUB %	NILAI FOB (US \$)		PERUB %
	JAN-JUL 2008	JAN-JUL 2009		JAN-JUL 2008	JAN-JUL 2009	
	(1)	(2)	(3)	(4)	(5)	(6)
SWITZERLAND	82,594	9,299	-88.74	574,728	162,124	-71.79
NORWAY	164,400	82,800	-49.64	276,522	80,436	-70.91
SWEDEN	99,000	39,600	-60.00	180,180	55,836	-69.01
ITALY	212,412	73,091	-65.59	671,967	255,140	-62.03
SPAIN	589,649	340,000	-42.34	2,494,167	1,339,000	-46.31
POLAND	63,135	0	-100.00	323,941	0	-100.00
-PREPARAT PEMBASMI KUMAN, DL	35,003,747	35,389,381	1.10	86,169,460	104,591,190	21.38
JAPAN	3,172,671	3,407,678	7.41	3,987,546	4,099,754	2.81
HONG KONG	16,919	21,017	24.22	61,425	57,198	-6.88
KOREA, REPUBLIC OF	1,002,976	739,083	-26.31	3,304,738	2,193,924	-33.61
TAIWAN	539,047	336,950	-37.49	1,520,192	1,788,749	17.67
CHINA	1,006,256	1,571,725	56.20	14,225,464	25,018,735	75.87
PAPUA NEW GUINEA	131,119	47,857	-63.50	97,215	35,112	-63.88
THAILAND	6,422,963	4,493,708	-30.04	14,236,641	16,038,305	12.66
SINGAPORE	3,245,516	2,346,066	-27.71	14,440,168	6,071,600	-57.95
PHILIPPINES	5,332,599	6,761,193	26.79	9,952,022	16,097,176	61.75
MALAYSIA	2,309,572	2,766,824	19.80	5,232,201	10,701,359	104.53
MYANMAR (FORM. BURMA)	291,840	61,440	-78.95	175,142	43,315	-75.27
BRUNEI DARUSSALAM	956	1,132	18.41	2,328	3,976	70.79
NEPAL	89,117	0	-100.00	162,096	0	-100.00
VIET NAM	743,513	808,299	8.71	5,849,890	6,827,405	16.71
MALDIVES	55,734	52,534	-5.74	105,751	111,426	5.37
INDIA	30,545	39,864	30.51	25,079	32,176	28.30
PAKISTAN	1,723,733	2,526,209	46.55	1,626,650	2,164,153	33.04
BANGLADESH	617,172	855,389	38.60	1,178,647	1,600,426	35.79
SRI LANKA	165,061	535,853	224.64	238,577	1,171,052	390.85
IRAN (ISLAMIC REPUBLIC OF)	599	0	-100.00	7,386	0	-100.00
SAUDI ARABIA	4,314	4,015	-6.93	52,469	48,397	-7.76
JORDAN	1,336	26,698	1,898.35	224	42,192	18,735.71
LEBANON	239,887	177,187	-26.14	261,325	195,099	-25.34
YEMEN	0	9,681	-	0	21,283	-
OMAN	451	507	12.42	2,585	2,654	2.67
TURKEY	0	1	-	0	5	-
UNITED ARAB EMIRATES	47,007	1,962	-95.83	49,346	19,131	-61.23
CYPRUS	5,445	0	-100.00	10,515	0	-100.00
LIBYAN ARAB JAMAHIRIYA	47,413	46,707	-1.49	85,087	62,138	-26.97
ALGERIA	7,680	0	-100.00	7,772	0	-100.00
SUDAN	0	17,279	-	0	88,857	-
TANZANIA, UNITED REPUBLIC OF	386,444	207,998	-46.18	338,710	187,665	-44.59
MADAGASCAR	20,160	214,452	963.75	14,112	166,196	1,077.69
KENYA	51,941	53,257	2.53	53,853	53,900	0.09
MOZAMBIQUE	80,639	0	-100.00	59,934	0	-100.00
EQUATORIAL GUINEA	9,295	5,256	-43.45	13,584	7,080	-47.88
TOGO	97,260	29,985	-69.17	80,547	26,787	-66.74
GHANA	86,688	66,528	-23.26	68,486	51,264	-25.15
GUINEA	19,696	0	-100.00	16,917	0	-100.00
COTE D'IVOIRE	128,260	65,880	-48.64	124,205	55,524	-55.30
SENEGAL	0	9,696	-	0	18,422	-
BENIN	4,693	33,484	613.49	17,136	69,156	303.57
GAMBIA	7,756	6,110	-21.22	14,061	15,820	12.51
SOUTH AFRICA	300,431	216,997	-27.77	403,988	213,037	-47.27
ZIMBABWE	17,993	0	-100.00	21,498	0	-100.00
ZAMBIA	20,319	0	-100.00	16,502	0	-100.00
MALAWI	100,800	0	-100.00	72,720	0	-100.00
COMOROS	320	0	-100.00	1,167	0	-100.00
MAURITIUS	237,409	131,952	-44.42	285,928	191,028	-33.19
VIRGIN ISLANDS (BRITISH)	387	407	5.17	3,914	3,795	-3.04
AUSTRALIA	187,721	163,779	-12.75	204,456	187,744	-8.17
NEW ZEALAND	741	572	-22.81	1,257	44,465	3,437.39
MICRONESIA, FEDERATED STATES	0	1,225	-	0	2,475	-
GUAM	2,250	2,250	0.00	3,669	3,944	7.50
NEW CALEDONIA	26,131	35,515	35.91	42,837	53,595	25.11
SAINT VINCENT AND THE GRENADI	9,041	9,041	0.00	9,380	9,026	-3.77
VANUATU	10,320	10,118	-1.96	9,768	9,657	-1.14
WALLIS AND FUTUNA ISLANDS	3,145	1,847	-41.27	8,710	5,030	-42.25
AMERICAN SAMOA	29,100	21,825	-25.00	43,242	31,596	-26.93
COOK ISLANDS	0	8,397	-	0	8,006	-
FIJI	47,482	33,213	-30.05	46,674	28,057	-39.89
KIRIBATI	2,475	0	-100.00	2,316	0	-100.00
SAMOA	91,943	116,265	26.45	82,881	103,436	24.80
SOLOMON ISLANDS	1,012	2,251	122.43	849	7,220	750.41
TONGA	19,623	17,810	-9.24	14,742	18,795	27.49
TUVALU	0	104	-	0	156	-
EAST TIMOR	11,389	104,158	814.55	20,795	180,292	767.00

TABEL 5. PERKEMBANGAN EKSPOR INDONESIA MENURUT KOMODITI DAN NEGARA TUJUAN

JENIS BARANG	BERAT BERSIH (KG)		PERUB	NILAI FOB (US \$)		PERUB
	JAN-JUL 2008	JAN-JUL 2009	%	JAN-JUL 2008	JAN-JUL 2009	%
	(1)	(2)	(3)	(4)	(5)	(6)
UNITED STATES	92	410	345.65	4,000	24,185	504.63
MEXICO	3,193,743	3,396,136	6.34	4,231,812	4,308,040	1.80
GUATEMALA	334,516	121,644	-63.64	334,209	148,315	-55.62
HONDURAS	575,652	215,347	-62.59	680,984	218,799	-67.87
NICARAGUA	207,117	170,518	-17.67	196,974	200,108	1.59
SURINAME	2,319	1,173	-49.42	28,940	14,641	-49.41
VENEZUELA	44,454	65,892	48.23	51,237	88,943	73.59
ARGENTINA	0	3,234	-	0	93,005	-
BRAZIL	24,383	59,416	143.68	17,166	140,177	716.60
COLOMBIA	20,525	0	-100.00	21,236	0	-100.00
PERU	4,808	6,665	38.62	65,224	57,012	-12.59
GUYANA	0	9,041	-	0	9,341	-
TRINIDAD AND TOBAGO	27,123	27,123	0.00	29,140	30,179	3.57
JAMAICA	164,146	207,853	26.63	216,039	260,196	20.44
BELIZE	838	320	-61.81	4,031	5,389	33.69
DOMINICAN REPUBLIC	0	39,520	-	0	47,794	-
EL SALVADOR	174,323	237,306	36.13	172,475	304,038	76.28
COSTA RICA	49,148	7,202	-85.35	66,353	9,785	-85.25
HAITI	224,656	672,759	199.46	142,842	546,096	282.31
BARBADOS	9,041	9,041	0.00	10,330	9,677	-6.32
ANTIGUA AND BARBUDA	9,041	0	-100.00	9,340	0	-100.00
DOMINICA	0	106,755	-	0	142,979	-
FRENCH GUIANA	8,377	8,392	0.18	11,469	11,724	2.22
FRENCH POLYNESIA	58,212	99,750	71.36	47,044	84,217	79.02
GRENADA	0	9,041	-	0	8,676	-
MARTINIQUE	0	7,121	-	0	11,419	-
NETHERLANDS ANTILLES	0	1,543	-	0	14,694	-
SAINT LUCIA	9,041	9,041	0.00	11,615	8,777	-24.43
GUADELOUPE	6,840	0	-100.00	10,971	0	-100.00
UNITED KINGDOM	0	33,504	-	0	130,335	-
NETHERLANDS	155,208	193,237	24.50	156,663	218,313	39.35
FRANCE	14,000	1	-99.99	56,434	5	-99.99
GERMANY, FED. REP. OF	29,496	0	-100.00	21,135	0	-100.00
BELGIUM	7,499	6,468	-13.75	5,026	4,750	-5.49
SWITZERLAND	41	2	-95.12	444	4	-99.10
SWEDEN	7,351	0	-100.00	9,757	0	-100.00
FINLAND	117,522	69,053	-41.24	153,789	91,080	-40.78
ITALY	142,578	275,397	93.16	219,799	649,833	195.65
GREECE	117,352	74,430	-36.58	185,663	147,182	-20.73
GEORGIA	0	2,000	-	0	2,580	-
RUSSIA FEDERATION	0	15,816	-	0	260,137	-
-DAMAR TIRUAN, BAHAN PLASTIK	729,633,560	714,928,897	-2.02	1,272,428,969	993,658,736	-21.91
JAPAN	124,082,706	106,555,391	-14.13	232,069,092	183,541,648	-20.91
HONG KONG	20,626,585	14,710,483	-28.68	27,077,753	20,568,725	-24.04
KOREA, REPUBLIC OF	7,291,555	7,169,667	-1.67	13,195,016	16,128,984	22.24
TAIWAN	11,061,765	8,662,137	-21.69	24,502,936	16,018,055	-34.63
CHINA	72,425,027	127,976,101	76.70	77,280,849	96,315,942	24.63
MONGOLIA	7,455	2,773	-62.80	23,236	7,991	-65.61
MACAU	59	47,520	80,442.37	150	59,773	39,748.67
PAPUA NEW GUINEA	389,616	427,247	9.66	947,675	1,031,222	8.82
THAILAND	16,496,459	14,302,145	-13.30	44,366,249	36,422,513	-17.90
SINGAPORE	47,657,338	41,159,156	-13.64	91,499,112	74,343,725	-18.75
PHILIPPINES	20,887,653	25,160,934	20.46	39,186,913	32,228,647	-17.76
MALAYSIA	64,355,329	54,734,947	-14.95	108,208,721	71,969,058	-33.49
MYANMAR (FORM. BURMA)	3,560,941	5,166,154	45.08	4,723,057	4,226,082	-10.52
CAMBODIA	124,302	147,455	18.63	226,548	350,793	54.84
BRUNEI DARUSSALAM	195,335	199,827	2.30	341,137	320,314	-6.10
LAO PEOPLE'S DEMOCRATIC REPU	0	19,748	-	0	27,239	-
NEPAL	85,502	5,791	-93.23	187,929	21,175	-88.73
BHUTAN	0	57	-	0	228	-
VIET NAM	32,342,587	42,310,523	30.82	47,945,524	48,431,013	1.01
MALDIVES	144,087	85,347	-40.77	341,182	197,079	-42.24
INDIA	12,896,579	19,818,221	53.67	18,970,989	21,435,317	12.99
PAKISTAN	3,239,714	2,348,115	-27.52	5,615,164	4,663,131	-16.95
BANGLADESH	19,500,004	15,142,216	-22.35	23,679,397	13,836,249	-41.57
SRI LANKA	4,867,132	5,639,930	15.88	7,894,847	7,102,605	-10.03
AFGHANISTAN	0	161,017	-	0	238,348	-
IRAN (ISLAMIC REPUBLIC OF)	53,148	172,343	224.27	225,582	756,903	235.53
SAUDI ARABIA	2,693,212	2,974,195	10.43	8,528,120	9,365,790	9.82
ISRAEL	227,759	292,096	28.25	505,327	396,372	-21.56
KUWAIT	399,293	280,795	-29.68	1,028,734	853,625	-17.02
JORDAN	239,277	127,056	-46.90	490,071	221,384	-54.83
LEBANON	395,495	329,604	-16.66	985,089	561,122	-43.04
YEMEN	2,120,619	296,174	-86.03	3,201,351	624,773	-80.48

TABEL 5. PERKEMBANGAN EKSPOR INDONESIA MENURUT KOMODITI DAN NEGARA TUJUAN

JENIS BARANG	BERAT BERSIH (KG)		PERUB	NILAI FOB (US \$)		PERUB
	JAN-JUL 2008	JAN-JUL 2009	%	JAN-JUL 2008	JAN-JUL 2009	%
	(1)	(2)	(3)	(4)	(5)	(6)
OMAN	197,373	112,226	-43.14	409,373	176,359	-56.92
SYRIA ARAB REPUBLIC	1,056,606	622,251	-41.11	2,024,107	1,406,017	-30.54
TURKEY	37,012,183	17,071,830	-53.88	49,323,577	15,754,505	-68.06
UNITED ARAB EMIRATES	4,349,507	5,058,850	16.31	10,540,914	10,372,669	-1.60
QATAR	44,848	68,245	52.17	173,405	230,619	32.99
BAHRAIN	2,597,294	47,105	-98.19	2,693,065	109,215	-95.94
CYPRUS	31,039	6,777	-78.17	107,780	25,706	-76.15
EGYPT	5,085,455	5,109,034	0.46	6,543,707	4,879,265	-25.44
LIBYAN ARAB JAMAHIRIYA	22,256	104,749	370.66	106,199	404,944	281.31
MOROCCO	130,826	311,432	138.05	480,159	1,173,978	144.50
TUNISIA	87,264	66,573	-23.71	215,190	175,415	-18.48
ALGERIA	1,870,067	235,059	-87.43	2,678,883	265,002	-90.11
SUDAN	320,513	12,091	-96.23	2,113,356	54,233	-97.43
NAMIBIA	0	33,131	-	0	114,374	-
ETHIOPIA	54,299	2,478	-95.44	37,639	8,277	-78.01
TANZANIA, UNITED REPUBLIC OF	167,767	621,930	270.71	400,159	1,475,171	268.65
MADAGASCAR	301,968	85,728	-71.61	532,156	168,158	-68.40
SOMALIA	71,831	57,216	-20.35	232,242	160,310	-30.97
KENYA	2,042,651	2,145,119	5.02	3,101,423	1,703,643	-45.07
REUNION	107,849	125,321	16.20	208,470	203,136	-2.56
MOZAMBIQUE	5,628	1,839	-67.32	5,968	1,881	-68.48
TOGO	348,754	502,054	43.96	687,456	688,050	0.09
GHANA	821,557	908,829	10.62	1,401,775	1,145,236	-18.30
LIBERIA	92,429	5	-99.99	80,347	39	-99.95
GUINEA	623,984	338,570	-45.74	908,938	295,732	-67.46
ANGOLA	65,737	17,843	-72.86	139,236	42,881	-69.20
CONGO	0	27,646	-	0	54,550	-
CAMEROON	276,319	212,400	-23.13	657,776	530,056	-19.42
NIGERIA	2,947,430	5,018,215	70.26	8,148,520	9,005,326	10.51
GABON	62,847	175,905	179.89	115,949	280,593	142.00
COTE D'IVOIRE	417,050	281,025	-32.62	1,143,933	1,479,440	29.33
SENEGAL	86,831	73,477	-15.38	230,744	225,277	-2.37
MAURITANIA	38,694	85,904	122.01	68,013	114,348	68.13
MALI	129,080	248,036	92.16	260,017	420,070	61.55
BENIN	82,390	86,291	4.73	126,795	175,085	38.09
BURKINA FASO	37,787	54,563	44.40	66,451	56,934	-14.32
GAMBIA	0	507	-	0	1,366	-
SEYCHELLES	2,684	17,714	559.99	6,520	22,166	239.97
UGANDA	2,064	4,331	109.84	5,935	15,362	158.84
NIGER	0	3,749	-	0	15,297	-
DJIBOUTI	24,084	11,708	-51.39	75,156	103,441	37.64
SAINT HELENA	210,000	0	-100.00	343,675	0	-100.00
SAO TOME AND PRINCIPE	0	3,300	-	0	3,296	-
SOUTH AFRICA	2,060,198	9,117,807	342.57	3,896,530	10,662,541	173.64
ZIMBABWE	100	0	-100.00	400	0	-100.00
ZAMBIA	27,557	27	-99.90	47,079	129	-99.73
MAURITIUS	3,476,570	3,697,557	6.36	5,078,469	3,895,928	-23.29
VIRGIN ISLANDS (BRITISH)	92,478	28	-99.97	119,214	84	-99.93
AUSTRALIA	31,704,414	19,220,369	-39.38	53,718,594	27,868,259	-48.12
NEW ZEALAND	1,727,106	2,999,995	73.70	3,534,998	3,589,245	1.53
MICRONESIA, FEDERATED STATES	379	10	-97.36	1,940	30	-98.45
GUAM	699	11,845	1,594.56	6,364	33,863	432.10
PALAU	291	871	199.31	502	4,101	716.93
NEW CALEDONIA	55,812	44,676	-19.95	193,041	194,366	0.69
NORTHERN MARIANA ISLANDS	0	1	-	0	1	-
VANUATU	7,032	8,916	26.79	11,267	18,680	65.79
WALLIS AND FUTUNA ISLANDS	32	26	-18.75	50	55	10.00
COOK ISLANDS	7,955	178	-97.76	18,912	1,101	-94.18
FIJI	335,133	257,647	-23.12	1,024,904	580,678	-43.34
KIRIBATI	24	0	-100.00	271	0	-100.00
SAMOA	27,549	6,957	-74.75	161,817	28,256	-82.54
SOLOMON ISLANDS	26,248	66,195	152.19	42,131	61,992	47.14
TONGA	17,725	6,392	-63.94	15,947	10,684	-33.00
EAST TIMOR	1,201,416	3,093,858	157.52	1,006,743	3,136,549	211.55
UNITED STATES	111,563,322	95,372,704	-14.51	204,512,775	132,462,185	-35.23
CANADA	1,393,167	1,215,396	-12.76	4,841,137	3,279,263	-32.26
MEXICO	590,459	848,156	43.64	2,385,510	3,086,819	29.40
GUATEMALA	965,017	714,842	-25.92	1,476,991	859,009	-41.84
HONDURAS	31,010	38,543	24.29	80,975	79,523	-1.79
NICARAGUA	668	122	-81.74	1,153	250	-78.32
PANAMA	235,853	15,569	-93.40	3,280,025	42,303	-98.71
SURINAME	13,931	24,490	75.79	33,269	119,135	258.10
CHILE	126,554	1,047,830	727.97	329,724	972,506	194.95
VENEZUELA	28,358	56,301	98.54	132,856	357,325	168.96
ARGENTINA	80,532	168,677	109.45	222,706	370,326	66.28

TABEL 5. PERKEMBANGAN EKSPOR INDONESIA MENURUT KOMODITI DAN NEGARA TUJUAN

JENIS BARANG	BERAT BERSIH (KG)		PERUB	NILAI FOB (US \$)		PERUB
	JAN-JUL 2008	JAN-JUL 2009	%	JAN-JUL 2008	JAN-JUL 2009	%
(1)	(2)	(3)	(4)	(5)	(6)	(7)
BRAZIL	279,655	2,203,989	688.11	2,351,196	5,946,779	152.93
COLOMBIA	92,479	40,270	-56.45	1,158,412	517,882	-55.29
BOLIVIA	36,912	114	-99.69	110,103	6,495	-94.10
URUGUAY	461,892	504,063	9.13	806,619	613,401	-23.95
PARAGUAY	18,500	2,782,000	14,937.84	19,500	2,884,500	14,692.31
ECUADOR	29,804	0	-100.00	60,952	0	-100.00
PERU	543,950	77,094	-85.83	1,316,636	464,004	-64.76
GUYANA	55,581	19,238	-65.39	91,057	23,444	-74.25
TRINIDAD AND TOBAGO	10,360	22,405	116.26	71,041	92,693	30.48
BAHAMAS	6,332	6	-99.91	10,259	6	-99.94
JAMAICA	16,545	9,462	-42.81	31,092	35,761	15.02
PUERTO RICO	167,041	62,910	-62.34	372,875	112,779	-69.75
BELIZE	0	2,679	-	0	3,125	-
DOMINICAN REPUBLIC	20,904	25,466	21.82	70,691	84,436	19.44
EL SALVADOR	143,000	143,230	0.16	220,538	144,257	-34.59
COSTA RICA	390,593	22,217	-94.31	612,166	103,424	-83.11
HAITI	2,834	8	-99.72	11,801	16	-99.86
BARBADOS	32	31	-3.13	61	85	39.34
ANTIGUA AND BARBUDA	0	230	-	0	420	-
ANGUILLA	0	18,490	-	0	13,179	-
BERMUDA	803	998	24.28	4,060	3,658	-9.90
CAYMAN ISLANDS	2,438	0	-100.00	553	0	-100.00
FRENCH GUIANA	1,277	1,967	54.03	2,321	2,435	4.91
FRENCH POLYNESIA	15,893	4,585	-71.15	35,983	12,783	-64.47
GRENADA	316	0	-100.00	1,572	0	-100.00
MARTINIQUE	550	2,498	354.18	2,417	22,453	828.96
NETHERLANDS ANTILLES	39,431	11,395	-71.10	29,279	22,683	-22.53
TURKS AND CAICOS ISLANDS	810	1,106	36.54	1,732	3,968	129.10
GUADELOUPE	4,477	3,467	-22.56	9,011	4,813	-46.59
SAINT KITTS AND NEVIS	0	59	-	0	85	-
UNITED KINGDOM	6,765,746	5,079,581	-24.92	16,811,103	10,433,863	-37.93
NETHERLANDS	2,555,639	2,190,456	-14.29	6,057,641	4,922,058	-18.75
FRANCE	3,267,209	2,318,800	-29.03	10,979,045	9,464,269	-13.80
GERMANY, FED. REP. OF	3,041,103	2,380,392	-21.73	9,423,797	6,835,529	-27.47
AUSTRIA	7,843	3,147	-59.88	62,004	12,758	-79.42
BELGIUM	5,313,249	9,639,191	81.42	14,100,627	14,719,444	4.39
SWITZERLAND	1,182,960	54,129	-95.42	2,039,021	400,303	-80.37
LUXEMBOURG	0	1,001	-	0	987	-
MONACO	0	12,072	-	0	37,007	-
DENMARK	117,891	259,923	120.48	379,191	638,961	68.51
NORWAY	69,976	79,047	12.96	311,235	179,177	-42.43
SWEDEN	406,762	188,650	-53.62	1,034,589	669,715	-35.27
FINLAND	180,444	72,420	-59.87	459,701	194,179	-57.76
IRELAND	502,975	378,212	-24.81	899,317	508,349	-43.47
ITALY	2,332,795	2,190,636	-6.09	6,172,625	5,545,490	-10.16
SPAIN	5,758,796	4,028,854	-30.04	10,846,885	8,179,647	-24.59
PORTUGAL	376,599	350,839	-6.84	1,045,652	1,195,989	14.38
ICELAND	308,030	396,000	28.56	490,051	444,733	-9.25
GREECE	1,725,895	665,708	-61.43	3,827,330	1,873,648	-51.05
ANDORRA	256	0	-100.00	118	0	-100.00
DEMOCRATIC REPUBLIC OF THE C	147,028	93,565	-36.36	232,404	108,999	-53.10
HUNGARY	118,233	80,856	-31.61	304,350	200,914	-33.99
POLAND	711,179	360,553	-49.30	1,559,087	1,470,930	-5.65
ROMANIA	462,224	211,116	-54.33	951,369	415,337	-56.34
BULGARIA	75,669	15,226	-79.88	189,671	31,814	-83.23
YUGOSLAVIA	349	1	-99.71	3,770	11	-99.71
ALBANIA	305	1,098	260.00	459	1,906	315.25
ARMENIA	23,226	21,542	-7.25	68,266	58,217	-14.72
AZERBAIJAN	16,893	0	-100.00	50,069	0	-100.00
KAZAKHSTAN	102,000	18,632	-81.73	173,400	54,104	-68.80
UKRAINE	2,519,205	222,076	-91.18	4,056,866	651,015	-83.95
LITHUANIA	239,375	83,633	-65.06	450,160	136,693	-69.63
LATVIA	32,151	1,892	-94.12	62,435	9,312	-85.09
ESTONIA	0	454,634	-	0	630,294	-
CROATIA	39,809	28,307	-28.89	82,659	82,037	-0.75
BOSNIA AND HERZEGOVINA	88,906	4	-100.00	94,343	350	-99.63
MALTA	23,807	31,305	31.49	74,875	87,484	16.84
SLOVAKIA	9,112	15,518	70.30	99,426	149,051	49.91
SLOVENIA	6,700	6,339	-5.39	29,519	28,548	-3.29
CZECH REPUBLIC	5,418	86,088	1,488.93	35,598	141,943	298.74
RUSSIA FEDERATION	2,764,327	2,515,271	-9.01	5,749,332	4,505,674	-21.63
-BAHAN KERTAS	1,348,011,932	1,259,793,253	-6.54	762,307,337	426,026,915	-44.11
JAPAN	84,642,577	69,698,719	-17.66	56,905,368	25,287,745	-55.56
KOREA, REPUBLIC OF	282,229,549	161,499,452	-42.78	142,931,297	52,721,523	-63.11

TABEL 5. PERKEMBANGAN EKSPOR INDONESIA MENURUT KOMODITI DAN NEGARA TUJUAN

JENIS BARANG	BERAT BERSIH (KG)		PERUB	NILAI FOB (US \$)		PERUB
	JAN-JUL 2008	JAN-JUL 2009	%	JAN-JUL 2008	JAN-JUL 2009	%
	(1)	(2)	(3)	(4)	(5)	(6)
TAIWAN	58,942,883	41,468,661	-29.65	37,905,456	14,090,914	-62.83
CHINA	675,450,647	746,363,233	10.50	389,591,319	255,171,407	-34.50
THAILAND	9,228,756	2,556,072	-72.30	6,270,454	846,187	-86.51
SINGAPORE	500,842	0	-100.00	195,949	0	-100.00
PHILIPPINES	3,792,288	3,391,179	-10.58	1,855,227	1,315,284	-29.10
MALAYSIA	0	628,616	-	0	233,445	-
VIET NAM	14,646,889	40,370,219	175.62	6,111,004	13,367,045	118.74
INDIA	89,336,983	97,109,695	8.70	49,348,657	31,453,482	-36.26
PAKISTAN	0	1,780,347	-	0	575,666	-
BANGLADESH	14,335,968	26,019,992	81.50	7,943,039	8,508,586	7.12
IRAN (ISLAMIC REPUBLIC OF)	1,096,262	1,500,000	36.83	636,834	527,213	-17.21
SAUDI ARABIA	1,495,987	7,673,902	412.97	772,421	2,508,678	224.78
KUWAIT	996,505	4,989,510	400.70	388,637	1,612,631	314.95
JORDAN	497,910	0	-100.00	293,767	0	-100.00
LEBANON	19,802	1,987,545	9,937.09	11,881	611,152	5,043.94
SYRIA ARAB REPUBLIC	0	1,991,193	-	0	629,821	-
UNITED ARAB EMIRATES	3,163,453	7,827,007	147.42	1,883,362	2,606,041	38.37
EGYPT	0	99,900	-	0	34,965	-
KENYA	0	79,920	-	0	23,976	-
DJIBOUTI	0	1,006,495	-	0	301,949	-
AUSTRALIA	496,190	0	-100.00	262,981	0	-100.00
EAST TIMOR	0	26	-	0	20	-
CANADA	0	80,564	-	0	26,586	-
PANAMA	1,000,000	0	-100.00	625,000	0	-100.00
UNITED KINGDOM	5	43,651	872,920.00	5	17,686	353,620.00
NETHERLANDS	9,709,858	8,008,012	-17.53	5,103,912	2,602,324	-49.01
FRANCE	22,473,952	6,007,229	-73.27	12,279,225	1,952,345	-84.10
GERMANY, FED. REP. OF	96,364	0	-100.00	53,887	0	-100.00
FINLAND	0	38,044	-	0	10,044	-
ITALY	73,858,262	27,574,028	-62.67	40,937,655	8,989,695	-78.04
PORTUGAL	0	42	-	0	505	-
-ALAS KAKI (KULIT, KARET DAN KA	77,018,302	73,474,313	-4.60	1,105,887,869	1,062,109,774	-3.96
JAPAN	4,198,647	3,680,286	-12.35	52,470,435	45,883,496	-12.55
HONG KONG	933,501	845,958	-9.38	12,802,537	11,046,375	-13.72
KOREA, DEMOCRATIC PEOPLE'S RI	20,802	0	-100.00	312,730	0	-100.00
KOREA, REPUBLIC OF	1,357,093	1,137,621	-16.17	17,752,405	16,418,476	-7.51
TAIWAN	1,241,668	968,502	-22.00	8,248,138	8,697,173	5.44
CHINA	2,713,656	1,696,316	-37.49	40,277,969	25,182,927	-37.48
MONGOLIA	0	45	-	0	904	-
PAPUA NEW GUINEA	68,295	46,631	-31.72	549,492	439,737	-19.97
THAILAND	361,524	331,122	-8.41	7,180,904	6,771,384	-5.70
SINGAPORE	2,807,128	2,411,551	-14.09	26,629,855	21,182,180	-20.46
PHILIPPINES	415,548	299,271	-27.98	3,988,137	2,430,145	-39.07
MALAYSIA	738,295	442,782	-40.03	7,096,642	4,070,607	-42.64
CAMBODIA	24	5,589	23,187.50	27	54,000	199,900.00
BRUNEI DARUSSALAM	13,781	16,077	16.66	119,749	139,207	16.25
LAO PEOPLE'S DEMOCRATIC REPU	0	9	-	0	255	-
NEPAL	1,635	5,824	256.21	19,897	62,633	214.79
VIET NAM	89,900	59,931	-33.34	965,649	722,937	-25.13
MALDIVES	184,672	152,196	-17.59	231,482	190,579	-17.67
INDIA	99,738	152,053	52.45	1,209,817	1,317,838	8.93
PAKISTAN	456	859	88.38	3,847	23,150	501.77
BANGLADESH	78,627	3,512	-95.53	389,037	30,759	-92.09
SRI LANKA	17,340	8,444	-51.30	36,705	77,171	110.25
IRAN (ISLAMIC REPUBLIC OF)	0	594	-	0	4,822	-
SAUDI ARABIA	174,304	123,092	-29.38	661,692	504,017	-23.83
ISRAEL	127,945	107,463	-16.01	1,901,000	1,762,259	-7.30
KUWAIT	3,594	0	-100.00	25,981	0	-100.00
JORDAN	27,290	45,074	65.17	89,081	252,185	183.10
LEBANON	21,919	45,874	109.29	252,956	868,989	243.53
YEMEN	205,489	385,585	87.64	275,723	571,789	107.38
OMAN	0	12	-	0	67	-
SYRIA ARAB REPUBLIC	6,879	8,607	25.12	82,765	49,179	-40.58
TURKEY	666,949	631,009	-5.39	9,564,355	8,781,702	-8.18
UNITED ARAB EMIRATES	425,160	419,095	-1.43	5,001,171	5,199,587	3.97
QATAR	6,580	3,887	-40.93	137,559	102,336	-25.61
BAHRAIN	556	1,520	173.38	4,854	8,012	65.06
CYPRUS	10,922	1,802	-83.50	179,078	39,585	-77.90
EGYPT	55,540	30,950	-44.27	848,617	459,826	-45.81
MOROCCO	1,965	11,121	465.95	23,203	137,086	490.81
TUNISIA	9,473	28,796	203.98	135,143	62,233	-53.95
ALGERIA	2,150	19,180	792.09	44,203	56,377	27.54
NAMIBIA	34	0	-100.00	103	0	-100.00
TANZANIA, UNITED REPUBLIC OF	312	2,879	822.76	2,025	15,671	673.88

TABEL 5. PERKEMBANGAN EKSPOR INDONESIA MENURUT KOMODITI DAN NEGARA TUJUAN

JENIS BARANG	BERAT BERSIH (KG)		PERUB	NILAI FOB (US \$)		PERUB
	JAN-JUL 2008	JAN-JUL 2009	%	JAN-JUL 2008	JAN-JUL 2009	%
	(1)	(2)	(3)	(4)	(5)	(6)
MADAGASCAR	24,021	20,880	-13.08	22,344	20,156	-9.79
KENYA	28,118	8,331	-70.37	103,764	75,768	-26.98
REUNION	17,455	7,439	-57.38	145,154	41,310	-71.54
MOZAMBIQUE	22,280	27,000	21.18	5,666	11,755	107.47
TOGO	4,215	397	-90.58	8,978	3,214	-64.20
GHANA	12,000	8,453	-29.56	3,000	9,690	223.00
LIBERIA	27	0	-100.00	100	0	-100.00
GUINEA	24,099	5,017	-79.18	62,959	3,739	-94.06
CONGO	71,380	58,000	-18.74	60,168	17,125	-71.54
CAMEROON	817	0	-100.00	9,475	0	-100.00
NIGERIA	0	1,192	-	0	3,532	-
SIERRA LEONE	0	159	-	0	20,693	-
GABON	3,233	38	-98.82	31,573	578	-98.17
COTE D'IVOIRE	2,242	315	-85.95	28,166	4,554	-83.83
SENEGAL	24,620	266	-98.92	47,249	4,508	-90.46
MAURITANIA	0	24,713	-	0	30,588	-
BENIN	51,358	24,000	-53.27	52,347	9,120	-82.58
GAMBIA	0	1,637	-	0	3,648	-
U.S. VIRGIN ISLANDS	2	0	-100.00	13	0	-100.00
SEYCHELLES	2,735	274	-89.98	13,764	1,391	-89.89
UGANDA	0	2,758	-	0	17,000	-
DJIBOUTI	0	681	-	0	13,122	-
SAO TOME AND PRINCIPE	212	0	-100.00	179	0	-100.00
SOUTH AFRICA	633,351	893,399	41.06	9,172,868	11,590,080	26.35
ZAMBIA	0	4,810	-	0	54,931	-
COMOROS	7,735	6,604	-14.62	29,139	32,364	11.07
MAURITIUS	16,880	27,846	64.96	61,381	42,951	-30.03
AUSTRALIA	1,263,923	864,488	-31.60	17,940,706	13,238,531	-26.21
NEW ZEALAND	148,412	123,873	-16.53	2,440,879	2,202,847	-9.75
GUAM	2	0	-100.00	17	0	-100.00
PALAU	466	27	-94.21	784	540	-31.12
NEW CALEDONIA	1,839	1,084	-41.05	6,290	29,869	374.86
NORTHERN MARIANA ISLANDS	0	4	-	0	374	-
VANUATU	5,557	5,031	-9.47	97,406	7,013	-92.80
AMERICAN SAMOA	4	0	-100.00	361	0	-100.00
COOK ISLANDS	146	202	38.36	1,848	978	-47.08
FIJI	3,476	6,135	76.50	47,312	30,107	-36.36
EAST TIMOR	396,044	506,528	27.90	399,397	467,605	17.08
UNITED STATES	15,001,559	16,035,920	6.90	225,542,215	243,775,448	8.08
CANADA	585,535	712,313	21.65	9,280,457	11,015,471	18.70
MEXICO	1,959,027	1,253,586	-36.01	21,818,280	15,476,679	-29.07
GUATEMALA	6,179	0	-100.00	52,996	0	-100.00
HONDURAS	26,536	0	-100.00	197,881	0	-100.00
NICARAGUA	59	199	237.29	85	1,163	1,268.24
PANAMA	697,276	862,346	23.67	10,989,722	13,144,714	19.61
SURINAME	280	960	242.86	3,790	14,036	270.34
CHILE	419,178	585,163	39.60	6,400,335	7,835,721	22.43
VENEZUELA	27,262	79,811	192.76	382,316	968,080	153.21
ARGENTINA	377,735	298,868	-20.88	5,684,631	4,128,083	-27.38
BRAZIL	383,278	784,808	104.76	6,467,812	12,039,367	86.14
COLOMBIA	88,616	45,025	-49.19	1,291,133	636,120	-50.73
BOLIVIA	4,163	6,448	54.89	55,554	140,333	152.61
URUGUAY	37,662	25,808	-31.47	678,540	382,704	-43.60
PARAGUAY	61,129	25,529	-58.24	887,808	359,054	-59.56
ECUADOR	50,031	44,849	-10.36	731,335	679,330	-7.11
PERU	46,098	92,276	100.17	592,524	1,275,658	115.29
JAMAICA	2,643	417	-84.22	24,963	5,690	-77.21
PUERTO RICO	4,442	4,539	2.18	32,920	22,063	-32.98
BELIZE	1	0	-100.00	5	0	-100.00
DOMINICAN REPUBLIC	1,157	151	-86.95	2,297	1,196	-47.93
EL SALVADOR	1,899	12,721	569.88	22,474	214,669	855.19
COSTA RICA	3,117	19,094	512.58	25,575	372,909	1,358.10
HAITI	0	18	-	0	40	-
BARBADOS	22,027	64	-99.71	61,318	1,860	-96.97
ANTIGUA AND BARBUDA	298	6	-97.99	1,731	219	-87.35
BERMUDA	276	465	68.48	1,529	4,495	193.98
CAYMAN ISLANDS	2	0	-100.00	125	0	-100.00
FRENCH GUIANA	16	593	3,606.25	55	14,922	27,030.91
FRENCH POLYNESIA	6,975	5,716	-18.05	23,886	35,475	48.52
MARTINIQUE	116	526	353.45	739	2,620	254.53
NETHERLANDS ANTILLES	5,237	3,357	-35.90	46,253	57,779	24.92
TURKS AND CAICOS ISLANDS	166	0	-100.00	355	0	-100.00
GUADELOUPE	167	3,490	1,989.82	1,226	35,200	2,771.13
SAINT KITTS AND NEVIS	1	43	4,200.00	2	814	40,600.00
UNITED KINGDOM	6,010,898	6,065,695	0.91	83,439,622	85,290,337	2.22

TABEL 5. PERKEMBANGAN EKSPOR INDONESIA MENURUT KOMODITI DAN NEGARA TUJUAN

JENIS BARANG	BERAT BERSIH (KG)		PERUB %	NILAI FOB (US \$)		PERUB %
	JAN-JUL 2008	JAN-JUL 2009		JAN-JUL 2008	JAN-JUL 2009	
(1)	(2)	(3)	(4)	(5)	(6)	(7)
NETHERLANDS	3,837,711	3,480,392	-9.31	60,452,849	59,658,789	-1.31
FRANCE	2,101,393	1,985,937	-5.49	30,214,384	26,622,804	-11.89
GERMANY, FED. REP. OF	6,664,268	5,832,875	-12.48	110,228,473	100,743,192	-8.61
AUSTRIA	97,136	72,401	-25.46	1,592,108	918,240	-42.33
BELGIUM	7,515,732	8,155,289	8.51	112,968,488	121,412,082	7.47
SWITZERLAND	120,208	133,939	11.42	1,653,054	1,810,502	9.52
LUXEMBOURG	0	29,517	-	0	169,017	-
MONACO	1,398	6,995	400.36	12,665	55,024	334.46
DENMARK	1,480,472	1,326,735	-10.38	27,372,720	24,669,251	-9.88
NORWAY	82,369	81,928	-0.54	1,729,634	1,291,443	-25.33
SWEDEN	317,540	213,892	-32.64	3,175,135	2,811,229	-11.46
FINLAND	80,672	53,259	-33.98	2,623,742	1,044,781	-60.18
IRELAND	133,539	137,102	2.67	2,045,181	2,162,947	5.76
ITALY	4,931,857	5,299,735	7.46	84,115,275	80,729,863	-4.02
SPAIN	1,637,320	1,104,902	-32.52	22,155,832	15,847,315	-28.47
PORTUGAL	151,608	47,073	-68.95	3,984,234	1,181,696	-70.34
ICELAND	1,371	1,367	-0.29	17,260	32,322	87.27
GREECE	487,270	393,384	-19.27	6,901,852	5,939,186	-13.95
HUNGARY	36,824	37,656	2.26	427,905	493,758	15.39
POLAND	71,142	52,254	-26.55	692,209	866,590	25.19
ROMANIA	1,461	5,328	264.68	40,445	87,648	116.71
BULGARIA	37,888	35,307	-6.81	248,015	255,162	2.88
YUGOSLAVIA	67,034	40,606	-39.42	1,076,507	513,117	-52.34
AZERBAIJAN	0	4,445	-	0	11,508	-
KAZAKHSTAN	7,707	7,178	-6.86	155,200	128,356	-17.30
KYRGYZSTAN	523	0	-100.00	4,478	0	-100.00
UKRAINE	171,628	104,179	-39.30	2,458,581	1,686,372	-31.41
LITHUANIA	9,038	1,318	-85.42	285,674	59,480	-79.18
LATVIA	5,800	4,683	-19.26	59,500	43,188	-27.42
ESTONIA	3,951	3,232	-18.20	48,383	20,884	-56.84
CROATIA	18,246	22,713	24.48	248,631	214,637	-13.67
BOSNIA AND HERZEGOVINA	1,274	0	-100.00	12,932	0	-100.00
MALTA	93	3,937	4,133.33	1,848	27,333	1,379.06
SLOVAKIA	264,262	193,928	-26.62	9,915,187	8,002,291	-19.29
SLOVENIA	130,369	156,331	19.91	1,419,384	1,635,858	15.25
CZECH REPUBLIC	62,025	79,214	27.71	808,660	1,161,427	43.62
RUSSIA FEDERATION	800,092	631,778	-21.04	11,690,705	10,262,897	-12.21
-PRODUK KERAMIK	294,169,066	242,442,485	-17.58	184,282,952	142,811,399	-22.50
JAPAN	4,559,903	2,961,384	-35.06	15,818,842	10,044,347	-36.50
HONG KONG	499,855	675,612	35.16	1,107,330	1,548,072	39.80
KOREA, REPUBLIC OF	31,431,770	26,717,594	-15.00	12,630,189	9,839,325	-22.10
TAIWAN	27,145,766	14,882,765	-45.17	9,063,775	5,077,701	-43.98
CHINA	596,218	292,309	-50.97	1,998,678	607,781	-69.59
MACAU	10,846	30,631	182.42	115,905	440,893	280.39
PAPUA NEW GUINEA	186,878	308,051	64.84	48,505	59,424	22.51
THAILAND	20,534,044	19,851,888	-3.32	7,855,837	6,177,663	-21.36
SINGAPORE	3,009,268	3,271,625	8.72	2,508,226	3,111,473	24.05
PHILIPPINES	8,406,648	12,098,097	43.91	2,324,376	2,509,009	7.94
MALAYSIA	30,784,882	30,109,781	-2.19	7,798,561	7,674,023	-1.60
MYANMAR (FORM. BURMA)	940,745	776,548	-17.45	152,495	147,125	-3.52
CAMBODIA	4,184,166	2,533,786	-39.44	852,355	635,739	-25.41
BRUNEI DARUSSALAM	2,672,326	2,406,041	-9.96	750,993	659,730	-12.15
LAO PEOPLE'S DEMOCRATIC REPU	0	19,762	-	0	16,446	-
NEPAL	43,977	54,241	23.34	26,520	34,585	30.41
BHUTAN	0	496	-	0	1,976	-
VIET NAM	1,712,289	1,673,829	-2.25	654,286	794,494	21.43
MALDIVES	3,395,621	348,148	-89.75	875,094	229,564	-73.77
INDIA	1,280,474	1,215,797	-5.05	2,265,072	2,162,268	-4.54
PAKISTAN	11,314,821	6,327,105	-44.08	2,335,265	1,280,110	-45.18
BANGLADESH	335,738	222,156	-33.83	112,502	156,527	39.13
SRI LANKA	11,102,289	7,347,859	-33.82	2,145,584	1,423,431	-33.66
AFGHANISTAN	467,639	326,476	-30.19	75,515	55,841	-26.05
IRAQ	243,662	1,011,786	315.24	75,251	219,050	191.09
IRAN (ISLAMIC REPUBLIC OF)	114,952	97,705	-15.00	396,190	255,737	-35.45
SAUDI ARABIA	11,032,792	15,767,926	42.92	2,155,097	3,509,841	62.86
ISRAEL	1,574,708	1,090,345	-30.76	397,315	546,925	37.66
KUWAIT	914,223	641,282	-29.85	203,016	213,674	5.25
JORDAN	1,465,000	136,338	-90.69	306,434	44,825	-85.37
LEBANON	109,290	46,959	-57.03	67,540	133,289	97.35
YEMEN	436,121	2,926,456	571.02	110,484	802,950	626.76
OMAN	51,191	21,814	-57.39	23,013	32,589	41.61
SYRIA ARAB REPUBLIC	1,541	799	-48.15	3,325	6,688	101.14
TURKEY	1,619,943	1,319,782	-18.53	1,756,449	1,018,816	-42.00
UNITED ARAB EMIRATES	6,467,077	2,597,565	-59.83	3,937,610	2,262,524	-42.54

TABEL 5. PERKEMBANGAN EKSPOR INDONESIA MENURUT KOMODITI DAN NEGARA TUJUAN

JENIS BARANG	BERAT BERSIH (KG)		PERUB	NILAI FOB (US \$)		PERUB
	JAN-JUL 2008	JAN-JUL 2009	%	JAN-JUL 2008	JAN-JUL 2009	%
(1)	(2)	(3)	(4)	(5)	(6)	(7)
QATAR	3,908,854	515,059	-86.82	1,515,843	440,903	-70.91
BAHRAIN	504,473	298,792	-40.77	216,718	186,729	-13.84
CYPRUS	19,977	6,894	-65.49	31,365	12,972	-58.64
EGYPT	396,526	730,587	84.25	436,622	940,284	115.35
LIBYAN ARAB JAMAHIRIYA	0	8,270	-	0	13,164	-
MOROCCO	32,387	33,990	4.95	17,906	20,710	15.66
TUNISIA	14,380	47,216	228.34	35,123	70,970	102.06
ALGERIA	0	1,159	-	0	591	-
SUDAN	27,981	7,311	-73.87	27,385	21,166	-22.71
NAMIBIA	84	39	-53.57	254	93	-63.39
ETHIOPIA	0	174,727	-	0	22,368	-
TANZANIA, UNITED REPUBLIC OF	166,157	8,053	-95.15	23,070	4,335	-81.21
MADAGASCAR	4,397	183,378	4,070.53	6,307	75,484	1,096.83
KENYA	633	676	6.79	259	1,748	574.90
REUNION	1,261,841	2,371,869	87.97	326,196	525,640	61.14
MOZAMBIQUE	742	31,416	4,133.96	432	53,092	12,189.81
BOTSWANA	84,425	126,479	49.81	14,840	26,902	81.28
TOGO	17,539	1,735	-90.11	3,858	2,879	-25.38
GUINEA	0	3,077	-	0	5,958	-
ANGOLA	283,635	439,067	54.80	108,678	141,873	30.54
CONGO	0	124	-	0	278	-
CAMEROON	0	7,915	-	0	2,702	-
NIGERIA	203,902	378,370	85.56	170,060	157,840	-7.19
GABON	544	154,540	28,308.09	1,669	35,115	2,003.95
COTE D'IVOIRE	10,392	0	-100.00	13,326	0	-100.00
SENEGAL	85	3,368	3,862.35	108	3,193	2,856.48
MAURITANIA	70,537	8,420	-88.06	13,839	3,000	-78.32
BENIN	2,486	0	-100.00	1,696	0	-100.00
GAMBIA	0	62	-	0	58	-
U.S. VIRGIN ISLANDS	62	456	635.48	36	1,978	5,394.44
SEYCHELLES	13,031	22,337	71.41	60,716	59,697	-1.68
NIGER	66	0	-100.00	116	0	-100.00
DJIBOUTI	790	49,416	6,155.19	3,625	21,633	496.77
SAO TOME AND PRINCIPE	1,780	7,893	343.43	1,500	2,800	86.67
SWAZILAND	3,382	0	-100.00	1,870	0	-100.00
SOUTH AFRICA	9,712,782	7,010,831	-27.82	19,972,435	3,118,295	-84.39
MAURITIUS	3,860,970	4,420,262	14.49	931,789	959,341	2.96
VIRGIN ISLANDS (BRITISH)	0	235	-	0	83	-
AUSTRALIA	22,210,805	22,867,120	2.95	9,682,605	18,700,142	93.13
NEW ZEALAND	1,202,311	619,606	-48.47	584,889	313,652	-46.37
MICRONESIA, FEDERATED STATES	144	0	-100.00	736	0	-100.00
GUAM	4,672	4,027	-13.81	5,468	8,162	49.27
PALAU	25,817	16	-99.94	8,183	327	-96.00
NEW CALEDONIA	42,324	16,016	-62.16	30,455	17,933	-41.12
SAINT VINCENT AND THE GRENADI	1,023	0	-100.00	1,831	0	-100.00
VANUATU	81,984	81,847	-0.17	116,303	24,146	-79.24
WALLIS AND FUTUNA ISLANDS	692	100	-85.55	1,278	185	-85.52
AMERICAN SAMOA	132,856	70,613	-46.85	37,081	18,479	-50.17
COOK ISLANDS	27,753	785	-97.17	14,575	1,368	-90.61
FIJI	276,731	294,430	6.40	113,939	115,583	1.44
SAMOA	72,886	26,137	-64.14	16,968	7,076	-58.30
SOLOMON ISLANDS	474	0	-100.00	1,265	0	-100.00
TONGA	7,265	1	-99.99	16,387	6,568	-99.92
EAST TIMOR	580,848	1,348,756	132.20	393,826	1,141,138	189.76
UNITED STATES	23,275,270	14,191,511	-39.03	31,830,140	25,601,853	-19.57
CANADA	4,004,669	2,712,157	-32.28	2,711,989	2,577,689	-4.95
MEXICO	103,799	25,916	-75.03	225,121	91,093	-59.54
GUATEMALA	382	393	2.88	1,761	1,705	-3.18
NICARAGUA	2,248	0	-100.00	3,515	0	-100.00
PANAMA	560,080	126,410	-77.43	156,145	34,302	-78.03
SURINAME	0	313	-	0	450	-
CHILE	232,681	57,153	-75.44	114,458	36,124	-68.44
VENEZUELA	21	2,426	11,452.38	14	6,326	45,085.71
ARGENTINA	26,879	21,843	-18.74	33,637	53,856	60.11
BRAZIL	20,823	80,983	288.91	49,070	27,083	-44.81
COLOMBIA	53,885	31,492	-41.56	53,287	42,630	-20.00
BOLIVIA	24,089	25,001	3.79	6,104	6,498	6.45
URUGUAY	24,013	25,704	7.04	7,309	8,250	12.87
ECUADOR	4	3,042	75,950.00	8	1,940	24,150.00
PERU	184,735	120,997	-34.50	82,098	46,409	-43.47
TRINIDAD AND TOBAGO	173,856	1,880	-98.92	55,910	4,760	-91.49
BAHAMAS	18,934	20,067	5.98	9,817	12,489	27.22
JAMAICA	1,087,073	355,497	-67.30	327,914	117,743	-64.09
PUERTO RICO	439,685	434,806	-1.11	211,951	179,756	-15.19
DOMINICAN REPUBLIC	12,836	10,637	-17.13	29,207	32,180	10.18

TABEL 5. PERKEMBANGAN EKSPOR INDONESIA MENURUT KOMODITI DAN NEGARA TUJUAN

JENIS BARANG	BERAT BERSIH (KG)		PERUB	NILAI FOB (US \$)		PERUB
	JAN-JUL 2008	JAN-JUL 2009	%	JAN-JUL 2008	JAN-JUL 2009	%
(1)	(2)	(3)	(4)	(5)	(6)	(7)
COSTA RICA	8,936	30,397	240.16	8,289	7,800	-5.90
HAITI	0	378	-	0	636	-
BARBADOS	1,071	902	-15.78	2,433	728	-70.08
ANTIGUA AND BARBUDA	24,893	1	-100.00	7,791	283	-96.37
ANGUILLA	0	116	-	0	189	-
ARUBA	510	0	-100.00	1,641	0	-100.00
BERMUDA	324	392	20.99	2,596	1,467	-43.49
CAYMAN ISLANDS	164	0	-100.00	36	0	-100.00
FRENCH GUIANA	4,064	2,476	-39.07	8,106	8,719	7.56
FRENCH POLYNESIA	600,712	16,302	-97.29	86,534	29,925	-65.42
GRENADA	48,634	52,150	7.23	18,370	20,545	11.84
MARTINIQUE	132,467	28,419	-78.55	30,280	8,616	-71.55
NETHERLANDS ANTILLES	16,330	25,589	56.70	8,579	19,400	126.13
SAINT LUCIA	1,069	0	-100.00	6,163	0	-100.00
TURKS AND CAICOS ISLANDS	489	37	-92.43	830	109	-86.87
GUADELOUPE	232,905	360,516	54.79	47,626	81,863	71.89
SAINT KITTS AND NEVIS	552	317	-42.57	210	442	110.48
UNITED KINGDOM	6,469,161	4,988,749	-22.88	10,815,643	7,642,559	-29.34
NETHERLANDS	1,376,520	1,060,919	-22.93	1,712,621	1,174,108	-31.44
FRANCE	1,087,269	1,267,780	16.60	1,672,314	2,179,373	30.32
GERMANY, FED. REP. OF	844,026	482,679	-42.81	1,139,453	816,067	-28.38
AUSTRIA	9,077	10,553	16.26	17,916	19,626	9.54
BELGIUM	2,295,051	3,114,715	35.71	4,385,733	2,576,164	-41.26
SWITZERLAND	58,099	39,265	-32.42	182,093	160,094	-12.08
MONACO	11	51,118	464,609.09	39	11,530	29,464.10
DENMARK	90,736	44,753	-50.68	98,723	123,245	24.84
NORWAY	1,620,432	782,972	-51.68	751,735	303,651	-59.61
SWEDEN	1,855,292	1,133,540	-38.90	1,526,032	936,576	-38.63
FINLAND	114,041	88,145	-22.71	864,356	656,146	-24.09
IRELAND	122,921	161,936	31.74	180,380	300,066	66.35
ITALY	5,544,444	4,036,339	-27.20	4,649,029	3,453,665	-25.71
SPAIN	911,599	470,017	-48.44	1,280,419	948,535	-25.92
PORTUGAL	12,182	15,250	25.18	28,301	17,812	-37.06
GREECE	2,087,283	1,708,879	-18.13	814,969	543,649	-33.29
ANDORRA	26,450	0	-100.00	8,988	0	-100.00
DEMOCRATIC REPUBLIC OF THE C	0	127,794	-	0	27,427	-
HUNGARY	12,935	20,009	54.69	20,647	33,174	60.67
POLAND	829,361	291,522	-64.85	191,772	90,668	-52.72
ROMANIA	8,861	2,593	-70.74	20,212	3,288	-83.73
BULGARIA	8,529	8,998	5.50	14,350	9,613	-33.01
YUGOSLAVIA	5,339	2,344	-56.10	65,788	4,828	-92.66
ALBANIA	46	0	-100.00	72	0	-100.00
AZERBAIJAN	110	74	-32.73	829	400	-51.75
KAZAKHSTAN	39	0	-100.00	144	0	-100.00
UKRAINE	1,847,188	264,377	-85.69	807,523	128,393	-84.10
LITHUANIA	626	0	-100.00	548	0	-100.00
LATVIA	0	40	-	0	727	-
ESTONIA	45,586	893	-98.04	13,575	1,683	-87.60
GEORGIA	2,882	4,064	41.01	9,909	63,795	543.81
CROATIA	91,447	34,825	-61.92	115,325	21,416	-81.43
BOSNIA AND HERZEGOVINA	379	0	-100.00	1,773	0	-100.00
MALTA	188,448	100,145	-46.86	59,985	42,535	-29.09
SLOVAKIA	1,384	1,408	1.73	2,964	4,665	57.39
SLOVENIA	1,904	840	-55.88	2,666	1,613	-39.50
CZECH REPUBLIC	880,306	740,935	-15.83	293,237	257,195	-12.29
REP. OF MACEDONIA	0	21,172	-	0	3,247	-
RUSSIA FEDERATION	479,932	102,408	-78.66	482,891	166,920	-65.43
-EMAS BATANGAN	18,392	15,563	-15.38	545,347,124	443,728,318	-18.63
JAPAN	75	69	-8.00	2,054,389	2,045,694	-0.42
HONG KONG	3,039	3,819	25.67	91,534,749	111,822,463	22.16
KOREA, REPUBLIC OF	0	1	-	0	18,175	-
SINGAPORE	8,191	4,308	-47.41	239,793,220	121,749,439	-49.23
MALAYSIA	618	574	-7.12	18,822,339	16,555,224	-12.04
INDIA	0	100	-	0	2,978,834	-
UNITED ARAB EMIRATES	0	477	-	0	10,633,889	-
AUSTRALIA	6,456	4,265	-33.94	192,819,980	123,922,502	-35.73
UNITED STATES	0	274	-	0	4,604,491	-
GERMANY, FED. REP. OF	0	2	-	0	28,822	-
SWITZERLAND	0	1,528	-	0	46,452,481	-
ITALY	13	146	1,023.08	322,447	2,916,304	804.43
-PESAWAT UDARA DAN BAGIANNY	1,951,894	2,112,789	8.24	51,272,765	156,956,154	206.12
JAPAN	5,196	2,530	-51.31	407,654	94,323	-76.86
HONG KONG	10,269	31,027	202.14	1,843,147	1,978,974	7.37

TABEL 5. PERKEMBANGAN EKSPOR INDONESIA MENURUT KOMODITI DAN NEGARA TUJUAN

JENIS BARANG	BERAT BERSIH (KG)		PERUB	NILAI FOB (US \$)		PERUB
	JAN-JUL 2008	JAN-JUL 2009	%	JAN-JUL 2008	JAN-JUL 2009	%
(1)	(2)	(3)	(4)	(5)	(6)	(7)
KOREA, REPUBLIC OF	3,386	88,713	2,519.99	792,944	794,599	0.21
TAIWAN	6,487	15,285	135.63	182,250	1,620,696	789.27
CHINA	6,096	5,483	-10.06	1,030,426	597,386	-42.03
THAILAND	104,796	4,715	-95.50	777,656	1,416,907	82.20
SINGAPORE	629,825	234,954	-62.70	10,038,025	35,285,562	251.52
PHILIPPINES	31,963	392	-98.77	32,402	1,877	-94.21
MALAYSIA	493,660	168,424	-65.88	3,626,758	22,014,858	507.01
CAMBODIA	125	0	-100.00	2,000	0	-100.00
BRUNEI DARUSSALAM	647	78,384	12,014.99	59,082	15,355,803	25,890.66
NEPAL	80	0	-100.00	1,500	0	-100.00
VIET NAM	0	255	-	0	10,450	-
INDIA	5,309	0	-100.00	393,076	0	-100.00
PAKISTAN	602	40,569	6,639.04	967,323	456,244	-52.83
BANGLADESH	290	18	-93.79	12,000	1	-99.99
SRI LANKA	598	380	-36.45	8,500	4,728	-44.38
IRAN (ISLAMIC REPUBLIC OF)	0	185,667	-	0	3,843,272	-
SAUDI ARABIA	31,560	216,482	585.94	312,091	2,066,466	562.14
ISRAEL	150	0	-100.00	1,000	0	-100.00
JORDAN	216	0	-100.00	44,500	0	-100.00
YEMEN	309	277	-10.36	14,190	31,408	121.34
OMAN	31,541	185,085	486.81	67,750	3,014,821	4,349.92
TURKEY	422	34	-91.94	283,156	18,487	-93.47
UNITED ARAB EMIRATES	15,532	21,048	35.51	337,226	275,727	-18.24
SUDAN	0	11	-	0	1,500	-
KENYA	7,722	517	-93.30	135,450	55,000	-59.39
NIGERIA	0	1,234	-	0	34,000	-
BURKINA FASO	174	0	-100.00	6,255	0	-100.00
SOUTH AFRICA	26,756	200,320	648.69	2,395,527	2,007,870	-16.18
MALAWI	51	0	-100.00	850	0	-100.00
AUSTRALIA	9,112	34,104	274.28	1,299,014	1,630,149	25.49
NEW ZEALAND	5,014	9,401	87.50	114,162	1,570,400	1,275.59
NEW CALEDONIA	0	7	-	0	10	-
VANUATU	0	23	-	0	2	-
FIJI	173	0	-100.00	949	0	-100.00
EAST TIMOR	0	4,460	-	0	24,246	-
UNITED STATES	91,105	307,791	237.84	4,598,139	10,391,698	126.00
CANADA	1,283	3,157	146.06	438,245	701,090	59.98
CHILE	64	0	-100.00	1,540	0	-100.00
BRAZIL	14,232	0	-100.00	3,936	0	-100.00
COLOMBIA	11,342	4	-99.96	350	12,454	3,458.29
BOLIVIA	20,000	0	-100.00	20,000	0	-100.00
TRINIDAD AND TOBAGO	3	0	-100.00	9	0	-100.00
FRENCH POLYNESIA	97	409	321.65	120	160	33.33
UNITED KINGDOM	96,784	132,185	36.58	13,462,428	43,502,054	223.14
NETHERLANDS	29,394	23,392	-20.42	1,444,880	1,555,322	7.64
FRANCE	11,786	17,471	48.24	1,491,684	823,301	-44.81
GERMANY, FED. REP. OF	99,138	10,680	-89.23	992,305	777,744	-21.62
BELGIUM	862	8,275	859.98	125,491	731,372	482.81
SWITZERLAND	5,796	8,224	41.89	336,418	239,275	-28.88
LUXEMBOURG	45	0	-100.00	5,500	0	-100.00
DENMARK	60	963	1,505.00	9,500	132,240	1,292.00
SWEDEN	2,100	1,237	-41.10	20,000	160,000	700.00
FINLAND	2	0	-100.00	4	0	-100.00
IRELAND	547	57,700	10,448.45	66,682	72,762	9.12
ITALY	1,937	3,082	59.11	127,438	74,610	-41.45
SPAIN	125,457	8,255	-93.42	2,790,239	3,569,370	27.92
PORTUGAL	4,000	1	-99.98	5,000	119	-97.62
ICELAND	33	0	-100.00	470	0	-100.00
GREECE	96	0	-100.00	2,400	0	-100.00
BULGARIA	750	0	-100.00	15,000	0	-100.00
UKRAINE	356	0	-100.00	3,000	0	-100.00
CZECH REPUBLIC	24	0	-100.00	20	0	-100.00
RUSSIA FEDERATION	6,540	164	-97.49	125,104	6,817	-94.55
-KAPAL LAUT DAN SEJENISNYA	243,786,634	249,615,445	2.39	460,393,771	825,358,307	79.27
JAPAN	33,179	115	-99.65	148,030	2,176	-98.53
HONG KONG	13,818	0	-100.00	9,762	0	-100.00
KOREA, REPUBLIC OF	3,200	16,000	400.00	3,200	3,248	1.50
TAIWAN	0	3,338	-	0	651	-
CHINA	0	14,169,420	-	0	243,813,580	-
PAPUA NEW GUINEA	0	4,000	-	0	1,351	-
THAILAND	12,570,488	3,188,177	-74.64	14,065,186	3,839,073	-72.71
SINGAPORE	182,607,092	183,160,660	0.30	352,574,351	481,165,281	36.47
PHILIPPINES	0	2,013,152	-	0	5,730,909	-
MALAYSIA	20,387,781	6,866,402	-66.32	51,067,847	26,382,272	-48.34

TABEL 5. PERKEMBANGAN EKSPOR INDONESIA MENURUT KOMODITI DAN NEGARA TUJUAN

JENIS BARANG	BERAT BERSIH (KG)		PERUB	NILAI FOB (US \$)		PERUB
	JAN-JUL 2008	JAN-JUL 2009	%	JAN-JUL 2008	JAN-JUL 2009	%
(1)	(2)	(3)	(4)	(5)	(6)	(7)
BRUNEI DARUSSALAM	0	78,816	-	0	55,473	-
VIET NAM	18,870,456	7,251,517	-61.57	28,947,804	7,317,625	-74.72
MALDIVES	0	90,560	-	0	66,934	-
INDIA	124,000	2,332,000	1,780.65	4,638,000	2,757,960	-40.54
BANGLADESH	0	300	-	0	500	-
SRI LANKA	0	2,752,000	-	0	8,619,048	-
SAUDI ARABIA	8,500	0	-100.00	28,260	0	-100.00
KUWAIT	0	11,998	-	0	60,500	-
YEMEN	19,500	0	-100.00	22,991	0	-100.00
TURKEY	110	0	-100.00	6,000	0	-100.00
UNITED ARAB EMIRATES	627,452	2,517,892	301.29	726,682	2,635,451	262.67
QATAR	0	138	-	0	4,347	-
BAHRAIN	0	516,000	-	0	571,361	-
NIGERIA	0	3,053,600	-	0	5,255,471	-
SOUTH AFRICA	30	482	1,506.67	100	12,650	12,550.00
AUSTRALIA	7,232,500	4,682,429	-35.26	5,271,971	6,789,162	28.78
NEW ZEALAND	549,000	0	-100.00	1,200,000	0	-100.00
FIJI	721,000	4,227,000	486.27	1,350,000	25,006,713	1,752.35
EAST TIMOR	0	2,956	-	0	58,143	-
UNITED STATES	7,999	4,186	-47.67	41,000	210,830	414.22
CANADA	0	12,000,000	-	0	3,500,000	-
COLOMBIA	0	39,200	-	0	45,269	-
TRINIDAD AND TOBAGO	0	625,000	-	0	1,428,006	-
UNITED KINGDOM	1,106	3,357	203.53	62,800	8,674	-86.19
NETHERLANDS	2,750	1	-99.96	10,000	20	-99.80
FRANCE	2,965	92	-96.90	201,058	7,000	-96.52
GERMANY, FED. REP. OF	0	3,009	-	0	2,793	-
DENMARK	600	960	60.00	418	800	91.39
SWEDEN	2,450	0	-100.00	2,500	0	-100.00
SPAIN	658	0	-100.00	15,811	0	-100.00
CROATIA	0	68	-	0	436	-
CZECH REPUBLIC	0	620	-	0	4,600	-
-PERLENGKAPAN OLAHRAGA DAN	17,542,005	15,663,041	-10.71	159,544,214	135,484,311	-15.08
JAPAN	799,678	786,818	-1.61	16,614,043	11,685,174	-29.67
HONG KONG	211,819	311,035	46.84	2,241,394	3,122,283	39.30
KOREA, REPUBLIC OF	205,389	213,167	3.79	1,204,572	1,097,254	-8.91
TAIWAN	64,383	61,800	-4.01	134,220	100,447	-25.16
CHINA	585,618	480,761	-17.91	5,155,712	3,688,185	-28.46
MONGOLIA	1,065	0	-100.00	15,936	0	-100.00
PAPUA NEW GUINEA	1,295	530	-59.07	8,332	3,690	-55.71
THAILAND	29,408	31,280	6.37	139,599	165,858	18.81
SINGAPORE	353,602	359,689	1.72	6,123,934	4,473,560	-26.95
PHILIPPINES	116,171	32,691	-71.86	270,311	218,658	-19.11
MALAYSIA	455,690	180,654	-60.36	3,675,724	1,363,892	-62.89
CAMBODIA	1,371	0	-100.00	56,754	0	-100.00
BRUNEI DARUSSALAM	7,620	1,893	-75.16	21,758	19,720	-9.37
VIET NAM	23,570	3,805	-83.86	273,657	35,955	-86.86
MALDIVES	3,341	791	-76.32	4,967	3,096	-37.67
INDIA	52,620	71,038	35.00	399,886	743,822	86.01
PAKISTAN	97,341	71,278	-26.77	285,741	194,484	-31.94
SRI LANKA	105,529	60,081	-43.07	108,139	61,680	-42.96
IRAN (ISLAMIC REPUBLIC OF)	11,165	9,331	-16.43	21,914	49,350	125.20
SAUDI ARABIA	265,216	147,024	-44.56	451,746	331,646	-26.59
ISRAEL	16,714	14,452	-13.53	163,329	113,489	-30.52
KUWAIT	3,029	7,932	161.87	22,112	41,056	85.67
JORDAN	61,259	21,486	-64.93	145,670	88,350	-39.35
LEBANON	8,615	19,363	124.76	16,504	54,760	231.80
YEMEN	683	0	-100.00	1,920	0	-100.00
OMAN	300	0	-100.00	639	0	-100.00
TURKEY	60,841	4,410	-92.75	448,826	19,101	-95.74
UNITED ARAB EMIRATES	158,930	162,105	2.00	1,251,332	1,023,982	-18.17
BAHRAIN	3,524	0	-100.00	6,664	0	-100.00
CYPRUS	436	250	-42.66	2,733	180	-93.41
EGYPT	21,502	13,142	-38.88	173,340	91,472	-47.23
MOROCCO	5,241	8,178	56.04	36,406	75,971	108.68
ALGERIA	48,486	29,471	-39.22	115,634	86,013	-25.62
SUDAN	31,102	21,891	-29.62	109,763	119,098	8.50
MADAGASCAR	0	2,760	-	0	960	-
KENYA	4,447	0	-100.00	39,640	0	-100.00
REUNION	3,970	826	-79.19	14,768	7,310	-50.50
ANGOLA	4,961	9,626	94.03	5,427	6,338	16.79
NIGERIA	12,754	53,694	321.00	51,615	272,652	428.24
GABON	390	0	-100.00	170	0	-100.00
BENIN	22,862	0	-100.00	118,811	0	-100.00

TABEL 5. PERKEMBANGAN EKSPOR INDONESIA MENURUT KOMODITI DAN NEGARA TUJUAN

JENIS BARANG	BERAT BERSIH (KG)		PERUB	NILAI FOB (US \$)		PERUB
	JAN-JUL 2008	JAN-JUL 2009	%	JAN-JUL 2008	JAN-JUL 2009	%
(1)	(2)	(3)	(4)	(5)	(6)	(7)
SOUTH AFRICA	22,035	32,484	47.42	144,729	200,043	38.22
MAURITIUS	1,539	77	-95.00	46,589	289	-99.38
AUSTRALIA	544,645	598,773	9.94	2,939,003	4,557,948	55.08
NEW ZEALAND	76,639	44,750	-41.61	344,942	322,426	-6.53
FIJI	716	2,325	224.72	4,538	9,746	114.76
EAST TIMOR	1,918	31,644	1,549.84	2,256	32,056	1,320.92
UNITED STATES	5,064,025	4,905,995	-3.12	46,741,859	39,794,371	-14.86
CANADA	271,271	250,569	-7.63	2,336,573	2,202,822	-5.72
MEXICO	634,124	503,186	-20.65	5,534,287	5,020,533	-9.28
PANAMA	14,602	36,381	149.15	145,589	314,861	116.27
CHILE	29,186	58,123	99.15	153,414	572,018	272.86
VENEZUELA	114,915	104,860	-8.75	1,036,796	1,021,910	-1.44
ARGENTINA	116,465	97,653	-16.15	967,536	840,570	-13.12
BRAZIL	647,253	420,981	-34.96	5,503,450	3,835,960	-30.30
COLOMBIA	33,566	34,884	3.93	291,373	324,767	11.46
URUGUAY	1,021	0	-100.00	4,956	0	-100.00
PARAGUAY	3,341	0	-100.00	21,600	0	-100.00
ECUADOR	3,740	4,462	19.30	38,559	53,975	39.98
PERU	9,086	20,474	125.34	77,156	150,984	95.69
PUERTO RICO	0	96	-	0	200	-
EL SALVADOR	132,415	0	-100.00	109,803	0	-100.00
COSTA RICA	0	923	-	0	11,404	-
HAITI	0	4,327	-	0	12,508	-
FRENCH POLYNESIA	1,022	257	-74.85	15,216	273	-98.21
NETHERLANDS ANTILLES	0	5,472	-	0	91,176	-
UNITED KINGDOM	1,406,805	1,642,267	16.74	10,399,286	12,032,220	15.70
NETHERLANDS	524,381	530,067	1.08	4,533,672	5,146,939	13.53
FRANCE	789,715	849,578	7.58	6,304,613	6,445,043	2.23
GERMANY, FED. REP. OF	760,165	933,733	22.83	8,577,617	10,012,998	16.73
AUSTRIA	55,958	41,422	-25.98	731,565	508,966	-30.43
BELGIUM	557,685	145,200	-73.96	5,383,030	1,719,091	-68.06
SWITZERLAND	50,281	30,394	-39.55	353,714	335,373	-5.19
DENMARK	96,328	110,515	14.73	1,028,661	1,034,549	0.57
NORWAY	12,819	20,107	56.85	110,287	149,159	35.25
SWEDEN	228,316	148,046	-35.16	1,867,378	947,881	-49.24
FINLAND	10,475	17,368	65.80	153,238	262,304	71.17
IRELAND	28,868	15,792	-45.30	156,618	112,493	-28.17
ITALY	435,156	231,086	-46.90	4,250,883	2,336,183	-45.04
SPAIN	148,679	99,238	-33.25	1,492,672	1,014,129	-32.06
PORTUGAL	18,972	21,542	13.55	286,359	279,821	-2.28
ICELAND	4,382	2,494	-43.09	59,760	34,011	-43.09
GREECE	77,117	92,556	20.02	718,117	804,036	11.96
HUNGARY	36,397	10,361	-71.53	241,933	168,252	-30.46
POLAND	108,833	59,383	-45.44	921,265	587,497	-36.23
ROMANIA	8,873	638	-92.81	90,964	6,714	-92.62
BULGARIA	2,555	0	-100.00	23,519	0	-100.00
YUGOSLAVIA	6,129	0	-100.00	35,102	0	-100.00
BELARUS	8,837	1,291	-85.39	41,123	15,660	-61.92
KAZAKHSTAN	2,434	3,076	26.38	26,590	34,766	30.75
UKRAINE	41,729	8,615	-79.35	399,698	93,400	-76.63
UZBEKISTAN	173	0	-100.00	3,319	0	-100.00
LITHUANIA	0	64	-	0	1,505	-
LATVIA	1,856	8	-99.57	23,554	333	-98.59
ESTONIA	2,593	622	-76.01	26,284	6,000	-77.17
CROATIA	25,190	36,518	44.97	120,046	113,687	-5.30
MALTA	0	184	-	0	2,600	-
SLOVAKIA	3,926	1,161	-70.43	69,371	9,362	-86.50
SLOVENIA	4,971	11,283	126.98	19,694	72,283	267.03
CZECH REPUBLIC	287,608	128,062	-55.47	2,612,958	1,238,474	-52.60
RUSSIA FEDERATION	208,338	118,422	-43.16	2,087,458	1,228,256	-41.16
-PENA DAN PENSIL	6,273,176	5,172,464	-17.55	44,293,905	41,713,402	-5.83
JAPAN	199,355	76,087	-61.83	2,123,793	835,203	-60.67
HONG KONG	37,563	31,748	-15.48	387,483	315,089	-18.68
KOREA, REPUBLIC OF	29,953	24,468	-18.31	319,357	263,842	-17.38
TAIWAN	27,420	12,154	-55.67	253,311	127,520	-49.66
CHINA	35,017	28,982	-17.23	404,183	278,611	-31.07
PAPUA NEW GUINEA	16	0	-100.00	132	0	-100.00
THAILAND	139,594	158,733	13.71	1,364,625	1,531,814	12.25
SINGAPORE	76,159	84,506	10.96	675,655	718,468	6.34
PHILIPPINES	119,953	168,777	40.70	713,183	1,512,392	112.06
MALAYSIA	184,492	184,818	0.18	1,790,913	1,875,188	4.71
MYANMAR (FORM. BURMA)	12,399	0	-100.00	33,360	0	-100.00
CAMBODIA	405	0	-100.00	1,611	0	-100.00
BRUNEI DARUSSALAM	235	380	61.70	374	2,725	628.61

TABEL 5. PERKEMBANGAN EKSPOR INDONESIA MENURUT KOMODITI DAN NEGARA TUJUAN

JENIS BARANG	BERAT BERSIH (KG)		PERUB	NILAI FOB (US \$)		PERUB
	JAN-JUL 2008	JAN-JUL 2009	%	JAN-JUL 2008	JAN-JUL 2009	%
(1)	(2)	(3)	(4)	(5)	(6)	(7)
NEPAL	22	0	-100.00	151	0	-100.00
VIET NAM	2,907	36,055	1,140.28	34,459	229,753	566.74
MALDIVES	3,596	4,630	28.75	7,220	45,341	527.99
INDIA	4,037	2,918	-27.72	51,553	31,053	-39.76
PAKISTAN	5,894	10,044	70.41	43,071	77,849	80.75
BANGLADESH	42,676	52,397	22.78	393,651	464,097	17.90
SRI LANKA	1	0	-100.00	7	0	-100.00
IRAN (ISLAMIC REPUBLIC OF)	258,076	174,200	-32.50	1,730,417	1,500,400	-13.29
SAUDI ARABIA	244,368	333,253	36.37	2,179,658	3,047,117	39.80
ISRAEL	0	125	-	0	938	-
KUWAIT	20,031	18,691	-6.69	214,225	220,464	2.91
JORDAN	409	947	131.54	2,277	10,283	351.60
LEBANON	18,126	24,713	36.34	139,067	189,940	36.58
YEMEN	1	0	-100.00	4	0	-100.00
OMAN	14,296	21,427	49.88	143,479	233,632	62.83
SYRIA ARAB REPUBLIC	19,384	31,490	62.45	134,248	216,475	61.25
TURKEY	161,927	137,027	-15.38	1,046,478	916,451	-12.43
UNITED ARAB EMIRATES	88,403	91,954	4.02	778,608	904,321	16.15
QATAR	28,083	19,501	-30.56	304,763	189,450	-37.84
BAHRAIN	9,068	10,354	14.18	100,157	105,675	5.51
EGYPT	183,496	157,926	-13.93	1,378,251	1,462,665	6.12
LIBYAN ARAB JAMAHIRIYA	0	658	-	0	2,680	-
MOROCCO	8,125	21,500	164.62	73,190	205,070	180.19
ALGERIA	288	2,179	656.60	1,340	10,717	699.78
SUDAN	0	56	-	0	1,100	-
TOGO	0	38,500	-	0	17,504	-
COTE D'IVOIRE	58,642	100,537	71.44	34,023	49,860	46.55
SOUTH AFRICA	77,484	12,383	-84.02	303,763	38,746	-87.24
AUSTRALIA	237,879	123,523	-48.07	1,346,775	911,493	-32.32
NEW ZEALAND	11,749	10,205	-13.14	109,329	98,507	-9.90
COOK ISLANDS	1,266	0	-100.00	1,979	0	-100.00
FIJI	458	606	32.31	4,024	3,100	-22.96
EAST TIMOR	14,288	31,826	122.75	11,854	32,639	175.34
UNITED STATES	2,357,231	1,554,539	-34.05	14,184,367	11,922,688	-15.94
CANADA	20,204	17,998	-10.92	310,102	341,206	10.03
MEXICO	382,963	344,717	-9.99	2,678,361	2,574,708	-3.87
PANAMA	0	1,903	-	0	3,492	-
CHILE	1,549	0	-100.00	23,924	0	-100.00
ARGENTINA	4,710	958	-79.66	60,035	10,899	-81.85
BRAZIL	6,035	13,040	116.07	48,730	106,784	119.13
COLOMBIA	145,257	208,489	43.53	940,817	1,563,418	66.18
ECUADOR	12,691	15,876	25.10	98,498	121,823	23.68
PUERTO RICO	0	462	-	0	3,384	-
FRENCH POLYNESIA	73	0	-100.00	280	0	-100.00
UNITED KINGDOM	136,396	83,769	-38.58	1,207,938	682,109	-43.53
NETHERLANDS	297,258	254,432	-14.41	1,784,233	1,747,833	-2.04
FRANCE	56,467	27,026	-52.14	401,423	182,545	-54.53
GERMANY, FED. REP. OF	269,456	230,401	-14.49	2,005,232	1,743,066	-13.07
BELGIUM	807	751	-6.94	6,417	6,010	-6.34
SWITZERLAND	64	0	-100.00	341	0	-100.00
DENMARK	1,195	1,176	-1.59	8,701	11,932	37.13
NORWAY	4,808	7,017	45.94	50,850	74,798	47.10
SWEDEN	72,430	38,451	-46.91	662,340	442,869	-33.14
FINLAND	943	1,333	41.36	11,703	21,616	84.70
IRELAND	22,691	21,543	-5.06	238,759	242,499	1.57
ITALY	33,089	47,951	44.92	394,341	582,552	47.73
SPAIN	49,918	20,883	-58.17	346,123	184,789	-46.61
PORTUGAL	0	4,503	-	0	20,718	-
HUNGARY	0	7,046	-	0	154,391	-
POLAND	22	0	-100.00	79	0	-100.00
KAZAKHSTAN	173	0	-100.00	804	0	-100.00
MALTA	858	707	-17.60	11,423	11,221	-1.77
CZECH REPUBLIC	18,347	27,215	48.33	182,083	277,880	52.61
-BATU SEMI PERMATA	22,559	6,171	-72.65	216,586	419,171	93.54
JAPAN	178	441	147.75	31,883	99,672	212.62
HONG KONG	15	0	-100.00	96,000	0	-100.00
TAIWAN	20,000	0	-100.00	10,000	0	-100.00
SINGAPORE	136	3	-97.79	2,064	468	-77.33
MALAYSIA	530	2,040	284.91	69,339	284,998	311.02
SOUTH AFRICA	127	0	-100.00	353	0	-100.00
AUSTRALIA	0	1	-	0	4,491	-
UNITED STATES	19	2,802	14,647.37	1,879	17,268	819.00
CANADA	0	13	-	0	170	-
ARGENTINA	0	718	-	0	7,713	-

TABEL 5. PERKEMBANGAN EKSPOR INDONESIA MENURUT KOMODITI DAN NEGARA TUJUAN

JENIS BARANG	BERAT BERSIH (KG)		PERUB	NILAI FOB (US \$)		PERUB
	JAN-JUL 2008	JAN-JUL 2009	%	JAN-JUL 2008	JAN-JUL 2009	%
	(1)	(2)	(3)	(4)	(5)	(6)
BRAZIL	0	21	-	0	14	-
SAINT KITTS AND NEVIS	237	0	-100.00	354	0	-100.00
FRANCE	64	0	-100.00	135	0	-100.00
ITALY	0	132	-	0	4,377	-
SPAIN	189	0	-100.00	1,366	0	-100.00
GREECE	417	0	-100.00	2,415	0	-100.00
HUNGARY	647	0	-100.00	798	0	-100.00
-KOPER, TAS, DOMPET PLASTIK/TE	4,087,402	4,011,380	-1.86	29,645,568	27,771,387	-6.32
JAPAN	594,656	497,645	-16.31	3,883,368	3,635,674	-6.38
HONG KONG	92,551	49,459	-46.56	761,296	533,214	-29.96
KOREA, REPUBLIC OF	16,591	47,662	187.28	105,389	221,580	110.25
TAIWAN	5,445	17,692	224.92	19,611	93,468	376.61
CHINA	164,747	47,606	-71.10	1,224,227	765,464	-37.47
MACAU	40	0	-100.00	552	0	-100.00
PAPUA NEW GUINEA	769	77	-89.99	3,021	383	-87.32
THAILAND	37,085	36,950	-0.36	121,505	181,309	49.22
SINGAPORE	96,390	79,963	-17.04	1,137,877	866,079	-23.89
PHILIPPINES	30,139	31,141	3.32	399,551	498,305	24.72
MALAYSIA	60,479	30,549	-49.49	348,225	256,257	-26.41
BRUNEI DARUSSALAM	1,864	1,635	-12.29	4,336	18,415	324.70
LAO PEOPLE'S DEMOCRATIC REPU	0	6	-	0	156	-
VIET NAM	474	2,352	396.20	1,028	15,052	1,364.20
MALDIVES	3,493	1,754	-49.79	14,777	7,122	-51.80
INDIA	41,982	45,616	8.66	212,619	248,479	16.87
PAKISTAN	10,948	8,680	-20.72	54,186	45,976	-15.15
BANGLADESH	33,101	22,695	-31.44	88,848	62,079	-30.13
SRI LANKA	7,761	5,524	-28.82	12,492	11,576	-7.33
IRAN (ISLAMIC REPUBLIC OF)	1,385	479	-65.42	640	656	2.50
SAUDI ARABIA	34,854	61,349	76.02	151,260	255,886	69.17
ISRAEL	6	85	1,316.67	113	1,491	1,219.47
KUWAIT	860	2,302	167.67	16,953	13,496	-20.39
JORDAN	1,060	0	-100.00	9,185	0	-100.00
LEBANON	796	2,985	275.00	5,245	21,633	312.45
OMAN	134	34	-74.63	129	115	-10.85
SYRIA ARAB REPUBLIC	17	0	-100.00	96	0	-100.00
TURKEY	96	135	40.63	1,412	2,283	61.69
UNITED ARAB EMIRATES	317,995	315,020	-0.94	1,426,741	1,506,098	5.56
QATAR	2,447	0	-100.00	13,379	0	-100.00
BAHRAIN	593	0	-100.00	3,692	0	-100.00
CYPRUS	0	1,643	-	0	4,613	-
MOROCCO	1,204	13,793	1,045.60	21,718	253,050	1,065.16
TUNISIA	0	645	-	0	11,487	-
NAMIBIA	32	1,334	4,068.75	292	923	216.10
TANZANIA, UNITED REPUBLIC OF	34	0	-100.00	385	0	-100.00
MADAGASCAR	493	204	-58.62	1,156	1,762	52.42
KENYA	154	1,574	922.08	1,106	11,963	981.65
REUNION	4,849	1,924	-60.32	11,260	7,814	-30.60
MOZAMBIQUE	73	0	-100.00	485	0	-100.00
GHANA	0	4,313	-	0	19,079	-
GUINEA	15	0	-100.00	157	0	-100.00
ANGOLA	0	28	-	0	32	-
CAMEROON	30	0	-100.00	286	0	-100.00
GABON	14	66	371.43	12	154	1,183.33
SEYCHELLES	136	195	43.38	3,722	6,750	81.35
UGANDA	3	0	-100.00	24	0	-100.00
SOUTH AFRICA	20,483	42,258	106.31	52,241	93,463	78.91
MAURITIUS	1,326	120	-90.95	8,386	2,933	-65.03
VIRGIN ISLANDS (BRITISH)	13	144	1,007.69	84	557	563.10
AUSTRALIA	51,465	88,685	72.32	367,420	542,178	47.56
NEW ZEALAND	5,772	6,801	17.83	32,640	13,008	-60.15
MICRONESIA, FEDERATED STATES	19	0	-100.00	101	0	-100.00
GUAM	321	54	-83.18	2,600	705	-72.88
PALAU	12	0	-100.00	75	0	-100.00
NEW CALEDONIA	4,462	3,005	-32.65	30,992	15,055	-51.42
VANUATU	183	88	-51.91	196	220	12.24
WALLIS AND FUTUNA ISLANDS	3,952	0	-100.00	5,263	0	-100.00
COOK ISLANDS	2,165	1	-99.95	27,992	28	-99.90
FIJI	1,715	117	-93.18	10,387	801	-92.29
EAST TIMOR	447	25,523	5,609.84	232	21,364	9,108.62
UNITED STATES	680,516	887,510	30.42	7,103,537	6,984,815	-1.67
CANADA	52,019	29,287	-43.70	203,131	171,945	-15.35
MEXICO	24,345	24,899	2.28	111,047	230,721	107.77
NICARAGUA	0	16	-	0	60	-
PANAMA	24,907	19,217	-22.84	48,821	49,617	1.63

TABEL 5. PERKEMBANGAN EKSPOR INDONESIA MENURUT KOMODITI DAN NEGARA TUJUAN

JENIS BARANG	BERAT BERSIH (KG)		PERUB	NILAI FOB (US \$)		PERUB
	JAN-JUL 2008	JAN-JUL 2009	%	JAN-JUL 2008	JAN-JUL 2009	%
(1)	(2)	(3)	(4)	(5)	(6)	(7)
CHILE	8,109	2,213	-72.71	17,348	9,331	-46.21
VENEZUELA	0	107	-	0	390	-
ARGENTINA	6,886	10,959	59.15	13,515	21,857	61.72
BRAZIL	44,391	35,797	-19.36	89,493	98,902	10.51
COLOMBIA	50	85	70.00	167	753	350.90
BOLIVIA	9	0	-100.00	100	0	-100.00
URUGUAY	2,154	1,853	-13.97	5,289	6,424	21.46
PARAGUAY	8	11	37.50	29	30	3.45
ECUADOR	5,017	4,161	-17.06	10,025	9,313	-7.10
PERU	0	894	-	0	3,718	-
TRINIDAD AND TOBAGO	18	1,505	8,261.11	47	1,810	3,751.06
BAHAMAS	22	0	-100.00	246	0	-100.00
JAMAICA	966	0	-100.00	2,306	0	-100.00
PUERTO RICO	4,417	395	-91.06	17,220	2,422	-85.93
DOMINICAN REPUBLIC	181	167	-7.73	200	347	73.50
COSTA RICA	2,611	342	-86.90	4,018	433	-89.22
BARBADOS	671	14	-97.91	929	566	-39.07
ARUBA	0	5,999	-	0	2,035	-
BERMUDA	418	1,766	322.49	1,999	6,556	227.96
DOMINICA	386	0	-100.00	1,386	0	-100.00
FRENCH POLYNESIA	4,713	1,295	-72.52	17,493	14,059	-19.63
GRENADA	112	0	-100.00	547	0	-100.00
MARTINIQUE	1,856	1,419	-23.55	4,314	4,627	7.26
NETHERLANDS ANTILLES	639	834	30.52	5,038	12,554	149.19
TURKS AND CAICOS ISLANDS	855	116	-86.43	1,490	420	-71.81
GUADELOUPE	87	592	580.46	437	1,236	182.84
UNITED KINGDOM	185,427	198,699	7.16	961,794	1,043,125	8.46
NETHERLANDS	217,750	128,419	-41.02	3,983,631	1,833,459	-53.98
FRANCE	49,870	40,888	-18.01	194,583	227,464	16.90
GERMANY, FED. REP. OF	252,498	214,798	-14.93	1,373,121	1,431,959	4.28
AUSTRIA	65	5,738	8,727.69	901	46,121	5,018.87
BELGIUM	264,099	608,763	130.51	861,399	3,027,676	251.48
SWITZERLAND	136,151	10,534	-92.26	806,193	42,183	-94.77
DENMARK	1,016	2,656	161.42	3,180	18,272	474.59
NORWAY	1,987	1,874	-5.69	29,049	26,252	-9.63
SWEDEN	3,562	3,892	9.26	37,472	12,083	-67.75
FINLAND	6,815	525	-92.30	23,972	8,807	-63.26
IRELAND	2,523	336	-86.68	5,273	3,425	-35.05
ITALY	283,748	171,036	-39.72	2,273,113	1,581,208	-30.44
SPAIN	120,052	75,886	-36.79	605,166	465,457	-23.09
PORTUGAL	1,295	568	-56.14	5,188	3,337	-35.68
GREECE	13,425	9,619	-28.35	66,066	63,912	-3.26
HUNGARY	166	485	192.17	1,013	1,264	24.78
POLAND	4,763	1,531	-67.86	43,038	13,819	-67.89
ROMANIA	0	1	-	0	21	-
BULGARIA	1,592	0	-100.00	12,180	0	-100.00
YUGOSLAVIA	2,264	1	-99.96	114	1	-99.12
ALBANIA	117	0	-100.00	177	0	-100.00
UKRAINE	1	0	-100.00	5	0	-100.00
LATVIA	9,875	0	-100.00	52,251	0	-100.00
ESTONIA	266	0	-100.00	398	0	-100.00
CROATIA	1,307	182	-86.07	5,322	1,038	-80.50
SLOVENIA	11	934	8,390.91	783	1,785	127.97
CZECH REPUBLIC	193	157	-18.65	1,091	831	-23.83
RUSSIA FEDERATION	2,071	495	-76.10	37,958	12,762	-66.38
-BARANG DARI LOGAM MULIA	181,184	198,043	9.30	95,875,022	156,667,699	63.41
JAPAN	4,632	13,904	200.17	469,294	4,622,321	884.95
HONG KONG	7,410	3,759	-49.27	9,711,618	16,828,906	73.29
KOREA, REPUBLIC OF	623	788	26.48	229,698	298,214	29.83
TAIWAN	42	7	-83.33	9,980	938	-90.60
CHINA	59	64	8.47	5,624	10,338	83.82
MACAU	5	0	-100.00	129	0	-100.00
PAPUA NEW GUINEA	492	0	-100.00	727	0	-100.00
THAILAND	2,020	1,341	-33.61	1,851,768	613,667	-66.86
SINGAPORE	94,790	101,828	7.42	13,390,429	70,416,487	425.87
PHILIPPINES	1	4	300.00	9,961	2,040	-79.52
MALAYSIA	235	164	-30.21	8,668	974,577	11,143.39
MALDIVES	1,033	78	-92.45	46,539	53,676	15.34
INDIA	2	13	550.00	29	14,322	49,286.21
SRI LANKA	10	0	-100.00	2,088	0	-100.00
ISRAEL	0	1	-	0	2,500	-
JORDAN	100	0	-100.00	11,900	0	-100.00
LEBANON	0	11	-	0	91	-
TURKEY	1,714	991	-42.18	627,716	321,544	-48.78

TABEL 5. PERKEMBANGAN EKSPOR INDONESIA MENURUT KOMODITI DAN NEGARA TUJUAN

JENIS BARANG	BERAT BERSIH (KG)		PERUB	NILAI FOB (US \$)		PERUB
	JAN-JUL 2008	JAN-JUL 2009	%	JAN-JUL 2008	JAN-JUL 2009	%
	(1)	(2)	(3)	(4)	(5)	(6)
UNITED ARAB EMIRATES	1,334	441	-66.94	28,444,450	9,075,565	-68.09
BAHRAIN	13	830	6,284.62	9,380	1,881	-79.95
CYPRUS	835	50	-94.01	20,389	38,440	88.53
MADAGASCAR	0	5	-	0	5,412	-
KENYA	0	337	-	0	2,754	-
REUNION	61	362	493.44	419	469	11.93
SEYCHELLES	433	10	-97.69	2,013	11	-99.45
SWAZILAND	1	0	-100.00	1,077	0	-100.00
SOUTH AFRICA	0	115	-	0	144	-
AUSTRALIA	3,314	11,733	254.04	303,272	27,778,273	9,059.52
NEW ZEALAND	52	51	-1.92	21,651	7,999	-63.05
GUAM	0	318	-	0	748	-
NEW CALEDONIA	83	21	-74.70	3,614	440	-87.83
SAINT VINCENT AND THE GRENADI	4	0	-100.00	15	0	-100.00
EAST TIMOR	0	3,159	-	0	4,483,714	-
UNITED STATES	25,408	21,751	-14.39	26,269,996	14,529,995	-44.69
CANADA	2,878	1,565	-45.62	271,412	307,580	13.33
MEXICO	32	68	112.50	1,161	316	-72.78
CHILE	0	68	-	0	4,596	-
BRAZIL	77	119	54.55	7,171	2,329	-67.52
PUERTO RICO	109	56	-48.62	48,262	6,724	-86.07
COSTA RICA	23	65	182.61	300	75	-75.00
BERMUDA	0	475	-	0	1,445	-
CAYMAN ISLANDS	27	12	-55.56	1,732	695	-59.87
MARTINIQUE	0	1,453	-	0	2,155	-
NETHERLANDS ANTILLES	54	27	-50.00	5,951	631	-89.40
GUADELOUPE	0	229	-	0	232	-
UNITED KINGDOM	2,899	3,993	37.74	553,155	729,244	31.83
NETHERLANDS	11,671	14,222	21.86	816,094	1,078,181	32.11
FRANCE	803	902	12.33	258,302	24,886	-90.37
GERMANY, FED. REP. OF	6,715	6,494	-3.29	3,261,582	1,029,930	-68.42
AUSTRIA	5	6	20.00	7,300	3,757	-48.53
BELGIUM	131	163	24.43	16,585	7,128	-57.02
SWITZERLAND	279	226	-19.00	399,533	204,124	-48.91
DENMARK	191	207	8.38	540,389	536,375	-0.74
NORWAY	450	209	-53.56	100,684	91,470	-9.15
SWEDEN	0	6	-	0	18,187	-
FINLAND	0	13	-	0	8,920	-
IRELAND	50	49	-2.00	2,815	1,061	-62.31
ITALY	8,063	4,101	-49.14	7,866,521	2,407,137	-69.40
SPAIN	1,466	325	-77.83	180,196	49,383	-72.59
PORTUGAL	2	30	1,400.00	2,069	33,704	1,529.00
ICELAND	24	7	-70.83	39,170	10,591	-72.96
GREECE	449	192	-57.24	21,040	7,332	-65.15
POLAND	10	0	-100.00	9	0	-100.00
CZECH REPUBLIC	55	11	-80.00	4,908	13,379	172.60
RUSSIA FEDERATION	15	614	3,993.33	16,237	666	-95.90
-PETI KEMAS	13,785,984	670,708	-95.13	16,268,373	3,145,831	-80.66
JAPAN	140,590	136,192	-3.13	273,790	230,044	-15.98
TAIWAN	3,101,400	11,354	-99.63	4,524,000	2,215	-99.95
CHINA	16,060	0	-100.00	9,500	0	-100.00
THAILAND	48,059	37,972	-20.99	39,061	8,450	-78.37
SINGAPORE	938,198	286,028	-69.51	381,059	1,609,697	322.43
MALAYSIA	54,485	9,468	-82.62	51,101	6,653	-86.98
VIET NAM	22,400	42,898	91.51	10,136	29,900	194.99
INDIA	67,858	6,637	-90.22	430,000	156,075	-63.70
NIGERIA	3,500	0	-100.00	2,000	0	-100.00
MAURITANIA	68,000	83,000	22.06	394,485	974,126	146.94
AUSTRALIA	18,714	0	-100.00	185,828	0	-100.00
NEW ZEALAND	3,490	0	-100.00	50,000	0	-100.00
UNITED STATES	6,478,500	50,000	-99.23	6,804,000	96,345	-98.58
BERMUDA	2,200,000	0	-100.00	2,250,000	0	-100.00
UNITED KINGDOM	157	176	12.10	937	1,882	100.85
NETHERLANDS	125	0	-100.00	11,976	0	-100.00
GERMANY, FED. REP. OF	600,950	6,983	-98.84	833,500	30,444	-96.35
PORTUGAL	23,498	0	-100.00	17,000	0	-100.00
-KOMPUTER DAN BAGIANNYA	19,600,605	22,679,798	15.71	433,775,157	547,892,016	26.31
JAPAN	1,476,999	821,370	-44.39	95,538,998	27,550,387	-71.16
HONG KONG	531,367	1,870,405	252.00	6,805,244	19,095,265	180.60
KOREA, REPUBLIC OF	236,355	159,726	-32.42	2,685,097	2,089,974	-22.16
TAIWAN	235,835	233,082	-1.17	2,894,098	4,349,298	50.28
CHINA	4,500,324	2,548,288	-43.38	91,924,653	95,879,611	4.30
PAPUA NEW GUINEA	0	411	-	0	1,064	-

TABEL 5. PERKEMBANGAN EKSPOR INDONESIA MENURUT KOMODITI DAN NEGARA TUJUAN

JENIS BARANG	BERAT BERSIH (KG)		PERUB	NILAI FOB (US \$)		PERUB
	JAN-JUL 2008	JAN-JUL 2009	%	JAN-JUL 2008	JAN-JUL 2009	%
(1)	(2)	(3)	(4)	(5)	(6)	(7)
THAILAND	724,384	626,047	-13.58	17,133,580	16,803,259	-1.93
SINGAPORE	3,891,226	4,610,485	18.48	104,559,256	123,420,760	18.04
PHILIPPINES	313,895	634,217	102.05	5,117,941	18,971,164	270.68
MALAYSIA	821,276	756,169	-7.93	9,395,856	14,100,941	50.08
MYANMAR (FORM. BURMA)	384	0	-100.00	8,590	0	-100.00
CAMBODIA	33	0	-100.00	19	0	-100.00
BRUNEI DARUSSALAM	137	110	-19.71	7,652	4,086	-46.60
NEPAL	2,804	3,887	38.62	74,963	89,723	19.69
VIET NAM	56,380	333,741	491.95	574,622	4,953,184	761.99
MALDIVES	1,951	0	-100.00	2,785	0	-100.00
INDIA	685,430	1,285,473	87.54	7,902,739	16,569,236	109.66
PAKISTAN	0	26,277	-	0	518,198	-
BANGLADESH	2,164	18,393	749.95	45,000	377,799	739.55
SRI LANKA	5,409	5,620	3.90	14,050	129,274	820.10
IRAN (ISLAMIC REPUBLIC OF)	845	241,458	28,474.91	83,878	12,130,253	14,361.78
SAUDI ARABIA	75	21,139	28,085.33	7	623,159	8,902,171.43
ISRAEL	281	5,159	1,735.94	18,802	163,395	769.03
KUWAIT	3	0	-100.00	60	0	-100.00
LEBANON	0	29,253	-	0	749,826	-
YEMEN	100	11,868	11,768.00	21,893	122,844	461.11
SYRIA ARAB REPUBLIC	0	12,870	-	0	340,534	-
TURKEY	1	238,569	23,856,800.00	6	6,136,332	102,272,100.00
UNITED ARAB EMIRATES	595,439	1,724,599	189.63	5,781,608	36,272,593	527.38
QATAR	0	4,993	-	0	132,757	-
EGYPT	5,100	72,428	1,320.16	13,050	776,602	5,850.97
LIBYAN ARAB JAMAHIRIYA	0	88,284	-	0	861,873	-
MOROCCO	0	15,907	-	0	66,433	-
TUNISIA	0	19,223	-	0	515,853	-
ALGERIA	605	63,005	10,314.05	21,887	1,395,634	6,276.54
SUDAN	8,670	174,462	1,912.25	23,500	861,061	3,564.09
GHANA	0	3,069	-	0	103,224	-
GUINEA	0	2,033	-	0	3,240	-
ANGOLA	0	10,344	-	0	8,959	-
NIGERIA	2,617	7,437	184.18	16,277	98,423	504.68
SIERRA LEONE	0	210	-	0	5,511	-
BENIN	75	0	-100.00	30	0	-100.00
SEYCHELLES	6	0	-100.00	171	0	-100.00
SOUTH AFRICA	44,801	186,919	317.22	56,985	4,813,436	8,346.85
AUSTRALIA	106,304	464,003	336.49	3,412,345	12,551,009	267.81
NEW ZEALAND	283	59,128	20,793.29	13,198	1,543,651	11,596.10
FIJI	35	0	-100.00	7,728	0	-100.00
EAST TIMOR	27,825	435,732	1,465.97	114,137	315,441	176.37
UNITED STATES	1,595,423	1,795,532	12.54	30,360,323	50,628,877	66.76
CANADA	1,640	56,348	3,335.85	104,975	1,655,687	1,477.22
MEXICO	142,325	171,013	20.16	1,825,776	3,664,811	100.73
PANAMA	227	0	-100.00	9,431	0	-100.00
CUBA	740	0	-100.00	66,995	0	-100.00
CHILE	40,543	17,642	-56.49	467,207	333,177	-28.69
VENEZUELA	0	14,925	-	0	382,287	-
ARGENTINA	0	37,015	-	0	903,697	-
BRAZIL	482,190	234,348	-51.40	2,997,797	2,632,079	-12.20
COLOMBIA	79,306	40,081	-49.46	966,872	514,973	-46.74
PERU	55,295	81,007	46.50	667,850	1,142,103	71.01
PUERTO RICO	4	0	-100.00	200	0	-100.00
BELIZE	85	0	-100.00	1,260	0	-100.00
DOMINICAN REPUBLIC	0	208	-	0	28,540	-
UNITED KINGDOM	18,467	59,552	222.48	502,181	1,738,187	246.13
NETHERLANDS	2,365,852	1,529,895	-35.33	30,966,442	34,732,317	12.16
FRANCE	1,026	609	-40.64	19,930	22,475	12.77
GERMANY, FED. REP. OF	3,112	300,297	9,549.65	288,665	9,761,622	3,281.64
AUSTRIA	83	14,184	16,989.16	3,912	523,890	13,291.87
BELGIUM	6,952	4,845	-30.31	86,766	165,444	90.68
SWITZERLAND	932	5	-99.46	94,100	134	-99.86
DENMARK	0	16	-	0	324	-
NORWAY	0	22	-	0	432	-
SWEDEN	38,049	37	-99.90	57,098	708	-98.76
FINLAND	415,018	35,140	-91.53	5,972,099	519,430	-91.30
IRELAND	28,192	41,425	46.94	2,995,740	2,239,547	-25.24
ITALY	505	16,132	3,094.46	15,300	545,980	3,468.50
SPAIN	244	2,268	829.51	39,095	38,372	-1.85
GREECE	0	2,369	-	0	33,793	-
HUNGARY	3,177	4,754	49.64	92,730	107,303	15.72
POLAND	38,659	33,244	-14.01	791,815	2,276,027	187.44
AZERBAIJAN	0	5,858	-	0	136,948	-
KAZAKHSTAN	9	139	1,444.44	687	11,833	1,622.42

TABEL 5. PERKEMBANGAN EKSPOR INDONESIA MENURUT KOMODITI DAN NEGARA TUJUAN

JENIS BARANG	BERAT BERSIH (KG)		PERUB	NILAI FOB (US \$)		PERUB
	JAN-JUL 2008	JAN-JUL 2009	%	JAN-JUL 2008	JAN-JUL 2009	%
(1)	(2)	(3)	(4)	(5)	(6)	(7)
UKRAINE	9	8	-11.11	9	129	1,333.33
UZBEKISTAN	0	2,172	-	0	48,528	-
GEORGIA	0	6,900	-	0	197,992	-
SLOVAKIA	290	127,592	43,897.24	7,298	3,875,945	53,009.69
CZECH REPUBLIC	88	218,390	248,070.45	1,513	3,532,335	233,365.63
RUSSIA FEDERATION	2,745	33	-98.80	100,386	824	-99.18
-KENDARAAN BERMOTOR RODA 2 	4,860,582	3,885,998	-20.05	40,914,226	29,638,137	-27.56
JAPAN	64,359	59,150	-8.09	709,044	772,951	9.01
HONG KONG	0	500	-	0	6,825	-
KOREA, REPUBLIC OF	389	150	-61.44	5,500	1,635	-70.27
TAIWAN	1,000	0	-100.00	120	0	-100.00
CHINA	0	43,417	-	0	83,360	-
PAPUA NEW GUINEA	444	1,040	134.23	425	400	-5.88
THAILAND	9,403	8,472	-9.90	107,163	111,251	3.81
SINGAPORE	10,617	3,479	-67.23	129,586	228,935	76.67
PHILIPPINES	3,810,621	2,620,691	-31.23	31,322,738	19,657,355	-37.24
MALAYSIA	52,233	21,670	-58.51	1,337,583	192,199	-85.63
BRUNEI DARUSSALAM	0	3,601	-	0	30,000	-
VIET NAM	840	148	-82.38	6,566	1,887	-71.26
MALDIVES	6,402	23,325	264.34	49,164	153,804	212.84
INDIA	14,959	58,110	288.46	121,178	171,241	41.31
PAKISTAN	5,640	831	-85.27	41,797	8,106	-80.61
SRI LANKA	0	1	-	0	36	-
CYPRUS	0	135	-	0	818	-
LIBYAN ARAB JAMAHIRIYA	0	330	-	0	2,700	-
MOROCCO	5,758	0	-100.00	45,696	0	-100.00
ALGERIA	5,500	0	-100.00	42,700	0	-100.00
TANZANIA, UNITED REPUBLIC OF	1,429	2,487	74.04	674	1,565	132.20
REUNION	199	0	-100.00	1,669	0	-100.00
TOGO	0	34,653	-	0	182,813	-
BURKINA FASO	17,280	23,160	34.03	122,400	164,533	34.42
GAMBIA	0	4,183	-	0	3,345	-
DJIBOUTI	0	2,640	-	0	20,784	-
MAURITIUS	0	339	-	0	2,448	-
AUSTRALIA	20,217	10,984	-45.67	50,991	50,783	-0.41
NEW ZEALAND	16,061	15,955	-0.66	152,505	169,272	10.99
COOK ISLANDS	640	240	-62.50	1,000	1,898	89.80
EAST TIMOR	127,982	282,399	120.66	1,615,911	2,466,918	52.66
UNITED STATES	4,949	45,395	817.26	33,884	424,206	1,151.94
CANADA	5,036	194	-96.15	10,046	1,335	-86.71
MEXICO	29,920	0	-100.00	312,094	0	-100.00
HONDURAS	130	36,720	28,146.15	1,463	386,856	26,342.65
ARGENTINA	0	240	-	0	1,992	-
BRAZIL	330	0	-100.00	2,814	0	-100.00
COLOMBIA	277,766	258,589	-6.90	1,585,308	1,460,433	-7.88
BOLIVIA	23,562	47,964	103.57	264,600	414,960	56.83
BERMUDA	9,600	13,880	44.58	96,384	77,048	-20.06
NETHERLANDS ANTILLES	0	312	-	0	1,320	-
UNITED KINGDOM	7,262	828	-88.60	39,130	3,337	-91.47
NETHERLANDS	9,768	10,029	2.67	30,492	28,096	-7.86
FRANCE	7,784	12,242	57.27	39,860	19,381	-51.38
GERMANY, FED. REP. OF	12,424	24,266	95.32	11,340	45,813	303.99
AUSTRIA	280	153	-45.36	839	225	-73.18
BELGIUM	21,553	12,084	-43.93	51,335	21,546	-58.03
SWITZERLAND	120	325	170.83	1,210	460	-61.98
DENMARK	0	838	-	0	2,455	-
NORWAY	400	1,671	317.75	2,000	1,695	-15.25
SWEDEN	5,803	0	-100.00	22,034	0	-100.00
FINLAND	573	10,258	1,690.23	6,127	35,278	475.78
IRELAND	0	400	-	0	1,805	-
ITALY	228,939	165,853	-27.56	2,496,093	1,960,241	-21.47
SPAIN	10,880	2,269	-79.15	21,429	3,841	-82.08
PORTUGAL	0	15,975	-	0	247,150	-
GREECE	8,493	0	-100.00	8,717	0	-100.00
SLOVENIA	0	3,273	-	0	10,002	-
CZECH REPUBLIC	23,037	0	-100.00	12,617	0	-100.00
RUSSIA FEDERATION	0	150	-	0	800	-
-KENDARAAN BERMOTOR RODA 4 	116,333,985	55,087,208	-52.65	808,831,663	390,855,468	-51.68
JAPAN	11,116,902	6,776,724	-39.04	83,836,159	58,558,751	-30.15
HONG KONG	5,540	0	-100.00	78,316	0	-100.00
TAIWAN	1,559,359	723,167	-53.62	8,900,748	4,976,360	-44.09
CHINA	0	2,995	-	0	15,572	-
PAPUA NEW GUINEA	9,050	40,140	343.54	56,452	316,754	461.10

TABEL 5. PERKEMBANGAN EKSPOR INDONESIA MENURUT KOMODITI DAN NEGARA TUJUAN

JENIS BARANG	BERAT BERSIH (KG)		PERUB	NILAI FOB (US \$)		PERUB
	JAN-JUL 2008	JAN-JUL 2009	%	JAN-JUL 2008	JAN-JUL 2009	%
(1)	(2)	(3)	(4)	(5)	(6)	(7)
THAILAND	9,573,529	2,181,741	-77.21	57,015,070	15,959,690	-72.01
SINGAPORE	1,799,895	1,391,824	-22.67	4,637,737	2,650,619	-42.85
PHILIPPINES	7,630,651	9,714,777	27.31	47,243,433	72,009,387	52.42
MALAYSIA	15,639,553	7,541,516	-51.78	123,161,903	51,045,456	-58.55
MYANMAR (FORM. BURMA)	1,914,563	171,300	-91.05	5,389,296	1,539,600	-71.43
CAMBODIA	14,730	0	-100.00	92,958	0	-100.00
BRUNEI DARUSSALAM	1,086,787	757,687	-30.28	7,102,871	5,125,958	-27.83
NEPAL	22,020	0	-100.00	120,695	0	-100.00
VIET NAM	4,242,305	75,995	-98.21	24,019,457	876,071	-96.35
INDIA	216	16,649	7,607.87	9,656	156,948	1,525.39
PAKISTAN	431,206	277,800	-35.58	2,459,118	2,723,584	10.75
BANGLADESH	136,635	119,475	-12.56	808,467	765,611	-5.30
SRI LANKA	210,805	20,605	-90.23	1,065,629	105,053	-90.14
SAUDI ARABIA	24,166,497	7,949,139	-67.11	166,378,655	59,986,735	-63.95
KUWAIT	762,305	389,544	-48.90	6,072,427	3,681,432	-39.37
JORDAN	106,900	35,691	-66.61	744,037	219,485	-70.50
LEBANON	1,189,048	891,598	-25.02	7,738,670	5,803,616	-25.00
YEMEN	312,968	472,318	50.92	1,821,281	2,736,714	50.26
OMAN	4,255,799	1,289,621	-69.70	38,751,568	12,066,518	-68.86
SYRIA ARAB REPUBLIC	328,502	321,117	-2.25	2,196,015	2,079,008	-5.33
UNITED ARAB EMIRATES	6,863,141	2,347,503	-65.80	74,296,090	24,232,213	-67.38
QATAR	466,040	358,822	-23.01	4,020,938	3,461,778	-13.91
BAHRAIN	559,345	179,304	-67.94	4,938,699	1,761,539	-64.33
EGYPT	2,011,867	1,557,894	-22.56	11,913,304	11,571,702	-2.87
LIBYAN ARAB JAMAHIRIYA	43,296	0	-100.00	297,189	0	-100.00
MOROCCO	225,679	94,775	-58.00	1,245,780	596,465	-52.12
ALGERIA	34,015	124,739	266.72	301,401	1,224,517	306.28
SUDAN	275,047	12,300	-95.53	3,258,124	127,180	-96.10
TANZANIA, UNITED REPUBLIC OF	1,113,498	0	-100.00	2,818,622	0	-100.00
MADAGASCAR	52,540	27,114	-48.39	285,643	149,778	-47.56
KENYA	50,484	31,269	-38.06	269,514	175,768	-34.78
MOZAMBIQUE	101,243	25,346	-74.97	489,435	129,435	-73.55
GHANA	51,763	12,574	-75.71	245,692	90,140	-63.31
ANGOLA	309,085	422,113	36.57	1,780,202	2,534,796	42.39
CONGO	0	24,847	-	0	40,281	-
NIGERIA	832,602	178,393	-78.57	4,581,881	780,080	-82.97
GABON	47,524	34,459	-27.49	408,935	338,193	-17.30
SEYCHELLES	4,020	11,171	177.89	30,162	84,836	181.27
SOUTH AFRICA	6,631,878	3,503,830	-47.17	32,334,699	15,813,629	-51.09
MAURITIUS	38,949	15,255	-60.83	214,420	86,202	-59.80
AUSTRALIA	1,456,099	326,382	-77.59	18,766,110	2,301,102	-87.74
NEW ZEALAND	141,000	37,600	-73.33	899,400	260,640	-71.02
SAINT VINCENT AND THE GRENADI	15,289	12,909	-15.57	86,534	78,729	-9.02
VANUATU	26,385	12,949	-50.92	120,862	85,802	-29.01
FIJI	14,471	58,456	303.95	96,019	303,821	216.42
MARSHALL ISLANDS	3,455	1,340	-61.22	20,167	9,013	-55.31
SOLOMON ISLANDS	20,888	9,541	-54.32	77,084	350,375	354.54
EAST TIMOR	184,595	1,626,669	781.21	1,534,102	4,931,603	221.47
UNITED STATES	120,591	93,146	-22.76	872,485	637,677	-26.91
CANADA	2,000	0	-100.00	7,000	0	-100.00
MEXICO	2,889,961	916,990	-68.27	16,215,792	4,518,245	-72.14
GUATEMALA	30,849	108,524	251.79	198,425	620,217	212.57
HONDURAS	31,911	67,081	110.21	171,681	395,046	130.10
NICARAGUA	81,295	45,624	-43.88	538,464	278,381	-48.30
PANAMA	178,793	221,481	23.88	993,541	1,406,806	41.60
SURINAME	9,670	0	-100.00	33,800	0	-100.00
CHILE	1,857,018	514,951	-72.27	10,620,697	2,913,228	-72.57
VENEZUELA	1,570,392	0	-100.00	13,093,033	0	-100.00
ARGENTINA	0	38,142	-	0	358,197	-
PARAGUAY	16,380	6,300	-61.54	146,515	62,480	-57.36
PERU	75,458	11,999	-84.10	665,630	127,915	-80.78
GUYANA	5,195	0	-100.00	32,706	0	-100.00
TRINIDAD AND TOBAGO	108,602	83,080	-23.50	701,588	592,940	-15.49
BAHAMAS	12,408	4,700	-62.12	71,876	28,784	-59.95
JAMAICA	55,208	57,182	3.58	342,215	423,628	23.79
PUERTO RICO	84,399	51,941	-38.46	503,534	328,636	-34.73
DOMINICAN REPUBLIC	246,832	0	-100.00	2,269,850	0	-100.00
EL SALVADOR	8,669	19,500	124.94	86,698	119,967	38.37
COSTA RICA	149,457	0	-100.00	786,055	0	-100.00
HAITI	19,979	0	-100.00	156,044	0	-100.00
BARBADOS	106,482	68,561	-35.61	646,365	463,178	-28.34
ANTIGUA AND BARBUDA	0	8,040	-	0	58,620	-
ARUBA	19,975	13,980	-30.01	108,732	84,018	-22.73
BERMUDA	22,288	43,833	96.67	132,719	299,146	125.40
DOMINICA	40,264	51,700	28.40	245,069	296,429	20.96

TABEL 5. PERKEMBANGAN EKSPOR INDONESIA MENURUT KOMODITI DAN NEGARA TUJUAN

JENIS BARANG	BERAT BERSIH (KG)		PERUB	NILAI FOB (US \$)		PERUB
	JAN-JUL 2008	JAN-JUL 2009	%	JAN-JUL 2008	JAN-JUL 2009	%
(1)	(2)	(3)	(4)	(5)	(6)	(7)
FRENCH POLYNESIA	94,986	74,382	-21.69	402,533	338,490	-15.91
GRENADA	9,214	7,874	-14.54	59,016	56,046	-5.03
NETHERLANDS ANTILLES	21,897	5,360	-75.52	98,270	32,700	-66.72
SAINT LUCIA	53,381	28,699	-46.24	329,461	203,710	-38.17
SAINT KITTS AND NEVIS	23,806	5,360	-77.48	142,890	39,080	-72.65
UNITED KINGDOM	22,492	12,551	-44.20	96,200	23,130	-75.96
NETHERLANDS	0	8,252	-	0	8,700	-
FRANCE	3,571	0	-100.00	49,802	0	-100.00
GERMANY, FED. REP. OF	105,930	17,845	-83.15	2,055,809	34,420	-98.33
AUSTRIA	0	696	-	0	6,565	-
BELGIUM	133,470	266,681	99.81	744,356	1,091,850	46.68
GIBRALTAR	0	11,150	-	0	75,000	-
DENMARK	0	590	-	0	3,200	-
SWEDEN	29,132	0	-100.00	138,864	0	-100.00
ITALY	2,067	2,223	7.55	42,322	3,500	-91.73
DEMOCRATIC REPUBLIC OF THE C	0	9,813	-	0	7,000	-
-SUKU CADANG MESIN	75,667,232	29,806,863	-60.61	641,608,379	470,656,056	-26.64
JAPAN	22,518,399	6,799,320	-69.81	51,334,778	30,993,395	-39.62
HONG KONG	38,003	70,335	85.08	1,634,029	1,915,974	17.25
KOREA, REPUBLIC OF	5,347,603	1,010,765	-81.10	6,850,954	2,043,392	-70.17
TAIWAN	182,262	15,367	-91.57	550,913	695,971	26.33
CHINA	1,736,275	744,719	-57.11	7,274,189	12,898,067	77.31
MONGOLIA	13,786	0	-100.00	50,447	0	-100.00
PAPUA NEW GUINEA	152,940	5,413	-96.46	775,998	228,569	-70.55
THAILAND	15,049,180	3,454,111	-77.05	26,707,646	10,250,214	-61.62
SINGAPORE	12,924,405	9,825,025	-23.98	428,610,507	329,554,007	-23.11
PHILIPPINES	331,604	406,629	22.62	8,615,539	7,885,839	-8.47
MALAYSIA	3,486,489	504,791	-85.52	25,717,573	6,369,907	-75.23
MYANMAR (FORM. BURMA)	0	940	-	0	13,884	-
CAMBODIA	8,129	35	-99.57	13,454	1,869	-86.11
BRUNEI DARUSSALAM	10,445	19,373	85.48	133,217	461,237	246.23
LAO PEOPLE'S DEMOCRATIC REPU	34,821	3,728	-89.29	119,048	44,909	-62.28
NEPAL	0	39	-	0	2,245	-
VIET NAM	780,408	1,200,823	53.87	4,329,555	3,492,659	-19.33
INDIA	1,503,531	1,386,637	-7.77	3,813,433	6,021,700	57.91
PAKISTAN	0	3,881	-	0	52,928	-
BANGLADESH	4,200	0	-100.00	537,600	0	-100.00
SRI LANKA	37	23	-37.84	7,978	11,048	38.48
IRAQ	0	3,044	-	0	59,032	-
IRAN (ISLAMIC REPUBLIC OF)	52,019	8,885	-82.92	380,570	48,527	-87.25
SAUDI ARABIA	267,495	188,571	-29.50	846,544	878,033	3.72
ISRAEL	90	1,730	1,822.22	16,851	50,745	201.14
KUWAIT	200	171	-14.50	3,509	40,052	1,041.41
JORDAN	0	2	-	0	14	-
LEBANON	0	4,353	-	0	37,401	-
YEMEN	0	240	-	0	49,000	-
OMAN	77,525	942	-98.78	298,562	57,958	-80.59
SYRIA ARAB REPUBLIC	6,058	0	-100.00	43,087	0	-100.00
TURKEY	5,151	36,423	607.11	46,665	247,987	431.42
UNITED ARAB EMIRATES	788,468	784,963	-0.44	4,188,793	2,933,149	-29.98
QATAR	389	3,468	791.52	47,359	15,471	-67.33
EGYPT	4,119	1,736	-57.85	225,661	85,185	-62.25
LIBYAN ARAB JAMAHIRIYA	13,117	150	-98.86	90,527	16,461	-81.82
MOROCCO	0	127,600	-	0	1,207,584	-
ALGERIA	256	145	-43.36	7,462	1,563	-79.05
SUDAN	61,810	0	-100.00	296,074	0	-100.00
ERITREA	0	4,400	-	0	64,752	-
TANZANIA, UNITED REPUBLIC OF	0	80	-	0	22,053	-
KENYA	0	10,367	-	0	323,140	-
GUINEA	312	0	-100.00	90,025	0	-100.00
ANGOLA	490	1,659	238.57	10,223	114,295	1,018.02
CONGO	0	5,969	-	0	282,617	-
NIGERIA	11,041	30,075	172.39	175,485	202,554	15.43
GABON	0	216	-	0	5,666	-
UGANDA	0	194	-	0	12,619	-
SOUTH AFRICA	209,946	272,071	29.59	828,410	2,386,136	188.04
ZAMBIA	18,000	0	-100.00	702,247	0	-100.00
AUSTRALIA	455,029	460,168	1.13	4,948,454	6,082,214	22.91
NEW ZEALAND	20,267	10,238	-49.48	142,092	259,172	82.40
MARSHALL ISLANDS	35	0	-100.00	2,000	0	-100.00
EAST TIMOR	2,556	21,429	738.38	18,514	22,094	19.34
UNITED STATES	2,440,038	783,714	-67.88	21,322,252	13,789,796	-35.33
CANADA	422,436	175,412	-58.48	1,157,563	608,730	-47.41
MEXICO	40,536	11,974	-70.46	1,175,480	928,597	-21.00

TABEL 5. PERKEMBANGAN EKSPOR INDONESIA MENURUT KOMODITI DAN NEGARA TUJUAN

JENIS BARANG	BERAT BERSIH (KG)		PERUB	NILAI FOB (US \$)		PERUB
	JAN-JUL 2008	JAN-JUL 2009	%	JAN-JUL 2008	JAN-JUL 2009	%
(1)	(2)	(3)	(4)	(5)	(6)	(7)
PANAMA	88	1,350	1,434.09	6,908	31,951	362.52
CHILE	247,132	1,314	-99.47	873,614	7,020	-99.20
VENEZUELA	372	0	-100.00	28,761	0	-100.00
ARGENTINA	29,207	5,472	-81.26	165,319	118,647	-28.23
BRAZIL	2,436,076	317,701	-86.96	8,752,418	1,300,669	-85.14
COLOMBIA	55	18	-67.27	9,969	3,280	-67.10
ECUADOR	107	0	-100.00	5,233	0	-100.00
PERU	347	20	-94.24	27,410	2,168	-92.09
TRINIDAD AND TOBAGO	0	6,854	-	0	18,993	-
PUERTO RICO	3	0	-100.00	150	0	-100.00
DOMINICAN REPUBLIC	0	10	-	0	1,058	-
UNITED KINGDOM	2,481,507	536,836	-78.37	14,691,633	20,690,470	40.83
NETHERLANDS	295,725	94,177	-68.15	5,853,421	1,024,915	-82.49
FRANCE	82,898	24,790	-70.10	1,487,841	334,198	-77.54
GERMANY, FED. REP. OF	435,722	68,784	-84.21	2,485,955	929,386	-62.61
AUSTRIA	0	131	-	0	7,292	-
BELGIUM	593,059	165,408	-72.11	2,361,742	749,313	-68.27
SWITZERLAND	306	13	-95.75	20,691	4,123	-80.07
DENMARK	0	197	-	0	17,894	-
NORWAY	1,942	1,609	-17.15	153,999	88,577	-42.48
SWEDEN	914	334	-63.46	45,100	33,158	-26.48
FINLAND	11	102,559	932,254.55	6,899	423,248	6,034.92
IRELAND	14,804	7,823	-47.16	200,349	139,863	-30.19
ITALY	23,369	4,682	-79.96	224,953	372,052	65.39
SPAIN	10	1,996	19,860.00	342	32,100	9,285.96
PORTUGAL	3	0	-100.00	217	0	-100.00
GREECE	37	3	-91.89	14,012	35	-99.75
HUNGARY	19	2,602	13,594.74	701	26,520	3,683.17
AZERBAIJAN	17	1,517	8,823.53	1,834	76,822	4,088.77
KAZAKHSTAN	71	6,966	9,711.27	2,334	37,694	1,515.00
UKRAINE	26	839	3,126.92	1,073	20,117	1,774.84
LATVIA	8	0	-100.00	1,280	0	-100.00
SLOVAKIA	0	47,159	-	0	300,822	-
CZECH REPUBLIC	275	1,703	519.27	2,542	49,532	1,848.54
RUSSIA FEDERATION	3,222	1,653	-48.70	40,412	43,728	8.21
-SUKU CADANG KENDARAAN	114,715,904	71,835,554	-37.38	788,541,358	489,918,303	-37.87
JAPAN	28,072,975	16,839,899	-40.01	164,293,723	78,837,713	-52.01
HONG KONG	69,980	57,901	-17.26	738,803	624,879	-15.42
KOREA, REPUBLIC OF	152,952	89,594	-41.42	1,213,762	559,275	-53.92
TAIWAN	2,225,563	1,474,525	-33.75	20,526,519	14,981,860	-27.01
CHINA	2,359,747	505,333	-78.59	20,941,531	2,758,377	-86.83
PAPUA NEW GUINEA	17,980	7,940	-55.84	112,323	43,003	-61.71
THAILAND	14,761,667	11,728,208	-20.55	130,913,539	111,367,472	-14.93
SINGAPORE	15,966,740	7,273,152	-54.45	97,778,906	45,106,755	-53.87
PHILIPPINES	6,950,827	4,716,373	-32.15	38,947,732	31,331,957	-19.55
MALAYSIA	12,474,236	9,084,297	-27.18	76,186,167	63,545,785	-16.59
MYANMAR (FORM. BURMA)	1,486	0	-100.00	10,747	0	-100.00
CAMBODIA	3,210	8,315	159.03	21,801	48,414	122.07
BRUNEI DARUSSALAM	5,866	1,022	-82.58	44,579	7,644	-82.85
LAO PEOPLE'S DEMOCRATIC REPU	579	0	-100.00	3,662	0	-100.00
NEPAL	184	0	-100.00	1,014	0	-100.00
VIET NAM	4,837,890	2,652,600	-45.17	32,987,551	17,291,058	-47.58
MALDIVES	639	317	-50.39	820	986	20.24
INDIA	1,401,662	626,690	-55.29	11,431,512	5,626,678	-50.78
PAKISTAN	1,475,438	796,849	-45.99	6,489,807	3,282,744	-49.42
BANGLADESH	177,598	259,897	46.34	351,793	574,726	63.37
SRI LANKA	95,359	67,203	-29.53	275,244	210,210	-23.63
AFGHANISTAN	0	297	-	0	1,454	-
IRAN (ISLAMIC REPUBLIC OF)	880,208	77,089	-91.24	2,712,102	227,668	-91.61
SAUDI ARABIA	121,637	390,585	221.11	923,266	1,172,560	27.00
ISRAEL	40,515	98,956	144.25	233,636	405,361	73.50
KUWAIT	39,971	55,868	39.77	137,272	204,485	48.96
JORDAN	41,788	31,859	-23.76	137,661	110,678	-19.60
LEBANON	9,410	29,918	217.94	42,067	134,564	219.88
YEMEN	20,717	23,432	13.11	131,778	82,582	-37.33
OMAN	102,282	106,935	4.55	174,399	215,328	23.47
SYRIA ARAB REPUBLIC	13,844	10,974	-20.73	50,056	48,048	-4.01
TURKEY	1,232,057	190,809	-84.51	13,397,130	1,808,721	-86.50
UNITED ARAB EMIRATES	921,438	470,288	-48.96	1,721,337	1,162,950	-32.44
QATAR	2,956	4,653	57.41	25,718	66,724	159.44
BAHRAIN	1,326	7,137	438.24	17,696	26,663	50.67
CYPRUS	12,901	14,418	11.76	133,085	106,621	-19.89
EGYPT	442,911	435,854	-1.59	1,871,951	1,685,626	-9.95
LIBYAN ARAB JAMAHIRIYA	18,024	99	-99.45	47,695	1,519	-96.82

TABEL 5. PERKEMBANGAN EKSPOR INDONESIA MENURUT KOMODITI DAN NEGARA TUJUAN

JENIS BARANG	BERAT BERSIH (KG)		PERUB	NILAI FOB (US \$)		PERUB
	JAN-JUL 2008	JAN-JUL 2009	%	JAN-JUL 2008	JAN-JUL 2009	%
(1)	(2)	(3)	(4)	(5)	(6)	(7)
MOROCCO	17,375	23,073	32.79	48,444	64,709	33.57
TUNISIA	56,264	42,461	-24.53	120,953	98,205	-18.81
SUDAN	0	450	-	0	230,058	-
TANZANIA, UNITED REPUBLIC OF	0	2	-	0	4	-
KENYA	3,427	0	-100.00	39,057	0	-100.00
GHANA	4,053	766	-81.10	26,947	16,223	-39.80
ANGOLA	3,350	0	-100.00	45,345	0	-100.00
CONGO	0	37	-	0	288	-
CAMEROON	295	81	-72.54	2,678	877	-67.25
NIGERIA	20,167	971	-95.19	55,538	38,370	-30.91
COTE D'IVOIRE	0	101	-	0	480	-
MAURITANIA	19,649	0	-100.00	40,300	0	-100.00
U.S. VIRGIN ISLANDS	23	0	-100.00	769	0	-100.00
SOUTH AFRICA	1,771,297	304,384	-82.82	16,322,376	2,792,008	-82.89
MAURITIUS	12	0	-100.00	30	0	-100.00
RWANDA	1,787	0	-100.00	12,500	0	-100.00
VIRGIN ISLANDS (BRITISH)	0	14	-	0	261	-
AUSTRALIA	512,896	393,868	-23.21	4,957,979	3,407,854	-31.27
NEW ZEALAND	6,563	12,759	94.41	81,062	132,118	62.98
SAINT VINCENT AND THE GRENADI	8	147	1,737.50	211	2,203	944.08
VANUATU	0	804	-	0	10,874	-
FIJI	2,234	3,334	49.24	13,268	18,386	38.57
EAST TIMOR	143,100	604,923	322.73	123,588	886,995	617.70
UNITED STATES	4,896,906	3,582,598	-26.84	39,707,426	28,040,619	-29.38
CANADA	84,773	120,727	42.41	626,021	943,680	50.74
MEXICO	198,721	339,220	70.70	2,806,114	2,223,535	-20.76
GUATEMALA	1,641	1,504	-8.35	13,986	19,277	37.83
HONDURAS	77,428	58,354	-24.63	259,617	215,904	-16.84
NICARAGUA	1,148	2,500	117.77	9,255	22,239	140.29
PANAMA	288	3,255	1,030.21	4,346	40,595	834.08
CHILE	38,944	23,551	-39.53	137,253	107,961	-21.34
VENEZUELA	13,216	23,216	75.67	176,633	141,732	-19.76
ARGENTINA	551,552	337,281	-38.85	3,859,760	2,575,236	-33.28
BRAZIL	2,367,364	2,726,940	15.19	30,468,988	38,975,683	27.92
COLOMBIA	76,673	25,914	-66.20	163,220	69,989	-57.12
BOLIVIA	0	2,517	-	0	36,973	-
ECUADOR	0	34	-	0	523	-
PERU	101,813	24,623	-75.82	193,222	70,179	-63.68
GUYANA	0	95	-	0	1,466	-
TRINIDAD AND TOBAGO	3,550	3,604	1.52	28,610	33,779	18.07
BAHAMAS	287	0	-100.00	4,229	0	-100.00
JAMAICA	364	497	36.54	4,285	7,063	64.83
PUERTO RICO	28,343	25,445	-10.22	188,188	189,004	0.43
BELIZE	3	0	-100.00	36	0	-100.00
DOMINICAN REPUBLIC	17,160	10,413	-39.32	66,643	57,908	-13.11
EL SALVADOR	1,736	208	-88.02	12,764	1,612	-87.37
COSTA RICA	2,481	2,131	-14.11	22,890	20,760	-9.31
HAITI	40	0	-100.00	510	0	-100.00
BARBADOS	2,931	4,113	40.33	22,253	50,593	127.35
ANTIGUA AND BARBUDA	489	1,096	124.13	5,804	8,414	44.97
ARUBA	327	294	-10.09	3,179	2,080	-34.57
BERMUDA	517	417	-19.34	4,063	3,919	-3.54
CAYMAN ISLANDS	14	42	200.00	201	494	145.77
DOMINICA	574	1,499	161.15	8,968	15,259	70.15
FRENCH POLYNESIA	0	149	-	0	1,176	-
GRENADA	692	428	-38.15	4,893	4,849	-0.90
NETHERLANDS ANTILLES	369	985	166.94	3,368	7,814	132.01
SAINT LUCIA	0	815	-	0	10,119	-
GUADELOUPE	0	312	-	0	2,107	-
SAINT KITTS AND NEVIS	0	14	-	0	676	-
UNITED KINGDOM	2,836,794	529,220	-81.34	35,408,845	5,049,884	-85.74
NETHERLANDS	1,218,401	962,466	-21.01	5,182,120	4,353,334	-15.99
FRANCE	159	666	318.87	2,338	1,816	-22.33
GERMANY, FED. REP. OF	941,494	1,532,465	62.77	5,053,227	6,284,431	24.36
AUSTRIA	11,126	1,214	-89.09	57,348	16,497	-71.23
BELGIUM	87,227	69,831	-19.94	664,053	505,536	-23.87
SWITZERLAND	10,094	939	-90.70	54,151	5,265	-90.28
DENMARK	76,738	16,285	-78.78	428,503	83,056	-80.62
NORWAY	138,526	34,249	-75.28	765,011	193,470	-74.71
SWEDEN	475,560	236,406	-50.29	2,461,886	1,243,435	-49.49
FINLAND	366,672	84,187	-77.04	1,900,286	457,232	-75.94
IRELAND	10,931	0	-100.00	57,523	0	-100.00
ITALY	725,330	322,899	-55.48	2,628,926	1,645,981	-37.39
SPAIN	271,929	42,004	-84.55	1,837,932	262,346	-85.73
PORTUGAL	107,860	65,686	-39.10	337,984	264,828	-21.64
GREECE	122,759	170,996	39.29	796,870	861,925	8.16

TABEL 5. PERKEMBANGAN EKSPOR INDONESIA MENURUT KOMODITI DAN NEGARA TUJUAN

JENIS BARANG	BERAT BERSIH (KG)		PERUB	NILAI FOB (US \$)		PERUB
	JAN-JUL 2008	JAN-JUL 2009	%	JAN-JUL 2008	JAN-JUL 2009	%
(1)	(2)	(3)	(4)	(5)	(6)	(7)
DEMOCRATIC REPUBLIC OF THE C	19,873	0	-100.00	36,860	0	-100.00
HUNGARY	930,314	587,339	-36.87	3,796,296	2,181,681	-42.53
POLAND	253,976	234,865	-7.52	774,621	878,342	13.39
ROMANIA	281	0	-100.00	20,126	0	-100.00
BULGARIA	68,109	24,402	-64.17	176,183	56,369	-68.01
UKRAINE	1,622	3,915	141.37	16,579	38,404	131.64
LITHUANIA	2,432	11,430	369.98	8,121	43,300	433.19
ESTONIA	11,810	0	-100.00	74,060	0	-100.00
MALTA	5,433	0	-100.00	46,615	0	-100.00
SLOVAKIA	8,096	0	-100.00	22,779	0	-100.00
CZECH REPUBLIC	0	36,208	-	0	142,536	-
RUSSIA FEDERATION	24,951	15,630	-37.36	205,961	84,417	-59.01
-UBI KAYU OLAHAN	44,645,169	9,177,279	-79.44	8,048,613	1,425,085	-82.29
JAPAN	134	0	-100.00	134	0	-100.00
HONG KONG	1,614	216	-86.62	866	1,524	75.98
KOREA, REPUBLIC OF	3,721,796	8,685,070	133.36	800,186	1,068,264	33.50
TAIWAN	1,357,276	208,278	-84.65	266,619	48,588	-81.78
CHINA	39,274,696	0	-100.00	6,482,473	0	-100.00
PAPUA NEW GUINEA	0	3,325	-	0	525	-
SINGAPORE	22,161	3,727	-83.18	20,590	14,141	-31.32
PHILIPPINES	8,894	1,348	-84.84	6,174	2,702	-56.24
MALAYSIA	104,554	180,641	72.77	54,309	52,677	-3.01
BRUNEI DARUSSALAM	6,586	11,927	81.10	20,668	33,072	60.02
MALDIVES	0	21	-	0	48	-
SAUDI ARABIA	1,495	1,172	-21.61	2,098	1,331	-36.56
KUWAIT	0	1,305	-	0	4,509	-
AUSTRALIA	621	3,486	461.35	1,383	8,809	536.95
VANUATU	200	0	-100.00	432	0	-100.00
UNITED STATES	44,538	38,980	-12.48	146,400	110,089	-24.80
UNITED KINGDOM	93,228	35,044	-62.41	233,823	72,589	-68.96
NETHERLANDS	5,060	2,739	-45.87	9,268	6,217	-32.92
BELGIUM	2,316	0	-100.00	3,190	0	-100.00
-INDUSTRI LAINNYA	2,338,354,156	1,163,545,925	-50.24	3,315,701,566	2,892,825,192	-12.75
JAPAN	82,519,140	69,659,887	-15.58	311,687,872	325,861,540	4.55
HONG KONG	10,227,438	8,283,180	-19.01	30,689,641	46,600,412	51.84
KOREA, DEMOCRATIC PEOPLE'S R	175	249	42.29	2,277	3,716	63.20
KOREA, REPUBLIC OF	94,914,335	146,184,624	54.02	104,856,018	143,343,684	36.71
TAIWAN	63,677,501	28,089,113	-55.89	47,133,116	35,038,139	-25.66
CHINA	996,055,623	46,371,900	-95.34	138,488,914	70,123,548	-49.37
MONGOLIA	239,848	16,208	-93.24	560,933	117,332	-79.08
MACAU	3,638,234	650,982	-82.11	566,857	122,128	-78.46
PAPUA NEW GUINEA	2,784,783	9,549,813	242.93	4,702,008	8,624,598	83.42
THAILAND	61,602,499	44,697,171	-27.44	189,390,972	129,805,906	-31.46
SINGAPORE	104,979,729	121,222,981	15.47	499,644,085	567,804,844	13.64
PHILIPPINES	28,870,138	54,054,650	87.23	65,938,300	62,099,480	-5.82
MALAYSIA	111,555,510	91,117,085	-18.32	173,471,776	148,103,138	-14.62
MYANMAR (FORM. BURMA)	4,931,064	3,781,972	-23.30	4,467,898	3,309,043	-25.94
CAMBODIA	973,273	860,840	-11.55	2,697,151	2,180,702	-19.15
BRUNEI DARUSSALAM	2,276,872	2,022,054	-11.19	3,009,966	2,155,105	-28.40
LAO PEOPLE'S DEMOCRATIC REPU	192,926	55,927	-71.01	732,808	1,352,102	84.51
NEPAL	134,797	361,043	167.84	250,877	985,668	292.89
BHUTAN	0	923	-	0	3,674	-
VIET NAM	33,236,104	34,420,411	3.56	90,417,923	65,268,278	-27.81
MALDIVES	2,846,352	1,757,558	-38.25	2,303,492	1,552,679	-32.59
INDIA	37,956,479	36,530,205	-3.76	63,712,138	59,912,370	-5.96
PAKISTAN	11,111,322	18,708,284	68.37	9,457,980	15,098,333	59.64
BANGLADESH	11,611,282	10,469,811	-9.83	12,798,348	11,577,330	-9.54
SRI LANKA	5,304,728	3,673,755	-30.75	14,316,186	7,651,970	-46.55
AFGHANISTAN	0	629,639	-	0	222,928	-
IRAQ	10,248,873	8,935,577	-12.81	51,973,418	19,732,054	-62.03
IRAN (ISLAMIC REPUBLIC OF)	2,221,123	873,305	-60.68	3,144,438	3,335,732	6.08
SAUDI ARABIA	19,752,516	13,764,977	-30.31	23,265,782	27,600,918	18.63
ISRAEL	365,318	282,199	-22.75	791,858	1,131,033	42.83
KUWAIT	1,783,755	3,436,670	92.66	2,024,887	4,038,637	99.45
JORDAN	1,013,478	1,035,705	2.19	2,994,023	1,970,673	-34.18
LEBANON	556,292	651,781	17.17	970,030	1,612,970	66.28
YEMEN	248,779	563,181	126.38	898,827	1,445,233	60.79
OMAN	246,804	317,406	28.61	1,285,122	1,068,068	-16.89
SYRIA ARAB REPUBLIC	333,602	649,652	94.74	659,260	1,391,580	111.08
TURKEY	5,395,769	3,707,919	-31.28	8,746,654	6,216,738	-28.92
UNITED ARAB EMIRATES	31,056,240	15,773,794	-49.21	32,801,720	33,773,034	2.96
QATAR	2,609,694	2,385,139	-8.60	1,689,557	2,022,409	19.70
BAHRAIN	7,806,616	1,331,784	-82.94	3,710,286	690,920	-81.38
CYPRUS	162,508	106,051	-34.74	299,444	333,579	11.40
EGYPT	2,141,273	3,283,093	53.32	3,450,531	8,961,613	159.72
LIBYAN ARAB JAMAHIRIYA	631,808	639,237	1.18	2,340,891	1,696,915	-27.51

TABEL 5. PERKEMBANGAN EKSPOR INDONESIA MENURUT KOMODITI DAN NEGARA TUJUAN

JENIS BARANG	BERAT BERSIH (KG)		PERUB	NILAI FOB (US \$)		PERUB
	JAN-JUL 2008	JAN-JUL 2009	%	JAN-JUL 2008	JAN-JUL 2009	%
(1)	(2)	(3)	(4)	(5)	(6)	(7)
MOROCCO	178,161	1,491,608	737.22	627,144	5,430,627	765.93
TUNISIA	1,167,141	1,758,915	50.70	3,321,344	5,588,090	68.25
ALGERIA	2,506,647	6,355,432	153.54	9,503,954	12,664,617	33.26
SUDAN	418,879	430,568	2.79	3,010,913	1,497,038	-50.28
ERITREA	36,900	77,400	109.76	38,950	90,300	131.84
NAMIBIA	70,553	28,046	-60.25	22,811	11,391	-50.06
ETHIOPIA	3,084	271,616	8,707.26	15,379	544,231	3,438.79
TANZANIA, UNITED REPUBLIC OF	474,974	480,644	1.19	1,903,125	2,241,123	17.76
MADAGASCAR	402,869	144,461	-64.14	904,671	269,838	-70.17
SOMALIA	3,600	0	-100.00	73,800	0	-100.00
KENYA	2,866,236	1,187,780	-58.56	4,421,624	6,029,527	36.36
REUNION	219,653	625,742	184.88	235,863	499,565	111.80
MOZAMBIQUE	1,088,417	528,186	-51.47	2,079,733	463,722	-77.70
BOTSWANA	0	20,098	-	0	83,650	-
EQUATORIAL GUINEA	7,220	56,447	681.81	8,075	141,796	1,655.99
TOGO	243,979	118,141	-51.58	504,642	206,486	-59.08
GHANA	6,749,527	4,772,234	-29.30	8,486,589	8,648,815	1.91
LIBERIA	2,229	14,271	540.24	4,834	103,530	2,041.70
GUINEA	627,866	358,361	-42.92	1,220,646	548,912	-55.03
ANGOLA	974,511	1,761,460	80.75	1,162,597	5,480,673	371.42
CONGO	142,103	80,376	-43.44	358,506	130,075	-63.72
CAMEROON	211,501	315,387	49.12	835,453	1,271,052	52.14
NIGERIA	7,682,047	5,598,457	-27.12	13,114,875	10,088,269	-23.08
SIERRA LEONE	38,825	70,004	80.31	75,804	160,196	111.33
GABON	79,383	127,563	60.69	506,686	635,822	25.49
COTE D'IVOIRE	402,684	2,426,169	502.50	2,180,150	1,591,420	-27.00
SENEGAL	614,421	253,415	-58.76	1,214,423	888,615	-26.83
MAURITANIA	498	214,488	42,969.88	363	907,119	249,795.04
MALI	2,755	11,609	321.38	11,675	50,687	334.15
BENIN	517,083	178,101	-65.56	913,950	393,074	-56.99
BURKINA FASO	26,257	13,056	-50.28	182,264	106,876	-41.36
GAMBIA	18,958	11,048	-41.72	67,653	16,679	-75.35
U.S. VIRGIN ISLANDS	21,129	0	-100.00	11,375	0	-100.00
SEYCHELLES	134,580	99,065	-26.39	137,013	123,183	-10.09
UGANDA	267,604	129,962	-51.43	1,226,015	636,078	-48.12
CENTRAL AFRICAN REPUBLIC	0	72,121	-	0	32,536	-
NIGER	23,247	6,238	-73.17	135,265	48,737	-63.97
CHAD	10,075	5,934	-41.10	48,136	24,872	-48.33
DJIBOUTI	210,504	268,867	27.73	142,712	497,509	248.61
SAO TOME AND PRINCIPE	22,327	12,911	-42.17	28,210	30,540	8.26
SWAZILAND	39,890	54,289	36.10	210,473	285,623	35.71
SOUTH AFRICA	7,091,776	4,595,244	-35.20	11,228,867	8,472,767	-24.54
ZIMBABWE	2,773	6,856	147.24	18,658	23,587	26.42
ZAMBIA	23,940	13,741	-42.60	92,516	120,668	30.43
MALAWI	112,217	0	-100.00	152,530	0	-100.00
COMOROS	7,000	7,110	1.57	45,000	248,425	452.06
BURUNDI	0	39,957	-	0	205,726	-
MAURITIUS	321,679	198,062	-38.43	435,606	454,383	4.31
RWANDA	37,898	0	-100.00	235,711	0	-100.00
VIRGIN ISLANDS (BRITISH)	601	111,550	18,460.73	1,994	10,204	411.74
AUSTRALIA	35,979,923	29,392,804	-18.31	85,844,458	96,267,249	12.14
NEW ZEALAND	6,090,667	3,846,890	-36.84	12,871,078	7,963,142	-38.13
MICRONESIA, FEDERATED STATES	47,257	1,894	-95.99	63,300	2,557	-95.96
GUAM	52,670	7,798	-85.19	143,150	11,079	-92.26
PALAU	295	147	-50.17	735	2,926	298.10
NEW CALEDONIA	234,322	402,152	71.62	444,181	340,636	-23.31
NORTHERN MARIANA ISLANDS	0	2,052	-	0	6,196	-
SAINT VINCENT AND THE GRENADI	17,422	0	-100.00	16,121	0	-100.00
VANUATU	41,533	186,879	349.95	63,479	535,759	743.99
WALLIS AND FUTUNA ISLANDS	8,736	2,462	-71.82	14,436	4,003	-72.27
AMERICAN SAMOA	15,779	121	-99.23	21,529	754	-96.50
COOK ISLANDS	11,491	7,914	-31.13	69,656	18,360	-73.64
FIJI	943,748	350,994	-62.81	666,031	406,353	-38.99
KIRIBATI	4,918	211	-95.71	7,576	5,452	-28.04
MARSHALL ISLANDS	11,441	0	-100.00	12,775	0	-100.00
SAMOA	27,525	42,677	55.05	31,894	44,021	38.02
SOLOMON ISLANDS	84,890	20,774	-75.53	158,099	50,919	-67.79
TONGA	228,776	75,259	-67.10	229,611	221,922	-3.35
TUVALU	12,179	1,588	-86.96	25,161	4,362	-82.66
EAST TIMOR	5,076,749	10,694,239	110.65	5,089,260	10,967,448	115.50
UNITED STATES	292,985,033	64,167,544	-78.10	611,542,970	342,226,665	-44.04
CANADA	8,478,746	2,023,275	-76.14	22,029,817	11,955,974	-45.73
MEXICO	1,128,087	623,554	-44.72	9,904,478	4,171,144	-57.89
GUATEMALA	5,054	68,630	1,257.93	44,800	245,125	447.15
HONDURAS	37,068	55,791	50.51	85,098	193,852	127.80
NICARAGUA	1,221	351	-71.25	2,340	713	-69.53
PANAMA	186,393	2,093,575	1,023.20	1,170,962	2,842,331	142.73
CUBA	180,800	0	-100.00	151,128	0	-100.00

TABEL 5. PERKEMBANGAN EKSPOR INDONESIA MENURUT KOMODITI DAN NEGARA TUJUAN

JENIS BARANG	BERAT BERSIH (KG)		PERUB	NILAI FOB (US \$)		PERUB
	JAN-JUL 2008	JAN-JUL 2009	%	JAN-JUL 2008	JAN-JUL 2009	%
(1)	(2)	(3)	(4)	(5)	(6)	(7)
SURINAME	29,676	57,630	94.20	204,474	161,306	-21.11
CHILE	3,416,768	1,349,660	-60.50	9,496,271	5,619,841	-40.82
VENEZUELA	1,933,556	1,504,668	-22.18	1,566,605	699,070	-55.38
ARGENTINA	2,182,728	871,808	-60.06	16,181,769	5,035,201	-68.88
BRAZIL	2,266,044	2,057,689	-9.19	8,418,658	10,751,452	27.71
COLOMBIA	353,046	240,511	-31.88	960,417	619,510	-35.50
BOLIVIA	25,320,263	29,481	-99.88	29,594,063	140,630	-99.52
URUGUAY	12,193	21,783	78.65	54,321	105,331	93.90
PARAGUAY	40,686	49,586	21.87	172,958	231,487	33.84
ECUADOR	814,814	776,552	-4.70	1,875,311	1,929,278	2.88
PERU	1,173,155	970,251	-17.30	1,020,308	2,915,061	185.70
GUYANA	34,324	33,192	-3.30	92,177	75,632	-17.95
TRINIDAD AND TOBAGO	58,542	134,818	130.29	269,869	461,883	71.15
BAHAMAS	105,379	12	-99.99	114,012	11	-99.99
JAMAICA	1,919	8,629	349.66	4,828	8,729	80.80
PUERTO RICO	87,149	46,982	-46.09	96,965	59,155	-38.99
BELIZE	4,241	27	-99.36	21,298	157	-99.26
DOMINICAN REPUBLIC	128,595	242,447	88.54	560,580	566,166	1.00
EL SALVADOR	44,060	85,431	93.90	225,904	337,263	49.29
COSTA RICA	750,770	516,075	-31.26	835,834	1,087,579	30.12
HAITI	78,220	71,444	-8.66	90,280	87,140	-3.48
BARBADOS	154,564	77,878	-49.61	150,461	31,634	-78.98
ANTIGUA AND BARBUDA	874	112	-87.19	7,942	3,936	-50.44
ANGUILLA	0	3,991	-	0	13,489	-
ARUBA	4,798	3,741	-22.03	10,117	10,077	-0.40
BERMUDA	1,010	2,439	141.49	5,223	8,414	61.10
CAPE VERDE	0	48,370	-	0	59,782	-
CAYMAN ISLANDS	42,007	20,433	-51.36	12,434	7,846	-36.90
DOMINICA	10,415	30,845	196.16	51,273	116,312	126.85
FRENCH GUIANA	5,879	17,674	200.63	9,315	50,311	440.11
FRENCH POLYNESIA	328,073	683,749	108.41	413,794	388,315	-6.16
GREENLAND	3,564	0	-100.00	39,322	0	-100.00
GRENADA	15,804	0	-100.00	10,790	0	-100.00
MARTINIQUE	9,872	27,690	180.49	30,583	51,861	69.57
NETHERLANDS ANTILLES	119,788	58,552	-51.12	121,318	55,677	-54.11
SAINT LUCIA	379	1,567	313.46	3,629	14,129	289.34
TURKS AND CAICOS ISLANDS	43,658	1,332	-96.95	20,605	4,234	-79.45
GUADELOUPE	46,524	99,684	114.26	98,369	88,732	-9.80
SAINT KITTS AND NEVIS	4,045	1,473	-63.58	17,681	21,134	19.53
UNITED KINGDOM	5,663,004	3,320,397	-41.37	43,817,058	23,615,319	-46.10
NETHERLANDS	63,094,207	111,606,629	76.89	187,868,705	186,207,338	-0.88
FRANCE	7,782,811	7,567,199	-2.77	18,685,411	20,719,077	10.88
GERMANY, FED. REP. OF	16,009,003	16,032,592	0.15	75,896,867	73,385,771	-3.31
AUSTRIA	592,639	371,184	-37.37	4,218,643	4,049,800	-4.00
BELGIUM	13,058,922	9,515,950	-27.13	56,178,538	44,450,410	-20.88
SWITZERLAND	320,745	224,902	-29.88	2,319,581	1,559,055	-32.79
LUXEMBOURG	794	115	-85.52	76,437	40,124	-47.51
MONACO	250	0	-100.00	2,724	0	-100.00
DENMARK	1,361,477	1,220,363	-10.36	5,719,656	6,558,309	14.66
NORWAY	13,448,172	10,116,746	-24.77	3,891,431	3,256,649	-16.31
SWEDEN	1,671,724	645,478	-61.39	6,665,083	4,685,290	-29.70
FINLAND	1,890,563	1,000,900	-47.06	21,479,982	11,529,050	-46.33
IRELAND	71,374	18,397	-74.22	1,174,255	248,682	-78.82
ITALY	5,831,886	32,976,078	465.44	31,484,143	49,090,523	55.92
SPAIN	10,456,822	6,522,036	-37.63	14,678,914	8,462,708	-42.35
PORTUGAL	345,905	1,464,941	323.51	1,686,757	9,250,682	448.43
ICELAND	22,261	205	-99.08	6,303	3,613	-42.68
GREECE	2,579,754	2,713,468	5.18	6,497,787	6,849,195	5.41
ANDORRA	1,900	0	-100.00	5,001	0	-100.00
LIECHTENSTEIN	670	0	-100.00	638	0	-100.00
DEMOCRATIC REPUBLIC OF THE C	135,389	216,885	60.19	452,717	530,433	17.17
HUNGARY	291,071	203,716	-30.01	1,260,311	894,241	-29.05
POLAND	1,672,826	2,109,542	26.11	8,902,416	6,016,408	-32.42
ROMANIA	103,218	61,919	-40.01	629,245	389,077	-38.17
BULGARIA	135,529	269,334	98.73	417,653	999,023	139.20
YUGOSLAVIA	4,138	43,137	942.46	13,632	156,268	1,046.33
ALBANIA	337	30,480	8,944.51	507	106,243	20,855.23
AZERBAIJAN	12,084	648	-94.64	116,444	22,024	-81.09
BELARUS	5,658	5,496	-2.86	32,621	86,198	164.24
KAZAKHSTAN	76,268	1,726,807	2,164.13	454,786	5,734,591	1,160.94
KYRGYZSTAN	12,902	12,917	0.12	72,542	69,404	-4.33
MOLDOVA, REPUBLIC OF	5,985	0	-100.00	20,344	0	-100.00
TAJIKISTAN	0	103,390	-	0	343,094	-
UKRAINE	413,243	538,677	30.35	1,418,630	1,804,209	27.18
LITHUANIA	76,895	61,678	-19.79	276,255	117,465	-57.48
LATVIA	117,295	20,102	-82.86	843,689	378,418	-55.15
ESTONIA	621,364	244,106	-60.71	445,025	78,922	-82.27
GEORGIA	1,168,937	52,279	-95.53	1,838,155	13,681	-99.26

TABEL 5. PERKEMBANGAN EKSPOR INDONESIA MENURUT KOMODITI DAN NEGARA TUJUAN

JENIS BARANG	BERAT BERSIH (KG)		PERUB	NILAI FOB (US \$)		PERUB
	JAN-JUL 2008	JAN-JUL 2009	%	JAN-JUL 2008	JAN-JUL 2009	%
	(1)	(2)	(3)	(4)	(5)	(6)
CROATIA	133,843	158,909	18.73	517,253	514,449	-0.54
BOSNIA AND HERZEGOVINA	233	4,197	1,701.29	1,104	49,032	4,341.30
MALTA	72,066	60,139	-16.55	151,312	140,716	-7.00
SLOVAKIA	55,124	64,557	17.11	889,538	2,130,242	139.48
SLOVENIA	34,997	93,960	168.48	179,060	12,290,993	7.46
CZECH REPUBLIC	174,314	97,799	-43.89	940,529	411,624	-56.23
REP. OF MACEDONIA	0	9,059	-	0	31,186	-
RUSSIA FEDERATION	2,984,651	1,510,106	-49.40	6,407,162	3,408,117	-46.81
BIJI TEMBAGA	837,641,889	1,401,389,418	67.30	1,908,107,243	2,645,487,707	38.64
JAPAN	337,614,253	548,019,067	62.32	769,535,047	1,007,746,982	30.96
KOREA, REPUBLIC OF	156,539,518	243,985,889	55.86	330,073,028	436,135,718	32.13
CHINA	11,353,645	56,092,757	394.05	27,606,151	106,475,696	285.70
SINGAPORE	20,000	10,720,986	53,504.93	400	12,290,993	3,072,648.25
PHILIPPINES	76,811,425	125,301,598	63.13	181,650,935	238,287,858	31.18
MALAYSIA	100,000	0	-100.00	12,840	0	-100.00
INDIA	49,545,774	188,988,095	281.44	124,141,280	401,727,732	223.61
GERMANY, FED. REP. OF	0	21,981,028	-	0	35,982,236	-
SPAIN	205,657,274	206,299,998	0.31	475,087,562	406,840,492	-14.37
BIJI NIKEL	8,597,814,103	4,336,994,874	-49.56	431,643,594	117,954,656	-72.67
JAPAN	1,204,859,246	744,754,400	-38.19	121,150,983	31,762,306	-73.78
HONG KONG	20,000	279,733,000	1,398,565.00	600	4,001,111	666,751.83
CHINA	5,824,981,296	2,716,681,945	-53.36	208,731,171	55,538,788	-73.39
THAILAND	0	33,600,000	-	0	504,000	-
SINGAPORE	4	3	-25.00	7	6	-14.29
MALAYSIA	50,000,000	0	-100.00	875,000	0	-100.00
AUSTRALIA	304,996,207	0	-100.00	11,981,664	0	-100.00
UNITED STATES	6,000	0	-100.00	400	0	-100.00
UNITED KINGDOM	12,450,000	138,226,000	1,010.25	694,087	6,123,985	782.31
FRANCE	25,450	0	-100.00	1,664	0	-100.00
SWITZERLAND	243,086,000	0	-100.00	16,795,667	0	-100.00
GREECE	209,259,900	147,985,526	-29.28	17,774,683	4,371,786	-75.40
UKRAINE	748,130,000	276,014,000	-63.11	53,637,668	15,652,674	-70.82
BAUKSIT	8,837,575,524	7,031,852,773	-20.43	93,436,203	121,605,923	30.15
JAPAN	276,289,180	94,045,000	-65.96	5,043,613	2,011,702	-60.11
KOREA, REPUBLIC OF	42,175	0	-100.00	2,404	0	-100.00
TAIWAN	34,900,000	33,000,000	-5.44	383,900	430,501	12.14
CHINA	8,526,344,169	6,787,107,773	-20.40	88,006,286	117,842,120	33.90
SINGAPORE	0	117,700,000	-	0	1,321,600	-
BIJI TIMAH/TIN	552,343	2,543	-99.54	591	59,793	10,017.26
HONG KONG	0	700	-	0	170	-
SINGAPORE	0	2	-	0	48	-
MALAYSIA	552,342	0	-100.00	589	0	-100.00
PAKISTAN	1	0	-100.00	2	0	-100.00
SWEDEN	0	1,841	-	0	59,575	-
BATU BARA	121,039,325,817	110,005,280,306	-9.12	5,454,226,782	6,752,864,461	23.81
JAPAN	21,799,673,800	15,610,943,478	-28.39	1,059,002,166	1,108,145,664	4.64
HONG KONG	6,856,712,979	5,967,436,591	-12.97	262,849,184	388,920,341	47.96
KOREA, REPUBLIC OF	16,374,823,082	16,076,221,639	-1.82	723,851,891	911,940,032	25.98
TAIWAN	15,246,853,914	12,682,533,551	-16.82	794,163,986	998,930,081	25.78
CHINA	8,679,382,364	11,181,785,781	28.83	364,720,051	611,990,578	67.80
THAILAND	8,670,088,861	5,781,438,702	-33.32	324,024,292	278,470,590	-14.06
SINGAPORE	34,040,633	89,336,762	162.44	1,315,953	3,680,684	179.70
PHILIPPINES	3,632,464,999	3,889,939,219	7.09	199,765,901	271,102,262	35.71
MALAYSIA	6,091,399,802	4,836,426,150	-20.60	259,072,511	296,801,827	14.56
CAMBODIA	39,185,895	22,992,000	-41.33	2,117,569	1,191,519	-43.73
VIET NAM	378,621,063	289,521,053	-23.53	17,180,887	17,146,232	-0.20
INDIA	15,825,892,620	21,601,522,748	36.49	628,883,170	1,126,888,651	79.19
PAKISTAN	2,293,486,159	1,240,904,205	-45.89	129,332,322	83,121,379	-35.73
SRI LANKA	94,707,680	40,371,787	-57.37	4,993,114	2,193,453	-56.07
ISRAEL	138,411,000	0	-100.00	5,364,987	0	-100.00
YEMEN	68,418,430	0	-100.00	3,557,758	0	-100.00
UNITED ARAB EMIRATES	66,983,010	237,387,972	254.40	4,956,768	14,446,552	191.45
AUSTRALIA	8	1,773	22,062.50	15	84	460.00
NEW ZEALAND	210,041,000	432,861,000	106.08	6,384,352	21,455,441	236.06
AMERICAN SAMOA	71,859,000	0	-100.00	2,196,011	0	-100.00
UNITED STATES	1,998,593,613	1,384,885,867	-30.71	66,823,949	77,139,688	15.44
MEXICO	0	63,123,000	-	0	5,207,648	-
CHILE	214,469,000	432,946,000	101.87	7,356,286	43,123,203	486.21
COSTA RICA	128,104,000	0	-100.00	7,947,799	0	-100.00
CAYMAN ISLANDS	0	27,231,000	-	0	1,655,644	-
UNITED KINGDOM	1,318,104,000	710,051,000	-46.13	46,940,612	49,930,014	6.37
NETHERLANDS	1,089,061,093	1,700,484,004	56.14	51,848,027	103,533,306	99.69
FRANCE	0	2,000	-	0	120	-

TABEL 5. PERKEMBANGAN EKSPOR INDONESIA MENURUT KOMODITI DAN NEGARA TUJUAN

JENIS BARANG	BERAT BERSIH (KG)		PERUB	NILAI FOB (US \$)		PERUB
	JAN-JUL 2008	JAN-JUL 2009	%	JAN-JUL 2008	JAN-JUL 2009	%
(1)	(2)	(3)	(4)	(5)	(6)	(7)
GERMANY, FED. REP. OF	30,126,527	1,000	-100.00	1,030,668	60	-99.99
BELGIUM	218,223,085	0	-100.00	9,234,005	0	-100.00
SWITZERLAND	2,294,397,000	129,103,000	-94.37	88,751,501	7,268,283	-91.81
DENMARK	0	24	-	0	50	-
IRELAND	173,573,200	0	-100.00	10,913,504	0	-100.00
ITALY	3,449,894,000	2,607,243,000	-24.43	252,448,917	162,190,628	-35.75
SPAIN	2,475,980,000	2,482,460,000	0.26	78,960,522	143,705,081	82.00
GREECE	0	31,501,000	-	0	1,197,038	-
CROATIA	337,106,000	204,771,000	-39.26	12,538,814	7,505,269	-40.14
SLOVENIA	648,944,000	216,852,000	-66.58	22,290,538	12,523,051	-43.82
REP. OF MACEDONIA	89,704,000	33,002,000	-63.21	3,408,752	1,460,008	-57.17
GRANIT	3,395,895,785	1,216,909,178	-64.17	30,893,700	11,666,962	-62.24
JAPAN	0	264,727	-	0	40,981	-
THAILAND	0	1,363	-	0	2,100	-
SINGAPORE	3,395,799,452	1,216,321,031	-64.18	30,867,194	11,444,115	-62.92
PHILIPPINES	1,098	0	-100.00	2,923	0	-100.00
MALAYSIA	68,752	85,468	24.31	5,852	10,718	83.15
AUSTRALIA	182	68,043	37,286.26	800	22,620	2,727.50
COOK ISLANDS	0	1,169	-	0	3,779	-
UNITED STATES	3,107	124,317	3,901.19	396	110,752	27,867.68
CANADA	14,995	0	-100.00	11,575	0	-100.00
FRANCE	1,325	33,291	2,412.53	1,092	18,766	1,618.50
GERMANY, FED. REP. OF	6,711	0	-100.00	3,369	0	-100.00
SWEDEN	163	0	-100.00	499	0	-100.00
ITALY	0	382	-	0	157	-
SPAIN	0	3,142	-	0	6,889	-
POLAND	0	4,336	-	0	3,125	-
SLOVENIA	0	1,909	-	0	2,960	-
PASIR ALAM	14,274	93,118	552.36	57,186	204,281	257.22
JAPAN	0	1	-	0	1	-
CHINA	25	0	-100.00	185	0	-100.00
THAILAND	8,162	196	-97.60	3,216	450	-86.01
SINGAPORE	486	80	-83.54	629	500	-20.51
PHILIPPINES	0	22,000	-	0	2,442	-
MALAYSIA	1	0	-100.00	2,000	0	-100.00
SRI LANKA	0	10,000	-	0	6,655	-
SOUTH AFRICA	0	59,000	-	0	194,175	-
GERMANY, FED. REP. OF	5,600	0	-100.00	51,156	0	-100.00
DENMARK	0	812	-	0	8	-
ITALY	0	685	-	0	10	-
RUSSIA FEDERATION	0	344	-	0	40	-
HASIL TAMBANG LAIN	7,339,752,781	3,370,172,637	-54.08	190,678,727	97,541,571	-48.85
JAPAN	21,397,101	14,865,675	-30.52	1,621,549	1,734,815	6.99
HONG KONG	1,614,565	747,650	-53.69	562,256	146,824	-73.89
KOREA, REPUBLIC OF	73,269,597	14,448,023	-80.28	2,728,610	1,421,961	-47.89
TAIWAN	10,306,294	16,289,909	58.06	1,727,190	2,093,220	21.19
CHINA	4,865,752,532	2,389,157,081	-50.90	143,448,814	75,786,592	-47.17
PAPUA NEW GUINEA	0	30,000	-	0	20,710	-
THAILAND	3,175,003	1,908,147	-39.90	323,753	197,878	-38.88
SINGAPORE	1,738,792,099	675,615,651	-61.14	18,301,250	6,909,301	-62.25
PHILIPPINES	818,587	6,660,527	713.66	102,412	381,528	272.54
MALAYSIA	43,795,139	25,239,526	-42.37	2,246,227	1,285,488	-42.77
MYANMAR (FORM. BURMA)	118,000	115,500	-2.12	7,724	9,847	27.49
CAMBODIA	3,569,964	926,748	-74.04	249,577	68,912	-72.39
BRUNEI DARUSSALAM	55,952	0	-100.00	45,425	0	-100.00
VIET NAM	7,675,606	5,549,607	-27.70	695,909	941,933	35.35
MALDIVES	170,385	206,269	21.06	131,093	86,455	-34.05
INDIA	23,379,246	28,116,518	20.26	3,891,037	844,343	-78.30
PAKISTAN	20,496	20,000	-2.42	3,436	1,600	-53.43
BANGLADESH	26,551,360	13,464,563	-49.29	859,295	536,536	-37.56
SRI LANKA	194,190	74,750	-61.51	28,091	7,920	-71.81
IRAN (ISLAMIC REPUBLIC OF)	160,000	300,000	87.50	32,000	54,600	70.63
SAUDI ARABIA	18,899	256,000	1,254.57	7,256	37,380	415.16
KUWAIT	18,402	20,000	8.68	5,857	5,500	-6.10
JORDAN	40,047	0	-100.00	7,573	0	-100.00
LEBANON	218	4	-98.17	770	71	-90.78
TURKEY	0	52,400	-	0	4,682	-
UNITED ARAB EMIRATES	183,139,496	164,736,862	-10.05	2,925,473	2,541,105	-13.14
QATAR	102,500	0	-100.00	7,257	0	-100.00
BAHRAIN	3,623	0	-100.00	2,299	0	-100.00
CYPRUS	0	34,052	-	0	4,914	-
LIBYAN ARAB JAMAHIRIYA	2,480	0	-100.00	13,095	0	-100.00
KENYA	115,000	0	-100.00	24,725	0	-100.00
REUNION	408	585	43.38	333	333	0.00
LIBERIA	3,003	0	-100.00	4,485	0	-100.00

TABEL 5. PERKEMBANGAN EKSPOR INDONESIA MENURUT KOMODITI DAN NEGARA TUJUAN

JENIS BARANG	BERAT BERSIH (KG)		PERUB	NILAI FOB (US \$)		PERUB
	JAN-JUL 2008	JAN-JUL 2009	%	JAN-JUL 2008	JAN-JUL 2009	%
(1)	(2)	(3)	(4)	(5)	(6)	(7)
ANGOLA	0	14,332	-	0	7,767	-
NIGERIA	0	165	-	0	308	-
DJIBOUTI	273,000	0	-100.00	37,674	0	-100.00
SOUTH AFRICA	913,203	287,173	-68.55	761,932	36,867	-95.16
MAURITIUS	441,044	20,000	-95.47	177,274	4,000	-97.74
AUSTRALIA	10,364,397	8,655,617	-16.49	1,359,468	1,122,238	-17.45
NEW ZEALAND	21,488	2,531	-88.22	3,987	1,249	-68.67
NEW CALEDONIA	17,040	6,961	-59.15	20,701	4,046	-80.46
SAINT VINCENT AND THE GRENADI	10,771	0	-100.00	3,687	0	-100.00
VANUATU	0	895	-	0	1,133	-
COOK ISLANDS	0	15,975	-	0	8,623	-
FIJI	80	1,200	1,400.00	392	675	72.19
SOLOMON ISLANDS	77	0	-100.00	206	0	-100.00
EAST TIMOR	341,000	357,918	4.96	201,244	210,850	4.77
UNITED STATES	198,010	613,001	209.58	97,519	358,512	267.63
CANADA	4,998	48,060	861.58	4,559	14,638	221.08
PANAMA	1,653	0	-100.00	3,106	0	-100.00
CHILE	2,150	0	-100.00	13,681	0	-100.00
BRAZIL	35,374	72,289	104.36	20,992	21,123	0.62
DOMINICAN REPUBLIC	49	0	-100.00	422	0	-100.00
ANGUILLA	0	506	-	0	2,067	-
FRENCH POLYNESIA	3,937	547	-86.11	3,392	803	-76.33
NETHERLANDS ANTILLES	0	168	-	0	201	-
UNITED KINGDOM	73,424	145,087	97.60	9,537	27,202	185.23
NETHERLANDS	166,858	118,827	-28.79	74,289	96,630	30.07
FRANCE	25,014	313,017	1,151.37	24,949	174,900	601.03
GERMANY, FED. REP. OF	89,953	336,679	274.28	292,441	60,154	-79.43
AUSTRIA	278	51	-81.65	397	126	-68.26
BELGIUM	1,798	98,775	5,393.60	2,238,217	51,010	-97.72
SWITZERLAND	322,005,033	25	-100.00	5,152,155	24,158	-99.53
DENMARK	0	39,927	-	0	27,131	-
NORWAY	40,845	19,938	-51.19	20,650	12,540	-39.27
SWEDEN	1,083	1,841	69.99	3,309	59,575	1,700.39
FINLAND	0	1	-	0	4	-
ITALY	338,821	36,261	-89.30	88,656	17,326	-80.46
SPAIN	4,883	95,424	1,854.21	7,110	54,962	673.02
GREECE	3,181	872	-72.59	2,019	1,443	-28.53
POLAND	4,756	16,644	249.96	3,971	10,871	173.76
LITHUANIA	7,236	0	-100.00	2,700	0	-100.00
SLOVAKIA	0	253	-	0	378	-
SLOVENIA	0	284	-	0	542	-
RUSSIA FEDERATION	101,155	15,346	-84.83	43,320	3,071	-92.91
BARANG-BARANG SENI	1,593,671	1,322,691	-17.00	5,993,242	5,677,141	-5.27
JAPAN	74,409	109,063	46.57	503,074	228,000	-54.68
HONG KONG	6,670	5,028	-24.62	72,387	68,603	-5.23
KOREA, REPUBLIC OF	12,789	49,443	286.61	63,597	106,051	66.75
TAIWAN	21,470	12,656	-41.05	451,811	339,118	-24.94
CHINA	5,682	10,903	91.89	18,851	42,769	126.88
MACAU	6,377	891	-86.03	42,511	185	-99.56
PAPUA NEW GUINEA	0	157	-	0	142	-
THAILAND	3,831	12,164	217.52	9,104	8,993	-1.22
SINGAPORE	79,978	56,905	-28.85	751,963	1,545,737	105.56
PHILIPPINES	2,073	1,528	-26.29	13,671	1,676	-87.74
MALAYSIA	35,613	73,386	106.07	109,866	119,320	8.61
CAMBODIA	248	0	-100.00	332	0	-100.00
BRUNEI DARUSSALAM	626	18,274	2,819.17	6,835	8,549	25.08
VIET NAM	65	272	318.46	65	2,400	3,592.31
MALDIVES	406	157	-61.33	1,213	3,004	147.65
INDIA	2,992	2,618	-12.50	16,826	16,100	-4.31
PAKISTAN	0	80	-	0	70	-
SRI LANKA	786	893	13.61	692	480	-30.64
IRAN (ISLAMIC REPUBLIC OF)	5,662	6,416	13.32	13,630	28,081	106.02
SAUDI ARABIA	51,193	4,249	-91.70	40,825	10,743	-73.69
ISRAEL	530	347	-34.53	1,393	1,166	-16.30
KUWAIT	2,913	557	-80.88	9,761	3,700	-62.09
LEBANON	420	1,890	350.00	488	10,174	1,984.84
YEMEN	156	0	-100.00	257	0	-100.00
OMAN	0	77	-	0	510	-
TURKEY	129,507	39,698	-69.35	190,345	78,215	-58.91
UNITED ARAB EMIRATES	8,544	1,764	-79.35	45,519	11,285	-75.21
QATAR	16	0	-100.00	22	0	-100.00
BAHRAIN	464	60	-87.07	1,310	128	-90.23
CYPRUS	21,347	0	-100.00	7,743	0	-100.00
EGYPT	1,124	1,743	55.07	10,507	25,273	140.53
MOROCCO	791	1,686	113.15	771	2,761	258.11
TUNISIA	20,000	925	-95.38	10,000	7,350	-26.50
SUDAN	10,125	0	-100.00	24,920	0	-100.00

TABEL 5. PERKEMBANGAN EKSPOR INDONESIA MENURUT KOMODITI DAN NEGARA TUJUAN

JENIS BARANG	BERAT BERSIH (KG)		PERUB	NILAI FOB (US \$)		PERUB
	JAN-JUL 2008	JAN-JUL 2009	%	JAN-JUL 2008	JAN-JUL 2009	%
(1)	(2)	(3)	(4)	(5)	(6)	(7)
NAMIBIA	11	0	-100.00	100	0	-100.00
TANZANIA, UNITED REPUBLIC OF	172	0	-100.00	117	0	-100.00
MADAGASCAR	239	565	136.40	1,126	1,158	2.84
KENYA	107	44	-58.88	53	84	58.49
REUNION	6,368	8,763	37.61	10,796	14,958	38.55
MOZAMBIQUE	36	3,795	10,441.67	92	9,635	10,372.83
ANGOLA	0	1,967	-	0	1,899	-
CONGO	0	643	-	0	4,182	-
NIGERIA	0	3	-	0	18	-
GABON	275	1,554	465.09	1,401	3,341	138.47
COTE D'IVOIRE	261	20	-92.34	409	62	-84.84
SENEGAL	22,316	0	-100.00	20,000	0	-100.00
BENIN	0	55	-	0	290	-
SEYCHELLES	245	345	40.82	477	408	-14.47
SOUTH AFRICA	20,553	4,215	-79.49	25,093	7,840	-68.76
MAURITIUS	5,366	3,497	-34.83	18,448	13,360	-27.58
VIRGIN ISLANDS (BRITISH)	0	32	-	0	216	-
AUSTRALIA	138,063	90,188	-34.68	284,313	203,966	-28.26
NEW ZEALAND	24,739	3,247	-86.87	37,864	10,026	-73.52
GUAM	1,076	1,065	-1.02	2,328	2,198	-5.58
PALAU	87	0	-100.00	147	0	-100.00
NEW CALEDONIA	8,216	13,392	63.00	17,079	30,936	81.13
VANUATU	2,604	221	-91.51	2,089	268	-87.17
WALLIS AND FUTUNA ISLANDS	580	22	-96.21	2,030	41	-97.98
COOK ISLANDS	0	125	-	0	461	-
FIJI	1,165	1,158	-0.60	1,189	1,358	14.21
SAMOA	737	1,154	56.58	1,476	299	-79.74
SOLOMON ISLANDS	3,115	0	-100.00	8,307	0	-100.00
TONGA	554	0	-100.00	590	0	-100.00
EAST TIMOR	525	2,683	411.05	700	1,566	123.71
UNITED STATES	125,386	158,448	26.37	477,606	479,297	0.35
CANADA	18,984	21,736	14.50	49,649	61,891	24.66
MEXICO	2,334	732	-68.64	1,432	2,020	41.06
GUATEMALA	1,789	0	-100.00	4,102	0	-100.00
NICARAGUA	297	0	-100.00	403	0	-100.00
PANAMA	2,300	145	-93.70	4,251	116	-97.27
CHILE	1,806	635	-64.84	1,698	872	-48.65
VENEZUELA	3	1,239	41,200.00	2	2,844	142,100.00
ARGENTINA	939	83	-91.16	2,369	3,348	41.33
BRAZIL	2,574	3,309	28.55	184,766	250,251	35.44
COLOMBIA	3,625	7,745	113.66	5,480	8,105	47.90
URUGUAY	197	0	-100.00	293	0	-100.00
PERU	0	1,393	-	0	788	-
TRINIDAD AND TOBAGO	629	101	-83.94	1,148	410	-64.29
JAMAICA	34	0	-100.00	50	0	-100.00
PUERTO RICO	2,102	149	-92.91	2,210	835	-62.22
DOMINICAN REPUBLIC	6,851	843	-87.70	35,670	1,256	-96.48
COSTA RICA	400	5	-98.75	485	22	-95.46
HAITI	0	2,341	-	0	4,469	-
BARBADOS	0	70	-	0	95	-
ARUBA	33	34	3.03	950	80	-91.58
BERMUDA	0	70	-	0	300	-
CAYMAN ISLANDS	607	0	-100.00	136	0	-100.00
FRENCH GUIANA	1,751	933	-46.72	3,644	1,048	-71.24
FRENCH POLYNESIA	12,162	7,020	-42.28	16,971	9,193	-45.83
GRENADA	133	0	-100.00	893	0	-100.00
MARTINIQUE	168	1,300	673.81	822	1,879	128.59
NETHERLANDS ANTILLES	1,065	1,190	11.74	1,461	3,054	109.03
TURKS AND CAICOS ISLANDS	0	39	-	0	10	-
GUADELOUPE	1,185	2,902	144.89	2,813	9,478	236.94
SAINT KITTS AND NEVIS	244	0	-100.00	363	0	-100.00
UNITED KINGDOM	18,917	16,121	-14.78	63,644	178,360	180.25
NETHERLANDS	171,000	123,304	-27.89	575,121	494,689	-13.99
FRANCE	101,386	80,500	-20.60	388,244	292,636	-24.63
GERMANY, FED. REP. OF	40,342	44,950	11.42	138,436	104,416	-24.57
AUSTRIA	3,730	3,410	-8.58	6,739	18,945	181.12
BELGIUM	45,388	57,602	26.91	91,396	112,149	22.71
SWITZERLAND	2,580	2,551	-1.12	13,234	5,070	-61.69
MONACO	94	0	-100.00	330	0	-100.00
DENMARK	2,878	6,796	136.14	3,597	23,669	558.02
NORWAY	711	124	-82.56	454,687	1,926	-99.58
SWEDEN	1,585	792	-50.03	9,965	1,212	-87.84
FINLAND	524	118	-77.48	1,124	192	-82.92
IRELAND	13,751	689	-94.99	47,739	385	-99.19
ITALY	120,736	102,044	-15.48	305,863	264,306	-13.59
SPAIN	96,517	79,308	-17.83	158,758	253,085	59.42
PORTUGAL	12,483	6,571	-47.36	21,209	3,117	-85.30
GREECE	4,498	5,232	16.32	17,391	9,728	-44.06

TABEL 5. PERKEMBANGAN EKSPOR INDONESIA MENURUT KOMODITI DAN NEGARA TUJUAN

JENIS BARANG	BERAT BERSIH (KG)		PERUB	NILAI FOB (US \$)		PERUB
	JAN-JUL 2008	JAN-JUL 2009	%	JAN-JUL 2008	JAN-JUL 2009	%
(1)	(2)	(3)	(4)	(5)	(6)	(7)
ANDORRA	15	0	-100.00	7	0	-100.00
DEMOCRATIC REPUBLIC OF THE C	0	193	-	0	614	-
HUNGARY	3,510	6,567	87.09	6,240	6,287	0.75
POLAND	3,200	911	-71.53	5,537	2,233	-59.67
ROMANIA	762	2,883	278.35	2,690	14,524	439.93
BULGARIA	57	0	-100.00	56	0	-100.00
YUGOSLAVIA	6,346	0	-100.00	561	0	-100.00
ALBANIA	286	0	-100.00	430	0	-100.00
UKRAINE	377	1,178	212.47	537	1,740	224.02
LITHUANIA	3	306	10,100.00	2	908	45,300.00
LATVIA	0	6,000	-	0	45,181	-
ESTONIA	273	44	-83.88	2,137	195	-90.88
CROATIA	4,967	4,394	-11.54	11,075	11,317	2.19
MALTA	897	10	-98.89	2,878	130	-95.48
SLOVAKIA	314	0	-100.00	591	0	-100.00
SLOVENIA	249	2,108	746.59	209	3,110	1,388.04
CZECH REPUBLIC	225	2,472	998.67	334	4,854	1,353.29
RUSSIA FEDERATION	3,255	468	-85.62	6,301	1,349	-78.59
LAINNYA	3,096	2,059	-33.49	11,555	1,260	-89.10
CHINA	2,073	226	-89.10	7,250	677	-90.66
SINGAPORE	910	0	-100.00	4,300	0	-100.00
MALAYSIA	113	0	-100.00	5	0	-100.00
EAST TIMOR	0	1,833	-	0	583	-
TOTAL EKSPOR	215,911,783,988	183,571,952,599	-14.98	82,924,239,799	59,757,510,856	-27.94