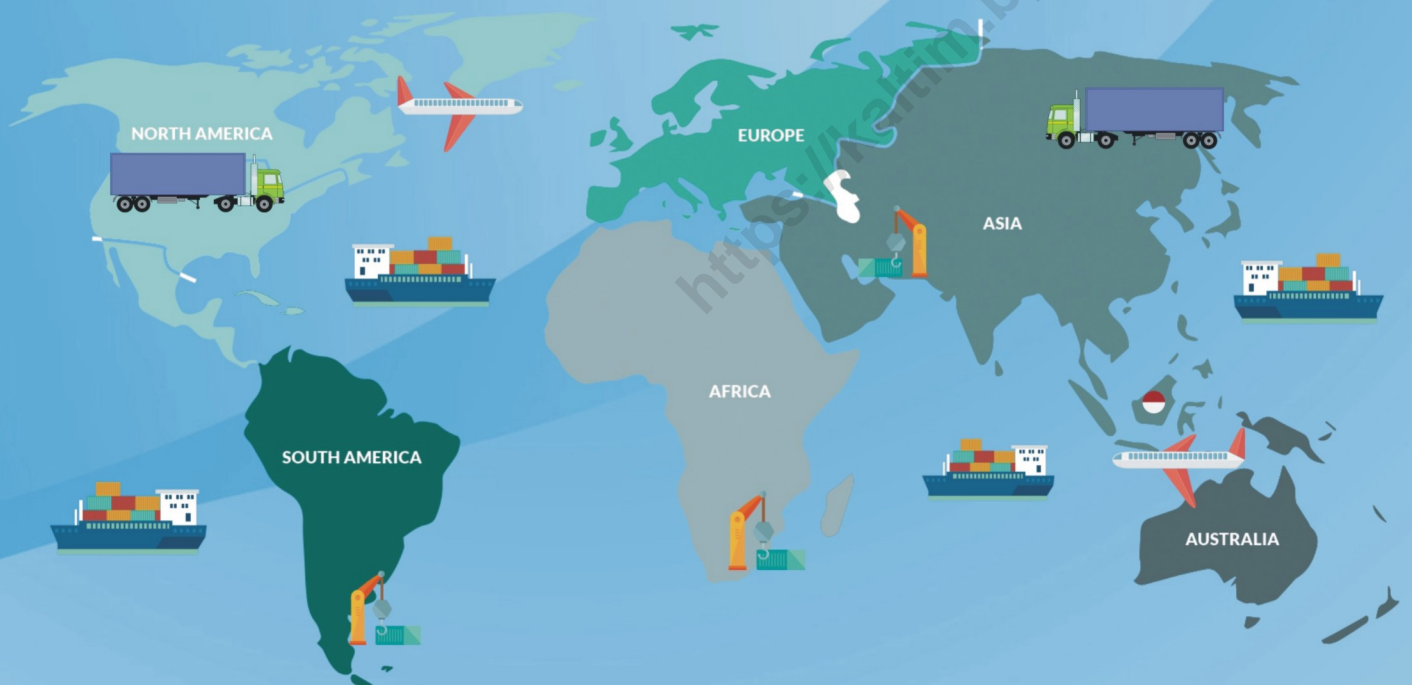


STATISTIK EKSPOR

Provinsi Kalimantan Timur

EXPORT STATISTICS OF KALIMANTAN TIMUR

2017



**BADAN PUSAT STATISTIK
PROVINSI KALIMANTAN TIMUR
BPS-Statistics of Kalimantan Timur**

STATISTIK EKSPOR

Provinsi Kalimantan Timur

EXPORT STATISTICS OF KALIMANTAN TIMUR

2017



STATISTIK EKSPOR
PROVINSI KALIMANTAN TIMUR
EXPORT STATISTICS OF KALIMANTAN TIMUR
2017

ISSN: 1907 - 1841

Nomor Publikasi/*Publication Number*: 64540.1807

Katalog/*Catalogue*: 8202016.64

Ukuran Buku/*Book Size*: 21,0 Cm x 29,7 Cm

Jumlah Halaman/*Pages*: $x + 55$ halaman/ *pages*

Naskah/*Manuscript* :

Bidang Statistik Distribusi / *Distribution Statistics Division*

Penyunting/*Editor*:

Bidang Statistik Distribusi / *Distribution Statistics Division*

Desain Kover/*Cover Designed*:

Bidang Statistik Distribusi / *Distribution Statistics Division*

Diterbitkan Oleh/ *Published by* :

© Badan Pusat Statistik Provinsi Kalimantan Timur

BPS-Statistics of Kalimantan Timur Province

Dicetak oleh/*Printed by* :

CV. Mahendra

Dilarang mengumumkan, mendistribusikan, mengomunikasikan, dan/atau mengandakan sebagian atau seluruh isi buku ini untuk tujuan komersial tanpa izin tertulis dari Badan Pusat Statistik

Prohibited to announce, distribute, communicate, and/or copy part or all of this book for commercial purpose without permission from BPS-Statistics Indonesia

TIM PENYUSUN

Naskah/Manuscript:

BPS - Provinsi Kalimantan Timur/

BPS-Statistics of Kalimantan Timur

Pengarah/Director:

Atqo Mardiyanto

Penanggung Jawab/

Siti Farisyah Yana

Person In Charge:

Penyunting/Editor:

Siti Farisyah Yana

M. Fauzi

Penulis/Pengolah Data

Titin Sukmawati

Author/ Data Processor:

Penyiapan Draft/ Gambar Kulit

Ria Pujo Pangesti

Preparatory Manuscript/ Cover Design:

KATA PENGANTAR

Publikasi “**STATISTIK EKSPOR PROVINSI KALIMANTAN TIMUR 2017**” merupakan publikasi tahunan yang diterbitkan oleh Badan Pusat Statistik Provinsi Kalimantan Timur.

Publikasi ini menyajikan data ekspor menurut jenis barang, negara tujuan dan pelabuhan ekspor, berdasarkan hasil pengolahan dokumen PEB (Pemberitahuan Ekspor Barang) tahun 2017.

Selain itu juga sebagai bahan perbandingan secara total, di sajikan pula data series dari tahun 2013 sampai dengan tahun 2017, termasuk laju pertumbuhan Ekspor Kalimantan Timur, yang dirinci menurut ekspor migas dan non migas.

Mudah-mudahan publikasi ini dapat membantu kebutuhan para konsumen data ekspor Kalimantan Timur. Terimakasih disampaikan kepada semua pihak yang telah membantu BPS Provinsi Kalimantan Timur sehingga penyajian publikasi ini dapat terlaksana.

Samarinda, Agustus 2018
Badan Pusat Statistik
Provinsi Kalimantan Timur
Kepala



Atqo Mardiyanto

PREFACE

The 2017 Export Statistics of Kalimantan Timur is an annual publication, published by the BPS – Statistics of Kalimantan Timur.

This publication contains about data of export, which arrange by commodity, country of destination, and port of exportation, were based on the 2017 export declaration.

For comparison, this publication also presents, data series of total export and growth of export in Kalimantan Timur, by export of oil and gas, and others.

Hopefully this publication would be able to meet the need of consumers of export statistic of Kalimantan Timur. Finally, deep gratitudes are due to many agencies which cooperated with the BPS – Statistics of Kalimantan Timur in making it possible to bring out this publication.

*Samarinda, August 2018
BPS – Statistics of
Kalimantan Timur Province
Head*



Atqo Mardiyanto

DAFTAR ISI / TABLE OF CONTENTS

	Hal/Page
KATA PENGANTAR / PREFACE.....	v/vi
DAFTAR ISI / TABLE OF CONTENTS.....	vii
DAFTAR GRAFIK / LIST OF GRAPHS	viii
DAFTAR LAMPIRAN / LIST OF APPENDIX	ix
PENJELASAN / EXPLANATORY NOTES.....	1/4
ULASAN SINGKAT / BRIEF DESCRIPTION.....	7/14
A Pendahuluan / Introduction	7/14
B Perkembangan Ekspor / Export Development	7/14
C Ekspor Kalimantan Timur Tahun 2017 / Kalimantan Timur Export in 2017	8/15
Tabel-Tabel / Tables	
Tabel / Table A. Berat dan Nilai Ekspor Provinsi Kalimantan Timur Menurut Pelabuhan Utama, Tahun 2017 / <i>Weight and Value of Kalimantan Timur Export by Major Port of Exportation, 2017</i>	9/16
Tabel / Table B. Berat dan Nilai Ekspor Provinsi Kalimantan Timur Menurut Benua Tujuan Tahun 2017 / <i>Weight and Value of Kalimantan Timur Export by Continent of Destination, 2017</i>	10/17
Tabel / Table C. Berat dan Nilai Ekspor Provinsi Kalimantan Timur Menurut Negara Tujuan Utama, Tahun 2017 / <i>Weight and Value of Kalimantan Timur Export by Major Country of Destination, 2017</i>	11/18
Tabel / Table D. Berat dan Nilai Ekspor Provinsi Kalimantan Timur Menurut 21 Golongan Barang Utama Tahun 2017 / <i>Weight and Value of Kalimantan Timur Export by Major 21 Commodity Group, 2017</i>	12/19
Tabel / Table E. Berat dan Nilai Ekspor Provinsi Kalimantan Timur Menurut Komoditi (HS 8 Digit) Utama, Tahun 2017 / <i>Weight and Value of Kalimantan Timur Export by Major Commodity 8 Digit HS, 2017</i>	13/20
LAMPIRAN	21 -55

DAFTAR GRAFIK /LIST OF GRAPHS

		Hal/Page
Grafik/Graph	1. Perkembangan Nilai Ekspor Provinsi Kalimantan Timur Tahun 2013 - 2017/ <i>Trend of Kalimantan Timur Export Value 2013 - 2017</i>	8/15
Grafik/Graph	2. Nilai Ekspor Provinsi Kalimantan Timur Menurut Pelabuhan Muat Utama, Tahun 2017 (persen)/ <i>Kalimantan Timur Export Value by Major Port, 2017 (%)</i>	9/16
Grafik/Graph	3. Nilai Ekspor Provinsi Kalimantan Timur Menurut Benua Tujuan, Tahun 2017 (Persen)/ <i>Kalimantan Timur Export Value by Continent of Destination, 2017 (%)</i>	10/17

<https://kaltim.bps.go.id>

DAFTAR LAMPIRAN /LIST OF APPENDIX

		Hal/Page
Tabel/Table	1. Perkembangan Nilai Ekspor Migas dan Non Migas Provinsi Kalimantan Timur/ <i>Trend of Kalimantan Timur Export Value by Commodity Group, (Oil & Gas and Non Oil & Gas), (US\$ 000) 2013 - 2017</i>	23
Tabel/Table	2. Laju Pertumbuhan Nilai Ekspor Provinsi Kalimantan Timur/ <i>Growth Rate of Kalimantan Timur Export Value, 2013-2017</i>	24
Tabel/Table	3. Nilai Ekspor Provinsi Kalimantan Timur Menurut Pelabuhan Muat dan Golongan Barang / <i>Export Value of Kalimantan Timur by Port and Commodity Group, 2017 (FOB US\$)</i>	25
Tabel/Table	4. Berat dan Nilai Ekspor Provinsi Kalimantan Timur Menurut Pelabuhan Muat/ <i>Weight and Value of Kalimantan Timur Export by Port, 2017 (FOB US\$)</i>	26
Tabel/Table	5. Berat dan Nilai Ekspor Provinsi Kalimantan Timur Menurut Benua/ <i>Weight and Value of Kalimantan Timur Export by Continent of Destination, 2017 (FOB US\$)</i>	27
Tabel/Table	6. Berat dan Nilai Ekspor Provinsi Kalimantan Timur Menurut Negara/ <i>Weight and Value of Kalimantan Timur Export by Country of Destination, 2017 (FOB US\$)</i>	28
Tabel/Table	7. Berat dan Nilai Ekspor Provinsi Kalimantan Timur Menurut 21 Golongan Barang/ <i>Weight and Value of Kalimantan Timur Export by 21 Commodity Group, 2017 (FOB US\$)</i>	31
Tabel/Table	8. Berat dan Nilai Ekspor Provinsi Kalimantan Timur Menurut Golongan Barang (HS) 2 Digit/ <i>Weight and Value of Kalimantan Timur Export by Commodity 2 Digit HS, 2017 (FOB US\$)</i>	32
Tabel/Table	9. Berat dan Nilai Ekspor Provinsi Kalimantan Timur Menurut Komoditi (HS) 8 Digit/ <i>Weight and Value of Kalimantan Timur Export by Commodity 8 Digit HS, 2017 (FOB US\$)</i>	35

PENJELASAN

1. DAERAH PENCATATAN

Daerah pencatatan statistik dalam publikasi ini meliputi pelabuhan-pelabuhan yang berada di wilayah Kalimantan Timur.

2. SUMBER DATA

Data ekspor dikumpulkan berdasarkan dokumen ekspor/ Pemberitahuan Ekspor Barang (PEB) yang diisi oleh Eksportir dan telah diberikan izin muat oleh Bea dan Cukai serta dilegalisir oleh Bank Devisa.

3. SISTEM PERDAGANGAN

Pencatatan Statistik perdagangan luar negeri menggunakan sistem perdagangan umum (*general trade*) dimana pencatatan dilakukan dari dokumen PEB yang dimuat dari pelabuhan dan bandara di seluruh wilayah Indonesia termasuk kawasan berikut.

4. RUANG LINGKUP

⇒ Pencatatan Statistik Ekspor meliputi seluruh barang-barang yang keluar dari wilayah Kalimantan Timur yang bersifat komersial maupun bukan komersial seperti bantuan barang kredit lunak, hadiah dan sebagainya.

⇒ Ekspor kapal laut dan pesawat udara termasuk dalam statistik ekspor, sedangkan ekspor bunker oil untuk kapal tidak tercatat dalam publikasi ini.

⇒ Barang-barang yang diolah di luar negeri tetap dicatat sebagai ekspor, meskipun hasil olahan barang tersebut akan kembali masuk ke wilayah Kalimantan Timur.

⇒ Barang-barang di bawah ini tidak termasuk di dalam statistik ekspor

- a. Pakaian & barang-barang perhiasan penumpang.
- b. Barang-barang yang dikirim untuk perwakilan Indonesia di luar negeri.
- c. Barang-barang untuk ekspedisi dan ekshibisi/pameran.
- d. Pembungkus/peti kemas untuk diisi diluar negeri.
- e. Uang dan Surat-surat berharga.
- f. Barang-barang contoh.
- g. Barang-barang yang dikirim keluar negeri untuk diperbaiki.

5. SISTEM PENGOLAHAN

Data dalam publikasi ini mencakup dokumen-dokumen Ekspor tahun 2017 yang diterima oleh Badan Pusat Statistik sejak awal Januari 2017 sampai dengan 31 Desember 2017. Sistem pengolahan menggunakan “*Carry Over*”. Dengan metode ini dokumen-dokumen dari daerah ditunggu selama satu bulan setelah bulan berjalan. Dokumen-dokumen yang datang terlambat akan dimasukkan dalam pengolahan bulan berikutnya. Metode “*Carry over*” ini sangat membantu mempercepat pengolahan data, disamping itu telah diteliti bahwa metode ini tidak begitu berpengaruh terhadap ekspor yang disebabkan “*carry over*” berikutnya.

6. KLASIFIKASI JENIS BARANG

Penggolongan barang didalam publikasi ini menggunakan Klasifikasi Tarif Indonesia 2017 yang didasarkan atas *Harmonized System (HS)*.

7. PERIODE REFERENSI

Periode penentuan ekspor adalah tanggal diberikannya izin muat barang tersebut oleh pejabat Bea & Cukai setelah diadakan pemeriksaan seperlunya.

8. *NILAI BARANG*

Nilai barang yang dicatat untuk statistik Ekspor adalah nilai FOB (US\$).

9. *NEGARA TUJUAN*

Yang dimaksud dengan negara tujuan adalah negara dimana barang tersebut akan dikonsumsi / diperdagangkan.

10. *SATUAN BARANG*

Sejak tahun 1975 ekspor disajikan dalam berat bersih (Kg) meskipun demikian untuk beberapa jenis barang disajikan pula buah, ekor, lembar, liter, dozen, pasang, unit dan sebagainya.

11. *PELABUHAN EKSPOR*

Yang dimaksud dengan pelabuhan ekspor adalah pelabuhan dimana surat izin muat tersebut dikeluarkan.

EXPLANATORY NOTES

1. AREA OF RECORDINGS

The statistics recording area in this publication covers the entire territory of the Kalimantan Timur.

2. SOURCE OF DOCUMENTS

The data compiled based on export documents/Export Declaration (PEB), filled out by the Exporters approved by the Customs & Excises and legalized by foreign exchange bank.

3. TRADE SYSTEM

Recording of Foreign Trade Statistics apply the general trade system, where the documents recorded from the whole port in Indonesia including bounded warehouse.

4. COVERAGE

⇒ *The recording Export statistics covers all goods leaving the territory of the Kalimantan Timur, both the commercial, as well as non commercial goods, such as goods with soft loans, grants/gifts, etc .*

⇒ *Ocean going ships and air planes are included in the statistics, while the export of bunker oil for ships is not presented in this publication.*

⇒ *Goods processed abroad, are still recorded as export although the results of this processing will return to, and enter on the territory of the East Kalimantan.*

⇒ *The following goods were not included in the statistics :*

- a. *Clothes and jewelry of passangers.*
- b. *Goods exported for the Indonesian representative abroad.*
- c. *Goods for expeditions and exhibition/shows.*
- d. *Packings/containers to be filled abroad.*

- e. *Banknotes and securities*
- f. *Sample goods*
- g. *Repaired goods*

5. PROCESSING SYSTEM

The data in this publication cover export documents of 2017 received by BPS- Statistics of Indonesia since the beginning of January 2017 through December 31, 2017. The carry over system is applied in this processing.

The deadline of a certain month is one month after the reference period, which means the end of the following month. The documents accepted after the deadline is considered as document of the following month. The method of carry over was very helpful to speed up data processing, beside that it was researched that the method was not significantly affected by the carry over data.

6. COMMODITY CLASSIFICATION

The classification of goods in this publication applies the 2017 Indonesia Tariff Classification, which is based on the Harmonized System (HS).

7. REFERENCE PERIOD

The period for export determination is the date of issuance of the Goods Loading Permit by the Customs & Excises official, after the necessary examination had been conducted.

8. COMMODITY VALUATION

The goods value recorded for the Export Statistics, is the FOB value (US\$).

9. COUNTRY OF DESTINATION

Country of destination is the country known at the time of dispatch to be the final country where goods are to be delivered

10. UNIT OF COMMODITY

Since 1975, export has been presented in net weight (kg); nevertheless, several types of goods are also presented in piece, sheet, litre, dozen pairs, units, etc.

11. PORT OF EXPORT

Port of export is the port where the Loading permit is issued.

<https://kaltim.bps.go.id>

ULASAN SINGKAT

A. Pendahuluan

Perdagangan luar negeri merupakan sektor ekonomi yang sangat berperan dalam menunjang pembangunan. Dari kegiatan ekspor dapat diperoleh devisa yang merupakan salah satu sumber dana untuk pembangunan.

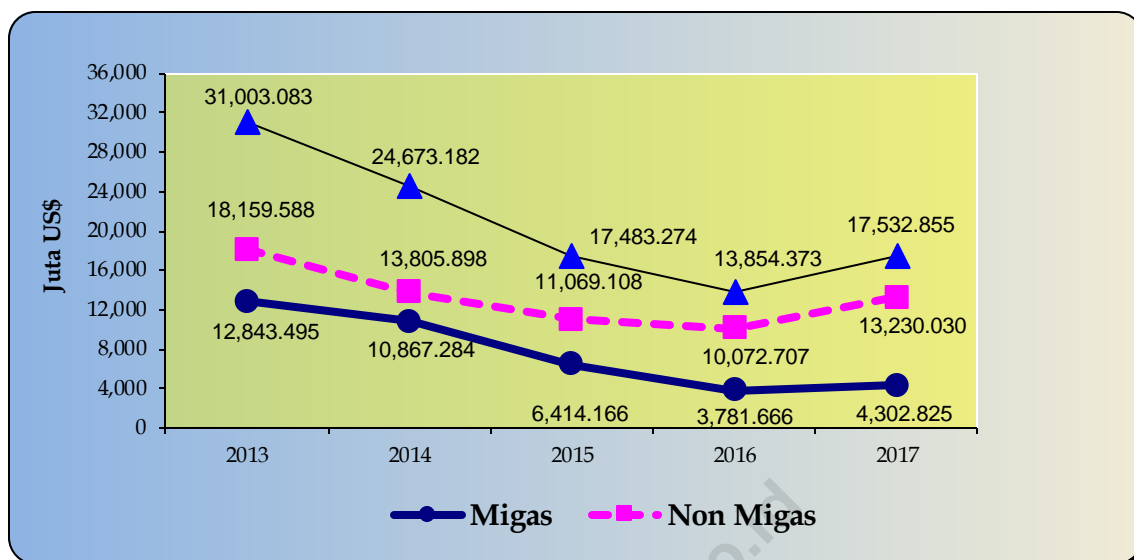
Untuk meningkatkan ekspor, pemerintah telah mengeluarkan serangkaian kebijaksanaan seperti paket deregulasi. Inti dari paket deregulasi adalah pemerintah memperluas cakupan kelompok komoditi yang mendapat fasilitas dalam kerangka Perusahaan Eksportir Tertentu (PET).

Pada tahun 2017 kegiatan perdagangan luar negeri Kalimantan Timur khususnya ekspor mengalami peningkatan sebesar 26,55 persen. Peningkatan nilai ekspor Kalimantan Timur pada tahun 2017 apabila diamati dari golongan barang, disebabkan oleh peningkatan barang-barang migas sebesar 13,78 persen dan non migas sebesar 31,35 persen terhadap tahun sebelumnya.

B. Perkembangan Ekspor

Perkembangan nilai ekspor Kalimantan Timur selama lima tahun terakhir rata-rata mengalami penurunan. Namun pada tahun 2017, seperti pada grafik yang ditampilkan, nilai ekspor mengalami peningkatan sebesar 26,55 persen atau mencapai US\$ 17,53 miliar. Jika dilihat dari sektor, perkembangan sektor migas meningkat sebesar 13,78 persen atau mencapai US\$ 4,30 milyar. Sedangkan perkembangan sektor non migas meningkat sebesar 31,35 persen atau mencapai US\$ 13,23 milyar.

Grafik 1. Perkembangan Nilai Ekspor Provinsi Kalimantan Timur, Tahun 2013 - 2017




C. Ekspor Kalimantan Timur Tahun 2017

Ekspor Kalimantan Timur tahun 2017 dimuat melalui 11 (sebelas) pelabuhan yang ada di Kalimantan Timur. Dari sebelas pelabuhan ekspor tersebut bila diamati dari peran masing-masing pelabuhan, maka pelabuhan Samarinda merupakan pelabuhan yang memuat barang ekspor terbesar pada tahun 2017 yakni sebesar 27,20 persen dari total nilai ekspor Kalimantan Timur, atau senilai US\$ 4,77 milyar dengan komoditi ekspor terbesar berupa komoditi non migas. Pelabuhan yang memuat komoditi ekspor terbesar kedua dan ketiga adalah pelabuhan Bontang dan Tanjung Bara, KL dengan nilai ekspor sebesar US\$ 4,48 milyar dan US\$ 3,06 milyar atau 25,55 persen dan 17,47 persen dari total nilai ekspor Kalimantan Timur tahun 2017. Selebihnya dimuat dari pelabuhan-pelabuhan lainnya yang dapat dilihat pada Tabel A.

Tabel A. Berat dan Nilai Ekspor Provinsi Kalimantan Timur Menurut Pelabuhan Utama, Tahun 2017

No	Pelabuhan	Berat (Kg)	Nilai (US\$)	Peranan (%)	
				Berat	Nilai
1.	Samarinda	82.563.211.462	4.768.540.709	35,90	27,20
2.	Bontang	23.080.484.458	4.478.886.200	10,04	25,55
3.	Tanjung Bara, KL	46.196.241.000	3.063.388.372	20,09	17,47
4.	Tanjung Redeb	33.419.369.375	1.799.939.092	14,53	10,27
5.	Balikpapan	14.496.268.235	1.618.107.453	6,30	9,23
6.	Lainnya	30.221.363.963	1.803.992.793	13,14	10,29
Total		229.976.938.492	17.532.854.620	100,00	100,00

Grafik 2. Nilai Ekspor Provinsi Kalimantan Timur Menurut Pelabuhan Muat Utama, Tahun 2017 (Persen)



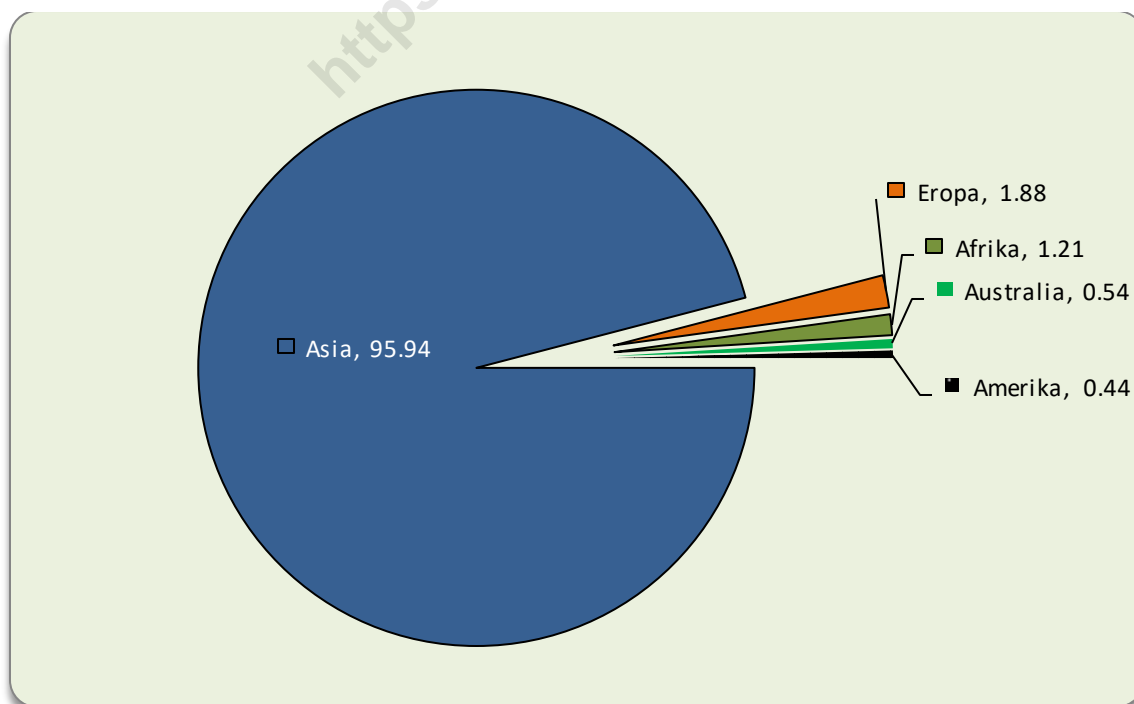
Barang-barang ekspor Kalimantan Timur tahun 2017 ditujukan ke berbagai negara di lima benua. Benua Asia merupakan tujuan ekspor terbesar dengan nilai mencapai US\$ 16,82 milyar atau sebesar 95,94 persen dari total nilai ekspor Kalimantan Timur. Berikutnya benua Eropa dan

Afrika masing-masing senilai US\$ 0,33 milyar dan US\$ 0,21 milyar atau sebesar 1,88 persen dan 1,21 persen. Selebihnya di ekspor ke benua Australia dan Amerika masing-masing senilai US\$ 93,97 juta dan US\$ 76,73 juta.

Tabel B. Berat dan Nilai Ekspor Provinsi Kalimantan Timur Menurut Benua Tujuan, Tahun 2017

No	Benua	Berat (Kg)	Nilai (US\$)	Peranan (%)	
				Berat	Nilai
1.	Asia	226.750.850.920	16.820.546.812	98,60	95,94
2.	Eropa	980.682.859	330.222.488	0,43	1,88
3.	Afrika	1.387.686.480	211.380.920	0,60	1,21
4.	Australia	143.107.788	93.972.813	0,06	0,54
5.	Amerika	714.610.445	76.731.587	0,31	0,44
Total		229.976.938.492	17.532.854.620	100,00	100,00

Grafik 3. Nilai Ekspor Provinsi Kalimantan Timur Menurut Benua Tujuan, Tahun 2017 (Persen)



Menurut negara tujuan ekspor, maka Jepang merupakan negara tujuan ekspor terbesar Kalimantan Timur dengan nilai US\$ 3,13 milyar atau sebesar 17,84 persen dari total nilai ekspor. Kemudian disusul oleh negara India dan Tiongkok masing-masing dengan nilai ekspor sebesar US\$ 3,09 milyar dan US\$ 3,03 milyar atau sebesar 17,61 persen dan 17,29 persen.

Tabel C. Berat dan Nilai Ekspor Provinsi Kalimantan Timur Menurut Negara Tujuan Utama, Tahun 2017

No	Negara	Berat (Kg)	Nilai (US\$)	Peranan (%)	
				Berat	Nilai
1.	Jepang	21.856.850.470	3.127.400.437	9,50	17,84
2.	India	59.745.917.172	3.088.066.222	25,98	17,61
3.	Tiongkok	51.805.023.093	3.030.703.830	22,53	17,29
4.	Republik Korea	33.035.872.422	2.194.486.010	14,36	12,52
5.	Lainnya	63.533.275.335	6.092.198.121	27,63	34,75
Total		229.976.938.492	17.532.854.620	100,00	100,00

Menurut 21 golongan barang *Harmonized System (HS)*, produk mineral adalah golongan barang yang paling dominan diekspor dari Kalimantan Timur. Pada tahun 2017 produk mineral nilai eksportnya mencapai US\$ 16,26 milyar atau sebesar 92,75 persen dari total nilai ekspor Kalimantan Timur. Golongan barang dengan nilai ekspor terbesar berikutnya adalah Lemak, minyak, malam nabati dan hewani senilai US\$ 584,81 juta (3,34%), produk industri kimia sebesar US\$ 479,71 juta (2,74%), Kayu, barang dari kayu, barang anyaman sebesar US\$ 190,10 juta (1,08%) dan Mesin, perlengkapan, listrik, elektronika senilai US\$ 5,67 juta (0,03%). Di luar lima golongan barang tersebut, golongan barang lainnya memiliki total nilai ekspor sebesar US\$ 10,96 juta (0,06%).

**Tabel D. Berat dan Nilai Ekspor Provinsi Kalimantan Timur
Menurut 21 Golongan Barang Utama, Tahun 2017**

Golongan Barang	Berat (Kg)	Nilai (US\$)	Peranan (%)	
			Berat	Nilai
05 Produk mineral	226.624.494.786	16.261.604.105	98,54	92,75
03 Lemak, minyak, malam nabati dan hewani	876.603.392	584.813.280	0,38	3,34
06 Produk Industri Kimia	1.806.160.305	479.711.059	0,79	2,74
09 Kayu, barang dari kayu, barang anyaman	654.036.402	190.099.840	0,28	1,08
16 Mesin, perlengkapan, listrik, elektronika Lainnya	1.038.286	5.667.248	0,000	0,03
	14.605.321	10.959.088	0,01	0,06
Total	229.976.938.492	17.532.854.620	100,00	100,00

Selain berdasarkan 21 golongan barang, ekspor Kalimantan Timur bisa diamati menurut jenis barangnya (HS). Jenis barang ekspor terbesar dari Kalimantan Timur adalah *Coal, whether or not pulverised, but not agglomerated ,other coal* yakni sebesar 31,94 persen dengan nilai US\$ 5,60 milyar, disusul oleh *Coal, whether or not pulverised, but not agglomerated ,bituminous coal ,coking coal* dan *Liquefied,natural gas* masing-masing senilai US\$ 4,09 milyar dan US\$ 3,14 milyar atau sebesar 23,32 persen dan 17,91 persen dari total nilai ekspor Kalimantan Timur tahun 2017.

**Tabel E. Berat dan Nilai Ekspor Provinsi Kalimantan Timur
Menurut Komoditi (HS 8 Digit) Utama, Tahun 2017**

Komoditi	Berat (Kg)	Nilai (US\$)	Peranan (%)	
			Berat	Nilai
2701121000 Coal, whether or not pulverised, but not agglomerated ,other coal	113.492.381.769	5.599.278.893	49,35	31,94
2701190000 Coal, whether or not pulverised, but not agglomerated ,bituminous coal ,coking coal	59.837.277.848	4.088.184.114	26,02	23,32
2711110000 Liquefied,natural gas	8.127.197.073	3.139.890.967	3,53	17,91
2701129000 Other coal, whether or not pulverised, but not agglomerated ,bituminous coal	27.070.639.097	1.664.620.065	11,77	9,49
2709001000 Crude petroleum oils	1.437.212.058	617.259.941	0,62	3,52
2702100000 Lignite, whether or not pulverised, but not agglomerated	15.439.364.258	606.694.504	6,71	3,46
2709002000 Condensates	659.662.836	357.172.249	0,29	2,04
2814100000 Liquid fractions of refined palm oil, with iodine value 55 or more but less than 60	404.118.783	270.057.283	0,18	1,54
Lainnya	3.963.013.393	3.509.084.770	1,53	6,79
Total	229.976.938.492	17.532.854.620	100,00	100,00

BRIEF DESCRIPTION

A. Introduction

Foreign trade is an economic factor which support the National Development. From the Export activities, the foreign exchange can be obtained which is regarded as one of the financial sources for development activities.

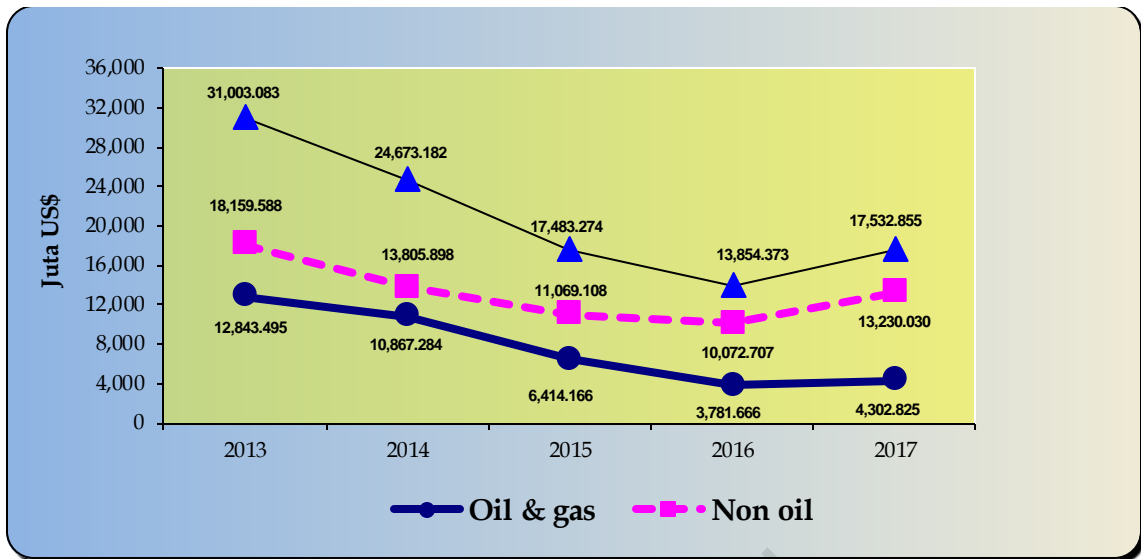
To increase the export, the Government has stipulated a set of policy like the deregulate package. The focus of the deregulates package is that Government expands the range of commodity group for some specific manufacturing export.

In 2017, Kalimantan Timur foreign trade activities, especially export, experienced to increased by 26,55%. The increase in value of exports of Kalimantan Timur in the year 2017 when observed from the commodity group, caused by the increase in oil and gas goods amounted to 13,78% and non oil (expecially) amounted to 31,35% againts the previous year.

B. Export Development

During last five years, the export value was decreasing over time. This due to a significant decrease in oil & gas export value. But in 2017, as in the graph shown, the export value experienced an increase of 26,55% or reaching US\$ 17,53 billion. When viewed from the sector, the development of the oil and gas sector increased by 13,78% percent or reached US\$ 4,30 billion. While the development of the non-oil and gas sector increased by 31,35% or reached US\$ 13,23 billion.

Graph 1. Trend of Kalimantan Timur Export Value, 2013 – 2017




C. Kalimantan Timur Export in 2017

In the year of 2017, Kalimantan Timur export was loaded through 11 ports available in Kalimantan Timur. Out of 11 export ports, as viewed from each port activities, Samarinda Port was regarded as the biggest port containing of 27,20% of export commodity, which reached US\$ 4,77 billion, was non oil material. Port that contains the scnd largest export commodity and the thrid is the port of Bontang and Tanjung Bara, KL which US\$ 4,48 billion and US\$ 3,06 billion or 25,55% and 17,47% of the total export value of Kalimantan Timur in 2017. The remining export commodity was loaded by other ports as shown in Table A.

Table A. Weight and Value of Kalimantan Timur Export by Major Port of Exportation, 2017

No	Port of Exportation	Weight (Kg)	Value (US\$)	Contribution (%)	
				Weight	Value
1.	Samarinda	82.563.211.462	4.768.540.709	35,90	27,20
2.	Bontang	23.080.484.458	4.478.886.200	10,04	25,55
3.	Tanjung Bara, KL	46.196.241.000	3.063.388.372	20,09	17,47
4.	Tanjung Redeb	33.419.369.375	1.799.939.092	14,53	10,27
5.	Balikpapan	14.496.268.235	1.618.107.453	6,30	9,23
6.	The Others	30.221.363.963	1.803.992.793	13,14	10,29
Total		229.976.938.492	17.532.854.620	100,00	100,00

Graph 2. Kalimantan Timur Export Value by Major Port, 2017 (%)



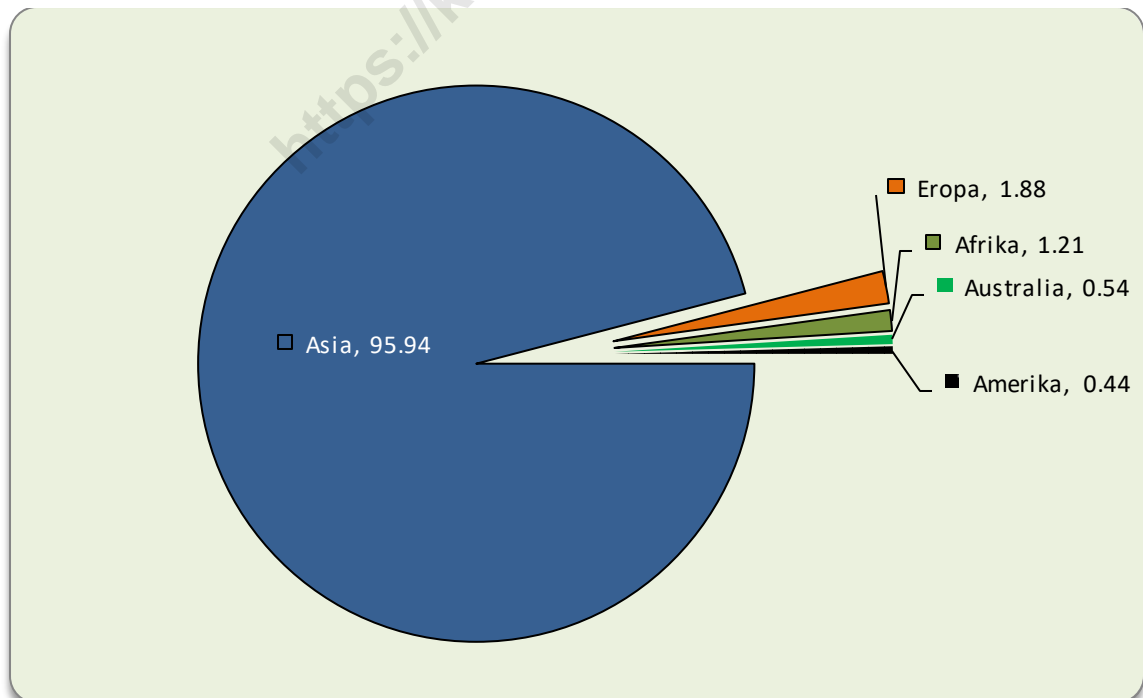
In 2017, the export commodity of Kalimantan Timur were sent to many countries in five continents. Asia Continent was regarded as the largest export destination with the total value US\$ 16,82 billion or 95,94% from the total export value of Kalimantan Timur. The next were Europe and Africa which reached US\$ 0,33 billion and US\$ 0,21 billion or 1,88% and 1,21%. And the remaining

continent of export destination was Australia and America which reached US\$ 93,97 million and US\$ 76,73 million respectively.

Table B. Weight and Value of Kalimantan Timur Export by Continent of Destination, 2017

No	Continents	Weight (Kg)	Value (US\$)	Contribution (%)	
				Weight	Value
1.	Asia	226.750.850.920	16.820.546.812	98,60	95,94
2.	Europe	980.682.859	330.222.488	0,43	1,88
3.	Africa	1.387.686.480	211.380.920	0,60	1,21
4.	Australia	143.107.788	93.972.813	0,06	0,54
5.	America	714.610.445	76.731.587	0,31	0,44
Total		229.899.802.477	17.532.854.620	100,00	100,00

Graph 3. Kalimantan Timur Export Value by Continent of Destination, 2017 (%)



As based on the destination countries, Japan was found as the largest one, with the total of value of US\$ 3,13 billion or 17,84% of the total export value. The

next were India and Tiongkok US\$ 3,09 billion and US\$ 3,03 billion or 17,61% and 17,29% respectively, followed by other countries.

Table C. Weight and Value of Kalimantan Timur Export by Major Country of Destination, 2017

No	Country	Weight (Kg)	Value (US\$)	Contribution (%)	
				Weight	Value
1.	Japan	21.856.850.470	3.127.400.437	9,50	17,84
2.	India	59.745.917.172	3.088.066.222	25,98	17,61
3.	Tiongkok	51.805.023.093	3.030.703.830	22,53	17,29
4.	Korea, Republik of	33.035.872.422	2.194.486.010	14,36	12,52
5.	The Others	63.533.275.335	6.092.198.121	27,63	34,75
Total		229.976.938.492	17.532.854.620	100,00	100,00

As based on 21 HS Commodity group, mineral products as the largest one with the total value US\$ 16,26 billion or 92,75 persen of the export total. The next were Fats, Oils, waxes of animals/vegetable which US\$ 584,81 million (3,34%), Product of chemical or allied industries which US\$ 479,71 million (2,74%), Wood and its articles, plaiting materials which US\$ 190,10 million (1,08%) and Machinery, electrical, electronic equipments which US\$ 5,67 million (0,03%). Outside of these five commodity group, other commodity group have a total value of eksport amounted to US\$ 10,96 million (0,06%).

**Table D. Weight and Value of Kalimantan Timur Export
by Major 21 Commodity Group, 2017**

Commodity Group	Weight (Kg)	Value (US\$)	Contribution (%)	
			Value	Value
05 Mineral products	226.624.494.786	16.261.604.105	98,54	92,75
03 Fats, Oils, waxes of animals/vegetable	876.603.392	584.813.280	0,38	3,34
06 Product of chemical or allied industries	1.806.160.305	479.711.059	0,79	2,74
09 Wood and its articles, plaiting materials	654.036.402	190.099.840	0,28	1,08
16 Machinery, electrical, electronic equipments	1.038.286	5.667.248	0,000	0,03
Lainnya	14.605.321	10.959.088	0,01	0,06
Total	229.976.938.492	17.532.854.620	100,00	100,00

Kalimantan Timur export can also be seen from its commodity classification (HS). Out of the total export, the largest of export commodity was Coal, whether or not pulverised, but not agglomerated ,other coal (31,94%) which reached US\$ 5,60 billion and followed by Coal, whether or not pulverised, but not agglomerated ,bituminous coal ,coking coal and Liquefied,natural gas which reached US\$ 4,09 billion and US\$ 3,14 billion or 23,32% and 17,91% respectively.

**Table E. Weight and Value of Kalimantan Timur Export
by Major Commodity 10 Digit HS, 2017**

Commodity	Weight (Kg)	Value(US\$)	Contribution (%)	
			Weight	Value
2701121000 Coal, whether or not pulverised, but not agglomerated ,other coal	113.492.381.769	5.599.278.893	49,35	31,94
2701190000 Coal, whether or not pulverised, but not agglomerated ,bituminous coal ,coking coal	59.837.277.848	4.088.184.114	26,02	23,32
2711110000 Liquefied,natural gas	8.127.197.073	3.139.890.967	3,53	17,91
2701129000 Other coal, whether or not pulverised, but not agglomerated ,bituminous coal	27.070.639.097	1.664.620.065	11,77	9,49
2709001000 Coal, whether or not pulverised, but not agglomerated ,other coal	113.492.381.769	5.599.278.893	49,35	31,94
2702100000 Lignite, whether or not pulverised,but not agglomerated	14.426.565.628	546.039.624	6,28	3,06
2709002000 Condensate	993.973.758	336.990.425	0,43	2,43
2814100000 Anhydrous ammonia	988.712.139	289.739.244	0,43	2,09
<i>The Others</i>	3.963.013.393	3.509.084.770	1,53	6,79
Total	229.899.802.477	13.854.373.243	100,00	100,00

LAMPIRAN

<https://kaltim.bps.go.id>

Tabel 1 : Perkembangan Nilai Ekspor Migas dan Non Migas Provinsi Kalimantan Timur (US\$ 000), 2013-2017
Table 1 : Trend of Kalimantan Timur Export Value by Commodity Group (Oil & Gas and Non Oil & Gas) (US\$ 000), 2013-2017

Tahun <i>Year</i>	Migas <i>Oil & Gas</i>	Non Migas <i>Non Oil & Gas</i>	Total <i>Total</i>
(1)	(2)	(3)	(4)
2013	12.843.495	18.159.588	31.003.083
2014	10.867.284	13.805.898	24.673.182
2015	6.414.166	11.069.108	17.483.274
2016	3.781.666	10.072.707	13.854.373
2017	4.302.825	13.230.030	17.532.855

Tabel 2 : Laju Pertumbuhan Nilai Ekspor Provinsi Kalimantan Timur (%), 2012 – 2017
Table 2 : Growth Rate of Kalimantan Timur Export Value (%), 2013 – 2017

Tahun Year	Laju Pertumbuhan (%) Growth Rate (%)		
	Migas Oil & Gas	Non Migas Non Oil & Gas	Total Total
(1)	(2)	(3)	(4)
2013	-14,35	2,04	-5,45
2014	-15,39	-23,97	-20,42
2015	-40,98	-19,82	-29,14
2016	-41,04	-9,00	-20,76
2017	13,78	31,35	26,55

Tabel 3 Nilai Ekspor Provinsi Kalimantan Timur Menurut Pelabuhan Muat dan Golongan Barang 2017 (FOB US\$)
Table 3 Export Value of Kalimantan Timur by Port and Commodity Group 2017 (FOB US\$)

Pelabuhan Muat Exportation Port	Migas Oil & Gas	Non Migas Non Oil & Gas	Total Total
(1)	(2)	(3)	(4)
KARIANGAU	25.726.684	322.395	26.049.079
TANJUNG BARA, KL		3.063.388.372	3.063.388.372
BALIKPAPAN	293.913.723	1.324.193.730	1.618.107.453
SAMARINDA	402.819.856	4.365.720.853	4.768.540.709
TANJUNG REDEP		1.799.939.092	1.799.939.092
TANJUNG SANGATA		43.063.614	43.063.614
SEPINGGAN (U)		3.793.975	3.793.975
BONTANG	3.139.890.967	1.338.995.234	4.478.886.200
SENIPAH	440.473.709		440.473.709
ADANG BAY		1.027.493.490	1.027.493.490
SANGKULIRANG		263.118.927	263.118.927
TOTAL EKSPOR	4.302.824.938	13.230.029.682	17.532.854.620

Tabel 4 : Berat dan Nilai Ekspor Menurut Pelabuhan Muat Provinsi Kalimantan Timur (FOB US\$), 2017
Table 4 : Weight and Value of Kalimantan Timur Export by Port (FOB US\$), 2017

Pelabuhan Muat Exportation Port	Berat (Kg) Weight (Kg)	Nilai FOB (US\$) FOB Value (US\$)
(1)	(2)	(3)
KARIANGAU	609.940	26.049.079
TANJUNG BARA, KL	46.196.241.000	3.063.388.372
BALIKPAPAN	14.496.268.235	1.618.107.453
SAMARINDA	82.563.211.462	4.768.540.709
TANJUNG REDEP	33.419.369.375	1.799.939.092
TANJUNG SANGATA	761.284.495	43.063.614
SEPINGGAN (U)	660.517	3.793.975
BONTANG	23.080.484.458	4.478.886.200
SENIPAH	881.309.010	440.473.709
ADANG BAY	21.736.721.000	1.027.493.490
SANGKULIRANG	6.840.779.000	263.118.927
TOTAL EKSPOR	229.976.938.492	17.532.854.620

Tabel 5 Berat dan Nilai Ekspor Provinsi Kalimantan Timur Menurut Benua (FOB US\$), 2017
Table 5 : *Weight and Value of Kalimantan Timur Export by Continent of Destination (FOB US\$), 2017*

Benua Tujuan <i>Continent of Destination</i>	Berat (Kg) <i>Weight (Kg)</i>	Nilai FOB (US\$) <i>FOB Value (US\$)</i>
(1)	(2)	(3)
ASIA	226.750.850.920	16.820.546.812
AUSTRALIA	143.107.788	93.972.813
EROPA	980.682.859	330.222.488
AMERIKA	714.610.445	76.731.587
AFRIKA	1.387.686.480	211.380.920
TOTAL EKSPOR	229.976.938.492	17.532.854.620

Tabel 6

Berat dan Nilai Ekspor Provinsi Kalimantan Timur Menurut Negara Tujuan (FOB US\$), 2017

Table 6*Weight and Value of Kalimantan Timur Export by Country of Destination (FOB US\$), 2017*

Negara Tujuan <i>Country of Destination</i>	Berat (Kg) <i>Weight (Kg)</i>	Nilai FOB (US\$) <i>FOB Value (US\$)</i>
(1)	(2)	(3)
JAPAN	21.856.850.470	3.127.400.437
HONG KONG	4.106.966.073	268.703.893
KOREA, REPUBLIC OF	33.035.872.422	2.194.486.010
TAIWAN	14.692.775.206	1.690.749.180
CHINA	51.805.023.093	3.030.703.830
PAPUA NEW GUINEA	17.201.385	10.767.263
THAILAND	11.987.103.106	773.764.472
SINGAPORE	1.372.564.358	396.623.200
PHILIPPINES	10.420.159.379	784.008.588
MALAYSIA	11.081.368.628	895.762.234
MYANMAR	131.962.338	17.773.363
CAMBODIA	420.967.000	22.854.852
BRUNEI DARUSSALAM	2.771	201.786
VIET NAM	3.333.865.691	172.152.660
INDIA	59.745.917.172	3.088.066.222
PAKISTAN	359.749.448	93.610.702
BANGLADESH	2.133.036.563	214.530.330
SRI LANKA	18.932.416	4.037.338
SAUDI ARABIA	7.106.733	5.579.989
JORDAN	8.000.000	2.609.280
OMAN	6.221.460	5.416.362
UNITED ARAB EMIRATES	207.116.361	18.790.903
QATAR	1.911.142	1.614.581
EGYPT	277	52.618
TANZANIA, UNITED REP. OF	64.997.561	42.013.119
KENYA	73.298.497	48.473.897

Negara Tujuan <i>Country of Destination</i>	Berat (Kg) <i>Weight (Kg)</i>	Nilai FOB (US\$) <i>FOB Value (US\$)</i>
(1)	(2)	(3)
SOUTH AFRICA	11.341	167.051
AUSTRALIA	791.137.702	314.993.931
NEW ZEALAND	189.102.145	13.790.259
UNITED STATES	686.420.860	70.231.723
CANADA	43.629	68.666
MEXICO	28.145.497	6.405.719
UNITED KINGDOM	1.830.532	1.896.468
NETHERLANDS	10.548.508	6.632.872
FRANCE	169.064	143.028
GERMANY, FED. REP. OF	1.610.892	2.457.108
AUSTRIA	352	260.401
BELGIUM	4.795.464	4.055.642
IRELAND	43.064	45.530
ITALY	920.900.215	138.807.201
SPAIN	50.009.457	33.966.935
SLOVENIA	397.714.000	22.025.195
IRAQ	1.706	140.823
KUWAIT	175.999	198.514
COLOMBIA	166	12.758
VENEZUELA	100	400
GHANA	55	8.087
NORWAY	9.500	554.267
SWEDEN	55.374	534.350
MOZAMBIQUE	4.799.984	3.245.432
BRAZIL	20	794
COTE D'IVOIRE	73	12.608
FIJI	263.543	857.684
KIRIBATI	167.000	525.314
TRINIDAD AND TOBAGO	173	11.528

Negara Tujuan <i>Country of Destination</i>	Berat (Kg) <i>Weight (Kg)</i>	Nilai FOB (US\$) <i>FOB Value (US\$)</i>
(1)	(2)	(3)
EAST TIMOR	12.469	55.300
KAZAKHSTAN	57	1.923
TOTAL EKSPOR	229.976.938.492	17.532.854.620

<https://kaltim.bps.go.id>

Tabel 7 : Berat dan Nilai Ekspor Provinsi Kalimantan Timur Menurut 21 Golongan Barang Tahun 2017
Table 7 : *Weight and Value of Kalimantan Timur Export by 21 Commodity Group 2017 (FOB US\$)*

HS	Uraian Golongan Barang <i>Group Description</i>	Berat (Kg) <i>Weight (Kg)</i>	Nilai FOB (US\$) <i>FOB Value (US\$)</i>
(1)	(2)	(3)	(4)
1	Live animals, animal product	1.807.329	1.807.329
2	Vegetable product	3.117.609	3.117.609
3	Fats, Oils, waxes of animals/vegetable	584.813.280	584.813.280
4	Foodstuffs, beverages, spirits and tobacco	629.960	629.960
5	Mineral products	16.261.604.105	16.261.604.105
6	Product of chemical or allied industries	479.711.059	479.711.059
7	Plastics, rubber and articles thereof	334.780	334.780
8	Raw hides, skins, leather and articles	45.126	45.126
9	Wood and its articles, plaiting materials	190.099.840	190.099.840
11	Textiltes and textile articles	78.498	78.498
13	Cement, plaster, ceramic product, glass	13.853	13.853
15	Base metals and articles thereof	459.232	459.232
16	Machinery, electrical, electronic equipments	5.667.248	5.667.248
17	Vehicles, aircraft, vessels, etc	3.827.839	3.827.839
18	Optical, photographics, musical instruments, etc	618.937	618.937
20	Miscellaneous manufactured articles	25.924	25.924
TOTAL EKSPOR		229.899.802.477	17.532.854.620

Tabel 8 : Berat dan Nilai Ekspor Provinsi Kalimantan Timur Menurut Golongan Barang (HS) 2 Digit
Table 8 : Weight and Value of Kalimantan Timur Export by Commodity 2 Digit HS 2017 (FOB US\$)

HS	Uraian Golongan Barang Group Description	Berat (Kg) Weight (Kg)	Nilai FOB (US\$) FOB Value (US\$)
(1)	(2)	(3)	(4)
1	Live animals	22.167	66.501
3	Fish and crustaceans, Molluscs and other aquatic invertebrates	555.646	1.740.588
12	Oil seeds and oleaginous fruits; miscellaneous grains, seed, and fruits; industrial or medical plants; straw and fodder	5.200.000	3.114.302
15	Animal or vegetable fats and oils and their cleavage products; prepared edible fats; animal or vegetable waxes	876.603.392	584.813.280
23	Residues and waste from the food industries; prepared animal fodder	3.896.876	629.960
25	Salts; sulphur; earths and stone; plastering materials, lime and cement	16.000	1.592
27	Mineral fuels, mineral oils and products of their distillation; bituminous substances; mineral waxes	226.624.478.786	16.261.602.513
28	Inorganic chemicals; organic or inorganic compounds of precious metals, of rare-earth, of radioactive elements or of isotopes	944.793.095	267.823.759
29	Organic chemicals	334.800.971	66.011.290
31	Fertilizers	478.794.443	115.455.582
32	Tanning or dyeing extracts, tannins and their derivatives; dyes, pigments and other colouring matter; paints and varnishes; putty and other mastics; ink	51.326	31.695
34	Soap, organic surface-active agents, washing and lubricating preparation, artificial waxes, prepared waxes, polishing or scouring preparations, candles and similar articles, modelling pastes, "dental waxes" and dental preparations with a basis of plaster	129	98
38	Miscellaneous chemical products	47.720.148	30.387.866
39	Plastics and articles thereof	79.679	316.400

HS	Uraian Golongan Barang <i>Group Description</i>	Berat (Kg) <i>Weight (Kg)</i>	Nilai FOB (US\$) <i>FOB Value (US\$)</i>
(1)	(2)	(3)	(4)
40	Rubber and articles thereof	11.885	18.380
41	Raw hides, skins (other than furskins), and leather	335	45.000
42	Articles of leather; saddlery and harness; travel goods, handbags and similar containers; articles of animal gut (other than silk-worm gut)	65	126
44	Wood and articles of wood; wood charcoal	654.034.772	190.097.604
62	Articles of apparel and clothing accessories, not knitted or crocheted	846	34.091
63	Other made up textile articles; sets; worn clothing and worn textile articles; rags	2.465	42.371
69	Ceramic products	133	240
70	Glass and glassware	2.217	5.582
73	Articles of iron and steel	78.780	252.359
74	Copper and articles thereof	874	1.536
76	Aluminium and articles thereof	65	639
82	Tools, implements, cutlery, spoon and forks, of base metal and parts thereof of base metal	7.128	141.771
83	Miscellaneous articles of base metal	2.043	59.421
84	Nuclear reactors, boilers, machinery and mechanical appliances; parts thereof	1.012.447	5.195.757
85	Electrical machinery and equipments and parts thereof; sound recorders/reproducers, television image and sound recorders and reproducers and parts and accessories of such articles	25.839	471.490
86	Railway and tramway locomotive, mechanical traffic, and all kinds	511.457	525.488

HS	Uraian Golongan Barang <i>Group Description</i>	Berat (Kg) <i>Weight (Kg)</i>	Nilai FOB (US\$) <i>FOB Value (US\$)</i>
(1)	(2)	(3)	(4)
87	Vehicles other than railway/tramway rolling-stock, and parts and accessories thereof	6.310	82.263
88	Aircraft, spacecraft, and parts thereof	400	3.800
89	Ships, boat, and floating structures	4.173.805	3.216.287
90	Optical, photographic, cinematographic, measuring, checking, precision, medical or surgical instruments and apparatus; parts and accessories thereof	20.829	618.937
94	Furnitures, bedding, mattresses, mattress supports, cushions and stuffed furnishing; lamps and lighting fittings, Not elsewhere specified or included; iluminated signs, iluminated name plates and the like; prefabricated buildings	7.972	23.259
95	Toys, games and sports requisiters; parts and accessories thereof	895	1.972
96	Miscellaneous manufactured articles	268	694
4	Dairy products, bird's eggs; natural honey, edible products of animal origin, not elsewhere specified or included	80	240
6	Live trees and other plants; bulbs, roots and the like; cut flowers and ornamental foliage	6.940	3.308
46	Manufactured of straw or other plaiting materials; basketware and wickerwork	1.629	2.236
68	Articles of stone, plaster, cement, asbestos, mica or similar material	12.994	8.031
72	Iron and steel	1.939	3.506
61	Articles of apparel and clothing accessories, knitted or crocheted	231	2.036
30	Pharmaceutical products	129	429
35	Albuminoidal substances; modified starches; glues; enzymes	65	340
TOTAL EKSPOR		229.976.938.492	17.532.854.620

Tabel 9 Berat dan Nilai Ekspor Provinsi Kalimantan Timur Menurut Komoditi (HS) 8 Digit
Table 9 Weight and Value of Kalimantan Timur Export by Commodity 8 Digit HS 2017 (FOB US\$)

HS	Uraian Golongan Barang <i>Group Description</i>	Berat (Kg) <i>Weight (Kg)</i>	Nilai FOB (US\$) <i>FOB Value (US\$)</i>
(1)	(2)	(3)	(4)
01062000	Live reptiles (including snakes and turtles)	22.167	66.501
03011195	Arowanas (<i>Scleropages formosus</i>)	1.995	40.240
03019952	Grouper	71.175	213.525
03021900	Oth Salmonidae, fresh/chilled, excl edible fish offal of subheadings 030291 to 030299,	83.047	248.988
03028919	Oth Marine fish, nec in heading 0302891, fresh/chilled, excl fillets, fish meat of 0304, edible fish offal of 030291-299	49.383	148.149
03053992	Fillets of oth marine fish, dried, salted, or in brine, but not smoked	1.133	43.712
03061190	Rock lobster & oth sea crawfish (<i>Palinurus</i> spp, <i>Panulirus</i> spp, <i>Jasus</i> spp), not smoked, frozen, fit for human consumption	245	735
03061410	Soft shell crabs, frozen, fit for human consumption	649	1.947
03061490	Other crabs, frozen, fit for human consumption	408	1.224
03061719	Giant tiger prawns (<i>Penaeus monodon</i>) with head, frozen, fit for human consumption	26.392	79.176
03063300	Crabs, live, fresh or chilled	305.997	917.243
03063530	Cold-water shrimps and prawns (<i>Pandalus</i> spp, <i>Crangon crangon</i>), fresh or chilled	11.186	33.558
03063639	Other shrimps and prawns, fresh or chilled	3.907	11.704
03069939	Flours, meals and pellets of crustaceans, fit for human consumption, in not airtight containers for retail sale	99	297
03081920	Sea cucumbers (<i>stichopus japonicus</i> , <i>holothuroidea</i>), dried, salted or in brine	30	90
04100010	Birds nests, edible	80	240
06042090	Foliage, branches & oth parts of plants, wo flowers/flower buds, & grasses, suitable for bouquets, fresh	6.940	3.308

HS	Uraian Golongan Barang <i>Group Description</i>	Berat (Kg) <i>Weight (Kg)</i>	Nilai FOB (US\$) <i>FOB Value (US\$)</i>
(1)	(2)	(3)	(4)
12071030	Kernels	5.200.000	3.114.302
15111000	Crude palm oil	117.943.801	77.997.173
15119020	Refined palm oil	164.794.820	110.216.063
15119031	Solid fractions of refined palm oil, with iodine value 30 or more, but less than 40	112.448.504	72.482.513
15119037	Liquid fractions of refined palm oil, with iodine value 55 or more but less than 60	404.118.783	270.057.283
15119039	Liquid fractions of refined palm oil, in packing of a net weight exceeding 25 kg, with iodine value more than 60	75.498.509	53.417.574
15200010	Crude glycerol	1.798.975	642.675
23066010	Palm nuts or kernels, ground or in the form of pellets	3.000.000	230.850
23066090	Palm nuts or kernels, oth than ground or in the form of pellets	896.876	399.110
25232990	Other Portland white cement	16.000	1.592
27011210	Coal, whether or not pulverised, but not agglomerated ,bituminous coal ,coking coal	59.837.277.848	4.088.184.114
27011290	Other coal, whether or not pulverised, but not agglomerated ,bituminous coal	27.070.639.097	1.664.620.065
27011900	Coal, whether or not pulverised, but not agglomerated ,other coal	113.492.381.769	5.599.278.893
27021000	Lignite, whether or not pulverised, but not agglomerated	15.439.364.258	606.694.504
27090010	Crude petroleum oils	1.437.212.058	617.259.941
27090020	Condensates	659.662.836	357.172.249
27101944	Lubricating greases	194	401
27111100	Liquefied,natural gas	8.127.197.073	3.139.890.967
27129090	Other Petroleum jelly	65	64
27139000	Other residues of petroleum oils or of oils obtained from bituminous minerals	560.743.589	188.501.316

HS	Uraian Golongan Barang <i>Group Description</i>	Berat (Kg) <i>Weight (Kg)</i>	Nilai FOB (US\$) <i>FOB Value (US\$)</i>
(1)	(2)	(3)	(4)
28141000	Anhydrous ammonia	944.793.095	267.823.759
29051100	Methanol (methyl alcohol)	334.800.847	66.010.627
29224900	Amino-acids,oth than those containing> one kind of oxygen function&their ester,salt thereof,Oth than HS29224100-29224400	124	663
30065000	Firstaid boxes & kits	129	429
31021000	Urea, whether or not in aqueous solution	406.840.043	89.044.311
31023000	Ammonium nitrate, whether or not in aqueous solution	71.954.400	26.411.271
32089090	Paint&varnishes incl enamels&lacquers exc based on polyesters&based on acrylic/vinyl polymers&HS 3208.90.10 to3208.90.30	326	275
32099000	Paints&varn incl enamels&lacq based on synth poly or chem mod nat poly,disprsd in a wtr med,exc bsd on acrylc/vinyl poly	51.000	31.420
34011140	Medicated soap including disinfectant soap	129	98
35051090	Other than Dextrins, soluble or roasted starches	65	340
38109000	Other preparations of a kind used as cores or coating for weld electrodes or rods	57	1.923
38231920	Industrial monocarboxylic fatty acids, acid oils from refining , other , Palm fatty acid distillate	40.697.856	25.835.610
38231990	Other industrial monocarboxylic fatty acids, acid oils from refining	6.999.788	4.464.027
38249940	Composite inorganic solvents	22.447	86.306
39171090	Artificial guts (sausage casings) of hardened protein or of cellulosic materials other of hardened proteins	5.072	5.998
39173129	Flex tube,pipe&hose,hav a min burst pressure of27.6Mpa,unfurther worked than merely surface worked,oththan 3917.31.21-25	71.500	299.500
39173911	Other tube,pipe&hose,Further worked than merely surface worked,Of addition polymerisation products,of vulcanised fibre	79	37
39181090	Cover the walls or ceiling of polymers of vinyl chloride	326	2.200
39249090	Other household articles, of plastics	62	114

HS	Uraian Golongan Barang <i>Group Description</i>	Berat (Kg) <i>Weight (Kg)</i>	Nilai FOB (US\$) <i>FOB Value (US\$)</i>
(1)	(2)	(3)	(4)
39251000	Reservoirs, tanks, vats and similar containers, of a capacity exceeding 300 l, of plastics	1.489	3.034
39262090	Articles of clothing accessories (including gloves, mittens & mitts)	150	270
39269042	Protective masks for use in welding and similar work	65	350
39269049	Other safety and protective devices	92	1.000
39269099	Other articles of plastics & other materials of headings 39.01 to 39.14. oth than 3926.10.00-3926.90.92	844	3.897
40092290	Tubes, pipes & hoses, vulcanised rubber o.t hard rubber, reinforced/combined w/metal, w/their fittings, oth thn 4009.22.90	34	1.309
40094290	Tubes, pipes and hoses, of vulcanised rubber other than 4009.42.10-20	104	430
40103100	Endless transmission belts trapezoidal cross-section (V-belts), V-ribbed, outside circum excee 60 cm but not excee 180 cm	129	1.800
40149090	Hygienic/pharmaceutical articles of vulcanised exc hard rubber, w/or wo/ fittings hard rubber, oth thn 40141000-40149050	350	1.500
40169320	Gaskets and o-rings, of a kind used on motor vehicles of heading 87.02, 87.03, 87.04 or 87.11	67	6
40169390	Gaskets, washers and other seals of vulcanised rubber other than hard rubber, other than 4016.93.10-4016.93.20	29	1.335
40169400	Boat or dock fenders of vulcanised rubber other than hard rubber, whether or not inflatable	3.000	600
40169959	Oth articles a kind used in machinery/mechanical/electric appliances, or for oth technical uses, oth thn 40169951-40169954	2	5.000
40169999	Other articles of vulcanised rubber other than hard rubber, n.e.c in 4016	8.170	6.400
41133000	Leather of goats or kids further prepared after tanning or crusting, of reptiles	335	45.000
42032910	Clothing accessories, protective work gloves, of leather or composition leather	65	126
44012200	Wood in chips or particles, from non-coniferous	475.929.640	29.684.031
44013900	Sawdust and wood waste and scrap, agglomerated in logs, briquettes, pellets or similar forms, other than wood pellets	2.423.513	891.380

HS	Uraian Golongan Barang <i>Group Description</i>	Berat (Kg) <i>Weight (Kg)</i>	Nilai FOB (US\$) <i>FOB Value (US\$)</i>
(1)	(2)	(3)	(4)
44029090	Wood charcoal other of coconut shell, whether or not agglomerated.	15.010	7.533
44072511	Tropical wood of dark red meranti,light red meranti & meranti bakau,planed,sanded or end-joint	50.236	90.967
44083920	Face veneer sheets of tropical wood other than Red Meranti, Light Red Meranti and Meranti Bakau	242.121	200.442
44083990	Oth thn Jelutong wood pencil slats&face veneer sheets of tropical wood oth Red Meranti,Light Red Meranti&Meranti Bakau	180.593	315.490
44092200	Non-coniferous of tropical wood cotinuously shaped along any of its edgee,ends/faces, won planed,sanded or end-jointed	709.319	876.978
44092900	Other than of bamboo&tropical wood cotinuously shaped along any of its edgee,ends/faces,won planed,sanded or end-jointed	827.650	884.233
44123100	Oth plywood,consis solely sheets of wood(exc bamboo),each ply <= 6 mm thick,w/at least one outer ply of tropical wood	123.935.205	110.030.629
44123400	Oth ply,exc bamboo,each ply < 6 mm thick,oth,w/at least one outer ply nonconiferous not specified subhead 4412.33	209.043	200.648
44123900	Oth plywood,consis solely sheets of wood(exc bamboo),each ply <= 6 mm thick,w/at least one outer ply of coniferous wood	20.570.715	18.400.782
44129400	Oth plywood,consis solely of sheets of wood(oth thn bamboo),each ply >6 mm thickness,Blockboard,laminboard & battenboard	2.930.643	3.348.113
44129990	Other plywood, except bamboo, each ply more than 6 mm thickness, other than HS code 4412.99.10 - 4412.99.30	21.478.117	22.316.258
44201000	Statuettes and other ornaments, of wood	2.803	1.870
44219996	Barecore other than of bamboo	4.530.165	2.848.250
46021190	Other than travelling bag,suitcases and envelope for bottles of bamboo	1.629	2.236
61099030	T-shirts,singlets and other vests,knitted or crocheted, forwomen or girls, of other textile materials	210	1.036
61178090	Other made up clothing accessories, knitted or crocheted	22	1.000
62011990	Men/boys' overcoat,raincoat,car-coat,cape,cloak & similararticles,oth those of heading 62.03,of oth textile material	65	396

HS	Uraian Golongan Barang <i>Group Description</i>	Berat (Kg) <i>Weight (Kg)</i>	Nilai FOB (US\$) <i>FOB Value (US\$)</i>
(1)	(2)	(3)	(4)
62102090	Other garments, of the type described in subheadings 6201.11 to 6201.19, exc protective work garments	652	33.320
62160010	Protective work gloves, mittens and mitts	129	375
63069099	Camping goods of woven oth than cotton	105	191
63079069	Safety harnesses suitable not for industrial use	129	400
63090000	Worn clothing & oth worn articles	2.166	41.775
63101010	Used/new rags, sorted	65	4
68022990	Oth monumental/building stone of oth than calcareous stone, simply cut/sawn with a flat surface	9.395	5.839
68101100	Building blocks & bricks	3.577	1.996
68138100	Brake lining & pad of friction material & article, containing asbestos	22	195
69073099	Mosaic cubes & the like, oth than subheading 6907.40 glazed largest surface of capable being enclosed square side < 7 cm	133	240
70200019	Glass moulds for other purposes	1.000	857
70200090	Other articles of glass.	1.217	4.725
72254090	Oth than flat-roll product alloy steel, width ≥ 600mm, oth unfurther work than hot roll, not in coils, high speed steel	1.939	3.506
73041900	Line pipe used for oil/gas pipelines oth of stainless steel	18	283
73061190	Oth line pipe of a kind used for oil/gas pipelines; welded, of stainless steel	260	469
73061990	Oth line pipe of a kind used for oil/gas pipelines; welded, of stainless steel, nor ERW & spiral/helical submerged welded	1.017	4.144
73072190	Other flanges, having an internal diameter of < 15 cm	323	588
73072910	Oth Flanges Having an internal diameter of less than 15 cm	111	2.045
73072990	Oth stainless steel oth than flanges, butt welding, threaded elbow, bend & sleeve of iron/steel ≥ 15cm	45	400

HS	Uraian Golongan Barang <i>Group Description</i>	Berat (Kg) <i>Weight (Kg)</i>	Nilai FOB (US\$) <i>FOB Value (US\$)</i>
(1)	(2)	(3)	(4)
73079990	Oth tube/pipe fittings,not butt welding fittings/flanges/elbows,bends,sleeve internal diameter>=15cm	3.316	104.339
73151290	Other chain,not bicycle or motorcycle chain	275	156
73181290	Other threaded articles other wood screws	129	730
73181490	Other Self-tapping screw	32.642	9.435
73181510	Other screws and bolts, whether or not with their nuts , or washers having a shank of an external diameter <= 16 mm	19	657
73181590	Other screws and bolts, whether or not with their nuts or washers, having a shank of an external diameter > 16 mm	209	1.323
73181690	Other nuts for bolts having a shank of an external diameter not exceeding 16 mm	486	1.772
73182100	Non-threaded articles, spring washers & other lock washers	5	109
73182200	Non-threaded articles, other washers	134	717
73182400	Cotters and cotter-pin	601	5.627
73182990	Other non articles, having a shank of an external diameter > 16 mm	443	38.476
73194020	Other pins	0	4
73199090	Other sewing, darning or embroidery needles	1.758	904
73201090	Other suitable for use on motor vehicles or machinery of heading 84.29 or 84.30	1	18
73202011	Helical spring,suitable for use on motor vehicle/machinery of heading 84.29 or 84.30 for motor vehicles	594	3.455
73209010	Other suitable for use on motor vehicles	323	455
73209090	Other suitable not for use on motor vehicles	365	1.804
73211100	Cooking appliances and plate warmers, for gas fuel or for both gas and other fuels	254	458
73239200	Tableware,kitchenware/oth household articles&parts thereof,of cast iron,enamelled	174	739

HS	Uraian Golongan Barang <i>Group Description</i>	Berat (Kg) <i>Weight (Kg)</i>	Nilai FOB (US\$) <i>FOB Value (US\$)</i>
(1)	(2)	(3)	(4)
73239310	Kitchenware of stainless steel	124	225
73241010	Sinks and wash basins, of stainless steel, kitchen sinks	19	34
73259990	Other manhole covers, gratings and frames there for not of non-malleable cast iron	1.614	55.329
73269030	Stainless steel clamp assemblies with rubber sleeves used for hubless cast iron pipes and pipe fittings	99	1.730
73269099	Cigarette cases and boxes, not of iron or steel	33.424	15.938
74072900	Other copper bars, rods and profiles of copper-zinc base alloys (brass) of copper alloys	696	1.350
74122020	Hose fittings, copper tube or pipe fittings of copper alloys	25	14
74122099	Other of of copper alloys, copper tube or pipe fittings not of copper-zinc base alloys (brass)	0	5
74153310	Screws, other threaded articles	152	139
74153320	Bolts and nuts, other threaded articles	1	29
76149090	Without steel core	50	559
76169959	Blinds other than venetian blind of aluminium	15	80
82021000	Hand saws	65	20
82032000	Pliers (including cutting pliers), pincers, tweezers and similar tools	504	236
82034000	Pipe-cutters, bolt croppers, perforating punches, & similar tools	115	14
82041100	Hand operated spanners and wrenches non adjustable	387	4.642
82041200	Hand operated spanners and wrenches adjustable	240	170
82042000	Interchangeable spanner sockets, with or without handles	258	74
82051000	Drilling, threading or tapping tools, hand operated	129	129
82052000	Hammers and sledge hammers	229	657

HS	Uraian Golongan Barang <i>Group Description</i>	Berat (Kg) <i>Weight (Kg)</i>	Nilai FOB (US\$) <i>FOB Value (US\$)</i>
(1)	(2)	(3)	(4)
82055900	Glaziers' diamonds	641	1.024
82060000	Tools of two/ more of the headings 82.02 to 82.05 put up in sets for retail sale	19	610
82071300	Rock drilling or earth boring tools, with working part of cermets, Interchangeable tools for hand tools	25	3.869
82071900	Rock drilling/ earth boring tools, without working part of cermets, Interchangeable tools for hand tools	1.465	76.831
82075000	Tools for drilling, other than for rock drilling, Interchangeable tools for hand tools	995	8.684
82076000	Tools for boring or broaching, Interchangeable tools for hand tools	1.314	43.802
82079000	Screw driving, interchangeable tools	614	912
82081000	Knives and cutting blades for metal working for machine or mechanical appliance	129	96
83011000	Padlocks (key, combination/ electrically operated), of base metal	129	151
83022090	Castors with mounting of base metal, a diameter < 100 mm (including tyres)	65	459
83024290	Other mounting, fittings, and similar article of base metal, a kind suitable for furniture	54	35.079
83062930	Statuetes and other ornaments of aluminium	652	1.534
83099099	Other packing accessories of base metal	1.144	22.198
84071000	Spark-ignition reciprocating or rotary internal combustion piston engines for Aircraft	509	4.356
84072190	Spark-ignition reciprocating or rotary internal combustion, a power > 22.38 kW/30 hp, for outboard motor	174	20.102
84079090	Other Spark-ignition reciprocating/rotary internal combustion piston engines, of a power > 22.38 kW	402	423
84099149	Other parts undefined of gasoline engine for other vehicle of chapt 87, other than 8701 or 87.11	0	55
84099953	Cylinder liner with internal diameter > 155 mm for marine propulsion engine of a power <= 22.38 kW	12.501	36.147
84099969	Parts of marine propulsion engine of a power > 22.38 kW, other than piston & cylinder	67	800

HS	Uraian Golongan Barang <i>Group Description</i>	Berat (Kg) <i>Weight (Kg)</i>	Nilai FOB (US\$) <i>FOB Value (US\$)</i>
(1)	(2)	(3)	(4)
84099974	Cylinder liner with internal diameter > 155 mm for engine of heading 84.07 or 84.08	10	114
84099979	Part of engine of heading 84.07 or 84.08, other than carburettor, piston & cylinder	37	430
84122900	Hydraulic power engine & motor with non-linear acting (not cylinder)	102	6.802
84129090	Part of hydraulic & pneumatic power engine and motor	920	4.763
84131910	Pump fitted with measuring device, electrically operated, excl for dispensing fuel/lubricant in filling-station/garage	1.750	285
84132010	Water pumps	258	466
84133090	Lubricating medium pump for internal combustion piston engine	1.975	44.042
84138119	Water pumps with flow rate > 13,000 m ³ /h, whether electrically operated	146	83
84139190	Part of fuel/lubricating/cooling medium pump, concrete pump, reciprocating/rotary positive displacement water pump	4.050	26.471
84142090	Hand or foot operated air pumps other than bicycle pumps	554	2.525
84143090	Compressors used in refrigerating equip, with refrigeration capacity ≤ 21.10 kW or displacement revolution < 220 cc	8	31
84144000	Air compressors mounted on a wheeled chassis for towing	978	779
84145950	Blowers of a capacity > 125 kW	50	2.130
84148042	Compressors used for automotive air conditioners	174	7.492
84148049	Compressor excl for refrigerating equip, air, gas in oil drill operation, automotive AC & sealed unit for AC machine	79	148
84149032	Parts of hoods ventilation fitted/not with filter in horizontal side > 120 cm	1.032	6.277
84151090	AC machines of cooling capacity > 26.38 kW fixed to window, wall, ceiling/floor, self-contained/split-system	139	251
84162000	Furnace burners for pulverised fuel or gas, including combination burners	1	69
84181019	Combined refrigerator-freezer of capacity > 230 l, fitted with separate external door, household type	174	398

HS	Uraian Golongan Barang <i>Group Description</i>	Berat (Kg) <i>Weight (Kg)</i>	Nilai FOB (US\$) <i>FOB Value (US\$)</i>
(1)	(2)	(3)	(4)
84182190	Refrigerator of capacity > 230l, household & compression type	707	1.290
84183090	Freezers of 200 l < capacity <= 800 l, the chest type	1.501	2.715
84195091	Heat exchange units, other than cooling tower, electrically operated	300	220
84212290	Filtering or purifying beverage other than water machinery of a capacity > 500 l/h, not electrically operated	65	125
84212329	Petrol filter of internal combustion engines for motor vehicle of Chapter 87	258	5.174
84212399	Petrol filters for internal combustion engine other than of machine of heading 84.29/84.30 and motor vehicle of Chapter 87	123	9.073
84212930	Filtering or purifying machinery and apparatus for liquids of a kind used in oil drilling operations	8.203	510.017
84212940	Petrol filter other than for medical/surgical/laboratory use, sugar manufacture & oil drilling operations	65	1.800
84213190	Intake air filters for internal combustion engines other than of machine of heading 84.29/84.30 and motor vehicle of Chapter 87	152	9.741
84213990	Filtering/purifying machine & apparatus for gases	65	1.416
84219998	Part of oil filter other than for medical/surgical/laboratory sugar manufacture & oil drilling & filtering/purifying for gas	4.240	44.292
84219999	Part of filtering/purifying machine & apparatus for liquid/gas of 8421.21.19-90, 8421.29.10, 8421.29.30-40, 8421.29.90, 8421.39.20	220	2.953
84241090	Fire extinguisher other than of kind for aircraft, whether/ not charged	65	280
84242019	Spray gun & similar appliance, electrically operated, other than for agricultural / horticultural	30	6
84248940	Wet processing equipment; apparatus for the spot application of liquid; apparatus for the application of dry film/similar	65	15
84248990	Mechanical appliances, not electrically operated, other than for agricultural/horticultural	167	3.814
84249023	Parts of spray gun & similar appliance, electrically operated, other than for agricultural / horticultural	24	1.100
84251100	Pulley tackle and hoists other than skip hoist/hoist used for raising vehicle, powered by electric motor	125	1.073

HS	Uraian Golongan Barang <i>Group Description</i>	Berat (Kg) <i>Weight (Kg)</i>	Nilai FOB (US\$) <i>FOB Value (US\$)</i>
(1)	(2)	(3)	(4)
84251900	Pulley tackle and hoists oth than skip hoist/hoist used forraising vehicle, powered oth than by electric motor	57.750	26.201
84253900	Winches; capstans, powered oth than by electric motor	2.767	33.750
84254290	Jacks not used in tipping mechanisms for lorries, hydraulic	2.000	2.000
84261990	Transporter cranes	18.000	938
84281039	Lifts for goods or materials	65	414
84291900	Bulldozers and angledozers, oth than track laying	542.500	1.181.250
84304990	Oth boring/sinking machinery, not self-propelled, oth thanwellhead platforms&integrad produc modules	1.750	92.000
84311029	Parts suitable for used oth of non-electric pulley tackle& hoists, winches and capstans, jacks	2.000	8.732
84313990	Parts suitable for oth machinery 84.28, oth than lift,skip hoist/escalators	425	2.400
84314110	Buckets, shovels, grabs and grips,for ships' derricks,cranes, mobile lifting and work truck fitted with a crane	3.500	1.430
84314190	Buckets, shovels, grabs and grips,for fork-lift trucks,oth works trucks fitted with lifting/handling equipment	10.035	70.803
84314300	Parts of boring/sinking machinery of oth boring/sinkingmachinery	212.737	2.041.030
84314910	Parts suitable for ships derricks, cranes, oth than buckets,shovels, grabs and grips,bulldozer/ angledozer blades	565	10.102
84314990	Oth parts suitable use of oth moving, grading, levelling,scraping, excavating, tamping, compacting	27.211	349.929
84431900	Oth printing machinery used for printing by means of otherprinting components of heading 84.42	110	3.000
84433111	Colour printer copier, printing by the ink-jet process,capable of connect to an auto data process mach/to network	65	192
84433191	Combination printer-copier-scanner-facsimile machines,capable of connect to an auto data process mach/to network	326	1.786
84433290	Oth printers,copying mach & facsimile, not combined;capable to connect to network	90	1.040

HS	Uraian Golongan Barang <i>Group Description</i>	Berat (Kg) <i>Weight (Kg)</i>	Nilai FOB (US\$) <i>FOB Value (US\$)</i>
(1)	(2)	(3)	(4)
84439990	Parts and accessories of other printing machinery	263	1.048
84501190	Household/laundry-type washing mach,full-auto mach, each of a dry linen capacity>6 kg but<=10kg	1.726	3.108
84521000	Sewing machines of the household type	50	90
84601900	Flat-surface grinding machines, not numerically controlled	91	165
84615010	Sawing or cutting-off machines, electrically operated	92	8.138
84619099	Oth mach-tool for planing,shaping,gear cutting,not elsewhrespecified, oth than planing machines, not electric operated	19	260
84672900	Other drills or saws with self-contained electrical motor	5	107
84679200	Parts of tools working in the hand of pneumatic	77	279
84714190	Other PC excluding portable computer,CPU& I/O unit whetheror not combined	6	1.057
84741010	Sorting, screening, separating or washing machines electrically operated	58.679	139.197
84743110	Concrete or mortar mixers electrically operated	789	5.568
84749010	Other machinery for agglomerating, shaping/moulding, for forming foundry moulds of sand electrically operated	7.791	52.815
84779040	Parts of non-electric machine for working plastics/products from plastics materials	1	1.030
84791010	Machines for public works/building/the like, electrically operated	900	10.652
84798939	Other automatic service-vending machines, electrically operated	460	5.508
84798940	Other automatic service-vending machines, not electrically operated	1.368	30.893
84799040	Parts of machines of machine subheading 8479.89.20, not electrically operated	423	13.925
84812090	Other sluice/ gate valves for oleohydraulic or pneumatic	279	42.866
84813090	Other swing check-valves, of cast iron, with 4 cm<=an inlet of internal diameter ≤60 cm	14	643

HS	Uraian Golongan Barang <i>Group Description</i>	Berat (Kg) <i>Weight (Kg)</i>	Nilai FOB (US\$) <i>FOB Value (US\$)</i>
(1)	(2)	(3)	(4)
84814090	Other safety or relief valves	1.120	5.050
84818072	Other ball valves of plastics	5	798
84818099	Other fuel cut-off valves for vehicles of copper/alloy	1.649	70.750
84819023	Other bodies for taps, cocks, valves, with internal diameter ≤ 25 mm	609	2.820
84819029	Other parts for taps, cocks, valves, with internal diameter ≤ 25 mm	1	406
84819090	Other parts of housing for sluice or gate valves	66	2.691
84821000	Ball bearings	166	12.495
84822000	Tapered roller bearings, including cone and tapered roller assemblies	292	12.242
84828000	Other, including combined ball/roller bearings	73	4.144
84829900	Other parts of ball, needles and rollers	77	100
84831010	Transmission shafts and cranks for machinery of heading 84.29 or 84.30	6	2.397
84831090	Other cam shafts and crank shafts for engines of vehicles	2.630	6.201
84834090	Other gears and gearing, transmission elements presented separately including torque converters :	1.280	590
84836000	Clutches and shaft couplings (including universal joints)	187	661
84839019	Other parts of goods of transmission shafts (incl cam shaft and crank shafts) and cranks	5	384
84841000	Gaskets and similar joints of metal sheeting combined with other material or of two or more layers of metal	452	1.111
84842000	Mechanical seals	4.222	31.234
84849000	Other gaskets and similar joints of metal sheeting combined with other material or of two or more layers of metal	2.109	135.208
84879000	Propellers & blades not for ships or boats	107	1.585

HS	Uraian Golongan Barang <i>Group Description</i>	Berat (Kg) <i>Weight (Kg)</i>	Nilai FOB (US\$) <i>FOB Value (US\$)</i>
(1)	(2)	(3)	(4)
85011099	Other spindle motor (AC/DC) not for refrigerator,washing machine,AC,electr. domestic appl.,storage water heater	218	259.248
85013223	Generators DC, of 750 W <an ouput < = 37,5 kW	978	18.103
85030090	Part of generators/sets for electric motor and electric generating/sets of an output < 12.500 kVA	938	1.238
85043119	Instrument potential transformers, power capacity<=1kVA,voltage<1kVA	174	659
85043414	Matching transformers,10.000 kVA<power capacity<=15.000 kVAvoltage<66kV	300	5.476
85043416	Other matching transformers, not explosion proof dry type,10.000 kVA<power capacity<=15.000 kVA, voltage<66kV	300	5.476
85044011	Uninterruptible power supplies (UPS), automatic data processing machines & units thereof, telecomm. apparatus	13	70
85044019	Uninterruptible power supplies (UPS), not automatic data processing machines & units thereof, telecomm. apparatus	2.515	31.098
85044020	Battery chargers having a rating exceeding 100 kVA	66	430
85044090	Static converters other than UPS,battery chargers,invertersrectifiers	12	564
85049090	Parts of; other than ballast,UPS,inductors,and transformers	473	499
85061090	Primary cells and primary batteries Manganese dioxidehaving an external volume > 300 cm3	65	210
85066090	Primary cells and primary batteries Air-zinchaving an external volume > 300 cm3	65	40
85068099	Other primary cells and primary batteries not zinc-carbon,having an external volume > 300 cm3	65	165
85078090	Accumulators other than nickel-cadmium/iron/metal hydride,lead-acid,lithium-ion not for aircraft & laptops/notebooks	462	744
85081990	Vacuum cleaner self-contained electric motor, power>1.5KW &dust bag/receptacle capacity>20L for not domestic use	542	979
85094000	Food grinders and mixers;fruit/vegetable juice extractorswith self-contained electric motor	326	3.910
85099090	Parts of vacuum cleaner,grinder,mixer,juice extractor,kitchen waste disposers	65	90

HS	Uraian Golongan Barang <i>Group Description</i>	Berat (Kg) <i>Weight (Kg)</i>	Nilai FOB (US\$) <i>FOB Value (US\$)</i>
(1)	(2)	(3)	(4)
85111090	Sparking plugs of a kind suitable for not motor vehicle and aircraft engines	65	110
85113099	Distributors, ignition coils of a kind suitable for notmotor vehicle and aircraft engines assembled	175	412
85114099	Other starter motor assembled	65	308
85123010	Horns and serenes, assembled	30	546
85129020	Parts of goods of lighting, sound signalor windscreen wipers, defroster&demisters	0	21
85139030	Parts of flashlights reflectors; switchsliders of plastics	65	36
85151100	Soldering irons and guns	342	619
85165000	Microwave ovens	41	75
85166010	Rice cooker	56	101
85176210	Radio transmitters and radio receivers of a kind used for	1.475	49.500
85176241	Modems including cable modems and modem cards	25	1.800
85177029	Oth part of transmission aparatus, portable receivers for	10.994	5.800
85177099	Other part of other apparatus for transmission/reception of	3	446
85211010	Magnetic tape-type video recording or reproducing apparatusfor cinematography or television broadcasting	124	7.014
85285910	Oth color monitors, capable of directly connencting&designeduse automatic data processing machine of head 84.71	11	4.897
85286990	Other projector, having the capability of projecting onto a screen diagonally measuring less 300 inches	15	435
85287292	LCD,LED and other flat panel display type	363	660
85287299	Oth reception for TV, colour, not battery operated	174	1.568
85312000	Indicator panel incorporating LCD/LED	1	111

HS	Uraian Golongan Barang <i>Group Description</i>	Berat (Kg) <i>Weight (Kg)</i>	Nilai FOB (US\$) <i>FOB Value (US\$)</i>
(1)	(2)	(3)	(4)
85351000	Fuses, for a voltage > 1000V	129	355
85359010	Bushing and tap changer assemblies for electricity distribution/power transformers	284	162
85359090	Oth bushing,tap changer assembl and switches starting for electricity	5	181
85361019	Oth thermal fuses glass type	3	190
85362099	Automatic circuit breakers, kind incorporated into electrothermic domestic appliance,other of a current >= 16A	1	212
85363090	Oth apparatus for protecting electrical circuits	9	361
85364199	Semiconductor/electro-magnetic relays >28 V	129	166
85364990	Other digital relays,voltage > 60V	1	22
85365039	Other high inrush switches and commutators for stoves and ranges	8	282
85365099	Other make&break switch,>500V	62	1.877
85366110	Lamp holder used for compact lamps or halogen lamps	652	494
85366199	Lamp holder used for oth lamps,a current>= 16A	696	3.343
85366939	Socket&plug for co-axial cable&printed circuits,for a current >= 16A	582	8.546
85366999	Oth Socket&plug for co-axial cable&printed circuits,for a current >= 16A	16	8
85367090	Oth connector for optical fibres,optical fibres bundles or cables	14	500
85369019	Connection&contact elements for wires & cables;wafer probers,current >= 16A	4	122
85369099	Other cable connector,for a current >= 16A	656	640
85371019	Other control panel	4	296
85371099	Switchboard & control panels: use for other purposes	400	2.000
85389019	Oth part of electric switch,socket&plug, voltage<= 1000V	10	1.903

HS	Uraian Golongan Barang <i>Group Description</i>	Berat (Kg) <i>Weight (Kg)</i>	Nilai FOB (US\$) <i>FOB Value (US\$)</i>
(1)	(2)	(3)	(4)
85414029	Oth photocells, including photodiodes & phototransistors	270	488
85414090	Oth photosensitive semiconductor devices	1	3.396
85444219	Electric conductor with connectors for telecommunication used, voltage<=80V, not insulated with rubber,plastic/paper	258	327
85447090	Other optical fibre cables	50	42.161
86090010	Containers of metal,designed&equipped for carriage by one/more modes of transport	203.240	27.750
86090090	Containers of oth material,designed&equipped for carriage by one/more modes of transport	308.217	497.738
87041031	Motor vehicles for transport of good design for off-highway usewith g.v.w. < 5 t, not CKD	1.300	2.663
87082998	Other interior trim fittings, mudguardsfor vehicles of heading 8702 or 8704	4	237
87084027	Gear boxes, assembled for vehicles of heading 87.04 or 87.05	33	1.091
87088015	Suspension systems (including shock-absorbers)for vhcl of heading 8701	1.687	8.845
87089290	Other part of silencers (mufflers) and exhaust pipes	24	4.268
87089590	Part of safety airbags with inflater system	1.106	3.420
87089919	Other unassembled fuel tanks; engine brackets, part & accessories of motor vhcl for vhcl heading 87.01	946	53.946
87089970	Engine brackets	0	8
87089999	Other unassembled fuel tanks; engine bracketsfor vehicles of other than heading 87.03	13	2.131
87116011	Bicycles, CKD, with electric motor for propulsion	652	4.652
87120090	Other cycles (incl delivery tricycles), not motorised.	426	773
87168010	Cart & wagon, sack truck, hand trolley & sim hand-propelledvehicl of a kind used in fact/workshop, except wheelbarrow	60	17
87168020	Wheelbarrows	60	213

HS	Uraian Golongan Barang <i>Group Description</i>	Berat (Kg) <i>Weight (Kg)</i>	Nilai FOB (US\$) <i>FOB Value (US\$)</i>
(1)	(2)	(3)	(4)
88033000	Other parts of aeroplanes/helicopters heading 8801 or 8802	242	1.800
88039090	Other parts of goods of heading 8801 or 8802	158	2.000
89011010	Cruise ships, excursion boats, ferry-boats of all kinds of a gross tonnage <= 26	35.064	154.580
89019014	Other vessels, for transport. not motorised of a gross tonnage > 500	3.279.000	650.000
89019032	Other vessels, for transport motorised of a gross tonnage > 26 but <= 500	355.000	1.235.000
89019033	Other vessels, for transport motorised of a gross tonnage > 500 but <= 1,000	250.000	617.500
89039900	Other vessels for pleasure/sports; canoes, not inflatable	326	1.977
89040039	Tugs and pusher craft, power > 4000 hp of gross tonnage <= 26 ton	254.000	550.000
89069090	Lifeboats oth than rowing boats, oth vessels of displacement > 300 t	249	5.000
89079090	Other floating structures	166	2.229
90065990	Other laser photoplotters image processor	7	40
90151090	Rangefinders oth of used in photography or cinematography	1.750	2.862
90158010	Radio sonde and radio wind apparatus	47	12.408
90158090	Other instruments & appliances oth than radio sonde and radio wind apparatus	5.168	252.743
90159000	Parts & accessories of surveying instruments & appliances	284	24.114
90172010	Rulers, drawing, marking out, or mathematical calculating instruments	65	3
90173000	Micrometers, callipers and gauges	75	193
90178000	Oth instruments for measuring length for use in hand / for example rods and tapes micrometer, callipers	22	2.346
90189090	Other instruments and appliances, used in medical	1.940	55.405
90230000	Instruments apparatus & model, for demonstrational purposes (in	455	10.250

HS	Uraian Golongan Barang <i>Group Description</i>	Berat (Kg) <i>Weight (Kg)</i>	Nilai FOB (US\$) <i>FOB Value (US\$)</i>
(1)	(2)	(3)	(4)
	education/exhibitions)		
90248010	Oth mach& appliances for electrically operated	470	1.146
90251911	Thermometers&pyrometers,elect operated,temperature gauges for motor vehicles	0	16
90261020	Level gauges for motor vehicles not electrically operated	3	18
90261030	Oth instrument & apparatus for measuring/check the flow/level of liquid, electrically operated	129	190
90262030	Oth measuring/checking pressure instruments, electrically operated	65	2.100
90262040	Other measuring/checking pressure instruments,not electrically operated	121	300
90268010	Oth instruments/apparatus for measuring/checking the flow,level,pressure,electrically operated	193	90
90269020	Part&acc for nonelectrically operated instrument&apparatus,measure/check the flow level,pressure	76	89.225
90289090	Part&accessories,oth water meter housings or bodies	65	45
90301000	Instruments & apparatus for measuring/detecting ionisingradiations	75	94.911
90314100	Oth optical appl for inspect semiconduct wafer/device/forinspect photomask/reticle used in mfg semiconduct device	65	40
90314990	Other optical instruments and appliances for other purposes	14	500
90318090	Oth instruments,appliances and machines,other cable tester	5.541	37.504
90319019	Oth parts&acc oth than inspect wafer/repair/measure PCB,PWB,PWA for electrically operated	23	5.083
90319020	Oth part&acc for measuring/checking instrument appliance&machines,not elctrically operated	3.303	7.620
90321010	Thermostats, electrically operated	174	2.898
90328990	Oth automatic regulating/controlling instruments&app,not electrically operated	700	14.545
90329090	Other part & accessories automatic, regulating/controlling instruments &	2	2.342

HS	Uraian Golongan Barang <i>Group Description</i>	Berat (Kg) <i>Weight (Kg)</i>	Nilai FOB (US\$) <i>FOB Value (US\$)</i>
(1)	(2)	(3)	(4)
	apparatus,not elect operated		
94019092	Parts of seats of plastics	3.582	7.092
94031000	Metal furniture of a kind used in office	1.022	8.409
94032090	Oth metal furniture, other than fume cupboards	344	620
94037090	Furniture of plastics oth than for baby walker,fumecupboard	97	176
94041000	Mattress supports	868	1.568
94049090	Other articles of bedding&similar furnishing	1.627	2.419
94052090	lamps of electric table,desk, bedside/ floor-standing lamps	258	248
94054040	Oth. electr lamps of spotlights	174	2.728
95045090	Video game consoles and machines, other than those of subheading 9504.30, that used without a television receiver	373	675
95062900	Oth water-skis, surf-boards, sailboards & oth water-sport equipment	522	1.297
96081090	Ball point pens of other than plastics	129	30
96082000	Felt tipped & other porous-tipped pens and markers	65	9
96099099	Pastels, drawing charcoals, tailors' cha and other pencils	4	25
96121090	Ribbons of other materials or similar ribbons	6	111
96190011	Disposable sanitary towel,tanpon,napkinwith an absorbent core of textile	65	518
TOTAL EKSPOR		229.976.938.492	17.532.854.620

DATA

MENCERDASKAN BANGSA

— *Enlighten The Nation* —

<https://kaltim.bps.go.id>



**BADAN PUSAT STATISTIK
PROVINSI KALIMANTAN TIMUR**

**Jl. Kemakmuran No. 4 Samarinda 75117
Telp. (0541) 732793, 205420; Fax. (0541) 201121
Website: kaltim.bps.go.id; Email: bps6400@bps.go.id**

