

Buletin Statistik Perdagangan Luar Negeri
Foreign Trade Statistical Bulletin

EKSPOR /EXPORTS

ISSN : 0126 - 5775

No. Publikasi / *Publication Number* : 05410.0607

Katalog BPS / *BPS Catalogue*: 8101.

Ukuran Buku / *Book Size* : 21 Cm X 28 Cm

Jumlah Halaman / *Total Pages* : 129 Halaman / *Pages*

Naskah / *Manuscript* :

Bagian Statistik Ekspor

Export Statistics Division

Gambar Kulit / *Cover Design* :

Bagian Statistik Ekspor

Export Statistics Division

Diterbitkan oleh / *Published by* :

Badan Pusat Statistik, Jakarta - Indonesia

CBS, Indonesia

Dicetak oleh / *Printed by* :

CV Nario Sari

Boleh dikutip dengan menyebut sumbernya

May be cited with reference to the source

<https://www.bps.go.id>

KATA PENGANTAR

Buletin Statistik Perdagangan Luar Negeri Ekspor yang diterbitkan secara bulanan memuat data ekspor menurut sektor, Perkembangan ekspor komoditi pertanian, Perkembangan ekspor komoditi industri, Perkembangan ekspor komoditi pertambangan dan Perkembangan ekspor Indonesia menurut komoditi dan negara tujuan secara kumulatif dari Januari sampai bulan berjalan.

Buletin ini juga menyajikan ulasan singkat tentang perbandingan, pertumbuhan dan peranan serta data pokok yang cukup menonjol atau yang mengalami perubahan yang signifikan. Diharapkan dengan adanya informasi semacam ini, para pengguna data ekspor dapat melihat dan mengikuti perkembangan ekspor secara garis besar.

Kepada para pengguna data, saran dan kritik yang bersifat konstruktif demi penyempurnaan publikasi ini, sangat diharapkan. Dengan demikian usaha BPS untuk meningkatkan pelayanan dan pemasyarakatan statistik (khususnya data Statistik Ekspor) dapat dilaksanakan secara baik dan berkesinambungan.

Jakarta, Mei 2006

BADAN PUSAT STATISTIK
KEPALA,

DR. CHOIRIL MAKSUM

NIP. 340003890

ISI / CONTENT

Halaman / Page

Kata Pengantar / <i>Preface</i>	iii
Isi / <i>Content</i>	iv
Ringkasan / <i>Highlight</i>	v - xiv

Jilid / Volume

Tabel 1. Ringkasan Perkembangan Ekspor Indonesia	1
Tabel 2. Perkembangan Ekspor Komoditi Pertanian	1
Tabel 3. Perkembangan Ekspor Komoditi Industri	3
Tabel 4. Perkembangan Ekspor Komoditi Pertambangan	4
Tabel 5. Perkembangan Ekspor Indonesia Menurut Komoditi dan Negara Tujuan	5

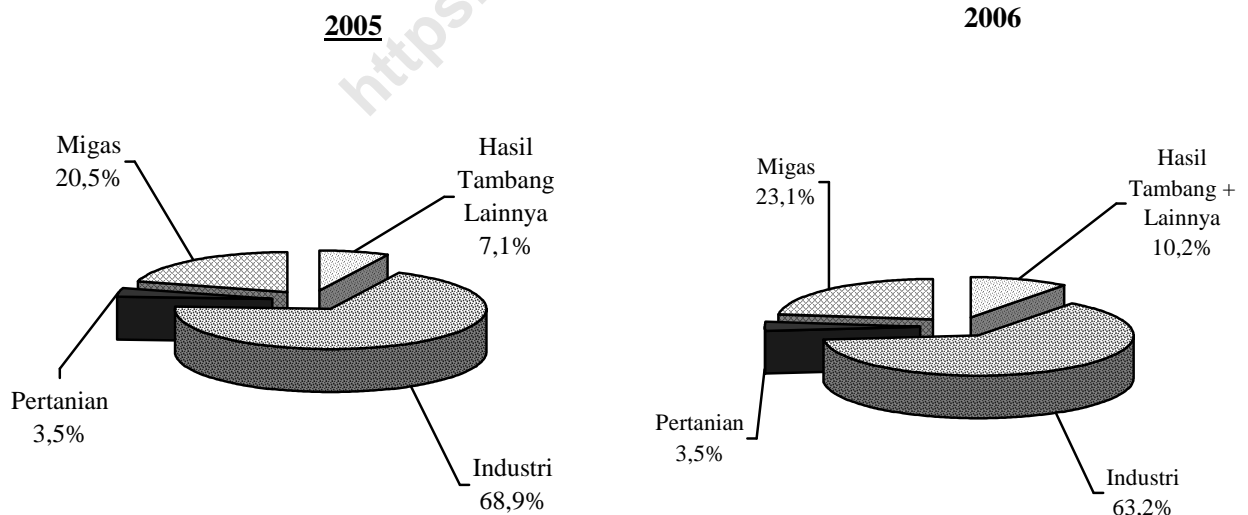
RINGKASAN

Ekspor Indonesia pada periode Januari - Pebruari 2006 mencapai nilai US\$ 14 956,1 juta dengan volume 48 655,3 ribu ton, yang terdiri dari US\$ 3 462,0 juta hasil ekspor minyak dan gas bumi dan US\$ 11 494,1 juta hasil ekspor komoditi non migas.

Dibandingkan periode yang sama tahun 2005, nilai ekspor naik US\$ 2 442,2 juta, karena adanya kenaikan ekspor non migas senilai US\$ 1 546,8 juta, demikian juga dari kelompok migas mengalami

kenaikan sebesar US\$ 895,4 juta atau naik 34,89 persen dibanding periode yang sama tahun sebelumnya. Walaupun demikian, diperlihatkan bahwa penerimaan dari sektor migas masih bisa diharapkan, karena perkembangan harga di pasaran internasional menunjukkan peningkatan. Bulan Pebruari 2006 harga minyak mentah Indonesia US\$ 61,19 per barelnya, naik sebesar US\$ 16,45 per barel dibandingkan bulan Pebruari 2005.

Grafik 1 : PERBANDINGAN NILAI EKSPOR INDONESIA PADA JANUARI-PEBRUARI 2005 & 2006

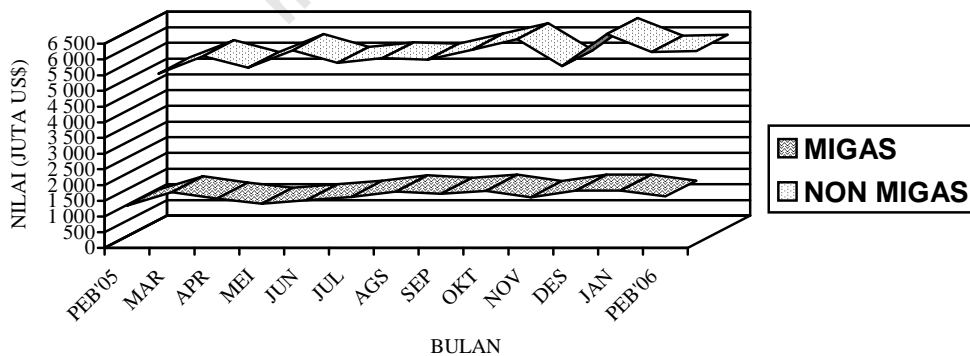


Pada Grafik 1 ditampilkan perbandingan nilai ekspor selama Periode Januari - Pebruari 2005 dan 2006. Sedangkan trend perkembangannya dari bulan Pebruari 2005 sampai dengan Pebruari 2006 disajikan pada Grafik 2, 3, dan 4. Nilai ekspor kelompok migas pada Januari - Pebruari 2005 senilai US\$ 2 566,6 juta yang terdiri dari minyak mentah, hasil minyak dan gas masing-masing senilai US\$ 1 115,9 juta, US\$ 186,3 juta, dan US\$ 1 264,3 juta. Sedangkan pada Januari - Pebruari 2006 nilai untuk

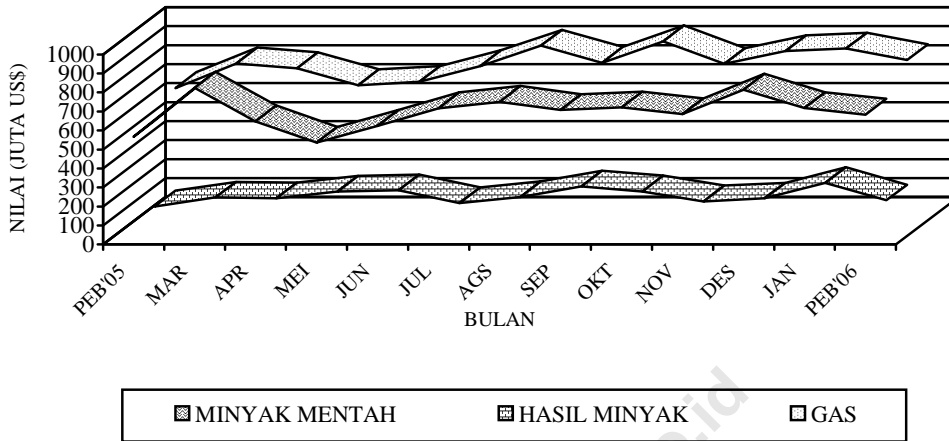
kelompok migas masing-masing sebesar US\$ 1 401,4 juta, US\$ 391,2 juta dan US\$ 1 669,4 juta.

Nilai ekspor untuk kelompok non migas yang terdiri dari hasil pertanian, industri serta hasil tambang dan lainnya pada bulan Januari - Pebruari 2005 masing-masing US\$ 442,0 juta, US\$ 8 618,0 juta, dan US\$ 887,3 juta. Sementara itu pada periode Januari - Pebruari 2006 masing-masing mencapai US\$ 516,5 juta, US\$ 9 447,8 juta, dan US\$ 1 529,8 juta.

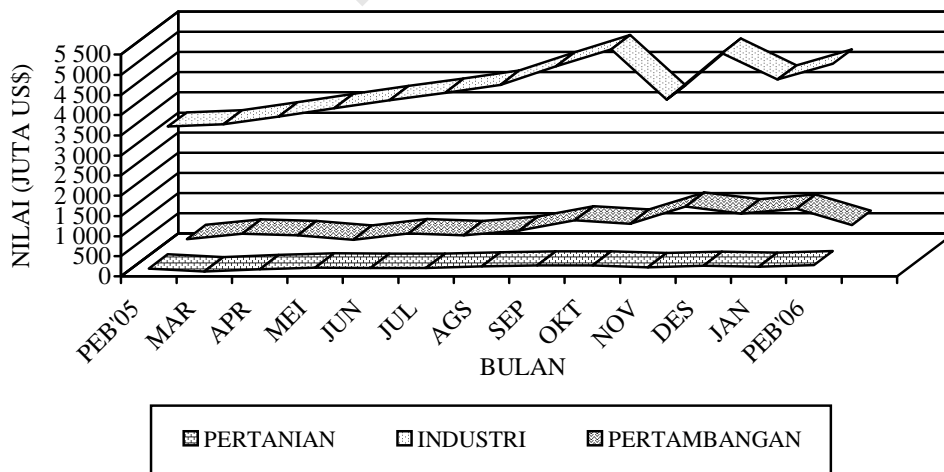
Grafik 2 : PERKEMBANGAN NILAI EKSPOR MIGAS DAN NON MIGAS SELAMA PEBRUARI 2005 SAMPAI DENGAN PEBRUARI 2006



**Grafik 3 : PERKEMBANGAN NILAI EKSPOR KOMODITI MIGAS
SELAMA PEBRUARI 2005 SAMPAI DENGAN PEBRUARI 2006**



**Grafik 4 : PERKEMBANGAN NILAI EKSPOR KOMODITI NON MIGAS
SELAMA PEBRUARI 2005 SAMPAI DENGAN PEBRUARI 2006**



**Tabel A. RINGKASAN EKSPOR NON MIGAS INDONESIA
(JUTA US\$)**

Tahun dan Bulan	Hasil sektor pertanian ²⁾	Hasil sektor industri	Hasil sektor tambang	Total
[1]	[2]	[3]	[4]	[6]
2004				
Pebruari	189,6	3 359,9	217,0	3 766,5
Maret	126,7	3 414,0	347,6	3 888,3
April	180,1	3 607,5	306,0	4 093,6
Mei	215,6	3 813,6	202,7	4 231,9
Juni	210,1	4 015,7	353,0	4 578,8
Juli	207,0	4 195,4	311,1	4 713,5
Agustus	248,2	4 392,7	424,6	5 065,5
September	230,7	4 956,0	579,6	5 766,3
Oktober	263,2	5 214,3	500,5	5 978,0
November	208,6	3 955,2	564,0	4 727,8
Desember	237,5	4 317,0	731,6	5 286,1
2005				
Januari	209,6	4 258,4	439,7	4 907,7
Pebruari	232,4	4 359,6	447,6	5 039,6
Maret	233,0	4 633,1	723,9	5 590,0
April	238,5	4 481,5	501,6	5 221,6
Mei	218,9	4 842,9	719,9	5 781,7
Juni	218,8	4 534,1	624,5	5 377,4
Juli	289,7	4 572,5	667,1	5 529,3
Agustus	214,3	4 563,4	699,3	5 477,0
September	273,7	4 852,8	675,6	5 802,1
Oktober	267,3	5 273,5	590,9	6 131,7
November	221,4	4 034,4	1 016,0	5 271,8
Desember	262,7	5 187,5	848,4	6 298,6
2006				
Januari	237,4	4 527,8	968,6	5 733,8
Pebruari	279,1	4 920,0	561,2	5 760,3

Dipandang dari negara tujuan ekspor (Tabel B), pada bulan Pebruari 2006 kelompok migas yang ditujukan ke kawasan Muangthai dan China, sebesar masing-masing US\$ 59,1 juta, dan US\$ 216,4 juta memperlihatkan peningkatan dibanding tahun 2005. Negara yang memperlihatkan peningkatan ekspor kelompok migas lainnya, adalah adalah Jepang dengan

persentase peningkatan sebesar 37,78 persen, Philipina dengan peningkatan 33,15 persen serta Malaysia dengan persentase peningkatan 1 340,27 persen. Dari Tabel B juga terlihat bahwa ekspor komoditi migas pada bulan Pebruari 2006 menunjukkan peningkatan pesat ke Jepang hingga mencapai US\$ 228,8 juta.

Tabel B : Perkembangan Ekspor Migas & Non Migas Indonesia Menurut Negara Tujuan, Pebruari 2005 & Pebruari 2006 (Juta US\$)

Kawasan Negara Ekspor	Migas			Non Migas		
	Pebruari 2005	Pebruari 2006	Perubahan (%)	Pebruari 2005	Pebruari 2006	Perubahan (%)
• Asia Timur	1 098,7	1 381,0	25,69	1 444,2	1 694,3	17,32
- Jepang	605,8	834,6	37,78	759,4	795,4	4,74
- China	122,2	216,4	77,05	284,6	359,1	26,18
• Asia Selatan & Tenggara	93,7	134,1	43,10	1 364,7	1 557,7	14,15
- Muangthai	42,2	59,1	40,23	147,7	147,1	-0,38
- Singapura	45,7	29,7	-34,99	557,1	580,3	4,16
- Philipina	1,2	1,5	33,15	80,0	86,4	7,94
- Malaysia	3,0	43,7	1 340,27	263,7	345,7	31,10
• Asia Barat	-	-	-	215,3	226,4	5,29
• Afrika	0,0	0,1	-	129,8	143,4	10,50
• Australia & Oseania	117,6	104,7	-10,95	111,2	129,9	16,79
• Amerika Utara	31,9	17,3	-45,71	788,1	897,9	13,94
- Amerika Serikat	31,9	17,3	-45,71	754,4	850,6	12,75
• Amerika Tengah & Selatan	-	-	-	83,3	107,1	28,54
• Eropa Barat	0,0	0,0	-	814,4	929,3	14,12
• Eropa Timur	0,0	0,0	-	88,6	73,9	-16,58
Total Ekspor	1 342,0	1 637,3	22,0	5 039,6	5 760,3	14,3

Pada kelompok non migas nilai ekspor mengalami peningkatan yakni sebesar US\$ 720,7 juta, kecuali ke beberapa negara seperti Muangthai dan kawasan Eropa Timur yang mengalami penurunan ekspor, yaitu masing-masing sebesar US\$ 0,6 juta dan US\$ 14,7 juta.

Pada tabel 1 disajikan ekspor menurut sektor. Disini terlihat bahwa perolehan devisa terbesar pada periode Januari - Pebruari 2006 berasal dari sektor industri dengan nilai US\$ 9 447,8 juta atau sekitar 63,2 persen dari total ekspor, sedangkan pada periode Januari - Pebruari 2005 juga berasal dari sektor industri dengan nilai US\$ 8 618,0 juta atau sekitar 68,9 persen dari total ekspor. Dibandingkan periode yang sama tahun sebelumnya, sektor industri mengalami peningkatan 9,63 persen.

Pada tabel 2 disajikan perkembangan ekspor komoditi hasil pertanian, selama periode Januari - Pebruari 2006, komoditi andalan sektor pertanian antara lain udang segar/beku dengan nilai US\$ 154,6 juta (29,9 persen); biji coklat dengan nilai US\$ 99,2 juta (19,2 persen); kopi dengan nilai US\$ 85,4 juta (16,5 persen); ikan dan lain-lain dengan nilai US\$ 78,7 juta (15,2 persen); rempah-rempah dengan nilai US\$ 27,5 juta (5,3 persen); buah-buahan dengan nilai US\$ 14,2 juta (2,7 persen); hasil

pertanian lainnya dengan nilai US\$ 12,8 juta (2,5 persen); tembakau dengan nilai US\$ 10,1 juta (2,0 persen); teh dengan nilai US\$ 8,0 juta (1,5 persen); biji-bijian dengan nilai US\$ 7,1 juta (1,4 persen).

Pada tabel 3 disajikan perkembangan ekspor komoditi hasil industri, selama periode Januari - Pebruari 2006, komoditi andalan sektor industri antara lain tekstil dengan nilai US\$ 1 450,1 juta (15,3 persen); alat listrik, ukur, fotografi, dll dengan nilai US\$ 1 163,5 juta (12,3 persen); barang dari logam tidak mulia dengan nilai US\$ 950,8 juta (10,1 persen); minyak nabati dengan nilai US\$ 830,2 juta (8,8 persen); karet alam olahan dengan nilai US\$ 780,9 juta (8,3 persen); kayu olahan dengan nilai US\$ 483,7 juta (5,1 persen); kertas dan barang dari kertas dengan nilai US\$ 410,6 juta (4,3 persen); bahan kimia dengan nilai US\$ 354,5 juta (3,8 persen); mebel dan bagian-bagiannya dengan nilai US\$ 328,6 juta (3,5 persen); makanan olahan dengan nilai US\$ 293,5 juta (3,1 persen).

Pada tabel 4 disajikan perkembangan ekspor komoditi hasil pertambangan, selama periode Januari - Pebruari 2006, komoditi andalan sektor pertambangan antara lain batu bara dengan nilai US\$ 937,7 juta (61,3 persen) dan biji tembaga dengan nilai US\$ 539,3 juta (35,3 persen). Ekspor batu bara

mengalami peningkatan 97,97 persen dibanding periode yang sama tahun sebelumnya, dan biji tembaga mengalami peningkatan 45,03 persen dibanding periode yang sama tahun sebelumnya.

Perkembangan ekspor Indonesia menurut komoditi dan negara tujuan yang disajikan pada Tabel 5, memperlihatkan bahwa ekspor selama ini lebih banyak bertumpu pada 15 komoditi utama, (ringkasan disajikan pada Tabel C yang diurut menurut nilai ekspor). Lima belas komoditi tersebut pada periode Januari - Pebruari 2006 menyumbang sekitar 58,8 persen dari ekspor non migas.

Batu bara mempunyai nilai US\$ 937,7 juta, naik US\$ 464,0 juta dari tahun lalu, komoditi ini menyumbang sekitar 8,2 persen ekspor non migas nasional pada periode Januari - Pebruari 2006.

Nilai ekspor pakaian jadi selama periode Januari - Pebruari 2006 naik US\$ 13,0 juta menjadi US\$ 849,8 juta.

Pada periode Januari - Pebruari 2006 nilai ekspor alat listrik US\$ 687,5 juta, yang naik dibanding tahun lalu sebesar US\$ 54,2 juta atau naik sekitar 8,6 persen.

Komoditi minyak kelapa sawit diekspor dengan nilai US\$ 648,0 juta atau 5,6 persen, biji tembaga diekspor dengan

nilai US\$ 539,3 juta atau sekitar 4,7 persen dari perolehan devisa non migas.

Selama periode Januari - Pebruari 2006, crumb rubber nilai ekspornya mencapai US\$ 517,5 juta, sedangkan tahun sebelumnya senilai US\$ 292,6 juta, atau terjadi peningkatan sekitar US\$ 224,9 juta (76,9 persen). Audio visual nilai ekspornya turun US\$ 47,7 juta (10,3 persen) menjadi US\$ 413,8 juta.

Perolehan devisa dari kertas dan barang dari kertas pada periode Januari - Pebruari 2006 diekspor dengan nilai US\$ 410,6 juta atau sekitar 3,6 persen dari kelompok non migas. Damar tiruan, bahan plastik pada periode Januari - Pebruari 2006 diekspor dengan nilai US\$ 267,6 juta, sedangkan tahun sebelumnya US\$ 241,4 juta.

Alas kaki (kulit, karet dan kanvas) nilai ekspornya naik US\$ 28,8 juta menjadi US\$ 265,8 juta. Sedangkan nilai ekspor tembaga dalam periode Januari - Pebruari 2006 naik 63,3 persen menjadi US\$ 264,9 juta.

Besi / baja nilai ekspornya naik US\$ 35,5 juta menjadi US\$ 254,2 juta, komputer dan bagiannya, nilai ekspornya naik US\$ 28,0 juta menjadi US\$ 253,3 juta. Kayu olahan lain nilai ekspornya naik US\$ 0,3 juta menjadi US\$ 234,3 juta. Kain tenun

nilai eksportnya turun US\$ 1,0 juta menjadi US\$ 212,6 juta.

**Tabel C : Ekspor Utama Barang Bukan Migas
Periode Januari - Pebruari, 2005 dan 2006**

HS	Nilai FOB (Juta US\$)		Perubahan		% Peran 2006 (Terhadap Non Migas)
	2005	2006	Absolut	Persen	
Batu bara	473,7	937,7	464,0	98,0	8,2
Pakaian jadi	836,8	849,8	13,0	1,6	7,4
Alat listrik	633,3	687,5	54,2	8,6	6,0
Minyak kelapa sawit	450,7	648,0	197,3	43,8	5,6
Biji tembaga	371,9	539,3	167,4	45,0	4,7
Crumb rubber	292,6	517,5	224,9	76,9	4,5
Audio visual	461,5	413,8	-47,7	-10,3	3,6
Kertas dan barang dari kertas	359,9	410,6	50,7	14,1	3,6
Damar tiruan, bahan plastik	241,4	267,6	26,2	10,9	2,3
Alas kaki (kulit, karet dan kanvas)	237,0	265,8	28,8	12,2	2,3
Tembaga	162,2	264,9	102,7	63,3	2,3
Besi / baja	218,7	254,2	35,5	16,2	2,2
Komputer dan bagiannya	225,3	253,3	28,0	12,4	2,2
Kayu olahan lain	234,0	234,3	0,3	0,1	2,0
Kain tenun	213,6	212,6	-1,0	-0,5	1,8
Total Komoditi Utama	5 412,6	6 756,9	1 344,3	24,8	58,8

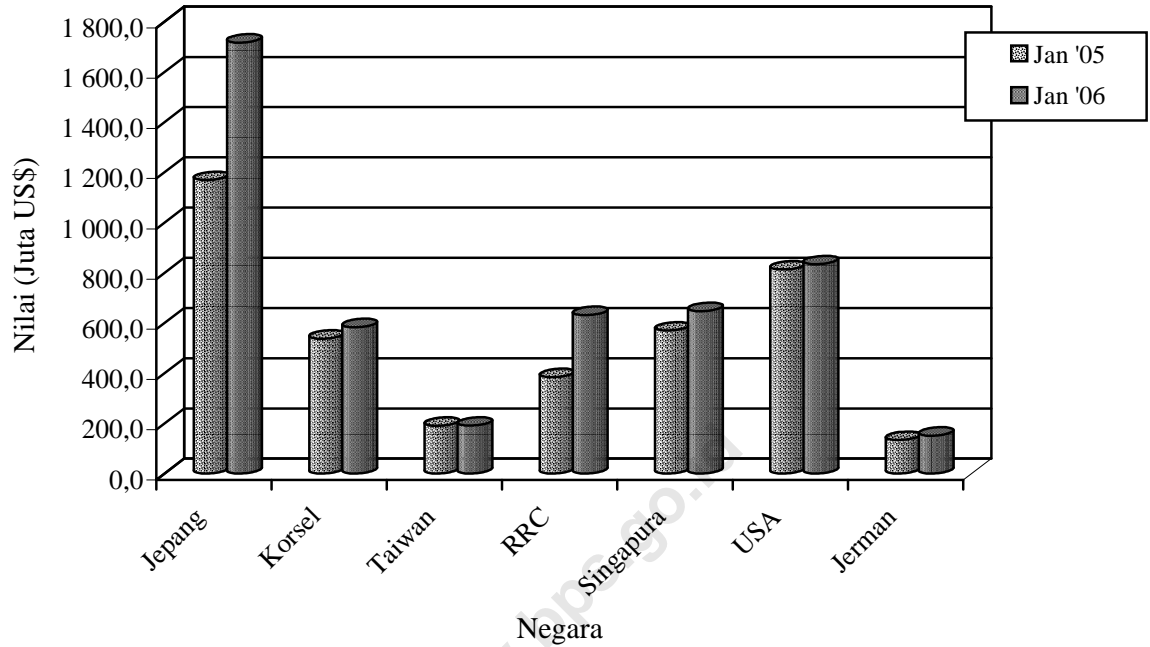
Nilai ekspor periode Januari - Pebruari 2006, menurut negara kelompok ekonomi, ke kelompok negara APEC adalah yang terbesar yaitu mencapai US\$ 11 455,6 juta, diantaranya 24,6 persen (US\$ 2 814,6 juta) ke ASEAN dan 15,9 persen (US\$ 1 822,2 juta) ke NAFTA, kemudian ke Uni Eropa sebesar 12,5 persen (US\$ 1 874,1 juta) dan ke Timur Tengah sebesar 2,9 persen (US\$ 436,7 juta). Ditinjau dari perkembangannya, nilai ekspor ke negara-negara APEC naik 21,7 persen dibanding keadaan tahun 2005 yang terdiri dari peningkatan ekspor menuju Korea Selatan sebesar 13,3 persen, menuju Jepang sebesar 32,0 persen, menuju ASEAN sebesar 20,2 persen, menuju NAFTA sebesar 6,7 persen.

Nilai ekspor periode Januari - Pebruari 2006, menuju tujuh negara tujuan utama yaitu Jepang, Korea Selatan, Taiwan, RR China, Singapura, Amerika dan Jerman

mencapai sebesar US\$ 9 317,8 juta atau sekitar 62,3 persen dari total ekspor. Dibandingkan periode tahun sebelumnya nilai ini naik US\$ 1 564,6 juta atau sekitar 20,2 persen.

Selain tujuh negara tujuan utama di atas, negara tujuan yang membeli produk nasional di atas US\$ 70 juta pada bulan Pebruari 2006 antara lain Hongkong, Malaysia dan Australia masing-masing dengan nilai US\$ 128,1 juta, US\$ 389,4 juta dan US\$ 193,9 juta. Sedangkan dari kawasan Eropa antara lain ke Belanda dan Inggris masing-masing dengan nilai US\$ 210,8 juta dan US\$ 111,2 juta.

Grafik 5: EKSPOR INDONESIA MENURUT NEGARA TUJUAN UTAMA BULAN JANUARI 2005 & 2006



Perbandingan nilai ekspor bulan Januari 2005 dan 2006 ke beberapa negara tertentu disajikan pada Grafik 5.

TABEL 1. RINGKASAN PERKEMBANGAN EKSPOR INDONESIA

JENIS BARANG	BERAT BERSIH (RIBU TON)		PERUBAHAN	NILAI FOB (JUTA US \$)		Perubahan
	JAN - FEB 2005	JAN - FEB 2006	%	JAN - FEB 2005	JAN - FEB 2006	%
(1)	(2)	(3)	(4)	(5)	(6)	(7)
Total Ekspor	36,626.8	48,655.3	32,84	12,513.9	14,956.1	19,52
MIGAS	8,633.7	8,192.4	-5,11	2,566.6	3,462.0	34,89
MINYAK MENTAH	3,603.2	3,190.2	-11,46	1,115.9	1,401.4	25,58
HASIL MINYAK	814.2	1,044.4	28,28	186.3	391.2	109,95
GAS ALAM	4,216.4	3,957.8	-6,13	1,264.3	1,669.4	32,04
NON MIGAS	27,993.0	40,462.9	44,55	9,947.3	11,494.1	15,55
HASIL PERTANIAN	354.5	408.1	15,1	442	516.5	16,84
HASIL INDUSTRI	7,785.9	8,824.1	13,33	8,618.0	9,447.8	9,63
HASIL TAMBANG	19,852.1	31,230.4	57,32	886.5	1,528.7	72,44
LAINNYA	0,5	0,4	-16,49	0,8	1,1	39,74

TABEL 2. PERKEMBANGAN EKSPOR KOMODITI HASIL PERTANIAN

JENIS BARANG	BERAT BERSIH (RIBU TON)		PERUBAHAN	NILAI FOB (JUTA US \$)		Perubahan
	JAN - FEB 2005	JAN - FEB 2006	%	JAN - FEB 2005	JAN - FEB 2006	%
(1)	(2)	(3)	(4)	(5)	(6)	(7)
TOTAL PERTANIAN	354,531	408,069	15,1	442,037	516,461	16,84
KARET ALAM	1,099	1,311	19,2	1,249	1,740	39,29
KOPI	68,864	68,352	-0,74	64,692	85,400	32,01
KAYU BULAT	102	16	-83,94	25	9	-64,64
UDANG SEGAR/BEKU	19,778	24,326	22,99	125,977	154,645	22,76
TEH	8,254	7,319	-11,33	8,182	8,000	-2,22
REMPAH-REMPAH	15,987	18,842	35,71	25,085	27,455	9,45
-LADA HITAM	3,400	4,615	35,71	4,651	5,994	28,88
-LADA PUTIH	2,533	2,542	0,33	6,167	5,155	-16,41
-KAYU MANIS DAN BUNGAN	5,317	5,305	-0,24	2,837	2,831	-0,21
-BIJI PALA & BUNGANYA DA	2,928	2,916	-0,4	8,642	7,306	-15,46
-PANILI	2	24	1014,58	70	495	611,02
-LAINNYA	1,806	3,441	90,47	2,720	5,674	108,64
TEBAKAU	5,917	5,163	-12,75	9,483	10,090	6,41
BIJI COKLAT	56,578	83,798	48,11	72,028	99,213	37,74
IKAN DAN LAIN-LAIN	91,810	73,572	0,24	87,933	78,739	-10,46
-IKAN TONGKOL/TUNA	6,758	6,774	0,24	22,090	21,441	-2,94
-UBUR-UBUR	839	283	-66,26	1,098	633	-42,34
-KEPITING, KERANG-KERANC	8,760	6,447	-26,4	23,328	24,272	4,05
-BEKICOT	446	447	0,19	666	800	20,11
-IKAN LAINNYA	75,007	59,621	-20,51	40,751	31,593	-22,47
BIJI-BIJIAN	6,480	36,925	-83,48	2,830	7,096	150,71
-BIJI BUNGA	51	8	-83,48	211	622	194,73
-BIJI KAPAS	382	151	-60,37	57	21	-63,33
-BIJI LAINNYA	6,047	36,765	507,99	2,562	6,453	151,85
BULU BEBEK	108	50	-53,21	99	47	-51,84
DAMAR DAN GETAH DAMAR	3,870	3,943	1,89	1,885	2,192	16,31
KOPAL DAN LAIN-LAIN	4,200	4,024	-4,18	2,400	2,997	24,88
SAYUR-SAYURAN	8,860	11,611	31,05	3,171	4,212	32,83
BUAH-BUAHAN	29,820	30,069	0,83	16,121	14,160	-12,17
KULIT KERANG DAN LAIN-LAIN	785	946	20,6	302	482	59,39
TANAMAN OBAT	1,263	738	-41,58	1,137	803	-29,36
BAHAN NABATI LAINNYA	11,686	14,941	31,06	4,725	6,390	35,24
-GANGGANG LAUT	7,892	10,344	31,06	3,765	5,230	38,92
-IJUK DAN SEBANGSANYA	2,014	3,056	51,78	299	536	78,95
-LAINNYA	1,780	1,542	-13,4	661	624	-5,55
HASIL PERTANIAN LAINNYA	19,070	22,123	115,08	14,712	12,791	-13,05
-MUTIARA	0	0	-	1,087	1,958	80,05
-LAINNYA	19,070	22,122	16,01	13,625	10,834	-20,48

TABEL 3. PERKEMBANGAN EKSPOR KOMODITI HASIL INDUSTRI

JENIS BARANG	BERAT BERSIH (RIBU TON)		PERUBAHAN	NILAI FOB (JUTA US \$)		Perubahan
	JAN - FEB 2005	JAN - FEB 2006	%	JAN - FEB 2005	JAN - FEB 2006	%
(1)	(2)	(3)	(4)	(5)	(6)	(7)
TOTAL INDUSTRI	7,785,909	8,824,055	13,33	8,617,959	9,447,812	9,63
KAYU OLAHAN	940,996	712,866	-24,24	572,381	483,659	-15,5
-KAYU LAPIS	494,917	311,763	-37,01	292,003	202,769	-30,56
-KAYU GERGAJIAN	63,073	61,694	-2,19	46,428	46,548	0,26
-KAYU OLAHAN LAIN	383,006	339,409	-11,38	233,950	234,342	0,17
BARANG DARI LOGAM TIDAK M	361,814	512,885	41,75	748,140	950,797	27,09
-TIMAH	17,835	21,738	21,89	120,911	151,674	25,44
-ALUMINIUM	42,007	51,516	22,64	94,191	127,073	34,91
-NIKEL	14,016	14,723	5,04	119,841	126,986	5,96
-BESI/BAJA	235,066	369,867	57,35	218,716	254,183	16,22
-TEMBAGA	43,582	45,730	4,93	162,229	264,935	63,31
-SENG	453	568	25,28	576	756	31,25
-LOGAM TIDAK MULIA LAIN	8,856	8,743	-1,27	31,676	25,190	-20,47
TEKSTIL	271,087	290,046	6,99	1,406,996	1,450,063	3,06
-PAKAIAN JADI	57,453	58,506	1,83	836,762	849,818	1,56
-KAIN TENUN	46,736	45,035	-3,64	213,633	212,576	-0,49
-TEKSTIL LAINNYA	166,898	186,505	11,75	356,601	387,670	8,71
KARET ALAM OLAHAN	386,632	440,930	14,04	521,528	780,918	49,74
-BARANG DARI KARET	67,786	67,879	0,14	150,345	178,839	18,95
-SHEET	64,906	50,351	-22,42	76,211	82,993	8,9
-CRUMB RUBBER	251,903	321,752	27,73	292,557	517,495	76,89
-CREPE	2,038	948	-53,5	2,415	1,591	-34,14
MAKANAN TERNAK	406,993	504,589	23,98	24,084	29,487	22,43
-BUNGKIL KELAPA	74,344	75,303	1,29	5,719	3,882	-32,12
-DEDAK/BEKATUL	53,918	56,557	4,9	5,360	5,221	-2,61
-LAINNYA	278,731	372,729	33,72	13,005	20,384	56,74
MINYAK ATSIRI DAN LAINNYA	8,833	8,833	0	35,590	32,441	-8,85
-MINYAK NILAM	492	423	-14,03	7,413	7,085	-4,42
-MINYAK ATSIRI LAINNYA	297	160	-46,03	5,672	2,416	-57,4
-WANGI-WANGIAN DARI MIN	8,044	8,250	2,56	22,505	22,939	1,93
ROTAN OLAHAN	3,452	2,321	-32,77	2,376	2,056	-13,49
MINYAK NABATI	1,487,986	2,211,819	48,65	588,551	830,184	41,06
-MINYAK KELAPA SAWIT	1,256,361	1,809,808	44,05	450,696	648,042	43,79
-MINYAK BIJI KELAPA SAWIT	135,937	244,050	79,53	79,023	106,922	35,31
-MINYAK NABATI LAIN	95,688	157,961	65,08	58,832	75,221	27,86
ASAM BERLEMAK	113,892	107,273	-5,81	63,710	54,076	-15,12
-STEARIN	32,245	34,435	6,79	15,865	15,505	-2,27
-ASAM BERLEMAK LAIN	81,647	72,838	-10,79	47,845	38,571	-19,38
ALAT LISTRIK, UKUR, FOGRAFI, I	101,411	114,093	12,51	1,144,939	1,163,528	1,62
-ALAT LISTRIK	72,290	81,862	13,24	633,603	687,465	8,5
-DIODE TRANSISTOR	331	216	-34,73	22,258	18,348	-17,57
-AUDIO VISUAL	27,613	30,447	10,26	461,479	413,766	-10,34
-FOTOGRAFI DAN OPTIK	462	528	14,12	17,603	33,214	88,68
-ALAT UKUR	38	35	-7	2,277	402	-82,34
-LONCENG, ARLOJI DAN BAC	677	1,005	48,41	7,719	10,333	33,86
MAKANAN OLAHAN	257,342	259,650	0,9	292,478	293,529	0,36
-COKLAT OLAHAN	12,319	16,355	32,76	29,900	36,330	21,51
-GULA TETES	27,612	67,581	144,75	1,534	7,495	388,63
-KERUPUK UDANG	720	793	10,14	933	1,176	25,96
-BUAH/SAYURAN OLAHAN	86,993	79,743	-8,33	56,007	43,022	-23,18
-MINUMAN OLAHAN	13,858	8,992	-35,11	6,147	4,529	-26,32
-ROKOK DAN TEMBAKAU OL	10,362	9,378	-9,5	45,387	42,139	-7,16
-DAGING TERNAK	490	527	7,38	1,318	2,165	64,33
-DAGING UNGGAS	0	0	-	0	18	-
-IKAN OLAHAN	24,152	23,656	-2,05	74,711	78,254	4,74
-BERAS GILING	10,662	171	-98,39	2,163	86	-96,01
-KOPI OLAHAN	95	0	-99,49	64	1	-99,22
-TEH OLAHAN	8,551	9,464	10,68	11,181	11,996	7,29
-GULA PASIR	10	37	278,14	21	34	67,35

-GULA LAINNYA	898	653	-27,24	535	362	-32,41
-MAKANAN OLAHAN LAINNYA	60,619	42,299	-30,22	62,577	65,922	5,34
SEMEN	645,189	1,020,540	58,18	17,112	30,956	80,9
BARANG ANYAMAN	4,153	4,561	9,83	10,886	11,340	4,18
-DARI ROTAN	1,944	1,443	-25,76	4,402	3,597	-18,27
-DARI BAHAN LAINNYA	2,209	3,118	41,15	6,484	7,743	19,42
MEUBEL DAN BAGIAN-BAGIANN	156,733	151,776	-3,16	340,526	328,584	-3,51
-DARI ROTAN	22,377	20,248	-9,51	59,258	55,714	-5,98
-DARI BAHAN LAINNYA	134,356	131,528	-2,11	281,268	272,870	-2,99
BAHAN KIMIA	697,157	705,859	1,25	381,826	354,500	-7,16
-AN ORGANIK	207,544	305,337	47,12	50,282	97,156	93,22
-ORGANIK	428,611	314,789	-26,56	308,835	228,077	-26,15
-LAINNYA	61,001	85,733	40,54	22,708	29,267	28,88
PUPUK	59,088	47,794	-19,11	12,674	11,233	-11,37
PRODUK PHARMASI	1,395	1,525	9,36	21,986	20,280	-7,76
KULIT DAN BARANG DARI KULIT	2,200	2,745	24,77	17,476	24,026	37,49
KACA DAN BARANG DARI KACA	139,185	116,655	-16,19	62,512	59,093	-5,47
KERTAS DAN BARANG DARI KERTAS	487,389	553,935	13,65	359,936	410,594	14,07
INDUSTRI LAINNYA	1,252,982	1,053,359	-15,93	1,992,251	2,126,469	6,74
-GLISEROL DAN LARUTAN ALKOHOL	3,755	3,809	1,45	2,090	1,374	-34,27
-MARGARIN DAN LEMAK LAINNYA	42,393	51,676	21,9	21,040	23,802	13,13
-SABUN MANDI DAN CUCI	67,529	72,438	7,27	49,335	52,339	6,09
-BAHAN CELUP ORGANIK SINTETIS	5,736	6,342	10,57	16,848	19,087	13,29
-PREPARAT PEMBASMI KUMBUH	5,365	6,232	16,17	11,904	12,088	1,54
-DAMAR TIRUAN, BAHAN PLASTIK	169,859	199,993	17,74	241,388	267,559	10,84
-BAHAN KERTAS	438,528	257,856	-41,2	148,486	98,570	-33,62
-ALAS KAKI (KULIT, KARET DAN LAINNYA)	17,410	18,665	7,21	237,028	265,838	12,15
-PRODUK KERAMIK	98,332	88,524	-9,97	40,661	44,148	8,58
-EMAS BATANGAN	5	8	69,74	49,435	103,504	109,37
-PESAWAT UDARA DAN BAGIAN-BAGIANN	265	1,196	351,96	7,395	61,854	736,48
-KAPAL LAUT DAN SEJENISNYA	31,693	47,934	51,25	31,924	38,217	19,71
-PERLENGKAPAN OLAHRAGA	3,763	4,178	11,05	26,411	26,508	0,37
-PENA DAN PENSIL	780	1,355	73,62	5,772	8,611	49,2
-BATU SEMI PERMATA	0	0	59,57	4	2	-47,64
-KOPER, TAS, DUMPET PLASTIK	1,868	1,415	-24,25	7,852	8,408	7,08
-BARANG DARI LOGAM MULIA	50	66	32,43	12,036	13,668	13,57
-PETI KEMAS	11,326	812	-92,83	11,191	860	-92,32
-KOMPUTER DAN BAGIANNYA	13,319	15,385	15,52	225,269	253,295	12,44
-KENDARAAN BERMOTOR ROKET	633	632	-0,07	5,010	4,975	-0,71
-KENDARAAN BERMOTOR ROKET	5,934	7,266	22,44	43,103	41,872	-2,85
-SUKU CADANG MESIN	16,018	15,326	-4,33	223,119	111,755	-49,91
-SUKU CADANG KENDARAAN	26,596	28,578	7,45	152,553	170,076	11,49
-UBI KAYU OLAHAN	38,020	13,063	-65,64	3,720	1,361	-63,41
-INDUSTRI LAINNYA	253,808	210,609	-17,02	418,678	496,699	18,63

TABEL 4. PERKEMBANGAN EKSPOR KOMODITI HASIL PERTAMBANGAN

JENIS BARANG	BERAT BERSIH (RIBU TON)		PERUBAHAN	NILAI FOB (JUTA US \$)		Perubahan
	JAN - FEB 2005	JAN - FEB 2006	%	JAN - FEB 2005	JAN - FEB 2006	%
(1)	(2)	(3)	(4)	(5)	(6)	(7)
TOTAL PERTAMBANGAN	19,852,087	31,230,390	57,32	886,492	1,528,704	72,44
BIJI TEMBAGA	289,027	287,106	-0,66	371,875	539,314	45,03
BIJI NIKEL	382,597	543,173	41,97	19,360	20,606	6,43
BAUKSIT	304,181	700,027	130,14	4,145	6,903	66,53
BIJI TIMAH/TIN	1,178	66	-94,43	338	63	-81,31
BATU BARA	16,175,534	27,315,905	68,87	473,666	937,709	97,97
GRANIT	1,340,798	925,221	-30,99	4,636	2,989	-35,52
PASIR ALAM	680,528	600,809	-11,71	1,388	4,316	210,86
HASIL TAMBANG LAIN	678,244	858,082	26,52	11,083	16,804	51,61

TABEL 5. PERKEMBANGAN EKSPOR INDONESIA MENURUT KOMODITI DAN NEGARA TUJUAN

JENIS BARANG	BERAT BERSIH (KG)		PERUBAHAN	NILAI FOB (US \$)		Perubahan
	JAN - JAN 2005	JAN - JAN 2006	%	JAN - JAN 2005	JAN - JAN 2006	%
(1)	(2)	(3)	(4)	(5)	(6)	(7)
MINYAK MENTAH	1.819.029.321	1.614.270.096	-11,26	548.305.837	717.998.718	30,95
JAPAN	435.855.321	561.326.000	28,79	134.798.354	249.981.229	85,45
KOREA, REPUBLIC OF	532.105.000	255.439.000	-51,99	153.383.733	111.842.614	-27,08
TAIWAN	0	69.552.000	-	0	28.460.603	-
CHINA	417.453.000	231.722.000	-44,49	124.343.593	102.272.159	-17,75
THAILAND	38.422.000	112.261.000	192,18	12.390.887	49.242.064	297,41
SINGAPORE	122.706.000	21.232.003	-82,7	35.972.056	10.012.516	-72,17
MALAYSIA	0	45.155.089	-	0	19.681.619	-
AUSTRALIA	202.551.000	200.134.000	-1,19	66.855.014	95.020.662	42,13
NEW ZEALAND	29.494.000	40.447.000	37,14	9.610.259	19.395.000	101,82
UNITED STATES	40.443.000	77.002.002	90,4	10.951.941	32.090.232	193,01
CANADA	0	2	-	0	20	-
HASIL MINYAK	314.721.443	630.722.801	100,41	68.336.853	241.630.023	253,59
JAPAN	75.979.017	380.222.707	400,43	22.468.213	136.908.536	509,34
KOREA, REPUBLIC OF	65.299.000	27.553.000	-57,8	11.190.709	9.549.038	-14,67
TAIWAN	3	0	-100	3	0	-100
CHINA	405.000	22.074.000	5350,37	388.750	8.845.788	2175,44
THAILAND	68.800	414.000	501,74	48.529	327.537	574,93
SINGAPORE	15.006.389	195.573.537	1203,27	3.421.881	84.219.535	2361,21
PHILIPPINES	170.624	170.520	-0,06	81.536	116.816	43,27
MALAYSIA	37.833.552	1.466.984	-96,12	7.004.398	213.773	-96,95
INDIA	0	25	-	0	368	-
BANGLADESH	20.818	306.900	1374,21	47.214	240.291	408,94
AUSTRALIA	30.490.000	13.600	-99,96	5.200.154	12.784	-99,75
EAST TIMOR	2.995.145	2.927.525	-2,26	1.431.417	1.195.553	-16,48
UNITED STATES	86.453.001	0	-100	17.053.984	0	-100
GERMANY, FED. REP. OF	5	0	-100	5	0	-100
BELGIUM	1	0	-100	1	0	-100
FINLAND	0	3	-	0	4	-
RUSSIA FEDERATION	88	0	-100	59	0	-100
GAS ALAM	2.124.240.034	2.058.171.481	-3,11	607.937.531	865.150.923	42,31
JAPAN	1.351.660.468	1.220.572.633	-9,7	365.849.678	451.651.256	23,45
KOREA, REPUBLIC OF	514.557.265	523.735.756	1,78	158.777.188	254.182.269	60,09
TAIWAN	244.568.884	0	-100	75.221.296	0	-100
CHINA	5.302.117	311.069.392	5766,89	3.896.293	157.696.047	3947,34
THAILAND	1.500.000	1.050.000	-30	735.000	630.000	-14,29
PHILIPPINES	0	1.743.700	-	0	991.351	-
EAST TIMOR	12.000	0	-100	5.640	0	-100
ITALY	6.639.300	0	-100	3.452.436	0	-100
KARET ALAM	360.307	1.207.767	235,2	481.165	1.635.830	239,97
JAPAN	52.220	16.200	-68,98	172.035	75.507	-56,11
HONG KONG	0	102.500	-	0	121.975	-
KOREA, REPUBLIC OF	0	108	-	0	6.974	-
TAIWAN	13.662	0	-100	12.958	0	-100
CHINA	0	675.000	-	0	933.180	-
SINGAPORE	154.020	34.650	-77,5	154.126	16.325	-89,41
MALAYSIA	0	360.000	-	0	426.800	-
AUSTRALIA	40	0	-100	45	0	-100
NEW ZEALAND	100.080	0	-100	80.364	0	-100
UNITED STATES	0	324	-	0	15.048	-
BRAZIL	144	0	-100	5.616	0	-100
NETHERLANDS	18.641	18.984	1,84	36.886	40.007	8,46
GERMANY, FED. REP. OF	0	1	-	0	14	-
BELGIUM	21.500	0	-100	19.135	0	-100
KOPI	25.251.871	27.908.939	10,52	26.686.353	36.232.926	35,77
JAPAN	4.309.158	4.209.737	-2,31	4.972.845	5.605.000	12,71
HONG KONG	89.400	36.597	-59,06	79.666	54.697	-31,34
KOREA, REPUBLIC OF	36.600	542.360	1381,86	42.434	510.854	1103,88
TAIWAN	369.144	377.999	2,4	701.711	621.350	-11,45
CHINA	143.962	184.800	28,37	182.653	190.083	4,07

TABEL 5. PERKEMBANGAN EKSPOR INDONESIA MENURUT KOMODITI DAN NEGARA TUJUAN

JENIS BARANG	BERAT BERSIH (KG)		PERUBAHAN	NILAI FOB (US \$)		Perubahan
	JAN - JAN 2005	JAN - JAN 2006	%	JAN - JAN 2005	JAN - JAN 2006	%
(1)	(2)	(3)	(4)	(5)	(6)	(7)
MACAU	18.000	18.000	0	14.810	43.200	191,69
SINGAPORE	809.100	466.799	-42,31	812.002	522.008	-35,71
PHILIPPINES	57.600	56.400	-2,08	38.976	154.811	297,2
MALAYSIA	416.998	356.200	-14,58	276.857	383.378	38,48
INDIA	628.966	1.091.123	73,48	309.391	968.000	212,87
IRAN (ISLAMIC REPUBLIC)	72.000	180.000	150	57.600	172.800	200
OMAN	18.000	0	-100	21.590	0	-100
UNITED ARAB EMIRATES	17.100	0	-100	15.741	0	-100
EGYPT	907.800	713.388	-21,42	579.000	677.352	16,99
MOROCCO	506.400	311.998	-38,39	373.458	417.452	11,78
ALGERIA	1.433.400	1.173.000	-18,17	889.874	1.089.516	22,43
SOUTH AFRICA	0	54.000	-	0	58.752	-
AUSTRALIA	36.000	224.400	523,33	61.380	277.052	351,37
NEW ZEALAND	6.000	16.500	175	23.700	43.312	82,75
UNITED STATES	5.743.699	7.283.320	26,81	9.259.085	11.641.368	25,73
CANADA	106.200	177.900	67,51	297.671	391.734	31,6
MEXICO	0	36.000	-	0	117.900	-
ECUADOR	162.000	307.200	89,63	87.912	244.285	177,87
UNITED KINGDOM	423.000	854.999	102,13	513.029	862.126	68,05
NETHERLANDS	35.100	189.000	438,46	67.789	398.385	487,68
FRANCE	520.200	213.000	-59,05	288.693	205.695	-28,75
GERMANY, FED. REP. OF	3.677.100	2.533.200	-31,11	3.043.371	3.823.617	25,64
AUSTRIA	0	42.000	-	0	31.248	-
BELGIUM	500.100	777.000	55,37	444.763	892.265	100,62
SWITZERLAND	144.000	450.600	212,92	299.394	716.675	139,38
DENMARK	88.500	57.624	-34,89	117.990	106.397	-9,83
SWEDEN	75.000	36.000	-52	86.745	64.485	-25,66
IRELAND	72.000	18.000	-75	177.403	66.707	-62,4
ITALY	1.681.544	1.715.700	2,03	1.299.611	1.815.145	39,67
SPAIN	91.600	977.000	966,59	70.376	1.017.122	1345,27
PORTUGAL	56.400	95.400	69,15	37.569	110.837	195,02
GREECE	118.200	92.100	-22,08	77.103	89.958	16,67
POLAND	472.800	556.800	17,77	233.407	441.706	89,24
ROMANIA	509.400	567.600	11,43	277.468	478.332	72,39
BULGARIA	676.800	527.500	-22,06	406.494	520.950	28,16
ESTONIA	0	2.495	-	0	42	-
GEORGIA	222.600	313.200	40,7	146.792	262.330	78,71
RUSSIA FEDERATION	0	72.000	-	0	144.000	-
KAYU BULAT	16.705	295	-98,23	17.181	5.506	-67,95
JAPAN	12	8	-33,33	245	100	-59,18
TAIWAN	16.478	0	-100	8.540	0	-100
SINGAPORE	112	155	38,39	4.359	2.031	-53,41
UNITED ARAB EMIRATES	100	127	27	4.002	3.312	-17,24
UNITED STATES	3	3	0	35	35	0
SWITZERLAND	0	2	-	0	28	-
UDANG SEGAR/BEKU	9.769.801	11.490.324	17,61	62.813.591	73.823.942	17,53
JAPAN	3.590.504	4.100.977	14,22	30.423.541	32.411.356	6,53
HONG KONG	366.941	520.645	41,89	1.424.762	2.137.318	50,01
KOREA, REPUBLIC OF	74.144	76.640	3,37	304.104	469.340	54,34
TAIWAN	181.000	99.533	-45,01	400.545	272.100	-32,07
CHINA	190.283	225.251	18,38	1.017.366	1.305.628	28,33
THAILAND	30.474	27.503	-9,75	109.002	124.064	13,82
SINGAPORE	184.934	300.882	62,7	367.541	595.720	62,08
PHILIPPINES	8.743	0	-100	42.275	0	-100
MALAYSIA	160.806	171.177	6,45	266.874	253.361	-5,06
VIET NAM	119.991	67.965	-43,36	721.429	577.221	-19,99
INDIA	84.995	0	-100	70.003	0	-100
REUNION	22.028	57.724	162,05	138.175	354.396	156,48
SOUTH AFRICA	3.852	0	-100	23.690	0	-100
MAURITIUS	18.324	10.980	-40,08	104.682	70.282	-32,86
AUSTRALIA	414.080	47.480	-88,53	1.824.794	187.822	-89,71

TABEL 5. PERKEMBANGAN EKSPOR INDONESIA MENURUT KOMODITI DAN NEGARA TUJUAN

JENIS BARANG	BERAT BERSIH (KG)		PERUBAHAN	NILAI FOB (US \$)		Perubahan
	JAN - JAN 2005	JAN - JAN 2006	%	JAN - JAN 2005	JAN - JAN 2006	%
(1)	(2)	(3)	(4)	(5)	(6)	(7)
UNITED STATES	2.509.281	3.828.714	52,58	15.324.918	24.147.044	57,57
CANADA	270.507	51.433	-80,99	1.755.195	249.599	-85,78
PUERTO RICO	19.705	15.981	-18,9	131.104	93.560	-28,64
UNITED KINGDOM	448.043	667.207	48,92	2.626.487	4.256.327	62,05
NETHERLANDS	73.981	66.890	-9,58	495.705	373.586	-24,64
FRANCE	86.694	181.283	109,11	633.054	1.127.791	78,15
GERMANY, FED. REP. OF	53.121	164.017	208,76	272.503	859.710	215,49
BELGIUM	656.449	585.573	-10,8	3.417.733	2.913.444	-14,76
DENMARK	3.620	52.100	1339,23	17.191	192.939	1022,33
ITALY	141.525	100.495	-28,99	709.998	376.268	-47
SPAIN	44.400	63.320	42,61	166.786	391.846	134,94
PORTUGAL	11.376	6.530	-42,6	24.134	83.115	244,39
GREECE	0	24	-	0	105	-
TEH	5.138.601	3.345.658	-34,89	4.986.329	3.855.840	-22,67
JAPAN	0	19.381	-	0	63.485	-
HONG KONG	0	974	-	0	3.417	-
KOREA, REPUBLIC OF	0	499	-	0	2.883	-
TAIWAN	0	36.056	-	0	46.455	-
CHINA	0	23.999	-	0	18.888	-
SINGAPORE	62.405	12.287	-80,31	66.720	11.981	-82,04
PHILIPPINES	0	168	-	0	982	-
MALAYSIA	546.493	126.815	-76,79	436.261	115.652	-73,49
INDIA	68.600	115.460	68,31	59.015	108.057	83,1
PAKISTAN	736.931	264.148	-64,16	940.447	368.480	-60,82
SRI LANKA	32.280	45.396	40,63	33.154	45.401	36,94
AFGHANISTAN	107.670	30.829	-71,37	101.792	30.670	-69,87
IRAN (ISLAMIC REPUBLIC)	154.032	18.000	-88,31	108.771	18.180	-83,29
SAUDI ARABIA	31.125	15.061	-51,61	14.634	7.920	-45,88
JORDAN	0	7.700	-	0	9.494	-
UNITED ARAB EMIRATES	70.149	354.436	405,26	86.631	289.622	234,32
SOMALIA	64.200	0	-100	22.851	0	-100
KENYA	50.000	0	-100	24.000	0	-100
AUSTRALIA	15.558	28.669	84,27	20.798	81.575	292,23
NEW ZEALAND	20.600	50.338	144,36	16.019	41.992	162,14
SAMOA	1.381	1.999	44,75	1.900	1.640	-13,68
UNITED STATES	280.974	140.550	-49,98	377.361	194.536	-48,45
UNITED KINGDOM	538.663	476.837	-11,48	533.678	517.966	-2,94
NETHERLANDS	201.687	164.708	-18,33	175.196	181.210	3,43
GERMANY, FED. REP. OF	461.858	529.794	14,71	422.163	790.555	87,26
SWITZERLAND	21.200	0	-100	20.118	0	-100
IRELAND	0	12.400	-	0	12.896	-
POLAND	565.920	104.160	-81,59	347.518	79.258	-77,19
UKRAINE	143.960	126.080	-12,42	144.259	136.044	-5,69
LATVIA	0	7.000	-	0	10.500	-
RUSSIA FEDERATION	962.915	631.914	-34,37	1.033.043	666.101	-35,52
-LADA HITAM	1.225.400	1.710.824	39,61	1.616.857	2.184.806	35,13
JAPAN	0	29.088	-	0	63.480	-
KOREA, REPUBLIC OF	15.000	0	-100	20.775	0	-100
TAIWAN	15.000	0	-100	22.580	0	-100
SINGAPORE	0	25.000	-	0	22.225	-
MALAYSIA	0	7.380	-	0	6.881	-
INDIA	85.400	54.000	-36,77	115.760	71.140	-38,55
UNITED STATES	820.000	1.464.338	78,58	1.101.992	1.873.283	69,99
CANADA	15.000	18	-99,88	19.500	57	-99,71
UKRAINE	0	131.000	-	0	147.740	-
RUSSIA FEDERATION	275.000	0	-100	336.250	0	-100
-LADA PUTIH	1.528.498	1.165.437	-23,75	4.185.562	2.347.793	-43,91
JAPAN	45.000	60.000	33,33	102.255	128.100	25,28
TAIWAN	15.000	49.000	226,67	28.190	97.805	246,95
SINGAPORE	927.098	493.999	-46,72	2.861.742	1.001.331	-65,01
MALAYSIA	0	34.956	-	0	45.185	-

TABEL 5. PERKEMBANGAN EKSPOR INDONESIA MENURUT KOMODITI DAN NEGARA TUJUAN

JENIS BARANG	BERAT BERSIH (KG)		PERUBAHAN	NILAI FOB (US \$)		Perubahan
	JAN - JAN 2005	JAN - JAN 2006	%	JAN - JAN 2005	JAN - JAN 2006	%
(1)	(2)	(3)	(4)	(5)	(6)	(7)
INDIA	27.600	51.000	84,78	42.411	104.200	145,69
UNITED STATES	111.800	166.000	48,48	248.271	350.656	41,24
CANADA	0	32	-	0	100	-
UNITED KINGDOM	0	30.000	-	0	60.450	-
NETHERLANDS	235.000	151.000	-35,74	548.580	284.275	-48,18
GERMANY, FED. REP. OF	60.000	107.000	78,33	131.050	234.925	79,26
BELGIUM	60.000	15.000	-75	132.613	31.725	-76,08
SWEDEN	47.000	0	-100	90.450	0	-100
BULGARIA	0	7.450	-	0	9.041	-
-KAYU MANIS DAN BUNGANYA	2.813.856	2.483.409	-11,74	1.510.931	1.271.262	-15,86
KOREA, REPUBLIC OF	38.873	0	-100	21.618	0	-100
CHINA	0	24.000	-	0	17.880	-
THAILAND	175.001	113.500	-35,14	94.856	60.180	-36,56
SINGAPORE	76.357	24.447	-67,98	47.086	19.959	-57,61
PHILIPPINES	0	2	-	0	2	-
MALAYSIA	60.757	74.361	22,39	32.391	31.709	-2,11
INDIA	49.000	58.662	19,72	36.976	46.118	24,72
JORDAN	7.999	0	-100	2.200	0	-100
LEBANON	0	8.000	-	0	5.120	-
TURKEY	0	59.999	-	0	25.190	-
UNITED ARAB EMIRATES	63.873	42.560	-33,37	15.118	25.477	68,52
EGYPT	0	11	-	0	5.500	-
MOROCCO	22.000	50.000	127,27	9.170	20.250	120,83
ALGERIA	73.039	0	-100	37.641	0	-100
SOUTH AFRICA	20.000	0	-100	11.400	0	-100
MAURITIUS	0	8.000	-	0	4.240	-
AUSTRALIA	20.999	0	-100	17.550	0	-100
UNITED STATES	1.258.793	1.200.337	-4,64	640.075	587.318	-8,24
CANADA	69.500	121.998	75,54	38.634	57.210	48,08
MEXICO	0	27.000	-	0	5.900	-
PANAMA	0	11.000	-	0	8.019	-
VENEZUELA	34.000	0	-100	16.417	0	-100
BRAZIL	139.749	68.000	-51,34	66.936	32.020	-52,16
DOMINICAN REPUBLIC	158.250	145.079	-8,32	75.149	55.227	-26,51
UNITED KINGDOM	12.000	2.000	-83,33	5.090	13.459	164,42
NETHERLANDS	277.657	247.692	-10,79	197.886	137.686	-30,42
FRANCE	22.000	20.999	-4,55	13.552	10.765	-20,57
GERMANY, FED. REP. OF	129.010	48.999	-62,02	69.180	28.290	-59,11
BELGIUM	0	26.998	-	0	20.980	-
SWEDEN	20.000	20.000	0	10.400	9.000	-13,46
ITALY	29.000	3.474	-88,02	13.165	4.780	-63,69
SPAIN	0	22.000	-	0	9.895	-
PORTUGAL	18.000	0	-100	17.505	0	-100
GREECE	37.999	17.997	-52,64	20.936	11.363	-45,73
POLAND	0	12.000	-	0	5.520	-
BULGARIA	0	2.294	-	0	1.950	-
RUSSIA FEDERATION	0	22.000	-	0	10.255	-
-BIJI PALA & BUNGANYA DAN	1.483.543	1.024.189	-30,96	3.853.357	2.984.712	-22,54
JAPAN	51.853	57.968	11,79	272.763	417.804	53,17
HONG KONG	27.250	823	-96,98	48.038	1.700	-96,46
CHINA	40.000	0	-100	22.000	0	-100
THAILAND	15.901	0	-100	88.213	0	-100
SINGAPORE	221.343	41.112	-81,43	1.017.804	108.468	-89,34
PHILIPPINES	12.000	14	-99,88	37.120	66	-99,82
MALAYSIA	77.430	46.811	-39,54	75.137	13.211	-82,42
VIET NAM	311.327	375.264	20,54	287.638	691.927	140,55
INDIA	32.625	54.908	68,3	38.589	191.371	395,92
PAKISTAN	38.258	25.925	-32,24	82.748	86.572	4,62
BANGLADESH	0	7.980	-	0	47.880	-
SAUDI ARABIA	7.416	7.342	-1	2.742	2.962	8,02
YEMEN	0	5.815	-	0	5.250	-

TABEL 5. PERKEMBANGAN EKSPOR INDONESIA MENURUT KOMODITI DAN NEGARA TUJUAN

JENIS BARANG	BERAT BERSIH (KG)		PERUBAHAN	NILAI FOB (US \$)		Perubahan
	JAN - JAN 2005	JAN - JAN 2006	%	JAN - JAN 2005	JAN - JAN 2006	%
(1)	(2)	(3)	(4)	(5)	(6)	(7)
UNITED ARAB EMIRATES	300	0	-100	4.019	0	-100
MOROCCO	15.000	0	-100	55.798	0	-100
NEW ZEALAND	0	134	-	0	144	-
UNITED STATES	25.328	81.082	220,13	85.142	331.466	289,31
CANADA	0	111	-	0	343	-
ARGENTINA	10.000	0	-100	32.000	0	-100
BRAZIL	52.000	26.300	-49,42	167.900	69.840	-58,4
NETHERLANDS	307.531	152.073	-50,55	748.332	570.289	-23,79
FRANCE	0	27.500	-	0	89.150	-
GERMANY, FED. REP. OF	96.000	31.760	-66,92	368.425	123.341	-66,52
BELGIUM	72.538	24.661	-66	244.460	130.228	-46,73
ITALY	42.443	15.344	-63,85	91.864	33.870	-63,13
SPAIN	12.000	14.000	16,67	49.250	13.500	-72,59
PORTUGAL	0	15.000	-	0	40.449	-
BULGARIA	0	12.262	-	0	14.881	-
RUSSIA FEDERATION	15.000	0	-100	33.375	0	-100
-PANILI	2.011	13.881	590,25	58.117	185.250	218,75
MALAYSIA	0	6.000	-	0	12.840	-
UNITED STATES	1.440	6.644	361,39	33.874	107.716	217,99
DOMINICA	0	100	-	0	3.685	-
UNITED KINGDOM	71	479	574,65	3.243	23.709	631,08
GERMANY, FED. REP. OF	500	658	31,6	21.000	37.300	77,62
-LAINNYA	995.238	1.111.003	11,63	1.025.121	2.076.723	102,58
JAPAN	51.767	31.842	-38,49	104.285	168.246	61,33
HONG KONG	157.765	30.763	-80,5	76.044	79.889	5,06
KOREA, REPUBLIC OF	17.619	27.110	53,87	19.766	37.992	92,21
TAIWAN	0	161	-	0	172	-
CHINA	25.088	15.000	-40,21	37.632	1.500	-96,01
THAILAND	5.301	0	-100	23.711	0	-100
SINGAPORE	89.471	145.434	62,55	48.964	339.365	593,09
PHILIPPINES	0	34	-	0	164	-
MALAYSIA	114.475	64.196	-43,92	23.639	15.930	-32,61
NEPAL	0	54.000	-	0	63.490	-
VIET NAM	164.664	22.133	-86,56	156.242	21.846	-86,02
INDIA	114.998	348.787	203,3	84.656	825.497	875,12
PAKISTAN	25.420	37.680	48,23	5.084	11.868	133,44
BANGLADESH	0	49.000	-	0	70.000	-
SAUDI ARABIA	65.666	76.368	16,3	236.073	197.030	-16,54
YEMEN	0	30.631	-	0	48.039	-
SYRIA ARAB REPUBLIC	60.000	0	-100	15.709	0	-100
UNITED ARAB EMIRATES	36.999	36.055	-2,55	134.490	17.631	-86,89
BENIN	0	12.000	-	0	12	-
SOUTH AFRICA	0	18.025	-	0	4.760	-
AUSTRALIA	59	21.934	37076,27	59	42.942	72683,05
NEW ZEALAND	0	380	-	0	1.968	-
UNITED STATES	914	8.177	794,64	1.864	44.605	2292,97
CANADA	0	50	-	0	154	-
UNITED KINGDOM	9.082	0	-100	4.630	0	-100
NETHERLANDS	24.794	28.533	15,08	33.252	43.317	30,27
FRANCE	0	7.800	-	0	9.215	-
GERMANY, FED. REP. OF	20.000	0	-100	5.500	0	-100
BELGIUM	0	40.600	-	0	25.376	-
ITALY	156	1.930	1137,18	321	2.825	780,06
BULGARIA	0	2.380	-	0	2.890	-
UKRAINE	11.000	0	-100	13.200	0	-100
TEMBAKAU	1.932.768	1.898.936	-1,75	3.685.529	2.910.670	-21,02
SINGAPORE	106.920	60	-99,94	48.114	30	-99,94
PHILIPPINES	114.012	0	-100	346.743	0	-100
MALAYSIA	19.200	16.220	-15,52	2.120	2.433	14,76
VIET NAM	0	20.000	-	0	14.000	-
SRI LANKA	34.125	4.819	-85,88	560.477	31.324	-94,41

TABEL 5. PERKEMBANGAN EKSPOR INDONESIA MENURUT KOMODITI DAN NEGARA TUJUAN

JENIS BARANG	BERAT BERSIH (KG)		PERUBAHAN	NILAI FOB (US \$)		Perubahan
	JAN - JAN 2005	JAN - JAN 2006	%	JAN - JAN 2005	JAN - JAN 2006	%
(1)	(2)	(3)	(4)	(5)	(6)	(7)
UNITED ARAB EMIRATES	307.078	0	-100	556.722	0	-100
EGYPT	170.000	154.000	-9,41	87.360	123.200	41,03
SOUTH AFRICA	20.000	0	-100	9.000	0	-100
UNITED STATES	276.455	703.817	154,59	280.480	588.544	109,83
NICARAGUA	17.591	18.030	2,5	109.492	36.614	-66,56
PUERTO RICO	108.264	180.000	66,26	166.726	108.000	-35,22
DOMINICAN REPUBLIC	18.000	18.000	0	34.993	427.253	1120,97
NETHERLANDS	12.865	18.000	39,91	90.782	26.110	-71,24
FRANCE	99.600	87.428	-12,22	197.392	67.994	-65,55
GERMANY, FED. REP. OF	20.050	43.820	118,55	12.025	94.060	682,2
BELGIUM	351.671	231.476	-34,18	808.000	508.153	-37,11
SPAIN	13.917	39.352	182,76	233.905	719.585	207,64
UKRAINE	0	37.290	-	0	14.273	-
LITHUANIA	37.620	0	-100	49.658	0	-100
RUSSIA FEDERATION	205.400	326.624	59,02	91.540	149.097	62,88
BIJI COKLAT	19.132.450	36.138.636	88,89	26.334.884	42.522.409	61,47
JAPAN	112.500	34.000	-69,78	179.375	62.675	-65,06
CHINA	650.000	1.150.000	76,92	1.020.300	1.495.425	46,57
THAILAND	1.344.434	874.992	-34,92	1.963.894	1.185.854	-39,62
SINGAPORE	3.375.000	2.071.000	-38,64	4.410.103	2.817.180	-36,12
MALAYSIA	5.377.902	19.119.003	255,51	7.266.834	21.965.889	202,28
SRI LANKA	0	15.000	-	0	22.850	-
UNITED STATES	8.160.000	8.263.398	1,27	11.301.933	9.283.463	-17,86
BRAZIL	0	4.473.743	-	0	5.427.252	-
NETHERLANDS	37.500	50.000	33,33	33.000	90.000	172,73
FRANCE	114	0	-100	139	0	-100
GERMANY, FED. REP. OF	75.000	37.500	-50	159.306	94.321	-40,79
BELGIUM	0	50.000	-	0	77.500	-
-IKAN TONGKOL/TUNA	3.428.481	4.112.502	19,95	11.762.552	12.399.357	5,41
JAPAN	2.077.602	2.390.408	15,06	8.084.641	9.236.535	14,25
HONG KONG	40.940	12.204	-70,19	46.681	23.535	-49,58
KOREA, DEMOCRATIC PEC	0	1.067	-	0	5.335	-
KOREA, REPUBLIC OF	223.932	1.068	-99,52	264.004	6.330	-97,6
TAIWAN	34.757	625	-98,2	30.524	381	-98,75
CHINA	79.802	27.135	-66	79.477	22.315	-71,92
THAILAND	30.341	747.049	2362,18	32.268	560.240	1636,21
SINGAPORE	340.640	338.379	-0,66	944.124	1.011.211	7,11
PHILIPPINES	9.098	0	-100	5.785	0	-100
MALAYSIA	39.631	12.192	-69,24	82.489	8.534	-89,65
VIET NAM	0	9.574	-	0	12.600	-
LEBANON	728	902	23,9	2.914	3.608	23,82
UNITED ARAB EMIRATES	1	0	-100	1	0	-100
MAURITIUS	0	10.761	-	0	19.691	-
AUSTRALIA	39.646	31.738	-19,95	173.454	140.604	-18,94
UNITED STATES	280.566	274.990	-1,99	1.246.903	623.663	-49,98
MEXICO	0	20.726	-	0	41.042	-
PUERTO RICO	19.974	129	-99,35	69.595	629	-99,1
UNITED KINGDOM	43.432	32.313	-25,6	70.041	32.313	-53,87
NETHERLANDS	159.826	133.439	-16,51	611.388	381.318	-37,63
FRANCE	0	15.885	-	0	77.166	-
GERMANY, FED. REP. OF	6.965	20.838	199,18	16.763	48.981	192,2
BELGIUM	0	28.756	-	0	136.352	-
HUNGARY	600	0	-100	1.500	0	-100
RUSSIA FEDERATION	0	2.324	-	0	6.974	-
-UBUR-UBUR	429.836	148.485	-65,46	600.585	314.582	-47,62
JAPAN	127.915	53.678	-58,04	310.577	172.861	-44,34
HONG KONG	8.290	300	-96,38	9.065	1.500	-83,45
KOREA, REPUBLIC OF	71.729	44.000	-38,66	70.070	70.348	0,4
TAIWAN	133.000	30.000	-77,44	152.572	39.240	-74,28
CHINA	66.924	0	-100	22.751	0	-100
SINGAPORE	164	20.110	12162,2	9.731	30.000	208,29

TABEL 5. PERKEMBANGAN EKSPOR INDONESIA MENURUT KOMODITI DAN NEGARA TUJUAN

JENIS BARANG	BERAT BERSIH (KG)		PERUBAHAN	NILAI FOB (US \$)		Perubahan
	JAN - JAN 2005	JAN - JAN 2006	%	JAN - JAN 2005	JAN - JAN 2006	%
(1)	(2)	(3)	(4)	(5)	(6)	(7)
MALAYSIA	16.728	0	-100	14.704	0	-100
UNITED STATES	887	206	-76,78	475	353	-25,68
UNITED KINGDOM	160	0	-100	575	0	-100
NETHERLANDS	89	0	-100	250	0	-100
FRANCE	3.575	191	-94,66	9.395	280	-97,02
GERMANY, FED. REP. OF	375	0	-100	420	0	-100
-KEPITING, KERANG-KERANG	4.835.474	3.162.210	-34,6	10.975.044	12.175.832	10,94
JAPAN	117.976	147.948	25,41	504.517	758.051	50,25
HONG KONG	189.941	127.884	-32,67	376.687	337.348	-10,44
KOREA, REPUBLIC OF	94.555	96.503	2,06	195.727	208.177	6,36
TAIWAN	117.743	122.768	4,27	173.867	151.527	-12,85
CHINA	641.834	685.143	6,75	307.560	369.059	20
MONGOLIA	347	0	-100	694	0	-100
THAILAND	1.793.285	160.429	-91,05	277.015	36.864	-86,69
SINGAPORE	147.526	228.581	54,94	281.788	610.286	116,58
MALAYSIA	308.427	240.048	-22,17	314.793	325.505	3,4
BRUNEI DARUSSALAM	0	3	-	0	11	-
VIET NAM	160.933	85.643	-46,78	176.012	128.933	-26,75
INDIA	0	100	-	0	1.040	-
BANGLADESH	85	0	-100	61	0	-100
CYPRUS	0	10.366	-	0	19.675	-
AUSTRALIA	396	14.740	3622,22	1.401	91.009	6396
NEW ZEALAND	0	36	-	0	100	-
UNITED STATES	779.702	828.724	6,29	7.203.819	8.138.265	12,97
CANADA	38.869	8.683	-77,66	64.114	44.262	-30,96
PUERTO RICO	69.389	13.414	-80,67	222.918	42.510	-80,93
UNITED KINGDOM	15.381	25.392	65,09	108.248	103.533	-4,36
NETHERLANDS	16.238	284	-98,25	121.902	387	-99,68
FRANCE	33.617	339	-98,99	47.016	818	-98,26
GERMANY, FED. REP. OF	1.398	2.304	64,81	3.420	2.700	-21,05
BELGIUM	34.359	1.163	-96,62	97.542	4.878	-95
SWITZERLAND	5.054	67	-98,67	13.632	175	-98,72
DENMARK	66	21	-68,18	175	100	-42,86
NORWAY	0	90	-	0	225	-
SWEDEN	0	122	-	0	475	-
ITALY	220.296	228.468	3,71	399.961	497.805	24,46
SPAIN	48.000	92.308	92,31	82.000	205.640	150,78
PORTUGAL	0	40.502	-	0	96.164	-
CZECH REPUBLIC	0	137	-	0	310	-
RUSSIA FEDERATION	57	0	-100	175	0	-100
-BEKICOT	243.773	250.173	2,63	365.927	440.730	20,44
JAPAN	2.030	0	-100	12.789	0	-100
HONG KONG	21.785	19.868	-8,8	27.925	45.052	61,33
KOREA, REPUBLIC OF	10.012	0	-100	29.146	0	-100
TAIWAN	65.648	139.508	112,51	75.132	163.278	117,32
CHINA	17.504	0	-100	8.347	0	-100
MACAU	92	0	-100	276	0	-100
THAILAND	0	162	-	0	324	-
SINGAPORE	2.600	13.110	404,23	5.000	35.974	619,48
MALAYSIA	21.230	1.934	-90,89	13.554	245	-98,19
SOUTH AFRICA	18.912	15.840	-16,24	34.800	39.600	13,79
CANADA	36.962	15.360	-58,44	62.278	38.960	-37,44
UNITED KINGDOM	0	297	-	0	577	-
FRANCE	46.998	24.026	-48,88	96.680	74.673	-22,76
BELGIUM	0	19.998	-	0	41.900	-
HUNGARY	0	19	-	0	38	-
POLAND	0	51	-	0	109	-
-IKAN LAINNYA	50.256.944	40.556.866	-19,3	22.607.505	16.395.829	-27,48
JAPAN	541.722	514.653	-5	1.869.646	866.792	-53,64
HONG KONG	558.723	634.250	13,52	2.371.637	2.106.981	-11,16
KOREA, REPUBLIC OF	1.073.524	1.414.075	31,72	877.148	874.836	-0,26

TABEL 5. PERKEMBANGAN EKSPOR INDONESIA MENURUT KOMODITI DAN NEGARA TUJUAN

JENIS BARANG	BERAT BERSIH (KG)		PERUBAHAN	NILAI FOB (US \$)		Perubahan
	JAN - JAN 2005	JAN - JAN 2006	%	JAN - JAN 2005	JAN - JAN 2006	%
(1)	(2)	(3)	(4)	(5)	(6)	(7)
TAIWAN	1.764.139	3.465.686	96,45	1.886.445	2.465.534	30,7
CHINA	14.106.035	1.211.122	-91,41	4.293.184	770.201	-82,06
MACAU	25	60	140	750	1.500	100
THAILAND	26.526.505	27.190.323	2,5	4.028.263	2.457.459	-38,99
SINGAPORE	2.430.489	2.309.308	-4,99	2.667.820	2.391.771	-10,35
PHILIPPINES	370.577	525.141	41,71	144.110	147.425	2,3
MALAYSIA	1.714.355	1.783.936	4,06	1.667.525	1.248.467	-25,13
VIET NAM	2.285	264.966	11495,89	8.640	378.402	4279,65
SRI LANKA	26.004	25	-99,9	25.320	1.600	-93,68
IRAN (ISLAMIC REPUBLIC)	0	224	-	0	213	-
SAUDI ARABIA	120	105	-12,5	1.257	2.050	63,09
KUWAIT	3	0	-100	900	0	-100
JORDAN	0	200	-	0	559	-
LEBANON	403	43.595	10717,62	331	30.486	9110,27
SYRIA ARAB REPUBLIC	220	314	42,73	1.905	2.976	56,22
UNITED ARAB EMIRATES	25	25.437	101648	550	15.586	2733,82
BAHRAIN	753	0	-100	2.259	0	-100
CYPRUS	182	463	154,4	223	606	171,75
KENYA	0	26.500	-	0	7.950	-
GHANA	15.500	31.000	100	13.600	30.000	120,59
SEYCHELLES	0	12.506	-	0	7.086	-
SAINT HELENA	0	2.000	-	0	920	-
SOUTH AFRICA	0	129	-	0	1.000	-
MAURITIUS	39.199	0	-100	27.810	0	-100
AUSTRALIA	212.379	69.266	-67,39	131.291	211.786	61,31
NEW ZEALAND	42	481	1045,24	650	1.815	179,23
COOK ISLANDS	13.000	0	-100	13.250	0	-100
EAST TIMOR	1.200	0	-100	864	0	-100
UNITED STATES	358.464	394.503	10,05	1.432.353	1.243.946	-13,15
CANADA	1.474	5.058	243,15	4.892	16.387	234,98
PANAMA	108.000	297.000	175	99.400	241.600	143,06
VENEZUELA	10	0	-100	453	0	-100
BRAZIL	507	0	-100	276	0	-100
PUERTO RICO	3.485	11.317	224,73	12.213	38.012	211,24
DOMINICAN REPUBLIC	36.225	0	-100	104.005	0	-100
MARTINIQUE	13.080	0	-100	35.166	0	-100
UNITED KINGDOM	114.392	115.715	1,16	216.658	212.160	-2,08
NETHERLANDS	4.104	55.246	1246,15	16.571	132.207	697,82
FRANCE	72.223	12.681	-82,44	175.193	55.296	-68,44
GERMANY, FED. REP. OF	7.546	25.347	235,9	37.239	87.560	135,13
AUSTRIA	441	1.394	216,1	1.880	10.833	476,22
BELGIUM	62.186	23.170	-62,74	157.522	62.599	-60,26
SWITZERLAND	656	799	21,8	1.981	2.321	17,16
DENMARK	7.963	2.315	-70,93	35.928	12.854	-64,22
NORWAY	239	521	117,99	1.469	4.138	181,69
SWEDEN	164	634	286,59	3.834	6.455	68,36
ITALY	7.369	53.841	630,64	37.104	134.046	261,27
SPAIN	4.176	2.750	-34,15	10.391	9.884	-4,88
PORTUGAL	1.469	889	-39,48	1.220	2.036	66,89
GREECE	134	700	422,39	434	3.465	698,39
HUNGARY	1.133	1.583	39,72	2.436	2.503	2,75
POLAND	51.880	23.961	-53,81	170.216	82.143	-51,74
BULGARIA	0	160	-	0	1.000	-
UKRAINE	129	0	-100	193	0	-100
LITHUANIA	0	35	-	0	237	-
ESTONIA	137	0	-100	158	0	-100
MALTA	162	185	14,2	744	686	-7,8
CZECH REPUBLIC	495	607	22,63	3.199	4.981	55,7
RUSSIA FEDERATION	1.292	690	-46,59	8.999	4.479	-50,23
-BIJI BUNGA	17.345	185	-98,93	108.938	358.129	228,75
KOREA, REPUBLIC OF	300	0	-100	300	0	-100

TABEL 5. PERKEMBANGAN EKSPOR INDONESIA MENURUT KOMODITI DAN NEGARA TUJUAN

JENIS BARANG	BERAT BERSIH (KG)		PERUBAHAN	NILAI FOB (US \$)		Perubahan
	JAN - JAN 2005	JAN - JAN 2006	%	JAN - JAN 2005	JAN - JAN 2006	%
(1)	(2)	(3)	(4)	(5)	(6)	(7)
TAIWAN	17.000	0	-100	11.600	0	-100
SINGAPORE	15	80	433,33	28.379	103.444	264,51
UNITED KINGDOM	30	0	-100	68.659	0	-100
NETHERLANDS	0	104	-	0	251.117	-
DENMARK	0	1	-	0	3.568	-
-BIJI KAPAS	381.660	0	-100	57.098	0	-100
KOREA, REPUBLIC OF	224.160	0	-100	32.573	0	-100
TAIWAN	157.500	0	-100	24.525	0	-100
-BIJI LAINNYA	3.294.330	12.652.789	284,08	1.503.885	2.247.039	49,42
JAPAN	0	33.477	-	0	33.178	-
HONG KONG	69.175	290	-99,58	42.095	824	-98,04
KOREA, REPUBLIC OF	42	695	1554,76	4.620	4.001	-13,4
TAIWAN	154	113.220	73419,48	586	31.377	5254,44
CHINA	40.100	0	-100	14.737	0	-100
THAILAND	821	5.353.795	652006,58	56.033	172.982	208,71
SINGAPORE	49.200	42.286	-14,05	39.562	94.532	138,95
PHILIPPINES	144.579	0	-100	62.424	0	-100
MALAYSIA	2.310.457	6.608.767	186,04	591.206	1.531.079	158,98
BRUNEI DARUSSALAM	0	21.554	-	0	23.668	-
VIET NAM	111.270	353.684	217,86	123.357	236.077	91,38
MALDIVES	0	43	-	0	240	-
INDIA	524.157	88.699	-83,08	508.932	55.915	-89,01
JORDAN	19.800	19.800	0	36.300	36.300	0
UNITED ARAB EMIRATES	0	10.597	-	0	9.500	-
MAURITIUS	0	522	-	0	6.500	-
AUSTRALIA	399	333	-16,54	715	136	-80,98
EAST TIMOR	17.050	160	-99,06	9.276	1.500	-83,83
UNITED STATES	849	4.617	443,82	2.388	8.183	242,67
NETHERLANDS	6.277	250	-96,02	11.654	1.047	-91,02
BULU BEBEK	56.669	29.331	-48,24	55.523	34.891	-37,16
TAIWAN	50.600	29.154	-42,38	39.240	33.935	-13,52
GUAM	0	28	-	0	85	-
NETHERLANDS	6.069	0	-100	16.283	0	-100
SPAIN	0	149	-	0	871	-
DAMAR DAN GETAH DAMAR	1.645.285	1.703.919	3,56	796.012	937.884	17,82
JAPAN	106.120	56.400	-46,85	56.551	30.456	-46,14
KOREA, REPUBLIC OF	192.000	76.800	-60	93.442	41.472	-55,62
TAIWAN	0	134.121	-	0	73.156	-
THAILAND	0	58.400	-	0	36.146	-
MALAYSIA	19.200	15.000	-21,88	9.350	12.750	36,36
INDIA	268.800	345.600	28,57	130.830	191.808	46,61
PAKISTAN	38.400	211.200	450	18.144	114.336	530,16
BANGLADESH	49.725	38.400	-22,78	21.004	20.736	-1,28
SRI LANKA	16.800	0	-100	3.790	0	-100
TURKEY	57.600	19.200	-66,67	27.469	10.656	-61,21
UNITED STATES	51.840	0	-100	25.229	0	-100
COLOMBIA	153.600	0	-100	74.754	0	-100
ECUADOR	57.600	19.200	-66,67	28.032	10.656	-61,99
NETHERLANDS	96.000	499.198	420	45.781	271.296	492,6
FRANCE	288.000	0	-100	140.162	0	-100
GERMANY, FED. REP. OF	115.200	115.200	0	56.065	62.208	10,96
ITALY	0	57.600	-	0	31.104	-
PORTUGAL	134.400	0	-100	65.409	0	-100
POLAND	0	57.600	-	0	31.104	-
KOPAL DAN LAIN-LAIN	1.895.699	1.549.538	-18,26	1.221.468	1.222.207	0,06
JAPAN	98.213	132.778	35,19	109.727	181.187	65,13
HONG KONG	5.408	22.086	308,39	18.166	29.132	60,37
KOREA, REPUBLIC OF	10.100	11.000	8,91	12.820	12.660	-1,25
TAIWAN	5.818	51.098	778,27	2.020	24.180	1097,03
CHINA	30.000	46.149	53,83	21.439	33.885	58,05
THAILAND	0	4.047	-	0	4.250	-

TABEL 5. PERKEMBANGAN EKSPOR INDONESIA MENURUT KOMODITI DAN NEGARA TUJUAN

JENIS BARANG	BERAT BERSIH (KG)		PERUBAHAN	NILAI FOB (US \$)		Perubahan
	JAN - JAN 2005	JAN - JAN 2006	%	JAN - JAN 2005	JAN - JAN 2006	%
(1)	(2)	(3)	(4)	(5)	(6)	(7)
SINGAPORE	281.870	93.768	-66,73	452.993	60.499	-86,64
PHILIPPINES	15.590	19.200	23,16	10.887	21.430	96,84
MALAYSIA	39.100	32.498	-16,88	20.819	31.629	51,92
VIET NAM	5.000	15.000	200	5.000	5.100	2
INDIA	584.799	610.330	4,37	212.039	477.990	125,43
PAKISTAN	51.200	66.390	29,67	22.627	32.447	43,4
BANGLADESH	363.300	142.980	-60,64	45.590	30.977	-32,05
SRI LANKA	62.125	18.050	-70,95	20.590	5.415	-73,7
SAUDI ARABIA	165.000	19.000	-88,48	73.604	10.000	-86,41
JORDAN	20.250	0	-100	9.618	0	-100
LEBANON	11.820	0	-100	5.614	0	-100
UNITED ARAB EMIRATES	20.640	20.790	0,73	24.998	8.375	-66,5
EGYPT	15.000	0	-100	11.845	0	-100
ALGERIA	0	20.800	-	0	8.980	-
NIGERIA	0	18.000	-	0	15.300	-
GABON	164	0	-100	151	0	-100
BENIN	0	20.800	-	0	8.980	-
UNITED STATES	30.240	17.500	-42,13	17.241	24.535	42,31
UNITED KINGDOM	37	13.724	36991,89	260	13.737	5183,46
FRANCE	15.000	16.875	12,5	14.250	14.081	-1,19
GERMANY, FED. REP. OF	45.000	110.675	145,94	31.050	77.038	148,11
AUSTRIA	25	0	-100	45	0	-100
ITALY	20.000	20.000	0	78.075	82.000	5,03
SPAIN	0	6.000	-	0	8.400	-
SAYUR-SAYURAN	5.503.813	6.730.112	22,28	1.913.518	2.379.778	24,37
JAPAN	479.852	340.284	-29,09	456.166	359.275	-21,24
HONG KONG	2.540	1.673	-34,13	6.691	5.135	-23,26
KOREA, REPUBLIC OF	20	186	830	900	9.014	901,56
TAIWAN	84.000	106.232	26,47	13.010	26.481	103,54
CHINA	193.664	0	-100	43.550	0	-100
THAILAND	38.808	25.194	-35,08	15.013	5.039	-66,44
SINGAPORE	1.432.804	2.258.232	57,61	359.616	655.446	82,26
PHILIPPINES	568.425	784.100	37,94	168.780	268.433	59,04
MALAYSIA	2.472.778	2.601.686	5,21	601.602	715.658	18,96
BRUNEI DARUSSALAM	3.381	3.056	-9,61	7.282	9.948	36,61
INDIA	0	216.741	-	0	101.502	-
PAKISTAN	0	213.062	-	0	92.523	-
SAUDI ARABIA	10.042	12.592	25,39	5.027	11.381	126,4
KUWAIT	0	196	-	0	447	-
UNITED ARAB EMIRATES	0	23.000	-	0	1.025	-
AUSTRALIA	383	984	156,92	506	1.554	207,11
CHRISTMAS ISLANDS	0	1.180	-	0	2.330	-
UNITED STATES	202.769	49.356	-75,66	212.135	47.620	-77,55
NETHERLANDS	14.347	92.208	542,7	23.240	66.062	184,26
GERMANY, FED. REP. OF	0	150	-	0	905	-
BUAH-BUAHAN	17.414.531	13.921.772	-20,06	9.687.763	7.236.393	-25,3
JAPAN	40.703	2.891	-92,9	77.935	1.557	-98
HONG KONG	1.554.191	459.315	-70,45	1.538.554	334.334	-78,27
KOREA, REPUBLIC OF	72.522	475	-99,35	33.251	1.233	-96,29
TAIWAN	58.745	0	-100	37.308	0	-100
CHINA	725.138	742.130	2,34	488.822	433.210	-11,38
THAILAND	0	38.984	-	0	27.429	-
SINGAPORE	88.957	187.443	110,71	109.286	132.028	20,81
PHILIPPINES	67.497	46.148	-31,63	5.391	3.132	-41,9
MALAYSIA	270.959	199.983	-26,19	132.217	81.599	-38,28
BRUNEI DARUSSALAM	1.174	482	-58,94	2.427	1.577	-35,02
NEPAL	34.000	746.956	2096,93	11.920	326.792	2641,54
VIET NAM	675.659	0	-100	702.245	0	-100
INDIA	5.894.284	8.239.986	39,8	2.994.149	4.248.677	41,9
PAKISTAN	5.645.422	2.217.965	-60,71	2.758.625	1.056.162	-61,71
BANGLADESH	1.863.786	746.827	-59,93	510.255	343.742	-32,63

TABEL 5. PERKEMBANGAN EKSPOR INDONESIA MENURUT KOMODITI DAN NEGARA TUJUAN

JENIS BARANG	BERAT BERSIH (KG)		PERUBAHAN	NILAI FOB (US \$)		Perubahan
	JAN - JAN 2005	JAN - JAN 2006	%	JAN - JAN 2005	JAN - JAN 2006	%
(1)	(2)	(3)	(4)	(5)	(6)	(7)
SRI LANKA	0	18.005	-	0	6.383	-
IRAN (ISLAMIC REPUBLIC)	105.300	0	-100	40.539	0	-100
SAUDI ARABIA	87.947	51.667	-41,25	58.985	41.955	-28,87
KUWAIT	2.572	5.602	117,81	2.554	7.885	208,73
UNITED ARAB EMIRATES	200.661	168.420	-16,07	158.101	133.833	-15,35
QATAR	2.412	5.350	121,81	1.208	4.072	237,09
EGYPT	3.052	0	-100	3.280	0	-100
COOK ISLANDS	0	179	-	0	353	-
UNITED STATES	40	24.018	59945	121	18.150	14900
NETHERLANDS	14.038	12.134	-13,56	14.346	21.518	49,99
FRANCE	5.371	6.240	16,18	6.211	9.116	46,77
BELGIUM	101	0	-100	33	0	-100
SPAIN	0	572	-	0	1.656	-
KULIT KERANG DAN LAIN-LAI	269.515	350.933	30,21	110.815	214.819	93,85
JAPAN	55.006	67.560	22,82	7.998	55.004	587,72
HONG KONG	25.785	0	-100	25.785	0	-100
KOREA, REPUBLIC OF	642	4.490	599,38	1.500	34.095	2173
TAIWAN	0	99	-	0	515	-
CHINA	173.174	232.974	34,53	41.477	92.026	121,87
THAILAND	0	1.895	-	0	3.939	-
MALAYSIA	0	46	-	0	646	-
VIET NAM	4.160	41.670	901,68	7.570	20.835	175,23
TURKEY	0	1.335	-	0	4.245	-
CONGO	0	1	-	0	39	-
SOUTH AFRICA	0	297	-	0	594	-
AUSTRALIA	7.506	11	-99,85	19.701	111	-99,44
CANADA	0	361	-	0	1.290	-
PUERTO RICO	152	0	-100	324	0	-100
FRENCH POLYNESIA	10	0	-100	300	0	-100
IRELAND	0	8	-	0	51	-
ITALY	3.080	0	-100	6.160	0	-100
SPAIN	0	186	-	0	1.429	-
TANAMAN OBAT	638.485	191.736	-69,97	712.205	399.703	-43,88
JAPAN	2.242	9.102	305,98	28.522	48.682	70,68
HONG KONG	4.803	5.390	12,22	9.837	14.382	46,2
KOREA, REPUBLIC OF	3.557	700	-80,32	3.525	2.300	-34,75
TAIWAN	375.667	40.780	-89,14	201.666	20.656	-89,76
CHINA	69.265	0	-100	13.853	0	-100
SINGAPORE	33.555	73.277	118,38	108.633	173.684	59,88
MALAYSIA	14.127	2.906	-79,43	18.647	1.966	-89,46
INDIA	26.676	1.515	-94,32	23.096	21.658	-6,23
PAKISTAN	49.000	0	-100	9.162	0	-100
SRI LANKA	530	0	-100	4.394	0	-100
SAUDI ARABIA	35.940	10.411	-71,03	37.015	65.418	76,73
TURKEY	159	0	-100	4.336	0	-100
UNITED ARAB EMIRATES	209	436	108,61	6.219	2.180	-64,95
AUSTRALIA	50	0	-100	1.108	0	-100
UNITED STATES	5.313	120	-97,74	133.482	960	-99,28
CANADA	408	0	-100	9.085	0	-100
PANAMA	20	0	-100	909	0	-100
BRAZIL	107	0	-100	2.293	0	-100
NETHERLANDS	173	0	-100	5.196	0	-100
FRANCE	9.347	100	-98,93	58.850	253	-99,57
GERMANY, FED. REP. OF	0	27.999	-	0	43.764	-
SWITZERLAND	25	0	-100	1.963	0	-100
SWEDEN	0	19.000	-	0	3.800	-
GREECE	605	0	-100	15.766	0	-100
LITHUANIA	6.432	0	-100	8.362	0	-100
RUSSIA FEDERATION	275	0	-100	6.286	0	-100
-GANGGANG LAUT	4.067.390	4.906.278	20,62	1.888.268	2.404.472	27,34
JAPAN	0	36.623	-	0	231.995	-

TABEL 5. PERKEMBANGAN EKSPOR INDONESIA MENURUT KOMODITI DAN NEGARA TUJUAN

JENIS BARANG	BERAT BERSIH (KG)		PERUBAHAN	NILAI FOB (US \$)		Perubahan
	JAN - JAN 2005	JAN - JAN 2006	%	JAN - JAN 2005	JAN - JAN 2006	%
(1)	(2)	(3)	(4)	(5)	(6)	(7)
HONG KONG	520.662	1.152.713	121,39	101.003	301.493	198,5
KOREA, REPUBLIC OF	76.000	300.554	295,47	31.000	170.507	450,02
TAIWAN	25.000	200	-99,2	2.500	1.220	-51,2
CHINA	838.137	1.321.818	57,71	306.207	367.958	20,17
THAILAND	11.009	26.000	136,17	11.860	17.420	46,88
SINGAPORE	0	7.523	-	0	10.573	-
PHILIPPINES	548.898	411.872	-24,96	364.035	231.664	-36,36
MALAYSIA	0	16.300	-	0	24.450	-
VIET NAM	0	74.400	-	0	25.368	-
MOROCCO	40.000	0	-100	14.000	0	-100
TUNISIA	55.300	91.150	64,83	36.498	48.300	32,34
MADAGASCAR	25.000	0	-100	5.000	0	-100
SOUTH AFRICA	8.000	0	-100	11.200	0	-100
AUSTRALIA	21.000	21.000	0	29.400	63.000	114,29
UNITED STATES	289.500	449.210	55,17	190.865	346.940	81,77
PANAMA	0	14.000	-	0	9.100	-
CURACAO	22.000	0	-100	15.720	0	-100
CHILE	390.900	0	-100	137.600	0	-100
ARGENTINA	0	50.000	-	0	17.500	-
BRAZIL	100.000	100.000	0	43.000	48.350	12,44
UNITED KINGDOM	42.000	0	-100	27.300	0	-100
FRANCE	283.520	36.000	-87,3	66.686	23.400	-64,91
GERMANY, FED. REP. OF	199.080	62.000	-68,86	111.594	152.700	36,84
BELGIUM	21.000	20.000	-4,76	29.400	30.000	2,04
DENMARK	440.000	62.600	-85,77	281.650	13.070	-95,36
SPAIN	65.384	652.315	897,67	42.500	269.464	534,03
PORTUGAL	45.000	0	-100	29.250	0	-100
-IJUK DAN SEBANGSANYA	1.009.278	1.646.644	63,15	154.505	265.730	71,99
TAIWAN	0	6.120	-	0	5.470	-
CHINA	0	12.505	-	0	27.963	-
SINGAPORE	0	6.681	-	0	3.407	-
MALAYSIA	22.760	8.330	-63,4	1.767	3.423	93,72
INDIA	0	23.000	-	0	2.690	-
PAKISTAN	873.518	1.568.183	79,52	112.038	188.907	68,61
JORDAN	0	8.625	-	0	4.140	-
UNITED STATES	100.000	0	-100	16.000	0	-100
UNITED KINGDOM	0	13.200	-	0	29.730	-
GERMANY, FED. REP. OF	13.000	0	-100	24.700	0	-100
-LAINNYA	1.048.040	482.179	-53,99	360.004	206.569	-42,62
JAPAN	5.767	0	-100	17.427	0	-100
HONG KONG	20.428	0	-100	4.321	0	-100
KOREA, REPUBLIC OF	960	1.200	25	4.067	1.605	-60,54
TAIWAN	567.825	388.535	-31,57	179.672	150.381	-16,3
CHINA	73.764	0	-100	12.709	0	-100
THAILAND	0	18	-	0	360	-
SINGAPORE	230.282	10.000	-95,66	31.130	450	-98,55
PHILIPPINES	33.200	0	-100	4.010	0	-100
MALAYSIA	41.852	24.674	-41,04	14.466	10.931	-24,44
OMAN	0	250	-	0	606	-
EGYPT	21	0	-100	57	0	-100
GABON	438	0	-100	1.720	0	-100
SOUTH AFRICA	158	0	-100	100	0	-100
MAURITIUS	0	12.058	-	0	1.865	-
AUSTRALIA	37.174	32.661	-12,14	11.267	13.824	22,69
NEW ZEALAND	0	75	-	0	82	-
GUAM	0	46	-	0	140	-
UNITED STATES	16.162	138	-99,15	13.766	412	-97,01
CANADA	85	0	-100	259	0	-100
MEXICO	1.757	0	-100	3.877	0	-100
COSTA RICA	0	22	-	0	15	-
CAYMAN ISLANDS	160	0	-100	1.300	0	-100

TABEL 5. PERKEMBANGAN EKSPOR INDONESIA MENURUT KOMODITI DAN NEGARA TUJUAN

JENIS BARANG	BERAT BERSIH (KG)		PERUBAHAN	NILAI FOB (US \$)		Perubahan
	JAN - JAN 2005	JAN - JAN 2006	%	JAN - JAN 2005	JAN - JAN 2006	%
(1)	(2)	(3)	(4)	(5)	(6)	(7)
UNITED KINGDOM	2.706	406	-85	5.239	93	-98,22
NETHERLANDS	186	725	289,78	185	1.128	509,73
FRANCE	3.997	0	-100	35.131	0	-100
GERMANY, FED. REP. OF	283	792	179,86	558	1.081	93,73
BELGIUM	0	45	-	0	74	-
SWITZERLAND	273	0	-100	4.711	0	-100
DENMARK	0	858	-	0	450	-
FINLAND	0	300	-	0	168	-
ITALY	3.838	7.312	90,52	3.892	12.838	229,86
SPAIN	6.724	32	-99,52	10.140	262	-97,42
GREECE	0	1.344	-	0	8.489	-
CROATIA	0	33	-	0	507	-
CZECH REPUBLIC	0	655	-	0	808	-
-MUTIARA	84	95	13,1	956.112	575.607	-39,8
JAPAN	72	48	-33,33	940.213	550.471	-41,45
HONG KONG	0	2	-	0	2.789	-
CHINA	0	1	-	0	310	-
SINGAPORE	12	44	266,67	15.899	22.037	38,61
-LAINNYA	6.995.830	14.175.203	102,62	6.521.055	5.160.315	-20,87
JAPAN	1.135.404	738.909	-34,92	629.456	643.329	2,2
HONG KONG	110.965	285.375	157,18	101.884	234.194	129,86
KOREA, REPUBLIC OF	632.772	426.040	-32,67	339.512	116.732	-65,62
TAIWAN	275.241	133.354	-51,55	57.597	89.294	55,03
CHINA	423.850	59.263	-86,02	107.477	43.379	-59,64
THAILAND	13.538	55.702	311,45	4.039	29.682	634,88
SINGAPORE	1.965.469	624.997	-68,2	3.097.541	523.203	-83,11
PHILIPPINES	3.750	771.663	20477,68	4.145	84.882	1947,82
MALAYSIA	397.972	10.549.492	2550,81	151.382	2.223.166	1368,58
BRUNEI DARUSSALAM	16.048	48	-99,7	3.931	100	-97,46
VIET NAM	3.050	8.038	163,54	4.239	14.050	231,45
MALDIVES	0	5	-	0	285	-
INDIA	1.359.081	17.000	-98,75	819.652	8.942	-98,91
PAKISTAN	250	7.147	2758,8	2.025	6.081	200,3
SAUDI ARABIA	1.915	15	-99,22	33.459	1.478	-95,58
KUWAIT	18.121	10.963	-39,5	3.530	5.780	63,74
UNITED ARAB EMIRATES	24.064	1.121	-95,34	11.489	3.191	-72,23
CYPRUS	167	0	-100	203	0	-100
MOROCCO	7.861	7.575	-3,64	7.074	7.575	7,08
DJIBOUTI	600	0	-100	600	0	-100
SOUTH AFRICA	0	2.032	-	0	3.405	-
AUSTRALIA	16.386	15.095	-7,88	44.787	46.000	2,71
NEW ZEALAND	312	179	-42,63	535	286	-46,54
GUAM	0	25	-	0	76	-
UNITED STATES	373.716	258.529	-30,82	440.063	392.227	-10,87
CANADA	11.850	9.466	-20,12	70.480	53.267	-24,42
ARGENTINA	0	143	-	0	278	-
BRAZIL	641	0	-100	371	0	-100
DOMINICAN REPUBLIC	0	4	-	0	24	-
HAITI	17.836	0	-100	17.123	0	-100
FRENCH POLYNESIA	19	0	-100	248	0	-100
NETHERLANDS ANTILLES	34	0	-100	670	0	-100
UNITED KINGDOM	6.974	15.286	119,19	9.918	25.287	154,96
NETHERLANDS	37.891	25.959	-31,49	143.110	232.454	62,43
FRANCE	13.325	33.959	154,85	15.889	25.717	61,85
GERMANY, FED. REP. OF	30.527	28.456	-6,78	49.486	36.043	-27,17
AUSTRIA	515	0	-100	1.407	0	-100
BELGIUM	2.961	0	-100	3.262	0	-100
SWITZERLAND	165	318	92,73	396	687	73,48
DENMARK	38.058	39.075	2,67	193.131	181.329	-6,11
NORWAY	105	486	362,86	510	3.100	507,84
SWEDEN	103	1.351	1211,65	206	3.325	1514,08

TABEL 5. PERKEMBANGAN EKSPOR INDONESIA MENURUT KOMODITI DAN NEGARA TUJUAN

JENIS BARANG	BERAT BERSIH (KG)		PERUBAHAN	NILAI FOB (US \$)		Perubahan
	JAN - JAN 2005	JAN - JAN 2006	%	JAN - JAN 2005	JAN - JAN 2006	%
(1)	(2)	(3)	(4)	(5)	(6)	(7)
ITALY	32.107	13.873	-56,79	117.919	66.782	-43,37
SPAIN	12.020	5.040	-58,07	11.432	5.730	-49,88
PORTUGAL	944	293	-68,96	860	258	-70
GREECE	4.164	7.626	83,14	3.748	3.220	-14,09
HUNGARY	948	1.174	23,84	1.660	1.014	-38,92
POLAND	1.823	2.745	50,58	3.068	28.196	819,04
UKRAINE	261	0	-100	390	0	-100
LITHUANIA	0	1.039	-	0	3.215	-
ESTONIA	28	15.995	57025	33	11.084	33487,88
MALTA	7	17	142,86	34	66	94,12
CZECH REPUBLIC	1.456	331	-77,27	10.833	1.902	-82,44
RUSSIA FEDERATION	536	0	-100	251	0	-100
-KAYU LAPIS	254.308.946	137.072.371	-46,1	151.475.624	90.028.692	-40,57
JAPAN	101.938.395	59.783.952	-41,35	62.003.433	41.233.174	-33,5
HONG KONG	1.946.956	2.261.830	16,17	1.129.613	1.190.764	5,41
KOREA, REPUBLIC OF	13.473.568	10.250.217	-23,92	8.753.338	6.156.054	-29,67
TAIWAN	11.206.562	6.455.971	-42,39	5.273.641	2.927.607	-44,49
CHINA	18.404.457	6.265.402	-65,96	9.932.605	3.186.007	-67,92
THAILAND	3.397.235	104.227	-96,93	1.492.864	63.950	-95,72
SINGAPORE	4.372.686	1.185.951	-72,88	2.444.107	713.999	-70,79
MALAYSIA	1.014.804	110.438	-89,12	526.494	75.570	-85,65
VIET NAM	16.620	0	-100	18.254	0	-100
INDIA	22.719	93.112	309,84	12.216	60.311	393,7
SRI LANKA	92.084	0	-100	37.065	0	-100
IRAN (ISLAMIC REPUBLIC)	0	319.237	-	0	220.865	-
SAUDI ARABIA	13.873.496	7.587.060	-45,31	7.840.684	4.948.398	-36,89
KUWAIT	5.057.187	1.006.747	-80,09	3.358.647	664.146	-80,23
JORDAN	3.923.799	2.693.573	-31,35	2.927.760	1.624.625	-44,51
YEMEN	0	1.681.411	-	0	831.820	-
OMAN	1.705.970	0	-100	993.953	0	-100
SYRIA ARAB REPUBLIC	887.813	0	-100	437.944	0	-100
UNITED ARAB EMIRATES	23.331.283	1.020.597	-95,63	13.735.021	708.940	-94,84
QATAR	933.446	14.000	-98,5	583.502	13.075	-97,76
BAHRAIN	74.455	0	-100	56.876	0	-100
EGYPT	3.492.822	1.090.023	-68,79	1.159.883	503.023	-56,63
LIBYAN ARAB JAMAHIRIY	0	390.677	-	0	177.222	-
ALGERIA	5.059.439	1.759.500	-65,22	2.690.419	963.315	-64,19
SOUTH AFRICA	0	11.068	-	0	6.392	-
MAURITIUS	45.438	0	-100	30.434	0	-100
AUSTRALIA	3.451.185	2.439.459	-29,32	2.613.872	2.064.652	-21,01
NEW ZEALAND	36.260	0	-100	28.142	0	-100
UNITED STATES	14.889.226	20.867.901	40,15	8.489.461	14.944.486	76,04
CANADA	729.623	738.848	1,26	494.098	478.612	-3,13
MEXICO	141.906	1.478.681	942,01	96.847	778.086	703,42
JAMAICA	0	50.744	-	0	34.087	-
PUERTO RICO	0	24.800	-	0	24.800	-
UNITED KINGDOM	7.767.837	1.606.876	-79,31	4.593.254	973.667	-78,8
NETHERLANDS	3.083.283	2.041.805	-33,78	2.585.931	1.581.141	-38,86
FRANCE	1.275.571	173.066	-86,43	793.020	131.717	-83,39
GERMANY, FED. REP. OF	2.035.740	1.710.890	-15,96	1.682.609	1.375.522	-18,25
BELGIUM	3.692.686	1.244.361	-66,3	2.573.883	969.420	-62,34
DENMARK	800.101	0	-100	748.282	0	-100
NORWAY	66.653	150.068	125,15	37.225	103.917	179,16
SWEDEN	18.337	0	-100	7.247	0	-100
IRELAND	8.250	0	-100	12.045	0	-100
ITALY	1.932.572	447.477	-76,85	1.195.919	284.430	-76,22
GREECE	38.552	0	-100	39.755	0	-100
LATVIA	0	12.402	-	0	14.898	-
SLOVENIA	69.930	0	-100	45.281	0	-100
-KAYU GERGAJIAN	32.985.034	29.397.720	-10,88	24.462.527	22.141.628	-9,49
JAPAN	8.123.122	5.240.971	-35,48	8.601.686	5.381.158	-37,44

TABEL 5. PERKEMBANGAN EKSPOR INDONESIA MENURUT KOMODITI DAN NEGARA TUJUAN

JENIS BARANG	BERAT BERSIH (KG)		PERUBAHAN	NILAI FOB (US \$)		Perubahan
	JAN - JAN 2005	JAN - JAN 2006	%	JAN - JAN 2005	JAN - JAN 2006	%
(1)	(2)	(3)	(4)	(5)	(6)	(7)
HONG KONG	366.904	270.800	-26,19	244.503	70.800	-71,04
KOREA, REPUBLIC OF	2.651.443	3.869.793	45,95	1.880.033	2.924.400	55,55
TAIWAN	9.786.435	7.980.311	-18,46	3.688.049	3.583.736	-2,83
CHINA	1.879.874	2.442.927	29,95	715.177	993.990	38,99
THAILAND	19.264	13.974	-27,46	15.411	17.962	16,55
SINGAPORE	307.109	483.148	57,32	209.358	401.055	91,56
PHILIPPINES	5.250	0	-100	9.996	0	-100
MALAYSIA	728.179	1.075.710	47,73	466.613	569.214	21,99
VIET NAM	458.178	117.177	-74,43	162.824	50.946	-68,71
SAUDI ARABIA	391.220	500	-99,87	248.485	5.000	-97,99
JORDAN	0	290.381	-	0	224.930	-
EGYPT	0	1.068.290	-	0	610.468	-
REUNION	11.036	0	-100	8.641	0	-100
SOUTH AFRICA	19.750	22.000	11,39	21.751	13.057	-39,97
AUSTRALIA	18.561	114.652	517,7	29.403	65.754	123,63
UNITED STATES	140.319	111.960	-20,21	203.981	88.225	-56,75
CANADA	0	76.217	-	0	82.775	-
GUATEMALA	28.892	28.017	-3,03	14.286	13.812	-3,32
FRENCH POLYNESIA	11.392	0	-100	5.699	0	-100
NETHERLANDS ANTILLES	0	15.180	-	0	31.258	-
UNITED KINGDOM	49.021	19.249	-60,73	47.193	44.912	-4,83
NETHERLANDS	1.365.726	1.187.360	-13,06	1.336.114	1.452.732	8,73
FRANCE	38.524	31.432	-18,41	55.863	45.307	-18,9
GERMANY, FED. REP. OF	4.285.974	2.591.565	-39,53	4.167.394	3.225.555	-22,6
BELGIUM	250.258	431.368	72,37	259.251	489.852	88,95
LUXEMBOURG	21.104	0	-100	32.816	0	-100
DENMARK	63.890	66.190	3,6	49.625	92.480	86,36
NORWAY	1.809	0	-100	16.950	0	-100
SWEDEN	35	0	-100	3	0	-100
ITALY	1.551.903	1.429.650	-7,88	1.526.383	1.064.067	-30,29
GREECE	153.132	52.382	-65,79	144.591	64.247	-55,57
POLAND	234.321	328.174	40,05	282.839	514.541	81,92
UKRAINE	0	15.742	-	0	8.631	-
SLOVENIA	10.365	0	-100	10.241	0	-100
CZECH REPUBLIC	12.044	0	-100	7.368	0	-100
RUSSIA FEDERATION	0	22.600	-	0	10.764	-
-KAYU OLAHAN LAIN	206.414.791	180.623.437	-12,49	118.548.307	111.641.466	-5,83
JAPAN	45.836.498	39.203.489	-14,47	15.848.913	15.102.470	-4,71
HONG KONG	4.669.446	2.572.281	-44,91	2.522.584	1.370.046	-45,69
KOREA, REPUBLIC OF	12.467.549	7.711.256	-38,15	4.776.401	5.129.889	7,4
TAIWAN	20.304.273	15.092.319	-25,67	4.267.148	3.104.401	-27,25
CHINA	43.523.443	41.526.968	-4,59	12.708.146	9.802.656	-22,86
THAILAND	122.801	255.927	108,41	46.819	142.490	204,34
SINGAPORE	3.711.593	2.534.203	-31,72	2.216.906	1.642.264	-25,92
PHILIPPINES	1.234.472	1.629.932	32,03	231.095	320.062	38,5
MALAYSIA	3.692.600	2.377.468	-35,62	1.463.747	1.024.568	-30
CAMBODIA	0	1.149	-	0	666	-
BRUNEI DARUSSALAM	15.492	12.139	-21,64	13.006	13.481	3,65
VIET NAM	1.597.520	2.981.956	86,66	587.816	719.803	22,45
MALDIVES	54.536	80.316	47,27	40.317	124.567	208,97
INDIA	112.610	6.005.103	5232,66	117.200	2.770.807	2264,17
PAKISTAN	84.148	90.298	7,31	50.369	102.171	102,85
BANGLADESH	200	0	-100	867	0	-100
SRI LANKA	19.017	59.426	212,49	25.320	78.262	209,09
IRAN (ISLAMIC REPUBLIC)	49.550	9.815	-80,19	12.707	21.950	72,74
SAUDI ARABIA	9.309.358	6.522.103	-29,94	2.505.877	1.405.068	-43,93
KUWAIT	705.976	671.005	-4,95	287.450	187.608	-34,73
JORDAN	1.566.657	25.050	-98,4	493.148	9.518	-98,07
LEBANON	1.096	13.277	1111,41	1.432	54.238	3687,57
YEMEN	0	468.143	-	0	118.143	-
TURKEY	547.971	323.086	-41,04	635.900	302.709	-52,4

TABEL 5. PERKEMBANGAN EKSPOR INDONESIA MENURUT KOMODITI DAN NEGARA TUJUAN

JENIS BARANG	BERAT BERSIH (KG)		PERUBAHAN	NILAI FOB (US \$)		Perubahan
	JAN - JAN 2005	JAN - JAN 2006	%	JAN - JAN 2005	JAN - JAN 2006	%
(1)	(2)	(3)	(4)	(5)	(6)	(7)
UNITED ARAB EMIRATES	659.884	990.813	50,15	434.694	429.007	-1,31
QATAR	870.284	30.444	-96,5	238.022	25.444	-89,31
BAHRAIN	77.333	0	-100	18.624	0	-100
CYPRUS	21.195	9.441	-55,46	10.613	22.773	114,58
EGYPT	61.669	2.065	-96,65	101.796	2.182	-97,86
MOROCCO	142	15.359	10716,2	118	43.942	37138,98
TUNISIA	8.662	0	-100	21.799	0	-100
ALGERIA	21.368	17	-99,92	14.390	120	-99,17
MADAGASCAR	13	0	-100	36	0	-100
REUNION	70.265	3.758	-94,65	75.274	15.740	-79,09
TOGO	0	8.400	-	0	14.280	-
CONGO	203	3	-98,52	104	86	-17,31
GABON	1.132	0	-100	1.045	0	-100
SENEGAL	0	637	-	0	922	-
U.S. VIRGIN ISLANDS	177	11	-93,79	404	86	-78,71
SEYCHELLES	1.220	5.199	326,15	18.269	18.139	-0,71
CENTRAL AFRICAN REPUI	74.729	0	-100	28.855	0	-100
NIGER	17.475	0	-100	23.008	0	-100
SOUTH AFRICA	1.267.498	1.337.114	5,49	1.018.752	1.289.288	26,56
MAURITIUS	53.928	17.695	-67,19	42.481	15.599	-63,28
VIRGIN ISLANDS (BRITISH	9.578	0	-100	14.098	0	-100
AUSTRALIA	9.803.348	7.553.352	-22,95	9.226.291	7.907.743	-14,29
NEW ZEALAND	1.204.428	1.181.800	-1,88	1.081.950	1.031.459	-4,67
MICRONESIA, FEDERATEL	552	0	-100	173	0	-100
GUAM	6.641	8.460	27,39	14.071	26.792	90,41
PALAU	2.893	3	-99,9	3.163	95	-97
NEW CALEDONIA	12.250	18.018	47,09	21.838	25.966	18,9
NORTHERN MARIANA ISL	2.490	219	-91,2	2.810	680	-75,8
SAINT VINCENT AND THE	5.756	0	-100	2.431	0	-100
VANUATU	2.137	4.409	106,32	3.497	4.658	33,2
WALLIS AND FUTUNA ISL	0	1.612	-	0	1.841	-
COOK ISLANDS	0	460	-	0	737	-
FIJI	785	8.712	1009,81	6.782	15.316	125,83
CHRISTMAS ISLANDS	0	750	-	0	2.940	-
EAST TIMOR	51	0	-100	50	0	-100
UNITED STATES	9.544.142	10.790.425	13,06	17.588.780	20.903.366	18,84
CANADA	743.915	689.658	-7,29	1.180.315	1.155.385	-2,11
MEXICO	64.608	90.543	40,14	117.795	259.562	120,35
PANAMA	0	28.655	-	0	38.470	-
CURACAO	327.855	0	-100	54.022	0	-100
CHILE	27.196	13.047	-52,03	39.252	17.986	-54,18
VENEZUELA	12.935	9.889	-23,55	12.976	5.676	-56,26
ARGENTINA	5.468	12.937	136,59	8.907	20.038	124,97
BRAZIL	51.541	18.600	-63,91	87.558	38.628	-55,88
COLOMBIA	7.781	10.603	36,27	11.241	10.633	-5,41
URUGUAY	6.673	0	-100	24.737	0	-100
PERU	0	8	-	0	236	-
TRINIDAD AND TOBAGO	0	41	-	0	60	-
BAHAMAS	22.149	533	-97,59	6.517	190	-97,08
JAMAICA	157	11.417	7171,97	318	24.691	7664,47
PUERTO RICO	1.740	10.217	487,18	3.012	28.220	836,92
DOMINICAN REPUBLIC	28.106	6.565	-76,64	39.757	7.523	-81,08
EL SALVADOR	0	6.982	-	0	14.241	-
COSTA RICA	8.812	16.569	88,03	12.199	12.876	5,55
BARBADOS	0	65	-	0	20	-
ANGUILLA	7.866	0	-100	23.099	0	-100
CAYMAN ISLANDS	5.958	0	-100	6.440	0	-100
FRENCH POLYNESIA	45.254	48.455	7,07	39.969	57.088	42,83
MARTINIQUE	0	5.299	-	0	23.167	-
NETHERLANDS ANTILLES	31.833	18.279	-42,58	23.805	24.944	4,78
NORFOLK ISLANDS	0	3.049	-	0	4.229	-

TABEL 5. PERKEMBANGAN EKSPOR INDONESIA MENURUT KOMODITI DAN NEGARA TUJUAN

JENIS BARANG	BERAT BERSIH (KG)		PERUBAHAN	NILAI FOB (US \$)		Perubahan
	JAN - JAN 2005	JAN - JAN 2006	%	JAN - JAN 2005	JAN - JAN 2006	%
(1)	(2)	(3)	(4)	(5)	(6)	(7)
TURKS AND CAICOS ISLANDS	15.999	31.260	95,39	16.771	31.314	86,72
GUADELOUPE	11.319	1.804	-84,06	22.057	3.894	-82,35
UNITED KINGDOM	5.795.439	3.037.819	-47,58	7.425.352	4.941.791	-33,45
NETHERLANDS	8.250.181	8.726.573	5,77	7.744.817	9.003.423	16,25
FRANCE	2.153.544	2.095.723	-2,68	2.755.895	2.610.520	-5,28
GERMANY, FED. REP. OF	4.214.661	4.308.266	2,22	4.948.443	4.996.844	0,98
AUSTRIA	9.761	49.376	405,85	31.527	101.292	221,29
BELGIUM	3.765.746	3.568.565	-5,24	3.486.693	3.587.310	2,89
SWITZERLAND	39.864	17.767	-55,43	132.702	29.085	-78,08
DENMARK	967.762	642.121	-33,65	1.404.744	999.275	-28,86
NORWAY	1.155.971	682.397	-40,97	2.084.410	1.358.157	-34,84
SWEDEN	182.427	168.515	-7,63	721.621	314.075	-56,48
FINLAND	347.719	97.494	-71,96	518.469	137.808	-73,42
IRELAND	371.363	419.356	12,92	525.284	825.572	57,17
ITALY	2.017.835	1.557.979	-22,79	2.944.825	2.607.348	-11,46
SPAIN	726.231	592.185	-18,46	1.174.258	1.047.959	-10,76
PORTUGAL	466.979	208.569	-55,34	838.381	444.007	-47,04
ICELAND	160	0	-100	168	0	-100
GREECE	180.427	165.292	-8,39	191.806	352.623	83,84
HUNGARY	1.423	39.443	2671,82	1.653	49.729	2908,41
POLAND	418.274	594.377	42,1	357.535	583.419	63,18
ROMANIA	0	338	-	0	360	-
BULGARIA	0	8.000	-	0	7.938	-
YUGOSLAVIA	0	20.330	-	0	14.985	-
UKRAINE	34.096	64.691	89,73	39.828	97.489	144,78
UZBEKISTAN	1	0	-100	5	0	-100
LITHUANIA	107.197	129.065	20,4	113.129	130.748	15,57
LATVIA	68.647	28.998	-57,76	81.997	26.753	-67,37
ESTONIA	180	7.573	4107,22	150	9.630	6320
CROATIA	19.366	41.625	114,94	21.339	51.958	143,49
MALTA	2.223	1.713	-22,94	9.088	7.056	-22,36
SLOVAKIA	0	7.661	-	0	6.443	-
SLOVENIA	2.137	19.677	820,78	4.340	41.264	850,78
CZECH REPUBLIC	39.481	25.524	-35,35	30.963	21.064	-31,97
RUSSIA FEDERATION	219.497	106.065	-51,68	360.752	109.432	-69,67
-TIMAH	9.029.392	10.968.532	21,48	60.934.707	78.541.748	28,89
JAPAN	260	740.399	284668,85	163	4.240.815	2601626,99
HONG KONG	200	194.887	97343,5	1.414	1.227.712	86725,46
KOREA, REPUBLIC OF	16.340	80.573	393,1	114.429	520.912	355,23
TAIWAN	0	219.621	-	0	1.370.549	-
CHINA	0	175.471	-	0	1.044.200	-
THAILAND	890.120	1.386.100	55,72	5.939.332	8.894.240	49,75
SINGAPORE	7.238.434	7.455.817	3	50.734.578	56.885.475	12,12
PHILIPPINES	45	14.411	31924,44	935	79.996	8455,72
MALAYSIA	495.339	236.401	-52,27	3.029.580	1.379.692	-54,46
VIET NAM	385	227.146	58898,96	1.000	1.518.091	151709,1
INDIA	0	21.917	-	0	145.734	-
PAKISTAN	214.800	0	-100	10.740	0	-100
AUSTRALIA	8.031	10.653	32,65	21.754	32.821	50,87
UNITED STATES	191	154.455	80766,49	2.200	901.985	40899,32
UNITED KINGDOM	42.000	0	-100	294.000	0	-100
NETHERLANDS	102.907	50.681	-50,75	764.602	299.526	-60,83
GERMANY, FED. REP. OF	20.340	0	-100	19.980	0	-100
-ALUMINIUM	22.524.243	27.340.598	21,38	51.214.798	63.890.075	24,75
JAPAN	11.351.747	19.103.115	68,28	22.419.315	40.812.601	82,04
HONG KONG	96.731	163.205	68,72	207.690	392.885	89,17
KOREA, REPUBLIC OF	556.397	540.725	-2,82	873.134	923.927	5,82
TAIWAN	197.853	384.916	94,55	656.124	1.193.584	81,91
CHINA	75.503	130.914	73,39	215.236	431.780	100,61
PAPUA NEW GUINEA	37.851	40.020	5,73	185.920	114.644	-38,34
THAILAND	574.454	281.384	-51,02	1.846.779	927.184	-49,79

TABEL 5. PERKEMBANGAN EKSPOR INDONESIA MENURUT KOMODITI DAN NEGARA TUJUAN

JENIS BARANG	BERAT BERSIH (KG)		PERUBAHAN	NILAI FOB (US \$)		Perubahan
	JAN - JAN 2005	JAN - JAN 2006	%	JAN - JAN 2005	JAN - JAN 2006	%
(1)	(2)	(3)	(4)	(5)	(6)	(7)
SINGAPORE	673.254	849.114	26,12	2.224.321	2.261.534	1,67
PHILIPPINES	744.155	913.328	22,73	2.203.106	2.366.352	7,41
MALAYSIA	3.441.950	735.706	-78,63	7.428.455	1.976.489	-73,39
MYANMAR (FORM. BURM	7.392	0	-100	37.452	0	-100
BRUNEI DARUSSALAM	12.488	0	-100	53.919	0	-100
VIET NAM	127.625	8.899	-93,03	285.703	56.520	-80,22
MALDIVES	4.437	0	-100	11.308	0	-100
INDIA	60.135	79.769	32,65	223.621	247.997	10,9
PAKISTAN	47.050	1	-100	116.049	3	-100
BANGLADESH	61.607	0	-100	183.661	0	-100
SRI LANKA	0	13.044	-	0	46.973	-
IRAN (ISLAMIC REPUBLIC	136.606	18.542	-86,43	337.365	57.091	-83,08
SAUDI ARABIA	14.998	3.770	-74,86	19.189	6.011	-68,67
TURKEY	3.324	14.003	321,27	16.359	59.117	261,37
UNITED ARAB EMIRATES	14.565	17.146	17,72	42.354	82.134	93,92
MOROCCO	0	13.509	-	0	49.415	-
SUDAN	0	343.660	-	0	911.978	-
ETHIOPIA	0	1.405.083	-	0	3.901.154	-
MADAGASCAR	5	7.084	141580	15	17.564	116993,33
REUNION	5.383	0	-100	19.931	0	-100
TOGO	0	24.888	-	0	71.014	-
NIGERIA	0	730	-	0	4.448	-
SENEGAL	23	0	-100	40	0	-100
SOUTH AFRICA	7.192	22.341	210,64	42.209	89.161	111,24
MAURITIUS	52.980	85.715	61,79	155.836	212.855	36,59
AUSTRALIA	550.395	270.034	-50,94	1.529.035	852.607	-44,24
NEW ZEALAND	62.585	74.116	18,42	143.887	243.381	69,15
NEW CALEDONIA	1.039	53.169	5017,32	2.473	129.734	5146,02
VANUATU	1	0	-100	1	0	-100
FIJI	0	15.774	-	0	37.639	-
EAST TIMOR	120	172	43,33	120	112	-6,67
UNITED STATES	3.459.441	1.431.183	-58,63	9.072.128	4.410.083	-51,39
CANADA	38.629	177.847	360,4	163.347	465.922	185,23
CHILE	0	5.745	-	0	34.381	-
COLOMBIA	0	17.665	-	0	55.115	-
PERU	0	2	-	0	8	-
FRENCH POLYNESIA	4	0	-100	9	0	-100
GUADELOUPE	0	34	-	0	60	-
UNITED KINGDOM	900	19.759	2095,44	18.125	87.414	382,28
NETHERLANDS	16.150	22.683	40,45	73.092	120.188	64,43
FRANCE	18.011	21.737	20,69	101.010	138.342	36,96
GERMANY, FED. REP. OF	12.922	4.055	-68,62	98.538	8.179	-91,7
BELGIUM	11.641	13.228	13,63	44.995	53.664	19,27
SWITZERLAND	879	8.700	889,76	4.599	14.978	225,68
ITALY	29.499	1.585	-94,63	104.175	9.914	-90,48
SPAIN	14.899	20	-99,87	40.646	22	-99,95
GREECE	0	1	-	0	8	-
HUNGARY	1.423	146	-89,74	13.527	895	-93,38
MALTA	0	2.332	-	0	13.014	-
-NIKEL	108.593	7.333.959	6653,62	282.382	60.883.022	21460,52
JAPAN	0	7.312.399	-	0	60.853.941	-
HONG KONG	5.144	0	-100	7.758	0	-100
TAIWAN	15.440	0	-100	30.880	0	-100
CHINA	22.390	21.560	-3,71	44.780	29.081	-35,06
SINGAPORE	6.449	0	-100	118.414	0	-100
INDIA	21.380	0	-100	42.760	0	-100
NETHERLANDS	37.790	0	-100	37.790	0	-100
-BESI/BAJA	128.122.306	202.812.030	58,3	126.095.705	124.503.437	-1,26
JAPAN	9.097.287	4.751.597	-47,77	7.883.312	7.561.744	-4,08
HONG KONG	175.876	491.098	179,23	415.454	754.928	81,71
KOREA, REPUBLIC OF	2.656.443	4.152.829	56,33	6.294.127	2.960.535	-52,96

TABEL 5. PERKEMBANGAN EKSPOR INDONESIA MENURUT KOMODITI DAN NEGARA TUJUAN

JENIS BARANG	BERAT BERSIH (KG)		PERUBAHAN	NILAI FOB (US \$)		Perubahan
	JAN - JAN 2005	JAN - JAN 2006	%	JAN - JAN 2005	JAN - JAN 2006	%
(1)	(2)	(3)	(4)	(5)	(6)	(7)
TAIWAN	1.045.048	5.617.820	437,57	895.264	2.350.619	162,56
CHINA	1.805.588	28.079.208	1455,13	2.542.844	8.406.363	230,59
MACAU	318	0	-100	4.011	0	-100
PAPUA NEW GUINEA	183.522	359.628	95,96	283.396	403.423	42,35
THAILAND	6.951.061	6.677.785	-3,93	6.086.925	6.884.455	13,1
SINGAPORE	17.120.805	89.962.725	425,46	20.199.264	42.907.981	112,42
PHILIPPINES	1.252.221	872.113	-30,35	1.706.740	1.232.639	-27,78
MALAYSIA	11.996.829	7.169.535	-40,24	9.540.395	4.265.433	-55,29
MYANMAR (FORM. BURM	14.355	28.339	97,42	26.646	55.365	107,78
BRUNEI DARUSSALAM	53.233	50.579	-4,99	101.106	43.953	-56,53
VIET NAM	682.764	8.097.137	1085,93	1.113.874	5.817.314	422,26
MALDIVES	98.621	10.151	-89,71	108.310	17.706	-83,65
INDIA	2.629.364	1.261.452	-52,02	6.917.731	1.323.537	-80,87
PAKISTAN	788.951	2.179.566	176,26	431.213	1.310.365	203,88
BANGLADESH	105.106	762.138	625,11	57.366	346.176	503,45
SRI LANKA	825.645	1.080.799	30,9	547.938	569.664	3,97
IRAN (ISLAMIC REPUBLIC	6.150.709	6.372.758	3,61	3.520.076	2.825.896	-19,72
SAUDI ARABIA	12.939	228.739	1667,83	34.136	568.191	1564,49
KUWAIT	84.523	7.338	-91,32	57.437	27.560	-52,02
YEMEN	158.360	63.308	-60,02	217.017	104.718	-51,75
OMAN	0	3.549	-	0	11.945	-
SYRIA ARAB REPUBLIC	0	1.729.260	-	0	3.582.952	-
TURKEY	157.224	148.835	-5,34	223.163	190.763	-14,52
UNITED ARAB EMIRATES	2.051.362	2.485.203	21,15	2.594.101	2.491.975	-3,94
QATAR	1.018.632	126.533	-87,58	1.823.024	270.165	-85,18
BAHRAIN	3.239	13.038	302,53	11.475	55.911	387,24
CYPRUS	0	150	-	0	445	-
EGYPT	1.036.250	0	-100	1.249.029	0	-100
LIBYAN ARAB JAMAHIRIY	0	108.979	-	0	279.871	-
MOROCCO	3.290	0	-100	13.524	0	-100
TUNISIA	496	0	-100	1.250	0	-100
ALGERIA	0	794.796	-	0	2.965.345	-
KENYA	6.198	0	-100	23.650	0	-100
REUNION	0	1.495	-	0	11.454	-
TOGO	4.958	0	-100	5.540	0	-100
GHANA	24.352	0	-100	26.845	0	-100
GUINEA	0	543.587	-	0	159.025	-
CONGO	0	34.033	-	0	22.429	-
CAMEROON	854	0	-100	6.733	0	-100
NIGERIA	173.274	3.352	-98,07	467.589	925	-99,8
GABON	24	0	-100	23	0	-100
SENEGAL	0	2.737	-	0	3.961	-
MAURITANIA	0	4.852	-	0	8.738	-
SEYCHELLES	104.625	241.816	131,13	92.646	189.083	104,09
UGANDA	140	1	-99,29	320	12	-96,25
NIGER	146.260	0	-100	428.044	0	-100
SOUTH AFRICA	173.007	260.406	50,52	125.919	236.308	87,67
MAURITIUS	340.350	234.479	-31,11	502.603	339.030	-32,55
VIRGIN ISLANDS (BRITISH	9	0	-100	37	0	-100
AUSTRALIA	3.153.282	14.885.892	372,08	2.808.881	8.248.024	193,64
NEW ZEALAND	776.536	292.217	-62,37	895.024	265.575	-70,33
GUAM	34	5.405	15797,06	58	1.851	3091,38
PALAU	0	2	-	0	72	-
NEW CALEDONIA	373	459	23,06	676	747	10,5
NORTHERN MARIANA ISL	321	0	-100	363	0	-100
SAINT VINCENT AND THE	153	0	-100	65	0	-100
VANUATU	20	687	3335	33	509	1442,42
WALLIS AND FUTUNA ISL	0	71	-	0	93	-
COOK ISLANDS	18	0	-100	199	0	-100
FIJI	36.239	0	-100	43.690	0	-100
SAMOA	40	0	-100	3.175	0	-100

TABEL 5. PERKEMBANGAN EKSPOR INDONESIA MENURUT KOMODITI DAN NEGARA TUJUAN

JENIS BARANG	BERAT BERSIH (KG)		PERUBAHAN	NILAI FOB (US \$)		Perubahan
	JAN - JAN 2005	JAN - JAN 2006	%	JAN - JAN 2005	JAN - JAN 2006	%
(1)	(2)	(3)	(4)	(5)	(6)	(7)
CHRISTMAS ISLANDS	0	200	-	0	200	-
EAST TIMOR	41.774	13.756	-67,07	13.546	31.103	129,61
UNITED STATES	7.200.781	1.809.622	-74,87	8.435.390	4.916.388	-41,72
CANADA	70.669	111.395	57,63	1.120.523	402.290	-64,1
MEXICO	20.815	142	-99,32	83.365	949	-98,86
GUATEMALA	0	14.009	-	0	33.172	-
PANAMA	0	3.797	-	0	8.460	-
VENEZUELA	0	4.395	-	0	30.562	-
ARGENTINA	7.635	10.830	41,85	18.667	80.283	330,08
BRAZIL	66.897	42.076	-37,1	70.212	43.256	-38,39
PERU	5.710	0	-100	18.301	0	-100
JAMAICA	24	0	-100	46	0	-100
PUERTO RICO	0	93	-	0	530	-
DOMINICAN REPUBLIC	70	0	-100	86	0	-100
ANGUILLA	335	0	-100	779	0	-100
CAYMAN ISLANDS	297	0	-100	350	0	-100
FRENCH POLYNESIA	459	8.754	1807,19	631	24.024	3707,29
NETHERLANDS ANTILLES	24	2.848	11766,67	389	27.104	6867,61
GUADELOUPE	90	0	-100	89	0	-100
UNITED KINGDOM	287.710	133.546	-53,58	650.961	350.754	-46,12
NETHERLANDS	21.349.077	9.089.467	-57,42	15.272.155	4.911.086	-67,84
FRANCE	49.457	75.648	52,96	187.454	300.382	60,24
GERMANY, FED. REP. OF	10.964.598	160.418	-98,54	8.296.452	575.163	-93,07
AUSTRIA	0	1	-	0	2	-
BELGIUM	5.551.986	189.117	-96,59	4.155.580	686.548	-83,48
SWITZERLAND	17.301	272.830	1476,96	27.942	130.216	366,02
DENMARK	41.948	45.125	7,57	87.431	115.678	32,31
NORWAY	3.710	58	-98,44	6.696	504	-92,47
SWEDEN	49	4.660	9410,2	351	17.082	4766,67
FINLAND	1.050	3.471	230,57	1.237	21.177	1611,96
IRELAND	1.167	492	-57,84	1.738	1.180	-32,11
ITALY	379.192	375.215	-1,05	534.064	795.099	48,88
SPAIN	5.741.366	231.034	-95,98	4.476.909	880.871	-80,32
PORTUGAL	3.165.987	4.409	-99,86	2.239.584	29.767	-98,67
GREECE	2.776	4.736	70,61	4.825	3.240	-32,85
HUNGARY	293	0	-100	450	0	-100
POLAND	167	0	-100	167	0	-100
BULGARIA	45.833	0	-100	48.466	0	-100
UKRAINE	1.664	0	-100	7.499	0	-100
UZBEKISTAN	120	0	-100	1.010	0	-100
SLOVAKIA	0	146	-	0	323	-
CZECH REPUBLIC	0	1.264	-	0	10.271	-
RUSSIA FEDERATION	147	0	-100	99	0	-100
-TEMBAGA	20.293.646	22.993.017	13,3	62.517.769	103.777.895	66
JAPAN	233.075	137.655	-40,94	536.285	7.022.901	1209,55
HONG KONG	1.286.534	1.455.033	13,1	3.354.639	5.829.547	73,78
KOREA, REPUBLIC OF	291.728	465.458	59,55	670.597	1.546.625	130,63
TAIWAN	1.410.989	1.112.175	-21,18	4.036.607	4.551.762	12,76
CHINA	3.138.594	4.756.597	51,55	8.806.083	15.887.434	80,41
THAILAND	7.954.818	5.076.344	-36,19	25.699.352	23.959.534	-6,77
SINGAPORE	1.412.944	1.247.420	-11,71	4.303.589	4.507.272	4,73
PHILIPPINES	1.578.397	1.374.650	-12,91	5.459.951	6.746.337	23,56
MALAYSIA	2.419.788	6.916.075	185,81	7.807.918	31.553.175	304,12
BRUNEI DARUSSALAM	973	0	-100	1.618	0	-100
VIET NAM	201.989	302.760	49,89	628.333	1.436.176	128,57
INDIA	79.831	0	-100	260.445	0	-100
BANGLADESH	62	0	-100	60	0	-100
SRI LANKA	0	2	-	0	360	-
TURKEY	5.310	0	-100	8.013	0	-100
MADAGASCAR	50.000	0	-100	26.500	0	-100
SEYCHELLES	0	59	-	0	207	-

TABEL 5. PERKEMBANGAN EKSPOR INDONESIA MENURUT KOMODITI DAN NEGARA TUJUAN

JENIS BARANG	BERAT BERSIH (KG)		PERUBAHAN	NILAI FOB (US \$)		Perubahan
	JAN - JAN 2005	JAN - JAN 2006	%	JAN - JAN 2005	JAN - JAN 2006	%
(1)	(2)	(3)	(4)	(5)	(6)	(7)
SOUTH AFRICA	0	1.055	-	0	4.283	-
AUSTRALIA	6.767	1.386	-79,52	27.851	4.005	-85,62
NEW ZEALAND	148	8	-94,59	204	260	27,45
FIJI	0	1.484	-	0	2.666	-
EAST TIMOR	12.246	0	-100	3.744	0	-100
UNITED STATES	161.034	109.501	-32	749.738	644.958	-13,98
CANADA	8.928	1.417	-84,13	49.652	6.177	-87,56
MEXICO	410	0	-100	1.165	0	-100
BRAZIL	16	352	2100	22	1.211	5404,55
COLOMBIA	1.548	0	-100	1.547	0	-100
ECUADOR	3.000	0	-100	13.020	0	-100
ANGUILLA	337	0	-100	781	0	-100
UNITED KINGDOM	1.424	2.188	53,65	37.774	10.474	-72,27
NETHERLANDS	264	25.500	9559,09	651	44.291	6703,53
FRANCE	338	3.872	1045,56	523	11.089	2020,27
GERMANY, FED. REP. OF	1.885	955	-49,34	1.846	2.393	29,63
BELGIUM	5.000	339	-93,22	2.453	532	-78,31
SWITZERLAND	0	4	-	0	14	-
DENMARK	51	32	-37,25	161	45	-72,05
FINLAND	4	0	-100	50	0	-100
ITALY	4.151	205	-95,06	9.194	280	-96,95
SPAIN	19.622	459	-97,66	10.124	3.627	-64,17
GREECE	0	15	-	0	138	-
UKRAINE	1.441	0	-100	7.279	0	-100
CROATIA	0	17	-	0	122	-
-SENG	146.278	253.475	73,28	169.920	318.385	87,37
JAPAN	56.121	145.195	158,72	39.673	145.578	266,94
TAIWAN	25.027	3.697	-85,23	19.355	1.500	-92,25
CHINA	0	9.053	-	0	29.976	-
THAILAND	0	74	-	0	318	-
SINGAPORE	61.925	15.346	-75,22	95.873	23.888	-75,08
PHILIPPINES	0	41.336	-	0	70.263	-
AUSTRALIA	0	21.052	-	0	29.869	-
EAST TIMOR	1.078	17.715	1543,32	1.484	16.634	1020,89
UNITED KINGDOM	2.101	0	-100	13.073	0	-100
FRANCE	11	0	-100	310	0	-100
GERMANY, FED. REP. OF	15	0	-100	152	0	-100
RUSSIA FEDERATION	0	7	-	0	359	-
-LOGAM TIDAK MULIA LAIN	4.328.985	4.051.967	-6,4	15.448.599	10.851.207	-29,76
JAPAN	1.455.875	714.751	-50,91	4.305.508	2.916.364	-32,26
HONG KONG	92.480	69.092	-25,29	245.126	182.856	-25,4
KOREA, REPUBLIC OF	575	2.398	317,04	6.751	8.045	19,17
TAIWAN	309	12.392	3910,36	766	55.135	7097,78
CHINA	27.600	89.812	225,41	156.201	213.389	36,61
PAPUA NEW GUINEA	20.501	0	-100	72.550	0	-100
THAILAND	189.053	212.454	12,38	809.171	1.366.073	68,82
SINGAPORE	335.700	1.293.353	285,27	3.571.185	1.702.231	-52,33
PHILIPPINES	306.082	89.903	-70,63	517.273	180.713	-65,06
MALAYSIA	213.173	144.551	-32,19	675.933	410.426	-39,28
MYANMAR (FORM. BURM	0	562	-	0	1.100	-
BRUNEI DARUSSALAM	2.247	11	-99,51	1.279	211	-83,5
VIET NAM	45.095	25.606	-43,22	84.721	111.682	31,82
MALDIVES	433	0	-100	686	0	-100
INDIA	28.893	86.976	201,03	115.289	117.052	1,53
PAKISTAN	20.197	4	-99,98	64.429	165	-99,74
BANGLADESH	0	20.187	-	0	66.674	-
SRI LANKA	1.289	6.177	379,21	11.708	14.049	19,99
SAUDI ARABIA	136	60.966	44727,94	354	39.622	11092,66
KUWAIT	10	19.384	193740	26	20.592	79100
JORDAN	0	8.295	-	0	13.818	-
LEBANON	16.602	0	-100	20.187	0	-100

TABEL 5. PERKEMBANGAN EKSPOR INDONESIA MENURUT KOMODITI DAN NEGARA TUJUAN

JENIS BARANG	BERAT BERSIH (KG)		PERUBAHAN	NILAI FOB (US \$)		Perubahan
	JAN - JAN 2005	JAN - JAN 2006	%	JAN - JAN 2005	JAN - JAN 2006	%
(1)	(2)	(3)	(4)	(5)	(6)	(7)
YEMEN	0	195	-	0	291	-
SYRIA ARAB REPUBLIC	20.500	56.207	174,18	20.055	33.251	65,8
TURKEY	17.660	0	-100	102.035	0	-100
UNITED ARAB EMIRATES	146.598	35.135	-76,03	198.769	120.426	-39,41
QATAR	8.295	0	-100	12.852	0	-100
EGYPT	200	822	311	42.651	1.750	-95,9
SUDAN	8.295	0	-100	15.309	0	-100
TANZANIA, UNITED REPU	0	2.386	-	0	10.092	-
MADAGASCAR	2.122	0	-100	731	0	-100
KENYA	0	220	-	0	2.200	-
REUNION	2.584	29	-98,88	7.871	44	-99,44
TOGO	0	8.704	-	0	20.105	-
GUINEA	0	16.229	-	0	9.130	-
CAMEROON	0	12.500	-	0	26.420	-
NIGERIA	0	18.865	-	0	55.384	-
BURKINA FASO	9.401	0	-100	22.724	0	-100
SEYCHELLES	0	140	-	0	488	-
SOUTH AFRICA	29.231	79.161	170,81	48.260	275.992	471,89
MAURITIUS	117.000	0	-100	316.596	0	-100
VIRGIN ISLANDS (BRITISH	1	0	-100	3	0	-100
AUSTRALIA	120.131	124.766	3,86	261.119	380.079	45,56
NEW ZEALAND	4.303	11.305	162,72	50.446	18.862	-62,61
NEW CALEDONIA	619	948	53,15	1.342	649	-51,64
NORTHERN MARIANA ISL	0	1	-	0	4	-
WALLIS AND FUTUNA ISL	0	683	-	0	279	-
FIJI	1.308	0	-100	7.190	0	-100
EAST TIMOR	4.133	102	-97,53	1.337	73	-94,54
UNITED STATES	255.989	138.357	-45,95	1.104.612	734.935	-33,47
CANADA	44.416	17.121	-61,45	231.579	17.927	-92,26
MEXICO	0	113	-	0	268	-
PANAMA	0	9.383	-	0	37.445	-
CHILE	0	17.852	-	0	97.294	-
VENEZUELA	0	109	-	0	63	-
ARGENTINA	0	2.696	-	0	19.164	-
BRAZIL	400	56	-86	29.251	625	-97,86
COLOMBIA	0	513	-	0	292	-
ECUADOR	0	70	-	0	10.640	-
TRINIDAD AND TOBAGO	14.057	0	-100	14.540	0	-100
DOMINICAN REPUBLIC	919	59	-93,58	687	67	-90,25
EL SALVADOR	0	32	-	0	67	-
COSTA RICA	0	1.646	-	0	774	-
BARBADOS	8.589	0	-100	11.385	0	-100
FRENCH POLYNESIA	617	0	-100	682	0	-100
NETHERLANDS ANTILLES	1.080	0	-100	622	0	-100
GUADELOUPE	0	2	-	0	11	-
UNITED KINGDOM	222.825	305.676	37,18	795.718	511.691	-35,69
NETHERLANDS	91.598	23.047	-74,84	465.161	61.232	-86,84
FRANCE	31.252	34.506	10,41	87.960	61.164	-30,46
GERMANY, FED. REP. OF	92.888	78.096	-15,92	335.487	471.525	40,55
AUSTRIA	0	223	-	0	198	-
BELGIUM	39.396	6.386	-83,79	53.508	11.458	-78,59
SWITZERLAND	568	1.994	251,06	4.909	21.241	332,7
DENMARK	13.408	0	-100	12.773	0	-100
NORWAY	0	24.432	-	0	37.872	-
SWEDEN	27.217	10.793	-60,34	75.729	63.525	-16,12
FINLAND	0	10.063	-	0	19.098	-
IRELAND	35.580	17.399	-51,1	57.010	21.971	-61,46
ITALY	97.678	71.813	-26,48	154.893	141.490	-8,65
SPAIN	67.613	43.100	-36,25	180.434	71.291	-60,49
GREECE	450	0	-100	7.527	0	-100
HUNGARY	0	768	-	0	1.165	-

TABEL 5. PERKEMBANGAN EKSPOR INDONESIA MENURUT KOMODITI DAN NEGARA TUJUAN

JENIS BARANG	BERAT BERSIH (KG)		PERUBAHAN	NILAI FOB (US \$)		Perubahan
	JAN - JAN 2005	JAN - JAN 2006	%	JAN - JAN 2005	JAN - JAN 2006	%
(1)	(2)	(3)	(4)	(5)	(6)	(7)
POLAND	28.050	4.600	-83,6	44.400	34.858	-21,49
BULGARIA	0	3.300	-	0	20.880	-
YUGOSLAVIA	0	135	-	0	25	-
CROATIA	0	639	-	0	4.500	-
MALTA	5.172	500	-90,33	7.168	546	-92,38
SLOVAKIA	0	9	-	0	64	-
SLOVENIA	0	1.207	-	0	125	-
CZECH REPUBLIC	428	0	-100	3.681	0	-100
RUSSIA FEDERATION	164	0	-100	450	0	-100
-PAKAIAN JADI	29.555.815	28.957.657	-2,02	428.085.420	428.916.726	0,19
JAPAN	696.440	855.801	22,88	11.357.057	12.238.475	7,76
HONG KONG	79.186	200.856	153,65	1.074.923	1.422.598	32,34
KOREA, REPUBLIC OF	184.752	120.601	-34,72	2.364.380	1.588.948	-32,8
TAIWAN	38.186	40.184	5,23	411.186	382.314	-7,02
CHINA	23.994	84.786	253,36	579.373	452.714	-21,86
MACAU	16	6	-62,5	824	238	-71,12
PAPUA NEW GUINEA	35.058	22.928	-34,6	77.996	61.876	-20,67
THAILAND	11.136	65.321	486,58	88.840	842.890	848,77
SINGAPORE	756.071	501.093	-33,72	6.989.655	3.335.610	-52,28
PHILIPPINES	59.558	16.115	-72,94	770.266	192.714	-74,98
MALAYSIA	524.544	805.859	53,63	2.159.328	1.866.749	-13,55
MYANMAR (FORM. BURM)	0	330	-	0	645	-
CAMBODIA	900	0	-100	2.872	0	-100
BRUNEI DARUSSALAM	1.472	5.132	248,64	10.029	17.347	72,97
VIET NAM	2.964	40.629	1270,75	58.086	31.073	-46,51
MALDIVES	24.566	1.299	-94,71	99.835	56.636	-43,27
INDIA	3.687	19.779	436,45	25.309	248.121	880,37
PAKISTAN	554	43.167	7691,88	6.484	251.525	3779,16
BANGLADESH	0	1.537	-	0	8.492	-
SRI LANKA	30.861	74.594	141,71	304.438	598.951	96,74
AFGHANISTAN	2.663	0	-100	14.120	0	-100
IRAN (ISLAMIC REPUBLIC)	0	336	-	0	2.178	-
SAUDI ARABIA	549.487	348.878	-36,51	4.093.519	2.389.602	-41,62
KUWAIT	10.395	28.672	175,82	95.803	221.395	131,09
JORDAN	510	597	17,06	1.202	3.516	192,51
LEBANON	552	1.757	218,3	26.843	54.174	101,82
YEMEN	51.611	24.083	-53,34	378.634	340.414	-10,09
OMAN	511	18	-96,48	2.250	231	-89,73
SYRIA ARAB REPUBLIC	0	2	-	0	23	-
TURKEY	188.627	21.432	-88,64	436.218	576.583	32,18
UNITED ARAB EMIRATES	884.144	787.469	-10,93	9.340.120	8.672.348	-7,15
QATAR	1.214	483	-60,21	25.472	10.452	-58,97
BAHRAIN	6.825	6.610	-3,15	143.707	15.592	-89,15
CYPRUS	0	929	-	0	10.142	-
EGYPT	336	64.660	19144,05	13.643	738.146	5310,44
MOROCCO	9.072	33	-99,64	81.729	930	-98,86
TUNISIA	0	10.127	-	0	50.497	-
ALGERIA	14.212	16.015	12,69	213.180	183.692	-13,83
SUDAN	169.387	78.212	-53,83	3.025.044	1.105.991	-63,44
ERITREA	1.696	0	-100	4.495	0	-100
NAMIBIA	76	0	-100	1.027	0	-100
ETHIOPIA	232.908	99.915	-57,1	3.984.481	1.593.477	-60,01
TANZANIA, UNITED REPU	5.695	5.500	-3,42	7.345	9.856	34,19
MADAGASCAR	11.331	686	-93,95	41.389	1.200	-97,1
SOMALIA	0	8.740	-	0	134.400	-
KENYA	159.782	212.076	32,73	557.312	607.489	9
REUNION	1.560	5.538	255	8.260	45.556	451,53
MOZAMBIQUE	14.782	5.695	-61,47	23.605	6.995	-70,37
TOGO	396.666	545.584	37,54	1.449.707	1.086.760	-25,04
GHANA	99.093	153.334	54,74	226.868	276.947	22,07
LIBERIA	28.845	26.531	-8,02	57.200	27.000	-52,8

TABEL 5. PERKEMBANGAN EKSPOR INDONESIA MENURUT KOMODITI DAN NEGARA TUJUAN

JENIS BARANG	BERAT BERSIH (KG)		PERUBAHAN	NILAI FOB (US \$)		Perubahan
	JAN - JAN 2005	JAN - JAN 2006	%	JAN - JAN 2005	JAN - JAN 2006	%
(1)	(2)	(3)	(4)	(5)	(6)	(7)
GUINEA	639.549	165.346	-74,15	3.019.565	159.870	-94,71
ANGOLA	79.733	98.878	24,01	405.686	311.403	-23,24
CONGO	62.000	87.529	41,18	107.910	119.197	10,46
CAMEROON	32.240	92.075	185,59	55.529	142.252	156,18
NIGERIA	565.090	93.800	-83,4	4.653.563	107.215	-97,7
GABON	6.583	0	-100	13.614	0	-100
COTE D'IVOIRE	33.999	25.000	-26,47	60.000	35.310	-41,15
SENEGAL	46.767	210.125	349,3	40.173	219.278	445,83
MAURITANIA	81.576	0	-100	585.086	0	-100
MALI	109.100	36.000	-67	163.391	56.496	-65,42
BENIN	76.211	221.796	191,03	655.085	1.332.248	103,37
BURKINA FASO	12.000	0	-100	17.440	0	-100
GAMBIA	10.199	13.600	33,35	10.994	9.600	-12,68
U.S. VIRGIN ISLANDS	0	22	-	0	163	-
SEYCHELLES	44	27	-38,64	2.579	10.717	315,55
UGANDA	5.941	17.412	193,08	5.422	1.879	-65,34
CENTRAL AFRICAN REPUI	0	76	-	0	10.519	-
NIGER	17.458	0	-100	74.470	0	-100
DJIBOUTI	21.302	135.352	535,4	73.815	517.090	600,52
SAO TOME AND PRINCIPE	3.402	0	-100	3.213	0	-100
SWAZILAND	2.207	0	-100	24.109	0	-100
SOUTH AFRICA	106.969	30.141	-71,82	1.395.231	411.968	-70,47
ZIMBABWE	0	12.879	-	0	75.098	-
MAURITIUS	421	1.727	310,21	5.643	16.838	198,39
VIRGIN ISLANDS (BRITISH	619	0	-100	18.155	0	-100
AUSTRALIA	146.792	231.468	57,68	2.303.765	3.914.388	69,91
NEW ZEALAND	24.961	15.673	-37,21	282.435	316.413	12,03
GUAM	205	379	84,88	7.818	6.714	-14,12
NEW CALEDONIA	2.444	12.098	395,01	34.072	166.483	388,62
NORTHERN MARIANA ISL	0	35	-	0	802	-
SAINT VINCENT AND THE	0	51	-	0	369	-
VANUATU	78	878	1025,64	130	4.319	3222,31
COOK ISLANDS	0	390	-	0	2.049	-
FIJI	4.416	4.050	-8,29	62.886	68.894	9,55
EAST TIMOR	4.056	5.644	39,15	54.706	8.509	-84,45
UNITED STATES	14.857.666	14.878.660	0,14	246.741.020	258.374.098	4,71
CANADA	498.061	365.638	-26,59	9.324.290	7.804.961	-16,29
MEXICO	120.589	92.520	-23,28	2.238.401	1.379.174	-38,39
HONDURAS	14.163	0	-100	58.282	0	-100
PANAMA	97.414	154.764	58,87	1.311.208	1.641.022	25,15
SURINAME	0	8.526	-	0	42.150	-
CHILE	14.738	8.496	-42,35	218.378	168.690	-22,75
VENEZUELA	0	48.568	-	0	113.296	-
ARGENTINA	3.250	14.498	346,09	53.048	255.844	382,29
BRAZIL	48.110	90.058	87,19	256.623	612.675	138,75
COLOMBIA	570	235	-58,77	10.864	2.506	-76,93
URUGUAY	603	21	-96,52	12.641	630	-95,02
PARAGUAY	0	3	-	0	49	-
ECUADOR	560	723	29,11	10.588	15.740	48,66
PERU	87	233	167,82	1.296	1.425	9,95
BAHAMAS	0	4.353	-	0	1.550	-
JAMAICA	40	0	-100	275	0	-100
PUERTO RICO	18.941	18.650	-1,54	303.631	311.972	2,75
DOMINICAN REPUBLIC	0	156	-	0	2.169	-
EL SALVADOR	0	647	-	0	1.320	-
COSTA RICA	410	932	127,32	7.881	9.795	24,29
ANTIGUA AND BARBUDA	0	273	-	0	131	-
FRENCH POLYNESIA	8.620	7.643	-11,33	43.950	61.136	39,1
MARTINIQUE	0	206	-	0	2.759	-
NETHERLANDS ANTILLES	15.638	21.928	40,22	120.284	279.763	132,59
SAINT LUCIA	193	0	-100	5.757	0	-100

TABEL 5. PERKEMBANGAN EKSPOR INDONESIA MENURUT KOMODITI DAN NEGARA TUJUAN

JENIS BARANG	BERAT BERSIH (KG)		PERUBAHAN	NILAI FOB (US \$)		Perubahan
	JAN - JAN 2005	JAN - JAN 2006	%	JAN - JAN 2005	JAN - JAN 2006	%
(1)	(2)	(3)	(4)	(5)	(6)	(7)
GUADELOUPE	179	981	448,04	6.388	4.797	-24,91
UNITED KINGDOM	1.499.569	1.563.131	4,24	24.027.889	24.757.372	3,04
NETHERLANDS	508.819	543.483	6,81	10.015.980	9.568.510	-4,47
FRANCE	543.656	502.390	-7,59	9.059.071	7.942.414	-12,33
GERMANY, FED. REP. OF	2.253.891	1.953.130	-13,34	33.634.417	34.849.607	3,61
AUSTRIA	32.320	22.671	-29,85	483.336	357.751	-25,98
BELGIUM	429.342	440.410	2,58	7.862.402	9.068.151	15,34
SWITZERLAND	99.012	58.132	-41,29	1.733.263	964.306	-44,36
DENMARK	56.784	22.590	-60,22	719.106	459.517	-36,1
NORWAY	24.496	31.315	27,84	387.928	597.838	54,11
SWEDEN	53.392	69.429	30,04	970.489	1.368.715	41,03
FINLAND	27.013	18.494	-31,54	221.074	226.481	2,45
IRELAND	36.743	26.491	-27,9	503.671	501.836	-0,36
ITALY	320.935	402.379	25,38	7.094.670	7.862.158	10,82
SPAIN	267.978	568.349	112,09	3.765.156	7.810.303	107,44
PORTUGAL	4.040	11.917	194,98	46.590	105.473	126,39
ICELAND	351	0	-100	9.594	0	-100
GREECE	16.706	18.044	8,01	184.524	145.042	-21,4
CZECHOSLOVAKIA	141.994	47.996	-66,2	253.144	111.390	-56
HUNGARY	4.253	2.612	-38,58	54.290	49.740	-8,38
POLAND	23.944	12.452	-48	288.207	181.738	-36,94
ROMANIA	0	16	-	0	1.234	-
BULGARIA	249	1.025	311,65	6.257	33.535	435,96
YUGOSLAVIA	93	150	61,29	3.656	3.960	8,32
BELARUS	0	33	-	0	2.170	-
MOLDOVA, REPUBLIC OF	8	0	-100	220	0	-100
UKRAINE	38.024	9.517	-74,97	353.735	161.084	-54,46
UZBEKISTAN	4	0	-100	40	0	-100
ESTONIA	2.706	5.425	100,48	49.264	39.153	-20,52
CROATIA	1.651	2.394	45	24.522	50.335	105,26
MALTA	432	5.265	1118,75	5.923	22.755	284,18
SLOVAKIA	209	949	354,07	3.586	4.236	18,13
SLOVENIA	304	0	-100	5.757	0	-100
CZECH REPUBLIC	3.697	3.048	-17,55	53.168	91.187	71,51
RUSSIA FEDERATION	51.081	29.328	-42,59	769.147	701.500	-8,8
-KAIN TENUN	23.674.684	22.363.158	-5,54	108.954.888	105.275.642	-3,38
JAPAN	2.409.284	2.492.513	3,45	9.381.592	9.738.033	3,8
HONG KONG	616.091	740.054	20,12	5.071.993	4.020.755	-20,73
KOREA, REPUBLIC OF	230.639	275.888	19,62	1.375.916	1.170.876	-14,9
TAIWAN	176.305	61.576	-65,07	912.335	231.236	-74,65
CHINA	464.520	486.422	4,71	2.878.940	3.173.475	10,23
MACAU	9.444	12.502	32,38	61.616	79.091	28,36
PAPUA NEW GUINEA	9.999	18.546	85,48	46.149	90.071	95,17
THAILAND	817.362	606.210	-25,83	4.528.707	2.770.960	-38,81
SINGAPORE	314.464	259.123	-17,6	2.166.924	1.682.930	-22,34
PHILIPPINES	554.690	397.884	-28,27	2.077.034	3.715.233	78,87
MALAYSIA	1.898.541	1.324.461	-30,24	5.635.067	4.687.964	-16,81
MYANMAR (FORM. BURM)	38.969	40.591	4,16	249.948	254.498	1,82
CAMBODIA	135.170	347.170	156,84	573.383	1.167.627	103,64
BRUNEI DARUSSALAM	9.449	16.284	72,34	39.879	105.965	165,72
LAO PEOPLE'S DEMOCRAT	24.338	0	-100	69.993	0	-100
NEPAL	4.436	0	-100	15.811	0	-100
VIET NAM	156.510	277.983	77,61	1.140.573	1.766.190	54,85
MALDIVES	42.432	0	-100	174.545	0	-100
INDIA	128.328	175.738	36,94	879.438	1.088.031	23,72
PAKISTAN	94.988	68.332	-28,06	509.541	229.453	-54,97
BANGLADESH	822.492	630.040	-23,4	2.848.249	2.714.187	-4,71
SRI LANKA	515.946	353.319	-31,52	2.949.556	1.934.765	-34,4
AFGHANISTAN	39.703	0	-100	176.412	0	-100
IRAN (ISLAMIC REPUBLIC)	91.602	133.530	45,77	335.152	571.984	70,66
SAUDI ARABIA	845.076	571.499	-32,37	4.263.182	3.284.235	-22,96

TABEL 5. PERKEMBANGAN EKSPOR INDONESIA MENURUT KOMODITI DAN NEGARA TUJUAN

JENIS BARANG	BERAT BERSIH (KG)		PERUBAHAN	NILAI FOB (US \$)		Perubahan
	JAN - JAN 2005	JAN - JAN 2006	%	JAN - JAN 2005	JAN - JAN 2006	%
(1)	(2)	(3)	(4)	(5)	(6)	(7)
KUWAIT	81.500	81.906	0,5	543.083	559.666	3,05
JORDAN	50.063	197.097	293,7	182.431	1.039.196	469,64
LEBANON	31.328	20.404	-34,87	159.458	107.887	-32,34
YEMEN	203.672	153.781	-24,5	1.212.785	909.787	-24,98
OMAN	21.336	61.660	189	108.477	294.982	171,93
SYRIA ARAB REPUBLIC	195.760	122.815	-37,26	1.118.267	709.305	-36,57
TURKEY	1.059.741	1.923.120	81,47	3.773.579	8.426.553	123,3
UNITED ARAB EMIRATES	2.037.761	1.895.176	-7	11.431.438	11.653.399	1,94
QATAR	4.199	33.017	686,31	30.253	173.052	472,02
BAHRAIN	11.427	27.009	136,36	61.281	236.664	286,19
CYPRUS	14.663	26.842	83,06	71.558	139.016	94,27
EGYPT	186.003	175.801	-5,48	625.254	656.722	5,03
LIBYAN ARAB JAMAHIRTY	0	56.000	-	0	283.499	-
MOROCCO	52.774	51.596	-2,23	180.946	471.621	160,64
TUNISIA	7.275	18.561	155,13	34.356	108.757	216,56
SUDAN	34.689	51.184	47,55	150.105	336.998	124,51
LESOTHO	0	47.441	-	0	173.072	-
MADAGASCAR	1.562	48.181	2984,57	1.860	178.931	9519,95
KENYA	79.313	117.806	48,53	394.456	471.152	19,44
MOZAMBIQUE	78.368	123.452	57,53	117.004	182.463	55,95
BOTSWANA	37.908	0	-100	190.660	0	-100
TOGO	9.463	18.189	92,21	176.327	69.165	-60,77
GHANA	46.000	16.054	-65,1	205.456	90.261	-56,07
CAMEROON	0	9.424	-	0	63.808	-
NIGERIA	216.943	724	-99,67	1.583.834	23.420	-98,52
GABON	3.054	0	-100	5.940	0	-100
MALI	0	1.428	-	0	12.071	-
BENIN	9.640	17.262	79,07	91.045	162.205	78,16
NIGER	43.183	0	-100	134.376	0	-100
DJIBOUTI	8.501	8.918	4,91	30.285	40.350	33,23
SWAZILAND	29.228	20.126	-31,14	133.531	46.202	-65,4
SOUTH AFRICA	343.564	231.818	-32,53	1.418.903	1.280.471	-9,76
ZIMBABWE	51.891	4.151	-92	167.429	22.527	-86,55
MAURITIUS	6.964	0	-100	61.183	0	-100
ZAIRE	0	12.600	-	0	99.351	-
VIRGIN ISLANDS (BRITISH)	1.775	0	-100	11.630	0	-100
AUSTRALIA	316.954	248.331	-21,65	1.128.137	885.337	-21,52
NEW ZEALAND	69.459	20.923	-69,88	327.390	121.278	-62,96
FIJI	44.565	10.946	-75,44	165.882	71.023	-57,18
EAST TIMOR	12	787	6458,33	503	1.153	129,22
UNITED STATES	1.717.008	1.275.273	-25,73	8.384.402	6.152.102	-26,62
CANADA	119.223	97.483	-18,23	668.861	563.892	-15,69
MEXICO	225.942	398.667	76,45	1.135.832	1.478.456	30,17
GUATEMALA	8.450	27.175	221,6	41.102	68.932	67,71
HONDURAS	63.455	0	-100	306.031	0	-100
NICARAGUA	3.094	0	-100	8.634	0	-100
PANAMA	113.239	60.495	-46,58	536.792	310.059	-42,24
CHILE	44.479	57.774	29,89	185.804	235.991	27,01
VENEZUELA	49.059	43.546	-11,24	308.950	159.387	-48,41
ARGENTINA	171.686	63.974	-62,74	556.212	261.398	-53
BRAZIL	104.492	93.741	-10,29	378.648	569.398	50,38
COLOMBIA	87.727	27.253	-68,93	418.660	160.274	-61,72
URUGUAY	1.911	0	-100	11.084	0	-100
PARAGUAY	11.920	0	-100	119.208	0	-100
ECUADOR	7.424	0	-100	39.354	0	-100
PERU	28.998	9.888	-65,9	135.760	54.945	-59,53
GUYANA	25.784	0	-100	113.292	0	-100
DOMINICAN REPUBLIC	34.729	46.474	33,82	168.529	312.512	85,44
EL SALVADOR	8.598	34.148	297,16	46.460	168.193	262,02
COSTA RICA	1.680	163	-90,3	10.366	232	-97,76
FRENCH POLYNESIA	935	1.495	59,89	11.736	20.892	78,02

TABEL 5. PERKEMBANGAN EKSPOR INDONESIA MENURUT KOMODITI DAN NEGARA TUJUAN

JENIS BARANG	BERAT BERSIH (KG)		PERUBAHAN	NILAI FOB (US \$)		Perubahan
	JAN - JAN 2005	JAN - JAN 2006	%	JAN - JAN 2005	JAN - JAN 2006	%
(1)	(2)	(3)	(4)	(5)	(6)	(7)
NETHERLANDS ANTILLES	3.949	561	-85,79	25.341	3.938	-84,46
UNITED KINGDOM	689.218	347.347	-49,6	2.849.222	1.778.996	-37,56
NETHERLANDS	470.974	582.913	23,77	2.254.795	2.253.571	-0,05
FRANCE	248.592	249.176	0,23	1.160.349	1.129.090	-2,69
GERMANY, FED. REP. OF	784.851	882.423	12,43	3.847.019	4.098.599	6,54
AUSTRIA	7.950	8.191	3,03	56.674	51.095	-9,84
BELGIUM	337.829	251.424	-25,58	1.081.740	875.481	-19,07
SWITZERLAND	0	6	-	0	67	-
DENMARK	7.886	15.893	101,53	64.717	108.830	68,16
SWEDEN	16.484	410	-97,51	226.018	2.508	-98,89
FINLAND	21.973	38.877	76,93	168.742	251.060	48,78
IRELAND	80	189	136,25	606	1.900	213,53
ITALY	1.363.884	1.690.747	23,97	4.269.919	5.487.709	28,52
SPAIN	530.416	366.225	-30,96	1.936.361	1.337.142	-30,95
PORTUGAL	67.516	92.469	36,96	373.796	405.782	8,56
GREECE	122.854	52.764	-57,05	666.859	305.360	-54,21
HUNGARY	29.656	108.677	266,46	204.888	407.301	98,79
POLAND	133.098	125.198	-5,94	690.795	772.104	11,77
BULGARIA	55.193	10.222	-81,48	313.324	57.420	-81,67
BELARUS	22.203	16.792	-24,37	139.386	105.308	-24,45
UKRAINE	48.105	90.844	88,85	318.451	536.883	68,59
UZBEKISTAN	0	19.547	-	0	14.661	-
LATVIA	0	183	-	0	2.924	-
ESTONIA	226	5.298	2244,25	6.197	15.844	155,67
SLOVAKIA	19.004	9.290	-51,12	128.257	79.295	-38,17
SLOVENIA	578	0	-100	4.648	0	-100
CZECH REPUBLIC	5.038	7.882	56,45	39.768	57.382	44,29
RUSSIA FEDERATION	15.978	7.866	-50,77	150.262	39.826	-73,5
-TEKSTIL LAINNYA	80.620.226	92.537.152	14,78	173.397.515	192.645.087	11,1
JAPAN	7.596.649	6.494.899	-14,5	21.770.530	17.818.303	-18,15
HONG KONG	2.995.744	3.149.062	5,12	5.907.251	6.134.117	3,84
KOREA, DEMOCRATIC PEC	208.383	82.666	-60,33	426.122	181.929	-57,31
KOREA, REPUBLIC OF	6.598.027	7.481.490	13,39	14.395.911	17.102.440	18,8
TAIWAN	2.992.809	2.681.249	-10,41	5.503.242	5.210.130	-5,33
CHINA	5.210.102	3.127.349	-39,98	8.590.700	6.253.372	-27,21
MACAU	0	263.994	-	0	688.070	-
PAPUA NEW GUINEA	32.595	30.362	-6,85	60.748	68.118	12,13
THAILAND	1.615.303	2.319.499	43,6	3.695.988	5.622.669	52,13
SINGAPORE	1.221.833	2.437.000	99,45	3.963.702	4.810.978	21,38
PHILIPPINES	2.354.642	2.575.235	9,37	4.539.548	4.814.669	6,06
MALAYSIA	2.027.297	2.486.303	22,64	4.950.814	5.596.010	13,03
MYANMAR (FORM. BURM	2.448	11.819	382,8	11.559	55.737	382,2
CAMBODIA	45.105	57.306	27,05	169.965	189.594	11,55
BRUNEI DARUSSALAM	10.636	15.787	48,43	31.425	11.842	-62,32
VIET NAM	2.531.243	2.749.186	8,61	4.311.518	4.536.890	5,23
MALDIVES	20.866	2.424	-88,38	95.201	27.362	-71,26
INDIA	4.660.183	5.331.138	14,4	8.187.090	7.392.204	-9,71
PAKISTAN	536.313	3.043.258	467,44	1.036.052	4.606.730	344,64
BANGLADESH	2.008.429	2.120.502	5,58	4.415.832	5.087.945	15,22
SRI LANKA	1.040.263	1.131.704	8,79	2.884.048	3.033.435	5,18
AFGHANISTAN	7.216	0	-100	55.860	0	-100
IRAN (ISLAMIC REPUBLIC	2.402.567	2.468.974	2,76	3.687.338	5.438.334	47,49
SAUDI ARABIA	282.947	95.497	-66,25	1.348.050	491.149	-63,57
KUWAIT	4.107	26.142	536,52	24.404	161.592	562,15
JORDAN	39.758	42.428	6,72	77.097	89.530	16,13
LEBANON	0	16.959	-	0	66.962	-
YEMEN	35.726	118.549	231,83	122.909	346.864	182,21
OMAN	36.217	10.668	-70,54	32.398	48.978	51,18
SYRIA ARAB REPUBLIC	453.238	676.197	49,19	820.726	986.173	20,16
TURKEY	4.056.863	5.118.722	26,17	7.496.952	9.082.039	21,14
UNITED ARAB EMIRATES	459.831	246.661	-46,36	1.919.702	1.970.757	2,66

TABEL 5. PERKEMBANGAN EKSPOR INDONESIA MENURUT KOMODITI DAN NEGARA TUJUAN

JENIS BARANG	BERAT BERSIH (KG)		PERUBAHAN	NILAI FOB (US \$)		Perubahan
	JAN - JAN 2005	JAN - JAN 2006	%	JAN - JAN 2005	JAN - JAN 2006	%
(1)	(2)	(3)	(4)	(5)	(6)	(7)
BAHRAIN	130	0	-100	1.600	0	-100
CYPRUS	208	54	-74,04	1.383	393	-71,58
EGYPT	2.088.190	3.623.333	73,52	3.557.591	5.903.717	65,95
MOROCCO	210.585	816.448	287,7	314.155	991.991	215,76
TUNISIA	49.497	37.714	-23,81	92.547	76.695	-17,13
ALGERIA	113.126	213.753	88,95	222.803	386.869	73,64
SUDAN	22.275	0	-100	30.120	0	-100
ETHIOPIA	13.200	6.600	-50	45.540	22.770	-50
TANZANIA, UNITED REPU	28.728	50.688	76,44	58.707	99.348	69,23
MADAGASCAR	23.377	0	-100	40.185	0	-100
KENYA	99.268	50.445	-49,18	177.329	58.465	-67,03
REUNION	2.457	1.347	-45,18	2.503	1.712	-31,6
TOGO	6.732	0	-100	18.779	0	-100
GHANA	14.759	34.530	133,96	34.620	159.008	359,3
GUINEA	28.378	0	-100	72.940	0	-100
CONGO	0	22.680	-	0	78.246	-
CAMEROON	141	0	-100	400	0	-100
NIGERIA	62.612	0	-100	494.104	0	-100
GABON	1.923	0	-100	3.740	0	-100
COTE D'IVOIRE	15.909	28.644	80,05	39.950	78.857	97,39
SENEGAL	0	3	-	0	5	-
MAURITANIA	122.187	9.300	-92,39	320.418	195.000	-39,14
BENIN	7.689	43.998	472,22	49.043	378.109	670,97
GAMBIA	9.199	9.604	4,4	14.043	8.039	-42,75
U.S. VIRGIN ISLANDS	0	42	-	0	316	-
SEYCHELLES	0	76	-	0	1.354	-
UGANDA	0	70	-	0	900	-
NIGER	63.666	0	-100	107.730	0	-100
DJIBOUTI	200.000	199.998	0	486.000	470.000	-3,29
SOUTH AFRICA	526.582	422.026	-19,86	1.169.906	908.522	-22,34
ZIMBABWE	5.890	7.400	25,64	11.655	60.952	422,97
ZAMBIA	0	8.191	-	0	19.694	-
MAURITIUS	86.159	94.160	9,29	190.612	266.447	39,79
VIRGIN ISLANDS (BRITISH	78	0	-100	119	0	-100
AUSTRALIA	1.453.158	1.107.567	-23,78	3.285.279	2.474.861	-24,67
NEW ZEALAND	226.485	241.699	6,72	680.964	798.493	17,26
MICRONESIA, FEDERATEI	799	0	-100	250	0	-100
GUAM	1	122	12100	34	855	2414,71
PALAU	101	34	-66,34	111	4.728	4159,46
NEW CALEDONIA	1.011	2.510	148,27	3.354	16.089	379,7
NORTHERN MARIANA ISL	101	0	-100	362	0	-100
SAINT VINCENT AND THE	179	0	-100	1.190	0	-100
VANUATU	477	241	-49,48	781	455	-41,74
WALLIS AND FUTUNA ISL	0	1.142	-	0	1.487	-
COOK ISLANDS	400	2.023	405,75	4.320	3.612	-16,39
FIJI	5.317	10.472	96,95	17.197	51.256	198,05
EAST TIMOR	6.903	148	-97,86	3.329	87	-97,39
UNITED STATES	4.050.239	6.929.825	71,1	9.786.662	15.589.638	59,29
CANADA	387.725	370.096	-4,55	962.414	812.623	-15,56
MEXICO	486.216	759.501	56,21	1.216.444	1.408.787	15,81
GUATEMALA	41.382	23.189	-43,96	73.012	32.603	-55,35
PANAMA	0	43.559	-	0	100.401	-
CHILE	264.144	295.701	11,95	504.077	676.711	34,25
VENEZUELA	862.742	554.816	-35,69	2.624.605	1.289.236	-50,88
ARGENTINA	1.956.366	1.332.208	-31,9	3.867.387	2.664.555	-31,1
BRAZIL	4.490.052	6.659.994	48,33	7.401.212	11.107.234	50,07
COLOMBIA	773.096	505.420	-34,62	1.687.781	1.036.444	-38,59
URUGUAY	31.315	98.915	215,87	52.622	190.485	261,99
PARAGUAY	18.144	0	-100	39.377	0	-100
ECUADOR	123.915	25.200	-79,66	205.043	27.720	-86,48
PERU	71.008	146.996	107,01	142.690	283.392	98,61

TABEL 5. PERKEMBANGAN EKSPOR INDONESIA MENURUT KOMODITI DAN NEGARA TUJUAN

JENIS BARANG	BERAT BERSIH (KG)		PERUBAHAN	NILAI FOB (US \$)		Perubahan
	JAN - JAN 2005	JAN - JAN 2006	%	JAN - JAN 2005	JAN - JAN 2006	%
(1)	(2)	(3)	(4)	(5)	(6)	(7)
GUYANA	3.499	0	-100	5.100	0	-100
TRINIDAD AND TOBAGO	12.593	15.428	22,51	21.482	27.226	26,74
BAHAMAS	0	547	-	0	195	-
JAMAICA	8	44.278	553375	56	66.931	119419,64
PUERTO RICO	0	320	-	0	6.358	-
DOMINICAN REPUBLIC	0	45.043	-	0	97.065	-
EL SALVADOR	111.470	66.941	-39,95	196.683	105.149	-46,54
COSTA RICA	60.255	4.429	-92,65	231.230	5.621	-97,57
ANGUILLA	1.139	0	-100	4.953	0	-100
CAYMAN ISLANDS	103	0	-100	122	0	-100
FRENCH POLYNESIA	9.692	8.721	-10,02	32.124	17.306	-46,13
MARTINIQUE	0	115	-	0	1.077	-
NETHERLANDS ANTILLES	103	1.636	1488,35	3.372	26.825	695,52
TURKS AND CAICOS ISLAI	0	417	-	0	120	-
GUADELOUPE	1.386	2.132	53,82	2.400	6.582	174,25
UNITED KINGDOM	577.287	844.757	46,33	1.335.722	2.208.166	65,32
NETHERLANDS	182.665	489.911	168,2	501.794	1.049.145	109,08
FRANCE	140.441	89.060	-36,59	404.183	523.313	29,47
GERMANY, FED. REP. OF	1.323.502	1.759.084	32,91	3.373.279	4.347.752	28,89
AUSTRIA	4.548	730	-83,95	15.632	6.693	-57,18
BELGIUM	1.929.481	1.884.348	-2,34	4.274.735	3.712.755	-13,15
SWITZERLAND	4.359	23.670	443,01	10.930	52.472	380,07
DENMARK	65.408	67.032	2,48	197.590	238.048	20,48
NORWAY	1.953	6.806	248,49	9.327	78.174	738,15
SWEDEN	92.367	178.944	93,73	478.168	1.049.587	119,5
FINLAND	35.330	24.191	-31,53	76.078	55.350	-27,25
IRELAND	0	257	-	0	126	-
ITALY	2.383.625	2.470.828	3,66	4.907.687	5.127.024	4,47
SPAIN	2.219.895	1.551.533	-30,11	4.552.854	3.371.740	-25,94
PORTUGAL	234.466	307.039	30,95	650.858	727.645	11,8
GREECE	293.436	524.010	78,58	627.006	1.262.837	101,41
HUNGARY	200.564	106.086	-47,11	384.188	341.872	-11,01
POLAND	136.710	508.654	272,07	276.081	965.442	249,7
ROMANIA	27.638	0	-100	83.613	0	-100
KAZAKHSTAN	4.193	0	-100	33.170	0	-100
LITHUANIA	0	135.862	-	0	214.524	-
ESTONIA	20.026	0	-100	50.347	0	-100
GEORGIA	0	4.088	-	0	1.800	-
CROATIA	24	21	-12,5	94	150	59,57
SLOVAKIA	84	35.638	42326,19	964	56.463	5757,16
CZECH REPUBLIC	0	126.366	-	0	207.468	-
RUSSIA FEDERATION	415	2.719	555,18	3.992	22.003	451,18
-BARANG DARI KARET	33.920.347	31.875.518	-6,03	76.522.211	84.076.957	9,87
JAPAN	5.591.130	6.716.685	20,13	15.607.574	18.112.637	16,05
HONG KONG	573.906	390.809	-31,9	1.770.366	1.159.079	-34,53
KOREA, REPUBLIC OF	463.637	482.192	4	772.824	1.157.320	49,75
TAIWAN	460.305	337.917	-26,59	1.041.766	961.303	-7,72
CHINA	584.895	222.523	-61,96	863.795	511.783	-40,75
PAPUA NEW GUINEA	246.690	250.252	1,44	492.059	543.186	10,39
THAILAND	560.335	439.689	-21,53	1.709.950	1.648.263	-3,61
SINGAPORE	1.782.790	616.688	-65,41	4.510.112	3.723.254	-17,45
PHILIPPINES	1.172.896	845.306	-27,93	1.856.195	1.571.760	-15,32
MALAYSIA	2.208.522	938.297	-57,51	1.837.884	1.795.840	-2,29
MYANMAR (FORM. BURM	73.467	39.328	-46,47	156.276	82.119	-47,45
CAMBODIA	17.958	78.407	336,61	38.546	172.692	348,02
BRUNEI DARUSSALAM	45.720	37.995	-16,9	74.792	75.922	1,51
LAO PEOPLE'S DEMOCRAT	2.723	6.226	128,64	5.797	14.809	155,46
NEPAL	7.474	9.277	24,12	15.972	21.224	32,88
VIET NAM	208.292	235.581	13,1	292.642	672.799	129,91
MALDIVES	0	5.887	-	0	14.441	-
INDIA	26.085	81.099	210,9	73.083	182.352	149,51

TABEL 5. PERKEMBANGAN EKSPOR INDONESIA MENURUT KOMODITI DAN NEGARA TUJUAN

JENIS BARANG	BERAT BERSIH (KG)		PERUBAHAN	NILAI FOB (US \$)		Perubahan
	JAN - JAN 2005	JAN - JAN 2006	%	JAN - JAN 2005	JAN - JAN 2006	%
(1)	(2)	(3)	(4)	(5)	(6)	(7)
PAKISTAN	313.124	261.383	-16,52	571.178	568.421	-0,48
BANGLADESH	186.432	154.868	-16,93	328.284	286.808	-12,63
SRI LANKA	342.164	185.080	-45,91	661.903	418.061	-36,84
AFGHANISTAN	22.441	30.832	37,39	32.550	80.909	148,57
IRAQ	0	12.174	-	0	33.801	-
IRAN (ISLAMIC REPUBLIC)	321.202	291.210	-9,34	698.142	736.483	5,49
SAUDI ARABIA	1.466.526	1.151.963	-21,45	2.839.956	2.543.702	-10,43
KUWAIT	37.387	63.657	70,27	73.609	145.083	97,1
JORDAN	279.998	193.057	-31,05	400.195	314.854	-21,32
LEBANON	76.993	160.193	108,06	182.235	373.802	105,12
YEMEN	272.440	252.860	-7,19	504.127	557.452	10,58
OMAN	56.151	18.825	-66,47	112.493	38.164	-66,07
SYRIA ARAB REPUBLIC	136.614	122.672	-10,21	296.515	299.367	0,96
TURKEY	440.343	252.018	-42,77	861.084	640.299	-25,64
UNITED ARAB EMIRATES	1.456.293	1.456.037	-0,02	3.359.801	3.428.959	2,06
QATAR	31.875	42.726	34,04	68.152	97.587	43,19
BAHRAIN	26.755	0	-100	61.651	0	-100
CYPRUS	23.859	19.116	-19,88	63.962	62.084	-2,94
EGYPT	661.069	823.374	24,55	1.140.387	1.713.726	50,28
LIBYAN ARAB JAMAHIRY	249.037	112.816	-54,7	560.135	274.945	-50,91
MOROCCO	33.465	454	-98,64	84.030	2.020	-97,6
TUNISIA	0	10.674	-	0	26.537	-
ALGERIA	39.020	0	-100	83.331	0	-100
SUDAN	38.125	29.297	-23,16	85.615	68.170	-20,38
ETHIOPIA	41.852	0	-100	79.318	0	-100
TANZANIA, UNITED REPU	45.446	29.235	-35,67	67.443	61.348	-9,04
KENYA	7.376	11.598	57,24	17.600	29.113	65,41
REUNION	5.603	16.972	202,91	11.870	57.065	380,75
MOZAMBIQUE	0	14.208	-	0	34.625	-
GHANA	61.975	89.173	43,89	77.240	74.244	-3,88
GUINEA	0	750	-	0	1.500	-
NIGERIA	71.918	115.257	60,26	154.867	185.996	20,1
COTE DIVOIRE	0	10.585	-	0	19.210	-
SENEGAL	10.645	0	-100	22.106	0	-100
BENIN	0	27.655	-	0	72.469	-
UGANDA	11.553	27.957	141,99	14.870	71.407	380,21
DJIBOUTI	10.960	47.599	334,3	25.698	69.278	169,59
SOUTH AFRICA	55.855	120.920	116,49	101.302	297.722	193,9
MALAWI	0	5.516	-	0	13.844	-
MAURITIUS	24.527	0	-100	39.923	0	-100
RWANDA	15.746	0	-100	30.009	0	-100
AUSTRALIA	584.912	540.944	-7,52	1.303.613	1.372.384	5,28
NEW ZEALAND	135.798	71.992	-46,99	293.661	187.382	-36,19
MICRONESIA, FEDERATEL	710	14	-98,03	222	57	-74,32
VANUATU	4.050	3.983	-1,65	9.106	9.530	4,66
FIJI	5.235	17.744	238,95	10.917	39.028	257,5
SAMOA	5.194	11.458	120,6	10.785	26.270	143,58
SOLOMON ISLANDS	0	389	-	0	5.190	-
EAST TIMOR	16.249	6.247	-61,55	6.356	3.727	-41,36
UNITED STATES	5.830.075	5.960.291	2,23	13.639.479	16.534.158	21,22
CANADA	182.732	112.270	-38,56	306.646	217.388	-29,11
MEXICO	16.973	59.485	250,47	52.450	141.572	169,92
GUATEMALA	49.091	0	-100	97.510	0	-100
HONDURAS	112.961	0	-100	131.941	0	-100
NICARAGUA	19.722	0	-100	200.392	0	-100
PANAMA	74.124	1	-100	150.454	4	-100
CHILE	6.588	33.189	403,78	17.820	44.886	151,89
VENEZUELA	56.765	0	-100	122.162	0	-100
ARGENTINA	7.957	38.080	378,57	22.062	91.615	315,26
BRAZIL	162.483	106.284	-34,59	345.682	241.357	-30,18
COLOMBIA	45.497	34.636	-23,87	103.592	86.634	-16,37

TABEL 5. PERKEMBANGAN EKSPOR INDONESIA MENURUT KOMODITI DAN NEGARA TUJUAN

JENIS BARANG	BERAT BERSIH (KG)		PERUBAHAN	NILAI FOB (US \$)		Perubahan
	JAN - JAN 2005	JAN - JAN 2006	%	JAN - JAN 2005	JAN - JAN 2006	%
(1)	(2)	(3)	(4)	(5)	(6)	(7)
URUGUAY	8.195	15.131	84,64	20.085	28.427	41,53
ECUADOR	0	1	-	0	4	-
JAMAICA	98.942	62.291	-37,04	202.732	140.262	-30,81
PUERTO RICO	16.020	0	-100	35.040	0	-100
DOMINICAN REPUBLIC	24.802	57.831	133,17	54.625	145.623	166,59
EL SALVADOR	6.395	0	-100	17.270	0	-100
COSTA RICA	0	17.162	-	0	39.395	-
HAITI	0	12.109	-	0	30.468	-
DOMINICA	10.561	15.874	50,31	20.404	40.000	96,04
UNITED KINGDOM	1.365.045	1.218.835	-10,71	3.290.690	3.204.459	-2,62
NETHERLANDS	328.860	508.232	54,54	899.311	1.154.517	28,38
FRANCE	141.614	209.599	48,01	373.755	544.349	45,64
GERMANY, FED. REP. OF	673.249	1.648.049	144,79	2.968.787	5.397.953	81,82
AUSTRIA	9.614	10.169	5,77	34.963	28.294	-19,07
BELGIUM	575.440	540.062	-6,15	1.417.092	1.255.505	-11,4
SWITZERLAND	12.690	0	-100	32.190	0	-100
DENMARK	110.485	75.548	-31,62	231.377	134.257	-41,97
NORWAY	91.301	94.925	3,97	255.391	274.585	7,52
SWEDEN	148.001	271.756	83,62	444.716	792.063	78,11
FINLAND	334.740	272.724	-18,53	888.981	731.450	-17,72
IRELAND	106.251	35.859	-66,25	246.729	97.214	-60,6
ITALY	1.026.486	1.074.443	4,67	1.943.868	2.766.628	42,33
SPAIN	251.902	354.709	40,81	569.659	869.264	52,59
PORTUGAL	123.203	167.854	36,24	317.253	491.605	54,96
GREECE	15.806	57.432	263,36	37.188	151.135	306,41
HUNGARY	2	20.060	1002900	990	66.130	6579,8
POLAND	40.297	68.370	69,67	132.991	153.903	15,72
BULGARIA	0	35.549	-	0	55.716	-
ARMENIA	0	12.454	-	0	32.976	-
AZERBAIJAN	24.351	10.671	-56,18	54.416	25.254	-53,59
TURKMENISTAN	21.989	0	-100	47.654	0	-100
UKRAINE	0	19.528	-	0	38.053	-
LITHUANIA	35.504	47.170	32,86	89.382	113.151	26,59
LATVIA	9.472	0	-100	19.373	0	-100
ESTONIA	7.201	0	-100	15.783	0	-100
GEORGIA	0	13.608	-	0	32.505	-
MALTA	25.062	11.655	-53,5	60.806	35.153	-42,19
CZECH REPUBLIC	0	5.786	-	0	18.200	-
RUSSIA FEDERATION	58.157	16.196	-72,15	142.646	67.439	-52,72
-SHEET	30.392.895	24.874.765	-18,16	35.679.238	39.956.114	11,99
JAPAN	8.484.878	9.892.765	16,59	9.896.456	15.829.970	59,96
KOREA, REPUBLIC OF	2.368.430	655.810	-72,31	2.690.387	1.067.427	-60,32
TAIWAN	119.106	663.426	457	137.238	1.060.787	672,95
CHINA	2.400.537	2.725.978	13,56	2.813.357	4.411.157	56,79
SINGAPORE	47.660	119.106	149,91	85.602	209.410	144,63
PHILIPPINES	120.960	403.200	233,33	143.914	647.136	349,67
INDIA	123.360	0	-100	160.412	0	-100
SRI LANKA	108.864	40.320	-62,96	175.090	61.690	-64,77
IRAN (ISLAMIC REPUBLIC)	362.880	0	-100	431.343	0	-100
TURKEY	120.000	76.800	-36	142.632	133.584	-6,34
EGYPT	0	302.400	-	0	492.248	-
KENYA	0	80.640	-	0	129.024	-
SOUTH AFRICA	1.411.200	181.440	-87,14	1.654.894	289.397	-82,51
AUSTRALIA	483.840	60.480	-87,5	566.609	96.466	-82,97
NEW ZEALAND	282.240	0	-100	321.876	0	-100
UNITED STATES	2.711.243	1.262.299	-53,44	3.304.331	2.059.528	-37,67
CANADA	551.880	829.080	50,23	656.621	1.332.149	102,88
MEXICO	806.400	503.999	-37,5	952.357	793.469	-16,68
CHILE	0	60.480	-	0	96.163	-
VENEZUELA	403.200	302.400	-25	478.034	482.227	0,88
ARGENTINA	483.840	0	-100	557.021	0	-100

TABEL 5. PERKEMBANGAN EKSPOR INDONESIA MENURUT KOMODITI DAN NEGARA TUJUAN

JENIS BARANG	BERAT BERSIH (KG)		PERUBAHAN	NILAI FOB (US \$)		Perubahan
	JAN - JAN 2005	JAN - JAN 2006	%	JAN - JAN 2005	JAN - JAN 2006	%
(1)	(2)	(3)	(4)	(5)	(6)	(7)
BRAZIL	340.800	322.560	-5,35	404.759	493.708	21,98
COLOMBIA	322.560	0	-100	373.405	0	-100
PERU	141.120	100.800	-28,57	156.643	161.280	2,96
COSTA RICA	120.960	0	-100	148.008	0	-100
FRENCH POLYNESIA	46	0	-100	168	0	-100
GUADELOUPE	0	2	-	0	25	-
UNITED KINGDOM	907.799	1.088.640	19,92	1.066.269	1.750.291	64,15
NETHERLANDS	1.232.280	1.114.440	-9,56	1.400.082	1.779.007	27,06
FRANCE	583.380	169.042	-71,02	681.443	279.508	-58,98
GERMANY, FED. REP. OF	96.000	260.159	171	125.232	433.715	246,33
BELGIUM	2.106.380	1.874.646	-11	2.437.198	2.993.680	22,83
ITALY	322.560	107.100	-66,8	386.427	172.059	-55,47
SPAIN	245.877	141.120	-42,61	296.278	224.986	-24,06
POLAND	1.619.100	1.310.400	-19,07	1.898.744	2.102.063	10,71
ROMANIA	83.160	60.480	-27,27	96.771	99.187	2,5
SLOVENIA	605.766	0	-100	711.305	0	-100
RUSSIA FEDERATION	274.589	164.753	-40	328.332	274.773	-16,31
-CRUMB RUBBER	120.372.957	150.876.212	25,34	140.175.544	236.357.408	68,62
JAPAN	10.524.266	26.542.703	152,2	12.072.312	41.047.496	240,01
KOREA, REPUBLIC OF	2.816.520	4.986.660	77,05	3.176.371	7.866.783	147,67
TAIWAN	222.120	705.599	217,67	261.934	1.037.792	296,2
CHINA	7.368.200	13.959.279	89,45	8.712.769	21.967.470	152,13
SINGAPORE	6.603.670	11.323.617	71,47	7.344.463	18.379.950	150,26
MALAYSIA	100.800	0	-100	115.920	0	-100
VIET NAM	0	201.600	-	0	328.910	-
INDIA	221.760	20.160	-90,91	254.423	32.333	-87,29
PAKISTAN	241.920	0	-100	285.285	0	-100
IRAN (ISLAMIC REPUBLIC	100.800	0	-100	121.112	0	-100
SAUDI ARABIA	60.480	0	-100	68.916	0	-100
TURKEY	2.056.372	2.074.639	0,89	2.404.059	3.338.848	38,88
UNITED ARAB EMIRATES	0	40.320	-	0	71.971	-
EGYPT	120.960	0	-100	164.506	0	-100
TUNISIA	0	322.560	-	0	510.454	-
ALGERIA	0	21.420	-	0	34.943	-
ETHIOPIA	302.400	0	-100	356.398	0	-100
TANZANIA, UNITED REPU	20.160	0	-100	24.000	0	-100
KENYA	342.719	100.800	-70,59	396.384	140.112	-64,65
SOUTH AFRICA	1.467.839	1.972.800	34,4	1.740.921	3.142.634	80,52
AUSTRALIA	1.229.757	1.572.480	27,87	1.435.334	2.399.448	67,17
NEW ZEALAND	201.600	305.400	51,49	243.994	489.214	100,5
EAST TIMOR	0	42.840	-	0	68.944	-
UNITED STATES	50.390.108	50.614.703	0,45	58.946.528	78.797.102	33,68
CANADA	4.025.948	3.981.600	-1,1	4.769.128	6.230.469	30,64
OTH NORTH AMERICA	342.720	0	-100	387.273	0	-100
MEXICO	1.814.400	1.968.960	8,52	2.141.998	3.064.457	43,07
CHILE	745.919	1.219.719	63,52	901.700	1.917.244	112,63
VENEZUELA	927.360	608.000	-34,44	1.091.824	953.468	-12,67
ARGENTINA	1.572.480	1.330.560	-15,38	1.834.540	2.015.221	9,85
BRAZIL	4.878.720	4.049.278	-17	5.730.071	6.251.250	9,1
COLOMBIA	1.330.560	2.338.558	75,76	1.597.356	3.736.604	133,92
ECUADOR	362.888	100.800	-72,22	312.624	156.673	-49,88
PERU	684.713	584.640	-14,62	780.433	922.138	18,16
COSTA RICA	0	136.716	-	0	193.536	-
NORFOLK ISLANDS	200.600	0	-100	231.113	0	-100
UNITED KINGDOM	909.720	901.200	-0,94	1.067.801	1.375.795	28,84
NETHERLANDS	1.276.380	1.275.420	-0,08	1.475.516	1.965.825	33,23
FRANCE	2.888.001	1.996.139	-30,88	3.342.113	3.119.826	-6,65
GERMANY, FED. REP. OF	6.062.857	6.975.358	15,05	7.105.040	11.172.657	57,25
BELGIUM	382.465	844.866	120,9	442.264	1.337.077	202,33
LUXEMBOURG	0	826.560	-	0	1.377.979	-
SWEDEN	161.280	141.120	-12,5	197.445	231.647	17,32

TABEL 5. PERKEMBANGAN EKSPOR INDONESIA MENURUT KOMODITI DAN NEGARA TUJUAN

JENIS BARANG	BERAT BERSIH (KG)		PERUBAHAN	NILAI FOB (US \$)		Perubahan
	JAN - JAN 2005	JAN - JAN 2006	%	JAN - JAN 2005	JAN - JAN 2006	%
(1)	(2)	(3)	(4)	(5)	(6)	(7)
IRELAND	0	42.840	-	0	68.944	-
ITALY	1.753.920	1.669.500	-4,81	2.112.513	2.668.673	26,33
SPAIN	3.107.160	1.892.520	-39,09	3.508.847	2.956.842	-15,73
PORTUGAL	0	20.160	-	0	22.655	-
GREECE	322.560	282.240	-12,5	428.960	406.831	-5,16
HUNGARY	254.520	292.320	14,85	297.056	472.661	59,12
POLAND	743.058	621.180	-16,4	873.852	957.092	9,53
ROMANIA	468.720	498.960	6,45	543.526	789.149	45,19
YUGOSLAVIA	0	40.320	-	0	63.778	-
UKRAINE	383.037	0	-100	439.854	0	-100
SLOVENIA	380.520	1.374.180	261,13	437.068	2.178.681	398,48
RUSSIA FEDERATION	0	54.918	-	0	95.832	-
-CREPE	1.105.409	282.249	-74,47	1.319.724	460.748	-65,09
JAPAN	321	0	-100	11.261	0	-100
HONG KONG	7	0	-100	129	0	-100
KOREA, REPUBLIC OF	24.000	0	-100	29.760	0	-100
TAIWAN	282.240	0	-100	331.962	0	-100
CHINA	282.240	221.760	-21,43	329.422	363.828	10,44
SRI LANKA	100.800	0	-100	117.855	0	-100
AUSTRALIA	40.320	1	-100	48.384	17	-99,96
UNITED STATES	214.200	60.480	-71,76	249.322	96.768	-61,19
CANADA	161.280	0	-100	201.600	0	-100
UNITED KINGDOM	0	3	-	0	62	-
NETHERLANDS	0	3	-	0	32	-
FRANCE	0	2	-	0	41	-
BELGIUM	1	0	-100	29	0	-100
-BUNGKIL KELAPA	16.833.561	12.038.683	-28,48	1.428.203	647.023	-54,7
JAPAN	0	153.000	-	0	22.350	-
KOREA, REPUBLIC OF	12.201.082	6.302.903	-48,34	783.304	292.810	-62,62
CHINA	0	5.411.000	-	0	297.605	-
MALAYSIA	54.390	35.000	-35,65	8.159	1.398	-82,87
VIET NAM	352.000	10.000	-97,16	299.200	7.700	-97,43
INDIA	0	36.130	-	0	3.436	-
PAKISTAN	0	90.650	-	0	21.724	-
AUSTRALIA	36.475	0	-100	2.371	0	-100
NETHERLANDS	4.189.614	0	-100	335.169	0	-100
-DEDAK/BEKATUL	16.216.220	27.019.411	66,62	1.411.144	2.489.284	76,4
JAPAN	0	93.471	-	0	11.316	-
KOREA, REPUBLIC OF	16.072.220	26.685.940	66,04	1.390.248	2.445.533	75,91
TAIWAN	0	24.000	-	0	1.080	-
THAILAND	0	216.000	-	0	31.355	-
MALAYSIA	144.000	0	-100	20.896	0	-100
-LAINNYA	127.803.490	117.107.507	-8,37	6.506.432	7.054.182	8,42
JAPAN	1.709.071	1.662.875	-2,7	362.023	419.972	16,01
KOREA, REPUBLIC OF	30.960.491	24.104.856	-22,14	1.291.629	1.191.035	-7,79
TAIWAN	159.600	245.401	53,76	14.099	39.787	182,2
CHINA	60.000	0	-100	4.818	0	-100
THAILAND	85.275	15.461.280	18031,08	31.415	698.469	2123,36
SINGAPORE	1.464	2.414	64,89	4.400	936	-78,73
PHILIPPINES	32.000	0	-100	4.000	0	-100
MALAYSIA	383.611	59.844	-84,4	95.321	31.325	-67,14
VIET NAM	6.088.257	3.069.070	-49,59	455.174	181.099	-60,21
INDIA	233.890	382.300	63,45	139.330	161.680	16,04
BANGLADESH	400.000	200.000	-50	148.050	87.500	-40,9
EGYPT	0	511.320	-	0	102.264	-
NIGERIA	0	200.000	-	0	101.000	-
SOUTH AFRICA	0	13.000	-	0	10.420	-
AUSTRALIA	1.296.278	607.249	-53,15	252.235	147.947	-41,35
UNITED STATES	0	1.260	-	0	20.994	-
NETHERLANDS	83.293.553	70.583.498	-15,26	3.517.938	3.825.573	8,74
GERMANY, FED. REP. OF	3.100.000	0	-100	186.000	0	-100

TABEL 5. PERKEMBANGAN EKSPOR INDONESIA MENURUT KOMODITI DAN NEGARA TUJUAN

JENIS BARANG	BERAT BERSIH (KG)		PERUBAHAN	NILAI FOB (US \$)		Perubahan
	JAN - JAN 2005	JAN - JAN 2006	%	JAN - JAN 2005	JAN - JAN 2006	%
(1)	(2)	(3)	(4)	(5)	(6)	(7)
BELGIUM	0	3.140	-	0	34.181	-
-MINYAK NILAM	304.341	162.858	-46,49	4.528.347	2.752.672	-39,21
JAPAN	0	3.704	-	0	24.275	-
HONG KONG	399	0	-100	2.364	0	-100
TAIWAN	0	4	-	0	162	-
CHINA	31.379	5.760	-81,64	156.835	40.008	-74,49
THAILAND	0	149	-	0	968	-
SINGAPORE	102.374	44.878	-56,16	1.182.775	584.433	-50,59
MALAYSIA	773	444	-42,56	4.162	2.072	-50,22
INDIA	15.269	8.533	-44,12	85.900	149.640	74,2
UNITED ARAB EMIRATES	2.000	0	-100	59.940	0	-100
KENYA	0	180	-	0	220	-
AUSTRALIA	0	250	-	0	5.650	-
NEW ZEALAND	440	0	-100	3.058	0	-100
UNITED STATES	45.049	48.449	7,55	739.649	1.027.647	38,94
CANADA	4.000	0	-100	32.440	0	-100
CHILE	0	1.000	-	0	11.900	-
BRAZIL	0	150	-	0	3.676	-
UNITED KINGDOM	42.797	3.148	-92,64	921.346	81.778	-91,12
NETHERLANDS	17.525	20.634	17,74	417.784	334.247	-20
FRANCE	24.013	17.875	-25,56	523.025	373.898	-28,51
GERMANY, FED. REP. OF	1.805	3.200	77,29	53.129	67.100	26,3
SWITZERLAND	16.148	3.300	-79,56	338.000	17.800	-94,73
ITALY	0	1.200	-	0	27.198	-
SPAIN	370	0	-100	7.940	0	-100
-MINYAK ATSIRI LAINNYA	218.387	65.652	-69,94	4.059.687	778.838	-80,82
JAPAN	206	801	288,83	7.055	1.342	-80,98
TAIWAN	46	35	-23,91	1.450	1.143	-21,17
CHINA	8.772	0	-100	30.043	0	-100
THAILAND	528	860	62,88	4.074	7.646	87,68
SINGAPORE	60.333	46.875	-22,31	761.403	451.473	-40,71
MALAYSIA	526	997	89,54	9.227	15.945	72,81
MALDIVES	34	0	-100	1.012	0	-100
INDIA	4.309	2.500	-41,98	17.182	91.950	435,15
PAKISTAN	409	0	-100	19.930	0	-100
TURKEY	14.400	2.160	-85	60.180	9.736	-83,82
SOUTH AFRICA	190	0	-100	5.600	0	-100
AUSTRALIA	1.900	27	-98,58	7.600	654	-91,39
NEW ZEALAND	440	0	-100	3.058	0	-100
UNITED STATES	70.535	6.522	-90,75	2.164.036	131.590	-93,92
MEXICO	14.000	0	-100	56.050	0	-100
BRAZIL	1	197	19600	2	7.708	385300
UNITED KINGDOM	15.708	611	-96,11	274.230	21.208	-92,27
NETHERLANDS	1.140	3.347	193,6	35.610	11.439	-67,88
FRANCE	11.711	672	-94,26	331.268	23.561	-92,89
GERMANY, FED. REP. OF	5.100	0	-100	133.659	0	-100
SWITZERLAND	1.851	40	-97,84	39.700	3.400	-91,44
ITALY	190	8	-95,79	5.500	43	-99,22
SPAIN	6.058	0	-100	91.818	0	-100
-WANGI-WANGIAN DARI MINY	3.436.946	4.006.590	16,57	10.386.849	10.506.805	1,15
JAPAN	198.491	215.592	8,62	731.018	640.970	-12,32
HONG KONG	75.024	70.484	-6,05	350.472	400.724	14,34
KOREA, REPUBLIC OF	12.677	601	-95,26	66.654	13.592	-79,61
TAIWAN	184.584	345.657	87,26	312.150	224.749	-28
CHINA	55.723	40.951	-26,51	289.954	113.302	-60,92
PAPUA NEW GUINEA	53.698	8.205	-84,72	119.230	25.629	-78,5
THAILAND	271.128	323.371	19,27	1.880.795	1.977.232	5,13
SINGAPORE	221.000	258.204	16,83	917.521	626.238	-31,75
PHILIPPINES	495.823	128.829	-74,02	1.177.178	775.950	-34,08
MALAYSIA	509.675	774.912	52,04	1.034.367	1.872.628	81,04
MYANMAR (FORM. BURM	0	300	-	0	7.745	-

TABEL 5. PERKEMBANGAN EKSPOR INDONESIA MENURUT KOMODITI DAN NEGARA TUJUAN

JENIS BARANG	BERAT BERSIH (KG)		PERUBAHAN	NILAI FOB (US \$)		Perubahan
	JAN - JAN 2005	JAN - JAN 2006	%	JAN - JAN 2005	JAN - JAN 2006	%
(1)	(2)	(3)	(4)	(5)	(6)	(7)
BRUNEI DARUSSALAM	18.377	12.165	-33,8	83.473	41.014	-50,87
NEPAL	754	0	-100	968	0	-100
VIET NAM	166.833	676.175	305,3	562.505	608.423	8,16
MALDIVES	12.594	16.887	34,09	25.348	30.525	20,42
INDIA	4.300	381	-91,14	23.182	7.188	-68,99
PAKISTAN	111.616	9.143	-91,81	213.115	57.358	-73,09
BANGLADESH	25.037	96	-99,62	43.568	1.300	-97,02
SRI LANKA	3.822	40	-98,95	17.521	1.154	-93,41
IRAN (ISLAMIC REPUBLIC	20	14.850	74150	360	136.590	37841,67
SAUDI ARABIA	14.200	13.987	-1,5	19.360	35.592	83,84
JORDAN	8.352	4.681	-43,95	15.864	15.204	-4,16
LEBANON	0	10.312	-	0	27.396	-
YEMEN	0	81	-	0	121	-
OMAN	8.292	0	-100	17.028	0	-100
UNITED ARAB EMIRATES	654.714	648.243	-0,99	1.674.797	1.978.082	18,11
EGYPT	0	2.752	-	0	18.985	-
LIBYAN ARAB JAMAHIRIY	7.818	26.942	244,61	34.436	34.799	1,05
ERITREA	3.599	0	-100	10.282	0	-100
TANZANIA, UNITED REPU	22.391	0	-100	35.897	0	-100
MADAGASCAR	3.376	7.575	124,38	21.023	13.239	-37,03
KENYA	60.564	93.399	54,22	94.676	136.903	44,6
EQUATORIAL GUINEA	0	4.483	-	0	7.438	-
TOGO	0	5.299	-	0	3.344	-
GHANA	8.649	21.961	153,91	25.253	24.952	-1,19
NIGERIA	12.197	2.782	-77,19	44.019	7.663	-82,59
SENEGAL	9.619	0	-100	10.900	0	-100
BENIN	9.671	14.678	51,77	14.507	92.336	536,49
GAMBIA	585	0	-100	2.824	0	-100
UGANDA	20.664	0	-100	28.700	0	-100
CENTRAL AFRICAN REPUI	8.791	5.933	-32,51	31.315	9.610	-69,31
NIGER	0	196	-	0	313	-
CHAD	308	0	-100	230	0	-100
DJIBOUTI	22.643	0	-100	39.493	0	-100
MAURITIUS	125	10.152	8021,6	355	17.439	4812,39
AUSTRALIA	8.627	41.118	376,62	45.050	96.638	114,51
NEW ZEALAND	2.092	3	-99,86	4.151	40	-99,04
NEW CALEDONIA	0	61	-	0	90	-
VANUATU	0	10.064	-	0	9.936	-
COOK ISLANDS	4	12.000	299900	52	12.761	24440,38
FIJI	472	0	-100	390	0	-100
KIRIBATI	3.211	5.101	58,86	3.671	7.056	92,21
SAMOA	1.345	2.406	78,88	1.850	4.924	166,16
SOLOMON ISLANDS	6.816	2.102	-69,16	12.592	27.979	122,2
TONGA	3.131	4.423	41,26	3.715	7.666	106,35
EAST TIMOR	39.374	52.222	32,63	52.723	69.170	31,2
UNITED STATES	1.641	1.332	-18,83	33.921	18.782	-44,63
CANADA	0	6.681	-	0	17.791	-
BRAZIL	11.644	52	-99,55	16.740	107	-99,36
BARBADOS	0	1.392	-	0	1.920	-
FRENCH POLYNESIA	22	1	-95,45	117	1	-99,15
GUADELOUPE	0	257	-	0	365	-
UNITED KINGDOM	6.641	43.711	558,2	34.461	115.693	235,72
NETHERLANDS	207	5.159	2392,27	404	5.999	1384,9
FRANCE	11.677	6.938	-40,58	61.298	31.605	-48,44
GERMANY, FED. REP. OF	16.875	445	-97,36	69.019	620	-99,1
AUSTRIA	0	75	-	0	6.180	-
BELGIUM	1.440	9.585	565,63	8.175	29.067	255,56
SWEDEN	0	6	-	0	50	-
IRELAND	0	100	-	0	1.245	-
ITALY	368	29.611	7946,47	754	44.949	5861,41
SPAIN	1	6	500	6	32	433,33

TABEL 5. PERKEMBANGAN EKSPOR INDONESIA MENURUT KOMODITI DAN NEGARA TUJUAN

JENIS BARANG	BERAT BERSIH (KG)		PERUBAHAN	NILAI FOB (US \$)		Perubahan
	JAN - JAN 2005	JAN - JAN 2006	%	JAN - JAN 2005	JAN - JAN 2006	%
(1)	(2)	(3)	(4)	(5)	(6)	(7)
PORTUGAL	30	0	-100	35	0	-100
GREECE	0	1.440	-	0	10.412	-
UKRAINE	23.328	0	-100	62.208	0	-100
MALTA	266	0	-100	5.179	0	-100
ROTAN OLAHAN	2.299.708	381.750	-83,4	1.575.491	330.326	-79,03
JAPAN	3	1.100	36566,67	102	1.672	1539,22
HONG KONG	1.207.725	96.287	-92,03	664.301	71.885	-89,18
KOREA, REPUBLIC OF	0	14	-	0	10	-
TAIWAN	110.596	16.571	-85,02	50.415	4.829	-90,42
CHINA	584.834	177.240	-69,69	533.900	158.912	-70,24
THAILAND	35.337	2	-99,99	37.920	15	-99,96
SINGAPORE	208.643	33.499	-83,94	139.652	24.163	-82,7
MALAYSIA	55.799	18.000	-67,74	13.624	2.104	-84,56
MALDIVES	0	52	-	0	2.676	-
INDIA	16.000	0	-100	14.080	0	-100
SRI LANKA	19.025	191	-99	7.577	2.808	-62,94
UNITED ARAB EMIRATES	1.898	0	-100	6.082	0	-100
GABON	63	0	-100	251	0	-100
MAURITIUS	74	0	-100	775	0	-100
AUSTRALIA	14.786	16.491	11,53	12.232	1.857	-84,82
NEW ZEALAND	0	2.000	-	0	3.760	-
UNITED STATES	17.617	469	-97,34	44.930	9.753	-78,29
CANADA	0	168	-	0	185	-
BAHAMAS	0	827	-	0	1.056	-
ARUBA	1.154	0	-100	3.300	0	-100
FRANCE	0	17	-	0	71	-
GERMANY, FED. REP. OF	13.096	13.271	1,34	22.880	23.535	2,86
BELGIUM	12.999	0	-100	23.133	0	-100
SWITZERLAND	0	150	-	0	220	-
ITALY	59	1.520	2476,27	337	9.690	2775,37
SPAIN	0	3.880	-	0	11.124	-
GREECE	0	1	-	0	1	-
-MINYAK KELAPA SAWIT	480.879.359	811.097.328	68,67	178.023.499	299.117.469	68,02
JAPAN	212.440	213.198	0,36	137.370	133.131	-3,09
HONG KONG	4.314.882	0	-100	1.692.500	0	-100
KOREA, REPUBLIC OF	168.162	30.345	-81,95	102.813	20.474	-80,09
CHINA	18.741.772	139.719.410	645,5	7.105.695	57.470.667	708,8
PAPUA NEW GUINEA	283.910	147.460	-48,06	198.463	100.251	-49,49
SINGAPORE	35.638.010	18.759.076	-47,36	13.057.457	6.738.489	-48,39
PHILIPPINES	2.510.542	11.367.546	352,79	1.157.834	4.506.671	289,23
MALAYSIA	58.636.092	120.409.963	105,35	21.662.881	41.054.712	89,52
MYANMAR (FORM. BURM)	40.320	5.999.770	14780,38	16.531	2.289.911	13752,22
BRUNEI DARUSSALAM	0	18.217	-	0	13.607	-
VIET NAM	2.557.191	9.319.561	264,45	934.842	3.181.633	240,34
MALDIVES	31.781	161.590	408,45	20.732	102.541	394,6
INDIA	124.513.643	119.134.792	-4,32	45.507.779	41.995.152	-7,72
PAKISTAN	12.885.886	72.064.771	459,25	5.059.066	26.663.288	427,04
BANGLADESH	22.151.226	9.165.000	-58,63	8.249.912	3.476.875	-57,86
SRI LANKA	2.900.564	35.334.494	1118,19	1.118.274	12.688.289	1034,63
IRAQ	5.857.000	2.500.000	-57,32	2.343.045	962.500	-58,92
IRAN (ISLAMIC REPUBLIC)	22.679.228	22.000	-99,9	9.109.984	9.460	-99,9
JORDAN	4.140.000	19.400.000	368,6	1.968.900	7.179.250	264,63
YEMEN	9.049.999	0	-100	3.167.390	0	-100
OMAN	2.350.000	2.500.000	6,38	951.750	925.000	-2,81
SYRIA ARAB REPUBLIC	62.208	0	-100	37.324	0	-100
TURKEY	10.511.471	7.237.000	-31,15	3.843.550	2.661.407	-30,76
UNITED ARAB EMIRATES	153.114	2.500.000	1532,77	127.471	955.250	649,39
MOROCCO	0	6.799.436	-	0	2.455.831	-
ALGERIA	110.000	0	-100	46.200	0	-100
SUDAN	8.500.000	0	-100	3.243.750	0	-100
ETHIOPIA	0	21.050	-	0	11.630	-

TABEL 5. PERKEMBANGAN EKSPOR INDONESIA MENURUT KOMODITI DAN NEGARA TUJUAN

JENIS BARANG	BERAT BERSIH (KG)		PERUBAHAN	NILAI FOB (US \$)		Perubahan
	JAN - JAN 2005	JAN - JAN 2006	%	JAN - JAN 2005	JAN - JAN 2006	%
(1)	(2)	(3)	(4)	(5)	(6)	(7)
TANZANIA, UNITED REPU	10.700.000	19.461.582	81,88	4.168.000	7.056.151	69,29
MADAGASCAR	3.000.000	0	-100	1.215.000	0	-100
MOZAMBIQUE	3.154.043	537.084	-82,97	1.233.485	216.954	-82,41
EQUATORIAL GUINEA	151.857	70.158	-53,8	99.372	45.072	-54,64
TOGO	13.633	0	-100	12.976	0	-100
GHANA	515.083	170.031	-66,99	316.612	110.203	-65,19
LIBERIA	18.098	18.787	3,81	11.269	10.542	-6,45
GUINEA	539.550	234.276	-56,58	310.241	124.765	-59,78
ANGOLA	401.937	1.348.630	235,53	244.815	713.392	191,4
CONGO	0	270.464	-	0	140.499	-
CAMEROON	170.037	505.381	197,22	94.740	269.099	184,04
NIGERIA	50.937	0	-100	40.248	0	-100
GABON	494.090	182.771	-63,01	314.596	110.809	-64,78
SENEGAL	1.066.985	1.618.650	51,7	575.388	840.889	46,14
MAURITANIA	436.012	0	-100	252.550	0	-100
BENIN	51.044	281.460	451,41	39.231	202.894	417,18
GAMBIA	0	215.820	-	0	112.118	-
DJIBOUTI	107.910	0	-100	56.599	0	-100
SAO TOME AND PRINCIPE	95.025	95.025	0	58.625	57.313	-2,24
SOUTH AFRICA	20.999.996	3.281.000	-84,38	7.900.500	1.166.242	-85,24
MAURITIUS	35.591	0	-100	26.211	0	-100
NEW ZEALAND	0	2.500.000	-	0	962.500	-
NORTHERN MARIANA ISL	0	16.567	-	0	10.815	-
VANUATU	59.364	31.540	-46,87	42.517	21.610	-49,17
FIJI	14.144	0	-100	9.417	0	-100
KIRIBATI	0	30.716	-	0	19.972	-
SAMOA	42.486	35.179	-17,2	29.968	22.183	-25,98
SOLOMON ISLANDS	43.214	0	-100	31.521	0	-100
TONGA	0	16.404	-	0	10.725	-
EAST TIMOR	62.797	46.925	-25,28	41.792	27.336	-34,59
UNITED STATES	0	11.400.080	-	0	4.077.815	-
CANADA	0	512.070	-	0	262.527	-
PANAMA	0	75.074	-	0	52.695	-
VENEZUELA	0	1.000.000	-	0	360.000	-
BRAZIL	1.800.000	2.020.000	12,22	667.000	767.600	15,08
DOMINICAN REPUBLIC	0	42.000	-	0	18.533	-
UNITED KINGDOM	0	9.250.000	-	0	3.283.750	-
NETHERLANDS	53.532.943	85.205.779	59,17	16.633.574	29.589.869	77,89
FRANCE	178.556	434.859	143,54	107.189	238.652	122,65
GERMANY, FED. REP. OF	10.909.999	44.471.000	307,62	3.815.200	16.522.553	333,07
DENMARK	8.000.433	0	-100	2.915.169	0	-100
ITALY	4.405.000	5.049.923	14,64	1.507.210	1.914.473	27,02
SPAIN	280.000	20.199.980	7114,28	98.000	7.349.917	7399,92
PORTUGAL	0	87.650	-	0	47.285	-
ICELAND	1.913.770	0	-100	684.172	0	-100
GREECE	126.944	44.000	-65,34	58.780	19.360	-67,06
CZECHOSLOVAKIA	427.500	102.638	-75,99	219.528	68.072	-68,99
BULGARIA	198.000	218.006	10,1	108.900	97.184	-10,76
UKRAINE	5.024.204	15.671.853	211,93	1.818.720	5.920.617	225,54
LITHUANIA	42.736	0	-100	19.645	0	-100
LATVIA	0	42.080	-	0	19.177	-
RUSSIA FEDERATION	2.816.000	1.477.207	-47,54	1.383.226	659.288	-52,34
-MINYAK BIJI KELAPA SAWIT	52.475.693	98.955.020	88,57	30.104.008	50.712.566	68,46
KOREA, REPUBLIC OF	0	258	-	0	667	-
CHINA	4.899.581	6.489.868	32,46	2.831.756	3.346.119	18,16
SINGAPORE	42	0	-100	39	0	-100
MALAYSIA	6.109.060	55.779.654	813,06	3.555.739	28.174.052	692,35
INDIA	5.327.610	5.175.536	-2,85	3.061.847	2.391.766	-21,88
PAKISTAN	0	500.000	-	0	260.000	-
SRI LANKA	920.000	1.000.000	8,7	552.000	519.000	-5,98
SAUDI ARABIA	0	600.000	-	0	326.700	-

TABEL 5. PERKEMBANGAN EKSPOR INDONESIA MENURUT KOMODITI DAN NEGARA TUJUAN

JENIS BARANG	BERAT BERSIH (KG)		PERUBAHAN	NILAI FOB (US \$)		Perubahan
	JAN - JAN 2005	JAN - JAN 2006	%	JAN - JAN 2005	JAN - JAN 2006	%
(1)	(2)	(3)	(4)	(5)	(6)	(7)
TURKEY	2.100.000	1.500.000	-28,57	1.313.400	780.000	-40,61
TUNISIA	400.000	0	-100	200.000	0	-100
SOUTH AFRICA	550.000	400.000	-27,27	319.000	204.000	-36,05
UNITED STATES	1.000.117	8.949.040	794,8	650.076	4.803.340	638,89
BRAZIL	2.750.000	3.742.307	36,08	1.553.750	1.972.000	26,92
NETHERLANDS	27.159.283	6.000.000	-77,91	15.423.801	3.136.560	-79,66
GERMANY, FED. REP. OF	0	2.300.000	-	0	1.415.450	-
ITALY	1.260.000	635.000	-49,6	642.600	336.550	-47,63
SPAIN	0	5.818.621	-	0	2.988.909	-
RUSSIA FEDERATION	0	64.736	-	0	57.453	-
-MINYAK NABATI LAIN	54.562.142	57.635.186	5,63	33.523.144	28.613.815	-14,64
JAPAN	147.087	7.720	-94,75	122.587	10.355	-91,55
KOREA, REPUBLIC OF	15.680	0	-100	14.112	0	-100
TAIWAN	0	664	-	0	702	-
CHINA	3.110.500	30.279.699	873,47	1.900.946	13.911.660	631,83
PAPUA NEW GUINEA	0	9.749	-	0	12.559	-
THAILAND	25	88.807	355128	363	43.096	11772,18
SINGAPORE	282.551	762.786	169,96	194.460	397.364	104,34
PHILIPPINES	165.010	105.000	-36,37	88.775	54.600	-38,5
MALAYSIA	12.166.906	6.735.143	-44,64	7.359.911	3.253.018	-55,8
BRUNEI DARUSSALAM	8.151	0	-100	15.940	0	-100
VIET NAM	622.080	30.544	-95,09	454.118	26.149	-94,24
INDIA	1.602.870	0	-100	902.279	0	-100
PAKISTAN	0	330.000	-	0	175.725	-
SRI LANKA	35.377	60.300	70,45	19.122	28.140	47,16
IRAN (ISLAMIC REPUBLIC)	100.000	304.024	204,02	77.000	204.114	165,08
SAUDI ARABIA	240.320	34.880	-85,49	132.699	18.312	-86,2
OMAN	0	22.000	-	0	14.080	-
SYRIA ARAB REPUBLIC	123.744	154.000	24,45	90.944	103.180	13,45
TURKEY	1.000.000	862.000	-13,8	622.500	640.740	2,93
EGYPT	0	132.000	-	0	97.680	-
MOROCCO	100.000	102.000	2	74.000	62.832	-15,09
ALGERIA	484.000	369.000	-23,76	364.050	244.760	-32,77
NIGERIA	66.000	0	-100	49.500	0	-100
SOUTH AFRICA	700.000	853.042	21,86	278.100	459.296	65,15
AUSTRALIA	501.674	0	-100	329.850	0	-100
NEW ZEALAND	18.000	0	-100	9.900	0	-100
EAST TIMOR	2.124	1.069	-49,67	3.555	1.412	-60,28
UNITED STATES	13.112.251	1.501.625	-88,55	7.935.706	808.268	-89,81
CHILE	0	80.000	-	0	35.200	-
BRAZIL	20.000	0	-100	22.000	0	-100
BOLIVIA	0	22.000	-	0	14.080	-
COSTA RICA	0	66.000	-	0	31.020	-
NETHERLANDS	10.500.050	10.099.870	-3,81	6.295.650	5.098.421	-19,02
FRANCE	890	0	-100	65.910	0	-100
GERMANY, FED. REP. OF	110.000	70	-99,94	77.000	292	-99,62
SWEDEN	2.381.997	530.000	-77,75	1.450.634	239.295	-83,5
ITALY	2.047.000	92	-100	1.208.435	367	-99,97
SPAIN	0	500.000	-	0	260.000	-
GREECE	286.000	374.000	30,77	181.500	187.880	3,52
HUNGARY	5.943	0	-100	3.925	0	-100
ROMANIA	0	64.094	-	0	41.917	-
BULGARIA	0	129.018	-	0	82.189	-
KAZAKHSTAN	43.368	0	-100	34.408	0	-100
KYRGYZSTAN	0	44.000	-	0	29.480	-
UKRAINE	1.985.472	129.472	-93,48	1.205.474	84.512	-92,99
SLOVENIA	0	13.000	-	0	8.395	-
RUSSIA FEDERATION	2.577.072	2.837.518	10,11	1.937.791	1.932.725	-0,26
-STEARIN	16.993.578	15.516.916	-8,69	8.300.122	6.893.134	-16,95
JAPAN	286.670	295.349	3,03	168.424	155.953	-7,4
HONG KONG	68.000	17.500	-74,26	35.139	8.715	-75,2

TABEL 5. PERKEMBANGAN EKSPOR INDONESIA MENURUT KOMODITI DAN NEGARA TUJUAN

JENIS BARANG	BERAT BERSIH (KG)		PERUBAHAN	NILAI FOB (US \$)		Perubahan
	JAN - JAN 2005	JAN - JAN 2006	%	JAN - JAN 2005	JAN - JAN 2006	%
(1)	(2)	(3)	(4)	(5)	(6)	(7)
KOREA, REPUBLIC OF	2.663.599	1.076.350	-59,59	1.316.993	509.304	-61,33
TAIWAN	2.428.498	1.525.410	-37,19	1.218.530	711.677	-41,6
CHINA	5.671.491	4.563.999	-19,53	2.683.158	2.087.943	-22,18
THAILAND	1.029.219	762.855	-25,88	510.142	334.063	-34,52
SINGAPORE	72.076	13.685	-81,01	36.749	9.435	-74,33
PHILIPPINES	135.998	412.999	203,68	65.022	192.099	195,44
MALAYSIA	6.000	0	-100	4.116	0	-100
MYANMAR (FORM. BURM	0	2.981.000	-	0	1.020.992	-
VIET NAM	100.500	82.289	-18,12	50.086	40.374	-19,39
INDIA	16.500	455.560	2660,97	8.492	186.464	2095,76
BANGLADESH	0	160.000	-	0	68.190	-
SRI LANKA	17.000	51.500	202,94	8.587	22.666	163,96
IRAN (ISLAMIC REPUBLIC	66.000	0	-100	36.040	0	-100
JORDAN	0	64.000	-	0	33.220	-
SYRIA ARAB REPUBLIC	0	26.000	-	0	11.830	-
TURKEY	991.999	1.692.999	70,67	482.737	815.324	68,9
EGYPT	85.000	17.000	-80	46.903	8.857	-81,12
MOROCCO	0	16.500	-	0	9.090	-
ALGERIA	33.000	0	-100	17.820	0	-100
GHANA	0	17.500	-	0	7.350	-
CAMEROON	33.500	0	-100	17.329	0	-100
NIGERIA	85.000	50.000	-41,18	50.220	25.825	-48,58
COTE D'IVOIRE	0	160.000	-	0	84.800	-
SOUTH AFRICA	47.960	17.000	-64,55	26.437	8.840	-66,56
AUSTRALIA	33.500	0	-100	20.579	0	-100
UNITED STATES	166.671	177.523	6,51	81.314	96.967	19,25
CANADA	19.500	0	-100	10.650	0	-100
MEXICO	48.000	0	-100	20.640	0	-100
GUATEMALA	16.500	0	-100	8.910	0	-100
BRAZIL	200.000	16.000	-92	93.000	8.400	-90,97
COLOMBIA	24.000	49.500	106,25	12.360	23.808	92,62
PERU	33.000	0	-100	17.103	0	-100
DOMINICAN REPUBLIC	0	49.500	-	0	26.246	-
UNITED KINGDOM	260.000	89.000	-65,77	136.861	46.639	-65,92
NETHERLANDS	1.400.000	0	-100	616.000	0	-100
FRANCE	24.000	24.000	0	12.535	12.437	-0,78
GERMANY, FED. REP. OF	117.900	85.400	-27,57	66.541	46.504	-30,11
BELGIUM	217.000	146.500	-32,49	116.410	67.216	-42,26
ITALY	0	57.000	-	0	29.763	-
SPAIN	240.000	77.999	-67,5	124.616	40.562	-67,45
PORTUGAL	287.998	96.000	-66,67	143.086	46.817	-67,28
GREECE	16.000	17.000	6,25	9.223	8.126	-11,89
POLAND	34.999	104.000	197,15	18.295	52.888	189,08
BULGARIA	16.500	15.999	-3,04	9.075	8.825	-2,75
UKRAINE	0	17.000	-	0	8.160	-
RUSSIA FEDERATION	0	35.000	-	0	16.765	-
-ASAM BERLEMAK LAIN	36.416.906	50.143.716	37,69	26.437.369	26.885.039	1,69
JAPAN	339.956	1.173.411	245,17	428.799	1.051.557	145,23
HONG KONG	0	87.519	-	0	30.387	-
KOREA, REPUBLIC OF	490.693	544.577	10,98	408.322	459.191	12,46
TAIWAN	52.800	13.600	-74,24	75.384	18.122	-75,96
CHINA	3.181.350	2.613.079	-17,86	3.719.413	2.844.579	-23,52
THAILAND	91.912	68.000	-26,02	126.444	98.951	-21,74
SINGAPORE	3.112.177	1.207.420	-61,2	3.348.313	1.296.581	-61,28
PHILIPPINES	0	1.004.320	-	0	1.155.600	-
MALAYSIA	2.383.890	402.648	-83,11	1.312.450	227.360	-82,68
MYANMAR (FORM. BURM	0	2.980.541	-	0	1.020.835	-
INDIA	5.639.197	14.194.252	151,71	1.919.459	5.301.690	176,21
PAKISTAN	461.860	693.740	50,21	65.957	168.187	154,99
IRAN (ISLAMIC REPUBLIC	91.800	45.600	-50,33	131.375	35.472	-73
KUWAIT	0	21.250	-	0	6.019	-

TABEL 5. PERKEMBANGAN EKSPOR INDONESIA MENURUT KOMODITI DAN NEGARA TUJUAN

JENIS BARANG	BERAT BERSIH (KG)		PERUBAHAN	NILAI FOB (US \$)		Perubahan
	JAN - JAN 2005	JAN - JAN 2006	%	JAN - JAN 2005	JAN - JAN 2006	%
(1)	(2)	(3)	(4)	(5)	(6)	(7)
JORDAN	0	17.280	-	0	13.906	-
TURKEY	0	863.785	-	0	322.814	-
EGYPT	0	5.249	-	0	8.028	-
TANZANIA, UNITED REPU	1.550.000	500.000	-67,74	508.000	171.250	-66,29
MOZAMBIQUE	0	500.000	-	0	171.250	-
GHANA	126.000	0	-100	44.478	0	-100
NIGERIA	16.740	0	-100	20.477	0	-100
SENEGAL	777.069	0	-100	275.518	0	-100
SOUTH AFRICA	403.171	1.800.177	346,5	233.382	747.279	220,2
AUSTRALIA	95.060	99.793	4,98	121.156	124.419	2,69
UNITED STATES	3.108.858	4.053.640	30,39	4.224.384	2.998.520	-29,02
MEXICO	0	24.000	-	0	23.510	-
ARGENTINA	48.000	59.174	23,28	66.600	59.154	-11,18
BRAZIL	724.800	1.480.000	104,19	949.043	1.619.076	70,6
UNITED KINGDOM	322.389	2.158.390	569,5	424.595	833.455	96,29
NETHERLANDS	9.729.680	2.510.000	-74,2	6.440.579	2.004.801	-68,87
FRANCE	0	20.350	-	0	24.827	-
GERMANY, FED. REP. OF	338.000	2.477.000	632,84	267.440	1.058.672	295,85
BELGIUM	46.802	29.419	-37,14	42.514	41.208	-3,07
DENMARK	3.000.000	0	-100	960.000	0	-100
ITALY	195.082	346.950	77,85	185.968	310.397	66,91
SPAIN	72.000	8.134.052	11197,29	109.302	2.630.555	2306,69
PORTUGAL	0	14.500	-	0	7.387	-
HUNGARY	17.620	0	-100	28.017	0	-100
-ALAT LISTRIK	36.320.573	41.941.594	15,48	311.758.670	348.290.673	11,72
JAPAN	4.424.030	4.979.762	12,56	54.040.370	58.330.520	7,94
HONG KONG	621.927	670.648	7,83	12.516.328	14.095.757	12,62
KOREA, DEMOCRATIC PEC	11	20	81,82	900	1.265	40,56
KOREA, REPUBLIC OF	589.152	902.180	53,13	4.298.205	9.148.783	112,85
TAIWAN	353.920	245.976	-30,5	4.485.637	4.099.169	-8,62
CHINA	1.596.679	1.003.532	-37,15	8.982.864	7.377.590	-17,87
PAPUA NEW GUINEA	430.803	485.104	12,6	609.118	706.144	15,93
THAILAND	2.096.906	1.893.431	-9,7	10.863.208	10.981.884	1,09
SINGAPORE	4.018.726	10.617.185	164,19	122.728.017	136.453.055	11,18
PHILIPPINES	937.931	699.066	-25,47	3.638.473	3.357.105	-7,73
MALAYSIA	2.572.044	4.295.538	67,01	10.422.573	28.490.776	173,36
MYANMAR (FORM. BURM	192.754	34.359	-82,17	762.171	69.574	-90,87
CAMBODIA	4.622	0	-100	22.782	0	-100
BRUNEI DARUSSALAM	7.125	20.241	184,08	39.354	52.488	33,37
NEPAL	0	20.322	-	0	18.224	-
VIET NAM	214.408	582.153	171,52	1.808.099	2.044.634	13,08
MALDIVES	486	6	-98,77	653	310	-52,53
INDIA	122.004	95.899	-21,4	499.009	566.430	13,51
PAKISTAN	295.743	136.447	-53,86	856.934	325.744	-61,99
BANGLADESH	191.406	11.726	-93,87	404.291	25.735	-93,63
SRI LANKA	99.665	104.997	5,35	506.885	235.489	-53,54
AFGHANISTAN	53.760	38.942	-27,56	81.900	74.336	-9,24
IRAN (ISLAMIC REPUBLIC	292.221	146.702	-49,8	437.358	216.794	-50,43
SAUDI ARABIA	468.520	739.000	57,73	704.711	1.173.140	66,47
KUWAIT	326.665	179.915	-44,92	523.057	285.336	-45,45
JORDAN	51.536	0	-100	75.166	0	-100
LEBANON	273.533	203.228	-25,7	405.012	336.394	-16,94
YEMEN	160.460	195.904	22,09	248.527	333.775	34,3
OMAN	909.227	37.053	-95,92	2.799.292	67.044	-97,6
SYRIA ARAB REPUBLIC	16.926	0	-100	29.288	0	-100
TURKEY	480.454	1.370.604	185,27	1.385.618	4.132.220	198,22
UNITED ARAB EMIRATES	2.126.100	1.665.880	-21,65	3.582.464	4.011.172	11,97
QATAR	112.620	155.296	37,89	711.754	392.292	-44,88
BAHRAIN	4.778	22.634	373,71	13.550	235.020	1634,46
CYPRUS	39.841	106.370	166,99	62.731	147.672	135,41
EGYPT	217.385	201.225	-7,43	507.439	481.803	-5,05

TABEL 5. PERKEMBANGAN EKSPOR INDONESIA MENURUT KOMODITI DAN NEGARA TUJUAN

JENIS BARANG	BERAT BERSIH (KG)		PERUBAHAN	NILAI FOB (US \$)		Perubahan
	JAN - JAN 2005	JAN - JAN 2006	%	JAN - JAN 2005	JAN - JAN 2006	%
(1)	(2)	(3)	(4)	(5)	(6)	(7)
LIBYAN ARAB JAMAHIRIY	44.658	105.793	136,9	63.780	139.837	119,25
MOROCCO	7.428	0	-100	44.694	0	-100
TUNISIA	36	0	-100	26	0	-100
ALGERIA	18.080	0	-100	63.798	0	-100
SUDAN	1.051.279	931.267	-11,42	1.524.402	1.476.791	-3,12
ERITREA	71.337	23.850	-66,57	96.648	29.484	-69,49
ETHIOPIA	7.912	0	-100	28.807	0	-100
TANZANIA, UNITED REPU	0	27.332	-	0	52.097	-
MADAGASCAR	26.764	0	-100	31.748	0	-100
KENYA	35.168	134.718	283,07	73.540	216.381	194,24
MOZAMBIQUE	58.235	0	-100	158.084	0	-100
EQUATORIAL GUINEA	66.097	0	-100	97.655	0	-100
GHANA	238.729	188.967	-20,84	357.438	383.604	7,32
GUINEA	2.312	43.333	1774,26	2.100	43.896	1990,29
ANGOLA	39.458	46.208	17,11	59.300	72.074	21,54
CONGO	21.936	0	-100	33.610	0	-100
CAMEROON	68.000	0	-100	65.351	0	-100
NIGERIA	253.908	433.858	70,87	381.914	738.815	93,45
COTE D'IVOIRE	0	13.621	-	0	24.594	-
BENIN	0	55.334	-	0	99.457	-
DJIBOUTI	192	28.420	14702,08	2.879	54.493	1792,78
SAINT HELENA	9.675	0	-100	118.815	0	-100
SWAZILAND	0	1.206	-	0	13.869	-
SOUTH AFRICA	242.760	127.097	-47,64	671.204	427.742	-36,27
COMOROS	500	0	-100	30.808	0	-100
MAURITIUS	9.317	1.130	-87,87	20.078	5.841	-70,91
VIRGIN ISLANDS (BRITISH	43	142	230,23	633	2.184	245,02
AUSTRALIA	784.777	622.957	-20,62	5.748.069	5.230.959	-9
NEW ZEALAND	82.801	169.687	104,93	254.494	1.069.132	320,1
NEW CALEDONIA	0	316	-	0	1.149	-
VANUATU	23.549	0	-100	39.777	0	-100
COOK ISLANDS	0	40	-	0	79	-
FIJI	46.193	6.648	-85,61	89.412	18.116	-79,74
SAMOA	2.732	0	-100	69.380	0	-100
SOLOMON ISLANDS	28.498	96.953	240,21	40.641	143.509	253,11
TONGA	8.649	4.203	-51,4	15.708	8.419	-46,4
EAST TIMOR	2.890	3.612	24,98	3.086	1.697	-45,01
UNITED STATES	3.134.921	2.831.882	-9,67	24.790.335	23.756.110	-4,17
CANADA	103.264	103.743	0,46	505.882	450.626	-10,92
MEXICO	333.202	345.024	3,55	2.426.030	1.372.557	-43,42
GUATEMALA	4.414	35.418	702,4	11.424	101.740	790,58
NICARAGUA	45.562	70.960	55,74	697.432	428.168	-38,61
PANAMA	19.641	0	-100	28.647	0	-100
CUBA	0	12.875	-	0	31.110	-
SURINAME	0	21.777	-	0	37.973	-
CHILE	228.350	94.785	-58,49	331.176	181.522	-45,19
VENEZUELA	44.499	59.435	33,56	67.984	104.338	53,47
ARGENTINA	335.440	41.485	-87,63	582.383	209.968	-63,95
BRAZIL	36.585	52.524	43,57	156.263	356.369	128,06
COLOMBIA	98.155	14.250	-85,48	179.190	46.941	-73,8
ECUADOR	143.581	69.785	-51,4	201.653	114.409	-43,26
PERU	30.400	2.640	-91,32	106.154	8.025	-92,44
TRINIDAD AND TOBAGO	4.644	3.307	-28,79	13.368	12.000	-10,23
DOMINICAN REPUBLIC	35.112	0	-100	57.059	0	-100
COSTA RICA	898	1.416	57,68	5.895	9.052	53,55
HAITI	18.192	102.437	463,09	28.507	126.903	345,16
FRENCH POLYNESIA	4.191	0	-100	23.206	0	-100
NETHERLANDS ANTILLES	11.231	0	-100	197.246	0	-100
UNITED KINGDOM	330.106	101.795	-69,16	1.737.052	929.270	-46,5
NETHERLANDS	217.471	326.279	50,03	2.055.410	2.637.447	28,32
FRANCE	411.692	261.518	-36,48	4.988.444	4.899.377	-1,79

TABEL 5. PERKEMBANGAN EKSPOR INDONESIA MENURUT KOMODITI DAN NEGARA TUJUAN

JENIS BARANG	BERAT BERSIH (KG)		PERUBAHAN	NILAI FOB (US \$)		Perubahan
	JAN - JAN 2005	JAN - JAN 2006	%	JAN - JAN 2005	JAN - JAN 2006	%
(1)	(2)	(3)	(4)	(5)	(6)	(7)
GERMANY, FED. REP. OF	207.132	643.299	210,57	3.291.606	4.912.553	49,24
AUSTRIA	251	17.608	6915,14	6.270	113.875	1716,19
BELGIUM	584.457	417.771	-28,52	1.434.819	1.146.561	-20,09
SWITZERLAND	0	3.470	-	0	14.116	-
DENMARK	5	4.230	84500	2.384	23.190	872,73
NORWAY	11.686	14.001	19,81	76.899	58.751	-23,6
SWEDEN	38.712	19.898	-48,6	32.782	1.249.623	3711,92
FINLAND	20.190	14.157	-29,88	45.025	252.902	461,69
IRELAND	45	19.555	43355,56	65	24.618	37773,85
ITALY	329.330	270.037	-18	909.882	1.749.344	92,26
SPAIN	689.682	491.114	-28,79	2.429.848	1.833.111	-24,56
PORTUGAL	0	395	-	0	2.615	-
GREECE	297.126	308.333	3,77	503.877	526.064	4,4
CZECHOSLOVAKIA	22.620	24.080	6,45	34.660	42.155	21,62
HUNGARY	28.974	26.574	-8,28	659.122	694.118	5,31
POLAND	16.958	25.514	50,45	185.828	322.783	73,7
ROMANIA	130	0	-100	10.190	0	-100
BULGARIA	0	2.324	-	0	75.027	-
YUGOSLAVIA	0	1	-	0	36	-
UKRAINE	0	4.779	-	0	270.330	-
LATVIA	513.849	0	-100	1.366.041	0	-100
SLOVAKIA	20.108	4.049	-79,86	1.394.383	76.090	-94,54
CZECH REPUBLIC	46.351	31.569	-31,89	88.609	70.475	-20,47
RUSSIA FEDERATION	343.135	117.464	-65,77	854.023	496.538	-41,86
-DIODE TRANSISTOR	133.690	37.161	-72,2	9.643.255	7.159.982	-25,75
JAPAN	15.273	15.758	3,18	4.679.039	5.012.202	7,12
HONG KONG	7.090	8.490	19,75	666.546	889.755	33,49
KOREA, REPUBLIC OF	2.002	0	-100	50.452	0	-100
TAIWAN	2.730	2.813	3,04	133.272	177.868	33,46
CHINA	725	1.989	174,34	68.153	298.687	338,26
THAILAND	249	1	-99,6	1.798	294	-83,65
SINGAPORE	104.334	5.589	-94,64	3.915.444	349.982	-91,06
PHILIPPINES	373	33	-91,15	14.728	5.736	-61,05
MALAYSIA	55	292	430,91	9.457	35.526	275,66
BRUNEI DARUSSALAM	0	1	-	0	11	-
PAKISTAN	0	60	-	0	308	-
UNITED STATES	448	307	-31,47	57.250	33.344	-41,76
GERMANY, FED. REP. OF	409	1.828	346,94	45.534	356.269	682,42
BELGIUM	2	0	-100	1.582	0	-100
-AUDIO VISUAL	13.466.870	18.954.793	40,75	212.666.043	193.616.271	-8,96
JAPAN	1.250.220	562.393	-55,02	26.159.342	11.316.137	-56,74
HONG KONG	221.377	161.111	-27,22	6.676.740	10.584.617	58,53
KOREA, DEMOCRATIC PEC	0	109	-	0	11.583	-
KOREA, REPUBLIC OF	97.548	138.706	42,19	5.443.821	7.684.462	41,16
TAIWAN	81.971	40.766	-50,27	647.224	555.011	-14,25
CHINA	70.204	124.215	76,93	2.183.894	3.331.216	52,54
PAPUA NEW GUINEA	0	48	-	0	4.229	-
THAILAND	377.797	182.234	-51,76	3.460.932	2.782.879	-19,59
SINGAPORE	2.906.270	10.510.616	261,65	37.257.726	43.699.264	17,29
PHILIPPINES	149.715	143.798	-3,95	1.194.478	1.016.897	-14,87
MALAYSIA	473.027	408.512	-13,64	6.420.163	5.096.096	-20,62
MYANMAR (FORM. BURM	3.240	10.258	216,6	11.898	24.728	107,83
VIET NAM	97.170	159.712	64,36	388.678	3.819.224	882,62
INDIA	39.415	37.082	-5,92	626.095	1.063.923	69,93
PAKISTAN	9.027	9.680	7,23	46.848	49.056	4,71
BANGLADESH	12.006	7.617	-36,56	52.090	28.777	-44,76
SRI LANKA	15.407	5.500	-64,3	46.811	28.211	-39,73
IRAN (ISLAMIC REPUBLIC	68.038	14.246	-79,06	829.915	351.760	-57,61
SAUDI ARABIA	338.327	207.542	-38,66	1.929.495	1.406.244	-27,12
KUWAIT	53.784	90.229	67,76	281.976	832.804	195,35
JORDAN	66.568	24.236	-63,59	308.059	125.929	-59,12

TABEL 5. PERKEMBANGAN EKSPOR INDONESIA MENURUT KOMODITI DAN NEGARA TUJUAN

JENIS BARANG	BERAT BERSIH (KG)		PERUBAHAN	NILAI FOB (US \$)		Perubahan
	JAN - JAN 2005	JAN - JAN 2006	%	JAN - JAN 2005	JAN - JAN 2006	%
(1)	(2)	(3)	(4)	(5)	(6)	(7)
LEBANON	6.351	0	-100	24.883	0	-100
YEMEN	0	52.109	-	0	134.500	-
OMAN	38.306	40.912	6,8	233.047	253.655	8,84
SYRIA ARAB REPUBLIC	0	11.383	-	0	25.340	-
TURKEY	41.323	39.909	-3,42	911.623	1.470.517	61,31
UNITED ARAB EMIRATES	1.327.856	939.680	-29,23	8.671.943	6.639.853	-23,43
QATAR	10.956	14.942	36,38	88.416	106.656	20,63
BAHRAIN	5.691	0	-100	26.080	0	-100
CYPRUS	0	219	-	0	1.070	-
EGYPT	36.249	48.079	32,64	228.320	808.805	254,24
MOROCCO	29.342	0	-100	158.847	0	-100
TUNISIA	0	9.600	-	0	42.000	-
SUDAN	5.724	0	-100	27.950	0	-100
ERITREA	0	951	-	0	33.524	-
ETHIOPIA	52.760	31.177	-40,91	146.395	75.225	-48,62
KENYA	7.121	0	-100	42.345	0	-100
EQUATORIAL GUINEA	0	2.767	-	0	6.791	-
TOGO	0	294	-	0	186	-
GHANA	20.872	7.019	-66,37	84.645	13.400	-84,17
GUINEA	24.780	12.406	-49,94	81.900	6.156	-92,48
ANGOLA	38	0	-100	255	0	-100
NIGERIA	57.844	48.385	-16,35	182.040	99.000	-45,62
SOUTH AFRICA	80.778	53.132	-34,22	642.424	684.844	6,6
MAURITIUS	8.994	3.600	-59,97	42.436	16.960	-60,03
AUSTRALIA	257.239	149.869	-41,74	1.838.790	2.340.643	27,29
NEW ZEALAND	51.969	66.389	27,75	369.598	381.353	3,18
VANUATU	1.412	0	-100	11.074	0	-100
FIJI	259	0	-100	3.333	0	-100
TONGA	350	0	-100	701	0	-100
CHRISTMAS ISLANDS	0	65	-	0	500	-
EAST TIMOR	29.471	16.650	-43,5	19.383	262.520	1254,38
UNITED STATES	2.271.443	1.148.246	-49,45	67.176.096	33.199.462	-50,58
CANADA	50.306	29.571	-41,22	1.044.799	855.706	-18,1
MEXICO	274.762	204.284	-25,65	1.941.901	1.039.104	-46,49
PANAMA	13.755	21.763	58,22	288.283	183.673	-36,29
CHILE	6.300	7	-99,89	133.385	44	-99,97
VENEZUELA	0	3	-	0	666	-
ARGENTINA	46	12.682	27469,57	357	339.660	95042,86
BRAZIL	43.768	63.830	45,84	600.331	1.585.181	164,05
COLOMBIA	17.363	2.975	-82,87	496.687	85.155	-82,86
BOLIVIA	0	3.618	-	0	97.391	-
URUGUAY	0	658	-	0	3.976	-
PERU	3.821	13.260	247,03	95.871	362.934	278,56
PUERTO RICO	1.043	260	-75,07	14.997	3.750	-74,99
COSTA RICA	0	3	-	0	666	-
FRENCH GUIANA	0	7.478	-	0	33.667	-
MARTINIQUE	0	7.478	-	0	33.667	-
NETHERLANDS ANTILLES	179	63	-64,8	47.414	16.136	-65,97
GUADELOUPE	0	7.478	-	0	33.667	-
UNITED KINGDOM	270.280	354.222	31,06	2.551.102	2.149.327	-15,75
NETHERLANDS	132.872	157.162	18,28	6.604.386	11.788.420	78,49
FRANCE	114.676	51.401	-55,18	1.410.733	898.780	-36,29
GERMANY, FED. REP. OF	195.301	268.197	37,32	4.255.474	3.859.933	-9,29
AUSTRIA	18.444	87	-99,53	81.947	2.464	-96,99
BELGIUM	541.843	853.053	57,44	11.064.673	14.780.818	33,59
SWITZERLAND	51	3.497	6756,86	746	104.851	13955,09
DENMARK	2.411	8.942	270,88	56.539	370.088	554,57
NORWAY	33	557	1587,88	236	718	204,24
SWEDEN	11.351	33.977	199,33	158.820	594.578	274,37
FINLAND	317.569	532.402	67,65	1.977.572	7.763.614	292,58
ITALY	73.958	108.947	47,31	1.439.577	2.301.053	59,84

TABEL 5. PERKEMBANGAN EKSPOR INDONESIA MENURUT KOMODITI DAN NEGARA TUJUAN

JENIS BARANG	BERAT BERSIH (KG)		PERUBAHAN	NILAI FOB (US \$)		Perubahan
	JAN - JAN 2005	JAN - JAN 2006	%	JAN - JAN 2005	JAN - JAN 2006	%
(1)	(2)	(3)	(4)	(5)	(6)	(7)
SPAIN	109.157	56.787	-47,98	1.059.232	793.038	-25,13
PORTUGAL	385	0	-100	1.983	0	-100
GREECE	30.283	1.862	-93,85	227.551	58.902	-74,11
ANDORRA	96	0	-100	558	0	-100
CZECHOSLOVAKIA	6.088	0	-100	26.820	0	-100
HUNGARY	65.180	73.774	13,19	68.062	272.115	299,8
POLAND	30.598	8.911	-70,88	418.995	251.804	-39,9
ROMANIA	0	637	-	0	142.188	-
BULGARIA	197	15.886	7963,96	960	151.984	15731,67
UKRAINE	88.404	125.644	42,12	308.328	561.132	81,99
LATVIA	0	19	-	0	8.960	-
ESTONIA	0	2.668	-	0	12.282	-
SLOVAKIA	0	3.097	-	0	28.383	-
SLOVENIA	0	1.969	-	0	59.963	-
RUSSIA FEDERATION	348.111	379.291	8,96	1.309.015	1.569.826	19,92
-FOTOGRAFI DAN OPTIK	235.990	251.381	6,52	9.728.392	15.454.616	58,86
JAPAN	53.085	14.216	-73,22	1.227.952	1.490.869	21,41
HONG KONG	2.910	3.677	26,36	109.183	387.158	254,6
KOREA, REPUBLIC OF	771	1.018	32,04	12.388	11.371	-8,21
TAIWAN	5.653	1.639	-71,01	1.096.071	306.606	-72,03
CHINA	71	2.435	3329,58	2.844	584.720	20459,77
THAILAND	377	20.922	5449,6	17.948	62.865	250,26
SINGAPORE	13.081	78.736	501,91	605.830	7.685.307	1168,56
MALAYSIA	2.298	1.372	-40,3	217.590	28.060	-87,1
VIET NAM	794	539	-32,12	62.451	46.128	-26,14
INDIA	947	3.890	310,77	36.266	88.154	143,08
PAKISTAN	138	167	21,01	1.223	1.290	5,48
BANGLADESH	1.806	1.431	-20,76	15.286	6.016	-60,64
SRI LANKA	0	385	-	0	5.734	-
UNITED ARAB EMIRATES	21	48	128,57	4.826	5.902	22,3
EGYPT	0	117	-	0	201	-
LIBYAN ARAB JAMAHIRIY	17	0	-100	803	0	-100
ALGERIA	101	0	-100	1.500	0	-100
SOUTH AFRICA	1.810	0	-100	25.127	0	-100
AUSTRALIA	970	198	-79,59	56.337	5.933	-89,47
NEW ZEALAND	0	114	-	0	1.942	-
UNITED STATES	93.388	88.038	-5,73	3.810.510	2.906.228	-23,73
CANADA	658	404	-38,6	43.619	55.870	28,09
MEXICO	0	381	-	0	6.419	-
VENEZUELA	0	153	-	0	7.434	-
ARGENTINA	0	685	-	0	8.900	-
BRAZIL	7.887	134	-98,3	65.611	3.939	-94
COLOMBIA	4.004	4.869	21,6	75.671	108.439	43,3
ECUADOR	2.832	0	-100	93.810	0	-100
DOMINICAN REPUBLIC	0	297	-	0	11.310	-
NETHERLANDS ANTILLES	271	0	-100	29.886	0	-100
UNITED KINGDOM	9.461	3.597	-61,98	112.772	68.857	-38,94
NETHERLANDS	265	277	4,53	23.818	27.735	16,45
FRANCE	236	137	-41,95	30.101	4.294	-85,73
GERMANY, FED. REP. OF	29.867	20.291	-32,06	1.827.322	1.462.577	-19,96
LUXEMBOURG	0	108	-	0	17.468	-
ITALY	515	0	-100	14.707	0	-100
SPAIN	920	734	-20,22	90.415	41.827	-53,74
HUNGARY	822	0	-100	12.681	0	-100
ROMANIA	14	0	-100	3.844	0	-100
SLOVENIA	0	372	-	0	5.063	-
-ALAT UKUR	23.960	24.336	1,57	897.004	245.302	-72,65
JAPAN	21	9	-57,14	160	1.232	670
SINGAPORE	10.438	18.400	76,28	475.283	154.880	-67,41
MALAYSIA	798	4.724	491,98	80.690	35.575	-55,91
VIET NAM	237	0	-100	11.143	0	-100

TABEL 5. PERKEMBANGAN EKSPOR INDONESIA MENURUT KOMODITI DAN NEGARA TUJUAN

JENIS BARANG	BERAT BERSIH (KG)		PERUBAHAN	NILAI FOB (US \$)		Perubahan
	JAN - JAN 2005	JAN - JAN 2006	%	JAN - JAN 2005	JAN - JAN 2006	%
(1)	(2)	(3)	(4)	(5)	(6)	(7)
INDIA	3	0	-100	3	0	-100
PAKISTAN	65	0	-100	5.250	0	-100
YEMEN	6.472	0	-100	50.100	0	-100
UNITED ARAB EMIRATES	0	265	-	0	6.651	-
EGYPT	466	0	-100	27.824	0	-100
SUDAN	105	0	-100	21.314	0	-100
GHANA	188	0	-100	126	0	-100
GUINEA	0	47	-	0	130	-
AUSTRALIA	75	0	-100	40	0	-100
UNITED STATES	0	129	-	0	14.320	-
COSTA RICA	3.056	0	-100	114.209	0	-100
NETHERLANDS	1.369	0	-100	64.993	0	-100
GERMANY, FED. REP. OF	316	762	141,14	25.989	32.514	25,11
SWEDEN	351	0	-100	19.880	0	-100
-LONCENG, ARLOJI DAN BAGI	363.258	374.116	2,99	3.915.370	4.798.062	22,54
JAPAN	23.054	14.148	-38,63	421.316	238.356	-43,43
HONG KONG	32.495	37.403	15,1	313.622	473.576	51
KOREA, REPUBLIC OF	262	115	-56,11	11.684	6.198	-46,95
TAIWAN	2.624	42.588	1523,02	53.122	149.289	181,03
CHINA	414	1.425	244,2	7.546	25.485	237,73
MACAU	1.980	0	-100	17.500	0	-100
PAPUA NEW GUINEA	3.075	0	-100	6.872	0	-100
THAILAND	2.742	40.759	1386,47	64.051	194.795	204,12
SINGAPORE	21.058	39.214	86,22	136.890	1.038.308	658,5
PHILIPPINES	13.478	2.753	-79,57	217.225	68.956	-68,26
MALAYSIA	27.999	11.485	-58,98	360.963	263.079	-27,12
VIET NAM	208	1.529	635,1	3.488	26.510	660,03
INDIA	34.116	25.776	-24,45	243.129	221.629	-8,84
SRI LANKA	26.308	0	-100	224.697	0	-100
SAUDI ARABIA	0	11	-	0	112	-
KUWAIT	4.236	0	-100	70.423	0	-100
QATAR	0	960	-	0	4.348	-
MOROCCO	65	18.633	28566,15	543	147.786	27116,57
GUINEA	0	9.182	-	0	7.136	-
CAMEROON	14.500	477	-96,71	112.194	37.000	-67,02
NIGERIA	64	0	-100	789	0	-100
COTE D'IVOIRE	13.700	0	-100	105.494	0	-100
SENEGAL	16.643	16.666	0,14	94.261	108.243	14,83
MALI	6.849	0	-100	58.790	0	-100
CHAD	2.210	0	-100	20.101	0	-100
SOUTH AFRICA	14.500	3.530	-75,66	96.430	19.847	-79,42
AUSTRALIA	6.331	20.555	224,67	106.616	292.100	173,97
NEW ZEALAND	1.248	1.273	2	32.514	32.891	1,16
FIJI	0	1.702	-	0	12.185	-
UNITED STATES	40.292	9.536	-76,33	616.485	511.774	-16,99
CANADA	0	954	-	0	14.419	-
MEXICO	0	3.767	-	0	64.800	-
PANAMA	0	22	-	0	79	-
CHILE	0	583	-	0	8.313	-
BRAZIL	0	821	-	0	29.899	-
NETHERLANDS ANTILLES	37	0	-100	22	0	-100
UNITED KINGDOM	863	11.679	1253,3	29.104	230.506	692,01
NETHERLANDS	0	10	-	0	969	-
FRANCE	502	1.217	142,43	12.877	11.502	-10,68
GERMANY, FED. REP. OF	8.516	9.378	10,12	112.686	182.858	62,27
AUSTRIA	4	377	9325	7.023	2.188	-68,85
SWITZERLAND	0	57	-	0	1.129	-
FINLAND	0	53	-	0	1.226	-
ITALY	84	83	-1,19	6.380	6.300	-1,25
SPAIN	15	301	1906,67	1.008	5.751	470,54
PORTUGAL	42.712	44.607	4,44	346.826	344.119	-0,78

TABEL 5. PERKEMBANGAN EKSPOR INDONESIA MENURUT KOMODITI DAN NEGARA TUJUAN

JENIS BARANG	BERAT BERSIH (KG)		PERUBAHAN	NILAI FOB (US \$)		Perubahan
	JAN - JAN 2005	JAN - JAN 2006	%	JAN - JAN 2005	JAN - JAN 2006	%
(1)	(2)	(3)	(4)	(5)	(6)	(7)
GREECE	5	0	-100	248	0	-100
HUNGARY	69	291	321,74	2.451	7.471	204,81
MOLDOVA, REPUBLIC OF	0	196	-	0	6.930	-
-COKLAT OLAHAN	5.949.627	7.596.060	27,67	14.382.966	16.614.838	15,52
JAPAN	59.562	244.575	310,62	52.659	386.347	633,68
HONG KONG	39.228	27.624	-29,58	65.620	54.860	-16,4
KOREA, REPUBLIC OF	62.479	156.300	150,16	88.148	119.725	35,82
TAIWAN	11.878	2.156	-81,85	95.180	10.854	-88,6
CHINA	79.000	139.121	76,1	112.346	163.968	45,95
PAPUA NEW GUINEA	1.541	0	-100	3.841	0	-100
THAILAND	125.007	169.051	35,23	215.126	340.500	58,28
SINGAPORE	117.092	74.984	-35,96	216.862	90.761	-58,15
PHILIPPINES	832.836	631.074	-24,23	1.075.434	518.611	-51,78
MALAYSIA	147.165	148.915	1,19	214.094	225.683	5,41
BRUNEI DARUSSALAM	10.611	0	-100	20.234	0	-100
VIET NAM	3.143	19.999	536,3	7.804	20.070	157,18
INDIA	87.860	169.233	92,62	154.807	139.525	-9,87
PAKISTAN	2.496	17.000	581,09	5.769	12.750	121,01
BANGLADESH	8.637	4.240	-50,91	1.463	1.740	18,93
SRI LANKA	12.991	7.000	-46,12	16.688	5.250	-68,54
IRAN (ISLAMIC REPUBLIC	56.000	114.000	103,57	72.800	103.740	42,5
SAUDI ARABIA	14.836	0	-100	26.659	0	-100
KUWAIT	12.294	24.544	99,64	28.368	42.838	51,01
YEMEN	5.544	9.351	68,67	8.250	14.400	74,55
SYRIA ARAB REPUBLIC	0	20.000	-	0	15.000	-
TURKEY	0	25.000	-	0	18.750	-
UNITED ARAB EMIRATES	164.301	132.546	-19,33	511.260	461.228	-9,79
BAHRAIN	15.552	0	-100	36.388	0	-100
EGYPT	0	32.000	-	0	115.200	-
SUDAN	0	69	-	0	715	-
ERITREA	10.800	0	-100	16.065	0	-100
TANZANIA, UNITED REPU	7.829	0	-100	16.272	0	-100
KENYA	0	30.516	-	0	92.703	-
NIGERIA	1.289	0	-100	5.269	0	-100
MAURITANIA	14.400	14.400	0	19.200	20.800	8,33
CENTRAL AFRICAN REPU	0	23.000	-	0	8.510	-
SOUTH AFRICA	140.000	197.484	41,06	182.000	375.805	106,49
AUSTRALIA	54.036	943.618	1646,28	98.589	3.051.120	2994,79
NEW ZEALAND	972	74.000	7513,17	1.440	194.500	13406,94
FIJI	9.505	0	-100	19.200	0	-100
TONGA	144	2.104	1361,11	228	4.216	1749,12
EAST TIMOR	528	2.401	354,73	825	3.533	328,24
UNITED STATES	1.430.270	1.160.956	-18,83	4.915.225	3.877.437	-21,11
MEXICO	144.000	174.000	20,83	187.200	74.250	-60,34
ARGENTINA	14.999	0	-100	14.165	0	-100
BRAZIL	0	265.500	-	0	199.125	-
UNITED KINGDOM	100.000	0	-100	330.000	0	-100
NETHERLANDS	180.040	560.000	211,04	466.029	2.131.275	357,33
FRANCE	740.000	700.000	-5,41	2.978.822	2.559.775	-14,07
GERMANY, FED. REP. OF	1.001	0	-100	2.621	0	-100
BELGIUM	253.291	240.000	-5,25	527.237	864.000	63,87
SWITZERLAND	500	0	-100	8.250	0	-100
SPAIN	631.020	969.300	53,61	632.752	238.865	-62,25
HUNGARY	35.950	15.000	-58,28	38.105	7.609	-80,03
POLAND	0	16.000	-	0	6.120	-
BULGARIA	54.000	0	-100	36.720	0	-100
UKRAINE	100.000	16.999	-83	330.000	9.680	-97,07
ESTONIA	140.000	0	-100	508.952	0	-100
SLOVENIA	15.000	0	-100	18.000	0	-100
RUSSIA FEDERATION	0	22.000	-	0	33.000	-
-GULA TETES	11.211.698	15.606.061	39,19	570.606	1.502.955	163,4

TABEL 5. PERKEMBANGAN EKSPOR INDONESIA MENURUT KOMODITI DAN NEGARA TUJUAN

JENIS BARANG	BERAT BERSIH (KG)		PERUBAHAN		NILAI FOB (US \$)		Perubahan	
	JAN - JAN 2005	JAN - JAN 2006	%	JAN - JAN 2005	JAN - JAN 2006	%		
(1)	(2)	(3)	(4)	(5)	(6)	(7)		
JAPAN	5.000.000	0	-100	170.000	0	-100		
KOREA, REPUBLIC OF	0	10.540.000	-	0	1.018.860	-		
TAIWAN	19.200	0	-100	11.468	0	-100		
SINGAPORE	498	234	-53,01	2.038	2.208	8,34		
MALAYSIA	0	14.361	-	0	1.998	-		
VIET NAM	6.192.000	5.051.466	-18,42	387.100	479.889	23,97		
-KERUPUK UDANG	391.761	358.064	-8,6	529.207	526.686	-0,48		
JAPAN	3.382	0	-100	11.222	0	-100		
HONG KONG	0	2.056	-	0	717	-		
KOREA, REPUBLIC OF	100.780	13.600	-86,51	139.395	20.480	-85,31		
TAIWAN	11.058	11.133	0,68	10.735	8.557	-20,29		
SINGAPORE	12.863	3.586	-72,12	30.622	3.679	-87,99		
MALAYSIA	30.912	16.164	-47,71	19.421	10.899	-43,88		
SAUDI ARABIA	28.416	22.969	-19,17	24.215	23.193	-4,22		
UNITED ARAB EMIRATES	15.980	999	-93,75	13.132	2.260	-82,79		
AUSTRALIA	0	2.686	-	0	4.828	-		
UNITED STATES	22.283	1.977	-91,13	53.507	4.486	-91,62		
UNITED KINGDOM	40.050	83.740	109,09	65.787	125.387	90,6		
NETHERLANDS	108.537	183.450	69,02	148.831	308.685	107,41		
BELGIUM	17.500	9.377	-46,42	12.340	6.282	-49,09		
ROMANIA	0	6.327	-	0	7.233	-		
-BUAH/SAYURAN OLAHAN	45.412.334	37.404.158	-17,63	30.763.727	21.435.893	-30,32		
JAPAN	611.279	1.229.376	101,12	627.672	951.738	51,63		
HONG KONG	112.194	215.434	92,02	238.407	321.539	34,87		
KOREA, REPUBLIC OF	113.580	104.576	-7,93	119.516	96.918	-18,91		
TAIWAN	195.619	193.276	-1,2	231.639	106.458	-54,04		
CHINA	232.726	159.648	-31,4	77.149	81.484	5,62		
THAILAND	27.706	77.528	179,82	20.730	50.267	142,48		
SINGAPORE	7.424.319	7.454.035	0,4	4.430.194	4.035.072	-8,92		
PHILIPPINES	4.830.530	13.796	-99,71	1.535.642	6.207	-99,6		
MALAYSIA	4.104.566	6.155.774	49,97	773.907	993.785	28,41		
CAMBODIA	0	69.000	-	0	600	-		
BRUNEI DARUSSALAM	1.901	209	-89,01	1.771	849	-52,06		
NEPAL	0	176.280	-	0	92.300	-		
VIET NAM	4.131.785	1.661.980	-59,78	3.534.188	1.089.378	-69,18		
MALDIVES	1.105	0	-100	1.541	0	-100		
INDIA	13.124.039	5.727.589	-56,36	12.162.575	3.931.675	-67,67		
PAKISTAN	323.718	74.082	-77,12	99.691	10.485	-89,48		
IRAN (ISLAMIC REPUBLIC)	0	9.580	-	0	1.000	-		
SAUDI ARABIA	2.783	50.600	1718,18	2.363	44.582	1786,67		
LEBANON	28.145	0	-100	158.969	0	-100		
TURKEY	25.000	18.282	-26,87	12.009	9.994	-16,78		
UNITED ARAB EMIRATES	174.858	242.118	38,47	201.930	121.880	-39,64		
BAHRAIN	12.000	84.000	600	7.200	37.800	425		
EGYPT	53.600	175.336	227,12	40.200	96.244	139,41		
MOROCCO	24.000	0	-100	16.080	0	-100		
TUNISIA	0	12.500	-	0	2.500	-		
TOGO	917	0	-100	1.025	0	-100		
NIGERIA	0	18.000	-	0	10.200	-		
SOUTH AFRICA	8.100	98.028	1110,22	10.875	54.701	403		
MAURITIUS	0	556	-	0	5.634	-		
AUSTRALIA	180.210	61.435	-65,91	101.973	44.081	-56,77		
NEW ZEALAND	12.247	17.247	40,83	9.077	8.683	-4,34		
GUAM	0	368	-	0	1.165	-		
NEW CALEDONIA	7.150	0	-100	7.475	0	-100		
FIJI	201	0	-100	354	0	-100		
UNITED STATES	4.598.979	4.725.812	2,76	3.643.482	4.123.405	13,17		
CANADA	16.632	65.425	293,37	18.788	297.732	1484,69		
PANAMA	0	16.193	-	0	11.800	-		
CHILE	142.566	294.199	106,36	78.285	155.948	99,21		
ARGENTINA	42.565	169.337	297,83	30.359	94.514	211,32		

TABEL 5. PERKEMBANGAN EKSPOR INDONESIA MENURUT KOMODITI DAN NEGARA TUJUAN

JENIS BARANG	BERAT BERSIH (KG)		PERUBAHAN	NILAI FOB (US \$)		Perubahan
	JAN - JAN 2005	JAN - JAN 2006	%	JAN - JAN 2005	JAN - JAN 2006	%
(1)	(2)	(3)	(4)	(5)	(6)	(7)
BRAZIL	382.280	50.000	-86,92	205.228	30.500	-85,14
URUGUAY	12.500	25.000	100	8.375	5.000	-40,3
PERU	42.472	42.472	0	16.570	15.660	-5,49
PUERTO RICO	18.783	0	-100	17.840	0	-100
UNITED KINGDOM	30.450	346.967	1039,46	22.396	220.575	884,89
NETHERLANDS	1.427.826	1.228.333	-13,97	695.251	764.536	9,97
FRANCE	152.402	117.300	-23,03	94.227	126.186	33,92
GERMANY, FED. REP. OF	1.256.491	2.722.067	116,64	544.195	1.247.537	129,24
AUSTRIA	106.380	141.916	33,4	61.020	87.185	42,88
BELGIUM	37.786	219.117	479,89	25.698	184.387	617,51
DENMARK	109.260	10.886	-90,04	56.337	6.798	-87,93
NORWAY	16.830	45.246	168,84	13.612	42.606	213
SWEDEN	18.140	110.081	506,84	9.500	94.783	897,72
FINLAND	50.573	639.943	1165,38	35.365	340.935	864,05
ITALY	48.000	229.588	378,31	30.480	129.381	324,48
SPAIN	745.434	1.251.966	67,95	492.377	845.558	71,73
PORTUGAL	26.000	26.000	0	19.500	18.980	-2,67
GREECE	54.420	62.280	14,44	27.540	38.400	39,43
POLAND	126.000	0	-100	99.000	0	-100
ROMANIA	0	180.547	-	0	86.847	-
BULGARIA	0	12.000	-	0	7.320	-
BELARUS	0	20.000	-	0	15.200	-
UKRAINE	0	25.000	-	0	12.585	-
CROATIA	24.000	0	-100	20.840	0	-100
SLOVENIA	54.288	53.190	-2,02	20.670	23.711	14,71
CZECH REPUBLIC	0	31.042	-	0	23.775	-
FAEROE ISLANDS	29.999	0	-100	3.700	0	-100
RUSSIA FEDERATION	77.000	441.618	473,53	48.940	176.830	261,32
-MINUMAN OLAHAN	7.808.895	5.129.746	-34,31	3.509.059	2.542.698	-27,54
JAPAN	3.465.435	132.987	-96,16	1.355.295	794.272	-41,39
HONG KONG	30.519	108.247	254,69	58.161	230.506	296,32
KOREA, REPUBLIC OF	9.443	0	-100	9.002	0	-100
TAIWAN	547.452	92.727	-83,06	314.053	37.038	-88,21
CHINA	310	250	-19,35	154	142	-7,79
PAPUA NEW GUINEA	729	10.041	1277,37	1.470	4.715	220,75
THAILAND	665.699	19.802	-97,03	345.047	30.518	-91,16
SINGAPORE	1.677.300	1.720.701	2,59	470.436	685.150	45,64
PHILIPPINES	63.654	0	-100	34.056	0	-100
MALAYSIA	318.997	130.584	-59,06	207.877	72.844	-64,96
BRUNEI DARUSSALAM	223.012	108.645	-51,28	190.450	49.463	-74,03
VIET NAM	75.019	0	-100	44.320	0	-100
MALDIVES	41.429	143	-99,65	15.077	161	-98,93
INDIA	13.125	0	-100	60.550	0	-100
BANGLADESH	0	4.000	-	0	2.181	-
SRI LANKA	3.109	0	-100	50	0	-100
SAUDI ARABIA	0	16.729	-	0	3.430	-
OMAN	26.551	109.654	312,99	23.925	71.776	200
UNITED ARAB EMIRATES	38.756	96.698	149,5	120.288	156.971	30,5
NIGERIA	39.089	0	-100	28.438	0	-100
SIERRA LEONE	0	16.896	-	0	12.320	-
GAMBIA	10.356	0	-100	49.435	0	-100
AUSTRALIA	45.679	2.356.501	5058,83	28.280	266.234	841,42
NEW ZEALAND	0	699	-	0	749	-
VANUATU	17.229	17.122	-0,62	1.966	2.571	30,77
SOLOMON ISLANDS	57.179	49.479	-13,47	6.908	53.961	681,14
TONGA	9.080	35.657	292,7	3.492	16.306	366,95
EAST TIMOR	235.340	33.861	-85,61	37.888	10.043	-73,49
UNITED STATES	145.874	62.704	-57,01	74.940	32.639	-56,45
CANADA	0	5.400	-	0	8.000	-
NETHERLANDS	30.102	85	-99,72	18.283	339	-98,15
AUSTRIA	0	110	-	0	349	-

TABEL 5. PERKEMBANGAN EKSPOR INDONESIA MENURUT KOMODITI DAN NEGARA TUJUAN

JENIS BARANG	BERAT BERSIH (KG)		PERUBAHAN	NILAI FOB (US \$)		Perubahan
	JAN - JAN 2005	JAN - JAN 2006	%	JAN - JAN 2005	JAN - JAN 2006	%
(1)	(2)	(3)	(4)	(5)	(6)	(7)
DENMARK	18.400	0	-100	9.200	0	-100
IRELAND	28	24	-14,29	18	20	11,11
-ROKOK DAN TEMBAKAU OLA	6.147.802	3.569.974	-41,93	23.991.231	16.416.308	-31,57
JAPAN	5.976	15.352	156,89	42.240	152.007	259,87
HONG KONG	0	1.336	-	0	12.476	-
TAIWAN	0	8.654	-	0	28.362	-
MACAU	9	0	-100	234	0	-100
THAILAND	435.820	145.530	-66,61	1.386.700	463.050	-66,61
SINGAPORE	681.727	333.507	-51,08	7.125.980	3.459.207	-51,46
PHILIPPINES	941.925	265.833	-71,78	1.976.948	1.373.133	-30,54
MALAYSIA	159.160	485.556	205,07	1.024.911	3.579.726	249,27
MYANMAR (FORM. BURM)	76.800	499.200	550	168.960	1.158.144	585,45
CAMBODIA	2.384.409	916.530	-61,56	7.537.195	2.904.805	-61,46
BRUNEI DARUSSALAM	5.876	2.979	-49,3	28.353	19.600	-30,87
VIET NAM	14.300	30.058	110,2	57.915	219.060	278,24
SRI LANKA	0	167	-	0	4.234	-
SAUDI ARABIA	17.557	0	-100	209.340	0	-100
JORDAN	255.119	191.520	-24,93	840.000	630.000	-25
LEBANON	25.536	25.536	0	84.000	84.000	0
TURKEY	153.758	0	-100	515.972	0	-100
UNITED ARAB EMIRATES	24.688	14.786	-40,11	115.014	47.050	-59,09
CYPRUS	9	0	-100	311	0	-100
SOUTH AFRICA	0	150	-	0	2.134	-
AUSTRALIA	102	19.849	19359,8	1.608	56.310	3401,87
EAST TIMOR	13.197	0	-100	30.862	0	-100
UNITED STATES	136.770	45.314	-66,87	407.661	493.981	21,17
SURINAME	976	0	-100	1.846	0	-100
PARAGUAY	0	17.898	-	0	306.240	-
PERU	88	0	-100	680	0	-100
PUERTO RICO	0	242.000	-	0	72.600	-
NETHERLANDS	93.148	88.612	-4,87	459.044	511.175	11,36
FRANCE	134.640	0	-100	231.264	0	-100
GERMANY, FED. REP. OF	30.042	42.597	41,79	255.848	249.778	-2,37
AUSTRIA	45	0	-100	180	0	-100
BELGIUM	30.505	27.158	-10,97	264.450	260.486	-1,5
SWITZERLAND	15.515	0	-100	90.986	0	-100
DENMARK	5.212	5.751	10,34	214.717	178.730	-16,76
IRELAND	57.784	0	-100	66.453	0	-100
SPAIN	4.808	3.705	-22,94	34.793	29.736	-14,53
PORTUGAL	45	0	-100	470	0	-100
HUNGARY	316	0	-100	1.955	0	-100
POLAND	0	96	-	0	2.504	-
UKRAINE	0	19.800	-	0	38.610	-
RUSSIA FEDERATION	441.940	120.500	-72,73	814.341	79.170	-90,28
-DAGING TERNAK	247.153	204.035	-17,45	685.383	773.549	12,86
JAPAN	232	200	-13,79	2.560	820	-67,97
HONG KONG	19.639	11.854	-39,64	26.953	17.294	-35,84
KOREA, REPUBLIC OF	2.179	7.575	247,64	5.844	26.319	350,36
TAIWAN	11.931	0	-100	24.942	0	-100
SINGAPORE	9.600	11.688	21,75	4.416	46.523	953,51
PHILIPPINES	0	2	-	0	30	-
MALAYSIA	4.946	7.792	57,54	3.938	10.297	161,48
AUSTRALIA	240	0	-100	3.780	0	-100
UNITED KINGDOM	0	12.240	-	0	85.779	-
NETHERLANDS	23.405	17.959	-23,27	94.885	79.861	-15,83
FRANCE	31.789	67.935	113,71	100.266	259.228	158,54
BELGIUM	143.192	66.790	-53,36	417.799	247.398	-40,79
-DAGING UNGGAS	0	1	-	0	3	-
NETHERLANDS	0	1	-	0	3	-
-IKAN OLAHAN	10.915.621	11.549.711	5,81	38.021.764	38.695.729	1,77
JAPAN	2.487.982	1.709.941	-31,27	10.898.307	6.403.316	-41,24

TABEL 5. PERKEMBANGAN EKSPOR INDONESIA MENURUT KOMODITI DAN NEGARA TUJUAN

JENIS BARANG	BERAT BERSIH (KG)		PERUBAHAN	NILAI FOB (US \$)		Perubahan
	JAN - JAN 2005	JAN - JAN 2006	%	JAN - JAN 2005	JAN - JAN 2006	%
(1)	(2)	(3)	(4)	(5)	(6)	(7)
HONG KONG	79.993	139.621	74,54	504.610	1.114.154	120,8
KOREA, REPUBLIC OF	51.428	365.876	611,43	91.629	431.729	371,17
TAIWAN	89.060	113.406	27,34	137.206	151.248	10,23
CHINA	128.033	553.712	332,48	235.393	230.631	-2,02
THAILAND	9.210	121.596	1220,26	19.605	35.101	79,04
SINGAPORE	873.198	848.930	-2,78	1.136.521	1.050.750	-7,55
PHILIPPINES	3.575	17.704	395,22	4.900	30.852	529,63
MALAYSIA	251.203	297.096	18,27	176.300	172.434	-2,19
CAMBODIA	15.103	0	-100	4.798	0	-100
VIET NAM	474	152.819	32140,3	198	292.625	147690,4
SRI LANKA	628.841	238.835	-62,02	301.978	141.782	-53,05
SAUDI ARABIA	196.927	180.573	-8,3	647.163	614.565	-5,04
JORDAN	279.071	310.160	11,14	702.266	722.730	2,91
LEBANON	0	21.256	-	0	48.690	-
UNITED ARAB EMIRATES	10.000	49.366	393,66	28.000	88.801	217,15
EGYPT	210.318	0	-100	488.709	0	-100
LIBYAN ARAB JAMAHIRIY	0	347.383	-	0	797.790	-
NAMIBIA	20.000	0	-100	114.800	0	-100
REUNION	9.303	17.493	88,04	50.242	64.060	27,5
GHANA	0	46.500	-	0	43.800	-
SOUTH AFRICA	55	0	-100	40	0	-100
MAURITIUS	28.755	20.427	-28,96	80.896	22.398	-72,31
AUSTRALIA	51.824	215.592	316,01	262.834	592.162	125,3
NEW ZEALAND	8.730	42.779	390,02	14.315	49.087	242,91
EAST TIMOR	0	1.885	-	0	1.525	-
UNITED STATES	3.444.901	3.563.356	3,44	16.287.315	19.032.560	16,86
CANADA	63.540	80.723	27,04	171.565	424.348	147,34
MEXICO	0	37.942	-	0	74.200	-
GUATEMALA	0	33.293	-	0	38.189	-
PANAMA	27.189	0	-100	2.719	0	-100
TRINIDAD AND TOBAGO	0	25.107	-	0	10.043	-
PUERTO RICO	113.550	53.157	-53,19	490.941	149.467	-69,55
DOMINICAN REPUBLIC	18.152	0	-100	71.439	0	-100
MARTINIQUE	29.722	21.500	-27,66	69.751	55.900	-19,86
GUADELOUPE	22.290	0	-100	49.038	0	-100
UNITED KINGDOM	175.932	266.272	51,35	425.279	777.617	82,85
NETHERLANDS	148.619	269.496	81,33	445.352	1.237.101	177,78
FRANCE	92.637	137.130	48,03	249.072	238.872	-4,1
GERMANY, FED. REP. OF	472.013	588.768	24,74	976.667	1.236.631	26,62
BELGIUM	372.020	186.577	-49,85	1.801.628	832.486	-53,79
SWITZERLAND	0	10.080	-	0	28.650	-
DENMARK	19.426	66.858	244,17	145.011	281.834	94,35
SWEDEN	17.879	6.549	-63,37	28.510	85.515	199,95
IRELAND	18.048	18.048	0	31.429	30.850	-1,84
ITALY	47.379	182.960	286,16	83.878	319.767	281,23
SPAIN	164.277	79.400	-51,67	355.900	161.552	-54,61
PORTUGAL	32.375	27.536	-14,95	51.246	11.928	-76,72
GREECE	12.083	12.009	-0,61	6.042	33.349	451,95
POLAND	0	69.000	-	0	531.700	-
ROMANIA	16.316	0	-100	21.214	0	-100
BULGARIA	61.918	0	-100	180.263	0	-100
CROATIA	31.968	0	-100	43.740	0	-100
SLOVENIA	63.936	0	-100	101.520	0	-100
RUSSIA FEDERATION	16.368	1.000	-93,89	31.535	2.940	-90,68
-BERAS GILING	34.568	125.021	261,67	16.752	66.720	298,28
HONG KONG	68	22	-67,65	110	52	-52,73
TAIWAN	0	79.999	-	0	36.400	-
SINGAPORE	34.500	45.000	30,43	16.642	30.268	81,88
-KOPI OLAHAN	34.995	0	-100	25.019	0	-100
CHINA	34.275	0	-100	23.803	0	-100
UNITED STATES	720	0	-100	1.216	0	-100

TABEL 5. PERKEMBANGAN EKSPOR INDONESIA MENURUT KOMODITI DAN NEGARA TUJUAN

JENIS BARANG	BERAT BERSIH (KG)		PERUBAHAN	NILAI FOB (US \$)		Perubahan
	JAN - JAN 2005	JAN - JAN 2006	%	JAN - JAN 2005	JAN - JAN 2006	%
(1)	(2)	(3)	(4)	(5)	(6)	(7)
-TEH OLAHAN	3.890.818	4.119.857	5,89	5.066.127	5.440.445	7,39
JAPAN	25.042	42.052	67,93	48.849	59.310	21,41
HONG KONG	54	411	661,11	813	1.790	120,17
KOREA, REPUBLIC OF	0	1.224	-	0	5.850	-
TAIWAN	21.936	57.807	163,53	51.324	104.439	103,49
SINGAPORE	96.117	116.068	20,76	254.688	288.856	13,42
PHILIPPINES	2.561	2.983	16,48	17.930	15.264	-14,87
MALAYSIA	295.574	279.690	-5,37	412.133	439.614	6,67
BRUNEI DARUSSALAM	336	0	-100	599	0	-100
VIET NAM	0	25.524	-	0	111.094	-
INDIA	32.380	62.240	92,22	36.898	74.105	100,84
PAKISTAN	844.340	389.740	-53,84	934.541	437.705	-53,16
SRI LANKA	0	13.200	-	0	19.886	-
IRAQ	0	12.582	-	0	19.432	-
SAUDI ARABIA	0	9.000	-	0	28.585	-
KUWAIT	22.600	0	-100	21.656	0	-100
YEMEN	0	350	-	0	5.400	-
TURKEY	0	63.280	-	0	80.484	-
UNITED ARAB EMIRATES	118.200	62.494	-47,13	140.543	252.468	79,64
EGYPT	84.740	25.000	-70,5	97.981	26.560	-72,89
AUSTRALIA	213.982	158.220	-26,06	724.823	489.353	-32,49
NEW ZEALAND	51.136	54.115	5,83	156.038	137.563	-11,84
FIJI	0	21.840	-	0	21.216	-
EAST TIMOR	10.440	1.285	-87,69	15.287	1.537	-89,95
UNITED STATES	381.862	302.269	-20,84	368.699	294.952	-20
CANADA	22.260	0	-100	22.485	0	-100
CHILE	21.600	0	-100	24.797	0	-100
UNITED KINGDOM	627.800	940.224	49,76	692.191	1.018.592	47,15
NETHERLANDS	106.969	358.134	234,8	117.215	353.020	201,17
FRANCE	1	0	-100	1	0	-100
GERMANY, FED. REP. OF	281.708	133.375	-52,65	238.974	123.507	-48,32
IRELAND	32.540	21.640	-33,5	36.840	26.129	-29,07
POLAND	55.980	194.580	247,59	57.710	212.777	268,7
KAZAKHSTAN	24.160	47.520	96,69	24.246	51.955	114,28
UKRAINE	97.200	66.800	-31,28	105.750	68.384	-35,33
UZBEKISTAN	0	27.030	-	0	42.980	-
SOUTH GEORGIA AND THI	22.400	0	-100	22.153	0	-100
RUSSIA FEDERATION	396.900	629.180	58,52	440.963	627.638	42,33
-GULA PASIR	4.300	33.184	671,72	9.819	27.703	182,14
HONG KONG	1.579	869	-44,97	2.118	1.501	-29,13
TAIWAN	60	0	-100	42	0	-100
SINGAPORE	0	109	-	0	85	-
MALAYSIA	0	3.601	-	0	2.138	-
SAUDI ARABIA	365	0	-100	350	0	-100
UNITED ARAB EMIRATES	435	0	-100	2.940	0	-100
AUSTRALIA	748	2.432	225,13	1.140	4.661	308,86
UNITED STATES	1.113	2.015	81,04	3.229	4.517	39,89
CANADA	0	24.158	-	0	14.801	-
-GULA LAINNYA	506.272	444.904	-12,12	294.301	258.473	-12,17
JAPAN	6.318	11.573	83,18	8.307	9.996	20,33
HONG KONG	4.575	1.451	-68,28	11.256	2.715	-75,88
TAIWAN	7.663	0	-100	18.432	0	-100
CHINA	0	3.000	-	0	42.000	-
PAPUA NEW GUINEA	16.979	16.899	-0,47	17.849	19.762	10,72
THAILAND	0	1	-	0	10	-
SINGAPORE	29.249	204.766	600,08	22.064	93.062	321,78
PHILIPPINES	0	16	-	0	1.218	-
MALAYSIA	36.000	71.000	97,22	17.546	24.643	40,45
VIET NAM	0	1	-	0	10	-
MALDIVES	0	17.818	-	0	6.250	-
INDIA	3.427	0	-100	10.790	0	-100

TABEL 5. PERKEMBANGAN EKSPOR INDONESIA MENURUT KOMODITI DAN NEGARA TUJUAN

JENIS BARANG	BERAT BERSIH (KG)		PERUBAHAN	NILAI FOB (US \$)		Perubahan
	JAN - JAN 2005	JAN - JAN 2006	%	JAN - JAN 2005	JAN - JAN 2006	%
(1)	(2)	(3)	(4)	(5)	(6)	(7)
SRI LANKA	2.667	0	-100	9.705	0	-100
JORDAN	0	35.000	-	0	14.525	-
EGYPT	79.375	0	-100	30.591	0	-100
TANZANIA, UNITED REPU	0	18.000	-	0	6.964	-
SOUTH AFRICA	140.000	0	-100	59.728	0	-100
AUSTRALIA	119.800	780	-99,35	52.121	1.549	-97,03
NEW ZEALAND	14.000	0	-100	6.370	0	-100
VANUATU	0	800	-	0	796	-
EAST TIMOR	10.193	18.529	81,78	14.926	7.973	-46,58
UNITED STATES	35.000	9.571	-72,65	13.125	11.625	-11,43
CANADA	0	30	-	0	40	-
SURINAME	469	0	-100	887	0	-100
CHILE	275	0	-100	275	0	-100
UNITED KINGDOM	10	0	-100	28	0	-100
NETHERLANDS	271	669	146,86	300	1.218	306
GERMANY, FED. REP. OF	1	0	-100	1	0	-100
NORWAY	0	35.000	-	0	14.117	-
-MAKANAN OLAHAN LAINNYA	26.844.127	20.536.653	-23,5	30.506.683	31.815.231	4,29
JAPAN	1.009.580	939.357	-6,96	950.837	1.244.476	30,88
HONG KONG	638.147	696.673	9,17	3.280.154	3.961.936	20,79
KOREA, REPUBLIC OF	919.004	368.949	-59,85	920.302	360.057	-60,88
TAIWAN	1.772.048	1.182.971	-33,24	2.047.987	1.694.108	-17,28
CHINA	7.639.874	191.909	-97,49	1.049.998	322.597	-69,28
PAPUA NEW GUINEA	161.133	177.124	9,92	190.366	186.970	-1,78
THAILAND	904.780	874.817	-3,31	1.718.560	1.725.683	0,41
SINGAPORE	1.084.592	1.750.949	61,44	2.323.598	2.781.827	19,72
PHILIPPINES	2.528.089	2.836.882	12,21	2.451.426	3.011.437	22,84
MALAYSIA	3.603.544	3.040.929	-15,61	3.841.181	3.422.792	-10,89
MYANMAR (FORM. BURM	16.490	38.033	130,64	25.364	43.990	73,43
CAMBODIA	0	600	-	0	36.100	-
BRUNEI DARUSSALAM	253.911	289.863	14,16	531.021	441.354	-16,89
LAO PEOPLE'S DEMOCRAT	0	12.000	-	0	66.050	-
NEPAL	13.961	13.635	-2,34	14.490	15.132	4,43
VIET NAM	342.348	489.894	43,1	717.823	668.702	-6,84
MALDIVES	33.018	24.104	-27	47.422	32.122	-32,26
INDIA	13.950	34.783	149,34	20.120	17.955	-10,76
PAKISTAN	33.907	93.423	175,53	59.955	158.525	164,41
BANGLADESH	40.803	6.469	-84,15	57.186	4.509	-92,12
SRI LANKA	57.867	67.499	16,65	83.752	39.653	-52,65
IRAN (ISLAMIC REPUBLIC	11.000	34.552	214,11	55.000	48.257	-12,26
SAUDI ARABIA	522.835	761.660	45,68	896.004	1.524.990	70,2
KUWAIT	100.205	107.845	7,62	145.229	141.069	-2,86
JORDAN	76.366	124.732	63,33	89.269	193.599	116,87
LEBANON	31.310	6.567	-79,03	39.144	7.125	-81,8
YEMEN	9.563	6.887	-27,98	10.742	9.875	-8,07
OMAN	9.177	17.376	89,34	11.511	20.478	77,9
TURKEY	32.821	18.960	-42,23	60.516	29.220	-51,72
UNITED ARAB EMIRATES	230.941	377.469	63,45	528.909	519.969	-1,69
QATAR	6.922	45.496	557,27	6.141	49.960	713,55
BAHRAIN	29.258	1.135	-96,12	21.552	6.772	-68,58
EGYPT	43.920	0	-100	45.384	0	-100
MOROCCO	25.000	19.331	-22,68	8.325	29.374	252,84
SUDAN	0	207	-	0	2.145	-
ERITREA	19.440	0	-100	13.770	0	-100
KENYA	6.566	0	-100	6.889	0	-100
MOZAMBIQUE	0	17.865	-	0	29.143	-
TOGO	8.309	0	-100	9.288	0	-100
GHANA	0	37.777	-	0	81.828	-
GUINEA	11.520	0	-100	3.750	0	-100
ANGOLA	25.800	15.462	-40,07	18.060	25.562	41,54
CONGO	19.440	0	-100	21.600	0	-100

TABEL 5. PERKEMBANGAN EKSPOR INDONESIA MENURUT KOMODITI DAN NEGARA TUJUAN

JENIS BARANG	BERAT BERSIH (KG)		PERUBAHAN	NILAI FOB (US \$)		Perubahan
	JAN - JAN 2005	JAN - JAN 2006	%	JAN - JAN 2005	JAN - JAN 2006	%
(1)	(2)	(3)	(4)	(5)	(6)	(7)
NIGERIA	447.319	689.725	54,19	1.494.567	1.672.376	11,9
MAURITANIA	0	56.374	-	0	76.977	-
BURKINA FASO	2.460	2.460	0	35.260	42.025	19,19
GAMBIA	482	0	-100	2.356	0	-100
SOUTH AFRICA	72.436	82.093	13,33	81.108	64.461	-20,52
MAURITIUS	78.652	22.213	-71,76	86.789	16.872	-80,56
AUSTRALIA	644.155	684.933	6,33	963.206	965.456	0,23
NEW ZEALAND	143.532	151.525	5,57	164.766	210.551	27,79
GUAM	55	470	754,55	385	4.492	1066,75
PALAU	2.914	0	-100	4.624	0	-100
NEW CALEDONIA	11.827	8.171	-30,91	20.875	24.185	15,86
VANUATU	0	3.092	-	0	3.373	-
COOK ISLANDS	0	3.678	-	0	4.845	-
FIJI	74.358	43.284	-41,79	89.602	54.039	-39,69
SAMOA	4.703	8.636	83,63	9.314	13.915	49,4
SOLOMON ISLANDS	20.846	14.569	-30,11	18.684	42.417	127,02
TONGA	76.990	33.649	-56,29	70.357	34.789	-50,55
EAST TIMOR	114.922	92.212	-19,76	90.638	73.124	-19,32
UNITED STATES	942.561	1.600.650	69,82	2.195.024	2.696.805	22,86
CANADA	108.730	97.052	-10,74	580.882	416.579	-28,29
MEXICO	49.497	25.965	-47,54	63.679	72.792	14,31
SURINAME	13.026	11.119	-14,64	20.634	12.044	-41,63
CHILE	22.560	0	-100	58.716	0	-100
PUERTO RICO	0	50.928	-	0	51.391	-
FRENCH POLYNESIA	7.115	0	-100	12.247	0	-100
UNITED KINGDOM	310.779	76.496	-75,39	354.306	97.361	-72,52
NETHERLANDS	959.899	1.707.435	77,88	1.028.748	1.529.255	48,65
FRANCE	200	118	-41	1.370	764	-44,23
GERMANY, FED. REP. OF	33.472	40.637	21,41	170.077	38.802	-77,19
BELGIUM	25.991	29.024	11,67	101.687	101.270	-0,41
NORWAY	0	43.525	-	0	46.808	-
SWEDEN	5.870	0	-100	19.568	0	-100
FINLAND	13.421	9.360	-30,26	25.425	17.810	-29,95
ITALY	26.185	54.694	108,88	45.934	151.009	228,75
SPAIN	128.077	28.364	-77,85	122.170	122.229	0,05
PORTUGAL	23.999	0	-100	11.315	0	-100
CZECHOSLOVAKIA	17.712	17.712	0	12.300	21.156	72
HUNGARY	638	0	-100	422	0	-100
POLAND	0	2.000	-	0	9.600	-
ROMANIA	11.630	5.453	-53,11	12.276	6.233	-49,23
BULGARIA	12.957	6.705	-48,25	8.458	5.700	-32,61
UKRAINE	0	11.422	-	0	9.719	-
LITHUANIA	0	5.148	-	0	8.905	-
LATVIA	65.040	32.754	-49,64	76.133	47.462	-37,66
ESTONIA	0	25.579	-	0	38.919	-
MALTA	25.254	8.384	-66,8	32.379	13.384	-58,66
RUSSIA FEDERATION	56.424	24.861	-55,94	97.777	39.996	-59,09
SEMEN	392.335.870	501.764.338	27,89	9.848.937	14.524.785	47,48
JAPAN	2.765	1.200.000	43299,64	903	46.800	5082,72
KOREA, REPUBLIC OF	0	200.000	-	0	21.168	-
TAIWAN	992.000	847.717	-14,54	61.974	58.392	-5,78
THAILAND	0	1.000	-	0	100	-
SINGAPORE	78.597.484	10.327.024	-86,86	1.733.352	294.082	-83,03
MALAYSIA	43	46.550.580	108257062,8	4	1.299.834	32495750
VIET NAM	10.727.887	0	-100	249.852	0	-100
MALDIVES	0	4.000.000	-	0	139.880	-
BANGLADESH	78.537.954	46.112.763	-41,29	1.591.536	871.531	-45,24
SRI LANKA	34.000.000	76.623.071	125,36	612.000	2.262.667	269,72
KUWAIT	0	31.288.597	-	0	1.104.487	-
UNITED ARAB EMIRATES	0	57.306.061	-	0	1.504.834	-
MADAGASCAR	0	17.145.919	-	0	600.107	-

TABEL 5. PERKEMBANGAN EKSPOR INDONESIA MENURUT KOMODITI DAN NEGARA TUJUAN

JENIS BARANG	BERAT BERSIH (KG)		PERUBAHAN	NILAI FOB (US \$)		Perubahan
	JAN - JAN 2005	JAN - JAN 2006	%	JAN - JAN 2005	JAN - JAN 2006	%
(1)	(2)	(3)	(4)	(5)	(6)	(7)
MOZAMBIQUE	0	26.225.100	-	0	755.807	-
GHANA	40.000.000	91.582.171	128,96	944.800	2.596.355	174,8
BENIN	0	27.500.000	-	0	779.625	-
MAURITIUS	0	22.388.698	-	0	782.933	-
AUSTRALIA	26.026.000	25.565.342	-1,77	525.831	750.342	42,7
AMERICAN SAMOA	490.000	1.800.000	267,35	21.916	69.750	218,26
SAMOA	1.700.000	1.200.000	-29,41	62.662	46.500	-25,79
TONGA	800.000	0	-100	29.488	0	-100
CHRISTMAS ISLANDS	0	501.000	-	0	21.308	-
EAST TIMOR	5.906	67.295	1039,43	1.806	2.359	30,62
UNITED STATES	114.656.331	9.000.000	-92,15	3.789.697	344.250	-90,92
BAHAMAS	2.900.000	0	-100	106.894	0	-100
FRENCH POLYNESIA	2.899.500	3.582.000	23,54	116.222	140.924	21,25
PORTUGAL	0	750.000	-	0	30.750	-
-DARI ROTAN	1.013.619	736.523	-27,34	2.249.981	1.892.575	-15,88
JAPAN	53.222	51.569	-3,11	245.347	261.785	6,7
HONG KONG	3.386	0	-100	7.087	0	-100
KOREA, REPUBLIC OF	111.396	34.048	-69,44	173.458	71.107	-59,01
TAIWAN	12.846	6.334	-50,69	25.716	17.243	-32,95
CHINA	6.546	10	-99,85	10.043	14	-99,86
THAILAND	0	10	-	0	94	-
SINGAPORE	3.808	1.182	-68,96	8.380	963	-88,51
MALAYSIA	1.148	11.293	883,71	2.846	10.894	282,78
INDIA	439	498	13,44	816	468	-42,65
SRI LANKA	0	2.900	-	0	4.950	-
SAUDI ARABIA	3.307	119	-96,4	7.152	413	-94,23
KUWAIT	189	0	-100	191	0	-100
LEBANON	1.891	0	-100	5.787	0	-100
YEMEN	2.101	0	-100	5.220	0	-100
TURKEY	7.199	824	-88,55	12.657	1.200	-90,52
UNITED ARAB EMIRATES	1.481	0	-100	3.384	0	-100
ALGERIA	0	8	-	0	60	-
SEYCHELLES	0	372	-	0	1.296	-
SOUTH AFRICA	1.167	138	-88,17	3.192	194	-93,92
MAURITIUS	5	0	-100	16	0	-100
AUSTRALIA	41.749	39.530	-5,32	75.527	72.508	-4
NEW ZEALAND	327	9.390	2771,56	1.418	14.616	930,75
GUAM	0	11	-	0	256	-
PALAU	0	13	-	0	1.800	-
NEW CALEDONIA	127	0	-100	246	0	-100
SOLOMON ISLANDS	0	1.312	-	0	2.978	-
UNITED STATES	88.553	113.719	28,42	376.544	381.396	1,29
CANADA	16.264	3.048	-81,26	56.119	9.069	-83,84
MEXICO	639	151	-76,37	1.410	255	-81,91
ARGENTINA	0	925	-	0	575	-
BRAZIL	108	0	-100	73	0	-100
PERU	0	4	-	0	108	-
DOMINICAN REPUBLIC	1.374	0	-100	986	0	-100
COSTA RICA	0	515	-	0	234	-
FRENCH POLYNESIA	0	223	-	0	855	-
NETHERLANDS ANTILLES	0	22	-	0	47	-
GUADELOUPE	14	0	-100	16	0	-100
UNITED KINGDOM	93.718	69.448	-25,9	209.250	149.635	-28,49
NETHERLANDS	74.531	100.105	34,31	133.668	206.606	54,57
FRANCE	69.605	22.196	-68,11	100.674	61.632	-38,78
GERMANY, FED. REP. OF	188.086	152.366	-18,99	384.059	303.253	-21,04
AUSTRIA	25.086	4.725	-81,16	28.504	21.239	-25,49
BELGIUM	27.304	47.401	73,6	61.059	135.368	121,7
SWITZERLAND	30.698	0	-100	41.309	0	-100
DENMARK	12.762	25	-99,8	18.616	3	-99,98
SWEDEN	13.320	47.358	255,54	34.291	118.833	246,54

TABEL 5. PERKEMBANGAN EKSPOR INDONESIA MENURUT KOMODITI DAN NEGARA TUJUAN

JENIS BARANG	BERAT BERSIH (KG)		PERUBAHAN	NILAI FOB (US \$)		Perubahan
	JAN - JAN 2005	JAN - JAN 2006	%	JAN - JAN 2005	JAN - JAN 2006	%
(1)	(2)	(3)	(4)	(5)	(6)	(7)
IRELAND	12.151	0	-100	48.078	0	-100
ITALY	57.507	6.626	-88,48	91.722	15.448	-83,16
SPAIN	38.673	2.723	-92,96	58.024	7.791	-86,57
PORTUGAL	7.422	1.122	-84,88	7.035	6.214	-11,67
GREECE	3.395	804	-76,32	9.809	3.656	-62,73
POLAND	0	395	-	0	1.560	-
UKRAINE	0	323	-	0	2.065	-
RUSSIA FEDERATION	75	2.738	3550,67	252	3.894	1445,24
-DARI BAHAN LAINNYA	1.001.202	1.323.972	32,24	2.840.105	3.725.449	31,17
JAPAN	140.695	163.695	16,35	590.411	427.126	-27,66
HONG KONG	3.726	3.304	-11,33	9.596	3.138	-67,3
KOREA, REPUBLIC OF	21.866	8.602	-60,66	40.464	32.697	-19,19
TAIWAN	102.232	194.696	90,45	23.911	76.147	218,46
CHINA	10.804	9.149	-15,32	25.204	7.400	-70,64
THAILAND	346	1.392	302,31	830	5.158	521,45
SINGAPORE	11.035	2.415	-78,12	8.172	4.137	-49,38
PHILIPPINES	33	0	-100	84	0	-100
MALAYSIA	8.730	10.584	21,24	8.076	20.164	149,68
BRUNEI DARUSSALAM	33	106	221,21	19	559	2842,11
MALDIVES	1.395	1.661	19,07	2.035	6.349	211,99
INDIA	3.225	840	-73,95	7.699	3.342	-56,59
BANGLADESH	0	1.845	-	0	8.703	-
SRI LANKA	0	895	-	0	5.196	-
IRAN (ISLAMIC REPUBLIC)	0	86	-	0	332	-
SAUDI ARABIA	4.120	0	-100	5.814	0	-100
KUWAIT	1.180	0	-100	1.883	0	-100
LEBANON	160	0	-100	121	0	-100
YEMEN	0	122	-	0	184	-
TURKEY	0	16.350	-	0	62.536	-
UNITED ARAB EMIRATES	2.228	4.023	80,57	4.835	26.931	457
BAHRAIN	298	0	-100	4.365	0	-100
CYPRUS	0	496	-	0	1.289	-
EGYPT	490	0	-100	1.617	0	-100
MOROCCO	70	0	-100	735	0	-100
ALGERIA	0	89	-	0	600	-
MADAGASCAR	106	0	-100	289	0	-100
REUNION	3.534	2.168	-38,65	2.667	8.905	233,9
CONGO	0	1	-	0	52	-
GABON	10	0	-100	10	0	-100
U.S. VIRGIN ISLANDS	71	0	-100	165	0	-100
SEYCHELLES	0	411	-	0	1.431	-
UGANDA	0	1	-	0	16	-
SOUTH AFRICA	5.842	7.182	22,94	7.389	17.636	138,68
MAURITIUS	3.323	0	-100	8.723	0	-100
VIRGIN ISLANDS (BRITISH)	927	0	-100	1.401	0	-100
AUSTRALIA	52.814	76.713	45,25	88.632	78.931	-10,95
NEW ZEALAND	10.459	7.272	-30,47	28.001	24.382	-12,92
MICRONESIA, FEDERATEI	863	0	-100	270	0	-100
GUAM	3	0	-100	212	0	-100
PALAU	1.189	0	-100	1.300	0	-100
NEW CALEDONIA	3.285	2.262	-31,14	3.875	1.983	-48,83
NORTHERN MARIANA ISL	0	68	-	0	223	-
SAINT VINCENT AND THE	397	0	-100	168	0	-100
VANUATU	499	386	-22,65	820	691	-15,73
WALLIS AND FUTUNA ISL	0	163	-	0	213	-
COOK ISLANDS	0	1.072	-	0	1.064	-
FIJI	338	1.839	444,08	2.281	3.175	39,19
EAST TIMOR	14	150	971,43	43	5	-88,37
UNITED STATES	164.108	350.191	113,39	716.299	1.461.244	104
CANADA	17.890	16.716	-6,56	64.568	114.970	78,06
MEXICO	5.778	301	-94,79	42.307	2.436	-94,24

TABEL 5. PERKEMBANGAN EKSPOR INDONESIA MENURUT KOMODITI DAN NEGARA TUJUAN

JENIS BARANG	BERAT BERSIH (KG)		PERUBAHAN	NILAI FOB (US \$)		Perubahan
	JAN - JAN 2005	JAN - JAN 2006	%	JAN - JAN 2005	JAN - JAN 2006	%
(1)	(2)	(3)	(4)	(5)	(6)	(7)
CHILE	0	645	-	0	7.278	-
VENEZUELA	1.229	0	-100	1.039	0	-100
ARGENTINA	1.580	4.013	153,99	2.178	4.967	128,05
BRAZIL	16.914	1.743	-89,69	16.799	4.199	-75
COLOMBIA	3.588	2.584	-27,98	3.753	2.361	-37,09
BAHAMAS	0	67	-	0	24	-
JAMAICA	1	211	21000	7	53	657,14
PUERTO RICO	853	533	-37,51	1.253	980	-21,79
DOMINICAN REPUBLIC	9.465	195	-97,94	11.604	219	-98,11
EL SALVADOR	0	13	-	0	27	-
COSTA RICA	3.575	269	-92,48	10.892	271	-97,51
BARBADOS	0	353	-	0	177	-
FRENCH POLYNESIA	4.072	3.361	-17,46	8.671	20.370	134,92
MARTINIQUE	0	543	-	0	1.920	-
NETHERLANDS ANTILLES	0	86	-	0	1.442	-
TURKS AND CAICOS ISLA	0	1.044	-	0	300	-
GUADELOUPE	428	443	3,5	421	1.207	186,7
UNITED KINGDOM	44.441	46.006	3,52	191.047	238.238	24,7
NETHERLANDS	42.714	103.649	142,66	68.894	164.827	139,25
FRANCE	54.950	56.153	2,19	119.074	183.619	54,21
GERMANY, FED. REP. OF	39.364	17.059	-56,66	85.846	59.646	-30,52
AUSTRIA	1.500	3.885	159	6.205	19.196	209,36
BELGIUM	10.517	19.788	88,15	36.305	105.097	189,48
SWITZERLAND	1.600	2.949	84,31	11.682	10.212	-12,58
DENMARK	8.337	757	-90,92	41.598	4.436	-89,34
NORWAY	153	227	48,37	333	176	-47,15
SWEDEN	1.663	4.383	163,56	3.526	10.220	189,85
FINLAND	1.112	1.728	55,4	1.379	6.900	400,36
IRELAND	12.426	7	-99,94	53.415	49	-99,91
ITALY	53.098	78.410	47,67	180.941	228.241	26,14
SPAIN	76.200	51.224	-32,78	226.959	150.898	-33,51
PORTUGAL	1.577	5.178	228,34	1.968	28.850	1365,96
GREECE	13.282	11.461	-13,71	31.883	21.476	-32,64
HUNGARY	2.558	1.758	-31,27	3.716	2.860	-23,04
POLAND	0	6.721	-	0	12.218	-
UKRAINE	0	5.437	-	0	16.740	-
UZBEKISTAN	1	0	-100	3	0	-100
CROATIA	0	650	-	0	5.002	-
SLOVENIA	25	0	-100	51	0	-100
CZECH REPUBLIC	4.348	2.943	-32,31	3.995	562	-85,93
RUSSIA FEDERATION	5.515	250	-95,47	9.377	846	-90,98
-DARI ROTAN	11.182.633	9.838.412	-12,02	29.497.097	26.326.383	-10,75
JAPAN	1.229.898	979.822	-20,33	3.158.465	2.605.693	-17,5
HONG KONG	3.697	2.973	-19,58	18.069	8.412	-53,45
KOREA, REPUBLIC OF	84.781	108.785	28,31	151.426	137.627	-9,11
TAIWAN	134.498	87.452	-34,98	183.121	141.277	-22,85
CHINA	74.358	6.603	-91,12	220.195	32.084	-85,43
MONGOLIA	1.800	0	-100	6.180	0	-100
THAILAND	5.773	1.233	-78,64	20.595	6.724	-67,35
SINGAPORE	22.373	83.294	272,3	259.054	225.165	-13,08
PHILIPPINES	1.375	794	-42,25	3.177	5.221	64,34
MALAYSIA	150.106	229.992	53,22	328.680	439.974	33,86
BRUNEI DARUSSALAM	5.022	2.099	-58,2	2.073	12.999	527,06
VIET NAM	2	570	28400	12	566	4616,67
MALDIVES	0	9	-	0	24	-
INDIA	17.486	12.753	-27,07	24.343	35.053	44
PAKISTAN	0	57	-	0	52	-
IRAN (ISLAMIC REPUBLIC	0	56.839	-	0	191.616	-
SAUDI ARABIA	53.152	14.319	-73,06	126.274	30.460	-75,88
KUWAIT	65.695	84.570	28,73	149.253	77.566	-48,03
JORDAN	728	1.709	134,75	1.456	3.848	164,29

TABEL 5. PERKEMBANGAN EKSPOR INDONESIA MENURUT KOMODITI DAN NEGARA TUJUAN

JENIS BARANG	BERAT BERSIH (KG)		PERUBAHAN	NILAI FOB (US \$)		Perubahan
	JAN - JAN 2005	JAN - JAN 2006	%	JAN - JAN 2005	JAN - JAN 2006	%
(1)	(2)	(3)	(4)	(5)	(6)	(7)
LEBANON	3.641	13.144	261	12.023	19.748	64,25
YEMEN	877	0	-100	2.180	0	-100
OMAN	32.709	40	-99,88	34.836	368	-98,94
TURKEY	129.706	96.437	-25,65	379.728	267.102	-29,66
UNITED ARAB EMIRATES	161.054	33.839	-78,99	261.026	86.204	-66,97
QATAR	10.304	7.234	-29,79	38.682	20.099	-48,04
BAHRAIN	31.248	8.205	-73,74	46.080	6.210	-86,52
CYPRUS	19.306	42.397	119,61	58.203	138.906	138,66
EGYPT	12.165	23.786	95,53	13.112	47.647	263,38
MOROCCO	7.186	3.386	-52,88	17.176	8.770	-48,94
SUDAN	43.511	6.910	-84,12	43.142	7.787	-81,95
KENYA	498	19.992	3914,46	1.888	16.168	756,36
REUNION	9.740	5.021	-48,45	26.255	9.793	-62,7
GABON	71	0	-100	65	0	-100
COTE D'IVOIRE	503	0	-100	4.810	0	-100
SEYCHELLES	959	0	-100	5.915	0	-100
SOUTH AFRICA	81.442	64.666	-20,6	223.597	160.586	-28,18
MAURITIUS	4.113	1.159	-71,82	10.861	909	-91,63
AUSTRALIA	289.182	212.927	-26,37	721.290	384.968	-46,63
NEW ZEALAND	29.815	11.422	-61,69	85.785	50.122	-41,57
NEW CALEDONIA	573	110	-80,8	1.011	150	-85,16
VANUATU	0	1.771	-	0	11.912	-
BRITISH INDIAN OCEAN T	0	3.434	-	0	5.352	-
COOK ISLANDS	4.437	0	-100	4.795	0	-100
FIJI	2.214	1.498	-32,34	6.222	4.237	-31,9
EAST TIMOR	2.872	0	-100	1.030	0	-100
UNITED STATES	1.749.393	1.334.039	-23,74	4.921.301	4.091.282	-16,87
CANADA	98.655	58.877	-40,32	265.725	193.664	-27,12
MEXICO	46.889	29.538	-37	89.721	52.969	-40,96
PANAMA	10.500	9.664	-7,96	11.404	22.236	94,98
CUBA	3.500	16.864	381,83	5.891	26.640	352,22
CHILE	3.500	0	-100	9.842	0	-100
VENEZUELA	0	10.996	-	0	33.629	-
ARGENTINA	12.754	12.203	-4,32	30.105	29.229	-2,91
BRAZIL	1.674	14.939	792,41	6.091	57.463	843,41
COLOMBIA	0	2.850	-	0	5.878	-
PARAGUAY	1.826	0	-100	2.600	0	-100
TRINIDAD AND TOBAGO	3.436	0	-100	3.890	0	-100
JAMAICA	0	3.000	-	0	2.430	-
PUERTO RICO	24.327	6.130	-74,8	55.733	13.197	-76,32
DOMINICAN REPUBLIC	46.080	19.210	-58,31	55.159	33.612	-39,06
COSTA RICA	0	3.558	-	0	16.735	-
BARBADOS	0	4.436	-	0	24.129	-
DOMINICA	8.010	0	-100	8.675	0	-100
FRENCH GUIANA	0	5.865	-	0	9.945	-
FRENCH POLYNESIA	1.523	7.923	420,22	12.982	31.253	140,74
MARTINIQUE	15.993	5.999	-62,49	25.222	12.160	-51,79
NETHERLANDS ANTILLES	9.497	3.300	-65,25	25.205	10.324	-59,04
GUADELOUPE	20.382	50.266	146,62	20.953	74.368	254,93
UNITED KINGDOM	643.642	652.967	1,45	1.861.010	2.179.943	17,14
NETHERLANDS	793.320	675.141	-14,9	2.292.388	2.043.381	-10,86
FRANCE	343.482	464.962	35,37	950.792	992.032	4,34
GERMANY, FED. REP. OF	1.404.509	1.278.071	-9	3.872.847	3.837.283	-0,92
AUSTRIA	28.970	34.117	17,77	124.630	78.016	-37,4
BELGIUM	469.877	307.349	-34,59	1.410.628	975.378	-30,86
SWITZERLAND	14.852	44.979	202,85	43.179	77.115	78,59
DENMARK	158.967	120.402	-24,26	407.643	272.082	-33,25
NORWAY	103.358	36.080	-65,09	266.885	74.657	-72,03
SWEDEN	86.272	112.794	30,74	261.779	361.207	37,98
FINLAND	172.269	156.260	-9,29	354.060	331.714	-6,31
IRELAND	50.249	16.282	-67,6	94.227	33.031	-64,95

TABEL 5. PERKEMBANGAN EKSPOR INDONESIA MENURUT KOMODITI DAN NEGARA TUJUAN

JENIS BARANG	BERAT BERSIH (KG)		PERUBAHAN	NILAI FOB (US \$)		Perubahan
	JAN - JAN 2005	JAN - JAN 2006	%	JAN - JAN 2005	JAN - JAN 2006	%
(1)	(2)	(3)	(4)	(5)	(6)	(7)
ITALY	977.037	780.347	-20,13	2.385.710	1.934.850	-18,9
SPAIN	561.427	629.250	12,08	1.457.747	1.449.449	-0,57
PORTUGAL	51.588	69.375	34,48	125.327	205.189	63,72
ICELAND	10.283	1.625	-84,2	10.787	2.239	-79,24
GREECE	308.039	307.807	-0,08	826.718	730.025	-11,7
HUNGARY	27.171	21.631	-20,39	49.174	38.225	-22,27
POLAND	78.232	70.959	-9,3	181.407	180.045	-0,75
ROMANIA	2.502	9.637	285,17	8.001	19.238	140,44
BULGARIA	2.195	0	-100	5.110	0	-100
YUGOSLAVIA	3.298	10.496	218,25	7.807	6.020	-22,89
BELARUS	0	3.152	-	0	6.741	-
UKRAINE	13.162	40.839	210,28	46.004	107.984	134,73
LITHUANIA	0	4.563	-	0	18.548	-
LATVIA	0	2.550	-	0	4.250	-
CROATIA	18.169	20.329	11,89	21.390	41.279	92,98
BOSNIA AND HERZEGOVII	0	3.340	-	0	12.228	-
MALTA	3.943	0	-100	13.530	0	-100
SLOVAKIA	2.642	5.043	90,88	8.982	28.628	218,73
SLOVENIA	19.583	42.943	119,29	52.791	88.887	68,38
CZECH REPUBLIC	4.528	14.332	216,52	11.120	29.517	165,44
RUSSIA FEDERATION	42.258	69.882	65,37	142.840	224.660	57,28
-DARI BAHAN LAINNYA	67.493.893	62.932.357	-6,76	138.572.329	134.568.985	-2,89
JAPAN	7.627.854	6.853.269	-10,15	12.405.850	11.408.874	-8,04
HONG KONG	177.481	77.050	-56,59	268.800	120.810	-55,06
KOREA, REPUBLIC OF	916.505	859.522	-6,22	1.214.481	1.490.315	22,71
TAIWAN	693.249	603.284	-12,98	979.337	918.873	-6,17
CHINA	617.618	668.621	8,26	421.874	806.234	91,11
THAILAND	51.648	88.263	70,89	62.995	119.138	89,12
SINGAPORE	764.807	1.064.910	39,24	1.859.724	1.550.804	-16,61
PHILIPPINES	233.140	78.228	-66,45	112.803	48.022	-57,43
MALAYSIA	1.330.118	1.264.060	-4,97	1.355.746	1.223.537	-9,75
MYANMAR (FORM. BURM	96	0	-100	216	0	-100
CAMBODIA	7.199	0	-100	4.301	0	-100
BRUNEI DARUSSALAM	44.449	10.191	-77,07	29.031	198	-99,32
VIET NAM	44.272	8.124	-81,65	64.437	40.970	-36,42
MALDIVES	114.784	169.894	48,01	182.135	192.591	5,74
INDIA	74.123	140.807	89,96	114.797	154.450	34,54
PAKISTAN	0	11.558	-	0	9.469	-
BANGLADESH	1.076	0	-100	822	0	-100
SRI LANKA	64.177	95.699	49,12	48.422	224.143	362,89
AFGHANISTAN	0	47.156	-	0	37.220	-
IRAQ	0	107.897	-	0	73.081	-
IRAN (ISLAMIC REPUBLIC	132.588	44.829	-66,19	116.595	119.062	2,12
SAUDI ARABIA	250.405	325.568	30,02	226.607	241.607	6,62
KUWAIT	343.515	235.361	-31,48	330.554	225.170	-31,88
JORDAN	83.394	14.904	-82,13	63.800	29.004	-54,54
LEBANON	112.282	28.284	-74,81	123.758	39.193	-68,33
YEMEN	34.740	526	-98,49	35.394	786	-97,78
OMAN	52.604	101.358	92,68	32.130	65.759	104,67
TURKEY	297.352	371.201	24,84	759.481	972.826	28,09
UNITED ARAB EMIRATES	2.385.099	1.881.671	-21,11	1.989.906	1.487.688	-25,24
QATAR	67.408	17.344	-74,27	77.682	44.872	-42,24
BAHRAIN	45.563	90.039	97,61	55.139	105.887	92,04
CYPRUS	37.113	39.537	6,53	81.501	62.524	-23,28
EGYPT	79.492	74.449	-6,34	100.234	121.468	21,18
LIBYAN ARAB JAMAHIRIY	0	48.758	-	0	34.844	-
MOROCCO	75.241	228.496	203,69	36.335	105.511	190,38
TUNISIA	3.199	3.397	6,19	4.040	15.794	290,94
ALGERIA	30.255	0	-100	14.486	0	-100
SUDAN	41.127	91.489	122,45	46.677	129.073	176,52
ETHIOPIA	20.923	0	-100	18.052	0	-100

TABEL 5. PERKEMBANGAN EKSPOR INDONESIA MENURUT KOMODITI DAN NEGARA TUJUAN

JENIS BARANG	BERAT BERSIH (KG)		PERUBAHAN	NILAI FOB (US \$)		Perubahan
	JAN - JAN 2005	JAN - JAN 2006	%	JAN - JAN 2005	JAN - JAN 2006	%
(1)	(2)	(3)	(4)	(5)	(6)	(7)
TANZANIA, UNITED REPU:	83.905	75.561	-9,94	89.742	74.471	-17,02
MADAGASCAR	1.731	0	-100	4.652	0	-100
KENYA	49.838	20	-99,96	36.602	22	-99,94
REUNION	115.872	83.924	-27,57	178.022	146.163	-17,9
MOZAMBIQUE	0	5.498	-	0	20.642	-
BOTSWANA	0	20.561	-	0	27.100	-
EQUATORIAL GUINEA	0	1.776	-	0	3.980	-
TOGO	0	3.499	-	0	6.950	-
GHANA	7.147	0	-100	8.367	0	-100
GUINEA	0	3.985	-	0	26.190	-
CONGO	3.795	0	-100	1.941	0	-100
GABON	1.130	0	-100	1.041	0	-100
SENEGAL	7.332	23	-99,69	1.965	34	-98,27
BENIN	25.008	22.691	-9,27	29.545	30.774	4,16
U.S. VIRGIN ISLANDS	5.589	11.495	105,67	13.389	35.711	166,72
SEYCHELLES	46.121	3.469	-92,48	79.188	20.788	-73,75
UGANDA	8.370	0	-100	9.205	0	-100
DJIBOUTI	37.076	34.460	-7,06	13.792	17.430	26,38
SOUTH AFRICA	336.163	255.881	-23,88	425.057	351.516	-17,3
MAURITIUS	52.340	5.116	-90,23	57.205	40.717	-28,82
RWANDA	10.607	23.431	120,9	7.075	26.824	279,14
VIRGIN ISLANDS (BRITISH	8.920	0	-100	9.631	0	-100
AUSTRALIA	2.417.487	2.113.941	-12,56	3.558.845	3.365.362	-5,44
NEW ZEALAND	270.148	295.548	9,4	326.440	419.438	28,49
GUAM	13.557	4.631	-65,84	35.470	14.013	-60,49
PALAU	1.813	0	-100	1.984	0	-100
NEW CALEDONIA	45.508	79.483	74,66	75.242	145.927	93,94
NORTHERN MARIANA ISL	354	0	-100	400	0	-100
SAINT VINCENT AND THE	3.636	0	-100	4.768	0	-100
VANUATU	434	5.869	1252,3	711	6.278	782,98
WALLIS AND FUTUNA ISL	0	8.559	-	0	5.521	-
AMERICAN SAMOA	5.820	0	-100	19.752	0	-100
COOK ISLANDS	7.427	301	-95,95	6.525	595	-90,88
FIJI	18.464	26.533	43,7	30.484	58.884	93,16
EAST TIMOR	134	0	-100	117	0	-100
UNITED STATES	16.969.742	17.789.727	4,83	47.038.509	48.397.211	2,89
CANADA	1.020.552	1.277.450	25,17	2.537.269	2.905.866	14,53
MEXICO	68.153	123.004	80,48	118.270	325.298	175,05
PANAMA	40.185	56.012	39,39	55.534	146.730	164,22
CUBA	0	231	-	0	204	-
SURINAME	11.647	0	-100	14.326	0	-100
CHILE	14.389	0	-100	15.950	0	-100
VENEZUELA	5.648	8.261	46,26	15.878	4.630	-70,84
ARGENTINA	63.769	19.136	-69,99	79.661	36.783	-53,83
BRAZIL	25.540	20.005	-21,67	44.840	46.464	3,62
COLOMBIA	5.740	20.391	255,24	7.302	25.916	254,92
BOLIVIA	5.169	0	-100	8.005	0	-100
TRINIDAD AND TOBAGO	0	4.746	-	0	6.875	-
BAHAMAS	0	2.316	-	0	2.957	-
JAMAICA	44.059	61.565	39,73	47.422	63.564	34,04
PUERTO RICO	86.997	91.107	4,72	232.988	200.063	-14,13
BELIZE	12.118	0	-100	22.051	0	-100
DOMINICAN REPUBLIC	61.504	81.431	32,4	96.328	98.316	2,06
EL SALVADOR	8.500	5.374	-36,78	7.091	29.264	312,69
COSTA RICA	4.824	21.023	335,8	4.360	32.441	644,06
BARBADOS	0	4.257	-	0	9.556	-
ANTIGUA AND BARBUDA	7.998	5.623	-29,69	38.952	20.000	-48,65
ANGUILLA	11.416	0	-100	45.875	0	-100
ARUBA	5.143	4.994	-2,9	14.704	10.908	-25,82
BERMUDA	2.070	0	-100	5.634	0	-100
CAYMAN ISLANDS	15.695	0	-100	17.290	0	-100

TABEL 5. PERKEMBANGAN EKSPOR INDONESIA MENURUT KOMODITI DAN NEGARA TUJUAN

JENIS BARANG	BERAT BERSIH (KG)		PERUBAHAN	NILAI FOB (US \$)		Perubahan
	JAN - JAN 2005	JAN - JAN 2006	%	JAN - JAN 2005	JAN - JAN 2006	%
(1)	(2)	(3)	(4)	(5)	(6)	(7)
DOMINICA	16.000	0	-100	25.881	0	-100
FRENCH GUIANA	14.445	12.184	-15,65	20.154	27.363	35,77
FRENCH POLYNESIA	64.763	107.505	66	112.757	181.970	61,38
MARTINIQUE	21.451	10.443	-51,32	26.249	27.356	4,22
NETHERLANDS ANTILLES	25.918	57.030	120,04	55.481	88.938	60,3
NORFOLK ISLANDS	0	14.435	-	0	20.018	-
GUADELOUPE	54.757	6.865	-87,46	68.491	12.386	-81,92
UNITED KINGDOM	7.051.223	4.471.904	-36,58	10.265.727	6.939.788	-32,4
NETHERLANDS	4.334.914	4.030.126	-7,03	9.657.372	9.016.216	-6,64
FRANCE	4.079.791	3.674.949	-9,92	9.237.610	9.844.322	6,57
GERMANY, FED. REP. OF	2.432.828	2.617.148	7,58	5.871.491	5.935.216	1,09
AUSTRIA	71.266	47.524	-33,31	186.497	142.501	-23,59
BELGIUM	2.504.723	1.914.535	-23,56	7.269.857	5.014.362	-31,03
SWITZERLAND	82.381	65.060	-21,03	427.369	321.266	-24,83
LUXEMBOURG	0	740	-	0	8.066	-
DENMARK	1.077.964	781.409	-27,51	2.832.934	2.277.212	-19,62
NORWAY	61.579	70.013	13,7	228.594	174.666	-23,59
SWEDEN	528.142	354.206	-32,93	1.026.584	902.713	-12,07
FINLAND	142.268	205.862	44,7	337.201	547.745	62,44
IRELAND	283.975	315.260	11,02	555.520	746.818	34,44
ITALY	2.112.406	2.333.081	10,45	4.408.766	5.469.158	24,05
SPAIN	2.882.176	2.442.529	-15,25	5.833.619	5.556.163	-4,76
PORTUGAL	141.122	110.132	-21,96	272.079	261.877	-3,75
ICELAND	18.142	0	-100	57.587	0	-100
GREECE	322.691	322.457	-0,07	648.502	622.731	-3,97
CZECHOSLOVAKIA	0	23.064	-	0	28.635	-
HUNGARY	8.696	120.681	1287,78	22.894	115.562	404,77
POLAND	53.644	88.451	64,89	104.559	197.923	89,29
ROMANIA	0	4.292	-	0	4.564	-
BULGARIA	0	10.088	-	0	11.818	-
YUGOSLAVIA	0	19.684	-	0	78.600	-
BELARUS	0	399	-	0	386	-
UKRAINE	11.783	5.168	-56,14	27.133	25.639	-5,51
LITHUANIA	0	2.372	-	0	5.708	-
LATVIA	11.431	38.659	238,19	4.316	60.353	1298,35
ESTONIA	4.298	15.504	260,73	7.319	19.489	166,28
CROATIA	18.058	64.072	254,81	22.325	140.862	530,96
MALTA	17.921	9.246	-48,41	27.053	22.728	-15,99
SLOVAKIA	8.344	0	-100	3.248	0	-100
SLOVENIA	36.050	59.856	66,04	100.606	126.364	25,6
CZECH REPUBLIC	12.423	49.341	297,17	32.616	108.123	231,5
RUSSIA FEDERATION	54.840	27.431	-49,98	60.400	55.207	-8,6
-AN ORGANIK	92.435.731	150.724.260	63,06	25.195.422	47.456.899	88,36
JAPAN	724.028	22.878.943	3059,95	569.960	7.964.799	1297,43
HONG KONG	10.038	140.000	1294,7	21.132	16.540	-21,73
KOREA, REPUBLIC OF	38.997.302	23.939.987	-38,61	8.441.278	6.102.443	-27,71
TAIWAN	7.012.600	44.920.083	540,56	1.838.079	13.161.981	616,07
CHINA	1.029.194	371.092	-63,94	613.069	315.303	-48,57
PAPUA NEW GUINEA	51.200	1.650	-96,78	8.451	2.369	-71,97
THAILAND	987.201	16.844.610	1606,3	398.019	6.299.043	1482,6
SINGAPORE	4.680.625	4.306.969	-7,98	1.424.831	1.740.395	22,15
PHILIPPINES	12.547.101	4.358.070	-65,27	4.795.029	1.290.991	-73,08
MALAYSIA	4.614.043	6.503.006	40,94	1.295.344	2.277.881	75,85
MYANMAR (FORM. BURM	2.002	240.306	11903,3	7.608	87.481	1049,86
VIET NAM	3.611.792	5.757.279	59,4	1.129.997	2.119.810	87,59
MALDIVES	40.453	0	-100	4.872	0	-100
INDIA	14.620.465	1.561.823	-89,32	3.668.538	471.525	-87,15
PAKISTAN	210.843	80.621	-61,76	61.897	33.970	-45,12
BANGLADESH	497.034	802.260	61,41	126.215	118.001	-6,51
SRI LANKA	408.400	306.400	-24,98	120.113	59.080	-50,81
SAUDI ARABIA	0	142.902	-	0	111.595	-

TABEL 5. PERKEMBANGAN EKSPOR INDONESIA MENURUT KOMODITI DAN NEGARA TUJUAN

JENIS BARANG	BERAT BERSIH (KG)		PERUBAHAN	NILAI FOB (US \$)		Perubahan
	JAN - JAN 2005	JAN - JAN 2006	%	JAN - JAN 2005	JAN - JAN 2006	%
(1)	(2)	(3)	(4)	(5)	(6)	(7)
TURKEY	42.000	22.000	-47,62	10.500	7.172	-31,7
UNITED ARAB EMIRATES	7.422	0	-100	18.705	0	-100
KENYA	6.000	0	-100	7.500	0	-100
NIGERIA	0	2.984	-	0	8.218	-
SOUTH AFRICA	54.699	284.305	419,76	21.201	108.891	413,61
MAURITIUS	517.320	185.000	-64,24	59.838	16.320	-72,73
AUSTRALIA	753.785	16.178.529	2046,31	223.120	4.819.124	2059,88
NEW ZEALAND	70.888	92.610	30,64	41.890	57.197	36,54
EAST TIMOR	4	129	3125	4	4	0
UNITED STATES	349.052	234.600	-32,79	115.533	78.593	-31,97
UNITED KINGDOM	42.000	21.001	-50	12.251	6.847	-44,11
NETHERLANDS	21.024	100	-99,52	7.193	175	-97,57
FRANCE	88.000	44.000	-50	25.130	14.520	-42,22
GERMANY, FED. REP. OF	63.000	60.001	-4,76	21.420	20.406	-4,73
BELGIUM	87.000	65.000	-25,29	24.470	21.637	-11,58
DENMARK	20.000	60.000	200	6.160	21.600	250,65
SWEDEN	3.216	0	-100	2.605	0	-100
FINLAND	0	40.000	-	0	16.000	-
ITALY	144.000	236.000	63,89	40.170	73.416	82,76
SPAIN	80.000	20.000	-75	22.800	6.400	-71,93
PORTUGAL	21.000	22.000	4,76	5.250	7.172	36,61
GREECE	21.000	0	-100	5.250	0	-100
-ORGANIK	193.539.020	167.162.764	-13,63	153.198.569	119.779.705	-21,81
JAPAN	10.571.256	19.834.857	87,63	7.865.543	10.227.746	30,03
HONG KONG	3.566.216	378.676	-89,38	4.089.444	2.065.882	-49,48
KOREA, REPUBLIC OF	15.849.744	17.046.053	7,55	7.756.373	6.246.356	-19,47
TAIWAN	12.936.685	1.822.104	-85,92	7.786.723	2.337.198	-69,98
CHINA	75.794.237	62.222.599	-17,91	59.632.242	46.736.926	-21,62
THAILAND	17.588.547	5.659.659	-67,82	12.698.470	4.125.164	-67,51
SINGAPORE	2.838.793	907.366	-68,04	2.090.926	1.131.179	-45,9
PHILIPPINES	1.356.194	3.746.428	176,25	1.760.702	1.602.219	-9
MALAYSIA	12.852.231	23.108.766	79,8	9.235.891	8.736.946	-5,4
MYANMAR (FORM. BURM)	6.077	0	-100	58.573	0	-100
CAMBODIA	523.541	77.000	-85,29	455.124	88.550	-80,54
BRUNEI DARUSSALAM	1.499	0	-100	2.663	0	-100
NEPAL	0	65.000	-	0	55.890	-
VIET NAM	5.565.734	1.567.979	-71,83	3.703.591	1.236.130	-66,62
INDIA	6.575.537	1.488.319	-77,37	5.272.469	1.629.923	-69,09
PAKISTAN	709.016	559.949	-21,02	968.475	663.883	-31,45
BANGLADESH	61.260	122.032	99,2	96.562	115.776	19,9
SRI LANKA	47.918	6.447	-86,55	43.004	11.036	-74,34
AFGHANISTAN	0	39.085	-	0	88.065	-
IRAN (ISLAMIC REPUBLIC)	174.600	325.999	86,71	280.769	311.250	10,86
SAUDI ARABIA	42.085	49.986	18,77	41.552	51.066	22,9
KUWAIT	18.532	4.107	-77,84	30.096	20.747	-31,06
JORDAN	0	60.200	-	0	39.324	-
SYRIA ARAB REPUBLIC	13.080	0	-100	25.032	0	-100
TURKEY	87.000	155.092	78,27	121.095	182.326	50,56
UNITED ARAB EMIRATES	107.498	311.928	190,17	108.608	246.684	127,13
EGYPT	126.204	73.449	-41,8	121.575	130.463	7,31
MOROCCO	60.000	0	-100	96.000	0	-100
ALGERIA	0	18.750	-	0	32.714	-
SUDAN	0	1.917	-	0	19.800	-
ERITREA	1.037	0	-100	2.750	0	-100
ETHIOPIA	17.000	0	-100	31.450	0	-100
MADAGASCAR	34.409	0	-100	23.867	0	-100
MOZAMBIQUE	0	40.000	-	0	26.000	-
TOGO	16.875	0	-100	18.562	0	-100
GHANA	140.065	0	-100	112.471	0	-100
CAMEROON	0	21.600	-	0	7.236	-
NIGERIA	129.978	411.743	216,78	148.923	330.290	121,79

TABEL 5. PERKEMBANGAN EKSPOR INDONESIA MENURUT KOMODITI DAN NEGARA TUJUAN

JENIS BARANG	BERAT BERSIH (KG)		PERUBAHAN	NILAI FOB (US \$)		Perubahan
	JAN - JAN 2005	JAN - JAN 2006	%	JAN - JAN 2005	JAN - JAN 2006	%
(1)	(2)	(3)	(4)	(5)	(6)	(7)
SIERRA LEONE	0	151.137	-	0	160.755	-
COTE D'IVOIRE	20.000	21.600	8	19.000	7.527	-60,38
MALI	19.976	0	-100	21.773	0	-100
SEYCHELLES	30	0	-100	350	0	-100
DJIBOUTI	0	20.000	-	0	13.200	-
SOUTH AFRICA	70.242	201.821	187,32	30.089	167.125	455,44
AUSTRALIA	3.924.889	1.059.376	-73,01	3.620.623	994.222	-72,54
NEW ZEALAND	448.670	119.720	-73,32	537.622	112.486	-79,08
FIJI	0	4.281	-	0	4.725	-
SAMOA	1.272	0	-100	1.750	0	-100
TOKELAU	0	100.000	-	0	102.100	-
EAST TIMOR	2.038	4.846	137,78	1.569	162	-89,67
UNITED STATES	4.486.256	5.121.869	14,17	4.269.060	5.643.124	32,19
CANADA	237.900	308.260	29,58	254.882	320.906	25,9
MEXICO	2.000	154.000	7600	11.600	148.292	1178,38
CHILE	227.750	57.350	-74,82	297.165	47.042	-84,17
ARGENTINA	84.600	191.624	126,51	93.768	177.583	89,39
BRAZIL	175.400	538.998	207,3	250.013	466.760	86,69
COLOMBIA	198.999	153.600	-22,81	256.011	153.561	-40,02
URUGUAY	0	500	-	0	128.250	-
ECUADOR	0	40.000	-	0	44.700	-
PERU	0	48.700	-	0	75.374	-
TRINIDAD AND TOBAGO	21.000	0	-100	18.270	0	-100
EL SALVADOR	0	19.500	-	0	5.265	-
UNITED KINGDOM	463.671	734.680	58,45	810.559	750.053	-7,46
NETHERLANDS	5.693.864	2.219.700	-61,02	4.605.172	2.259.869	-50,93
FRANCE	172.140	254.810	48,02	293.267	529.331	80,49
GERMANY, FED. REP. OF	784.661	2.943.529	275,13	1.447.356	3.335.310	130,44
AUSTRIA	36.000	550	-98,47	29.724	40.753	37,1
BELGIUM	5.859.747	5.758.195	-1,73	7.846.246	8.729.233	11,25
SWITZERLAND	9.200	14.400	56,52	109.900	12.153	-88,94
DENMARK	402.000	51.000	-87,31	439.518	29.436	-93,3
NORWAY	54.041	64.240	18,87	97.976	41.029	-58,12
SWEDEN	80.000	176.000	120	111.071	250.884	125,88
FINLAND	84.000	423.000	403,57	143.734	467.851	225,5
IRELAND	18.000	65.429	263,49	191.829	78.124	-59,27
ITALY	298.337	3.555.272	1091,7	517.772	3.204.864	518,97
SPAIN	736.199	1.078.976	46,56	1.145.347	1.472.424	28,56
PORTUGAL	570.000	160.000	-71,93	497.500	163.900	-67,06
GREECE	153.000	51.000	-66,67	74.622	77.288	3,57
CZECHOSLOVAKIA	13.500	0	-100	19.373	0	-100
HUNGARY	42.490	14.112	-66,79	70.660	29.912	-57,67
ROMANIA	51.000	0	-100	79.836	0	-100
BULGARIA	30.000	102.600	242	46.333	52.580	13,48
UKRAINE	0	12.000	-	0	26.386	-
LITHUANIA	0	34.000	-	0	45.244	-
LATVIA	17.000	0	-100	26.246	0	-100
SLOVENIA	0	40.000	-	0	36.200	-
CZECH REPUBLIC	88.500	102.000	15,25	126.738	110.121	-13,11
RUSSIA FEDERATION	147.800	862.999	483,9	104.720	766.832	632,27
-LAINNYA	35.144.393	27.791.647	-20,92	11.970.751	10.340.870	-13,62
JAPAN	3.000.000	3.150.003	5	1.500.000	1.669.503	11,3
KOREA, REPUBLIC OF	9.000.000	11.539.601	28,22	5.010.000	6.293.434	25,62
TAIWAN	0	996	-	0	5.791	-
CHINA	15.000	62.231	314,87	14.400	57.526	299,49
THAILAND	32.399	36.873	13,81	30.908	39.665	28,33
SINGAPORE	15.445.012	12.998.727	-15,84	3.982.900	2.262.859	-43,19
PHILIPPINES	75	1.444	1825,33	181	3.929	2070,72
MALAYSIA	7.622.177	491	-99,99	1.300.119	4.457	-99,66
SRI LANKA	57	1.279	2143,86	242	3.700	1428,93
EGYPT	7.383	0	-100	11.600	0	-100

TABEL 5. PERKEMBANGAN EKSPOR INDONESIA MENURUT KOMODITI DAN NEGARA TUJUAN

JENIS BARANG	BERAT BERSIH (KG)		PERUBAHAN		NILAI FOB (US \$)		Perubahan	
	JAN - JAN 2005	JAN - JAN 2006	%	JAN - JAN 2005	JAN - JAN 2006	%		
(1)	(2)	(3)	(4)	(5)	(6)	(7)		
TOGO	21.844	0	-100	112.853	0	-100		
NICARAGUA	164	0	-100	5.541	0	-100		
NETHERLANDS	229	0	-100	969	0	-100		
GERMANY, FED. REP. OF	0	2	-	0	6	-		
MALTA	53	0	-100	1.038	0	-100		
PUPUK	48.618.971	27.538.558	-43,36	10.718.869	6.369.619	-40,58		
JAPAN	2.847.116	2.081.646	-26,89	311.931	240.128	-23,02		
KOREA, REPUBLIC OF	26.503.840	38.000	-99,86	6.028.124	3.720	-99,94		
TAIWAN	47.595	93.564	96,58	2.400	16.211	575,46		
CHINA	220.000	20.000	-90,91	15.400	3.500	-77,27		
THAILAND	6.437.381	6.182.188	-3,96	1.482.881	1.475.936	-0,47		
SINGAPORE	0	22.019	-	0	2.503	-		
PHILIPPINES	110.000	5.295.810	4714,37	14.850	1.253.676	8342,26		
MALAYSIA	198.000	4.690.123	2268,75	18.370	1.089.757	5832,26		
VIET NAM	5.402.138	8.947.748	65,63	1.257.067	2.157.123	71,6		
KENYA	39.000	72.000	84,62	8.775	18.360	109,23		
AUSTRALIA	6.793.901	0	-100	1.577.871	0	-100		
UNITED STATES	0	19.999	-	0	3.100	-		
GERMANY, FED. REP. OF	0	1	-	0	5	-		
ITALY	20.000	0	-100	1.200	0	-100		
SPAIN	0	75.460	-	0	105.600	-		
PRODUK PHARMASI	512.368	732.170	42,9	13.656.395	10.516.049	-23		
JAPAN	13.426	9.384	-30,11	965.294	742.854	-23,04		
HONG KONG	8.179	6.592	-19,4	176.047	165.205	-6,16		
KOREA, REPUBLIC OF	7.296	5.913	-18,96	4.496.795	5.612.215	24,8		
TAIWAN	318	73.899	23138,68	41.017	32.015	-21,95		
CHINA	0	5.706	-	0	35.056	-		
PAPUA NEW GUINEA	304	0	-100	22.780	0	-100		
THAILAND	34.550	16.646	-51,82	1.573.215	894.176	-43,16		
SINGAPORE	22.644	17.045	-24,73	161.396	266.074	64,86		
PHILIPPINES	47.358	35.984	-24,02	746.714	578.562	-22,52		
MALAYSIA	116.783	59.868	-48,74	411.103	273.628	-33,44		
MYANMAR (FORM. BURM)	92.229	24.670	-73,25	81.311	176.411	116,96		
CAMBODIA	6.846	7.122	4,03	158.746	70.690	-55,47		
VIET NAM	18.796	6.031	-67,91	562.861	366.537	-34,88		
INDIA	563	9	-98,4	2.067.426	35.642	-98,28		
PAKISTAN	4.461	734	-83,55	738.455	11.132	-98,49		
SRI LANKA	38.561	421.237	992,39	152.809	324.143	112,12		
SAUDI ARABIA	19.539	0	-100	22.670	0	-100		
UNITED ARAB EMIRATES	2.159	0	-100	52.794	0	-100		
ALGERIA	1.570	0	-100	366.000	0	-100		
SUDAN	0	994	-	0	53.357	-		
KENYA	3.528	0	-100	35.920	0	-100		
GUINEA	0	7.884	-	0	707.106	-		
NIGERIA	55.447	525	-99,05	569.605	9.750	-98,29		
SOUTH AFRICA	4.343	1.640	-62,24	30.967	19.988	-35,45		
AUSTRALIA	2.548	1.321	-48,16	48.444	16.285	-66,38		
NEW ZEALAND	0	17	-	0	19	-		
SOLOMON ISLANDS	87	0	-100	142	0	-100		
EAST TIMOR	1	156	15500	14	8.943	63778,57		
UNITED STATES	6.585	26.027	295,25	29.847	19.550	-34,5		
VENEZUELA	0	171	-	0	13.316	-		
ECUADOR	246	348	41,46	18.160	27.029	48,84		
PERU	31	0	-100	2.270	0	-100		
NETHERLANDS ANTILLES	304	0	-100	23.035	0	-100		
UNITED KINGDOM	420	1	-99,76	5.439	151	-97,22		
NETHERLANDS	60	0	-100	1.891	0	-100		
FRANCE	10	402	3920	465	11.164	2300,86		
GERMANY, FED. REP. OF	1.850	1.098	-40,65	84.053	28.728	-65,82		
BELGIUM	0	574	-	0	6.259	-		
SWITZERLAND	6	0	-100	1	0	-100		

TABEL 5. PERKEMBANGAN EKSPOR INDONESIA MENURUT KOMODITI DAN NEGARA TUJUAN

JENIS BARANG	BERAT BERSIH (KG)		PERUBAHAN	NILAI FOB (US \$)		Perubahan
	JAN - JAN 2005	JAN - JAN 2006	%	JAN - JAN 2005	JAN - JAN 2006	%
(1)	(2)	(3)	(4)	(5)	(6)	(7)
NORWAY	0	159	-	0	10.038	-
FINLAND	1	0	-100	1	0	-100
ITALY	970	0	-100	220	0	-100
POLAND	349	0	-100	8.488	0	-100
CROATIA	0	13	-	0	26	-
KULIT DAN BARANG DARI KUI	1.113.315	1.182.686	6,23	8.550.424	10.830.162	26,66
JAPAN	18.067	23.315	29,05	319.597	446.987	39,86
HONG KONG	78.663	74.302	-5,54	926.649	1.023.861	10,49
KOREA, REPUBLIC OF	18.832	42.447	125,4	139.568	168.287	20,58
TAIWAN	855	26.233	2968,19	13.922	366.566	2533
CHINA	155.410	165.724	6,64	743.558	934.938	25,74
THAILAND	145.107	16.344	-88,74	745.748	280.040	-62,45
SINGAPORE	39.519	38.643	-2,22	639.978	1.029.568	60,88
PHILIPPINES	768	494	-35,68	43.288	4.680	-89,19
MALAYSIA	36.521	86.626	137,2	176.781	1.220.898	590,63
CAMBODIA	0	3.405	-	0	82.441	-
VIET NAM	19.004	20.751	9,19	392.414	241.115	-38,56
MALDIVES	219	28	-87,21	254	898	253,54
INDIA	43.810	167.793	283	288.235	1.087.868	277,42
PAKISTAN	0	447	-	0	13.848	-
SRI LANKA	643	150	-76,67	44.802	6.911	-84,57
TURKEY	20.484	36	-99,82	20.972	91	-99,57
UNITED ARAB EMIRATES	30	401	1236,67	83	357	330,12
EGYPT	4.395	0	-100	9.833	0	-100
ETHIOPIA	1.050	0	-100	53.125	0	-100
TANZANIA, UNITED REPU	0	5	-	0	5	-
MADAGASCAR	2	0	-100	8	0	-100
REUNION	1	7	600	59	142	140,68
SEYCHELLES	15	0	-100	917	0	-100
UGANDA	0	20	-	0	418	-
SOUTH AFRICA	23	38	65,22	178	590	231,46
MAURITIUS	9	0	-100	465	0	-100
AUSTRALIA	20.923	1.780	-91,49	71.577	57.936	-19,06
NEW ZEALAND	122	815	568,03	4.250	13.194	210,45
GUAM	0	8	-	0	26	-
NEW CALEDONIA	103	202	96,12	197	2.792	1317,26
FIJI	19	429	2157,89	494	1.551	213,97
EAST TIMOR	7	0	-100	20	0	-100
UNITED STATES	8.683	23.997	176,37	225.772	1.039.002	360,2
CANADA	17	6.267	36764,71	218	177.778	81449,54
MEXICO	0	338	-	0	11.748	-
BRAZIL	12.900	0	-100	91.480	0	-100
JAMAICA	88	0	-100	588	0	-100
PUERTO RICO	0	346	-	0	5.267	-
DOMINICAN REPUBLIC	123	0	-100	220	0	-100
COSTA RICA	0	18	-	0	175	-
FRENCH POLYNESIA	568	49	-91,37	663	202	-69,53
MARTINIQUE	0	3	-	0	78	-
NETHERLANDS ANTILLES	3	279	9200	616	3.268	430,52
UNITED KINGDOM	22.258	13.849	-37,78	441.830	168.255	-61,92
NETHERLANDS	73.052	77.681	6,34	347.674	349.107	0,41
FRANCE	2.998	5.053	68,55	23.948	34.938	45,89
GERMANY, FED. REP. OF	19.151	18.357	-4,15	557.000	514.262	-7,67
AUSTRIA	84	0	-100	149	0	-100
BELGIUM	2	1.338	66800	30	20.073	66810
SWITZERLAND	1.264	56	-95,57	9.141	4.873	-46,69
DENMARK	217	359	65,44	9.248	8.611	-6,89
NORWAY	152.891	229.650	50,21	354.072	498.949	40,92
SWEDEN	14.724	10.430	-29,16	54.123	46.620	-13,86
FINLAND	5.400	13	-99,76	13.800	16	-99,88
ITALY	99.439	20.148	-79,74	1.304.204	299.461	-77,04

TABEL 5. PERKEMBANGAN EKSPOR INDONESIA MENURUT KOMODITI DAN NEGARA TUJUAN

JENIS BARANG	BERAT BERSIH (KG)		PERUBAHAN	NILAI FOB (US \$)		Perubahan
	JAN - JAN 2005	JAN - JAN 2006	%	JAN - JAN 2005	JAN - JAN 2006	%
(1)	(2)	(3)	(4)	(5)	(6)	(7)
SPAIN	88.216	102.528	16,22	430.901	640.020	48,53
PORTUGAL	475	551	16	8.915	7.020	-21,26
ICELAND	5.139	0	-100	16.552	0	-100
GREECE	0	590	-	0	2.199	-
HUNGARY	0	165	-	0	2.258	-
BULGARIA	0	178	-	0	9.974	-
SLOVAKIA	925	0	-100	22.243	0	-100
RUSSIA FEDERATION	97	0	-100	65	0	-100
KACA DAN BARANG DARI KACA	74.412.534	56.603.129	-23,93	32.579.829	28.614.813	-12,17
JAPAN	3.090.444	7.933.760	156,72	1.860.880	4.842.209	160,21
HONG KONG	266.528	366.619	37,55	134.328	121.313	-9,69
KOREA, REPUBLIC OF	1.723.762	3.213.349	86,41	800.931	1.225.454	53
TAIWAN	2.620.030	1.514.308	-42,2	777.639	529.588	-31,9
CHINA	3.551.616	1.314.082	-63	2.292.676	1.013.213	-55,81
PAPUA NEW GUINEA	127.462	92.038	-27,79	81.775	36.214	-55,72
THAILAND	6.182.405	3.178.365	-48,59	2.536.447	1.145.190	-54,85
SINGAPORE	2.940.880	2.724.117	-7,37	2.511.714	2.769.216	10,25
PHILIPPINES	4.037.608	3.083.619	-23,63	1.233.639	1.088.446	-11,77
MALAYSIA	5.793.286	3.919.099	-32,35	1.949.240	1.808.212	-7,24
MYANMAR (FORM. BURM)	210.996	313.586	48,62	65.608	93.550	42,59
CAMBODIA	209.523	100.800	-51,89	54.872	33.600	-38,77
BRUNEI DARUSSALAM	100.535	45.553	-54,69	30.141	18.815	-37,58
VIET NAM	699.756	865.499	23,69	327.725	588.842	79,68
MALDIVES	373.745	8.555	-97,71	76.211	9.597	-87,41
INDIA	2.436.674	4.063.155	66,75	969.496	1.537.428	58,58
PAKISTAN	1.224.680	976.339	-20,28	794.310	558.311	-29,71
BANGLADESH	2.531.476	275.709	-89,11	577.525	88.733	-84,64
SRI LANKA	606.058	147.075	-75,73	241.643	73.726	-69,49
AFGHANISTAN	13.912	166.643	1097,84	7.191	127.013	1666,28
IRAQ	0	11.714	-	0	12.342	-
IRAN (ISLAMIC REPUBLIC)	104.327	170.014	62,96	38.819	152.387	292,56
SAUDI ARABIA	661.873	327.830	-50,47	264.887	193.544	-26,93
KUWAIT	181.323	56.799	-68,68	46.892	24.398	-47,97
JORDAN	277.904	132.136	-52,45	164.319	59.489	-63,8
LEBANON	86.678	257	-99,7	55.429	354	-99,36
YEMEN	0	89	-	0	133	-
SYRIA ARAB REPUBLIC	242.922	21.855	-91	195.128	67.044	-65,64
TURKEY	352.599	1.665.429	372,33	158.355	685.927	333,16
UNITED ARAB EMIRATES	1.278.014	895.016	-29,97	625.739	464.940	-25,7
QATAR	126	40.744	32236,51	418	20.300	4756,46
BAHRAIN	33.408	0	-100	14.120	0	-100
CYPRUS	29.499	0	-100	10.633	0	-100
EGYPT	1.182.357	1.313.695	11,11	389.572	487.472	25,13
LIBYAN ARAB JAMAHIRIY	18.319	19.084	4,18	7.721	7.970	3,22
MOROCCO	164.671	18.730	-88,63	92.088	7.492	-91,86
TUNISIA	82.360	0	-100	26.090	0	-100
ALGERIA	34.839	81.063	132,68	12.940	43.227	234,06
SUDAN	120.524	545.979	353	41.196	170.259	313,29
ERITREA	16.080	0	-100	8.308	0	-100
MADAGASCAR	73.036	70.176	-3,92	12.030	11.032	-8,3
KENYA	823.675	382.960	-53,51	157.296	69.593	-55,76
REUNION	37.571	112.840	200,34	13.573	40.273	196,71
MOZAMBIQUE	560.838	87.264	-84,44	114.494	17.845	-84,41
TOGO	12.279	24.062	95,96	3.539	11.208	216,7
GHANA	160.129	130.224	-18,68	50.946	63.255	24,16
GUINEA	0	20.414	-	0	32.053	-
ANGOLA	17.876	60.129	236,37	8.847	31.711	258,44
CAMEROON	184.669	134.382	-27,23	25.603	40.776	59,26
NIGERIA	92.340	208.722	126,04	25.054	47.746	90,57
GABON	118	0	-100	109	0	-100
COTE D'IVOIRE	218.452	79.637	-63,54	40.065	35.446	-11,53

TABEL 5. PERKEMBANGAN EKSPOR INDONESIA MENURUT KOMODITI DAN NEGARA TUJUAN

JENIS BARANG	BERAT BERSIH (KG)		PERUBAHAN	NILAI FOB (US \$)		Perubahan
	JAN - JAN 2005	JAN - JAN 2006	%	JAN - JAN 2005	JAN - JAN 2006	%
(1)	(2)	(3)	(4)	(5)	(6)	(7)
SENEGAL	0	74.451	-	0	32.481	-
BENIN	118.410	0	-100	33.336	0	-100
SEYCHELLES	1.880	14	-99,26	4.626	52	-98,88
DJIBOUTI	0	20.372	-	0	10.150	-
SOUTH AFRICA	2.451.388	1.040.051	-57,57	854.545	529.306	-38,06
ZIMBABWE	6.890	0	-100	5.374	0	-100
ZAMBIA	0	9.793	-	0	6.577	-
MAURITIUS	384.451	98.114	-74,48	551.855	48.598	-91,19
RWANDA	22.498	0	-100	5.867	0	-100
VIRGIN ISLANDS (BRITISH	17	0	-100	26	0	-100
AUSTRALIA	5.042.319	4.831.249	-4,19	2.397.286	2.276.797	-5,03
NEW ZEALAND	1.177.288	1.466.507	24,57	470.727	518.298	10,11
GUAM	152	425	179,61	258	1.286	398,45
NEW CALEDONIA	169	1.844	991,12	335	3.157	842,39
NORTHERN MARIANA ISL	0	17	-	0	82	-
SAINT VINCENT AND THE	890	0	-100	376	0	-100
VANUATU	24.401	1.537	-93,7	10.348	1.359	-86,87
FIJI	50.494	23.961	-52,55	21.320	7.622	-64,25
EAST TIMOR	26.903	0	-100	8.256	0	-100
UNITED STATES	3.498.416	2.955.593	-15,52	2.110.471	1.786.830	-15,34
CANADA	1.148.460	662.622	-42,3	386.937	247.152	-36,13
MEXICO	348.627	1.131.014	224,42	116.847	438.630	275,39
GUATEMALA	311.679	97.497	-68,72	114.353	36.987	-67,66
HONDURAS	58.510	45.892	-21,57	31.300	13.138	-58,03
PANAMA	467.779	165.679	-64,58	248.165	58.171	-76,56
CHILE	218.949	264.652	20,87	96.691	99.489	2,89
VENEZUELA	0	1	-	0	24	-
ARGENTINA	125.446	64.791	-48,35	527.707	35.936	-93,19
BRAZIL	337.390	189.256	-43,91	116.083	83.829	-27,79
COLOMBIA	73.091	95.062	30,06	49.593	71.570	44,31
URUGUAY	18.398	73.825	301,27	8.626	33.680	290,45
ECUADOR	442.713	20.068	-95,47	202.470	10.311	-94,91
PERU	551.206	705.784	28,04	188.472	244.474	29,71
TRINIDAD AND TOBAGO	37.413	150.534	302,36	19.696	39.874	102,45
BAHAMAS	0	91	-	0	117	-
JAMAICA	19.510	0	-100	9.476	0	-100
PUERTO RICO	178.943	129.580	-27,59	130.642	114.761	-12,16
DOMINICAN REPUBLIC	148.588	130.386	-12,25	52.473	51.910	-1,07
EL SALVADOR	22.967	45.770	99,29	6.649	13.981	110,27
COSTA RICA	6.900	652	-90,55	5.382	3.094	-42,51
HAITI	139.605	16.173	-88,42	26.539	13.224	-50,17
BARBADOS	59.275	0	-100	20.427	0	-100
CAPE VERDE	49.018	0	-100	14.146	0	-100
CAYMAN ISLANDS	469	0	-100	483	0	-100
FRENCH POLYNESIA	4.810	5.437	13,04	2.827	20.341	619,53
NETHERLANDS ANTILLES	569	268	-52,9	1.633	766	-53,09
SAINT LUCIA	0	22.820	-	0	6.521	-
GUADELOUPE	103	219	112,62	229	321	40,17
UNITED KINGDOM	840.153	176.440	-79	612.027	278.671	-54,47
NETHERLANDS	133.955	91.173	-31,94	96.223	111.514	15,89
FRANCE	102.653	19.242	-81,26	81.469	61.239	-24,83
GERMANY, FED. REP. OF	108.825	145.129	33,36	189.684	157.069	-17,19
AUSTRIA	0	876	-	0	13.770	-
BELGIUM	44.245	6.326	-85,7	55.288	14.730	-73,36
SWITZERLAND	50	1.848	3596	73	4.426	5963,01
DENMARK	74.591	32	-99,96	54.011	17	-99,97
NORWAY	52.925	25.912	-51,04	27.991	19.248	-31,24
SWEDEN	79.088	20.475	-74,11	57.624	8.397	-85,43
FINLAND	205	0	-100	600	0	-100
IRELAND	2.395	520	-78,29	6.983	1.609	-76,96
ITALY	209.254	85.495	-59,14	148.586	83.972	-43,49

TABEL 5. PERKEMBANGAN EKSPOR INDONESIA MENURUT KOMODITI DAN NEGARA TUJUAN

JENIS BARANG	BERAT BERSIH (KG)		PERUBAHAN	NILAI FOB (US \$)		Perubahan
	JAN - JAN 2005	JAN - JAN 2006	%	JAN - JAN 2005	JAN - JAN 2006	%
(1)	(2)	(3)	(4)	(5)	(6)	(7)
SPAIN	8.297.273	105.809	-98,72	1.798.762	135.056	-92,49
PORTUGAL	93.486	66.024	-29,38	43.638	37.248	-14,64
ICELAND	57	0	-100	60	0	-100
GREECE	226.490	18.660	-91,76	103.071	11.021	-89,31
CZECHOSLOVAKIA	133.828	0	-100	42.947	0	-100
POLAND	332.151	156.646	-52,84	176.812	79.489	-55,04
ROMANIA	110.268	0	-100	55.635	0	-100
BULGARIA	20.528	0	-100	10.646	0	-100
UKRAINE	33.120	94.080	184,06	50.112	137.401	174,19
LITHUANIA	0	18.487	-	0	24.168	-
CROATIA	0	1.270	-	0	4.779	-
MALTA	4.455	0	-100	14.112	0	-100
SLOVENIA	0	99	-	0	283	-
CZECH REPUBLIC	38.803	113.071	191,4	24.606	62.924	155,73
RUSSIA FEDERATION	106.570	0	-100	147.816	0	-100
KERTAS DAN BARANG DARI K	282.735.680	241.700.435	-14,51	207.527.309	179.911.832	-13,31
JAPAN	37.186.316	27.894.966	-24,99	34.361.398	25.231.386	-26,57
HONG KONG	13.043.330	9.723.123	-25,46	8.475.758	6.755.832	-20,29
KOREA, REPUBLIC OF	14.926.634	5.091.553	-65,89	9.752.187	3.940.982	-59,59
TAIWAN	19.963.734	13.704.691	-31,35	11.853.145	6.592.903	-44,38
CHINA	17.405.056	19.981.657	14,8	11.037.476	13.358.765	21,03
PAPUA NEW GUINEA	309.626	155.154	-49,89	268.537	155.271	-42,18
THAILAND	8.376.238	6.627.107	-20,88	6.398.777	5.033.138	-21,34
SINGAPORE	10.870.590	12.984.239	19,44	7.360.809	8.023.866	9,01
PHILIPPINES	2.819.189	5.118.798	81,57	2.579.593	3.628.990	40,68
MALAYSIA	29.934.889	22.488.998	-24,87	18.573.297	15.140.191	-18,48
MYANMAR (FORM. BURM	3.495.600	1.672.811	-52,15	2.093.523	947.803	-54,73
CAMBODIA	1.051.804	1.144.356	8,8	802.899	850.107	5,88
BRUNEI DARUSSALAM	6.820	74.351	990,19	11.861	79.155	567,36
NEPAL	0	16.776	-	0	12.329	-
VIET NAM	6.265.467	9.976.601	59,23	4.127.724	6.498.157	57,43
MALDIVES	10.988	4.000	-63,6	23.013	17.247	-25,06
INDIA	3.807.942	4.619.821	21,32	2.224.623	2.817.242	26,64
PAKISTAN	3.240.730	4.398.171	35,72	2.012.703	4.451.458	121,17
BANGLADESH	1.237.555	1.428.333	15,42	972.155	1.013.709	4,27
SRI LANKA	3.631.104	4.644.142	27,9	2.181.198	2.501.480	14,68
IRAQ	0	17.802	-	0	29.677	-
IRAN (ISLAMIC REPUBLIC	23.462.181	7.262.926	-69,04	14.463.266	5.199.721	-64,05
SAUDI ARABIA	4.516.718	5.765.520	27,65	3.791.682	3.983.958	5,07
KUWAIT	714.359	658.335	-7,84	635.155	584.467	-7,98
JORDAN	865.013	1.489.648	72,21	714.001	1.196.346	67,56
LEBANON	542.068	235.844	-56,49	533.103	238.667	-55,23
YEMEN	391.688	2.263.401	477,86	350.515	1.620.911	362,44
OMAN	222.800	258.172	15,88	182.728	213.080	16,61
SYRIA ARAB REPUBLIC	1.361.259	687.166	-49,52	1.169.587	729.958	-37,59
TURKEY	2.843.762	2.405.428	-15,41	2.247.932	1.726.653	-23,19
UNITED ARAB EMIRATES	5.812.619	8.122.673	39,74	4.655.112	5.687.458	22,18
QATAR	537.870	399.491	-25,73	460.002	367.201	-20,17
BAHRAIN	270.714	759.691	180,62	253.361	579.514	128,73
CYPRUS	56.811	177.551	212,53	41.756	166.474	298,68
EGYPT	9.340.542	1.888.625	-79,78	6.935.000	1.142.380	-83,53
LIBYAN ARAB JAMAHIRIY	5.786	17.200	197,27	31.147	28.163	-9,58
MOROCCO	18.937	31.229	64,91	14.108	12.335	-12,57
ALGERIA	212.314	0	-100	150.017	0	-100
SUDAN	155.968	468.906	200,64	107.961	339.984	214,91
ETHIOPIA	59.889	50.184	-16,2	25.697	21.077	-17,98
TANZANIA, UNITED REPU	162.890	407.294	150,04	163.513	251.246	53,66
MADAGASCAR	149.177	47.456	-68,19	142.530	45.041	-68,4
KENYA	771.633	570.621	-26,05	561.017	490.246	-12,61
REUNION	137.847	46.396	-66,34	96.591	47.084	-51,25
MOZAMBIQUE	239.059	237.192	-0,78	155.493	169.543	9,04

TABEL 5. PERKEMBANGAN EKSPOR INDONESIA MENURUT KOMODITI DAN NEGARA TUJUAN

JENIS BARANG	BERAT BERSIH (KG)		PERUBAHAN	NILAI FOB (US \$)		Perubahan
	JAN - JAN 2005	JAN - JAN 2006	%	JAN - JAN 2005	JAN - JAN 2006	%
(1)	(2)	(3)	(4)	(5)	(6)	(7)
EQUATORIAL GUINEA	18.475	0	-100	12.652	0	-100
TOGO	271.991	126.287	-53,57	202.545	105.223	-48,05
GHANA	669.583	313.787	-53,14	505.446	255.661	-49,42
LIBERIA	0	1.706	-	0	2.211	-
GUINEA	37.498	203.463	442,6	28.459	155.389	446,01
ANGOLA	0	35.535	-	0	38.270	-
CONGO	165.761	110.036	-33,62	116.684	84.182	-27,85
CAMEROON	61.392	329.387	436,53	54.176	251.217	363,71
NIGERIA	1.001.916	3.410.349	240,38	748.026	2.605.302	248,29
GABON	18.650	9.000	-51,74	12.816	16.050	25,23
COTE D'IVOIRE	167.735	31.845	-81,01	159.028	37.392	-76,49
SENEGAL	36.071	75.848	110,27	24.025	57.364	138,77
MAURITANIA	0	152.799	-	0	127.918	-
MALI	4.504	0	-100	3.030	0	-100
BENIN	107.943	95.266	-11,74	80.142	68.403	-14,65
SEYCHELLES	3.158	8.195	159,5	5.602	16.023	186,02
UGANDA	0	11.988	-	0	9.950	-
CENTRAL AFRICAN REPUB	997	481	-51,76	689	689	0
DJIBOUTI	1.503.362	975.609	-35,1	1.156.183	620.360	-46,34
SOUTH AFRICA	3.244.899	3.167.779	-2,38	2.460.154	2.644.484	7,49
ZIMBABWE	32.162	98.828	207,28	22.996	120.839	425,48
MAURITIUS	996.646	2.885.636	189,53	459.413	1.463.952	218,66
VIRGIN ISLANDS (BRITISH	14.841	0	-100	10.764	0	-100
AUSTRALIA	16.225.690	14.637.804	-9,79	13.356.183	12.716.932	-4,79
NEW ZEALAND	2.849.905	3.243.394	13,81	2.156.050	2.471.967	14,65
GUAM	11.969	1.546	-87,08	17.272	2.286	-86,76
PALAU	0	58	-	0	1.509	-
NEW CALEDONIA	5.222	19.007	263,98	5.040	19.654	289,96
WALLIS AND FUTUNA ISL.	0	727	-	0	297	-
AMERICAN SAMOA	8.227	16.904	105,47	17.979	37.881	110,7
COOK ISLANDS	0	4.323	-	0	5.285	-
FIJI	92.662	164.069	77,06	91.635	120.788	31,81
SOLOMON ISLANDS	2.899	0	-100	6.951	0	-100
TONGA	0	447	-	0	124	-
EAST TIMOR	232	2.254	871,55	808	1.692	109,41
UNITED STATES	8.653.173	11.175.106	29,14	8.058.291	9.903.048	22,89
CANADA	4.044.939	1.497.895	-62,97	2.962.563	1.127.533	-61,94
MEXICO	120.304	32.891	-72,66	87.477	51.980	-40,58
GUATEMALA	115.531	65.839	-43,01	79.196	74.239	-6,26
NICARAGUA	76.194	0	-100	53.945	0	-100
PANAMA	231.617	41.583	-82,05	143.478	39.680	-72,34
CHILE	199.238	61.309	-69,23	211.242	79.759	-62,24
VENEZUELA	249.069	173.506	-30,34	168.869	207.524	22,89
ARGENTINA	131.111	145.905	11,28	154.129	193.713	25,68
BRAZIL	0	3.412.455	-	0	3.000.963	-
COLOMBIA	580.141	106.837	-81,58	405.309	127.281	-68,6
BOLIVIA	200	0	-100	200	0	-100
URUGUAY	0	15.884	-	0	20.562	-
PARAGUAY	0	28.992	-	0	36.130	-
ECUADOR	837.844	91.245	-89,11	594.661	119.583	-79,89
PERU	238.401	383.119	60,7	204.235	392.179	92,02
GUYANA	3.112	0	-100	4.536	0	-100
TRINIDAD AND TOBAGO	24.664	24.947	1,15	20.172	18.931	-6,15
BAHAMAS	24.067	0	-100	15.669	0	-100
JAMAICA	91	33.471	36681,32	605	32.411	5257,19
PUERTO RICO	24.322	24.466	0,59	18.921	17.576	-7,11
DOMINICAN REPUBLIC	369.826	4.132	-98,88	240.499	16.680	-93,06
EL SALVADOR	75.362	295	-99,61	60.749	602	-99,01
COSTA RICA	0	76.383	-	0	47.856	-
HAITI	0	128.153	-	0	121.171	-
FRENCH POLYNESIA	39.871	18.541	-53,5	35.951	19.149	-46,74

TABEL 5. PERKEMBANGAN EKSPOR INDONESIA MENURUT KOMODITI DAN NEGARA TUJUAN

JENIS BARANG	BERAT BERSIH (KG)		PERUBAHAN	NILAI FOB (US \$)		Perubahan
	JAN - JAN 2005	JAN - JAN 2006	%	JAN - JAN 2005	JAN - JAN 2006	%
(1)	(2)	(3)	(4)	(5)	(6)	(7)
NETHERLANDS ANTILLES	37	185	400	22	870	3854,55
GUADELOUPE	55.087	18.963	-65,58	61.437	15.186	-75,28
UNITED KINGDOM	2.609.637	1.472.399	-43,58	2.497.099	1.529.239	-38,76
NETHERLANDS	85.893	99.848	16,25	485.381	348.017	-28,3
FRANCE	163.593	88.365	-45,98	244.238	189.941	-22,23
GERMANY, FED. REP. OF	684.761	306.827	-55,19	1.027.952	507.665	-50,61
AUSTRIA	0	383	-	0	1.296	-
BELGIUM	628.603	1.641.019	161,06	879.941	1.363.454	54,95
SWITZERLAND	6.176	5.734	-7,16	9.030	18.339	103,09
DENMARK	94.647	90.368	-4,52	165.979	190.037	14,49
NORWAY	31.127	48.181	54,79	47.898	54.106	12,96
SWEDEN	26.729	14.479	-45,83	33.388	56.899	70,42
FINLAND	32.482	49.119	51,22	73.738	77.391	4,95
IRELAND	301.261	186.865	-37,97	326.439	217.978	-33,23
ITALY	1.177.570	1.397.589	18,68	928.838	1.191.129	28,24
SPAIN	1.311.824	1.525.697	16,3	1.155.628	1.347.761	16,63
PORTUGAL	100	637	537	353	3.610	922,66
ICELAND	0	11.760	-	0	12.912	-
GREECE	640.502	274.039	-57,21	516.921	252.154	-51,22
LIECHTENSTEIN	41.760	28.924	-30,74	100.540	81.243	-19,19
CZECHOSLOVAKIA	5.719	1.243	-78,27	5.075	1.692	-66,66
POLAND	11.608	35.041	201,87	18.852	49.034	160,1
KAZAKHSTAN	137	0	-100	1.750	0	-100
UKRAINE	333.598	108.141	-67,58	298.801	125.676	-57,94
UZBEKISTAN	14	0	-100	121	0	-100
LITHUANIA	1.885	0	-100	3.760	0	-100
LATVIA	0	38.473	-	0	29.239	-
GEORGIA	97.786	137.806	40,93	75.326	107.729	43,02
CROATIA	100.303	17	-99,98	90.869	137	-99,85
MALTA	0	36.514	-	0	29.995	-
SLOVAKIA	0	93	-	0	204	-
SLOVENIA	58.941	19.948	-66,16	42.588	29.056	-31,77
RUSSIA FEDERATION	204.917	366.068	78,64	207.950	450.804	116,78
-GLISEROL DAN LARUTAN ALI	1.968.014	2.136.146	8,54	992.467	752.684	-24,16
JAPAN	560.369	725.466	29,46	235.094	244.338	3,93
KOREA, REPUBLIC OF	93.075	78.630	-15,52	59.885	43.031	-28,14
TAIWAN	140.590	100.000	-28,87	94.709	59.130	-37,57
CHINA	0	860.000	-	0	186.743	-
PHILIPPINES	80.000	19.660	-75,43	62.112	9.809	-84,21
MALAYSIA	0	20.000	-	0	12.132	-
BANGLADESH	0	20.000	-	0	12.560	-
IRAN (ISLAMIC REPUBLIC)	20.000	0	-100	15.400	0	-100
JORDAN	0	100.000	-	0	57.500	-
TURKEY	0	20.000	-	0	11.586	-
UNITED ARAB EMIRATES	100.000	0	-100	79.700	0	-100
SUDAN	60.000	0	-100	36.000	0	-100
ETHIOPIA	60.000	0	-100	36.000	0	-100
KENYA	20.000	0	-100	22.000	0	-100
AUSTRALIA	19.980	40.000	100,2	13.387	25.771	92,51
UNITED STATES	814.000	132.390	-83,74	338.180	77.826	-76,99
CANADA	0	20.000	-	0	12.258	-
-MARGARIN DAN LEMAK LAIN	19.472.545	23.087.747	18,57	9.841.800	10.580.557	7,51
JAPAN	20.381	76.625	275,96	11.877	47.193	297,35
HONG KONG	303.883	1.573.925	417,94	138.283	537.437	288,65
KOREA, REPUBLIC OF	1.465	0	-100	957	0	-100
TAIWAN	352	19.831	5533,81	252	9.647	3728,17
CHINA	132.000	1.029.190	679,69	72.600	392.651	440,84
PAPUA NEW GUINEA	323.193	85.140	-73,66	155.512	46.807	-69,9
SINGAPORE	303	18.450	5989,11	2.272	7.419	226,54
PHILIPPINES	714.203	198.882	-72,15	292.784	84.156	-71,26
MALAYSIA	17.849	17.099	-4,2	13.368	13.045	-2,42

TABEL 5. PERKEMBANGAN EKSPOR INDONESIA MENURUT KOMODITI DAN NEGARA TUJUAN

JENIS BARANG	BERAT BERSIH (KG)		PERUBAHAN	NILAI FOB (US \$)		Perubahan
	JAN - JAN 2005	JAN - JAN 2006	%	JAN - JAN 2005	JAN - JAN 2006	%
(1)	(2)	(3)	(4)	(5)	(6)	(7)
MYANMAR (FORM. BURM	37.245	43.200	15,99	14.922	16.848	12,91
VIET NAM	1.810.600	766.280	-57,68	815.703	295.401	-63,79
INDIA	0	107.358	-	0	39.328	-
SRI LANKA	1.121.248	1.116.016	-0,47	486.341	474.237	-2,49
IRAQ	10.273.680	7.137.830	-30,52	5.484.028	3.741.185	-31,78
IRAN (ISLAMIC REPUBLIC	218.592	0	-100	112.606	0	-100
SAUDI ARABIA	200.800	361.282	79,92	92.128	160.798	74,54
KUWAIT	0	16.800	-	0	12.340	-
OMAN	20.100	20.000	-0,5	9.246	8.800	-4,82
SYRIA ARAB REPUBLIC	140.000	312.000	122,86	77.000	141.960	84,36
UNITED ARAB EMIRATES	62.881	40.200	-36,07	32.717	19.301	-41,01
EGYPT	200.800	0	-100	91.926	0	-100
ALGERIA	212.000	1.601.200	655,28	116.600	719.076	516,7
SUDAN	116.131	102.560	-11,69	55.710	46.632	-16,3
ETHIOPIA	0	61.520	-	0	26.888	-
TANZANIA, UNITED REPU	39.000	39.000	0	18.530	18.495	-0,19
MOZAMBIQUE	0	139.949	-	0	64.773	-
TOGO	99.501	210.800	111,86	53.195	107.803	102,66
GHANA	234.005	761.570	225,45	111.608	369.887	231,42
LIBERIA	69.237	50.388	-27,22	38.374	26.893	-29,92
ANGOLA	450.525	645.751	43,33	215.586	318.957	47,95
CONGO	34.560	34.560	0	18.240	18.960	3,95
CAMEROON	40.000	16.998	-57,51	16.000	9.443	-40,98
NIGERIA	146.280	42.600	-70,88	82.559	21.328	-74,17
SIERRA LEONE	36.000	94.314	161,98	17.040	43.075	152,79
GABON	0	16.358	-	0	9.338	-
BENIN	406.224	1.414.648	248,24	199.834	679.089	239,83
DJIBOUTI	0	77.760	-	0	36.775	-
SAINT HELENA	20.000	0	-100	11.000	0	-100
SAO TOME AND PRINCIPE	0	36.400	-	0	20.800	-
SOUTH AFRICA	128.300	241.620	88,32	71.378	121.039	69,57
AUSTRALIA	59.441	80.928	36,15	27.907	38.341	37,39
NEW ZEALAND	224.878	124.199	-44,77	132.908	69.836	-47,46
TONGA	2.473	0	-100	682	0	-100
EAST TIMOR	17.422	3.140	-81,98	25.511	5.438	-78,68
UNITED STATES	0	63.905	-	0	29.583	-
JAMAICA	147.187	309.797	110,48	59.935	128.541	114,47
NETHERLANDS	0	1.500.000	-	0	503.250	-
CZECHOSLOVAKIA	203.250	78.750	-61,25	100.948	37.663	-62,69
HUNGARY	7.320	21.200	189,62	4.835	8.628	78,45
POLAND	40.800	0	-100	19.482	0	-100
ROMANIA	200.000	231.000	15,5	84.000	100.095	19,16
KAZAKHSTAN	20.000	0	-100	11.000	0	-100
UKRAINE	373.796	968.244	159,03	181.216	452.642	149,78
LITHUANIA	42.000	0	-100	20.379	0	-100
SLOVENIA	80.000	50.000	-37,5	44.000	22.000	-50
RUSSIA FEDERATION	422.640	1.128.480	167,01	198.821	476.736	139,78
-SABUN MANDI DAN CUCI	33.230.853	34.565.441	4,02	23.574.023	23.986.812	1,75
JAPAN	981.882	950.243	-3,22	811.035	869.126	7,16
HONG KONG	435.468	322.824	-25,87	349.166	222.368	-36,31
KOREA, REPUBLIC OF	505.971	338.676	-33,06	291.024	283.522	-2,58
TAIWAN	396.271	639.619	61,41	349.549	604.478	72,93
CHINA	3.458.815	4.448.045	28,6	1.530.859	2.233.337	45,89
MONGOLIA	172.800	172.800	0	69.807	77.638	11,22
PAPUA NEW GUINEA	866.057	608.008	-29,8	489.102	340.885	-30,3
THAILAND	413.558	774.923	87,38	344.482	576.567	67,37
SINGAPORE	1.810.054	1.854.132	2,44	1.730.061	1.814.146	4,86
PHILIPPINES	688.711	763.378	10,84	709.459	682.512	-3,8
MALAYSIA	4.855.420	3.492.568	-28,07	3.786.104	2.869.379	-24,21
MYANMAR (FORM. BURM	121.427	100.000	-17,65	70.414	49.000	-30,41
CAMBODIA	0	12.097	-	0	11.092	-

TABEL 5. PERKEMBANGAN EKSPOR INDONESIA MENURUT KOMODITI DAN NEGARA TUJUAN

JENIS BARANG	BERAT BERSIH (KG)		PERUBAHAN	NILAI FOB (US \$)		Perubahan
	JAN - JAN 2005	JAN - JAN 2006	%	JAN - JAN 2005	JAN - JAN 2006	%
(1)	(2)	(3)	(4)	(5)	(6)	(7)
BRUNEI DARUSSALAM	18.479	48.356	161,68	44.041	84.192	91,17
NEPAL	58.668	0	-100	74.444	0	-100
VIET NAM	50.846	302.980	495,88	67.642	368.057	444,12
MALDIVES	140.209	65.152	-53,53	96.341	40.022	-58,46
INDIA	1.141.453	1.319.049	15,56	660.096	758.315	14,88
PAKISTAN	389.948	222.498	-42,94	388.767	255.481	-34,28
BANGLADESH	426.621	7.302	-98,29	233.345	11.578	-95,04
SRI LANKA	75.666	64.384	-14,91	70.158	63.463	-9,54
IRAQ	496.800	35.653	-92,82	322.920	29.118	-90,98
IRAN (ISLAMIC REPUBLIC)	211.187	12.600	-94,03	207.943	17.150	-91,75
SAUDI ARABIA	179.845	163.494	-9,09	199.662	182.805	-8,44
KUWAIT	12.478	11.981	-3,98	13.435	12.602	-6,2
LEBANON	0	30.407	-	0	37.133	-
YEMEN	144.576	354.470	145,18	158.040	248.777	57,41
UNITED ARAB EMIRATES	601.345	1.095.156	82,12	804.564	744.378	-7,48
QATAR	0	42	-	0	651	-
CYPRUS	0	14.774	-	0	18.003	-
EGYPT	9.511	1.404.000	14661,85	14.950	701.150	4589,97
LIBYAN ARAB JAMAHIRIY	33.897	218.719	545,25	21.969	131.317	497,74
ALGERIA	1.645.002	79.999	-95,14	582.487	28.379	-95,13
SUDAN	120.960	77.513	-35,92	124.260	76.519	-38,42
ERITREA	255.452	0	-100	142.528	0	-100
NAMIBIA	0	119.438	-	0	111.475	-
ETHIOPIA	1.430.988	1.111.246	-22,34	577.657	466.416	-19,26
TANZANIA, UNITED REPU	79.920	87.747	9,79	41.360	97.460	135,64
MADAGASCAR	0	217.820	-	0	147.768	-
KENYA	22.879	15.547	-32,05	14.780	15.060	1,89
MOZAMBIQUE	421.108	584.840	38,88	288.816	394.884	36,73
EQUATORIAL GUINEA	45.088	140.034	210,58	34.870	98.259	181,79
TOGO	672.497	225.178	-66,52	465.783	141.404	-69,64
GHANA	509.521	450.302	-11,62	414.410	377.123	-9
LIBERIA	186.380	88.275	-52,64	110.109	55.084	-49,97
GUINEA	12.096	64.024	429,3	11.970	39.574	230,61
ANGOLA	853.929	2.519.870	195,09	784.923	1.455.320	85,41
CONGO	541.620	494.631	-8,68	285.294	294.510	3,23
CAMEROON	183.680	168.650	-8,18	120.120	110.402	-8,09
NIGERIA	1.978.639	1.496.940	-24,34	1.646.620	734.688	-55,38
SIERRA LEONE	197.314	116.763	-40,82	218.945	86.559	-60,47
GABON	0	121.051	-	0	79.620	-
COTE D'IVOIRE	180	0	-100	126	0	-100
SENEGAL	73.579	103.840	41,13	57.248	57.332	0,15
MAURITANIA	47.775	191.101	300	33.488	50.316	50,25
MALI	148.863	0	-100	104.123	0	-100
BENIN	647.606	1.386.956	114,17	540.339	1.077.594	99,43
BURKINA FASO	0	38.400	-	0	34.160	-
GAMBIA	531	0	-100	2.555	0	-100
SEYCHELLES	0	20.305	-	0	19.349	-
UGANDA	28.577	0	-100	28.083	0	-100
CENTRAL AFRICAN REPUI	48.810	25.343	-48,08	30.048	16.980	-43,49
NIGER	170.792	44.380	-74,02	201.666	29.518	-85,36
CHAD	11.469	0	-100	8.545	0	-100
DJIBOUTI	1.346.157	470.922	-65,02	733.294	310.848	-57,61
SAO TOME AND PRINCIPE	0	24.034	-	0	17.131	-
SOUTH AFRICA	171.165	86.227	-49,62	86.445	87.479	1,2
MALAWI	164.750	558.750	239,15	53.654	198.762	270,45
BURUNDI	12.096	0	-100	11.550	0	-100
MAURITIUS	96.800	207.718	114,58	59.014	114.699	94,36
ZAIRE	0	12.442	-	0	13.230	-
AUSTRALIA	161.780	482.925	198,51	162.437	487.665	200,22
NEW ZEALAND	4.593	171.375	3631,22	16.187	184.180	1037,83
MICRONESIA, FEDERATEE	27.441	0	-100	20.147	0	-100

TABEL 5. PERKEMBANGAN EKSPOR INDONESIA MENURUT KOMODITI DAN NEGARA TUJUAN

JENIS BARANG	BERAT BERSIH (KG)		PERUBAHAN	NILAI FOB (US \$)		Perubahan
	JAN - JAN 2005	JAN - JAN 2006	%	JAN - JAN 2005	JAN - JAN 2006	%
(1)	(2)	(3)	(4)	(5)	(6)	(7)
NORTHERN MARIANA ISL	0	14	-	0	67	-
VANUATU	20.931	9.890	-52,75	13.640	8.112	-40,53
FIJI	532.320	434.299	-18,41	245.939	244.241	-0,69
KIRIBATI	34.938	55.557	59,02	29.531	45.694	54,73
SAMOA	1.320	55.779	4125,68	1.060	42.391	3899,15
SOLOMON ISLANDS	26.909	30.004	11,5	22.307	74.246	232,84
TONGA	17.503	3.482	-80,11	9.587	5.561	-41,99
EAST TIMOR	135.680	54.639	-59,73	85.429	56.448	-33,92
UNITED STATES	267.229	116.530	-56,39	276.343	150.378	-45,58
CANADA	0	31.090	-	0	20.310	-
MEXICO	0	15.000	-	0	27.604	-
GUATEMALA	23.904	23.904	0	22.825	22.825	0
HONDURAS	24.768	0	-100	22.575	0	-100
PANAMA	49.997	124.353	148,72	44.690	112.478	151,68
SURINAME	24.857	0	-100	18.750	0	-100
CHILE	0	124.417	-	0	87.198	-
VENEZUELA	0	25.229	-	0	21.900	-
ARGENTINA	0	195	-	0	281	-
BOLIVIA	49.998	0	-100	43.110	0	-100
TRINIDAD AND TOBAGO	0	13.464	-	0	41.800	-
JAMAICA	175.500	60.000	-65,81	69.908	26.400	-62,24
DOMINICAN REPUBLIC	0	37.037	-	0	34.707	-
EL SALVADOR	49.536	0	-100	46.440	0	-100
COSTA RICA	0	25.229	-	0	21.900	-
HAITI	51.984	168.552	224,24	115.520	203.147	75,85
BARBADOS	0	8.251	-	0	11.372	-
CAPE VERDE	0	19.800	-	0	16.830	-
NETHERLANDS ANTILLES	25.229	25.229	0	21.900	21.900	0
UNITED KINGDOM	56.521	20.141	-64,37	77.643	10.722	-86,19
NETHERLANDS	0	37.769	-	0	53.757	-
FRANCE	79.745	75.559	-5,25	76.239	60.416	-20,75
GERMANY, FED. REP. OF	237	7.109	2899,58	81	9.146	11191,36
BELGIUM	0	105.822	-	0	99.736	-
SWITZERLAND	0	305	-	0	1.040	-
ITALY	32.014	1	-100	16.994	9	-99,95
SPAIN	53.259	0	-100	81.446	0	-100
PORTUGAL	20.000	0	-100	10.672	0	-100
GREECE	0	21.750	-	0	37.990	-
CZECHOSLOVAKIA	174.714	262.125	50,03	159.066	240.617	51,27
POLAND	163.760	0	-100	82.308	0	-100
UKRAINE	120.000	720.000	500	56.760	327.600	477,17
-BAHAN CELUP ORGANIK SINI	3.047.959	2.792.790	-8,37	8.978.829	9.053.974	0,84
JAPAN	370.514	328.594	-11,31	1.198.596	1.087.132	-9,3
HONG KONG	104.402	197.735	89,4	292.386	637.169	117,92
KOREA, REPUBLIC OF	71.598	155.301	116,91	92.041	326.689	254,94
TAIWAN	105.419	181.288	71,97	272.391	739.883	171,63
CHINA	275.572	360.525	30,83	596.725	836.219	40,13
THAILAND	54.099	41.133	-23,97	143.902	121.897	-15,29
SINGAPORE	578.746	349.897	-39,54	2.441.491	1.845.164	-24,42
PHILIPPINES	4.149	2.247	-45,84	10.904	6.492	-40,46
MALAYSIA	46.139	8.206	-82,21	67.740	25.546	-62,29
CAMBODIA	0	15.174	-	0	48.576	-
BRUNEI DARUSSALAM	27	0	-100	16	0	-100
NEPAL	25.000	50.000	100	35.809	72.771	103,22
VIET NAM	31.053	34.002	9,5	96.267	75.284	-21,8
INDIA	508.919	386.088	-24,14	620.880	334.879	-46,06
PAKISTAN	72.998	60.160	-17,59	73.416	30.901	-57,91
BANGLADESH	85.808	168.585	96,47	190.145	368.941	94,03
SRI LANKA	257	742	188,72	3.330	5.255	57,81
IRAN (ISLAMIC REPUBLIC)	7.200	0	-100	9.000	0	-100
TURKEY	121.295	86.990	-28,28	332.483	314.000	-5,56

TABEL 5. PERKEMBANGAN EKSPOR INDONESIA MENURUT KOMODITI DAN NEGARA TUJUAN

JENIS BARANG	BERAT BERSIH (KG)		PERUBAHAN	NILAI FOB (US \$)		Perubahan
	JAN - JAN 2005	JAN - JAN 2006	%	JAN - JAN 2005	JAN - JAN 2006	%
(1)	(2)	(3)	(4)	(5)	(6)	(7)
EGYPT	2.999	0	-100	11.850	0	-100
SOUTH AFRICA	2.160	2.160	0	14.576	14.872	2,03
AUSTRALIA	5.769	2.712	-52,99	23.429	10.918	-53,4
NEW ZEALAND	50	0	-100	358	0	-100
UNITED STATES	104.751	49.077	-53,15	369.554	282.898	-23,45
CANADA	1.550	0	-100	9.891	0	-100
MEXICO	45.500	34.866	-23,37	115.400	145.556	26,13
BRAZIL	68.999	30.594	-55,66	256.465	212.770	-17,04
COLOMBIA	2.350	0	-100	18.558	0	-100
UNITED KINGDOM	38.974	0	-100	334.274	0	-100
NETHERLANDS	35.728	0	-100	141.626	0	-100
GERMANY, FED. REP. OF	101.590	208.249	104,99	691.377	1.344.144	94,42
BELGIUM	16.999	8.496	-50,02	58.410	43.810	-25
SWITZERLAND	11.998	0	-100	42.000	0	-100
ITALY	45.253	11.593	-74,38	108.672	66.026	-39,24
SPAIN	88.099	6.377	-92,76	265.067	19.362	-92,7
POLAND	11.995	11.999	0,03	39.800	36.820	-7,49
-PREPARAT PEMBASMI KUMA	2.896.336	2.592.308	-10,5	6.398.985	5.944.632	-7,1
JAPAN	250.022	343.564	37,41	296.677	916.408	208,89
HONG KONG	74.192	822	-98,89	93.042	700	-99,25
TAIWAN	249.072	114.801	-53,91	269.854	264.040	-2,15
CHINA	32.063	49.844	55,46	445.632	461.314	3,52
PAPUA NEW GUINEA	9.828	15.896	61,74	7.745	13.306	71,8
THAILAND	291.412	75.838	-73,98	515.877	458.854	-11,05
SINGAPORE	50.114	66.953	33,6	32.360	74.605	130,55
PHILIPPINES	138.470	110.672	-20,08	223.202	348.660	56,21
MALAYSIA	429.611	280.874	-34,62	2.281.821	1.169.709	-48,74
BRUNEI DARUSSALAM	0	196	-	0	384	-
VIET NAM	102.464	167.421	63,39	801.065	203.426	-74,61
MALDIVES	8.980	2.975	-66,87	9.732	2.792	-71,31
INDIA	42.882	43.200	0,74	27.675	28.224	1,98
PAKISTAN	219.062	186.501	-14,86	156.454	180.542	15,4
BANGLADESH	10.000	27.258	172,58	48.915	135.148	176,29
LEBANON	0	37.199	-	0	35.799	-
ERITREA	1.340	0	-100	3.553	0	-100
MADAGASCAR	148.486	129.045	-13,09	115.794	91.731	-20,78
KENYA	0	48.755	-	0	34.702	-
MOZAMBIQUE	0	20.160	-	0	12.960	-
EQUATORIAL GUINEA	0	1.204	-	0	3.281	-
TOGO	0	21.600	-	0	13.968	-
GHANA	59.208	22.464	-62,06	47.134	15.000	-68,18
GUINEA	0	21.600	-	0	11.344	-
GABON	20.500	0	-100	17.625	0	-100
COTE D'IVOIRE	10.338	0	-100	7.210	0	-100
GAMBIA	1.848	0	-100	8.824	0	-100
UGANDA	43.200	0	-100	25.920	0	-100
SOUTH AFRICA	54.699	110.723	102,42	47.905	112.709	135,28
MALAWI	0	20.160	-	0	13.248	-
MAURITIUS	25.366	17.750	-30,02	33.294	12.913	-61,22
VIRGIN ISLANDS (BRITISH)	0	189	-	0	2.924	-
AUSTRALIA	38.252	36.179	-5,42	50.425	32.762	-35,03
NEW CALEDONIA	0	6.547	-	0	23.768	-
FIJI	0	26.390	-	0	22.587	-
KIRIBATI	1.125	0	-100	1.347	0	-100
SAMOA	9.828	0	-100	7.745	0	-100
SOLOMON ISLANDS	840	0	-100	768	0	-100
EAST TIMOR	3.902	956	-75,5	5.713	544	-90,48
UNITED STATES	2	0	-100	80	0	-100
MEXICO	58.468	218.563	273,82	70.154	266.391	279,72
GUATEMALA	18.000	39.626	120,14	17.640	30.918	75,27
HONDURAS	18.000	79.252	340,29	17.640	63.459	259,74

TABEL 5. PERKEMBANGAN EKSPOR INDONESIA MENURUT KOMODITI DAN NEGARA TUJUAN

JENIS BARANG	BERAT BERSIH (KG)		PERUBAHAN	NILAI FOB (US \$)		Perubahan
	JAN - JAN 2005	JAN - JAN 2006	%	JAN - JAN 2005	JAN - JAN 2006	%
(1)	(2)	(3)	(4)	(5)	(6)	(7)
NICARAGUA	18.000	39.626	120,14	17.640	30.918	75,27
JAMAICA	8.480	8.354	-1,49	10.047	14.220	41,53
DOMINICAN REPUBLIC	33.000	0	-100	36.960	0	-100
EL SALVADOR	0	19.813	-	0	16.296	-
HAITI	16.277	116.690	616,9	23.614	74.107	213,83
BARBADOS	0	9.041	-	0	10.255	-
MARTINIQUE	7.980	0	-100	10.671	0	-100
UNITED KINGDOM	0	5	-	0	60	-
NETHERLANDS	14.467	0	-100	13.935	0	-100
GERMANY, FED. REP. OF	37.448	0	-100	111.168	0	-100
BELGIUM	198.000	0	-100	324.720	0	-100
DENMARK	8.750	0	-100	5.875	0	-100
ITALY	63.360	18.230	-71,23	84.903	706.385	731,99
GREECE	30.000	0	-100	49.200	0	-100
CZECHOSLOVAKIA	39.000	20.160	-48,31	21.430	13.536	-36,84
LATVIA	0	15.212	-	0	19.735	-
-DAMAR TIRUAN, BAHAN PLAS	84.206.080	105.450.730	25,23	119.699.060	138.310.714	15,55
JAPAN	18.783.195	17.987.154	-4,24	28.322.748	27.008.080	-4,64
HONG KONG	3.193.646	4.248.773	33,04	2.763.945	3.252.441	17,67
KOREA, REPUBLIC OF	1.859.778	2.064.858	11,03	2.069.009	2.271.730	9,8
TAIWAN	839.274	1.487.723	77,26	1.661.469	2.635.418	58,62
CHINA	6.113.508	13.102.646	114,32	5.018.708	11.026.780	119,71
PAPUA NEW GUINEA	96.165	84.203	-12,44	286.670	150.667	-47,44
THAILAND	2.810.543	1.381.941	-50,83	4.088.698	3.867.434	-5,41
SINGAPORE	4.725.071	5.960.864	26,15	7.704.413	9.385.289	21,82
PHILIPPINES	2.525.887	1.710.366	-32,29	4.204.180	3.981.536	-5,3
MALAYSIA	6.697.907	7.666.378	14,46	8.730.591	8.912.193	2,08
MYANMAR (FORM. BURM	233.395	272.497	16,75	203.120	195.422	-3,79
CAMBODIA	34	14.107	41391,18	171	13.314	7685,96
BRUNEI DARUSSALAM	39.818	23.847	-40,11	76.291	33.305	-56,34
NEPAL	28.966	7.769	-73,18	67.033	19.612	-70,74
VIET NAM	1.742.545	3.042.036	74,57	2.645.149	4.209.074	59,12
MALDIVES	14.876	873	-94,13	10.598	2.124	-79,96
INDIA	5.498.031	7.043.148	28,1	5.991.035	5.453.386	-8,97
PAKISTAN	76.744	228.370	197,57	305.264	468.568	53,5
BANGLADESH	1.012.304	2.611.248	157,95	912.506	2.275.825	149,4
SRI LANKA	79.485	700.287	781,03	198.413	706.950	256,3
IRAN (ISLAMIC REPUBLIC	650.462	392	-99,94	580.169	12.325	-97,88
SAUDI ARABIA	203.330	152.485	-25,01	633.568	420.725	-33,59
KUWAIT	44.998	45.637	1,42	107.190	57.901	-45,98
JORDAN	34.039	2.868	-91,57	53.173	7.561	-85,78
LEBANON	204.458	17.788	-91,3	246.661	23.271	-90,57
YEMEN	110.181	97.500	-11,51	169.150	143.550	-15,13
OMAN	2.916	10.097	246,26	9.463	31.079	228,43
SYRIA ARAB REPUBLIC	102.000	48.000	-52,94	99.960	54.805	-45,17
TURKEY	2.753.416	1.975.153	-28,27	2.696.179	1.480.978	-45,07
UNITED ARAB EMIRATES	1.206.557	1.001.068	-17,03	1.693.952	1.533.940	-9,45
QATAR	4.933	8.758	77,54	11.889	20.782	74,8
BAHRAIN	24.000	10.546	-56,06	20.394	19.871	-2,56
CYPRUS	0	347	-	0	1.025	-
EGYPT	332.804	162.921	-51,05	371.781	197.936	-46,76
LIBYAN ARAB JAMAHIRIY	1.556	0	-100	8.409	0	-100
MOROCCO	0	28.102	-	0	25.028	-
ETHIOPIA	0	22.000	-	0	25.740	-
TANZANIA, UNITED REPU	99.704	111.686	12,02	145.015	136.785	-5,68
MADAGASCAR	50.599	3.750	-92,59	53.941	15.469	-71,32
SOMALIA	25.780	0	-100	39.078	0	-100
KENYA	24.209	17.094	-29,39	34.642	84.586	144,17
REUNION	2.208	17.514	693,21	1.028	22.066	2046,5
MOZAMBIQUE	20.157	14.248	-29,31	17.392	19.331	11,15
TOGO	11.061	5.908	-46,59	7.250	6.332	-12,66

TABEL 5. PERKEMBANGAN EKSPOR INDONESIA MENURUT KOMODITI DAN NEGARA TUJUAN

JENIS BARANG	BERAT BERSIH (KG)		PERUBAHAN	NILAI FOB (US \$)		Perubahan
	JAN - JAN 2005	JAN - JAN 2006	%	JAN - JAN 2005	JAN - JAN 2006	%
(1)	(2)	(3)	(4)	(5)	(6)	(7)
GHANA	276.646	123.583	-55,33	287.090	120.753	-57,94
LIBERIA	15.054	8.932	-40,67	20.919	11.851	-43,35
GUINEA	121.199	315.936	160,68	123.352	355.021	187,81
ANGOLA	68.533	0	-100	99.022	0	-100
CONGO	45.094	1.201	-97,34	66.998	2.071	-96,91
CAMEROON	22.104	12.192	-44,84	16.159	19.174	18,66
NIGERIA	280.067	865.949	209,19	680.699	1.407.846	106,82
GABON	58	0	-100	54	0	-100
SENEGAL	3.894	10.944	181,05	8.481	32.531	283,58
MALI	14.681	0	-100	9.877	0	-100
BENIN	488	16.933	3369,88	321	21.353	6552,02
SEYCHELLES	99	225	127,27	4.514	1.194	-73,55
CENTRAL AFRICAN REPUB	3.914	2.555	-34,72	2.703	3.661	35,44
DJIBOUTI	35.839	40.469	12,92	49.180	61.178	24,4
SOUTH AFRICA	35.156	456.178	1197,58	109.327	623.503	470,31
ZIMBABWE	0	9.180	-	0	9.241	-
MAURITIUS	5.368	1.626	-69,71	17.479	6.781	-61,2
AUSTRALIA	5.036.523	8.401.848	66,82	7.482.296	10.256.709	37,08
NEW ZEALAND	493.098	1.086.065	120,25	899.681	1.586.852	76,38
MICRONESIA, FEDERATEI	268	0	-100	84	0	-100
GUAM	69	0	-100	137	0	-100
PALAU	0	5	-	0	73	-
NEW CALEDONIA	3.110	27.054	769,9	3.194	28.806	801,88
VANUATU	112	221	97,32	184	891	384,24
WALLIS AND FUTUNA ISL	0	1.010	-	0	417	-
FIJI	39.442	35.589	-9,77	52.011	41.235	-20,72
EAST TIMOR	210.425	787.774	274,37	224.161	1.260.820	462,46
UNITED STATES	8.938.612	13.357.692	49,44	15.506.355	20.543.053	32,48
CANADA	446.079	235.179	-47,28	1.473.820	527.068	-64,24
MEXICO	94.864	42.660	-55,03	240.591	126.493	-47,42
GUATEMALA	119.205	18.656	-84,35	76.200	55.386	-27,31
NICARAGUA	2.515	0	-100	71.561	0	-100
PANAMA	36.671	7.657	-79,12	50.452	21.450	-57,48
SURINAME	0	15.061	-	0	99.223	-
CHILE	0	34.475	-	0	56.599	-
VENEZUELA	2.113	9.542	351,59	8.653	40.251	365,17
ARGENTINA	1.600	1.600	0	5.870	5.600	-4,6
BRAZIL	5.500	839.511	15163,84	14.960	1.065.871	7024,81
COLOMBIA	456	20.718	4443,42	5.273	67.453	1179,21
URUGUAY	21	17.016	80928,57	277	19.471	6929,24
PERU	45.083	44.976	-0,24	147.736	96.674	-34,56
TRINIDAD AND TOBAGO	0	743	-	0	2.702	-
JAMAICA	43	0	-100	290	0	-100
PUERTO RICO	10.926	183	-98,33	25.229	1.254	-95,03
DOMINICAN REPUBLIC	0	56	-	0	322	-
COSTA RICA	1.400	8.878	534,14	6.350	24.708	289,1
ANTIGUA AND BARBUDA	17.509	2.814	-83,93	8.235	20.913	153,95
CAYMAN ISLANDS	244	0	-100	244	0	-100
FRENCH POLYNESIA	531	312	-41,24	1.201	1.078	-10,24
MARTINIQUE	0	4	-	0	21	-
NETHERLANDS ANTILLES	3	32	966,67	99	645	551,52
GUADELOUPE	5.618	21	-99,63	9.166	227	-97,52
UNITED KINGDOM	1.206.391	1.987.738	64,77	2.026.317	3.232.681	59,53
NETHERLANDS	318.188	702.738	120,86	645.433	1.733.060	168,51
FRANCE	204.631	162.396	-20,64	529.769	544.947	2,87
GERMANY, FED. REP. OF	345.854	206.311	-40,35	916.254	604.936	-33,98
AUSTRIA	94	629	569,15	40	2.124	5210
BELGIUM	502.349	117.575	-76,59	1.588.535	153.729	-90,32
SWITZERLAND	10.437	513.184	4816,97	27.820	551.452	1882,21
DENMARK	19.653	40.674	106,96	30.434	130.682	329,39
NORWAY	100	277	177	310	1.139	267,42

TABEL 5. PERKEMBANGAN EKSPOR INDONESIA MENURUT KOMODITI DAN NEGARA TUJUAN

JENIS BARANG	BERAT BERSIH (KG)		PERUBAHAN	NILAI FOB (US \$)		Perubahan
	JAN - JAN 2005	JAN - JAN 2006	%	JAN - JAN 2005	JAN - JAN 2006	%
(1)	(2)	(3)	(4)	(5)	(6)	(7)
SWEDEN	887	14.859	1575,2	13.524	72.388	435,26
FINLAND	88.512	34.529	-60,99	150.506	51.714	-65,64
IRELAND	44.292	68.300	54,2	90.308	133.814	48,18
ITALY	92.868	117.197	26,2	273.167	309.673	13,36
SPAIN	110.133	244.102	121,64	281.109	622.399	121,41
PORTUGAL	15.891	178.573	1023,74	49.482	193.652	291,36
ICELAND	88.000	88.000	0	110.000	102.201	-7,09
GREECE	74.392	93.785	26,07	215.629	220.081	2,06
LIECHTENSTEIN	27	0	-100	2.322	0	-100
CZECHOSLOVAKIA	57.003	2.977	-94,78	74.357	4.053	-94,55
HUNGARY	80	57	-28,75	76	595	682,89
POLAND	39.630	47.276	19,29	130.161	130.983	0,63
ROMANIA	1.046.861	533.401	-49,05	1.205.931	617.456	-48,8
BULGARIA	310.000	0	-100	381.420	0	-100
UKRAINE	505.514	18.989	-96,24	338.735	15.870	-95,31
LATVIA	0	16.000	-	0	23.280	-
CROATIA	357.000	20	-99,99	424.830	165	-99,96
SLOVAKIA	175	0	-100	668	0	-100
CZECH REPUBLIC	357	4.936	1282,63	7.080	18.839	166,09
RUSSIA FEDERATION	45.987	2	-100	114.063	144	-99,87
-BAHAN KERTAS	361.160.289	82.557.100	-77,14	117.495.184	30.985.721	-73,63
JAPAN	2.006.700	232.400	-88,42	645.061	135.691	-78,96
KOREA, REPUBLIC OF	123.850.848	9.615.068	-92,24	41.124.827	3.640.090	-91,15
TAIWAN	7.956.168	273.600	-96,56	2.689.411	64.623	-97,6
CHINA	145.377.205	66.450.166	-54,29	47.443.096	25.054.368	-47,19
THAILAND	1.000.000	0	-100	321.000	0	-100
SINGAPORE	208.137	129	-99,94	76.472	265	-99,65
PHILIPPINES	2.499.400	0	-100	842.293	0	-100
MALAYSIA	2.990.900	0	-100	963.069	0	-100
VIET NAM	11.838.969	0	-100	3.985.068	0	-100
INDIA	10.056.200	3.108.753	-69,09	3.136.423	1.267.537	-59,59
BANGLADESH	500.000	375.893	-24,82	149.000	85.482	-42,63
KUWAIT	0	1.500.000	-	0	453.860	-
UNITED ARAB EMIRATES	1.004.457	500.000	-50,22	359.517	132.985	-63,01
AUSTRALIA	1.990.500	0	-100	658.855	0	-100
ARGENTINA	0	500.000	-	0	149.570	-
NETHERLANDS	12.929.373	0	-100	3.775.899	0	-100
FRANCE	11.906.700	0	-100	3.325.917	0	-100
GERMANY, FED. REP. OF	5.328.424	0	-100	2.218.953	0	-100
ITALY	19.716.308	1.091	-99,99	5.780.323	1.250	-99,98
-ALAS KAKI (KULIT, KARET D/	9.034.640	9.244.578	2,32	123.434.102	131.302.600	6,37
JAPAN	877.223	620.496	-29,27	9.705.088	8.059.395	-16,96
HONG KONG	59.573	77.296	29,75	795.366	1.120.992	40,94
KOREA, REPUBLIC OF	100.215	188.023	87,62	1.574.877	2.445.796	55,3
TAIWAN	82.518	79.747	-3,36	937.458	895.421	-4,48
CHINA	43.453	90.820	109,01	749.589	1.427.585	90,45
PAPUA NEW GUINEA	5.030	885	-82,41	38.102	10.702	-71,91
THAILAND	34.547	54.151	56,75	611.295	687.067	12,4
SINGAPORE	141.509	296.053	109,21	2.063.918	3.462.288	67,75
PHILIPPINES	33.391	26.918	-19,39	267.003	288.055	7,88
MALAYSIA	117.486	85.233	-27,45	815.727	825.020	1,14
BRUNEI DARUSSALAM	4.638	0	-100	29.539	0	-100
NEPAL	274	40	-85,4	3.449	535	-84,49
VIET NAM	6.974	15.848	127,24	66.170	82.161	24,17
MALDIVES	23.499	25.206	7,26	22.460	49.567	120,69
INDIA	24.369	31.109	27,66	322.095	500.656	55,44
PAKISTAN	1.690	0	-100	15.494	0	-100
BANGLADESH	2.326	0	-100	2.281	0	-100
SRI LANKA	5	936	18620	52	1.455	2698,08
SAUDI ARABIA	6.149	21.837	255,13	64.619	44.332	-31,39
KUWAIT	2.848	6.768	137,64	8.928	30.814	245,14

TABEL 5. PERKEMBANGAN EKSPOR INDONESIA MENURUT KOMODITI DAN NEGARA TUJUAN

JENIS BARANG	BERAT BERSIH (KG)		PERUBAHAN	NILAI FOB (US \$)		Perubahan
	JAN - JAN 2005	JAN - JAN 2006	%	JAN - JAN 2005	JAN - JAN 2006	%
(1)	(2)	(3)	(4)	(5)	(6)	(7)
P. DEM.REP. OF YEMEN	0	1.823	-	0	45.033	-
LEBANON	2.102	345	-83,59	27.900	5.808	-79,18
OMAN	0	36	-	0	468	-
SYRIA ARAB REPUBLIC	225	0	-100	1.350	0	-100
TURKEY	47.808	55.056	15,16	463.118	700.643	51,29
UNITED ARAB EMIRATES	32.028	23.872	-25,47	399.128	302.817	-24,13
CYPRUS	3.473	1	-99,97	36.579	10	-99,97
EGYPT	11.089	6.409	-42,2	115.518	80.828	-30,03
MOROCCO	50	288	476	312	3.686	1081,41
TUNISIA	226	0	-100	2.143	0	-100
TANZANIA, UNITED REPU	11.875	0	-100	9.425	0	-100
MADAGASCAR	8.595	0	-100	26.701	0	-100
REUNION	698	0	-100	913	0	-100
GHANA	0	3.740	-	0	3.000	-
LIBERIA	15.152	44.218	191,83	30.000	45.000	50
ANGOLA	0	3.000	-	0	4.000	-
CONGO	0	22.000	-	0	37.500	-
CAMEROON	0	2	-	0	43	-
NIGERIA	25.980	0	-100	25.200	0	-100
GABON	11.585	0	-100	13.920	0	-100
MAURITANIA	0	172	-	0	3.240	-
SEYCHELLES	36	1	-97,22	2.129	759	-64,35
UGANDA	0	137	-	0	3	-
SAO TOME AND PRINCIPE	8.472	0	-100	8.000	0	-100
SOUTH AFRICA	40.009	34.322	-14,21	498.474	396.456	-20,47
MAURITIUS	6.458	2.022	-68,69	28.072	12.935	-53,92
AUSTRALIA	119.761	114.240	-4,61	1.878.917	1.783.037	-5,1
NEW ZEALAND	17.435	18.877	8,27	241.352	266.422	10,39
GUAM	0	40	-	0	1.342	-
NEW CALEDONIA	0	346	-	0	1.983	-
NORTHERN MARIANA ISL	157	0	-100	178	0	-100
SAINT VINCENT AND THE	1.410	40	-97,16	15.288	294	-98,08
VANUATU	105	284	170,48	172	601	249,42
FIJI	12	0	-100	328	0	-100
EAST TIMOR	32.060	3.867	-87,94	10.456	15.681	49,97
UNITED STATES	2.866.842	2.642.292	-7,83	42.381.831	40.685.796	-4
CANADA	187.352	117.400	-37,34	2.417.231	1.649.192	-31,77
MEXICO	156.630	273.392	74,55	1.399.185	2.382.310	70,26
PANAMA	23.988	57.810	141	321.098	811.105	152,6
CHILE	31.333	18.748	-40,17	375.025	301.617	-19,57
VENEZUELA	1.331	0	-100	16.502	0	-100
ARGENTINA	22.047	30.909	40,2	308.634	432.707	40,2
BRAZIL	14.061	22.791	62,09	272.046	298.986	9,9
COLOMBIA	3.696	2.593	-29,84	44.441	45.427	2,22
URUGUAY	1.365	3.455	153,11	24.288	46.781	92,61
ECUADOR	3.748	3.132	-16,44	47.233	57.942	22,67
PERU	1.827	8.232	350,57	25.331	139.737	451,64
PUERTO RICO	388	325	-16,24	3.457	3.972	14,9
DOMINICAN REPUBLIC	158	639	304,43	283	2.864	912,01
COSTA RICA	0	121	-	0	267	-
FRENCH POLYNESIA	82	738	800	488	3.993	718,24
MARTINIQUE	0	10	-	0	192	-
NETHERLANDS ANTILLES	3	1.188	39500	121	18.384	15093,39
GUADELOUPE	1.050	0	-100	1.770	0	-100
UNITED KINGDOM	816.821	977.960	19,73	9.674.425	12.728.189	31,57
NETHERLANDS	506.285	571.792	12,94	6.846.435	8.809.618	28,67
FRANCE	264.105	191.645	-27,44	3.555.629	2.778.174	-21,87
GERMANY, FED. REP. OF	537.884	631.544	17,41	8.550.135	10.542.160	23,3
AUSTRIA	11.191	7.803	-30,27	130.545	99.375	-23,88
BELGIUM	558.445	496.949	-11,01	8.925.317	8.428.267	-5,57
SWITZERLAND	19.876	9.092	-54,26	197.050	117.052	-40,6

TABEL 5. PERKEMBANGAN EKSPOR INDONESIA MENURUT KOMODITI DAN NEGARA TUJUAN

JENIS BARANG	BERAT BERSIH (KG)		PERUBAHAN	NILAI FOB (US \$)		Perubahan
	JAN - JAN 2005	JAN - JAN 2006	%	JAN - JAN 2005	JAN - JAN 2006	%
(1)	(2)	(3)	(4)	(5)	(6)	(7)
DENMARK	47.808	34.978	-26,84	506.953	693.851	36,87
NORWAY	22.808	21.533	-5,59	335.523	377.695	12,57
SWEDEN	47.936	99.952	108,51	822.945	1.502.247	82,55
FINLAND	13.767	6.741	-51,04	318.550	117.876	-63
IRELAND	27.183	22.128	-18,6	309.027	294.083	-4,84
ITALY	491.500	603.359	22,76	5.585.983	6.724.857	20,39
SPAIN	172.261	254.987	48,02	2.118.189	2.560.699	20,89
PORTUGAL	61.093	31.873	-47,83	2.485.009	1.135.997	-54,29
GREECE	36.588	35.152	-3,92	456.877	439.371	-3,83
LIECHTENSTEIN	8	0	-100	117	0	-100
HUNGARY	6.709	2.172	-67,63	63.440	32.984	-48,01
POLAND	2.276	11.457	403,38	40.577	152.853	276,7
ROMANIA	0	1	-	0	10	-
BULGARIA	1.110	1	-99,91	14.970	10	-99,93
UKRAINE	1.097	2.140	95,08	10.305	32.911	219,37
UZBEKISTAN	1	0	-100	6	0	-100
LITHUANIA	2.106	0	-100	39.237	0	-100
LATVIA	0	1.966	-	0	56.291	-
ESTONIA	1.258	0	-100	21.811	0	-100
CROATIA	449	5.160	1049,22	3.554	71.032	1898,65
MALTA	468	0	-100	1.484	0	-100
SLOVAKIA	44.886	54.043	20,4	2.231.639	2.655.331	18,99
SLOVENIA	4.649	3.615	-22,24	54.025	59.574	10,27
CZECH REPUBLIC	217	0	-100	1.478	0	-100
RUSSIA FEDERATION	53.436	26.256	-50,86	564.820	367.391	-34,95
-PRODUK KERAMIK	47.919.286	39.890.102	-16,76	19.543.223	21.124.459	8,09
JAPAN	629.175	882.822	40,31	1.400.774	2.524.118	80,19
HONG KONG	18.376	32.496	76,84	61.015	89.297	46,35
KOREA, REPUBLIC OF	3.253.609	2.630.219	-19,16	743.669	1.523.009	104,8
TAIWAN	1.446.316	1.847.123	27,71	490.855	545.595	11,15
CHINA	50.925	51.903	1,92	20.971	79.915	281,07
PAPUA NEW GUINEA	84.940	0	-100	14.784	0	-100
THAILAND	1.888.288	1.970.006	4,33	473.787	513.386	8,36
SINGAPORE	5.737.842	413.283	-92,8	820.607	344.016	-58,08
PHILIPPINES	637.781	384.732	-39,68	194.024	125.423	-35,36
MALAYSIA	3.450.274	2.043.593	-40,77	590.572	264.929	-55,14
MYANMAR (FORM. BURM	270.238	247.730	-8,33	69.769	35.757	-48,75
CAMBODIA	206.202	151.708	-26,43	49.402	28.692	-41,92
BRUNEI DARUSSALAM	90.285	27.601	-69,43	28.831	10.864	-62,32
LAO PEOPLE'S DEMOCRAT	0	45.448	-	0	14.957	-
VIET NAM	2.996	43.021	1335,95	9.673	8.280	-14,4
MALDIVES	61.026	10.225	-83,24	15.517	14.138	-8,89
INDIA	220.633	201.251	-8,78	154.677	180.331	16,59
PAKISTAN	1.394.877	733.770	-47,4	243.015	113.376	-53,35
BANGLADESH	0	40.603	-	0	45.746	-
SRI LANKA	283.343	919.635	224,57	80.156	197.065	145,85
IRAN (ISLAMIC REPUBLIC	0	187	-	0	1.288	-
SAUDI ARABIA	893.989	2.565.638	186,99	166.630	531.962	219,25
KUWAIT	620.940	0	-100	86.590	0	-100
JORDAN	25.162	0	-100	4.502	0	-100
LEBANON	1.985	0	-100	1.605	0	-100
YEMEN	124.829	23.470	-81,2	29.241	6.496	-77,78
OMAN	347	0	-100	3.146	0	-100
TURKEY	161	1.062.969	660129,19	1.008	397.621	39346,53
UNITED ARAB EMIRATES	610.002	173.812	-71,51	248.026	243.197	-1,95
QATAR	96.174	167.806	74,48	38.748	78.493	102,57
BAHRAIN	25.154	177.674	606,34	6.455	45.955	611,93
CYPRUS	40.320	0	-100	5.897	0	-100
EGYPT	168.869	169.687	0,48	151.696	100.885	-33,5
MOROCCO	0	2.596	-	0	4.626	-
TUNISIA	524	3.255	521,18	1.320	3.841	190,98

TABEL 5. PERKEMBANGAN EKSPOR INDONESIA MENURUT KOMODITI DAN NEGARA TUJUAN

JENIS BARANG	BERAT BERSIH (KG)		PERUBAHAN	NILAI FOB (US \$)		Perubahan
	JAN - JAN 2005	JAN - JAN 2006	%	JAN - JAN 2005	JAN - JAN 2006	%
(1)	(2)	(3)	(4)	(5)	(6)	(7)
SUDAN	0	1.100	-	0	250	-
REUNION	114.447	73.732	-35,58	25.407	13.666	-46,21
MOZAMBIQUE	0	42.122	-	0	7.493	-
GUINEA	0	265	-	0	721	-
ANGOLA	53.914	0	-100	19.921	0	-100
NIGERIA	2.181	55.350	2437,83	7.691	31.975	315,75
GABON	5.308	0	-100	6.151	0	-100
SENEGAL	0	1.388	-	0	2.010	-
SEYCHELLES	0	632	-	0	2.183	-
UGANDA	0	183	-	0	4	-
SAO TOME AND PRINCIPE	7.625	0	-100	7.200	0	-100
SOUTH AFRICA	205.582	763.537	271,4	423.318	628.068	48,37
MAURITIUS	341.108	214.000	-37,26	65.091	41.766	-35,83
AUSTRALIA	2.863.946	3.132.608	9,38	1.158.568	1.198.128	3,41
NEW ZEALAND	262.139	77.735	-70,35	126.406	88.988	-29,6
GUAM	239	45.003	18729,71	818	15.287	1768,83
NEW CALEDONIA	444	518	16,67	1.094	1.408	28,7
NORTHERN MARIANA ISL	167	1	-99,4	189	7	-96,3
SAINT VINCENT AND THE	0	80	-	0	777	-
VANUATU	0	21.338	-	0	6.310	-
COOK ISLANDS	46.982	17.766	-62,19	11.445	4.641	-59,45
FIJI	107.197	175.968	64,15	56.602	45.082	-20,35
TONGA	0	10.935	-	0	3.029	-
EAST TIMOR	33.217	19.577	-41,06	10.374	4.024	-61,21
UNITED STATES	13.491.897	13.466.685	-0,19	6.486.379	6.972.150	7,49
CANADA	1.616.743	628.908	-61,1	675.213	318.563	-52,82
MEXICO	186.169	89.763	-51,78	161.527	125.027	-22,6
GUATEMALA	161.798	0	-100	28.504	0	-100
PANAMA	111.512	628	-99,44	19.491	308	-98,42
CUBA	2.614	0	-100	11.835	0	-100
CHILE	108.135	22.783	-78,93	38.281	7.064	-81,55
VENEZUELA	23.731	61	-99,74	7.808	35	-99,55
ARGENTINA	3.595	8.909	147,82	6.255	7.840	25,34
BRAZIL	1.895	670	-64,64	5.872	1.315	-77,61
COLOMBIA	670	2.743	309,4	810	2.297	183,58
ECUADOR	174.288	0	-100	36.155	0	-100
PERU	23.959	23.729	-0,96	6.126	7.808	27,46
TRINIDAD AND TOBAGO	77.007	0	-100	19.661	0	-100
JAMAICA	122.673	127.236	3,72	32.759	25.827	-21,16
PUERTO RICO	835.938	176.901	-78,84	190.121	74.856	-60,63
DOMINICAN REPUBLIC	6.171	0	-100	12.156	0	-100
EL SALVADOR	0	171	-	0	350	-
COSTA RICA	5.327	1.891	-64,5	11.436	1.181	-89,67
ANGUILLA	1.370	0	-100	1.654	0	-100
ARUBA	0	7.520	-	0	14.745	-
CAYMAN ISLANDS	145	0	-100	158	0	-100
FRENCH POLYNESIA	204.588	1.680	-99,18	16.131	898	-94,43
GRENADA	0	25.212	-	0	6.258	-
MARTINIQUE	0	225	-	0	689	-
NETHERLANDS ANTILLES	0	154	-	0	260	-
NORFOLK ISLANDS	0	509	-	0	706	-
TURKS AND CAICOS ISLA	0	4.469	-	0	1.283	-
GUADELOUPE	0	162	-	0	230	-
UNITED KINGDOM	458.427	430.809	-6,02	868.293	635.616	-26,8
NETHERLANDS	283.997	200.659	-29,34	296.556	153.615	-48,2
FRANCE	181.108	92.426	-48,97	279.037	223.632	-19,86
GERMANY, FED. REP. OF	54.515	195.821	259,21	297.455	115.296	-61,24
AUSTRIA	0	249	-	0	6.857	-
BELGIUM	173.405	185.409	6,92	302.455	365.237	20,76
SWITZERLAND	637	5.081	697,65	1.439	8.648	500,97
DENMARK	7.666	47	-99,39	1.975	25	-98,73

TABEL 5. PERKEMBANGAN EKSPOR INDONESIA MENURUT KOMODITI DAN NEGARA TUJUAN

JENIS BARANG	BERAT BERSIH (KG)		PERUBAHAN	NILAI FOB (US \$)		Perubahan
	JAN - JAN 2005	JAN - JAN 2006	%	JAN - JAN 2005	JAN - JAN 2006	%
(1)	(2)	(3)	(4)	(5)	(6)	(7)
NORWAY	245.329	256.870	4,7	61.428	68.110	10,88
SWEDEN	65.987	179.240	171,63	101.645	63.566	-37,46
FINLAND	14.582	11.906	-18,35	89.165	120.957	35,66
IRELAND	26.597	68.185	156,36	5.443	108.320	1890,08
ITALY	1.539.591	1.185.115	-23,02	827.928	1.051.362	26,99
SPAIN	133.396	80.315	-39,79	111.780	160.889	43,93
PORTUGAL	2.049	0	-100	1.823	0	-100
GREECE	480.866	49.328	-89,74	108.407	49.402	-54,43
HUNGARY	449	865	92,65	475	1.730	264,21
POLAND	5.706	0	-100	11.488	0	-100
ROMANIA	0	2.117	-	0	2.250	-
UKRAINE	482.613	216.268	-55,19	147.572	97.935	-33,64
UZBEKISTAN	1	0	-100	7	0	-100
ESTONIA	0	28.922	-	0	4.581	-
CROATIA	24.120	48	-99,8	5.489	318	-94,21
MALTA	14.023	20.852	48,7	21.226	6.645	-68,69
SLOVAKIA	0	112.420	-	0	40.908	-
SLOVENIA	88	1.545	1655,68	180	160	-11,11
RUSSIA FEDERATION	183.831	296.495	61,29	106.388	99.635	-6,35
-EMAS BATANGAN	2.840	4.792	68,73	27.099.229	74.102.256	173,45
JAPAN	146	515	252,74	1.463	164.385	11136,16
THAILAND	654	0	-100	8.903.137	0	-100
SINGAPORE	0	1.700	-	0	29.446.692	-
MALAYSIA	0	122	-	0	2.180.663	-
AUSTRALIA	2.040	1.752	-14,12	18.194.629	30.363.673	66,88
SWITZERLAND	0	703	-	0	11.946.843	-
-PESAWAT UDARA DAN BAGIA	73.440	378.887	415,91	3.317.055	10.275.517	209,78
JAPAN	2.646	289	-89,08	18.310	2.760	-84,93
HONG KONG	0	917	-	0	189.557	-
KOREA, REPUBLIC OF	141	76	-46,1	11.659	153.752	1218,74
CHINA	0	655	-	0	10.149	-
PAPUA NEW GUINEA	16	0	-100	12.350	0	-100
THAILAND	8.221	25.704	212,66	117.963	629.724	433,83
SINGAPORE	9.085	5.966	-34,33	898.854	699.714	-22,15
PHILIPPINES	10	4	-60	1.297	105	-91,9
MALAYSIA	1.369	9.969	628,2	262.657	1.665.658	534,16
BRUNEI DARUSSALAM	13	149	1046,15	13.416	27.127	102,2
PAKISTAN	53	34	-35,85	1.413	27.405	1839,49
BANGLADESH	1.700	0	-100	135.000	0	-100
SRI LANKA	0	45	-	0	100	-
JORDAN	0	125	-	0	5.000	-
TURKEY	17	11	-35,29	27.327	118.317	332,97
UNITED ARAB EMIRATES	535	137.277	25559,25	38.234	810.900	2020,89
LIBYAN ARAB JAMAHIRIY	0	150.000	-	0	2.000.000	-
AUSTRALIA	0	4.702	-	0	713.661	-
NEW ZEALAND	31.250	25	-99,92	2.880	371	-87,12
UNITED STATES	2.790	15.841	467,78	122.550	795.994	549,53
CANADA	0	15	-	0	2.000	-
UNITED KINGDOM	8.092	6.647	-17,86	566.266	1.194.033	110,86
NETHERLANDS	3.293	812	-75,34	212.346	37.294	-82,44
FRANCE	0	7.624	-	0	660.113	-
GERMANY, FED. REP. OF	13	6.997	53723,08	6.514	2.980	-54,25
AUSTRIA	352	0	-100	10.000	0	-100
BELGIUM	181	0	-100	41.880	0	-100
SWITZERLAND	565	455	-19,47	61.217	9.155	-85,05
DENMARK	0	28	-	0	1.036	-
NORWAY	0	4.500	-	0	500.000	-
ITALY	4	20	400	4.000	18.612	365,3
SPAIN	1.270	0	-100	730.922	0	-100
BULGARIA	1.824	0	-100	20.000	0	-100
-KAPAL LAUT DAN SEJENISNY	5.807.069	14.925.835	157,03	10.306.817	25.985.380	152,12

TABEL 5. PERKEMBANGAN EKSPOR INDONESIA MENURUT KOMODITI DAN NEGARA TUJUAN

JENIS BARANG	BERAT BERSIH (KG)		PERUBAHAN	NILAI FOB (US \$)		Perubahan
	JAN - JAN 2005	JAN - JAN 2006	%	JAN - JAN 2005	JAN - JAN 2006	%
(1)	(2)	(3)	(4)	(5)	(6)	(7)
JAPAN	0	13.000	-	0	25.479	-
THAILAND	0	205.604	-	0	156.148	-
SINGAPORE	2.626.351	11.303.606	330,39	5.374.152	21.596.421	301,86
MALAYSIA	930.091	51.411	-94,47	1.214.146	217.851	-82,06
INDIA	0	398.660	-	0	1.316.779	-
SAUDI ARABIA	0	3.930	-	0	11.640	-
UNITED ARAB EMIRATES	2.248.000	2.919.219	29,86	3.534.500	2.575.219	-27,14
SOUTH AFRICA	561	0	-100	4.019	0	-100
MAURITIUS	0	5.301	-	0	5.721	-
AUSTRALIA	0	3.000	-	0	300	-
UNITED KINGDOM	0	104	-	0	1.000	-
NETHERLANDS	2.066	22.000	964,86	180.000	78.822	-56,21
-PERLENGKAPAN OLAHRAGA	1.920.034	2.066.304	7,62	13.502.610	14.439.776	6,94
JAPAN	99.817	69.326	-30,55	1.569.734	1.693.040	7,86
HONG KONG	33.697	31.746	-5,79	266.122	129.286	-51,42
KOREA, REPUBLIC OF	30.004	29.283	-2,4	60.763	80.635	32,7
TAIWAN	21	2.684	12680,95	25	15.934	63636
CHINA	27.038	67.447	149,45	178.322	516.246	189,5
THAILAND	1.632	3.054	87,13	7.480	10.877	45,41
SINGAPORE	10.158	9.497	-6,51	319.776	123.950	-61,24
PHILIPPINES	26.438	0	-100	16.177	0	-100
MALAYSIA	68.002	22.540	-66,85	59.095	126.681	114,37
CAMBODIA	0	7.720	-	0	8.576	-
BRUNEI DARUSSALAM	121	125	3,31	329	990	200,91
VIET NAM	180	292	62,22	200	2.099	949,5
MALDIVES	0	121	-	0	600	-
INDIA	3.529	13.443	280,93	17.818	102.595	475,79
PAKISTAN	3.597	20.320	464,92	8.970	57.224	537,95
SRI LANKA	31.132	27.932	-10,28	31.902	20.164	-36,79
JORDAN	10.299	763	-92,59	19.733	789	-96
LEBANON	6.508	0	-100	15.645	0	-100
YEMEN	0	78	-	0	118	-
OMAN	4.284	0	-100	10.322	0	-100
UNITED ARAB EMIRATES	18.454	2.700	-85,37	86.446	5.541	-93,59
BAHRAIN	80	0	-100	300	0	-100
EGYPT	1.879	0	-100	11.280	0	-100
MOROCCO	5.291	3.737	-29,37	30.696	28.560	-6,96
TUNISIA	0	436	-	0	2.489	-
SUDAN	2.752	2.758	0,22	17.057	17.910	5
CAMEROON	0	52	-	0	1.042	-
NIGERIA	0	2.850	-	0	3.312	-
SOUTH AFRICA	2.719	1.977	-27,29	18.950	13.837	-26,98
VIRGIN ISLANDS (BRITISH)	3.120	0	-100	67.497	0	-100
AUSTRALIA	43.597	33.577	-22,98	308.028	179.657	-41,68
NEW ZEALAND	4.246	5.330	25,53	29.092	44.229	52,03
GUAM	0	20	-	0	615	-
FIJI	340	823	142,06	95	358	276,84
EAST TIMOR	1.104	22	-98,01	2.590	37	-98,57
UNITED STATES	591.369	482.318	-18,44	4.167.075	3.347.269	-19,67
CANADA	36.430	26.343	-27,69	251.031	225.440	-10,19
MEXICO	90.125	97.123	7,76	645.658	679.081	5,18
PANAMA	2.168	0	-100	18.992	0	-100
CHILE	15.118	18.958	25,4	91.022	129.807	42,61
VENEZUELA	9.671	5.561	-42,5	58.274	37.524	-35,61
ARGENTINA	3.937	22.065	460,45	29.794	168.141	464,35
BRAZIL	22.115	60.377	173,01	171.376	500.140	191,84
COLOMBIA	4.245	7.575	78,45	32.034	51.593	61,06
URUGUAY	3.341	0	-100	19.680	0	-100
ECUADOR	0	8.726	-	0	18.858	-
PERU	0	6.035	-	0	50.382	-
UNITED KINGDOM	76.449	89.050	16,48	536.588	616.041	14,81

TABEL 5. PERKEMBANGAN EKSPOR INDONESIA MENURUT KOMODITI DAN NEGARA TUJUAN

JENIS BARANG	BERAT BERSIH (KG)		PERUBAHAN	NILAI FOB (US \$)		Perubahan
	JAN - JAN 2005	JAN - JAN 2006	%	JAN - JAN 2005	JAN - JAN 2006	%
(1)	(2)	(3)	(4)	(5)	(6)	(7)
NETHERLANDS	161.401	165.002	2,23	1.083.604	962.738	-11,15
FRANCE	160.720	99.424	-38,14	930.668	613.441	-34,09
GERMANY, FED. REP. OF	115.992	404.494	248,73	1.064.016	2.421.310	127,56
AUSTRIA	1.015	869	-14,38	8.520	7.383	-13,35
BELGIUM	21.398	8.722	-59,24	177.516	72.492	-59,16
SWITZERLAND	20.395	1.128	-94,47	77.125	27.640	-64,16
DENMARK	1.558	24.896	1497,95	13.193	57.834	338,37
NORWAY	976	14.566	1392,42	12.785	30.695	140,09
SWEDEN	19.180	26.088	36,02	82.485	64.990	-21,21
FINLAND	7.399	43	-99,42	11.676	2.051	-82,43
IRELAND	2.380	0	-100	28.446	0	-100
ITALY	77.503	59.655	-23,03	495.851	472.094	-4,79
SPAIN	9.154	3.776	-58,75	79.101	53.982	-31,76
GREECE	378	3.413	802,91	439	7.261	1553,99
HUNGARY	0	5.345	-	0	35.338	-
POLAND	3.205	2.397	-25,21	22.360	11.303	-49,45
UKRAINE	2.963	6.108	106,14	28.577	45.032	57,58
CROATIA	0	8	-	0	60	-
CZECH REPUBLIC	1.490	34.569	2220,07	17.440	239.667	1274,24
RUSSIA FEDERATION	17.920	21.017	17,28	192.840	302.798	57,02
-PENA DAN PENSIL	358.771	657.975	83,4	2.873.053	4.001.319	39,27
JAPAN	19.283	30.879	60,14	138.676	388.681	180,28
HONG KONG	4.460	1.980	-55,61	38.215	16.128	-57,8
KOREA, REPUBLIC OF	950	6.492	583,37	12.185	59.793	390,71
TAIWAN	3.375	7.581	124,62	18.801	46.265	146,08
CHINA	751	692	-7,86	4.210	10.217	142,68
PAPUA NEW GUINEA	10.857	82	-99,24	8.218	659	-91,98
THAILAND	19.287	38.115	97,62	141.564	277.284	95,87
SINGAPORE	11.860	9.340	-21,25	122.709	79.022	-35,6
PHILIPPINES	828	0	-100	4.969	0	-100
MALAYSIA	15.984	21.303	33,28	140.605	194.332	38,21
CAMBODIA	2.021	0	-100	6.472	0	-100
VIET NAM	2	0	-100	92	0	-100
INDIA	701	330	-52,92	7.071	5.013	-29,1
PAKISTAN	4.329	0	-100	26.065	0	-100
IRAN (ISLAMIC REPUBLIC)	37.964	0	-100	192.311	0	-100
SAUDI ARABIA	130	2.710	1984,62	875	13.750	1471,43
JORDAN	0	612	-	0	3.499	-
TURKEY	0	12.448	-	0	96.007	-
UNITED ARAB EMIRATES	2.640	2.479	-6,1	30.833	26.657	-13,54
EGYPT	0	10.200	-	0	39.000	-
SOUTH AFRICA	90	0	-100	1.798	0	-100
AUSTRALIA	26.913	59.490	121,05	196.861	308.479	56,7
NEW ZEALAND	5.954	1.136	-80,92	54.992	12.281	-77,67
SOLOMON ISLANDS	851	0	-100	1.285	0	-100
EAST TIMOR	39	0	-100	115	0	-100
UNITED STATES	57.869	313.018	440,91	599.563	1.331.349	122,05
CANADA	3.684	1.472	-60,04	61.360	26.689	-56,5
MEXICO	20.929	37.383	78,62	136.162	257.399	89,04
COLOMBIA	14.520	18.794	29,44	87.627	93.980	7,25
UNITED KINGDOM	24.369	18.854	-22,63	219.804	141.403	-35,67
FRANCE	0	23.855	-	0	134.008	-
GERMANY, FED. REP. OF	36.634	23.441	-36,01	304.137	259.341	-14,73
BELGIUM	694	0	-100	4.813	0	-100
DENMARK	345	741	114,78	4.375	6.691	52,94
NORWAY	6.357	554	-91,29	67.359	9.315	-86,17
SWEDEN	4.229	8.937	111,33	45.159	107.364	137,75
IRELAND	2.647	0	-100	25.954	0	-100
ITALY	13.651	4.947	-63,76	126.635	56.635	-55,28
SPAIN	3.574	110	-96,92	41.183	78	-99,81
-BATU SEMI PERMATA	0	300	-	0	2.000	-

TABEL 5. PERKEMBANGAN EKSPOR INDONESIA MENURUT KOMODITI DAN NEGARA TUJUAN

JENIS BARANG	BERAT BERSIH (KG)		PERUBAHAN	NILAI FOB (US \$)		Perubahan
	JAN - JAN 2005	JAN - JAN 2006	%	JAN - JAN 2005	JAN - JAN 2006	%
(1)	(2)	(3)	(4)	(5)	(6)	(7)
UNITED STATES	0	300	-	0	2.000	-
-KOPER, TAS, DOMPET PLASTI	977.977	602.528	-38,39	3.940.292	3.898.767	-1,05
JAPAN	84.921	60.555	-28,69	549.655	426.298	-22,44
HONG KONG	3.647	548	-84,97	56.088	2.960	-94,72
KOREA, REPUBLIC OF	74	484	554,05	264	1.430	441,67
TAIWAN	26	11.276	43269,23	176	35.480	20059,09
CHINA	8.874	16.706	88,26	18.713	32.334	72,79
PAPUA NEW GUINEA	482	107	-77,8	1.672	864	-48,33
THAILAND	38.859	553	-98,58	48.731	1.425	-97,08
SINGAPORE	1.732	3.828	121,02	10.878	128.422	1080,57
PHILIPPINES	2.613	980	-62,5	6.017	2.610	-56,62
MALAYSIA	51.637	6.419	-87,57	30.151	21.364	-29,14
BRUNEI DARUSSALAM	0	451	-	0	907	-
VIET NAM	52	0	-100	1.711	0	-100
MALDIVES	1.226	272	-77,81	2.158	224	-89,62
INDIA	20.043	15.690	-21,72	75.030	59.471	-20,74
BANGLADESH	12.635	0	-100	31.155	0	-100
SAUDI ARABIA	4.120	0	-100	20.350	0	-100
TURKEY	85	0	-100	700	0	-100
UNITED ARAB EMIRATES	43.948	23.408	-46,74	130.362	88.638	-32,01
CYPRUS	0	66	-	0	195	-
EGYPT	6.119	5	-99,92	23.924	23	-99,9
ALGERIA	0	50	-	0	346	-
KENYA	44	495	1025	287	3.480	1112,54
ANGOLA	0	869	-	0	3.413	-
NIGERIA	0	71	-	0	888	-
SEYCHELLES	0	6	-	0	868	-
SOUTH AFRICA	1.772	2.612	47,4	2.313	7.787	236,66
MAURITIUS	0	1	-	0	330	-
AUSTRALIA	5.279	5.764	9,19	29.046	60.636	108,76
NEW ZEALAND	521	1.393	167,37	1.379	11.854	759,61
MICRONESIA, FEDERATEI	0	97	-	0	386	-
GUAM	0	9	-	0	202	-
NEW CALEDONIA	89	4.196	4614,61	344	4.751	1281,1
VANUATU	0	4	-	0	83	-
COOK ISLANDS	0	274	-	0	204	-
EAST TIMOR	23	0	-100	166	0	-100
UNITED STATES	352.284	148.610	-57,82	1.382.916	1.134.731	-17,95
CANADA	12.415	1.811	-85,41	67.817	5.995	-91,16
MEXICO	5.899	5.280	-10,49	19.062	22.047	15,66
PANAMA	4.282	3.274	-23,54	7.269	4.364	-39,96
CHILE	7	146	1985,71	16	1.420	8775
VENEZUELA	0	24	-	0	300	-
ARGENTINA	1.160	20	-98,28	1.200	53	-95,58
BRAZIL	2.055	450	-78,1	3.572	880	-75,36
URUGUAY	172	7	-95,93	1.835	17	-99,07
ECUADOR	292	0	-100	348	0	-100
PERU	0	10	-	0	273	-
PUERTO RICO	0	689	-	0	8.434	-
COSTA RICA	0	1	-	0	90	-
FRENCH POLYNESIA	224	95	-57,59	925	210	-77,3
NETHERLANDS ANTILLES	22	184	736,36	428	2.617	511,45
UNITED KINGDOM	27.391	45.947	67,74	80.722	155.942	93,18
NETHERLANDS	69.996	53.491	-23,58	387.820	840.183	116,64
FRANCE	3.581	3.954	10,42	28.307	41.134	45,31
GERMANY, FED. REP. OF	73.087	51.329	-29,77	390.786	249.097	-36,26
BELGIUM	77.135	92.694	20,17	130.792	239.120	82,82
SWITZERLAND	104	557	435,58	1.698	2.155	26,91
NORWAY	3.908	902	-76,92	98.483	22.385	-77,27
SWEDEN	709	98	-86,18	1.653	3.253	96,79
IRELAND	641	2.670	316,54	1.578	3.916	148,16

TABEL 5. PERKEMBANGAN EKSPOR INDONESIA MENURUT KOMODITI DAN NEGARA TUJUAN

JENIS BARANG	BERAT BERSIH (KG)		PERUBAHAN	NILAI FOB (US \$)		Perubahan
	JAN - JAN 2005	JAN - JAN 2006	%	JAN - JAN 2005	JAN - JAN 2006	%
(1)	(2)	(3)	(4)	(5)	(6)	(7)
ITALY	31.216	20.598	-34,01	178.465	203.485	14,02
SPAIN	22.415	12.099	-46,02	111.382	54.480	-51,09
PORTUGAL	1	248	24700	22	1.974	8872,73
GREECE	160	151	-5,63	1.926	2.339	21,44
-BARANG DARI LOGAM MULIA	26.501	39.928	50,67	5.967.723	7.331.760	22,86
JAPAN	1.774	136	-92,33	133.807	58.849	-56,02
HONG KONG	71	124	74,65	61.222	8.590	-85,97
THAILAND	27	5.635	20770,37	52.257	170.165	225,63
SINGAPORE	10.205	16.163	58,38	1.128.200	1.082.909	-4,01
PHILIPPINES	78	0	-100	151	0	-100
MALAYSIA	65	66	1,54	687	506	-26,35
INDIA	1	0	-100	1.360	0	-100
TURKEY	0	220	-	0	60.000	-
UNITED ARAB EMIRATES	22	74	236,36	173.329	625.211	260,71
U.S. VIRGIN ISLANDS	0	32	-	0	18.116	-
SOUTH AFRICA	0	4	-	0	80	-
AUSTRALIA	5.418	243	-95,51	38.713	37.140	-4,06
NEW ZEALAND	98	259	164,29	3.007	28.160	836,48
FIJI	0	31	-	0	12	-
UNITED STATES	3.152	8.828	180,08	3.890.694	4.686.932	20,47
CANADA	6	133	2116,67	58	26.540	45658,62
PUERTO RICO	0	6	-	0	2.147	-
UNITED KINGDOM	382	2.754	620,94	136.670	162.523	18,92
NETHERLANDS	2.261	3.449	52,54	34.565	16.348	-52,7
FRANCE	1	308	30700	2	3.260	162900
GERMANY, FED. REP. OF	436	254	-41,74	177.916	80.576	-54,71
AUSTRIA	3	19	533,33	4.373	538	-87,7
SWITZERLAND	91	160	75,82	36.604	89.384	144,19
DENMARK	17	21	23,53	13.154	54.692	315,78
NORWAY	34	56	64,71	10.031	3.979	-60,33
SWEDEN	8	0	-100	3.304	0	-100
FINLAND	0	124	-	0	873	-
ITALY	2.257	458	-79,71	63.456	76.681	20,84
SPAIN	20	348	1640	3.513	37.246	960,23
PORTUGAL	74	0	-100	650	0	-100
GREECE	0	1	-	0	2	-
POLAND	0	22	-	0	301	-
-PETI KEMAS	5.377.063	124.574	-97,68	5.838.486	186.914	-96,8
THAILAND	0	4.000	-	0	281	-
SINGAPORE	30.500	61.830	102,72	37.389	35.568	-4,87
MALAYSIA	10.563	10.800	2,24	5.829	9.900	69,84
UNITED ARAB EMIRATES	0	47.944	-	0	141.165	-
EAST TIMOR	10.000	0	-100	38.468	0	-100
GERMANY, FED. REP. OF	1.134.000	0	-100	2.328.000	0	-100
DENMARK	1.968.000	0	-100	1.684.800	0	-100
MALTA	2.224.000	0	-100	1.744.000	0	-100
-KOMPUTER DAN BAGIANNYA	6.864.461	8.014.117	16,75	106.441.268	131.024.135	23,1
JAPAN	583.680	728.288	24,78	12.130.980	23.469.801	93,47
HONG KONG	264.525	533.080	101,52	5.881.271	10.205.584	73,53
KOREA, REPUBLIC OF	43.729	236.103	439,92	750.671	3.055.499	307,04
TAIWAN	75.603	242.095	220,22	1.075.905	6.909.913	542,24
CHINA	225.702	536.277	137,6	3.272.019	12.384.237	278,49
THAILAND	80.877	421.498	421,16	1.393.573	3.969.887	184,87
SINGAPORE	466.640	635.684	36,23	10.183.728	9.882.836	-2,95
PHILIPPINES	121.652	58.610	-51,82	951.127	624.323	-34,36
MALAYSIA	81.905	60.673	-25,92	1.430.701	540.076	-62,25
VIET NAM	6.093	3.623	-40,54	89.106	60.680	-31,9
INDIA	178.201	190.496	6,9	2.436.121	2.179.840	-10,52
PAKISTAN	4.160	0	-100	69.532	0	-100
SRI LANKA	0	593	-	0	11.225	-
IRAN (ISLAMIC REPUBLIC)	0	30.701	-	0	641.678	-

TABEL 5. PERKEMBANGAN EKSPOR INDONESIA MENURUT KOMODITI DAN NEGARA TUJUAN

JENIS BARANG	BERAT BERSIH (KG)		PERUBAHAN	NILAI FOB (US \$)		Perubahan
	JAN - JAN 2005	JAN - JAN 2006	%	JAN - JAN 2005	JAN - JAN 2006	%
(1)	(2)	(3)	(4)	(5)	(6)	(7)
KUWAIT	0	4	-	0	6.831	-
JORDAN	0	3.096	-	0	76.828	-
TURKEY	20.620	12.239	-40,65	266.160	48.713	-81,7
UNITED ARAB EMIRATES	123.595	139.118	12,56	1.832.865	1.383.709	-24,51
EGYPT	0	7.200	-	0	133.721	-
ALGERIA	7.856	0	-100	115.620	0	-100
SOUTH AFRICA	0	2.395	-	0	34.270	-
AUSTRALIA	31.593	87.642	177,41	616.045	1.409.578	128,81
NEW ZEALAND	0	226	-	0	2.754	-
EAST TIMOR	0	4.329	-	0	322	-
UNITED STATES	1.418.277	1.237.740	-12,73	24.633.989	17.512.421	-28,91
CANADA	0	72	-	0	26.362	-
MEXICO	289.838	142.313	-50,9	3.566.430	2.035.071	-42,94
CHILE	16.580	70.726	326,57	186.105	901.408	384,35
VENEZUELA	0	10.530	-	0	130.617	-
ARGENTINA	53.076	56.987	7,37	690.513	739.492	7,09
BRAZIL	178.343	114.784	-35,64	1.358.535	1.186.948	-12,63
COLOMBIA	0	34.539	-	0	424.473	-
PERU	7.876	26.116	231,59	83.398	314.785	277,45
COSTA RICA	0	13.986	-	0	183.753	-
UNITED KINGDOM	18.477	12.836	-30,53	491.791	394.534	-19,78
NETHERLANDS	1.228.984	1.809.355	47,22	21.055.148	23.711.027	12,61
FRANCE	78	72	-7,69	3.544	1.990	-43,85
GERMANY, FED. REP. OF	381.420	238.036	-37,59	5.106.182	3.062.396	-40,03
FINLAND	7.652	6.627	-13,4	301.063	106.452	-64,64
IRELAND	40.806	42.077	3,11	1.137.099	1.129.729	-0,65
ITALY	1.011	0	-100	5.457	0	-100
SPAIN	136	9	-93,38	4.035	249	-93,83
HUNGARY	831.447	16.544	-98,01	4.160.226	285.773	-93,13
TURKMENISTAN	127	0	-100	2.832	0	-100
UZBEKISTAN	0	4.938	-	0	116.675	-
SLOVAKIA	0	7.344	-	0	106.034	-
SLOVENIA	0	210.706	-	0	1.259.015	-
CZECH REPUBLIC	73.902	23.810	-67,78	1.159.497	362.626	-68,73
-KENDARAAN BERMOTOR ROI	364.155	276.433	-24,09	2.939.334	2.383.710	-18,9
JAPAN	6.739	16.012	137,6	111.069	196.431	76,85
TAIWAN	0	739	-	0	7.696	-
THAILAND	0	14.427	-	0	308.479	-
PHILIPPINES	204.892	71.775	-64,97	1.535.670	530.725	-65,44
VIET NAM	0	31.638	-	0	366.860	-
INDIA	110	759	590	750	10.966	1362,13
PAKISTAN	0	800	-	0	8.335	-
AUSTRALIA	205	1.580	670,73	1.000	5.382	438,2
NEW ZEALAND	425	2.880	577,65	704	21.000	2882,95
TONGA	310	0	-100	1.820	0	-100
HONDURAS	0	7.305	-	0	44.861	-
VENEZUELA	0	240	-	0	1.580	-
BRAZIL	12.323	200	-98,38	87.960	100	-99,89
COLOMBIA	114.768	106.612	-7,11	979.689	739.543	-24,51
DOMINICAN REPUBLIC	0	18.000	-	0	118.500	-
BERMUDA	0	2.880	-	0	21.000	-
FRANCE	7.500	0	-100	44.400	0	-100
BELGIUM	0	488	-	0	806	-
ITALY	0	98	-	0	1.446	-
GREECE	16.883	0	-100	176.272	0	-100
-KENDARAAN BERMOTOR ROI	2.861.931	2.901.087	1,37	20.423.976	16.907.892	-17,22
JAPAN	30.380	20.090	-33,87	103.444	183.266	77,16
TAIWAN	1.500	0	-100	25.725	0	-100
PAPUA NEW GUINEA	94.295	0	-100	71.900	0	-100
THAILAND	2.340.066	348.723	-85,1	17.975.928	1.765.876	-90,18
SINGAPORE	38.244	32.126	-16	81.611	27.562	-66,23

TABEL 5. PERKEMBANGAN EKSPOR INDONESIA MENURUT KOMODITI DAN NEGARA TUJUAN

JENIS BARANG	BERAT BERSIH (KG)		PERUBAHAN	NILAI FOB (US \$)		Perubahan
	JAN - JAN 2005	JAN - JAN 2006	%	JAN - JAN 2005	JAN - JAN 2006	%
(1)	(2)	(3)	(4)	(5)	(6)	(7)
PHILIPPINES	0	597.379	-	0	3.317.158	-
MALAYSIA	228.386	390.472	70,97	1.290.715	2.067.334	60,17
BRUNEI DARUSSALAM	118.821	197.025	65,82	794.311	1.162.842	46,4
VIET NAM	0	44.222	-	0	68.918	-
PAKISTAN	1.950	0	-100	18.134	0	-100
SAUDI ARABIA	0	836.089	-	0	5.345.943	-
KUWAIT	0	28.617	-	0	251.512	-
LEBANON	0	20.670	-	0	179.367	-
OMAN	0	7.949	-	0	69.797	-
SYRIA ARAB REPUBLIC	0	14.309	-	0	124.312	-
UNITED ARAB EMIRATES	0	127.052	-	0	970.635	-
QATAR	0	11.127	-	0	98.768	-
BAHRAIN	0	15.898	-	0	140.673	-
AUSTRALIA	0	55.680	-	0	295.932	-
NEW ZEALAND	0	6.960	-	0	39.900	-
SAINT VINCENT AND THE	0	2.319	-	0	10.641	-
MARSHALL ISLANDS	0	3.544	-	0	20.463	-
SOLOMON ISLANDS	0	6.257	-	0	9.699	-
EAST TIMOR	8.289	0	-100	62.208	0	-100
PANAMA	0	12.164	-	0	67.071	-
CHILE	0	32.458	-	0	159.743	-
TRINIDAD AND TOBAGO	0	11.430	-	0	75.668	-
JAMAICA	0	12.498	-	0	77.996	-
PUERTO RICO	0	42.907	-	0	254.364	-
BARBADOS	0	13.393	-	0	75.288	-
ARUBA	0	3.480	-	0	16.673	-
SAINT LUCIA	0	4.749	-	0	24.606	-
UNITED KINGDOM	0	1.500	-	0	5.885	-
-SUKU CADANG MESIN	8.234.280	7.223.007	-12,28	121.759.857	51.511.487	-57,69
JAPAN	1.564.402	2.224.557	42,2	7.575.658	6.280.756	-17,09
HONG KONG	2.408	23.463	874,38	79.657	20.463	-74,31
KOREA, REPUBLIC OF	60.927	334.864	449,62	56.056	371.304	562,38
TAIWAN	1.473	9	-99,39	56.533	36	-99,94
CHINA	62.937	202.975	222,51	817.002	2.698.524	230,3
PAPUA NEW GUINEA	23.041	3.514	-84,75	47.166	11.601	-75,4
THAILAND	2.825.186	1.160.217	-58,93	3.764.705	1.868.721	-50,36
SINGAPORE	2.078.419	1.214.865	-41,55	95.501.064	22.305.863	-76,64
PHILIPPINES	51.371	22.429	-56,34	112.590	92.239	-18,08
MALAYSIA	297.038	167.821	-43,5	7.924.138	9.763.103	23,21
BRUNEI DARUSSALAM	0	10.084	-	0	170.441	-
VIET NAM	607	31.558	5099,01	14.218	146.042	927,16
MALDIVES	0	55	-	0	700	-
INDIA	47.497	9.752	-79,47	149.763	28.042	-81,28
PAKISTAN	1.150	2.100	82,61	12.839	15.900	23,84
IRAN (ISLAMIC REPUBLIC)	0	80.000	-	0	197.880	-
SAUDI ARABIA	6.834	800	-88,29	25.888	7.000	-72,96
JORDAN	0	3.800	-	0	24.400	-
YEMEN	0	290	-	0	2.200	-
TURKEY	0	26.099	-	0	81.141	-
UNITED ARAB EMIRATES	187.011	612.103	227,31	852.821	1.910.353	124
QATAR	11.000	0	-100	102.936	0	-100
LIBYAN ARAB JAMAHIRIY	0	286	-	0	737	-
TANZANIA, UNITED REPU	0	315	-	0	3.900	-
MOZAMBIQUE	0	340	-	0	5.000	-
BOTSWANA	0	105	-	0	1.200	-
GUINEA	0	7.100	-	0	1.750	-
UGANDA	0	157	-	0	1.900	-
NIGER	0	1.085	-	0	9.600	-
SOUTH AFRICA	1.501	5.049	236,38	26.051	16.680	-35,97
AUSTRALIA	37.158	79.718	114,54	181.128	467.149	157,91
NEW ZEALAND	70	340	385,71	10.200	13.718	34,49

TABEL 5. PERKEMBANGAN EKSPOR INDONESIA MENURUT KOMODITI DAN NEGARA TUJUAN

JENIS BARANG	BERAT BERSIH (KG)		PERUBAHAN	NILAI FOB (US \$)		Perubahan
	JAN - JAN 2005	JAN - JAN 2006	%	JAN - JAN 2005	JAN - JAN 2006	%
(1)	(2)	(3)	(4)	(5)	(6)	(7)
NEW CALEDONIA	0	416	-	0	2.500	-
FIJI	0	62	-	0	300	-
EAST TIMOR	7	0	-100	330	0	-100
UNITED STATES	617.878	305.221	-50,6	2.128.696	1.611.878	-24,28
CANADA	64.848	41.878	-35,42	115.075	77.497	-32,66
MEXICO	0	13.821	-	0	1.041.910	-
BRAZIL	6.671	20.467	206,81	91.872	48.697	-46,99
URUGUAY	0	900	-	0	3.960	-
NETHERLANDS ANTILLES	0	228	-	0	26.093	-
UNITED KINGDOM	121.929	451.062	269,94	941.167	1.305.836	38,75
NETHERLANDS	23.218	13.691	-41,03	57.751	139.917	142,28
FRANCE	111.373	40.398	-63,73	825.254	105.912	-87,17
GERMANY, FED. REP. OF	1.131	32.367	2761,8	7.030	123.213	1652,67
BELGIUM	1.335	348	-73,93	65.023	10.221	-84,28
NORWAY	17.702	0	-100	150.338	0	-100
IRELAND	0	24.764	-	0	116.238	-
ITALY	6.850	15.500	126,28	13.675	34.935	155,47
SPAIN	0	352	-	0	3.909	-
GREECE	153	0	-100	5.549	0	-100
HUNGARY	685	720	5,11	12.240	1.350	-88,97
POLAND	243	0	-100	21.254	0	-100
ROMANIA	0	2.700	-	0	450	-
ESTONIA	100	0	-100	2.104	0	-100
MALTA	0	435	-	0	2.618	-
SLOVAKIA	0	31.827	-	0	335.710	-
CZECH REPUBLIC	127	0	-100	12.086	0	-100
-SUKU CADANG KENDARAAN	13.129.494	14.126.321	7,59	74.562.752	83.626.545	12,16
JAPAN	2.359.764	3.404.134	44,26	12.640.966	18.120.955	43,35
HONG KONG	11.410	13.424	17,65	111.571	71.938	-35,52
KOREA, REPUBLIC OF	1.434	11.343	691	13.382	45.706	241,55
TAIWAN	364.572	209.208	-42,62	2.577.061	1.322.259	-48,69
CHINA	244.847	417.528	70,53	1.643.447	2.247.959	36,78
PAPUA NEW GUINEA	9	3	-66,67	86	16	-81,4
THAILAND	1.482.099	1.574.737	6,25	9.735.121	10.326.158	6,07
SINGAPORE	1.391.241	1.255.633	-9,75	8.806.820	7.639.109	-13,26
PHILIPPINES	1.093.342	434.404	-60,27	6.696.736	2.646.179	-60,49
MALAYSIA	2.989.093	2.681.425	-10,29	13.343.229	13.729.002	2,89
MYANMAR (FORM. BURM)	14.604	14.605	0,01	82.131	80.383	-2,13
CAMBODIA	19.100	0	-100	38.958	0	-100
BRUNEI DARUSSALAM	474	32.778	6815,19	2.443	166.189	6702,66
VIET NAM	289.547	499.808	72,62	2.846.675	2.797.011	-1,74
MALDIVES	26	0	-100	183	0	-100
INDIA	143.021	87.357	-38,92	949.326	500.098	-47,32
PAKISTAN	179.258	98.701	-44,94	675.056	469.491	-30,45
BANGLADESH	11.979	31.955	166,76	31.145	32.873	5,55
SRI LANKA	0	19.746	-	0	73.934	-
SAUDI ARABIA	0	957	-	0	8.114	-
KUWAIT	0	1.617	-	0	20.468	-
JORDAN	27.598	11.262	-59,19	87.828	41.646	-52,58
LEBANON	9.660	0	-100	31.500	0	-100
OMAN	0	48.111	-	0	44.110	-
SYRIA ARAB REPUBLIC	10.216	0	-100	13.847	0	-100
TURKEY	45.274	17.334	-61,71	117.545	51.928	-55,82
UNITED ARAB EMIRATES	25.750	47.511	84,51	76.699	95.552	24,58
BAHRAIN	0	336	-	0	5.293	-
EGYPT	42.738	19.156	-55,18	142.991	79.427	-44,45
TUNISIA	0	12.999	-	0	20.480	-
MOZAMBIQUE	0	3.698	-	0	44.734	-
GUINEA	0	44	-	0	15	-
NIGERIA	16.786	0	-100	10.730	0	-100
COTE D'IVOIRE	0	85	-	0	2.490	-

TABEL 5. PERKEMBANGAN EKSPOR INDONESIA MENURUT KOMODITI DAN NEGARA TUJUAN

JENIS BARANG	BERAT BERSIH (KG)		PERUBAHAN	NILAI FOB (US \$)		Perubahan
	JAN - JAN 2005	JAN - JAN 2006	%	JAN - JAN 2005	JAN - JAN 2006	%
(1)	(2)	(3)	(4)	(5)	(6)	(7)
SOUTH AFRICA	5.925	58.600	889,03	33.971	545.281	1505,14
AUSTRALIA	60.266	62.359	3,47	474.982	603.179	26,99
NEW ZEALAND	0	620	-	0	3.000	-
SAINT VINCENT AND THE	0	6	-	0	106	-
FIJI	4	381	9425	42	3.503	8240,48
EAST TIMOR	11.849	3.886	-67,2	6.065	3.766	-37,91
UNITED STATES	534.624	1.154.564	115,96	4.088.743	10.890.107	166,34
CANADA	25.296	5.347	-78,86	113.023	48.846	-56,78
MEXICO	26.477	30.842	16,49	46.128	58.301	26,39
GUATEMALA	3.840	957	-75,08	35.000	10.291	-70,6
HONDURAS	13.819	0	-100	45.780	0	-100
NICARAGUA	0	541	-	0	5.676	-
CHILE	0	941	-	0	15.187	-
VENEZUELA	7	0	-100	66	0	-100
ARGENTINA	19.414	133.956	590	348.396	590.871	69,6
BRAZIL	94.591	72.336	-23,53	677.620	632.633	-6,64
COLOMBIA	7.070	22.013	211,36	23.182	233.405	906,84
PERU	15.093	726	-95,19	18.928	7.955	-57,97
TRINIDAD AND TOBAGO	0	1.186	-	0	12.469	-
PUERTO RICO	0	4.000	-	0	40.122	-
EL SALVADOR	0	949	-	0	7.404	-
COSTA RICA	0	309	-	0	3.121	-
BARBADOS	0	316	-	0	2.490	-
ANTIGUA AND BARBUDA	0	208	-	0	2.198	-
ARUBA	0	541	-	0	5.818	-
BERMUDA	0	167	-	0	1.108	-
DOMINICA	0	82	-	0	1.991	-
FRENCH POLYNESIA	0	50	-	0	1.203	-
NETHERLANDS ANTILLES	0	93	-	0	582	-
UNITED KINGDOM	447.414	527.906	17,99	3.223.517	4.824.083	49,65
NETHERLANDS	117.833	145.355	23,36	480.963	624.253	29,79
FRANCE	303	100	-67	2.169	1.477	-31,9
GERMANY, FED. REP. OF	285.310	472.775	65,71	1.130.637	1.576.554	39,44
AUSTRIA	20.221	0	-100	85.770	0	-100
BELGIUM	93.863	1.530	-98,37	366.606	16.486	-95,5
SWITZERLAND	13.862	24	-99,83	102.512	490	-99,52
DENMARK	52.333	34.985	-33,15	214.298	161.415	-24,68
NORWAY	97.189	32.691	-66,36	381.643	143.763	-62,33
SWEDEN	128.316	74.554	-41,9	550.764	347.081	-36,98
FINLAND	106.207	78.253	-26,32	411.386	342.156	-16,83
ITALY	64.179	139.240	116,96	388.362	497.845	28,19
SPAIN	27.815	32.015	15,1	302.134	256.917	-14,97
PORTUGAL	5.248	0	-100	25.675	0	-100
GREECE	7.859	12.612	60,48	33.185	98.242	196,04
HUNGARY	21.130	54.618	158,49	106.970	249.975	133,69
POLAND	20.312	13.788	-32,12	63.323	71.678	13,19
LITHUANIA	13.285	0	-100	57.536	0	-100
RUSSIA FEDERATION	14.698	0	-100	47.900	0	-100
-UBI KAYU OLAHAN	8.896.562	4.530.153	-49,08	1.569.774	501.272	-68,07
JAPAN	0	29.897	-	0	20.849	-
TAIWAN	0	3.279	-	0	1.025	-
CHINA	8.851.700	4.273.005	-51,73	1.561.248	443.885	-71,57
MALAYSIA	44.560	223.972	402,63	8.066	35.513	340,28
AUSTRALIA	302	0	-100	460	0	-100
-INDUSTRI LAINNYA	125.442.171	96.819.880	-22,82	202.943.339	238.005.851	17,28
JAPAN	10.006.981	9.313.297	-6,93	28.472.178	28.165.803	-1,08
HONG KONG	1.449.046	1.295.365	-10,61	2.421.347	3.455.631	42,72
KOREA, REPUBLIC OF	4.803.990	3.636.120	-24,31	4.440.977	5.764.744	29,81
TAIWAN	8.478.453	5.028.603	-40,69	5.024.471	3.904.949	-22,28
CHINA	19.968.964	11.523.095	-42,29	10.359.947	8.968.423	-13,43
MONGOLIA	62.680	0	-100	107.030	0	-100

TABEL 5. PERKEMBANGAN EKSPOR INDONESIA MENURUT KOMODITI DAN NEGARA TUJUAN

JENIS BARANG	BERAT BERSIH (KG)		PERUBAHAN	NILAI FOB (US \$)		Perubahan
	JAN - JAN 2005	JAN - JAN 2006	%	JAN - JAN 2005	JAN - JAN 2006	%
(1)	(2)	(3)	(4)	(5)	(6)	(7)
MACAU	92	0	-100	1.004	0	-100
PAPUA NEW GUINEA	235.077	63.554	-72,96	259.705	44.751	-82,77
THAILAND	4.339.713	6.133.800	41,34	11.664.128	21.553.020	84,78
SINGAPORE	15.790.201	12.336.341	-21,87	37.377.935	52.966.494	41,71
PHILIPPINES	3.828.030	1.959.117	-48,82	5.449.782	4.677.624	-14,17
MALAYSIA	16.346.066	7.735.530	-52,68	15.140.039	19.179.303	26,68
MYANMAR (FORM. BURM	250.569	476.876	90,32	248.247	199.946	-19,46
CAMBODIA	104.612	19.862	-81,01	123.647	26.337	-78,7
BRUNEI DARUSSALAM	100.291	63.692	-36,49	82.154	106.904	30,13
LAO PEOPLE'S DEMOCRAI	0	41.005	-	0	877.329	-
NEPAL	20.000	2.875	-85,63	4.484	25.250	463,11
VIET NAM	2.171.643	2.804.779	29,15	4.643.974	4.814.538	3,67
MALDIVES	159.523	237.755	49,04	121.418	62.476	-48,54
INDIA	3.258.409	4.130.321	26,76	5.273.015	8.025.326	52,2
PAKISTAN	773.665	618.377	-20,07	485.431	395.993	-18,42
BANGLADESH	781.355	356.901	-54,32	644.042	601.164	-6,66
SRI LANKA	1.173.821	1.372.128	16,89	1.310.721	1.635.949	24,81
AFGHANISTAN	0	1.692	-	0	1.295	-
IRAN (ISLAMIC REPUBLIC	665.065	364.055	-45,26	414.854	310.880	-25,06
SAUDI ARABIA	1.732.235	2.843.165	64,13	2.163.878	1.936.118	-10,53
KUWAIT	941.048	212.169	-77,45	183.868	108.293	-41,1
JORDAN	33.425	20.215	-39,52	77.241	57.580	-25,45
LEBANON	98.003	47.151	-51,89	56.690	69.387	22,4
YEMEN	24.733	26.397	6,73	25.318	76.396	201,75
OMAN	28.295	99.682	252,3	22.018	205.427	833
SYRIA ARAB REPUBLIC	40.326	384	-99,05	73.624	227	-99,69
TURKEY	286.631	291.867	1,83	279.472	518.448	85,51
UNITED ARAB EMIRATES	688.568	1.122.875	63,07	1.005.249	2.798.950	178,43
QATAR	242.671	280.224	15,47	76.751	104.467	36,11
BAHRAIN	36.199	47.656	31,65	124.122	12.659	-89,8
CYPRUS	29.119	13.558	-53,44	9.238	12.961	40,3
EGYPT	37.145	120.699	224,94	122.895	113.368	-7,75
LIBYAN ARAB JAMAHIRIY	75.910	421.624	455,43	312.953	616.518	97
TUNISIA	3.404	0	-100	8.696	0	-100
ALGERIA	789.383	491.626	-37,72	1.868.054	914.339	-51,05
SUDAN	7.832	60.324	670,22	91.859	93.545	1,84
ERITREA	335	0	-100	890	0	-100
TANZANIA, UNITED REPU	29.609	100.000	237,74	54.060	16.325	-69,8
MADAGASCAR	43.014	65	-99,85	20.537	114	-99,44
KENYA	189.200	171.727	-9,24	202.943	149.459	-26,35
REUNION	202.730	123.315	-39,17	44.387	154.516	248,11
EQUATORIAL GUINEA	0	9.020	-	0	12.088	-
TOGO	34.960	0	-100	29.900	0	-100
GHANA	205.965	56.007	-72,81	197.117	124.653	-36,76
GUINEA	19.608	194.676	892,84	15.580	176.903	1035,45
ANGOLA	81.072	194.400	139,79	80.580	190.080	135,89
CONGO	50.285	50.290	0,01	46.708	52.178	11,71
CAMEROON	75.942	0	-100	65.445	0	-100
NIGERIA	117.748	271.539	130,61	640.790	564.209	-11,95
SIERRA LEONE	0	3.581	-	0	6.969	-
GABON	1.205	18.300	1418,67	4.736	15.869	235,07
COTE D'IVOIRE	26.316	118.962	352,05	102.106	529.516	418,59
SENEGAL	23.837	28	-99,88	45.239	41	-99,91
MALI	280	0	-100	250	0	-100
BENIN	143.619	102.756	-28,45	120.146	181.659	51,2
BURKINA FASO	8.772	0	-100	34.035	0	-100
GAMBIA	0	461	-	0	386	-
U.S. VIRGIN ISLANDS	466	390	-16,31	1.120	4.790	327,68
SEYCHELLES	27.258	131.164	381,19	20.500	40.077	95,5
UGANDA	42.093	129	-99,69	173.282	2.638	-98,48
NIGER	18.816	865	-95,4	16.800	1.370	-91,85

TABEL 5. PERKEMBANGAN EKSPOR INDONESIA MENURUT KOMODITI DAN NEGARA TUJUAN

JENIS BARANG	BERAT BERSIH (KG)		PERUBAHAN	NILAI FOB (US \$)		Perubahan
	JAN - JAN 2005	JAN - JAN 2006	%	JAN - JAN 2005	JAN - JAN 2006	%
(1)	(2)	(3)	(4)	(5)	(6)	(7)
DJIBOUTI	40.424	0	-100	28.176	0	-100
SWAZILAND	9.869	8.058	-18,35	40.449	36.131	-10,68
SOUTH AFRICA	1.007.755	866.445	-14,02	442.475	1.591.868	259,76
MALAWI	56.336	0	-100	55.080	0	-100
MAURITIUS	3.630	29.523	713,31	9.229	31.218	238,26
VIRGIN ISLANDS (BRITISH	163	0	-100	343	0	-100
AUSTRALIA	4.175.684	3.510.025	-15,94	6.048.711	5.519.968	-8,74
NEW ZEALAND	831.017	552.467	-33,52	755.474	623.804	-17,43
MICRONESIA, FEDERATEI	2.778	53	-98,09	869	210	-75,83
GUAM	735	2.160	193,88	1.669	6.207	271,9
PALAU	2.150	0	-100	1.694	0	-100
NEW CALEDONIA	98.331	987.809	904,58	197.761	248.161	25,49
NORTHERN MARIANA ISL	507	9.265	1727,42	572	25.328	4327,97
SAINT VINCENT AND THE	1.450	0	-100	934	0	-100
VANUATU	19	429	2157,89	32	843	2534,38
WALLIS AND FUTUNA ISL	0	24	-	0	32	-
AMERICAN SAMOA	0	700	-	0	500	-
COOK ISLANDS	44	605	1275	480	1.104	130
FIJI	181.311	51.359	-71,67	61.239	15.606	-74,52
KIRIBATI	7.220	0	-100	7.125	0	-100
SAMOA	0	213	-	0	2.117	-
SOLOMON ISLANDS	11.080	8.941	-19,31	12.011	109.211	809,26
TONGA	10.509	33.301	216,88	10.481	36.706	250,21
CHRISTMAS ISLANDS	0	245	-	0	942	-
EAST TIMOR	470.399	181.106	-61,5	209.408	191.164	-8,71
UNITED STATES	6.088.132	5.155.282	-15,32	26.906.607	22.883.916	-14,95
CANADA	564.423	2.013.876	256,8	1.134.366	2.341.337	106,4
MEXICO	198.274	177.803	-10,32	742.316	698.712	-5,87
GUATEMALA	0	4.159	-	0	55.006	-
HONDURAS	360	0	-100	4.618	0	-100
PANAMA	14.167	178.866	1162,55	86.476	412.921	377,5
CUBA	28.014	0	-100	81.391	0	-100
SURINAME	7.808	0	-100	14.757	0	-100
CHILE	209.592	4.139	-98,03	86.181	20.376	-76,36
VENEZUELA	368.008	538	-99,85	55.693	14.784	-73,45
ARGENTINA	33.506	27.060	-19,24	284.748	227.363	-20,15
BRAZIL	59.825	104.787	75,16	252.681	485.429	92,11
COLOMBIA	66.599	405	-99,39	80.279	15.246	-81,01
URUGUAY	391	229	-41,43	5.937	1.640	-72,38
ECUADOR	143.600	12.781	-91,1	51.310	47.900	-6,65
PERU	54.000	22.864	-57,66	45.290	96.836	113,81
GUYANA	17.155	0	-100	25.000	0	-100
TRINIDAD AND TOBAGO	54.057	6.204	-88,52	90.195	29.756	-67,01
JAMAICA	21	3.054	14442,86	132	556	321,21
PUERTO RICO	1.434	4.240	195,68	10.518	18.685	77,65
BELIZE	0	14.500	-	0	14.343	-
DOMINICAN REPUBLIC	808	1.711	111,76	1.316	2.211	68,01
EL SALVADOR	15.352	5.431	-64,62	84.238	27.864	-66,92
COSTA RICA	43.087	97.793	126,97	14.904	41.227	176,62
HAITI	10.000	20.000	100	18.000	36.000	100
BARBADOS	0	7.158	-	0	9.280	-
ANTIGUA AND BARBUDA	600	0	-100	16.439	0	-100
ANGUILLA	5.106	0	-100	12.654	0	-100
CAYMAN ISLANDS	80.666	0	-100	17.816	0	-100
FRENCH POLYNESIA	40.354	36.377	-9,86	81.718	9.284	-88,64
MARTINIQUE	213	608	185,45	82	3.734	4453,66
NETHERLANDS ANTILLES	3.823	963	-74,81	2.196	12.543	471,17
TURKS AND CAICOS ISLA	0	1.605	-	0	461	-
GUADELOUPE	4.808	3.096	-35,61	22.289	9.171	-58,85
UNITED KINGDOM	583.347	536.936	-7,96	2.607.569	2.306.835	-11,53
NETHERLANDS	1.528.693	571.294	-62,63	2.230.027	2.359.764	5,82

TABEL 5. PERKEMBANGAN EKSPOR INDONESIA MENURUT KOMODITI DAN NEGARA TUJUAN

JENIS BARANG	BERAT BERSIH (KG)		PERUBAHAN	NILAI FOB (US \$)		Perubahan
	JAN - JAN 2005	JAN - JAN 2006	%	JAN - JAN 2005	JAN - JAN 2006	%
(1)	(2)	(3)	(4)	(5)	(6)	(7)
FRANCE	415.848	664.037	59,68	1.592.265	3.579.717	124,82
GERMANY, FED. REP. OF	755.708	748.127	-1	4.967.754	5.161.028	3,89
AUSTRIA	75.583	111.316	47,28	533.960	548.103	2,65
BELGIUM	535.907	642.107	19,82	2.732.973	2.487.560	-8,98
SWITZERLAND	33.029	23.207	-29,74	232.013	128.784	-44,49
LUXEMBOURG	16.830	0	-100	136.250	0	-100
DENMARK	114.540	308.453	169,3	656.249	1.523.620	132,17
NORWAY	3.137.998	94.391	-96,99	917.730	734.671	-19,95
SWEDEN	99.018	161.228	62,83	544.316	801.751	47,3
FINLAND	92.798	92.910	0,12	589.514	736.592	24,95
IRELAND	8.828	8.356	-5,35	24.582	35.133	42,92
ITALY	1.173.341	820.440	-30,08	2.897.059	3.556.026	22,75
SPAIN	297.103	233.788	-21,31	426.125	994.920	133,48
PORTUGAL	14.833	3.914	-73,61	36.491	18.996	-47,94
GREECE	82.293	113.699	38,16	419.308	282.314	-32,67
HUNGARY	1.391	6.985	402,16	2.142	17.044	695,7
POLAND	55.624	63.874	14,83	334.537	510.360	52,56
ROMANIA	0	6.504	-	0	33.407	-
BULGARIA	0	1	-	0	14	-
YUGOSLAVIA	47	0	-100	13.513	0	-100
UKRAINE	23.920	65.866	175,36	14.428	29.522	104,62
LITHUANIA	630	0	-100	11.003	0	-100
ESTONIA	0	124.500	-	0	16.910	-
CROATIA	8.800	2.511	-71,47	39.084	16.259	-58,4
SLOVAKIA	0	6.832	-	0	169.335	-
SLOVENIA	52.000	28.617	-44,97	49.300	23.169	-53
CZECH REPUBLIC	3.686	1.595	-56,73	21.762	25.286	16,19
RUSSIA FEDERATION	98.479	67.704	-31,25	309.419	324.378	4,83
BIJI TEMBAGA	132.053.185	200.251.115	51,64	188.090.661	387.859.091	106,21
JAPAN	50.191.614	57.911.487	15,38	68.039.803	100.319.053	47,44
KOREA, REPUBLIC OF	23.432.227	0	-100	32.136.830	0	-100
CHINA	0	24.989.836	-	0	40.109.823	-
PHILIPPINES	0	41.615.358	-	0	78.546.030	-
INDIA	21.757.344	0	-100	30.710.844	0	-100
SPAIN	36.672.000	75.734.434	106,52	57.203.184	168.884.185	195,24
BIJI NIKEL	239.977.000	271.707.000	13,22	9.364.523	11.071.553	18,23
JAPAN	193.054.000	133.800.000	-30,69	8.585.882	5.202.056	-39,41
AUSTRALIA	46.923.000	0	-100	778.641	0	-100
GREECE	0	47.591.000	-	0	2.131.545	-
UKRAINE	0	90.316.000	-	0	3.737.952	-
BAUKSIT	171.978.486	294.996.323	71,53	2.637.685	2.682.276	1,69
JAPAN	76.754.226	78.619.000	2,43	890.562	735.038	-17,46
CHINA	70.429.260	216.377.323	207,23	763.227	1.947.238	155,13
NETHERLANDS	24.795.000	0	-100	983.896	0	-100
BIJI TIMAH/TIN	1.174.400	3.500	-99,7	331.990	53.640	-83,84
THAILAND	707.400	0	-100	141.480	0	-100
SINGAPORE	360.000	0	-100	99.000	0	-100
TURKEY	80.000	0	-100	88.000	0	-100
GERMANY, FED. REP. OF	27.000	0	-100	3.510	0	-100
SWEDEN	0	3.500	-	0	53.640	-
BATU BARA	8.092.934.151	16.075.374.122	98,63	229.004.899	556.670.263	143,08
JAPAN	1.296.860.000	3.519.637.693	171,4	44.051.199	144.148.908	227,23
HONG KONG	596.764.227	929.219.001	55,71	17.592.046	28.948.802	64,56
KOREA, REPUBLIC OF	807.437.000	2.480.434.821	207,2	19.257.921	78.715.998	308,75
TAIWAN	968.000.949	2.296.620.000	137,25	32.750.946	78.777.493	140,54
CHINA	92.425.000	271.393.741	193,64	1.833.756	7.499.168	308,95
THAILAND	512.133.145	384.608.807	-24,9	13.725.945	12.738.187	-7,2
SINGAPORE	4	53.501.024	1337525500	14	1.787.512	12767842,86
PHILIPPINES	156.235.541	308.845.777	97,68	5.065.066	13.217.772	160,96
MALAYSIA	732.799.801	729.887.324	-0,4	18.698.970	21.470.149	14,82
VIET NAM	0	49.100.000	-	0	1.684.130	-

TABEL 5. PERKEMBANGAN EKSPOR INDONESIA MENURUT KOMODITI DAN NEGARA TUJUAN

JENIS BARANG	BERAT BERSIH (KG)		PERUBAHAN	NILAI FOB (US \$)		Perubahan
	JAN - JAN 2005	JAN - JAN 2006	%	JAN - JAN 2005	JAN - JAN 2006	%
(1)	(2)	(3)	(4)	(5)	(6)	(7)
INDIA	1.309.168.680	1.898.899.196	45,05	33.230.263	54.291.574	63,38
PAKISTAN	77.517.000	86.139.050	11,12	2.032.608	2.788.423	37,18
MOROCCO	0	62.242.000	-	0	2.396.317	-
LIBERIA	64.328.000	0	-100	1.460.245	0	-100
NEW ZEALAND	88.146.000	60.967.800	-30,83	1.549.671	1.759.674	13,55
UNITED STATES	139.753.000	175.598.000	25,65	3.011.676	5.190.476	72,35
CHILE	43.435.000	215.099.677	395,22	1.130.710	7.402.430	554,67
UNITED KINGDOM	0	199.870.000	-	0	4.815.288	-
NETHERLANDS	136.388.000	677.755.000	396,93	3.220.595	27.964.202	768,29
FRANCE	70.805.000	69.458.000	-1,9	1.415.959	3.854.919	172,25
SWITZERLAND	0	201.165.763	-	0	6.683.722	-
IRELAND	136.303.000	168.971.000	23,97	8.648.425	9.649.933	11,58
ITALY	555.381.000	743.815.000	33,93	13.344.542	27.580.644	106,68
SPAIN	204.596.000	278.202.448	35,98	4.781.175	7.594.874	58,85
CROATIA	67.834.000	68.239.000	0,6	1.763.684	2.722.736	54,38
SLOVENIA	36.623.804	145.704.000	297,84	439.483	2.986.932	579,65
GRANIT	582.427.325	364.705.767	-37,38	2.235.574	1.309.580	-41,42
JAPAN	1.329	0	-100	1.320	0	-100
SINGAPORE	582.425.996	364.705.767	-37,38	2.234.254	1.309.580	-41,39
PASIR ALAM	236.349.540	178.373.436	-24,53	510.432	1.394.630	173,23
KOREA, REPUBLIC OF	37	0	-100	37	0	-100
CHINA	138.000	4.231.807	2966,53	6.429	1.061.736	16414,79
THAILAND	0	20.812	-	0	4.456	-
SINGAPORE	214.931.503	174.100.709	-19	431.566	326.370	-24,38
PHILIPPINES	4.000.000	20.000	-99,5	40.000	2.000	-95
MALAYSIA	17.280.000	0	-100	32.400	0	-100
AUSTRALIA	0	48	-	0	48	-
UNITED STATES	0	60	-	0	20	-
HASIL TAMBANG LAIN	390.178.485	359.296.533	-7,91	7.114.122	7.127.606	0,19
JAPAN	4.636.963	1.359.925	-70,67	332.252	170.999	-48,53
HONG KONG	692.896	15.203.745	2094,23	56.406	242.586	330,07
KOREA, REPUBLIC OF	1.912.028	1.970.550	3,06	155.339	352.174	126,71
TAIWAN	18.535.645	8.086.523	-56,37	287.052	184.686	-35,66
CHINA	137.482.632	149.047.446	8,41	4.092.409	3.292.063	-19,56
MACAU	24.999	0	-100	9.250	0	-100
THAILAND	2.241.522	3.135.201	39,87	153.758	313.459	103,87
SINGAPORE	213.543.955	174.414.379	-18,32	844.060	415.016	-50,83
PHILIPPINES	874.000	929.936	6,4	152.209	200.381	31,65
MALAYSIA	3.815.881	957.962	-74,9	252.034	80.538	-68,04
CAMBODIA	1.097.590	382.954	-65,11	112.177	31.489	-71,93
VIET NAM	1.613.081	930.414	-42,32	102.594	57.918	-43,55
INDIA	138.490	60.045	-56,64	3.708	9.800	164,29
BANGLADESH	1.864.230	2.022.290	8,48	231.145	181.769	-21,36
SRI LANKA	18.000	0	-100	1.620	0	-100
IRAN (ISLAMIC REPUBLIC	0	60.000	-	0	7.350	-
TURKEY	24.000	0	-100	1.200	0	-100
TANZANIA, UNITED REPU	0	60.000	-	0	11.022	-
KENYA	38.000	118.000	210,53	6.831	23.442	243,17
NIGERIA	0	60.000	-	0	13.560	-
SENEGAL	44.000	0	-100	2.354	0	-100
SOUTH AFRICA	185.226	82.966	-55,21	18.178	6.202	-65,88
AUSTRALIA	84.527	145.650	72,31	14.027	46.581	232,08
NEW ZEALAND	20.000	21.249	6,25	3.500	3.187	-8,94
FIJI	483.000	0	-100	68.399	0	-100
UNITED STATES	235.330	183.208	-22,15	145.947	189.771	30,03
CANADA	17.655	253	-98,57	16.458	542	-96,71
BRAZIL	0	18.750	-	0	4.060	-
MARTINIQUE	0	34	-	0	159	-
UNITED KINGDOM	298.218	12	-100	18.079	10	-99,94
NETHERLANDS	0	43.818	-	0	132.416	-
FRANCE	12.875	332	-97,42	15.084	363	-97,59

TABEL 5. PERKEMBANGAN EKSPOR INDONESIA MENURUT KOMODITI DAN NEGARA TUJUAN

JENIS BARANG	BERAT BERSIH (KG)		PERUBAHAN	NILAI FOB (US \$)		Perubahan
	JAN - JAN 2005	JAN - JAN 2006	%	JAN - JAN 2005	JAN - JAN 2006	%
(1)	(2)	(3)	(4)	(5)	(6)	(7)
BELGIUM	0	874	-	0	1.155.917	-
SWITZERLAND	243.685	0	-100	17.702	0	-100
ITALY	57	0	-100	350	0	-100
GREECE	0	17	-	0	146	-
BARANG-BARANG SENI	223.480	176.722	-20,92	392.985	416.496	5,98
JAPAN	1.873	15.678	737,05	5.088	21.086	314,43
HONG KONG	11	1.189	10709,09	25	9.521	37984
KOREA, REPUBLIC OF	0	235	-	0	345	-
TAIWAN	5.296	1.946	-63,26	13.316	9.074	-31,86
THAILAND	0	89	-	0	50	-
SINGAPORE	2.350	2.659	13,15	12.254	14.335	16,98
MALAYSIA	1.829	11.892	550,19	57.015	13.016	-77,17
BRUNEI DARUSSALAM	58	0	-100	1.241	0	-100
MALDIVES	11	0	-100	51	0	-100
INDIA	31	2.720	8674,19	200	2.522	1161
SRI LANKA	0	170	-	0	810	-
KUWAIT	14	20.000	142757,14	44	1.100	2400
YEMEN	0	279	-	0	418	-
TURKEY	16.219	0	-100	24.821	0	-100
UNITED ARAB EMIRATES	0	3.096	-	0	2.656	-
CYPRUS	1.566	0	-100	1.928	0	-100
MOROCCO	48	0	-100	16	0	-100
MADAGASCAR	293	0	-100	789	0	-100
REUNION	635	0	-100	1.292	0	-100
GABON	115	0	-100	107	0	-100
SOUTH AFRICA	25	0	-100	43	0	-100
AUSTRALIA	9.802	19.607	100,03	17.007	42.866	152,05
NEW ZEALAND	102.410	761	-99,26	47.209	820	-98,26
NEW CALEDONIA	35	0	-100	78	0	-100
VANUATU	0	330	-	0	621	-
COOK ISLANDS	0	3.574	-	0	7.059	-
FIJI	0	1.212	-	0	2.176	-
UNITED STATES	12.629	24.482	93,86	42.932	110.534	157,46
CANADA	3	835	27733,33	80	2.198	2647,5
ARGENTINA	601	0	-100	365	0	-100
PUERTO RICO	0	6	-	0	29	-
EL SALVADOR	0	235	-	0	482	-
COSTA RICA	0	1.033	-	0	503	-
CAYMAN ISLANDS	0	22	-	0	894	-
DOMINICA	387	0	-100	420	0	-100
FRENCH POLYNESIA	168	1.031	513,69	479	1.064	122,13
MARTINIQUE	0	117	-	0	540	-
NETHERLANDS ANTILLES	75	3	-96	2.266	90	-96,03
GUADELOUPE	0	161	-	0	440	-
UNITED KINGDOM	7.814	2.854	-63,48	6.086	40.135	559,46
NETHERLANDS	1.834	2.542	38,6	6.306	5.910	-6,28
FRANCE	2.275	13.673	501,01	10.855	24.497	125,67
GERMANY, FED. REP. OF	9.056	5.167	-42,94	15.914	15.433	-3,02
AUSTRIA	240	273	13,75	14.057	925	-93,42
BELGIUM	17.000	8.705	-48,79	23.148	20.773	-10,26
SWITZERLAND	150	1	-99,33	726	20	-97,25
DENMARK	3	0	-100	40	0	-100
SWEDEN	8	2.107	26237,5	232	1.110	378,45
IRELAND	0	1.640	-	0	1.402	-
ITALY	9.707	5.537	-42,96	28.933	13.285	-54,08
SPAIN	17.706	20.472	15,62	56.485	45.257	-19,88
PORTUGAL	0	74	-	0	768	-
GREECE	809	148	-81,71	789	1.572	99,24
ROMANIA	0	41	-	0	70	-
BULGARIA	0	126	-	0	90	-
MALTA	394	0	-100	348	0	-100

TABEL 5. PERKEMBANGAN EKSPOR INDONESIA MENURUT KOMODITI DAN NEGARA TUJUAN

JENIS BARANG	BERAT BERSIH (KG)		PERUBAHAN	NILAI FOB (US \$)		Perubahan
	JAN - JAN 2005	JAN - JAN 2006	%	JAN - JAN 2005	JAN - JAN 2006	%
(1)	(2)	(3)	(4)	(5)	(6)	(7)
LAINNYA	192	18	-90,63	4.616	7.011	51,88
JAPAN	86	17	-80,23	1.144	7.000	511,89
SINGAPORE	44	0	-100	2.099	0	-100
UNITED STATES	10	1	-90	106	11	-89,62
GERMANY, FED. REP. OF	52	0	-100	1.267	0	-100
TOTAL EKSPOR	18.199.471.723	26.286.164.720	44,43	6.132.281.273	7.558.593.732	23,26

<https://www.bps.go.id>