

KATA PENGANTAR

Publikasi Statistik Impor Maret merupakan kelanjutan dari publikasi sebelumnya yang diterbitkan secara bulanan oleh Badan Pusat Statistik (BPS). Publikasi ini berisi data yang merupakan hasil pengolahan dokumen, baik yang berupa soft copy maupun hard copy. Data yang disajikan dalam publikasi ini, mencakup :

- A. Impor menurut Golongan Barang HS, Golongan Barang SITC, Komoditi (HS), Negara Asal, Pelabuhan Impor, Negara Asal dan Lima Golongan Barang Utama SITC 3 digit, Komoditi tertentu dan Negara Asal Utama
- B. Impor Kawasan Berikat menurut Golongan Barang HS 2 digit, Golongan Barang SITC, Negara Asal, Provinsi dan Pelabuhan Impor

Ucapan terima kasih dan penghargaan yang setinggi-tingginya disampaikan kepada seluruh aparat Bea dan Cukai serta Bank Indonesia yang telah secara teratur dan berkesinambungan mengirimkan dokumen PIB, juga kepada PT. Pertamina yang telah memberikan data impor minyak dan gas secara rutin. Selanjutnya, kepada semua pihak yang telah banyak membantu Badan Pusat Statistik sehingga memungkinkan diterbitkannya publikasi ini, juga disampaikan terima kasih.

Akhirnya, kami mengharapkan semoga publikasi ini dapat bermanfaat bagi pemakai.

Jakarta, Juni 2010
Badan Pusat Statistik
Kepala,

Dr. RUSMAN HERIAWAN
NIP. 340003999

FOREWORD

The monthly publication of import statistics, is a sequential issue from the preceding publication which developed by The BPS-Statistics Indonesia. This Publication contains the data of imports document on both softcopy and hardcopy. The data in this publication covered:

- A. Import by HS Commodity Groups, SITC Commodity Groups, Commodity (HS), Country of Origin, Port of Importation, Country of Origin and Five Major SITC Commodity Group, Certain Commodities import by Main Country of Origin
- B. Bonded Zone import by Commodity 2 Digits HS, by SITC Commodity Group, Country of Origin, by Province and port of Importation

Deeply gratitude and the highest appreciation are due to the Custom Officers and Bank of Indonesia of their contribution of regularly in sending documents, and also to PT. Pertamina for the best cooperation in supporting data of oil and gas so that BPS published this edition successfully.

Finally, it is hoped that this publication would be useful for users.

Jakarta, June 2010
BPS-Statistics Indonesia

Dr. RUSMAN HERIAWAN
Director General

PENJELASAN

1. DAERAH PENCATATAN

Daerah pencatatan statistik dalam publikasi ini meliputi seluruh wilayah Republik Indonesia.

2. SUMBER DOKUMEN

Statistik dikumpulkan berdasarkan dokumen impor (Pemberitahuan Impor Barang (PIB - BC 2.0) dan Pemberitahuan Pengangkutan Barang Impor (PPBI – BC 2.3) yang diisi oleh importir. Dokumen PIB - BC 2.0 dan PPBI - BC 2.3 diterima dari Bea dan Cukai dan berlaku sejak April 1997 berdasarkan Surat Keputusan Menteri Keuangan nomor 101/KMK.05/1997 tanggal 10 Maret 1997.

3. SISTEM PERDAGANGAN

Sistem pencatatan Statistik Perdagangan Luar Negeri mempergunakan Sistem Perdagangan Umum (*the General Trade System*) atau dengan Sistem Perdagangan Khusus (*the Special Trade System*). Dalam Sistem Perdagangan Umum, Kawasan Berikat dianggap sebagai "dalam negeri", sedangkan dalam Sistem Perdagangan Khusus, dianggap sebagai "luar negeri". Sejak Januari 2008, sistem pencatatan Statistik Impor menggunakan Sistem Perdagangan Umum.

4. RUANG LINGKUP

Pencatatan Statistik Impor meliputi seluruh barang-barang yang masuk ke wilayah Indonesia.

5. KASUS KHUSUS

Sebagian impor kapal laut dan pesawat beserta suku cadangnya termasuk dalam Statistik Impor.

Barang-barang luar negeri yang diolah atau diperbaiki didalam negeri tetap dicatat sebagai barang impor, meskipun setelah barang tersebut selesai diproses akan kembali ke luar negeri (*re-ekspor*).

Barang-barang di bawah ini tidak termasuk di dalam Statistik Impor:

- a. Pakaian dan barang-barang perhiasan penumpang.
- b. Barang-barang penumpang untuk dipakai sendiri, kecuali lemari es, pesawat TV dan sebagainya.
- c. Barang-barang yang diimpor untuk keperluan perwakilan (kedutaan) suatu negara.
- d. Barang-barang untuk ekspedisi dan ekshibisi/pameran.
- e. Sebagian barang-barang yang langsung diimpor oleh angkatan bersenjata.
- f. Pembungkus/peti kemas.
- g. Uang dan surat-surat berharga.
- h. Barang-barang sebagai contoh.

6. SISTEM PENGOLAHAN

Data dalam publikasi ini mencakup dokumen PIB selama Maret 2010 yang diterima oleh Badan Pusat Statistik sampai akhir April 2010. Sistem pengolahan menggunakan *Carry Over*. Dengan metode ini dokumen-dokumen dari Bea dan Cukai ditunggu selama satu bulan setelah bulan berjalan. Dokumen-dokumen yang datang terlambat akan dimasukkan dalam bulan pengolahan berikutnya.

7. KLASIFIKASI JENIS BARANG

Penggolongan barang yang digunakan di dalam statistik impor adalah klasifikasi Barang Impor yang berdasarkan pada Buku Tarif Bea Masuk Indonesia 2007 (BTBMI 2007) yang mengacu pada amandemen keempat dari World Customs Organization (WCO) sebagai lembaga Internasional yang menyusun klasifikasi Harmonized System (HS). Disamping menggunakan HS sebagai klasifikasi jenis barang, juga digunakan Standard International Trade Classification (SITC) Revisi 4.

8. PERIODE REFERENSI

Periode penentuan impor adalah tanggal penyelesaian dokumen oleh pejabat-pejabat Bea dan Cukai yang terdapat dalam dokumen impor.

9. NILAI BARANG

Nilai barang dinyatakan dalam nilai CIF (US\$) dan nilai Kurs Maret 2010 yang digunakan adalah US\$ 1 = Rp. 9.174,-

10. SATUAN BARANG

Berat barang impor adalah berat bersih dan dinyatakan dalam Kg.

11. NEGARA ASAL

Negara asal adalah negara dimana barang-barang tersebut dihasilkan yang dokumennya setelah diperiksa oleh pejabat Bea dan Cukai dan dinyatakan sesuai dengan peraturan yang berlaku.

EXPLANATORY NOTES

1. AREA RECORDINGS

The statistical recording area in this publication covers the entire territory of the Republic of Indonesia.

2. SOURCE OF DOCUMENTS

Statistics are compiled based on Import Declaration Form (Pemberitahuan Impor Barang (PIB-BC 2.0) or Pemberitahuan Pengangkutan Barang Impor (PPBI-BC 2.3)) of Import documents that are filled by importers. The PIB documents received from Customs and Excise, prevailing on April 1, 1997, based on Minister of Finance Decree No. 101/KMK.05/1997, March 10, 1997.

3. TRADE SYSTEM

The systems of recording Foreign Trade Statistics apply the General Trade System or the Special Trade System. In the General Trade System, the Bonded Zone is regarded as "*Domestic*", while in the Special Trade System; the Bonded Zone is regarded as "*Abroad*". Since January 2008, the systems of recording import Statistics have applied the General Trade System.

4. COVERAGE

The recording Import Statistics covers all goods entering the Indonesian territory.

5. PARTICULAR CASES

5.1 Part of importation of sea vessels and airplanes and their spare parts are included in the Import Statistics.

5.2 Overseas goods which are processed or modified in Indonesian Country are recorded as importation, although after the goods finish process will return to abroad (re-exports).

5.3 The goods here under are not included in the Import Statistics:

- a. Clothes and jewelry of passengers.
- b. Luggage of passengers of own use, except refrigerators, television sets, etc.
- c. Goods imported for the use of foreign countries representations (embassies).
- d. Goods for expeditions and exhibition shows.
- e. A part of the goods directly imported by armed forces.
- f. Packing's containers to be refilled.
- g. Bank notes and securities.
- h. Sample goods.

6. PROCESSING SYSTEM

The data in this publication covers documents of March 2010 were received by the BPS to the end of April, 2010. The documents are processed using a carry over system. The deadline for the acceptance of documents of a certain month is one month after the reference period, which means the end of the following month. The documents accepted after the deadline is considered as the document of the following month.

7. COMMODITY CLASSIFICATION

The classification of goods in this publication applies the 2007 Indonesia's Tariff Classification, based on fourth amendment from World Customs Organization (WCO) as an International Organization who arranged the Classification of Harmonized System (HS). Besides applying the HS, the Standard International Trade Classification (SITC) Revised 4 is also applied in the classification of goods.

8. REFERENCE PERIOD

The period of import determination is the date of settlement/completion by the Customs and Excise Officials as stated in the Import documents.

9. COMMODITY VALUATION

The values recorded, are the CIF value (US\$). The exchange rate use for March 2010, US\$ 1 = Rp. 9.174,-

10. UNIT OF COMMODITY

The net weight imported of goods are present to Kg.

11. COUNTRY OF ORIGIN

Country of origin is the country in which the goods have been produced, after being verified by Customs and Excise Officials, pursuant to the prevailing regulations

DAFTAR ISI/CONTENTS

		Halaman/Page
	KATA PENGANTAR/FOREWORD	iii-iv
	PENJELASAN/EXPLANATORY NOTES	v-viii
	DAFTAR ISI/CONTENTS	Ix
	RINGKASAN/SUMMARY	xi-xix
Tabel/Table	I-1. Import Menurut Golongan Barang HS/ <i>Import by HS Commodity Groups</i> A. Menurut 21 Golongan Barang HS/ <i>By 21 HS Commodity Groups</i>	1
	B. Menurut Golongan Barang 2 Dijit HS/ <i>By Commodity Groups 2 Digit Code HS</i>	2
	C. Menurut 40 Golongan Barang HS Terbesar/ <i>By 40 Biggest Commodities 10 Digit HS Code</i>	3
Tabel/Table	I-2. Impor Menurut Golongan Barang SITC/ <i>Import by SITC Commodity Groups</i>	4-8
Tabel/Table	I-3. Impor Menurut Komoditi (HS)/ <i>Import by Commodity (HS)</i>	9-102
Tabel/Table	I-4. Impor Menurut Negara Asal/ <i>Import by Country of Origin</i>	103-105
Tabel/Table	I-5. Impor Menurut Pelabuhan Impor/ <i>Import by Port of Importation</i>	106-108
Tabel/Table	I-6. Impor Menurut Negara Asal dan Lima Golongan Barang (SITC) Utama/ <i>Import by Country of Origin and Five Major SITC Commodity Group</i>	109-138
Tabel/Table	I-7. Impor Komoditi Tertentu Menurut Negara Asal Utama/ <i>Certain Commodities Import by Main Country of Origin</i>	139-143
Tabel/Table	K1. Import Kawasan Berikat Menurut Golongan Barang 2 Dijit HS/ <i>Bonded Zone Import by Commodity 2 Digits HS</i>	144-145
Tabel/Table	K2. Impor Kawasan Berikat Menurut Golongan Barang SITC/ <i>Bonded Zone Import by SITC Commodity Group</i>	146-151
Tabel/Table	K3. Impor Kawasan Berikat Menurut Negara Asal/ <i>Bonded Zone Import by Country of Origin</i>	152-154
Tabel/Table	K4. Impor Kawasan Berikat Menurut Provinsi dan Pelabuhan Impor/ <i>Bonded Zone Import by Province and Port of Importation</i>	155-156

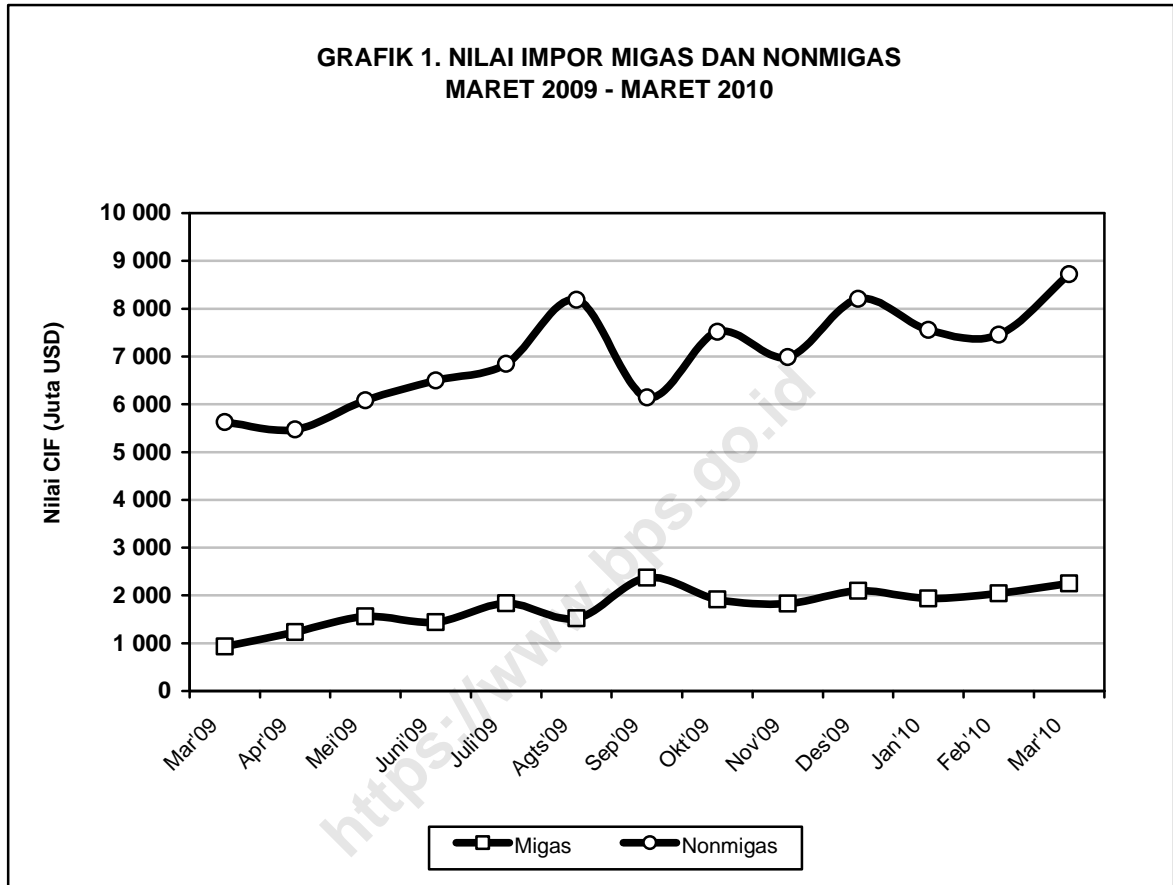
RINGKASAN

Pada Maret 2010 nilai impor mencapai USD10.972,6 juta yang terdiri dari impor melalui Kawasan Berikat sebesar USD1.744,5 juta (15,90 persen) dan di Luar Kawasan Berikat sebesar USD7.306,6 juta (84,10 persen). Nilai impor migas Indonesia mencapai USD2.252,0 juta atau 20,52 persen dari total impor Indonesia. Sedangkan nilai impor nonmigas mencapai USD8.720,6 juta dan memberikan peranan sebesar 79,48 persen terhadap total impor Indonesia.

**TABEL 1. IMPOR MIGAS DAN NONMIGAS
MARET 2009 – MARET 2010**

Tahun/Bulan	Migas		Nonmigas		Total		
	Indonesia	Kawasan Berikat	Indonesia	Kawasan Berikat	Indonesia	Kawasan Berikat	
Nilai CIF (Juta USD)							
2009	Maret	930,0	1,8	5 624,1	1 265,7	6 554,1	1 267,5
	April	1 232,3	1,6	5 474,5	1 246,4	6 706,8	1 248,0
	Mei	1 560,1	4,2	6 081,2	1 398,9	7 641,3	1 403,1
	Juni	1 441,8	3,9	6 493,7	1 502,6	7 935,5	1 506,5
	Juli	1 836,8	12,6	6 846,5	1 585,4	8 683,3	1 598,0
	Agustus	1 519,9	6,4	8 187,4	1 310,2	9 707,3	1 316,6
	September	2 371,3	1,5	6 145,3	1 440,3	8 516,6	1 441,8
	Oktober	1 916,2	6,5	7 513,9	1 458,7	9 430,1	1 465,2
	November	1 830,9	4,0	6 983,8	1 563,1	8 814,7	1 567,1
	Desember	2 095,5	6,3	8 204,4	1 543,5	10 299,9	1 549,8
2010	Januari	1 936,9	0,9	7 553,6	1 542,2	9 490,5	1 543,1
	Februari	2 045,5	14,1	7 452,6	1 599,3	9 498,1	1 613,4
	Maret	2 252,0	13,7	8 720,6	1 730,8	10 972,6	1 744,5
Peranan Terhadap Total Impor (%)							
2009	Maret	14,19	0,14	85,81	99,86	100,00	100,00
	April	18,37	0,13	81,63	99,87	100,00	100,00
	Mei	20,42	0,30	79,58	99,70	100,00	100,00
	Juni	18,17	0,26	81,83	99,74	100,00	100,00
	Juli	21,15	0,79	78,85	99,21	100,00	100,00
	Agustus	15,66	0,49	84,34	99,51	100,00	100,00
	September	27,84	0,10	72,16	99,90	100,00	100,00
	Oktober	20,32	0,44	79,68	99,56	100,00	100,00
	November	20,77	0,26	79,23	99,74	100,00	100,00
	Desember	20,34	0,41	79,66	99,59	100,00	100,00
2010	Januari	20,41	0,06	79,59	99,94	100,00	100,00
	Februari	21,54	0,87	78,46	99,13	100,00	100,00
	Maret	20,52	0,79	79,48	99,21	100,00	100,00

Dari total nilai impor migas Indonesia, impor melalui Kawasan Berikat hanya sebesar USD13,7 juta atau 0,61 persen, sedangkan sisanya sebanyak USD2.238,3 juta (99,39 persen) di Luar Kawasan Berikat. Sementara itu, nilai impor nonmigas di Luar Kawasan Berikat mencapai USD6.989,8 juta atau 80,15 persen dan yang melalui Kawasan Berikat sebesar USD1.730,8 juta (19,85 persen).



Dilihat dari peranannya, selama tiga belas bulan terakhir impor migas memberikan kontribusi rata-rata 20,46 persen per bulan dan impor nonmigas sebesar 79,54 persen per bulan. Sementara itu, pada Maret 2010 peranan impor migas mencapai 20,52 persen yang berarti angka tersebut berada di atas rata-rata. Sebaliknya peranan impor nonmigas berada di bawah rata-rata yaitu 79,48 persen.

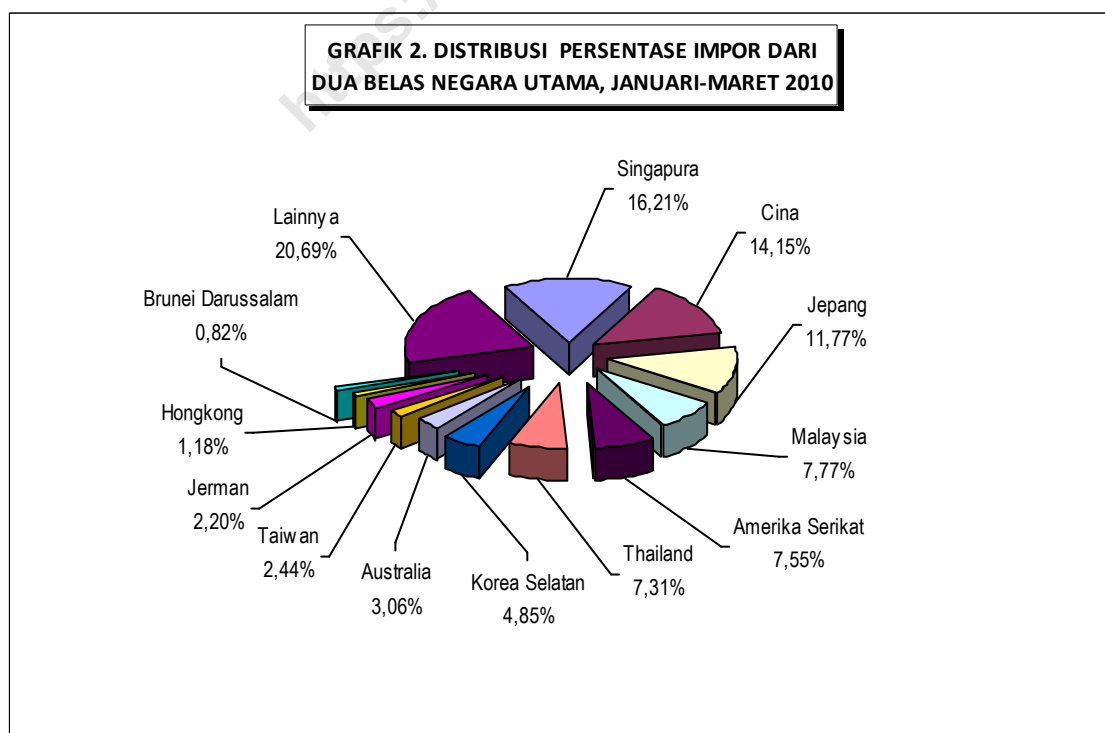
Dengan diterapkannya Sistem Perdagangan Umum (General Trade System) dalam pencatatan statistik impor, secara keseluruhan nilai impor barang yang tercatat mengalami kenaikan yang nyata (signifikan).

**TABEL 2. PERKEMBANGAN IMPOR MIGAS DAN NONMIGAS
JANUARI-MARET, 2006-2010**

Bulan/ Tahun	Nilai (Juta USD)			Peranan (%)			
	Migas	Non-Migas	Total	Migas	Non-Migas	Total	
Jan-Mar :							
SPK :	2006	3 692,1	9 634,9	13 327,0	27,70	72,30	100,00
	2007	4 191,8	11 401,5	15 593,3	26,88	73,12	100,00
SPU :	2008	6 995,1	22 732,5	29 727,6	23,53	76,47	100,00
	2009	3 175,9	15 917,8	19 093,7	16,63	83,37	100,00
	2010	6 234,4	23 726,8	29 961,2	20,81	79,19	100,00

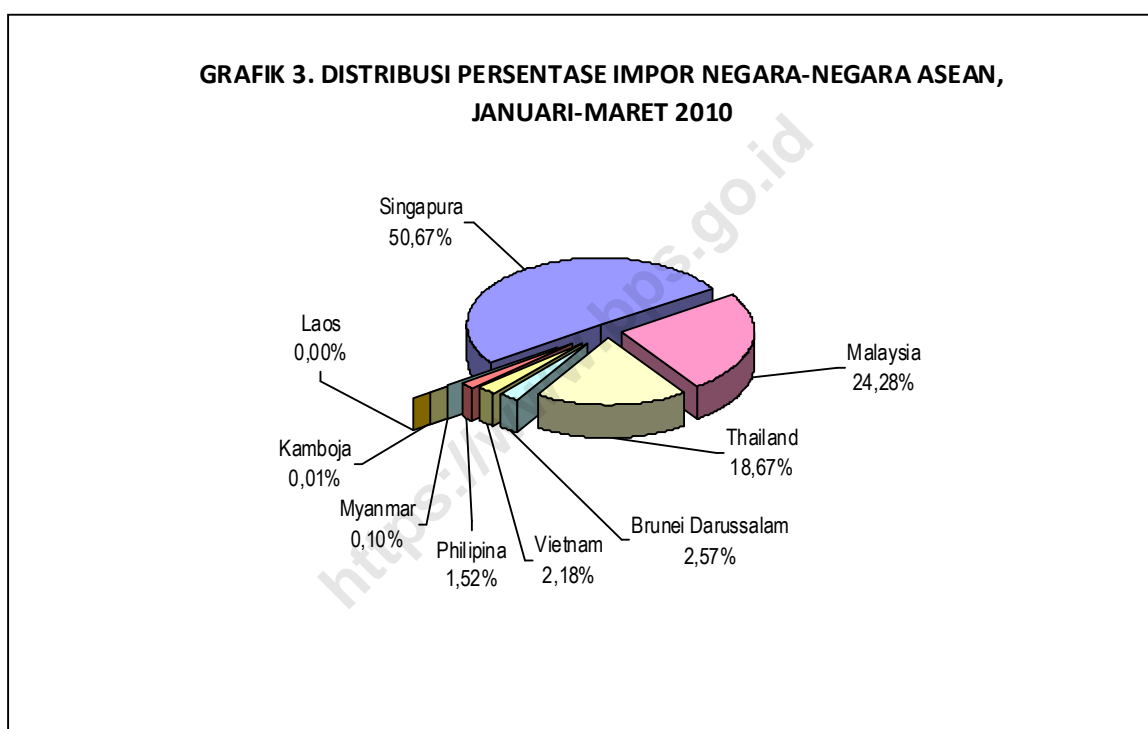
Keterangan : SPK = Sistem Perdagangan Khusus
SPU = Sistem Perdagangan Umum

Impor migas Januari-Maret 2010 sebesar USD6.234,4 juta atau meningkat 96,30 persen jika dibandingkan impor migas periode yang sama tahun sebelumnya. Demikian halnya dengan impor nonmigas Januari-Maret 2010 yaitu sebesar USD23.726,8 juta atau meningkat sebesar 49,06 persen dibanding impor nonmigas Januari-Maret 2009 yang sebesar USD15.917,8 juta. Dilihat dari nilainya, selama Januari-Maret periode 2006-2010 di dominasi oleh impor nonmigas dengan rata-rata peranan sebesar 76,89 persen per tahun. Dengan demikian dapat disimpulkan bahwa perekonomian Indonesia selama ini masih bertumpu pada sektor nonmigas.



Dari keseluruhan nilai impor pada Januari-Maret 2010, 79,31 persen berasal dari dua belas negara utama. Singapura menempati posisi pertama, yaitu 16,21 persen dari total impor Indonesia, diikuti oleh Cina (14,15 persen), Jepang (11,77 persen), Malaysia (7,77 persen), Amerika Serikat (7,55 persen), Thailand (7,31 persen), Korea Selatan (4,85 persen), Australia (3,06 persen), Taiwan (2,44 persen), Jerman (2,20 persen), Hongkong (1,18 persen), dan Brunei Darussalam (0,82 persen).

Impor terbesar pada Januari-Maret 2010 berasal dari kelompok sembilan negara APEC Lainnya yakni mencapai 38,31 persen atau sebesar USD11.478,3 juta. Kelompok negara ASEAN berada di urutan berikutnya dengan peranan sebesar 31,99 persen (USD9.583,4 juta), kemudian diikuti kelompok negara NAFTA sebesar 8,40 persen (USD2.517,7 juta), kelompok negara Uni Eropa 6,97 persen (USD2.088,4 juta), dan kelompok negara lainnya menyumbang 14,33 persen (USD4.293,4 juta).



Jika dilihat impor Indonesia dari kelompok ASEAN, selama Januari-Maret 2010 peranan impor yang paling tinggi adalah dari *Singapura* dengan peranan sebesar 50,67 persen dari total impor ASEAN. *Malaysia* menempati urutan kedua sebesar 24,28 persen, diikuti oleh *Thailand* (18,67 persen), *Brunei Darussalam* (2,57 persen), *Vietnam* (2,18 persen), *Philipina* (1,52 persen), sementara peranan impor dari *Myanmar*, *Kamboja* dan *Laos* masih di bawah satu persen.

Dari kelompok negara Uni Eropa, selama Januari-Maret 2010 peranan impor yang paling tinggi adalah dari *Jerman* dengan peranan sebesar 31,62 persen dari total impor Uni Eropa. *Italia* menempati urutan kedua dengan peranan 10,15 persen, diikuti oleh *Perancis* (10,14 persen), *Inggris* (9,39 persen), dan *Belanda* (8,93 persen).

**TABEL 3. NILAI DAN PERANAN IMPOR
DARI KELOMPOK NEGARA ASEAN, NAFTA, DAN UNI EROPA
JANUARI-MARET, 2009 DAN 2010**

KELOMPOK NEGARA	Januari-Maret 2009		Januari-Maret 2010		Perubahan Jan-Mar'10 thd Jan-Mar'09 (%)
	Nilai (Juta USD)	Peranan (%)	Nilai (Juta USD)	Peranan (%)	
APEC					
ASEAN	5 116,6	26,80	9 583,4	31,99	87,30
Thailand	869,5	4,55	1 789,4	5,97	105,80
Singapura	3 028,7	15,86	4 856,0	16,21	60,33
Philipina	82,0	0,43	145,7	0,49	77,68
Malaysia	922,0	4,83	2 327,1	7,77	152,40
Myanmar	8,9	0,05	9,9	0,03	11,24
Kamboja	0,9	0,01	0,5	0,00	-44,44
Brunei Darussalam	91,6	0,48	245,8	0,82	168,34
Laos	0,2	0,00	0,2	0,00	0,00
Vietnam	112,8	0,59	208,8	0,70	85,11
NAFTA	1 805,3	9,45	2 517,7	8,40	39,46
Amerika Serikat	1 586,0	8,31	2 263,3	7,55	42,70
Kanada	192,1	1,00	210,1	0,70	9,37
Meksiko	27,2	0,14	44,3	0,15	62,87
NEGARA APEC LAINNYA	7 640,2	40,01	11 478,3	38,31	50,24
Jepang	2 130,5	11,16	3 525,8	11,77	65,49
Hongkong	384,1	2,01	352,8	1,18	-8,15
Korea Selatan	954,5	5,00	1 452,3	4,85	52,15
Taiwan	450,4	2,36	732,1	2,44	62,54
Cina	2 906,2	15,22	4 240,3	14,15	45,91
Papua New Guinea	10,6	0,05	6,1	0,02	-42,45
Australia	657,7	3,44	916,3	3,06	39,32
Selandia Baru	123,9	0,65	185,7	0,62	49,88
Chili	22,3	0,12	66,9	0,22	200,00
UNI EROPA	1 883,9	9,87	2 088,4	6,97	10,86
Jerman	532,8	2,79	660,3	2,20	23,93
Italia	172,6	0,90	212,0	0,71	22,83
Perancis	291,4	1,53	211,7	0,71	-27,35
Inggris	177,0	0,93	196,0	0,65	10,73
Belanda	124,1	0,65	186,5	0,62	50,28
Swedia	185,6	0,97	130,7	0,44	-29,58
Belgia	98,7	0,52	117,1	0,39	18,64
Spanyol	42,7	0,22	84,2	0,28	97,19
Austria	69,7	0,37	67,5	0,23	-3,16
Finlandia	79,0	0,41	58,8	0,20	-25,57
Hungaria	7,3	0,04	40,5	0,13	454,79
Denmark	29,8	0,16	32,1	0,11	7,72
Irlandia	27,3	0,14	22,7	0,08	-16,85
Yunani	3,9	0,02	19,5	0,06	400,00
Cheska	11,0	0,06	9,8	0,03	-10,91
UNI EROPA LAINNYA	31,0	0,16	39,0	0,13	25,81
LAINNYA	2 647,7	13,87	4 293,4	14,33	62,16
TOTAL IMPOR	19 093,7	100,00	29 961,2	100,00	56,92

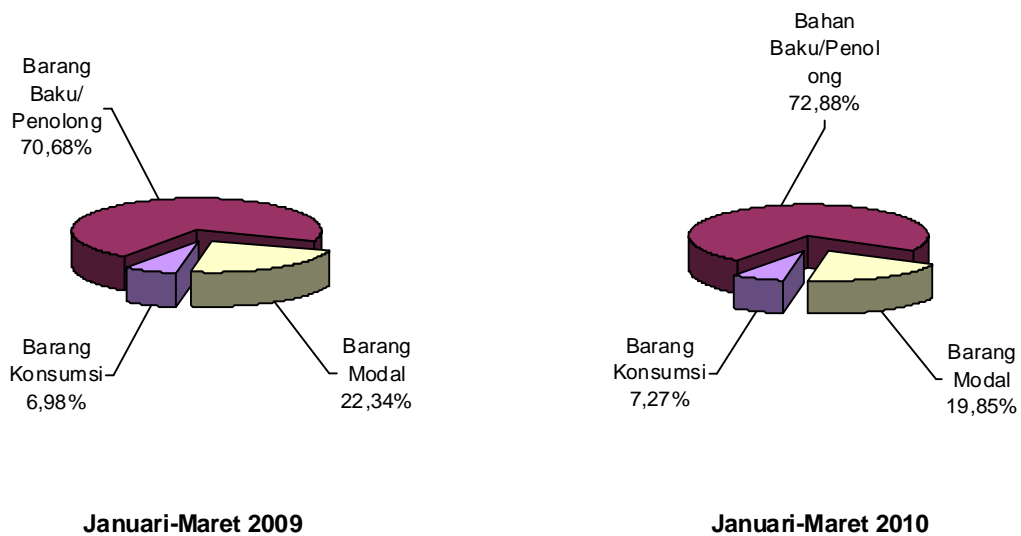
**TABEL 4. IMPOR MENURUT GOLONGAN PENGGUNAAN BARANG
JANUARI - MARET 2006-2010**

Bulan/ Tahun	Nilai (Juta USD)				Peranan (%)			
	Barang Konsumsi	Bahan Baku/ Penolong	Barang Modal	Total	Barang Konsumsi	Bahan Baku/ Penolong	Barang Modal	Total
Jan-Mar :								
SPK :								
2006	1 131,4	10 149,3	2 046,3	13 327,0	8,49	76,16	15,35	100,00
2007	1 519,1	11 911,6	2 162,5	15 593,2	9,74	76,39	13,87	100,00
SPU :								
2008	1 989,0	23 327,4	4 411,2	29 727,6	6,69	78,47	14,84	100,00
2009	1 333,2	13 494,8	4 265,7	19 093,7	6,98	70,68	22,34	100,00
2010	2 177,4	21 835,7	5 948,1	29 961,2	7,27	72,88	19,85	100,00

Keterangan : SPK = Sistem Perdagangan Khusus
SPU = Sistem Perdagangan Umum

Rata-rata nilai impor Januari-Maret periode 2006-2010 adalah sebesar USD21.540,5 juta dengan rata-rata nilai impor barang konsumsi dan peranannya USD1.630,0 juta (7,83 persen), impor *bahan baku/penolong* sebesar USD16.143,8 juta (74,92 persen), dan impor *barang modal* sebesar USD3.766,8 juta (17,25 persen). Jika dibandingkan Januari-Maret 2009, maka nilai impor semua golongan barang periode yang sama pada 2010 mengalami peningkatan yang cukup tinggi. Peningkatan tertinggi terjadi pada kelompok *barang konsumsi* yaitu sebesar 63,32 persen. Sementara itu, impor kelompok *bahan baku/penolong* dan *barang konsumsi* meningkat masing-masing sebesar 61,81 persen dan 39,44 persen.

**GRAFIK 5. PERSENTASE NILAI IMPOR INDONESIA
MENURUT GOLONGAN PENGGUNAAN BARANG
JANUARI-MARET, 2009 DAN 2010**



Dilihat dari peranannya selama Januari-Maret periode 2006-2010, rata-rata peranan tertinggi diberikan oleh impor bahan baku/penolong yaitu 74,92 persen, diikuti oleh rata-rata impor barang modal sebesar 17,25 persen dan rata-rata impor bahan konsumsi sebesar 7,83 persen. Sementara itu, peran barang konsumsi yang tertinggi dicapai di tahun 2007 yaitu sebesar 9,74 persen. Golongan bahan baku/penolong memberikan peranan tertinggi di tahun 2008 sebesar 78,47 persen, sedangkan golongan barang modal peran tertingginya dicapai pada tahun 2009 sebesar 22,34 persen.

Jika dibandingkan dengan periode yang sama tahun sebelumnya, peranan nilai impor *barang konsumsi* dan *bahan baku/penolong* terhadap keseluruhan nilai impor pada Januari-Maret 2010 mengalami peningkatan masing-masing dari 6,98 persen menjadi 7,27 persen (naik 0,28 poin) dan dari 70,68 persen menjadi 72,88 persen (naik 2,20 poin). Sebaliknya impor *barang modal* menurun dari 22,34 persen menjadi 19,85 persen (turun 2,49 poin).

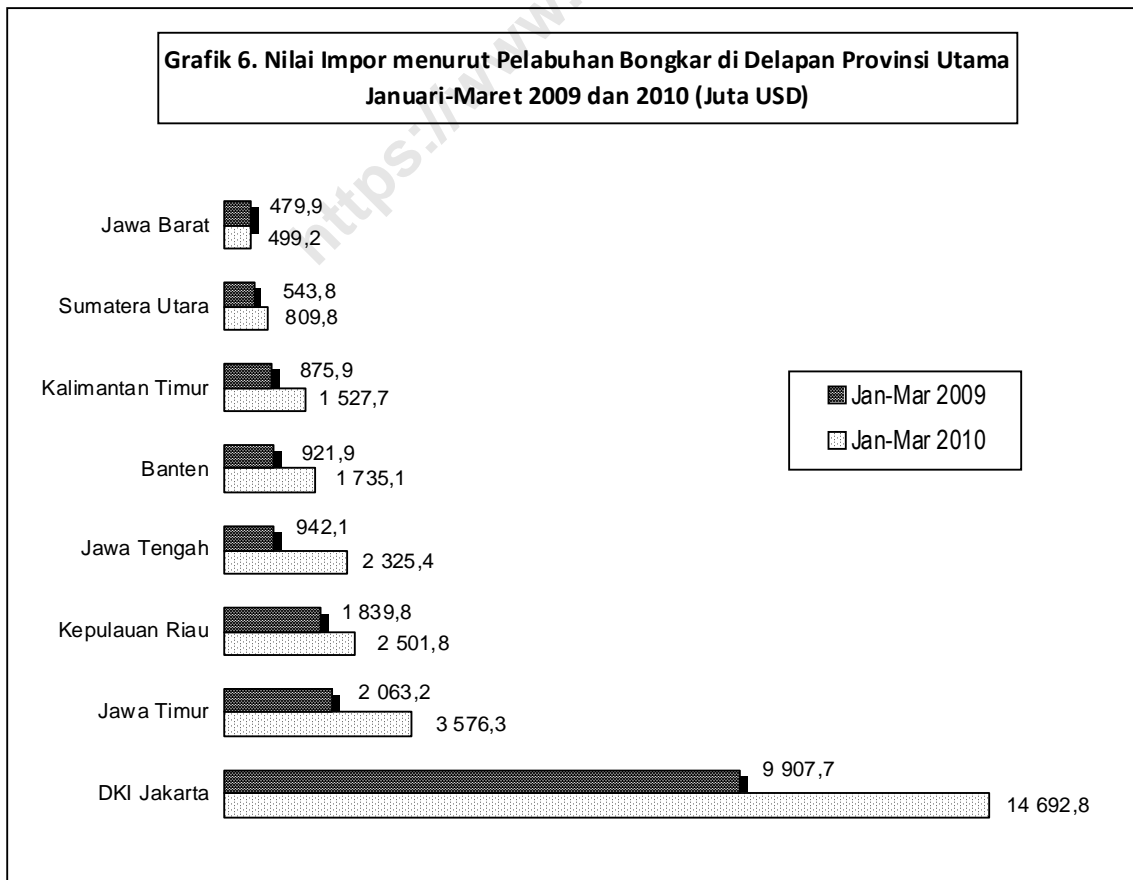
Menurut golongan barang SITC (Standard International Trade Classification) 1 digit, kelompok barang utama impor selama Januari-Maret 2010 adalah kelompok *mesin dan alat angkutan* dengan nilai sebesar USD10.588,0 juta dan memberikan peran sebesar 35,34 persen dari total impor Indonesia. Dilihat dari nilainya, maka nilai impor kelompok ini meningkat sebesar 40,78 persen jika dibandingkan bulan yang sama tahun sebelumnya. Namun, dilihat dari peranan impor kelompok barang ini mengalami penurunan sebesar 4,05 poin yaitu dari 39,39 persen menjadi 35,34 persen.

**TABEL 5. IMPOR MENURUT SITC-1 DIJIT
JANUARI-MARET, 2009 DAN 2010**

SITC	Januari-Maret 2009		Januari-Maret 2010		Perubahan Jan-Mar'10 thd Jan-Mar'09 (%)
	Nilai (Juta USD)	Peranan (%)	Nilai (Juta USD)	Peranan (%)	
0 Bahan Makanan dan Binatang Hidup	1 386,2	7,26	2 155,0	7,19	55,46
1 Minuman dan Tembakau	90,9	0,48	122,1	0,41	34,32
2 Bahan Baku dan Hasil Tambang	928,4	4,86	1 529,2	5,10	64,71
3 Minyak dan Bahan Bakar Mineral	3 202,4	16,77	6 251,3	20,86	95,21
4 Minyak Nabati dan Hewani	25,8	0,14	42,5	0,14	64,73
5 Bahan Kimia dan produknya	2 163,4	11,33	3 771,4	12,59	74,33
6 Barang-barang Buatan Pabrik	3 119,9	16,34	4 510,8	15,06	44,58
7 Mesin dan Alat Angkutan	7 521,2	39,39	10 588,0	35,34	40,78
8&9 Lainnya	655,5	3,43	990,9	3,31	51,17
TOTAL IMPOR	19 093,7	100,00	29 961,2	100,00	56,92

Impor kelompok barang SITC 1 dijit yang terbesar berikutnya adalah *minyak dan bahan bakar mineral* dengan nilai USD6.251,3 juta dengan peran sebesar 20,86 persen, diikuti oleh *barang-barang buatan pabrik* sebesar USD4.510,8 juta (15,06 persen). Selanjutnya yaitu *bahan kimia dan produknya* sebesar USD3.771,4 juta (12,59 persen), *bahan makanan dan binatang hidup* sebesar USD2.155,0 juta (7,19 persen), *bahan baku dan hasil tambang* sebesar USD1.529,2 juta (5,10 persen), *kelompok barang lainnya* sebesar USD990,9 juta (3,31 persen), *minuman dan tembakau* sebesar USD122,1 juta (0,41 persen), dan *minyak nabati dan hewani* sebesar USD42,5 juta (0,14 persen).

Selama Januari-Maret 2010, pelabuhan di DKI Jakarta membongkar barang impor terbesar dibanding dengan pelabuhan di provinsi lain, yaitu sebesar USD14.692,8 juta atau 49,04 persen dari total impor Indonesia. Provinsi dengan impor terbesar kedua adalah Jawa Timur yang mencapai USD3.576,3 juta (11,94 persen), diikuti Jawa Tengah USD2.325,4 juta (7,76 persen), Kepulauan Riau USD2.501,8 juta (8,35 persen), dan Banten USD1.735,1 juta (5,79 persen). Kemudian nilai impor yang masuk melalui provinsi Kalimantan Timur, Sumatera Utara, dan Jawa Barat masing-masing sebesar USD1.527,7 juta, USD809,8 juta, dan USD499,2 juta. Sementara nilai impor ke provinsi lainnya masih berada di bawah USD450,0 juta.



Selama Januari-Maret 2010, delapan provinsi utama diatas mengalami peningkatan nilai impor yang cukup besar jika dibandingkan periode yang sama tahun 2009. Peningkatan tertinggi dicapai oleh provinsi Jawa Tengah yang mengalami peningkatan di atas 100 persen yaitu dari US\$942,1 juta menjadi US\$2.325,4 juta atau sebesar 146,83 persen. Tiga provinsi berikutnya meningkat antara 50-100 persen yaitu Banten sebesar 88,21 persen, Kalimantan Timur sebesar 74,41 persen, dan Jawa Timur sebesar 73,34 persen. Sementara itu empat propinsi lainnya meningkat dibawah 50 persen, yaitu Sumatera Utara sebesar 48,92 persen, Kepulauan Riau sebesar 35,98 persen, DKI Jakarta sebesar 48,30 persen, dan Jawa Barat sebesar 4,02 persen.

**TABEL 6. NILAI DAN PERANAN IMPOR MENURUT PROVINSI^{*)}
JANUARI-MARET 2009 DAN 2010**

Provinsi	Januari-Maret 2009		Januari-Maret 2010		Perubahan Jan-Mar'10 thd Jan-Mar'09 (%)
	Nilai (Juta USD)	Peranan (%)	Nilai (Juta USD)	Peranan (%)	
Nanggroe Aceh Darussalam	17,6	0,09	5,2	0,02	-70,45
Sumatera Utara	543,8	2,85	809,8	2,70	48,92
Sumatera Barat	73,8	0,39	138,1	0,46	87,13
Riau	184,4	0,97	272,2	0,91	47,61
Jambi	24,0	0,13	26,2	0,09	9,17
Sumatera Selatan	31,7	0,17	53,5	0,18	68,77
Bengkulu	2,4	0,01	2,9	0,01	20,83
Lampung	378,4	1,98	409,5	1,37	8,22
Bangka Belitung	7,0	0,04	28,6	0,09	308,57
Kepulauan Riau	1 839,8	9,63	2 501,8	8,35	35,98
DKI Jakarta	9 907,7	51,89	14 692,8	49,04	48,30
Jawa Barat	479,9	2,51	499,2	1,67	4,02
Jawa Tengah	942,1	4,93	2 325,4	7,76	146,83
D I Yogyakarta	0,3	0,00	0,2	0,00	-33,33
Jawa Timur	2 063,2	10,81	3 576,3	11,94	73,34
Banten	921,9	4,83	1 735,1	5,79	88,21
B a l i	83,6	0,44	240,9	0,80	188,16
Nusa Tenggara Barat	41,3	0,22	190,8	0,64	361,99
Nusa Tenggara Timur	0,0	0,00	3,1	0,01	---
Kalimantan Barat	16,0	0,08	29,3	0,10	83,13
Kalimantan Tengah	6,4	0,03	2,8	0,01	-56,25
Kalimantan Selatan	312,0	1,63	294,8	0,98	-5,51
Kalimantan Timur	875,9	4,59	1 527,7	5,10	74,41
Sulawesi Utara	0,1	0,00	15,6	0,05	15500
Sulawesi Tengah	0,0	0,00	3,4	0,01	---
Sulawesi Selatan	133,8	0,70	249,0	0,83	86,1
Sulawesi Tenggara	7,7	0,04	0,0	0,00	-100
Gorontalo	0,0	0,00	15,1	0,05	---
Maluku	30,8	0,16	42,6	0,14	38,31
Maluku Utara	0,0	0,00	3,5	0,01	---
Papua Barat	0,0	0,00	0,3	0,00	---
Papua	168,1	0,88	265,5	0,89	57,94
TOTAL IMPOR	19 093,7	100,00	29 961,2	100,00	56,92

Keterangan : *) = melalui pelabuhan bongkar yang terdapat di provinsi

I-1. IMPOR MENURUT GOLONGAN BARANG HS / IMPORT BY HS COMMODITY GROUPS
A. MENURUT 21 GOLONGAN BARANG (HS) / BY 21 HS COMMODITY GROUP
***** MARET / MARCH 2010 *****

H S	Uraian golongan barang Group description	Berat bersih / Net weight (Kg)		Nilai / Value C.I.F (U S \$)	
		Bulan ini Current month	Kumulatif Cum. Jan. to date	Bulan ini Current month	Kumulatif Cum. Jan. to date
I	Live animals; animal product	74.792.191	228.341.034	180.924.520	497.184.913
II	Vegetable products	930.538.467	2.586.174.637	402.601.770	1.080.328.613
III	Fats, oils, waxes of animal/vegetable	7.236.232	35.089.764	11.925.572	46.742.178
IV	Foodstuffs,beverages,spirits and tobacco	675.412.753	1.485.755.496	509.410.787	1.095.894.094
IX	Wood and its articles,plaiting materials	56.990.820	151.234.350	23.367.723	66.863.673
V	Mineral products	4.203.156.065	11.924.841.349	2.338.856.106	6.474.346.239
VI	Prod. of chemical or allied industries	939.089.397	2.806.942.829	1.058.019.448	2.841.204.710
VII	Plastics, rubber and articles there of	231.604.653	629.731.029	514.862.077	1.400.857.864
VIII	Raw hides, skins, leather and articles	5.551.589	15.419.720	31.204.651	81.130.216
X	Pulp, paper and articles there of	321.047.081	1.023.404.455	204.551.444	585.552.129
XI	Textiles & textile articles	111.908.402	326.999.434	398.468.568	1.182.537.421
XII	Footwear, umbrellas, artificial flowers	2.350.123	8.727.638	13.477.846	45.323.792
XIII	Cement, plaster, glass, ceramic products	62.123.061	183.588.307	53.785.278	152.148.800
XIV	Pearls & precious/semiprecious stones	615.288	1.734.018	9.235.558	22.277.022
XIX	Arms and ammunition; parts & accesories	5.657	123.527	1.353.735	23.336.691
XV	Base metals and articles there of	999.068.138	2.844.493.698	1.078.023.694	3.154.303.819
XVI	Machinery,electric,electronic equipments	213.374.300	621.157.568	2.803.593.428	7.775.459.072
XVII	Vechiles, aircraft, and vessels	139.682.420	391.953.119	1.098.110.567	2.830.214.479
XVIII	Optical,photographic,musical instruments	8.557.930	20.008.972	194.082.014	446.986.610
XX	Miscellaneous manufactures articles.	11.140.103	40.659.216	46.747.111	158.036.467
XXI	Works of art,antiques special provisions	23.587	94.876	39.503	510.943
TOTAL IMPORT		8.994.268.257	25.326.475.036	10.972.641.400	29.961.239.745

I-1. IMPOR MENURUT GOLONGAN BARANG (HS) / IMPORT BY HS COMMODITY GROUPS
B. MENURUT GOLONGAN BARANG 2 DIJIT HS / BY COMMODITY 2 DIGITS HS
***** MARET / MARCH 2010 *****

H S	Uraian golongan barang Group description	Berat bersih / Net weight (Kg)		Nilai / Value C.I.F (U S \$)	
		Bulan ini Current month	Kumulatif Cum. Jan. to date	Bulan ini Current month	Kumulatif Cum. Jan. to date
01	Live animals	23.124.339	68.927.624	48.718.806	140.558.267
02	Meat and edible meat offal	11.943.121	32.869.264	33.101.311	88.967.751
03	Fish and crustaceans	12.091.813	47.355.103	11.436.540	43.669.629
04	Dairy products, bird's eggs, natural honey	27.129.333	77.198.299	85.531.732	218.027.071
05	Products of animal origin	503.585	1.990.744	2.136.131	5.962.195
06	Live trees and other plants	41.267	206.867	114.476	384.698
07	Edible vegetables and certain roots and tubers	65.504.633	159.543.494	37.150.159	93.757.885
08	Edible fruits and nuts	53.629.517	138.638.245	49.961.645	128.522.586
09	Coffee, tea, mate, and spices	9.232.899	26.586.340	10.481.212	31.388.466
10	Cereals	444.561.444	1.281.217.207	127.464.869	362.729.262
11	Products of the milling industry; malt, starches	116.207.412	408.875.665	45.747.304	153.529.042
12	Oil seeds and oleaginous fruits; grains,seed, and fruits	240.106.624	567.859.305	127.143.617	296.888.121
13	Lac; gums; resins and other vegetable saps and extracts	973.423	2.571.477	4.423.372	12.948.959
14	Vegetable plaiting materials; vegetable products	281.248	676.037	115.116	179.594
15	Animal or vegetable oils/fats and their cleavage products	7.236.232	35.089.764	11.925.572	46.742.178
16	Preparations of meat/fish/crustaceans/mollucs or other aquatic	552.930	1.102.384	1.534.284	3.328.964
17	Sugar and sugar confectionery	262.841.751	487.904.112	203.485.116	347.652.316
18	Cocoa and cocoa preparations	5.771.742	13.164.382	20.067.186	44.379.045
19	Preparations of cereals, flour, starch or milk; pastrycooks'	5.579.575	15.851.765	12.793.584	36.461.606
20	Preparations of vegetables, fruits, nuts or other part of plants	5.299.776	15.354.186	6.162.946	18.446.850
21	Miscellaneous edible preparations	10.897.501	27.944.653	35.975.419	92.250.679
22	Beverages, spirit, and vinegar	5.721.016	14.589.587	4.810.552	11.706.264
23	Residues and waste from the food industries	371.980.389	893.212.476	179.936.646	430.807.687
24	Tobacco and manufactured tobacco substitutes	6.768.073	16.631.951	44.645.054	110.860.683
25	Salts; sulphur; earths and stone; plastering materials, lime and	668.986.402	1.843.820.782	56.494.303	139.259.403
26	Ores, slag, and ash	156.837.271	621.889.997	21.831.615	79.250.418
27	Mineral fuels, mineral oils and products of their distillation	3.377.332.392	9.459.130.570	2.260.530.188	6.255.836.418
28	Inorganic chemicals	207.356.977	688.819.422	94.830.622	282.594.681
29	Organic chemicals	350.917.623	909.367.356	506.515.272	1.281.654.208
30	Pharmaceutical products	1.820.422	4.681.752	39.295.485	101.337.666
31	Fertilizers	245.722.334	865.425.597	79.922.532	296.345.922
32	Tanning or dyeing extracts	27.280.269	74.741.115	75.690.315	203.803.683
33	Essential oils and resinoids; perfumery, cosmetic or toilet	6.556.622	18.058.696	50.604.695	142.217.293
34	Soap, organic surface-active agents, washing, and lubricating	16.923.021	43.577.101	38.842.205	96.236.948
35	Albuminoidal substances; modified starches; glues; enzymes	24.543.011	63.083.022	30.244.707	78.419.782
36	Explosives; pyrotechnic products; matches; certain combustible	659.497	1.344.581	6.029.360	15.463.324
37	Photographic and cinematographic goods	1.182.356	3.009.570	6.781.286	16.759.137
38	Miscellaneous chemical products	56.127.265	134.834.617	129.262.969	326.372.066
39	Plastics and articles thereof	195.367.346	521.380.186	391.658.429	1.021.752.403
40	Rubber and articles thereof	36.237.307	108.350.843	123.203.648	379.105.461

I-1. IMPOR MENURUT GOLONGAN BARANG (HS) / IMPORT BY HS COMMODITY GROUPS
B. MENURUT GOLONGAN BARANG 2 DIJIT HS / BY COMMODITY 2 DIGITS HS
***** MARET / MARCH 2010 *****

H S	Uraian golongan barang Group description	Berat bersih / Net weight (Kg)		Nilai / Value C.I.F (U S \$)	
		Bulan ini Current month	Kumulatif Cum. Jan. to date	Bulan ini Current month	Kumulatif Cum. Jan. to date
41	Raw hides, skins, and leather	4.307.751	10.382.200	23.972.164	56.678.967
42	Articles of leather; saddlery and harness; travel goods and similar	1.241.204	5.029.988	7.200.702	24.339.872
43	Furskins and artificial fur; manufactures thereof	2.634	7.532	31.785	111.377
44	Wood and articles of wood; wood charcoal	56.847.511	150.939.837	22.987.119	66.030.579
45	Cork and articles of cork	102.279	191.141	307.765	646.487
46	Manufactured of straw or other plaiting materials; basketware	41.030	103.372	72.839	186.607
47	Pulp of wood or of other fibrous cellulosic material; recovered	266.731.190	865.883.821	112.679.252	317.915.049
48	Paper and paperboard; articles of paper pulp or of	53.832.455	156.357.172	88.305.082	259.000.986
49	Printed books, newspapers, pictures, and other products of	483.436	1.163.462	3.567.110	8.636.094
50	Silk	62.115	192.631	274.381	1.517.671
51	Wool, fine or coarse animal hair; horse hair yarn, woven fabrics of	135.763	728.344	2.306.265	9.195.393
52	Cotton	60.261.595	168.732.249	146.842.847	423.562.727
53	Other vegetable textile fibres; paper yarns and woven fabrics of	1.413.504	4.204.624	2.142.905	7.633.287
54	Man-made filaments	9.615.751	29.434.026	53.166.521	158.829.692
55	Man-made staple fibres	18.897.876	55.029.799	58.583.061	164.604.415
56	Wadding, felt, and non-wovens	4.188.079	11.956.171	15.186.298	42.850.738
57	Carpets and other textile floor coverings	948.231	2.656.766	1.558.109	5.121.460
58	Special woven fabrics; tufted textile fabrics; lace; tapestries;	1.416.778	4.077.540	15.191.085	47.197.518
59	Impregnated, coated, covered or laminated textile fabrics	5.242.891	16.060.741	28.518.826	79.967.136
60	Knitted or crocheted fabrics	6.658.263	22.667.059	54.901.511	178.984.677
61	Articles of apparel and clothing accessories, knitted or crocheted	910.500	3.346.480	8.706.129	24.102.986
62	Articles of apparel and clothing accessories, not knitted or	658.230	3.155.786	8.284.031	26.359.169
63	Other made up textile articles; sets; worn clothing and worn	1.498.826	4.757.218	2.806.599	12.610.552
64	Footwear, gaiters and the like; parts of such articles	1.888.353	6.515.188	11.886.874	36.286.567
65	Headgear and parts thereof	119.545	394.073	667.480	2.580.227
66	Umbrellas, walking sticks, seat-sticks, whips, riding crops and	296.870	1.535.077	458.014	2.254.363
67	Prepared feathers and articles; artificial flowers; articles of human	45.355	283.300	465.478	4.202.635
68	Articles of stone, plaster, cement, asbestos, mica or similar	12.962.222	37.171.538	15.793.958	40.344.484
69	Ceramic products	21.072.272	75.496.038	17.227.243	52.320.115
70	Glass and glassware	28.088.567	70.920.731	20.764.077	59.484.201
71	Natural and cultured pearls, precious/semi precious stones, and	615.288	1.734.018	9.235.558	22.277.022
72	Iron and steel	801.478.359	2.252.957.949	520.882.612	1.450.314.159
73	Articles of iron and steel	106.548.165	323.971.833	270.034.770	846.772.018
74	Cooper and articles thereof	7.796.576	43.939.976	53.106.698	237.419.545
75	Nickel and articles thereof	180.125	527.068	2.223.214	6.124.422
76	Aluminium and articles thereof	43.635.097	116.927.620	112.478.867	292.704.336
78	Lead and articles thereof	7.482.848	20.441.614	16.638.610	46.667.883
79	Zinc and articles thereof	11.364.863	30.235.871	28.040.819	75.965.126
80	Tin and articles thereof	108.389	415.041	1.066.609	3.242.317
81	Other base metal; cermets; and articles thereof	348.693	1.443.993	4.483.775	13.881.280
82	Tools, implements, cutlery, spoon and forks, of base metal and	4.112.467	12.809.612	29.765.321	77.973.925
83	Miscellaneous articles of base metal	16.012.556	40.823.121	39.302.399	103.238.808
84	Nuclear reactors, boilers, machinery and mechanical appliances;	152.272.136	435.301.368	1.535.447.983	4.341.841.584
85	Electrical machinery and equipments; sound	61.102.164	185.856.200	1.268.145.445	3.433.617.488
86	Railway and tramway locomotive, mechanical traffic, and all kinds	1.195.808	2.683.298	9.816.457	18.055.908
87	Vehicles other than railway/tramway, and parts and accessories	57.239.699	159.884.547	471.806.607	1.250.097.348
88	Aircraft and its components	381.503	1.975.431	302.117.179	807.428.366
89	Ships, boat, and floating structures	68.893.948	198.028.201	189.248.826	446.339.383
90	Optical, photographic, cinematographic, measuring, checking,	6.965.034	15.602.404	182.997.372	416.900.109
91	Clocks and watches and parts thereof	269.375	1.171.163	1.894.499	6.983.738
92	Musical instruments; parts and accessories of such articles	1.323.521	3.235.405	9.190.143	23.102.763
93	Arms and ammunition; parts and accessories thereof	5.657	123.527	1.353.735	23.336.691
94	Furnitures, bedding, mattress supports, cushions and stuffed	4.767.074	19.171.207	17.937.184	60.123.301
95	Toys, games and sports requisites; parts and accessories thereof	2.121.922	8.273.116	9.087.712	40.627.464
96	Miscellaneous manufactured articles	4.251.107	13.214.893	19.722.215	57.285.702
97	Works of arts, collectors' piece and antiques	23.587	94.876	39.503	210.943
98	Vehicles in ckd and their components	11.971.462	29.381.642	125.121.498	308.293.474
	TOTAL IMPORT	8.994.268.257	25.326.475.036	10.972.641.400	29.961.239.745

**I-1. IMPOR MENURUT GOLONGAN BARANG (HS) / IMPORT BY HS COMMODITY GROUPS
C. MENURUT 40 GOLONGAN BARANG (HS) TERBESAR / BY BIG 40 COMMODITIES (HS)
*** MARET / MARCH 2010 *****

HS	Uraian golongan barang Group description	Berat bersih / Net weight (Kg)		Nilai / Value C.I.F (U S \$)	
		Bulan ini Current month	Kumulatif Cum. Jan. to	Bulan ini Current month	Kumulatif Cum. Jan. to
2709001000	Crude Petroleum Oil	1.158.732.210	3.638.471.021	670.028.850	2.140.869.806
2710197100	High Speed Diesel Fuel	654.769.891	1.727.555.260	434.360.577	1.115.114.762
2710111100	Motor Spirit, Premium Leaded	601.186.662	1.079.534.246	457.140.985	819.438.075
2710111200	Motor Spirit, Premium Unleaded	237.160.057	1.025.643.921	188.137.426	786.338.836
8802401000	Aeroplanes Of An Unladen Weight > 15,000 Kg	337.644	1.035.302	265.923.344	740.068.014
8517120000	Telephones For Cellular Networks/for Other Wireless Networks	1.399.060	4.089.309	223.642.282	617.423.640
7207121000	Slabs Of Iron/non Alloy, Cont.< 0,25% Of Carbon, Other Than Square	215.783.151	658.236.301	100.253.626	309.923.883
1001901900	Other Wheat, For Human Consumption	398.450.215	1.114.714.951	110.199.008	305.806.816
2710111600	Other Motor Spirit, Unleaded	129.595.261	402.161.335	94.337.393	301.813.720
2304000000	Oil-cake&other Solid Residues,in Pellet Form, From The Extract Of Soyabean	265.183.077	613.622.446	118.659.065	275.403.622
8471302000	Laptop Incl Notebooks	777.255	2.645.117	62.770.009	251.792.792
1201009000	Other Soya Beans, Whether Or Not Broken	212.825.357	512.241.442	98.488.442	241.209.111
2710117000	Naphtha, Reformate Or Preparations For Preparing Spirits	128.817.472	324.010.527	94.415.467	236.186.604
5201000000	Cotton, Not Carded/combed.	51.947.615	141.589.767	87.998.081	228.937.342
2902430000	P-xylene	80.452.292	212.959.336	83.057.674	226.017.067
1701999000	Other Cane Or Beet Sugar, & Chemically Pure Sucrose, In Sold Form	189.863.750	248.363.750	149.085.564	193.586.825
2710197900	Other Fuel Oils	117.727.523	393.370.144	59.013.420	190.091.566
8905909000	Oth Vessels W/navigability Of Which Is Subsidiary To Their Main Function	18.057.182	37.368.034	98.707.321	171.150.785
8542390000	Other Electronic Integrated Circuits	206.471	649.130	54.081.576	168.220.769
8529904000	Parts Of Digital Cameras/video Camera Recorders With App Of Hd 85.25 To	616.447	1.340.404	72.355.275	157.423.524
3104200000	Potassium Chloride	84.973.882	337.794.369	33.805.520	148.274.825
0102901000	Live Oxen, Other Than Pure-bred Breeding Animals	23.013.221	68.658.773	48.510.085	139.940.947
2901210000	Ethylene	40.262.053	113.723.627	54.371.611	139.314.639
8406900000	Parts Of Steam Turbines And Parts	1.633.499	6.389.816	40.503.041	138.053.962
8429520000	Mach With A 360,revolving Super Struct, Mech Shovels,excavators And Shove	11.848.102	28.294.655	57.503.215	137.335.480
8704102200	Damper Designed For Off Highway, > 24 T Not Ckd	4.937.236	12.399.506	50.263.092	131.944.652
8516909000	Other Parts Of Goods Of Sub 8516	1.962.666	5.233.611	76.858.042	128.890.581
7304190000	Oth.tube,pipe&hollow Profile,seamless, Line Pipe Of A Kind Use For Oil/gas	32.464.897	92.063.674	29.574.589	119.990.222
9801202000	Vhcls Of Head 8704 With 5 Ton < Gross Weight <= 24 Ton, Incmptly Knocked	4.429.369	11.244.459	46.421.048	118.616.799
8443910000	Part & Accessori Of Print Machinery Used For Print By Component Of Head	1.089.505	2.775.311	45.761.400	116.532.956
8708999900	Other Parts,acces For Other Vehicles Of Heading 87.02, 8704, 8705	4.200.488	12.430.974	36.947.445	107.056.759
8517709900	Other Parts In Subheading 85.17.70	433.704	1.440.417	39.685.369	105.700.689
7403110000	Refined Copper For Cathodes And Sections Of Cathodes	611.084	15.087.974	4.572.135	105.140.112
8528512000	Oth Color Monitor Use In An Auto Data Process System Head. 84.71	1.186.398	3.297.292	39.870.710	103.144.631
8473309000	Parts & Access Ofother Machines Of Heading 84.71	1.277.644	3.907.369	32.713.896	103.136.741
7601100000	Aluminium, Not Alloyed	17.005.216	43.491.675	37.390.132	95.302.287
2905310000	Ethylene Glycol (ethanediol)	44.439.935	95.532.394	46.709.682	95.091.463
3902102000	Polypropylene In Granule Form	29.723.257	73.859.257	40.177.979	94.268.401
2711120000	Liquid Propane	45.000.063	121.974.990	33.650.260	91.930.973
8431499000	Oth Parts Of Machinery Of Heading 84.26, 84.29/84.30	5.626.067	13.906.610	38.013.524	90.962.245

I-2 IMPOR MENURUT GOLONGAN BARANG SITC / IMPORT BY SITC COMMODITY GROUPS
***** MARET / MARCH 2010 *****

SITC	Uraian golongan barang Group description	Berat bersih / Net weight (Kg)		Nilai / Value C.I.F. (US \$)	
		Bulan ini Current month	Kumulatif Cum. Jan. to date	Bulan ini Current month	Kumulatif Cum. Jan. to date
A. By Commodity 1 digit SITC					
0	Bahan makanan dan binatang hidup	1.370.923.071	3.485.733.347	886.507.214	2.154.970.013
1	Minuman dan tembakau	12.433.292	31.059.938	49.300.018	122.128.988
2	Bahan mentah	1.478.340.902	4.283.668.519	579.616.939	1.529.264.803
3	Bahan bakar, bahan penyemir, dsb	3.375.652.720	9.452.633.075	2.258.957.068	6.251.284.016
4	Minyak/lemak nabati dan hewan	6.893.639	34.350.363	11.006.734	42.467.206
5	Bahan kimia	1.170.814.220	3.437.567.329	1.419.159.985	3.771.418.909
6	Hasil industri menurut bahan	1.182.838.787	3.450.223.643	1.509.087.466	4.510.792.776
7	Mesin dan alat pengangkutan	353.456.829	1.014.412.652	3.885.678.340	10.587.971.107
8	Hasil industri lainnya	42.437.787	135.824.703	367.054.134	976.984.009
9	Barang dan transaksi khusus lainnya	477.010	1.001.467	6.273.502	13.957.918
TOTAL IMPORT		8.994.268.257	25.326.475.036	10.972.641.400	29.961.239.745
B. By Commodity 2 digit SITC					
00	Live animal for food	23.124.339	68.927.624	48.718.806	140.558.267
01	Meat and meat preparations	12.075.262	33.170.463	33.463.611	89.873.612
02	Dairy product and eggs	26.670.592	74.250.779	84.743.117	213.265.576
03	Fish, crustaceans, molluscs and their preparations	12.503.324	48.129.976	12.596.157	46.053.278
04	Cereals and cereal preparations	506.388.097	1.482.933.909	152.972.779	441.407.512
05	Fruits and vegetables	124.922.968	315.614.350	93.869.057	243.424.880
06	Sugar, sugar preparations, and honey	263.375.658	491.239.550	204.619.750	353.822.384
07	Coffee, tea, cocoa, and spices	15.510.930	41.086.559	34.545.045	85.057.007
08	Feeding stuff for animals	371.996.447	893.369.784	179.948.767	430.862.026
09	Miscellaneous food preparations	14.355.454	37.010.353	41.030.125	110.645.471
11	Beverages	5.665.219	14.427.987	4.654.964	11.268.305
12	Tobacco and tobacco manufactured	6.768.073	16.631.951	44.645.054	110.860.683
21	Hides, skins and furskins	1.461.740	3.276.253	726.766	1.570.523
22	Oil seeds, nuts, and kernels	239.529.318	566.034.548	124.299.384	290.688.914
23	Crude rubber	21.171.191	61.812.222	46.766.958	127.424.346
24	Wood, lumber, and cork	22.339.196	54.308.191	8.459.428	22.044.135
25	Pulp and waste paper	266.731.190	865.883.821	112.679.252	317.915.049
26	Textile fibres and their waste	68.224.358	188.511.453	132.491.348	352.870.637
27	Crude fertilizers and crude minerals	535.531.650	1.456.202.964	52.920.560	128.269.755
28	Metalliferous ores and metal scraps	321.047.186	1.080.647.413	91.719.686	262.978.698
29	Crude animals and vegetable materials, nes	2.305.073	6.991.654	9.553.557	25.502.746
32	Coal, coke, and briquettes	11.444.203	26.530.966	3.198.325	8.571.750
33	Petroleum and petroleum products	3.277.095.376	9.184.751.888	2.191.185.584	6.061.595.497
34	Gas; natural and manufactured	87.113.141	241.350.221	64.573.159	181.116.769
41	Animal oils and fats	496.109	1.473.187	1.724.591	4.492.303
42	Fixed vegetable oils/fats	2.737.833	22.585.228	3.806.386	22.789.689
43	Animal vegetable oils/fats	3.659.697	10.291.948	5.475.757	15.185.214
51	Organic chemicals	352.952.157	913.492.178	486.257.758	1.229.457.444
52	Inorganic chemicals	206.471.270	640.015.789	94.085.689	265.555.027
53	Dyeing, tanning, and colouring materials	27.673.247	75.702.043	76.533.407	205.814.914
54	Medical and pharmaceutical products	3.232.000	7.879.632	66.377.965	168.063.973
55	Essential oils and perfumery materials	15.369.994	43.346.267	70.186.987	194.745.314
56	Manufactured fertilizers	244.810.823	863.122.155	79.254.205	294.903.431
57	Plastics in primary forms	164.627.808	431.720.001	297.147.244	735.230.044
58	Plastics in non-primary forms	18.437.183	50.659.362	52.075.415	155.214.966
59	Chemical materials and its products, nes	137.239.738	411.629.902	197.241.315	522.433.796
61	Leather, leather med, nes	2.863.186	7.157.851	23.410.475	55.581.525
62	Rubber manufactured, nes	14.809.122	45.802.876	75.174.710	248.219.413
63	Wood and cork manufactured	34.610.594	96.822.787	14.835.456	44.632.931
64	Paper, paperboard, and manufactured thereof	53.278.082	154.601.877	81.826.058	240.147.262
65	Textile yarns, fabrics, and their products	42.652.752	133.817.655	250.335.915	782.414.650
66	Non metallic minerals manufactured	201.040.193	584.557.004	60.937.546	171.138.732
67	Iron and steel	709.838.274	2.048.692.090	585.971.002	1.747.300.406
68	Non ferrous metals	63.045.943	194.050.887	189.613.593	602.352.015
69	Manufactured of metal, nes	60.700.641	184.720.616	226.982.711	619.005.842
71	Power generating machine and equipments	32.874.693	104.576.203	343.718.830	984.331.519
72	Machinery specialized for particular industry	53.494.602	142.751.634	430.306.145	1.189.980.667
73	Metalworking machinery	5.373.290	16.547.758	46.923.073	132.839.927
74	General industrial machinery and equipments	60.445.529	174.710.877	585.431.376	1.599.888.356
75	Office machinery and automatic data processing	7.755.942	23.546.719	198.105.263	647.998.919
76	Telecommunication and reproducers apparatus	13.209.830	36.178.396	534.569.747	1.421.537.208
77	Electrical machinery and apparatus	41.306.329	126.719.985	657.216.898	1.804.355.086
78	Road vehicles	68.791.459	187.156.212	593.637.210	1.541.251.325
79	Other transportation equipments	70.205.155	202.224.868	495.769.798	1.265.788.100
81	Sanitary, plumbing, and fittings	2.054.073	8.096.284	7.402.635	26.577.614
82	Furniture	3.893.910	14.716.455	12.994.079	41.361.374
83	Traveling goods	1.180.382	4.736.366	6.610.377	22.567.410
84	Clothing	2.345.696	9.345.318	21.353.795	65.038.826
85	Footwear	1.888.353	6.515.188	11.886.874	36.286.567
87	Professional, scientific, and contractor instruments	6.410.656	14.066.329	145.038.607	305.569.433
88	Photographic apparatus, equipments and optics	1.900.322	5.491.621	24.581.023	69.324.518
89	Miscellaneous manufactured articles	22.764.395	72.857.142	137.186.744	410.258.267
96	Coin; not being legal tender	450.000	956.549	1.880.000	3.995.080
97	Gold; non monetary	27.010	44.918	4.393.502	9.962.838
TOTAL IMPORT		8.994.268.257	25.326.475.036	10.972.641.400	29.961.239.745

I-2 IMPOR MENURUT GOLONGAN BARANG SITC / IMPORT BY SITC COMMODITY GROUPS
***** MARET / MARCH 2010 *****

SITC	Uraian golongan barang Group description	Berat bersih/ Net weight (Kg)		Nilai/Value C.I.F (US\$)	
		Bulan ini Current month	Kumulatif Cum.Jan.to date	Bulan ini Current month	Kumulatif Cum.Jan.to date
C. By Commodity 3 digit SITC					
001	Live Animals Other Than Fish	23.124.339	68.927.624	48.718.806	140.558.267
011	Meat Of Bovine Animals Fresh, Chilled Or Frozen	7.299.104	21.185.759	23.150.189	65.618.931
012	Other Meat, Other Edible Meat Offal, Fresh, Chilled Or Frozen	4.628.297	11.656.412	9.829.027	23.124.788
016	Meat And Edible Meat Offal, Salted, Dried, Edible Flour Of Meat	15.720	27.500	122.095	224.749
017	Meat And Edible Meat Offal, Prepared Or Preserved	132.141	300.792	362.300	905.144
022	Milk,cream, And Milk Products Other Than Butter Or Cheese	23.584.040	66.254.595	70.213.817	178.230.251
023	Butter And Other Fats From Milk	1.655.441	4.412.675	7.842.643	18.785.222
024	Cheese And Curds	1.232.198	3.149.956	5.637.788	13.821.984
025	Eggs, Birds, And Egg Yolks; Fresh, Dried Or Otherwise Preserved	198.913	433.553	1.048.869	2.428.119
034	Fish, Fresh, Chilled Or Frozen	8.983.515	36.345.246	8.383.511	30.364.665
035	Fish, Dried Salted Or In Brine; Smoked Fish	2.330.686	8.833.354	2.000.275	7.045.296
036	Crustaceans, Molluscs, And Aquatic Invertebrates	777.612	2.176.096	1.052.754	6.258.951
037	Fish, Crustaceans, Molluscs, And Other Aquatic Invertebrates; Prepared	411.511	775.280	1.159.617	2.384.366
041	Wheat And Meslin, Unmilled	405.451.046	1.131.765.183	112.036.716	310.289.235
042	Rice	15.096.715	43.567.024	8.960.924	26.241.934
044	Maize, Unmilled	22.836.070	102.544.086	6.043.180	24.995.007
045	Cereals, Unmilled	1.177.613	3.340.914	424.049	1.203.086
046	Meal And Flour Of Wheat And Flour Of Meslin	56.031.128	183.229.871	19.153.611	60.035.582
047	Other Cereal Meals And Flours	701.836	1.972.824	294.897	784.783
048	Cereal Preparations And Preparations Of Flours/starches Of Fruit	5.093.689	16.514.007	6.059.402	17.857.885
054	Vegetables, Fresh, Chilled, Frozen Or Simply Preserved	64.951.567	157.660.020	36.007.839	89.222.848
056	Vegetables, Roots And Tubers, Prepared Or Preserved Nes	4.097.059	12.447.896	4.641.919	16.212.787
057	Fruit And Nut; Fresh Or Dried	53.604.549	138.511.587	49.913.604	128.258.872
058	Fruits, Preserved And Preparations	1.113.277	3.981.990	1.264.061	4.241.392
059	Fruit And Vegetable Juices	1.156.516	3.012.857	2.041.634	5.488.981
061	Sugar, Molasses, And Honey	262.856.635	489.523.054	202.528.748	348.100.782
062	Sugar Confectionery	519.023	1.716.496	2.091.002	5.721.602
071	Coffee And Coffee Substitutes	4.508.216	14.850.103	9.302.786	27.389.317
072	Cocoa	5.348.163	11.873.457	18.643.518	39.730.832
073	Chocolate And Other Food Preparations Containing Cocoa	423.579	1.290.925	1.423.668	4.648.213
074	Tea And Mate	827.955	2.429.593	2.407.184	6.559.388
075	Spices	4.403.017	10.642.481	2.767.889	6.729.257
081	Feeding Stuff For Animals	371.996.447	893.369.784	179.948.767	430.862.026
091	Margarine And Shortening	342.402	738.548	917.665	4.266.104
098	Edible Products And Preparations	14.013.052	36.271.805	40.112.460	106.379.367
111	Non-alcoholic Beverages, Nes	5.562.971	14.319.165	4.280.834	10.841.706
112	Alcoholic Beverages	102.248	108.822	374.130	426.599
121	Tobacco, Unmanufactured And Refused	5.449.557	12.525.819	35.968.812	85.059.746
122	Tobacco, Manufactured	1.318.516	4.106.132	8.676.242	25.800.937
211	Hides And Skins, Raw	1.461.740	3.275.833	726.766	1.544.571
212	Furskins, Raw	0	420	0	25.952
222	Oil Seeds Use For Extraction Ofsoft Fixed Vegetable Oils	239.062.631	563.519.131	124.063.957	289.358.138
223	Oil Seeds Use For Extraction Of Other Fixed Vegetable Oils	466.687	2.515.417	235.427	1.330.776
231	Natural Rubber Latex;natural Rubber And Similar Natural Gums	2.024.534	5.634.459	4.238.285	11.521.209
232	Synthetic Rubber Latex, Synthetic/reclaimed Rubber	19.146.657	56.177.763	42.528.673	115.903.137
244	Cork,natural,raw And Waste	2.838	4.264	7.381	29.712
245	Fuel Wood And Wood Charcoal	1.336.954	7.336.270	295.494	1.665.400
246	Wood In Chips Or Particles And Waste	508.970	508.970	200.086	200.086
247	Wood In The Rough Or Roughly Squared	9.571.049	17.366.833	1.281.280	2.947.173
248	Wood,Simply Worked And Railway Sleeper Of Wood	10.919.385	29.091.854	6.675.187	17.201.764
251	Pulp And Waste Paper	266.731.190	865.883.821	112.679.252	317.915.049
261	Silk	0	1.923	0	9.703
263	Cotton	51.948.174	141.761.584	88.011.407	229.311.462
264	Jute And Other Textile Bast Fibres	0	150.415	0	182.738
265	Vegetable Textile Fibres,raw Or Processed;waste Of These Fibres	82.553	372.717	87.532	323.586
266	Synthetic Fibres Suitable For Spinning	10.999.133	32.722.502	23.640.401	69.122.133
267	Other Man-made Fibres Suitable For Spinning And Waste	5.162.178	13.076.374	20.435.157	50.467.336
268	Wool And Other Animal Hair	31.936	368.956	314.545	3.082.837
269	Old Clothing And Other Old Textile Articles; Rags	384	56.982	2.306	370.842
272	Fertilizers, Crude	77.165.419	78.697.180	10.141.037	11.102.637
273	Stone, Sand And Gravel	181.375.095	580.165.105	5.999.255	21.117.139
274	Sulphur And Unroasted Iron Pyrites	36.382.221	106.893.781	5.266.526	13.764.507
277	Natural Abrasives	1.458.732	6.138.685	567.207	2.193.740
278	Other Crude Minerals	239.150.183	684.308.213	30.946.535	80.091.732
281	Iron Ore And Concentrates	153.695.168	613.867.227	17.813.677	70.164.693
282	Waste And Scrap Metal Of Iron/steel	158.817.867	398.887.455	57.173.554	135.086.701
283	Copper Ores And Concentrates	7.135	139.697	78.226	382.667
284	Nickel Ores And Concentrates	0	299	0	3.630
285	Aluminium Ores And Concentrates	910.707	48.878.406	756.433	17.082.904
287	Ores And Concentrates Of Basemetals	3.077.987	7.729.693	3.052.691	7.918.274
288	Non-ferrous Base Metal Waste And Scraps	4.506.322	11.112.596	11.968.808	31.450.375
289	Ores And Concentrates Of Precious Metals; Waste,scraps	32.000	32.040	876.297	889.454
291	Crude Animal Materials	503.585	1.990.744	2.136.131	5.962.195
292	Crude Vegetable Materials	1.801.488	5.000.910	7.417.426	19.540.551
321	Coals, Pulverized Or Not	5.826.376	11.646.389	1.098.831	3.318.834
322	Briquettes, Lignite And Peat	150.747	415.019	96.631	286.614
325	Coke And Semi Coke Of Coal/lignite/peat	5.467.080	14.469.558	2.002.863	4.966.302

I-2 IMPOR MENURUT GOLONGAN BARANG SITC / IMPORT BY SITC COMMODITY GROUPS
***** MARET / MARCH 2010 *****

SITC	Uraian golongan barang Group description	Berat bersih/ Net weight (Kg)		Nilai/Value C.I.F (US\$)	
		Bulan ini Current month	Kumulatif Cum.Jan.to date	Bulan ini Current month	Kumulatif Cum.Jan.to date
C. By Commodity 3 digit SITC					
333	Petroleum Oil, Crude	1.158.732.214	3.638.471.025	670.028.995	2.140.869.951
334	Petroleum Products, Refined	2.079.590.672	5.440.405.510	1.496.086.753	3.856.810.362
335	Residual Petroleum Products, And Related Materials	38.772.490	105.875.353	25.069.836	63.915.184
342	Liquefied Propane And Butane	87.014.940	241.248.262	64.438.804	180.930.510
343	Natural Gas, Liquefied Or Not	0	976	0	17.357
344	Petroleum Gases And Other Gas	8.053	10.773	90.259	124.114
345	Coal Gas, Water Gas And Similar Gas	90.148	90.210	44.096	44.788
411	Animal Oils And Fats	496.109	1.473.187	1.724.591	4.492.303
421	Fixed Vegetable Fats And Oils Soft,crude,refined Or Fractioned	2.144.486	6.444.142	2.919.529	8.710.953
422	Fixed Vegetable Fats And Oils Solid,crude,refined Or Fractioned	593.347	16.141.086	886.857	14.078.736
431	Animal And Vegetable Oil; Fat Processed And Their Wax	3.659.697	10.291.948	5.475.757	15.185.214
511	Hydrocarbon And Their Halogenated, Nitrated Derivatives	192.259.678	514.535.549	214.534.313	568.500.350
512	Alcohols,phenols,phenol-alcohols And Their Halogenated	81.156.135	187.516.101	85.332.349	185.092.523
513	Carboxylic Acids,and Their Anhydrides,halides,peroxides	37.869.197	101.217.170	52.249.963	133.047.661
514	Nitrogen-function Compounds	15.072.155	39.243.540	43.598.324	113.996.516
515	Organo-inorganic And Heterocyclic Compounds	15.590.348	41.091.393	68.685.817	170.042.192
516	Other Organic Chemicals	11.004.644	29.888.425	21.856.992	58.778.202
522	Inorganic Chemical Elements, Oxides And Halogen Salts	54.494.678	204.714.264	42.068.139	127.500.648
523	Metallicsalts And Peroxysalts	149.562.054	429.503.670	47.768.510	127.575.756
524	Other Inorganic Chemicals;chemical Compound Of Precious Metals	2.403.164	5.760.966	2.023.582	5.969.485
525	Radioactive And Associated Materials	11.374	36.889	2.225.458	4.509.138
531	Synthetic Organic; Colouring Matter	5.207.113	14.946.775	24.336.984	67.454.970
532	Dyeing/tanning Extracts And Synthetic Tanning Materials	1.170.880	2.970.025	1.701.163	3.923.841
533	Pigments, Paints, Varnishes, And Related Materials	21.295.254	57.785.243	50.495.260	134.436.103
541	Medicinal And Pharmaceutical Products	1.989.654	4.601.990	39.054.187	97.289.906
542	Medicaments, Including Veterinary Medicaments	1.242.346	3.277.642	27.323.778	70.774.067
551	Essential Oils, Perfumes, And Flavour Materials	2.565.028	6.897.164	29.740.990	83.299.371
553	Perfumery, Cosmetics, And Toilet Preparations	3.991.594	11.161.532	20.863.705	58.917.922
554	Soap,cleansing And Polishing Preparations	8.813.372	25.287.571	19.582.292	52.528.021
562	Fertilizers, Manufactured	244.810.823	863.122.155	79.254.205	294.903.431
571	Polymers Of Ethylene In Primary Forms	50.231.026	129.143.882	75.365.732	178.670.092
572	Polimers Of Styrene In Primary Forms	13.484.939	34.968.358	25.807.523	65.546.449
573	Polimers Of Vinyl Chloride In Primary Forms	3.069.766	9.183.293	4.882.031	13.512.656
574	Poliacetals And Polycarbons In Primary Forms	21.790.203	55.030.391	46.470.648	113.741.381
575	Other Plastics In Primary Forms	75.636.302	200.794.386	144.515.622	363.144.578
579	Waste And Scrap Of Plastics	415.572	2.599.691	105.688	614.888
581	Tubes, Pipes, And Hoses Of Plastics	1.355.649	4.830.437	5.833.913	33.817.905
582	Plates, Sheets, And Film Of Plastics	16.894.116	45.339.518	45.198.872	119.078.311
583	Monofilament And Rod Of Plastics	187.418	489.407	1.042.630	2.318.750
591	Disinfectants, Insecticides, And Fungicides Put In Forms	5.608.595	13.970.764	21.950.555	56.096.436
592	Starches, Inulin, And Wheat Glutenal Buminoidal Substances; Glues	80.060.288	273.278.324	52.388.187	157.642.291
593	Explosive And Pyrotechnic Products	646.935	1.314.620	5.902.264	15.102.439
597	Additive For Mineral Oils	18.755.702	37.606.007	42.552.246	93.094.001
598	Miscellaneous Chemical Products	32.168.199	85.451.462	74.446.857	200.485.097
599	Residual products of chemical or allied industries, sewage sludge;other	19	8.725	1.206	13.532
611	Leathers	2.846.011	7.106.367	23.245.398	55.134.396
612	Manufactures And Composition Leathers	17.175	51.466	165.077	446.368
613	Furskins, Tanned Or Dressed	0	18	0	761
621	Materials Of Rubber	3.979.689	11.172.481	19.743.981	60.160.279
625	Rubber Tyre,tyre Cases,tyre Treads,inner Tubes, And Tyre Flaps	7.388.972	25.508.079	27.640.535	111.323.348
629	Articles Of Rubbers	3.440.461	9.122.316	27.790.194	76.735.786
633	Cork Manufactures	99.441	186.877	300.384	616.775
634	Veneers,plywood,improved/reconstituted Wood Worked	33.673.010	93.604.670	11.946.073	35.817.556
635	Wood Manufactures	838.143	3.031.240	2.588.999	8.198.600
641	Papers And Paperboards	44.994.580	131.119.792	56.252.418	165.143.647
642	Paper And Paperboard Cut To Size/shape And Article Of Papers	8.283.502	23.482.085	25.573.640	75.003.615
651	Textile Yarns	8.979.839	27.638.751	29.206.395	88.020.992
652	Cotton Fabrics, Woven	6.869.674	22.881.564	54.709.751	183.077.282
653	Fabrics, Woven, Of Man-made Fibres	6.605.887	20.215.466	45.824.187	135.065.879
654	Textile Fabrics, Woven, Other Than Of Cotton Or Man-made Fibres	364.217	1.377.430	3.378.969	12.968.323
655	Knitted Or Crochatted Fabrics	6.658.263	22.667.059	54.901.511	178.984.677
656	Tulle,lace,embroidery,ribbons,trimmings And Other Small Wares	1.241.414	3.672.087	13.735.355	43.436.689
657	Special Yarns,textile Fabrics	9.438.418	27.952.829	44.140.990	123.315.327
658	Made-up Articles, Wholly/chiefly Of Textile Materials	1.546.387	4.755.281	2.876.175	12.419.548
659	Floor Coverings	948.653	2.657.188	1.562.582	5.125.933
661	Lime,cement And Fabricated Construction Materials	140.967.439	411.454.121	8.348.712	23.964.008
662	Clay And Refactory Construction Materials	22.310.015	72.997.314	17.287.298	48.322.923
663	Mineral Manufactures	9.054.000	25.756.140	15.216.185	39.941.953
664	Glass	20.149.202	51.691.148	13.418.577	40.038.889
665	Glassware	7.401.954	17.398.752	5.996.885	16.266.689
666	Pottery	1.155.533	5.247.859	612.474	2.457.622
667	Pearl, Precious And Semi Precious Stones	2.050	11.670	57.415	146.648
671	Pig Iron,spiegeleisen,sponge Iron, And Ferro-alloys	39.933.392	49.265.821	18.862.871	33.688.759
672	Ingots And Other Iron/steel In Primary Forms	245.905.089	782.245.578	120.773.762	384.417.587
673	Flat Rolled Products, Not Clad	158.408.900	489.645.166	117.074.674	349.233.975
674	Flat Rolled Products, Clad Or Plated	57.791.267	165.955.038	58.193.691	162.479.648
675	Flat Rolled Products And Alloy Steels	43.513.892	104.874.837	59.280.768	146.028.162

I-2 IMPOR MENURUT GOLONGAN BARANG SITC / IMPORT BY SITC COMMODITY GROUPS
***** MARET / MARCH 2010 *****

SITC	Uraian golongan barang Group description	Berat bersih/ Net weight (Kg)		Nilai/Value C.I.F (US\$)	
		Bulan ini Current month	Kumulatif Cum.Jan.to date	Bulan ini Current month	Kumulatif Cum.Jan.to date
C. By Commodity 3 digit SITC					
676	Iron/steel Bars, Rods, Angels, Shaped And Sections	80.944.818	209.978.993	69.841.346	186.375.687
677	Rail/railway And Tractor Construction Of Iron/steel Materials	283.464	5.554.280	684.571	7.233.817
678	Wire Of Iron/steel	17.520.751	53.979.345	20.832.425	54.624.133
679	Tubes, Pipes, Hollow Profile, Pipe Fitting Of Iron/steel	65.536.701	187.193.032	120.426.894	423.218.638
681	Silver, Platinum, And Other Metal Of The Platinum Groups	2.049	8.929	1.163.802	3.140.723
682	Copper	6.319.851	39.735.187	43.170.714	209.883.195
683	Nickel	94.676	338.875	1.469.940	4.257.157
684	Aluminium	37.949.179	103.307.869	98.197.888	257.333.050
685	Lead	7.475.662	20.415.418	16.554.193	46.465.900
686	Zinc	10.921.082	28.965.528	25.567.934	69.778.931
687	Tin	61.734	237.315	882.455	2.662.603
689	Miscellaneous Non-ferrous Basemetals Employed In Metallurgy	221.710	1.041.766	2.606.667	8.830.456
691	Structures And Parts Of Iron/steel Or Aluminium	7.717.965	41.870.951	19.679.153	95.134.938
692	Metal Containers For Storage And Transportations	4.178.616	9.524.175	34.505.954	61.676.225
693	Wire Products And Fencing Grills	5.552.043	15.339.617	11.711.223	29.987.034
694	Nails, Screws, Nuts, Bolts, Rivets Of Iron/steel Or Copper	8.034.481	23.520.717	38.061.485	101.816.816
695	Tools For Used In The Hand Or In Machines	3.314.224	10.107.159	26.484.061	68.647.824
696	Cutlery	773.516	2.445.326	3.241.695	9.025.434
697	Household Equipment Of Base Metals	1.816.030	6.397.481	5.029.014	15.678.940
699	Manufactures Of Base Metals	29.313.766	75.515.190	88.270.126	237.038.631
711	Steam And Other Vapour Generating Boilers And Parts	7.548.324	28.942.591	56.152.278	176.700.696
712	Steam Or Other Generating Boilers And Parts	3.092.412	9.303.041	54.578.392	161.312.585
713	Internal Combustion Piston Engines And Parts	13.089.104	35.132.584	144.280.547	359.445.898
714	Engines And Motors, Non-electric And Parts	150.289	586.419	16.805.341	61.481.275
716	Rotating Electric Plants And Parts	8.048.182	28.162.381	57.980.582	192.977.234
718	Other Power Generating Machines And Parts	946.382	2.449.187	13.921.690	32.413.831
721	Agricultural Machinery And Parts	728.904	2.120.393	6.083.616	16.718.036
722	Tractors	310.361	1.657.460	1.562.644	10.985.634
723	Civil Engineering And Contractor Plants And Equipments/parts	27.918.707	68.931.876	175.923.169	427.889.277
724	Textile/leather Machinery And Parts	3.614.216	15.313.551	29.980.854	98.464.463
725	Papermill/pulpmill Machinery And Paper Cutting Machines	1.308.178	5.341.779	14.796.753	64.173.806
726	Printing/book Binding Machinery And Parts	1.887.687	5.344.694	67.197.683	168.612.336
727	Food Processing Machines And Parts	5.855.094	11.101.320	35.778.219	93.245.432
728	Other Machines And Equipment Specialized For Particular Industry	11.871.455	32.940.561	98.983.207	309.891.683
731	Machine Tools By Removing Metal	1.875.712	5.859.694	20.033.065	52.759.096
733	Machine Tool For Working Metals	1.709.010	4.978.344	8.923.087	28.769.379
735	Parts Of Machine Tools	284.867	850.787	6.124.077	16.678.898
737	Metalworking Machinery And Parts	1.503.701	4.858.933	11.842.844	34.632.554
741	Heating And Cooling Equipments And Parts	13.296.313	37.968.585	107.555.102	269.997.887
742	Pumps For Liquid And Parts	6.236.487	19.468.831	69.502.259	192.326.939
743	Pumps, Compressors, Fans, Blowers, Centrifuges, And Parts	7.609.435	26.625.199	69.886.043	238.242.359
744	Mechanical Handling Equipments And Parts	13.037.709	30.070.744	90.501.119	186.808.398
745	Other Non-electrical Machinery, Tools, And Mechanical Apparatus	2.023.845	6.792.575	42.422.163	120.628.780
746	Ball Or Roller Bearings	3.309.619	9.257.021	33.639.049	93.463.597
747	Taps, Cocks, And Valves For Pipes	3.981.219	14.397.932	49.910.796	177.041.460
748	Transmission Shafts And Cranks	8.752.095	24.357.622	92.681.545	242.327.001
749	Non-electric Parts And Accessories Of Machineries	2.198.807	5.772.368	29.333.300	79.051.935
751	Office Machines	2.547.820	7.353.552	38.371.891	97.863.165
752	Automatic Data Processing Machines And Their Units	3.359.953	10.778.184	113.447.810	405.555.417
759	Parts And Accessories For Machine Of Heading 751 Or 752	1.848.169	5.414.983	46.285.562	144.580.337
761	Television Receivers	2.714.808	6.820.364	62.403.933	150.851.588
762	Radio Broadcast Receivers	120.019	341.151	4.145.717	9.197.647
763	Sound Recorders Or Reproducers	151.702	480.662	1.957.583	5.171.846
764	Telecommunication Equipments And Parts	10.223.301	28.536.219	466.062.514	1.256.316.127
771	Electric Power Machinery And Parts	3.133.306	10.563.011	24.736.309	101.850.626
772	Electrical Apparatus For Making And Breaking Electrical Circuits	6.674.348	25.231.560	155.670.602	450.964.756
773	Equipment For Distributing Electricity	7.636.523	21.404.261	57.554.745	157.810.197
774	Electrical Apparatus For Medical Purposes And Radiological Apparatus	142.725	452.103	9.556.425	27.110.538
775	Household Type, Electrical/non-electrical Equipments	6.778.115	22.442.271	96.579.852	198.350.440
776	Thermionic, Cold Cathode, And Photo Cathode Valves/tubes	4.747.042	11.756.000	134.057.467	407.521.300
778	Electrical Machinery And Apparatus	12.194.270	34.870.779	179.061.498	460.747.229
781	Passenger Motor Cars	17.258.818	42.263.773	181.731.221	428.491.710
782	Motor Vehicle For The Transportation Of Goods	19.165.105	49.523.764	186.009.480	490.368.112
783	Road Motor Vehicles	912.758	3.841.433	7.803.933	23.201.861
784	Parts And Accessories Of The Motor Vehicles	19.188.185	52.451.263	158.903.288	436.411.824
785	Motorcycles, Scooters, And Other Cycles Motorized/non Motorized	10.667.501	33.943.192	49.857.627	142.815.266
786	Trailers And Other Vehicles, Not Motorized	1.599.092	5.132.787	9.331.661	19.962.552
791	Railway Vehicles And Associated Equipments	930.786	2.223.023	5.402.617	13.292.059
792	Aircraft And Associated Equipments And Parts	380.421	1.973.644	301.118.355	806.156.658
793	Ships, Boats, And Floating Structures	68.893.948	198.028.201	189.248.826	446.339.383
811	Prefabricated Buildings	225.039	974.903	1.371.268	3.019.020
812	Sanitary, Plumbing, Heating, And Lighting Fixtures/fittings	846.515	2.343.443	1.751.665	4.434.796
813	Lighting Fixtures And Fittings	982.519	4.777.938	4.279.702	19.123.798
821	Furnitures And Parts	3.893.910	14.716.455	12.994.079	41.361.374
831	Travel Goods	1.180.382	4.736.366	6.610.377	22.567.410
841	Men's Coats/jackets, Not Knitted	184.774	699.113	1.875.690	5.805.560
842	Women's Coats/jacket, Not Knitted	130.710	979.368	2.457.589	8.202.314

I-2 IMPOR MENURUT GOLONGAN BARANG SITC / IMPORT BY SITC COMMODITY GROUPS
***** MARET / MARCH 2010 *****

SITC	Uraian golongan barang Group description	Berat bersih/ Net weight (Kg)		Nilai/Value C.I.F (US\$)	
		Bulan ini Current month	Kumulatif Cum.Jan.to date	Bulan ini Current month	Kumulatif Cum.Jan.to date
C. By Commodity 3 digit SITC					
843	Men's Coats/jackets, Knitted	226.378	477.654	2.224.513	4.081.948
844	Women's Coats/jackets, Knitted	257.843	1.828.990	1.638.041	7.785.159
845	Articles Of Apparel	530.231	1.832.905	5.619.778	15.901.471
846	Clothing Accessories Of Textiles Fabrics	238.794	684.236	3.174.549	8.685.703
848	Articles Of Apparel And Clothing Accessories Of Other Than Textile Fab	776.966	2.843.052	4.363.635	14.576.671
851	Footwears	1.888.353	6.515.188	11.886.874	36.286.567
871	Optical Instrument And Apparatus	60.933	278.315	1.946.027	8.030.785
872	Medical Instruments And Appliances	839.647	2.807.951	12.259.376	31.346.379
873	Meters And Counters	1.060.005	3.059.675	19.853.186	59.750.217
874	Measuring, Checking, Analysing, And Controlling Instrument And Appar	4.450.071	7.920.388	110.980.018	206.442.052
881	Photographic Apparatus And Equipments	190.644	430.059	2.978.259	7.070.679
882	Photographic And Chinematographic Supplies	1.175.669	2.993.287	6.301.970	15.601.194
883	Cinematograph Film, Exposed And Developed	6.687	16.283	479.316	1.157.943
884	Optical Goods	257.947	880.829	12.926.979	38.510.964
885	Watches And Clocks	269.375	1.171.163	1.894.499	6.983.738
891	Arms And Ammunitions	67.112	219.982	4.581.100	27.592.056
892	Printed Matter	1.037.809	2.918.757	10.046.134	27.489.818
893	Article Of Plastics	11.947.512	37.592.594	40.417.473	124.540.885
894	Baby Carriages, Toys, Games, And Sporting Goods	2.202.205	8.709.603	9.285.172	41.525.136
895	Office And Stationery Supplies	1.739.819	5.384.508	6.430.869	19.942.225
896	Works Of Art, Collectors Pieces And Antiques	23.587	94.876	39.503	510.943
897	Jewellery, Goldsmith, Silversmith Wares, And Other Articles	134.052	711.603	1.677.341	4.959.857
898	Musical Instrument And Parts/accessories	1.923.130	4.692.972	33.976.934	69.959.491
899	Other Miscellaneous Manufactured Articles	3.689.169	12.532.247	30.732.218	93.737.856
961	Coin Not Being Legal Tender	450.000	956.549	1.880.000	3.995.080
971	Gold, Non-monetary	27.010	44.918	4.393.502	9.962.838
TOTAL IMPORT		8.994.268.257	25.326.475.036	10.972.641.400	29.961.239.745

I.3. IMPOR MENURUT KOMODITI / IMPORT BY HS COMMODITY
***** MARET / MARCH 2010 *****

HS	Uraian Komoditi Commodity Description	Berat Bersih / Net Weight (Kg)		Nilai / Value C.I.F (US\$)	
		Bulan ini Current Month	Kumulatif Cum.Jan. to date	Bulan ini Current Month	Kumulatif Cum.Jan. to date
0102901000	Live oxen, other than pure-bredbreeding animals	23.013.221	68.658.773	48.510.085	139.940.947
0102902000	Live buffaloes, other than pure-bredbreeding animals	110.630	266.981	185.548	530.190
0105941000	Breed.fowl of the spec.gallus domesticus,oth than fighting cock, weight<=2000 g	488	1.870	23.173	87.130
0201300000	Meat of bovine animals, boneless,fresh or chilled	119.116	339.147	492.955	1.464.577
0202200000	Oth cuts with bone in of bovine animals,frozen	187.971	576.087	353.587	1.198.482
0202300000	Meat of bovine animals, boneless,frozen	6.992.017	20.270.525	22.303.647	62.955.872
0203290000	Other meat of swine, frozen	0	16.820	0	24.127
0204220000	Oth cuts with bone in of sheep,fresh or chilled	3.154	8.063	16.148	51.565
0204230000	Other meat of sheep, boneless, fresh orchilled	188	795	1.617	11.563
0204410000	Carcasses & half-carcasses of sheep,frozen	2.131	3.405	12.568	22.081
0204420000	Oth cuts with bone in of sheep, frozen	44.101	73.727	278.551	479.610
0204430000	Other meat of sheep, boneless, frozen	24.363	41.628	145.764	263.008
0204500000	Meat of goats, fresh, chilled or frozen	0	22.597	0	80.925
0206210000	Tongues of bovine animals, frozen	347	7.986	1.227	16.802
0206220000	Livers of bovine animals, frozen	354.364	696.700	715.746	1.359.357
0206290000	Other edible offal of bovine animals,frozen	4.077.401	10.444.318	8.443.338	20.296.294
0206900000	Edible offal of sheep, goats, horses,asses, mules or hinnies, frozen	0	33.036	0	76.728
0207149000	Oth cuts & offals of fowl of the speciesgallus domesticus, frozen	33.560	58.047	52.419	89.449
0207250000	Meat and edible offal of turkeys, notcut in pieces, frozen	10.596	11.256	30.842	32.115
0207331000	Meat and edible offal of ducks,not cut in pieces, frozen	61.772	204.487	107.455	273.686
0207369000	Oth cut & offal of ducks, geese/guineafowls, frozen	16.320	33.140	23.352	46.761
0210999000	Oth meat & edible, incl. frours & mealssalted, in brine, dried or smoked	15.720	27.500	122.095	224.749
0301102000	Ornamental marine fish, live	8.609	8.609	7.156	7.156
0301103000	Freshwater ornamental fish, live	0	564	0	7.819
0301920000	Eels (anguilla spp.), live	744	2.604	13.356	48.449
0301994090	Other freshwater fish, live	15.394	99.243	22.084	136.330
0302190000	Oth salmonidae fish,excl.fillet,liverand roes, fresh or chilled	82.638	116.238	71.596	100.335
0302230000	Sole fish, excl.fillet,livers & roesfresh or chilled	14.600	26.640	12.134	20.374
0302290000	Oth flat fish, excl.fillet,liver & roesfresh or chilled	0	25.000	0	25.000
0302390000	Oth tunas, excl.fillet, livers & roes,fresh or chilled	38.210	95.399	32.250	81.077
0302610000	Sardines, excl. fillets, livers & roes,fresh or chilled	145.926	360.438	122.648	305.823
0302620000	Haddock, excl. fillets, livers & roes,fresh or chilled	0	9.804	0	24.333
0302640000	Mackerel, excl. fillets livers & roes,fresh or chilled	21.560	21.560	15.092	15.092
0302691090	Other marine fish excl.fillet, liversand roes, fresh or chilled	41.901	208.101	37.763	171.651
0302692010	Tilapia, excl.fillet, livers and roes,fresh or chilled	42.491	85.118	35.766	71.249
0302692090	Other freshwater fish, excl.fillet,livers and roes, fresh or chilled	39.480	79.169	33.307	65.751
0302700000	Livers & roes of fish, fresh/chilled	3.563	5.176	5.712	8.354
0303110000	Sockeye salmon, excl.fillet, livers & roes, frozen	3.327	3.327	17.005	17.005
0303220000	Atlantic & danube salmon, excl.fillet,livers and roes, frozen	9.861	30.016	111.373	288.570
0303290000	Other salmonidae, excl.fillet, liversand roes, frozen	1.626	29.666	8.416	31.140
0303310000	Halibut, excl.fillet, livers and roes,frozen	953	953	4.873	4.873
0303330000	Sole, excl.fillet, livers & roes,frozen	0	404	0	3.236
0303410000	Albacore/longfinned tunas,excl.fillet,livers and roes, frozen	496.280	761.832	1.219.378	1.884.425
0303420000	Yellow fin tunas, excl.fillet, liver & roes, frozen	156.590	295.300	164.002	338.104
0303430000	Skipjack or stripe-bellied bonito,excl.fillet, livers and roes, frozen	1.282.546	2.887.198	1.170.812	2.553.643
0303490000	Oth tunas, excl.fillet,livers & roes,frozen	148.698	667.036	98.630	413.231
0303510000	Herring clupea harengus,clupea pallasii,excl.fillet,livers and roes,frozen	0	206	0	932
0303520000	Cod (gadus morhua, ogac, macrocephalu),excl.fillet,livers and roes,frozen	1.759	14.143	2.814	26.363
0303610000	Swordfish (xiphias gladius),excl.fillet,livers and roes,frozen	0	54.494	0	54.505
0303710000	Sardines, excl.fillet, livers and roes,frozen	349.557	1.025.678	234.398	722.277
0303740000	Mackerel, excl.fillet, livers and roes,frozen	4.242.266	22.742.894	3.064.730	16.276.194
0303750000	Dogfish and other sharks, excl.fillet,livers and roes, frozen	853	28.903	7.249	230.534
0303760000	Eels, excl.fillet, livers & roes,frozen	7.800	10.951	22.733	28.422
0303770000	Sea bass, excl.fillet, livers and roes,frozen	0	278	0	2.441
0303791090	Other marine fish, excl.fillet, liversand roes, frozen	1.276.768	4.904.591	1.049.574	3.915.816
0303792010	Tilapia, excl.fillet, livers and roes,frozen	61.601	109.603	38.971	69.736
0303792090	Other freshwater fish, excl.fillet,livers and roes, frozen	230.800	906.902	193.340	742.561
0303801000	Livers of fish, frozen	0	189	0	632
0303802000	Roes of fish, frozen	0	3.929	0	18.777
0304210000	Swordfish (xiphias gladius)frozen fillets	12.661	28.678	76.734	213.891
0304290000	Other fish fillets,frozen	216.593	600.552	472.899	1.375.048
0304990000	Other fish meat (whether or not minced)frozen	27.860	93.860	16.716	63.516
0305100000	Flours, meals and pellets of fish,fit for human consumption	1.000	2.380	19.822	47.947
0305201000	Livers & roes of freshwater fish, dried,salted or salted or in brine	55.416	357.228	44.333	285.782
0305300000	Fish fillets, dried,salted or in brine,but not smoked	17.468	17.468	69.588	69.588
0305490000	Other smoked fish, including fillets	0	552	0	1.314
0305591000	Sharks fins, dried, salted/unsaltedbut not smoked	2.082	3.634	44.156	67.499
0305592000	Marine fish, including anchovies, dried,salted/unsalted, but not smoked	2.001.158	7.422.079	1.579.203	5.681.099
0305599000	Other dried fish, salted/unsalted butnot smoked	242.150	1.017.244	190.269	836.922
0305691000	Marine fish, incl sharks fin,salted butnot dried or smoked and in brine	11.412	12.529	52.904	54.873
0305699000	Other fish, salted but not dried orsmoked and in brine	0	240	0	272
0306130000	Shrimps and prawns, frozen	47.610	351.541	399.533	2.938.144
0306140000	Crabs, frozen	6.101	212.084	21.945	1.237.210
0306190000	Other, incl flours, meals & pellets ofcrustac, fit for human consump,frozen	46	692	46	8.890
0306231000	Shrimps and prawns, breeder	1.010	3.262	21.141	90.683
0306234900	Other shrimps and prawns, driedin oth than airtight containers	0	176	0	625

I.3. IMPOR MENURUT KOMODITI / IMPORT BY HS COMMODITY
***** MARET / MARCH 2010 *****

HS	Uraian Komoditi Commodity Description	Berat Bersih / Net Weight (Kg)		Nilai / Value C.I.F (US\$)	
		Bulan ini Current Month	Kumulatif Cum.Jan. to date	Bulan ini Current Month	Kumulatif Cum.Jan. to date
0306249100	Crabs,in airtight container, not frozen	0	13.533	0	163.115
0306249900	Other crabs, not frozennot in airtight containers	0	17.047	0	216.442
0306299900	Other crustaceans, not frozenin oth than airtight containers	0	2.159	0	23.773
0307102000	Oysters, fresh, chilled or frozen	790	805	7.838	7.866
0307212000	Scallops, fresh or chilled	0	4.075	0	4.877
0307291000	Scallops, frozen	4.939	17.677	16.847	97.223
0307391000	Mussels, frozen	3	403	68	3.268
0307412000	Cuttle fish and squid,fresh or chilled	643	1.237	1.033	2.101
0307491000	Cuttle fish and squid, frozen	663.331	1.373.812	518.147	1.213.074
0307492000	Cuttlefish&squid,dried,salted/in brine	0	516	0	1.301
0307512000	Octopus, fresh or chilled	3.452	12.276	5.472	20.089
0307591000	Octopus, frozen	23.972	36.365	54.688	72.831
0307602000	Snails, other than sea snails, fresh,chilled or frozen	0	407	0	717
0307991000	Other molluscs, frozen	25.715	125.095	5.996	153.415
0307992000	Beche-de-mer(trepang), dried, saltedor in brine	0	98	0	328
0307999000	Oth aquatic invertebrates not crstceans,for human consumpt dried,salted/in brine	0	3.243	0	3.696
0401100000	Milk and cream, not concentrated, no addsugar, of a fat content, by weight < 1%	202.382	389.863	582.065	1.174.326
0401200000	Milk and cream, not concentrated, no addsugar, of a fat content, by weight 1-6	41.302	124.285	43.783	113.096
0401300000	Milk and cream, not concentrated, no addsugar, of a fat content, by weight > 6%	368.044	663.611	1.317.875	1.960.643
0402103000	Milk&cream fat cont<=1.5%,in solid formadded sugar/oth sweet,in cont>= 20 kg	8.577.503	26.656.199	27.479.609	78.290.272
0402109000	Milk&cream fat cont<=1.5%,in solid formadded sugar/oth sweet,in cont< 20 kg	1.579.375	3.579.395	5.020.112	11.094.963
0402212000	Milk&cream fat cont> 1.5%,in solid formnot added sugar/oth sweet,in cont>=20 kg	2.805.254	7.266.454	9.866.473	24.118.142
0402219000	Milk&cream fat cont> 1.5%,in solid formnot added sugar/oth sweet,in cont<20 kg	135.874	830.759	383.548	2.867.166
0402292000	Milk&cream fat cont> 1.5%,in solid formadded sugar/oth sweet,in cont>= 20 kg	0	16.000	0	37.200
0402299000	Milk&cream fat cont> 1.5%,in solid formadded sugar/oth sweet,in cont< 20 kg	1.410.272	2.823.847	9.333.949	18.635.085
0402910000	Other milk & cream, not containingadded sugar/other sweetening	0	39.275	0	123.716
0402990000	Other milk&cream, containing added&sugar/other sweetening	136.622	532.441	231.755	885.760
0403101100	Yoghurt in liquid form, incl. condensedform,cont.fruits, nuts, cocoa or flavor	0	1.926	0	4.531
0403101900	Yoghurt in other form, containing fruits,nuts, cocoa or flavoring matter	11.988	26.046	45.225	100.011
0403109900	Yoghurt in other form, not contain fruitnut, cocoa, or flavoring matter	1.550	1.550	5.522	5.522
0403901000	Buttermilk	1.461.325	3.332.850	4.108.451	8.790.245
0403909000	Curdled milk and cream, kephir & otherfermented milk and cream	174.993	1.019.495	110.688	475.755
0404101100	Whey, whether/not concentrated/containadd sugar/sweetening,for human consu	4.889.605	13.822.583	7.665.205	18.882.158
0404101900	Modified whey,whether/not concentr/contadd sugar/sweetening,for human consu	1.453.750	3.936.957	3.130.668	7.340.824
0404109900	Modified whey,whether/not concentr/contadd sugar/sweetening,for animal feedin	0	43.194	0	85.746
0404900000	Oth products consisting of natural milk	270.916	802.472	561.350	1.934.823
0405100000	Butter derived from milk	856.629	1.714.624	4.064.436	7.329.990
0405200000	Dairy spreads derived from milk	0	4.829	0	11.071
0405901000	Anhydrous butterfat derived from milk	694.962	2.538.972	3.420.150	10.902.866
0405902000	Butter oil derived from milk	19.601	19.601	14.700	14.700
0405909000	Other fats and oils derived from milk	84.249	134.649	343.357	526.595
0406101000	Fresh cheese (unripened or uncured),including whey cheese	614.873	1.435.476	2.780.849	5.920.834
0406109000	Fresh curd (unripened or uncured)	1.760	2.880	20.085	33.350
0406201000	Grated/powdered cheese,in packages ofa gross weight exceeding 20 kg	0	49.690	0	435.949
0406209000	Grated/powdered cheese,in packages ofa gross weight <= 20 kg	52.199	97.497	258.631	503.861
0406300000	Processed cheese,not grated or powdered	529.378	1.419.677	2.283.876	6.098.661
0406900000	Other cheese	33.988	144.736	294.347	829.329
0408110000	Egg yolks, dried	64.019	117.945	305.508	545.856
0408190000	Egg yolks, other than dried	0	500	0	8.534
0408910000	Birds' eggs, not in shell, dried	132.900	307.864	734.188	1.814.008
0409000000	Natural honey	523.720	3.299.857	1.120.805	6.126.961
0410009000	Other edible products of animal origin,not elsewhere specified or included	300	300	4.522	4.522
0501000000	Human hair, unworked, whether or notwashed or scoured; waste of human hair	11.236	31.151	735.134	1.789.892
0502900000	Badger hair and other brush making hairand waste thereof	49.750	180.648	333.315	1.147.013
0504000000	Animals guts, bladder & stomachs, fresh,chilled,frozen,salt.,brined,dried/smoked	0	90	0	2.474
0505101000	Duck feathers and down, of a kind usedfor stuffing	21.918	31.018	300.487	372.672
0505109000	Feathers and down other than duck, ofa kind used for stuffing	0	4.468	0	183.467
0505901000	Duck feathers and down, used other thanfor stuffing	20.273	33.238	127.049	179.231
0505909000	Other skins and parts of birds; powderand wsate of feather or part of feathers	231.948	807.855	210.193	960.156
0507902000	Tortoise-shell, unworked/ simply pre-pared but not cut to shape	11	11	201	201
0508001000	Coral&similar material,unworked/ simplyprepared but not otherwise worked	60	160	1.920	5.120
0508002000	Shells of molluscs, crustaceans/echinoderms,unworked/ simply prepared uncut	10.660	10.660	9.506	9.506
0508009000	Cuttle-bone,unworked/ simply preparednot cut to shape,powder&waste thereof	0	28.696	0	14.073
0511912000	Roes	0	56.792	0	34.795
0511913000	Artemia egg (brine shrimp egg)	6.120	24.404	254.090	526.920
0511919000	Oth.product of fish or crustaceans,moluscs or oth.aqua invertebrates	28.000	553.616	23.800	477.947
0511999000	Other animal products not elsewherespecified or included	123.609	227.937	140.436	258.728
0601100000	Bulbs, tubers, tuberous roots, corms,crowns & rhizomes, dormant	0	5.554	0	14.391
0601209000	Bulbs,tubers,tuberous roots, cormscrowns & rhizomes, in growth or in flower	290	20.559	1.042	24.378
0602109000	Unrooted cutting and slips of oth plants	0	63.426	0	51.042
0602200000	Trees, shrubs & bushes, grafted or not,of kinds which bear edible fruit or nuts	0	138	0	14.094
0602400000	Roses, grafted or not	0	168	0	7.539
0602902000	Orchid seedlings	0	7.546	0	9.000
0602909000	Other live plants; mushroom spawn	35.477	73.043	99.409	181.960
0603140000	Chrysanthenums, fresh flowers of a kindsuitable for bouquets/ornamental purpose	0	1.008	0	9.610
0603900000	Flowers of a suitable for ornamental, dried, dyed, bleached / othwise prep	0	1.232	0	3.653
0604100000	Mosses and lichens	5.500	11.660	14.025	34.661
0604910000	Foliage, branches & oth parts of plants,fresh	0	10.596	0	9.464

I.3. IMPOR MENURUT KOMODITI / IMPORT BY HS COMMODITY
***** MARET / MARCH 2010 *****

HS	Uraian Komoditi Commodity Description	Berat Bersih / Net Weight (Kg)		Nilai / Value C.I.F (US\$)	
		Bulan ini Current Month	Kumulatif Cum.Jan. to date	Bulan ini Current Month	Kumulatif Cum.Jan. to date
0604990000	Foliage, branches & oth parts of plants,other than fresh	0	11.937	0	24.906
0701100000	Potatoes seed, fresh or chilled,	200.000	600.180	153.405	539.462
0701900000	Potatoes, other than seed, fresh or chilled	1.028.863	5.323.915	580.505	3.158.890
0702000000	Tomatoes, fresh or chilled	99	2.998	355	9.219
0703101900	Onions,fresh/chilled,oth.than bulbsfor propagation	2.609.998	5.159.286	1.028.474	2.128.753
0703102900	Shallots,fresh/chilled,oth than bulbsfor propagation	19.211.655	31.039.401	8.407.250	13.727.389
0703209000	Garlic,fresh/chilled, oth than bulbsfor propagation	27.730.804	89.203.816	15.697.405	51.169.564
0703909000	Leeks & oth.alliaceous, fresh/chilledoth than bulbs for propagation	68.809	121.919	124.560	171.289
0704101000	Cauliflowers, fresh or chilled	22.848	72.517	24.858	84.871
0704102000	Headed broccoli, fresh or chilled	63.465	169.159	67.638	183.980
0704200000	Brussels sprouts, fresh or chilled	16	16	63	63
0704901000	Cabbages, fresh or chilled	789	11.329	742	11.715
0704909000	Kohlrabi, kale and similar ediblebrassicac, fresh or chilled	10.210	20.793	8.030	23.801
0705110000	Cabbage lettuce (head lettuce), freshor chilled	6.698	17.620	8.095	24.912
0705190000	Other lettuce, fresh or chilled	2.592	10.343	2.927	11.732
0705290000	Other chicory, fresh or chilled	641	2.005	186	4.984
0706101000	Carrots, fresh or chilled	2.278.260	5.856.585	1.271.904	3.161.366
0706102000	Turnips, fresh or chilled	0	213	0	241
0706900000	Salad beetroot,salsify,celeriac,radishand similar edible roots,fresh/chilled	16.196	18.299	9.664	13.308
0707000000	Cucumbers and gherkins, fresh/chilled	3.146	11.128	4.238	15.684
0708100000	Peas (pisum sativum), fresh/chilled	10.892	28.156	10.514	28.828
0708900000	Other leguminous vegetables, fresh orchilled	658	4.787	763	6.142
0709200000	Asparagus, fresh or chilled	1.164	2.770	1.414	3.369
0709300000	Aubergines (egg-plants),fresh/chilled	108	160	32	47
0709400000	Celery oth than celeriac,fresh/chilled	5.253	17.675	6.195	26.470
0709510000	Mushrooms of the genus agaricus, freshor chilled	33.955	107.049	35.607	133.999
0709590000	Other mushrooms, fresh or chilled	35.096	146.256	53.087	190.892
0709601000	Chillies, other than giant chillies,fresh or chilled	276.227	428.282	210.417	327.575
0709609000	Other fruits of the genus capsicum orof the genus pimenta, fresh or chilled	26.077	28.417	18.071	21.957
0709700000	Spinach, new zealand spinach & orachespina, fresh or chilled	2.519	8.743	2.842	10.165
0709909000	Other vegetables, fresh or chilled	115.493	331.330	113.659	328.401
0710100000	Potatoes, frozen	432.231	1.043.374	399.779	1.016.944
0710210000	Peas (pisum sativum), frozen	11.898	201.656	12.115	177.711
0710290000	Other leguminous vegetable, frozen	111.664	322.849	116.064	355.114
0710300000	Spinach,new zealand spinach and orachespina (garden spinach), frozen	60	4.374	237	13.335
0710400000	Sweet corn, frozen	42.172	151.398	38.936	125.315
0710800000	Other vegetables, frozen	69.507	129.866	118.974	208.568
0710900000	Mixtures of vegetables, frozen	80.542	195.038	80.837	192.961
0711209000	Olives, preserved in other preservation	163	5.627	1.595	18.029
0711901000	Sweet corn, provisionally preserved	0	17.700	0	11.750
0711902000	Chillies, provisionally preserved	12.612	25.222	8.071	16.141
0711903000	Capers, provisionally preserved	22	22	217	217
0711905000	Onions, preserved other than by sulphurdioxide gas	6	6	5	5
0711909000	Oth vegetables, mixtures of vegetablesprovisionally preserved	16.540	40.214	10.533	49.780
0712200000	Onions, dried, whole, cut, sliced,broken/in powder, but not further prep	167.092	821.942	485.318	2.469.740
0712310000	Mushrooms (genus agaricus), dried,whole,broken/in powder, but not further prep	4.000	11.685	10.600	35.716
0712320000	Wood ears (auricularia spp.),dried,whole,broken/in powder, but not further prep	19.330	87.458	17.774	87.098
0712330000	Jelly fungi (tremella spp.),dried,whole,cut, broken/in powder,but not furth prep	0	16.867	0	17.777
0712391000	Truffles, dried, whole, cut, sliced,broken/in powder, but not further prep	0	3.612	0	9.438
0712399000	Other mushrooms, dried, whole,cut,sliced,broken/in powder, but not further prep	48.551	233.598	80.281	463.724
0712901000	Garlic, whole, cut, sliced,broken/in powder, but not further prep	324.952	661.021	483.567	1.067.968
0712909000	Other vegetables/mixtures of vegetableswhole, cut, sliced, but not further prep	44.839	168.198	132.430	501.003
0713101000	Peas, dried, for sowing	2.140	19.547	2.970	55.374
0713109000	Peas, dried, other than for sowing	277.865	277.865	67.356	67.356
0713201000	Chickpeas(garbanzos), dried, for sowing	357	357	495	495
0713209000	Chickpeas(garbanzos), dried, other thanfor sowing	0	581	0	1.566
0713319000	Beans (vigna mungo hepper/vigna radiatawilczek), dried, other than for sowing	7.512.750	11.707.700	5.771.076	8.733.282
0713329000	Small red(adzuki) beans(phaseolus/vigna)dried, other than for sowing	28	62	8	17
0713339000	Kidney beans, including white pea beansdried, other than for sowing	1.239.653	1.660.653	469.951	614.777
0713399000	Other beans,dried,other than for sowing	473.355	590.920	484.918	560.869
0713409000	Lentils, dried, other than for sowing	0	2.670	0	5.636
0713509000	Broad beans & horse beans, dried,other than for sowing	595.292	1.611.872	366.186	952.413
0713901000	Other dried leguminous vegetables,for sowing	573	573	795	795
0713909000	Other dried leguminous vegetables,other than for sowing	236.524	728.340	126.732	351.623
0714101900	Manioc (cassava)sliced or in form of pellets	197	593	57	2.130
0714109000	Manioc (cassava), in other form	0	11.700	0	10.003
0714200000	Sweet potatoes	3.289	5.256	3.298	6.108
0714909000	Arrowroot, salep, jerusalem artichokes,& similar roots/tubers with high starch	13.898	37.931	16.084	38.039
0801110000	Coconuts, desiccated, fresh or dried	0	24.606	0	36.823
0801190000	Coconuts, other than desiccatedfresh or dried	617.755	1.054.602	400.871	692.827
0801320000	Cashew nuts, shelled, fresh or dried	47.628	111.132	201.275	509.625
0802120000	Almonds, shelled, fresh or dried	82.512	153.983	391.147	726.917
0802220000	Hazelnut/filberts, shelled, fresh/dried	191	13.691	1.868	103.118
0802320000	Walnuts, shelled, fresh or dried	836	12.176	5.400	93.650
0802400000	Chestnuts (castanea spp.), fresh/dried,whether or not,shelled or peeled	6.102	14.542	6.204	15.748
0802500000	Pictachios, fresh or dried	6.694	6.694	43.200	43.200
0802600000	Macadamia nuts,fresh or dried,whether or not,shelled or peeled	12	91	117	1.235
0802901000	Areca nuts, fresh or dried	11.207	22.407	6.314	18.701

I.3. IMPOR MENURUT KOMODITI / IMPORT BY HS COMMODITY
***** MARET / MARCH 2010 *****

HS	Uraian Komoditi Commodity Description	Berat Bersih / Net Weight (Kg)		Nilai / Value C.I.F (US\$)	
		Bulan ini Current Month	Kumulatif Cum.Jan. to date	Bulan ini Current Month	Kumulatif Cum.Jan. to date
0802909000	Other nuts, fresh or dried	15.981	60.639	97.836	233.849
0803001000	Pisang mas, pisang rastali, pisangberangan & pisang embun, fresh/dried	159.424	252.352	66.452	101.935
0803009000	Other bananas, including plantains, fresh or dried.	175.393	265.256	119.906	322.932
0804100000	Dates, fresh or dried	243.620	690.346	215.686	562.416
0804200000	Figs, fresh or dried	64	64	622	622
0804300000	Pineapples, fresh or dried	4.274	10.758	1.508	16.263
0804400000	Avocados, fresh or dried	314	633	369	877
0804501000	Guavas	10.384	23.538	6.470	27.380
0804502000	Mangoes	347.444	550.439	252.242	401.155
0805100010	Oranges, fresh	826.333	2.872.550	643.277	2.187.266
0805200000	Mandarin (incl. tangerines & satsumas), & similar citrus hybrids, fresh or dried	27.263.524	77.423.386	24.237.524	68.488.495
0805400000	Grapefruit, including pomelos fresh or dried	5.381	92.883	5.002	77.680
0805500000	Lemons and limes, fresh or dried	55.521	161.147	52.462	156.664
0805900000	Other citrus fruit, fresh or dried	7.242	28.439	9.399	31.281
0806100000	Grapes, fresh	2.418.473	5.201.906	4.703.646	10.301.740
0806200000	Grapes, dried	104.596	185.538	168.885	267.095
0807110000	Watermelons, fresh	98.155	165.720	38.860	233.551
0807190000	Other melons, fresh	34.536	73.702	13.891	129.618
0807209000	Other papaws (papayas), fresh	42.399	142.393	17.389	179.457
0808100000	Apples, fresh	11.585.963	26.539.873	9.765.904	22.194.083
0808200000	Pears and quinces, fresh	7.482.453	16.395.765	6.060.451	13.062.486
0809100000	Apricots, fresh	17	17	72	72
0809300000	Peaches, including nectarines, fresh	6.230	6.771	6.879	7.784
0809400000	Plums and sloes, fresh	8.901	19.692	12.234	28.512
0810100000	Strawberries, fresh	20.000	42.086	46.000	94.304
0810200000	Raspberries, blackberries, mulberries, loganberries, fresh	0	105	0	700
0810500000	Kiwi fruit, fresh	77.592	169.298	129.150	286.469
0810600000	Durians, fresh	576.959	1.330.233	834.941	1.935.214
0810901000	Longans, fresh	799.092	2.889.666	949.364	3.380.718
0810903000	Rambutan, fresh	0	1.947	0	1.780
0810904010	Langsat, fresh	0	313	0	2.375
0810904020	Starfruit, fresh	150	765	43	6.097
0810905000	Jackfruits (cempedak and nangka), fresh	725	5.376	206	3.770
0810906000	Tamarinds, fresh	0	3.346	0	2.252
0810909000	Other fruit, fresh	354.922	1.294.677	290.935	1.065.577
0811000000	Strawberries, uncooked or cooked by steaming or boiling water, frozen	0	58.395	0	54.467
0811200000	Raspberries, blackberries, mulberries, loganberries, currant, gooseberries, frozen	50	7.482	492	30.576
0811900000	Other fruit and nuts, uncooked/cooked by steaming or boiling water, frozen	10.658	46.127	7.123	135.780
0812100000	Cherries, provisionally preserved	474	474	1.245	1.245
0812900000	Oth fruit & nut, provisionally preserved	13.061	13.061	34.294	34.294
0813100000	Apricots, dried	649	2.004	4.180	7.972
0813200000	Prunes, dried	241	1.829	1.550	6.050
0813300000	Apples, dried	44.102	88.470	60.272	122.173
0813401000	Longans, dried	0	2.261	0	2.274
0813402000	Tamarinds, dried	48.000	79.400	14.400	37.197
0813409000	Other fruit, dried,	1.558	11.080	12.151	31.843
0813502000	Mixture of which dates/nuts other than cashew nuts/brazil nut predmnt by weight	11.000	11.000	17.050	17.050
0814000030	Peel of citrus fruit or melons, watermelons, dried	725	1.119	4.887	7.352
0901111000	Arabica wib or robusta oib, not roasted not decaffeinated	4.126.223	13.024.442	6.099.590	19.103.157
0901119000	Oth coffee, not roasted, not decaffeinated	0	808.265	0	812.853
0901129000	Oth coffee, not roasted, decaffeinated	0	7.272	0	5.288
0901211000	Coffee, roasted, not decaffeinated, unground	23.855	82.004	132.662	669.335
0901212000	Coffee, roasted, not decaffeinated, ground	623	13.495	5.990	121.985
0901222000	Coffee, roasted, decaffeinated, ground	40	2.654	1.255	25.404
0901902000	Coffee substitutes containing coffee	0	846	0	1.673
0902109000	Green tea (not fermented), in packing <= 3 kg, other than leaf	252	6.489	6.985	15.785
0902201000	Green tea (not fermented), in packing > 3 kg, leaf	0	233.005	0	229.848
0902209000	Green tea (not fermented), in packing > 3 kg, other than leaf	29.805	84.159	76.339	141.817
0902301000	Black tea (fermented), in packing <= 3 kg leaf	0	985	0	16.894
0902309000	Black tea (fermented), in packing <= 3 kg other than leaf	3.045	10.283	14.030	105.718
0902401000	Black tea (fermented), in packing > 3 kg leaf	133.276	216.601	143.153	201.481
0902409000	Black tea (fermented), in packing > 3 kg other than leaf	512.763	1.453.359	1.233.319	3.207.971
0904111000	White pepper, neither crushed nor ground	608.000	1.145.500	193.125	377.124
0904112000	Black pepper, neither crushed nor ground	0	13.894	0	40.895
0904121000	White pepper, crushed or ground	583	1.014	3.718	9.648
0904122000	Black pepper, crushed or ground	338	9.127	3.857	64.960
0904129000	Other pepper, crushed or ground	339	1.840	4.698	17.600
0904201000	Chillies, dried	1.901.970	3.765.729	1.589.509	3.200.015
0904202000	Chillies, crushed or ground	154.410	496.661	140.869	518.112
0904209000	Oth fruits of the genus capsicum/pimenta, dried or crushed or ground	784	16.920	11.091	36.774
0905000090	Other vanilla	0	9.653	0	12.340
0906110000	Cinnamon (cinnamomum zeylanicum/blume), neither crushed nor ground	5.000	5.000	8.500	8.500
0906190000	Cinnamon-tree flowers neither crushed nor ground	6	20	29	86
0906200000	Cinnamon and cinnamon-tree flowers, crushed or ground	56.850	189.720	62.766	392.869
0908100010	Nutmeg, in shell	0	3.000	0	12.000
0908100020	Nutmeg, shelled	331	331	4.768	4.768
0908300000	Cardamoms	21	21	207	207
0909101000	Seeds of anise	33.200	59.270	13.413	23.473

I.3. IMPOR MENURUT KOMODITI / IMPORT BY HS COMMODITY
***** MARET / MARCH 2010 *****

HS	Uraian Komoditi Commodity Description	Berat Bersih / Net Weight (Kg)		Nilai / Value C.I.F (US\$)	
		Bulan ini Current Month	Kumulatif Cum.Jan. to date	Bulan ini Current Month	Kumulatif Cum.Jan. to date
0909200000	Seeds of coriander	1.335.572	3.781.877	429.701	1.214.374
0909300000	Seeds of cumin	110.312	264.702	124.130	293.949
0909400000	Seeds of caraway	63.617	387.930	36.176	147.456
0909500000	Seeds of fennel or juniper berries	0	146.513	0	47.532
0910100000	Ginger	106.428	207.577	119.529	180.359
0910200000	Saffron	0	476	0	3.681
0910300000	Turmeric (curcuma)	512	583	2.831	3.110
0910910000	Mixtures of spices	7	800	60	4.412
0910991000	Thyme; bay leaves	313	1.112	1.974	9.805
0910992000	Curry	4.284	7.756	4.886	7.381
0910999000	Other spices	20.140	125.455	12.052	97.827
1001100000	Durum wheat	7.000.831	17.006.641	1.837.708	4.464.567
1001901100	Meslin, for human consumption	0	1.438	0	9.698
1001901900	Other wheat, for human consumption	398.450.215	1.114.714.951	110.199.008	305.806.816
1001909900	Other wheat, not for human consumption	0	42.153	0	8.154
1004000000	Oats	0	113.840	0	64.694
1005100000	Maize (corn), seeds	70.910	172.167	377.905	405.941
1005901000	Popcorn	447.380	633.159	344.730	500.374
1005909000	Maize (corn), other than seeds	22.317.780	101.738.760	5.320.545	24.088.692
1006100000	Rice in the husk (paddy or rough)	4.750	658.750	13.750	1.975.750
1006301900	Fragrant rice, broken > 25%semi-milled or wholly milled rice	17.990	44.357	29.054	85.013
1006303000	Glutinous rice (pulot), semi-milled orwholly milled rice	15.073.975	31.783.675	8.918.120	19.758.930
1006400000	Broken rice	0	11.080.242	0	4.422.241
1008200000	Millet	1.071.059	2.650.612	366.653	859.937
1008300000	Canary seed	106.554	456.104	57.396	226.928
1008900000	Other cereals	0	120.358	0	51.527
1101001000	Wheat flour	56.028.672	183.213.121	19.149.937	60.021.224
1102100000	Rye flour	2.046	3.282	4.655	8.115
1102200000	Maize (corn) flour	55.069	177.383	60.526	120.642
1102900090	Other cereal flours	630.750	1.723.250	219.883	609.733
1103112000	Groats and meals of durum or hard wheatsmolina	2.406	2.463	3.182	3.567
1103119000	Other groats and meals of wheat	50	14.287	492	10.791
1103130000	Groats and meals of maize (corn)	8.721	37.778	6.187	26.041
1103199000	Groats and meals of other cereals	0	39	0	644
1103200000	Cereal pellets	5.250	31.092	3.646	19.608
1104120000	Rolled/flaked grains of oats	367.426	1.015.138	257.843	698.501
1104191000	Rolled/flaked grains of maize (corn)	53.390	70.875	56.853	71.144
1104199000	Rolled/flaked grains of other cereals	0	4.645	0	7.185
1104220000	Other worked grains of oats	1.814	1.814	5.897	5.897
1104230000	Other worked grains of maize (corn)	35.400	35.400	23.500	23.500
1104299000	Other worked grains of other cereals	998.408	2.012.224	310.968	602.275
1105100000	Flour, meal and powder of potatoes	142.980	270.578	60.597	151.151
1105200000	Flakes, granules and pellets of potatoes	289.450	1.628.061	386.126	2.275.356
1106100000	Flour, meal and powder of the driedleguminous vegetables of heading 07.13	4.614	4.614	5.800	5.800
1106202900	Flour and powder of sago	0	23.000	0	8.856
1106300000	Flour,meal and powder of the driedleguminous vegetables of prod.chapter 8	30.451	142.342	148.832	367.471
1107100000	Malt, not roasted	1.667.120	7.303.492	937.034	4.296.046
1107200000	Malt, roasted	15.000	21.212	13.345	21.320
1108110000	Wheat starch	451.000	671.148	197.996	314.136
1108120000	Maize (corn) starch	16.683.250	44.134.888	6.602.599	17.040.794
1108130000	Potato starch	1.383.587	3.348.671	687.833	1.597.122
1108140000	Manioc (cassava) starch	36.438.450	161.146.422	14.543.717	60.282.409
1108199000	Other starches	31	12.031	409	68.509
1108200000	Inulin	526.061	1.268.968	1.776.758	4.313.475
1109000000	Wheat gluten, whether or not dried	386.016	557.447	282.689	557.730
1201001000	Soya beans, whether or not broken,suitable for sowing	83.616	129.170	38.965	60.844
1201009000	Other soya beans, whether or not broken	212.825.357	512.241.442	98.488.442	241.209.111
1202101000	Ground nuts, not roasted or otherwisecooked, in shell, suitable for sowing	0	25.601	0	8.504
1202109000	Oth ground nuts, not roasted/otherwisecooked, in shell	9.977.781	19.414.506	8.574.688	16.504.997
1202200000	Ground nuts, shelled	14.584.773	27.756.821	16.195.490	29.735.122
1203000000	Copra	0	4.022	0	580
1204000000	Linseed, whether or not broken.	751	751	1.128	1.128
1205100000	Low erucic acid rape or colza seedswhether or not broken	741	2.141	3.016	6.665
1205900000	Other rape or colza seedswhether or not broken	13.305	17.564	4.910	6.610
1206000000	Sunflower seeds, whether or not broken	880.912	2.265.949	371.928	963.390
1207200000	Cotton seeds, whether or not broken	24.000	24.000	39.600	39.600
1207400000	Sesamum seeds, whether or not broken	672.146	1.641.937	346.918	823.295
1207910000	Poppy seeds, whether or not broken	10	10	87	87
1207992000	Palm nuts and kernelswhether or not broken	0	47	0	7.400
1207993000	Safflower seedswhether or not broken	1.658	1.658	612	612
1207999000	Other oil seeds & oleaginous fruits,whether or not broken	1.219	50.535	450	84.459
1208100000	Flours and meals of soya beans	463.049	2.452.651	233.150	1.225.683
1208900000	Flours&meal of oth oil seed/oleaginousfruits, other than those of mustard	0	5.743	0	10.827
1209290000	Other seeds of forage plants, of a kindused for sowing	100.041	111.194	168.661	416.114
1209300000	Seeds of herbaceous plants cultivatedprincipally for their flowers	0	522	0	3.825
1209910000	Vegetable seeds,of a kind used forsowing	15.172	23.706	681.363	1.349.339
1209999000	Other seeds of a kind used for sowing	113.796	132.466	338.080	683.118
1210100000	Hop cones,neither ground nor powdered,nor in the form of pellets	47	321	1.404	4.413

I.3. IMPOR MENURUT KOMODITI / IMPORT BY HS COMMODITY
***** MARET / MARCH 2010 *****

HS	Uraian Komoditi Commodity Description	Berat Bersih / Net Weight (Kg)		Nilai / Value C.I.F (US\$)	
		Bulan ini Current Month	Kumulatif Cum.Jan. to date	Bulan ini Current Month	Kumulatif Cum.Jan. to date
1210200000	Hop cones, ground, powdered or in the form of pellets; lupulin	4.618	4.618	36.987	36.987
1211201000	Ginseng roots, cut, crushed/powdered form	8.736	22.091	58.319	264.364
1211901100	Cannabis, in cut, crushed or powdered form, used for pharmacy	0	23.080	0	9.222
1211901300	Rauwolfia serpentina roots used for pharmacy	178.791	574.387	1.305.856	2.027.439
1211901400	Other plants, in cut, crushed or powdered form, used for pharmacy	20.000	100.000	19.000	134.000
1211901900	Other plants, in other forms used for pharmacy	925	158.875	230	121.009
1211909100	Pyrethrum, in cut, crushed or powdered form	0	29.185	0	200.595
1211909600	Liquorice roots, in cut, crushed or powdered form	0	23.148	0	11.302
1211909900	Oth plants, in cut, crushed/powdered form, used for other purposes	20.904	73.241	23.890	197.202
1212201900	Seaweeds & oth algae, fresh, chilled/dried, used in dyeing, tanning, perfumery	10.431	192.957	81.611	401.199
1212202000	Seaweeds & oth algae, fresh, chilled/dried, for oth, not for human consumption	26.000	52.000	32.760	66.170
1212209000	Oth seaweeds & oth algae, fresh, chilled, dried, primarily for human consumption	10.754	29.690	54.692	142.543
1212993000	Melon seeds	0	322	0	402
1212999000	Other vegetable product, of a kind used primarily for human consumption	51.033	115.646	29.259	75.625
1213000000	Cereal straw and husks, unprepared	1.000	1.000	6.750	6.750
1214100000	Lucerne (alfalfa) meal and pellets	6.958	28.258	2.512	7.099
1214900000	Other forage products, whether/not in the form of pellets.	8.100	128.050	2.859	40.490
1301200000	Gum arabic	34.569	71.568	196.542	382.111
1301901000	Gum benjamin	1.653	68.145	3.183	96.219
1301902000	Gum damar	123.500	274.218	133.398	315.392
1301909000	Other gum and resin	59.988	410.615	80.221	558.007
1302119000	Other opium, whether or not modified	58	308	9.648	243.448
1302120000	Saps and extracts of liquorice, whether or not modified	63.202	219.731	437.325	2.050.426
1302130000	Saps and extracts of hops, whether or not modified	28.925	32.360	119.104	246.672
1302193000	Other medicinal extracts derived from vegetable products	10.080	24.944	276.893	1.110.390
1302194000	Vegetable saps, extracts of pyrethrum or of the root of plants containing rotenone	0	750	0	2.898
1302195000	Japan (or chinese) lacquer (natural lacquer)	0	1.000	0	4.350
1302199000	Other saps and extracts of vegetable	98.699	224.191	1.306.373	2.515.744
1302200000	Pectic substances, pectinates & pectates	21.223	43.374	257.633	512.578
1302310000	Agar-agar	23.459	152.035	51.393	348.448
1302320000	Mucilages & thickeners, whether or not modified, derived from locust beans/guar	378.362	648.417	549.508	1.119.562
1302391000	Carageenan	80.525	222.907	536.826	1.716.323
1302399000	Mucilages & thickeners, whether or not modified, derived from vegetable products	49.180	176.914	465.325	1.726.391
1401100000	Bamboos used primarily for plaiting	33.194	52.881	14.974	36.292
1404200000	Cotton linters	0	13	0	141
1404902000	Barks of a used primarily in tanning	1.100	1.100	880	880
1404909000	Other vegetable products not elsewhere specified or included	246.954	622.043	99.262	142.281
1502001900	Unedible tallow of bovine animal, sheep or goats, other	448	16.168	1.501	21.680
1502009900	Unedible fats other than tallow of bovine animals, sheep or goats, other	38.002	98.738	19.571	59.426
1504101000	Fish-liver oils and their fractions, fit for human consumption	0	11.400	0	39.310
1504109000	Fish-liver oils and their fractions, unfit for human consumption	0	26.223	0	29.192
1504201000	Fats & oil of fish, not liver oil solid fraction, not chemically modified	39.308	119.714	783.108	1.797.770
1504209000	Fats & oil of fish, not liver oil other fraction, not chemically modified	416.441	1.166.013	912.174	2.394.300
1505001000	Lanolin	24	16.955	301	88.267
1505009000	Other wool grease and fatty substances derived therefrom	51	5.221	649	38.724
1506000000	Other animal fats and oils, and their fractions, not chemically modified	1.835	12.755	7.287	23.634
1507100000	Crude oil of soya bean, whether or not degummed	0	396	0	1.370
1507901000	Refined oil of soya bean	376.650	855.040	402.636	929.715
1507902000	Fraction of unrefined soya-bean oil	750.835	2.349.929	837.659	2.725.022
1507909000	Other soya bean oil and its fractions	387.652	1.384.658	455.705	1.580.475
1508909900	Other ground-nut oil, other than solid fractions, not chemically modified	0	1	0	149
1509101000	Virgin olive oil, in packing of net weight <=30 kg	20.969	46.961	90.911	193.812
1509109000	Virgin olive oil, in packing of net weight >30 kg	10.161	82.807	47.266	305.938
1509901100	Refined olive oil, in packing of net weight <=30 kg	0	46	0	106
1509909900	Other olive oil, whether/not refined, in packing of net weight >30 kg	10.110	61.872	47.227	218.446
1510001000	Crude oil, obtained solely from olives	32	4.144	105	17.246
1510009900	Oth oils, obtained solely from olives, not chemically modified	31.898	41.808	74.756	95.989
1511100000	Crude palm oil	90	1.998.301	315	1.598.884
1511909010	Palm oil, refined, bleached & deodorised (rbd)	4.975	12.252.129	7.214	9.547.916
1511909090	Other palm oil and its fractions, not chemically modified	118.500	219.691	100.774	178.286
1512191000	Refined oil of sunflower-seed/safflower	39.733	140.313	100.530	232.657
1512192000	Fraction of unrefined sunflower-seed or safflower oil	162.570	652.176	228.612	879.649
1512199000	Other fractions of sunflower-seed/safflower, but not chemically modified	44.876	147.997	101.108	333.977
1512299000	Other fractions of cotton seed oil, not chemically modified	254	254	1.235	1.235
1513191000	Coconut oil, refined	49	154	161	591
1513192000	Fraction of unrefined coconut (copra) oil	195	195	1.291	1.291
1513199000	Coconut oil, refined, bleached & deodorised (rbd)	36.175	88.354	25.955	64.691
1513291100	Solid fract, not chemically modified, of unrefined palm kernel stearin/babassu oil	56.984	157.805	112.600	260.600
1513291900	Oth fract, not chemically modified, of unrefined palm kernel stearin/babassu oil	22.000	44.000	29.040	55.990
1513292100	Solid fract, not chemically modified, of refined palm kernel stearin/babassu oil	28.000	57.637	34.548	68.578
1513299900	Other fractions of palm kernel oil or, babassu oil, not chemically modified	2.224	5.094	6.053	15.869
1514110000	Crude oil of low erucic acid rape or colza	15.094	44.031	13.524	40.146
1514191000	Low erucic acid rape/colza oil, refined	3.727	3.727	5.950	5.950
1514192000	Fraction of unrefined low erucic acid rape or colza oil	16.570	66.533	37.874	151.084
1514199000	Oth fraction of low acid rape/colza oil not chemically modified	8.354	13.434	19.777	32.009
1514911000	Crude oil of oth rape/colza oil & its fractions	55	55	1.066	1.066
1514919000	Crude oil of mustard	1	1	52	52
1514999100	Oth fractions of rape or colza oil	151.220	238.149	170.123	271.614

I.3. IMPOR MENURUT KOMODITI / IMPORT BY HS COMMODITY
***** MARET / MARCH 2010 *****

HS	Uraian Komoditi Commodity Description	Berat Bersih / Net Weight (Kg)		Nilai / Value C.I.F (US\$)	
		Bulan ini Current Month	Kumulatif Cum.Jan. to date	Bulan ini Current Month	Kumulatif Cum.Jan. to date
1514999900	Oth fractions of mustard oil	838	4.677	15.609	29.167
1515110000	Crude oil of linseed	0	15.200	0	57.912
1515190000	Other linseed oil and its fractions	196.164	710.640	267.758	1.010.543
1515210000	Crude oil of maize (corn)	0	599	0	561
1515299100	Solid fraction, not chemically modified of refined maize (corn) oil	46.080	61.440	72.714	94.602
1515299900	Oth fractions, not chemically modified of refined maize (corn) oil	35.932	87.350	102.886	226.989
1515301000	Crude oil of castor	15.600	46.800	21.684	65.052
1515309000	Other castor oil and its fractions	31.313	355.727	48.098	544.717
1515509000	Fraction of refined sesame oil	30.875	155.744	92.204	341.927
1515901200	Fraction of unrefined tengkawang oil	0	167	0	2.620
1515909100	Crude oil of other fixed vegetable fats and oils	16.090	35.790	8.689	19.327
1515909900	Other fixed vegetable fats and oils and their fractions	64.988	153.402	222.677	585.869
1516010000	Animal fats & oils and their fractions, in packing net weight >=10 kg	24.500	39.500	61.250	79.100
1516090000	Animal fats & oils and their fractions, in packing net weight < 10 kg	0	9.044	0	5.766
1516201100	Re-esterified fats & oils of soya bean and its fraction	61.464	214.972	98.339	327.580
1516201200	Re-esterified of crude palm oil and its fraction	277.410	707.155	471.256	1.227.648
1516201300	Re-esterified fats & of palm oil, other crude and its fraction	90.265	295.602	136.688	403.386
1516201800	Re-esterified fats & oils of olives and its fraction	0	18	0	201
1516201900	Oth vegetable fat, re-esterified fats & oils and its fraction	435.419	1.344.262	622.020	1.892.687
1516202900	Other hydrogenated vegetable fats in flakes	921.117	2.550.258	1.369.727	3.792.771
1516204000	Hydrogenated and refined, bleached and deodorised palm kernel stearin or olein	768.470	2.189.300	725.519	2.058.206
1516207000	Refined, rbd palm stearin with iodine value not exceeding 48	37.000	39.255	52.758	63.361
1516209900	Other vegetable fats and oils and their fractions	359.346	1.266.101	469.701	1.604.282
1517100000	Margarine, excl. liquid margarine	98.456	176.090	162.311	325.020
1517901000	Imitation ghee	0	36.080	0	44.740
1517902000	Liquid margarine	71.000	188.685	182.942	459.385
1517903000	Mould release preparations	420	600	7.755	11.602
1517904300	Shortening	6.434	38.463	8.991	52.914
1517905000	Solid mixtures or prep of vegetable fats or oils or of their fractions	40.352	87.941	53.961	152.380
1517906200	Liquid mixtures or prep of fats/oil, which palm oil predominates	28.800	30.503	63.792	67.029
1517906900	Liquid mixtures or prep of fats/oil, which oth vegetable oil predominates	0	37.858	0	70.869
1517909000	Oth edible mixtures or prep of animal or vegetable fats or oils	96.940	142.328	437.913	3.082.165
1518001200	Animal fats and oils, boiled, oxidised, dehydrated, sulphurised, blown, polymerised	0	44.017	0	88.950
1518001400	Ground-nut, soya-bean, palm/coconut oil polymerised, or oth chemically modified	283.793	542.612	378.603	751.052
1518001500	Linseed oil & its fract, boiled, oxidised, dehydrated, sulphurised, blown, polymerised	0	15.600	0	24.960
1518001600	Olive oil & its fract, boiled, oxidised, dehydrated, sulphurised, blown, polymerised	69.849	69.878	300.239	300.308
1518001900	Oth animal/vegetable fat & oils, boiled, dehydrate, sulphurise, blown, polymerised	64.978	155.462	58.226	161.010
1518002000	Inedible mixtures/preparation of animal fats or oils or of different fats/oils	58.000	204.352	81.540	296.847
1518003100	Inedible mixtures/preparations of palm oil (including palm kernels)	324	336	1.385	1.553
1518003200	Inedible mixtures/preparations of ground-nuts, soya-beans or coconuts	56.000	144.000	87.840	218.800
1518003300	Inedible mixtures/preparation of linseed	0	15.200	0	41.400
1518003900	Inedible mixtures or preparate of other vegetable fats or oils	46.214	79.896	69.796	178.361
1518006000	Inedible mixture & preparate of animal or vegetable fats or oils	75.956	274.367	351.266	1.205.811
1520009000	Glycerol waters and glycerol lyes	191	853	1.173	8.868
1521100000	Vegetable waxes (oth. than triglycerides) whether or not refined or colored	25.246	71.946	80.899	290.512
1521901000	Bee wax and other insect waxes, whether or not refined or colored	50	200	1.799	4.705
1521902000	Spermaceti, whether or not refined or colored	0	5.097	0	20.609
1522009000	Residues resulting f/the treatment of fatty substan. or animal/vegetable waxes	4.296	13.518	56.906	145.708
1601000019	Sausages, containing both pork	0	347	0	720
1601000090	Other sausages and similar products of meat, meat offal or blood	10.183	23.413	19.995	40.650
1602101000	Prepared or preserved meat offal/blood containing pork, in airtight containers	4.841	19.349	7.767	32.094
1602109000	Prepared or preserved meat, or blood cont both pork, in airtight containers	4.437	6.963	4.600	7.360
1602411000	Hams and cuts thereof of swine, in airtight containers	2.557	4.497	2.650	4.770
1602421000	Shoulders and cuts thereof of swine in airtight containers	3.679	12.518	3.815	13.625
1602429000	Shoulders and cuts thereof of swine in other than airtight containers	5.479	16.986	5.680	18.440
1602491100	Luncheon meat of swine, in airtight containers	0	6.601	0	7.350
1602491900	Luncheon meat of swine, in other than airtight containers	0	912	0	1.361
1602500000	Other prepared or preserved meat offal or blood of bovine animals	72.243	177.022	300.820	745.798
1602909000	Oth prepared/preserved meat offal/blood of any animal	0	566	0	1.172
1603001000	Extracts & juices of chicken, with herbs	0	438	0	907
1603003000	Extracts/juices of oth meat, fish/crustamolluscs/aquatic invertebr, with herbs	38.000	56.000	29.340	46.440
1603009000	Extracts/juices of oth meat, fish/crustamolluscs/aquatic invertebr, without herbs	0	1.492	0	23.911
1604111000	Salmon, prepared/preserved in airtight containers	495	10.265	1.751	153.503
1604131100	Sardines, prepared/preserved in airtight container	81.957	160.603	231.968	396.722
1604131900	Sardines, prepared or preserved in other than airtight containers	5.436	5.436	11.764	11.764
1604139900	Sardinella and brisling or sprats, prep/preserved not in airtight containers	141.364	219.161	340.962	466.863
1604141000	Tunas, skipjack & bonito (sarda spp), prepared/preserved in airtight container	33.050	48.434	118.902	166.238
1604149000	Tunas, skipjack, bonito (sarda spp), prep/preserved not in airtight containers	15	15	20	20
1604151000	Mackerel, prepared or preserved, in airtight containers	28.178	80.733	70.803	230.304
1604159000	Mackerel, prepared or preserved, in other than airtight containers	16.570	25.224	35.857	69.290
1604161000	Anchovies, prepared or preserved, in airtight containers	1.688	1.688	28.526	28.526
1604169000	Anchovies, prepared or preserved, in other than airtight containers	0	589	0	2.393
1604193000	Other fish, whole or in pieces, but not minced, in airtight containers	0	6.220	0	82.104
1604199000	Other fish, whole/in pieces, not minced, prepared/preserved in other	0	5.760	0	22.519
1604201900	Sharks fins, prepared and ready for use other than airtight containers	5.497	11.962	16.928	31.743
1604209900	Oth prepared/preserved fish, in other than airtight containers	29.317	68.865	110.445	239.556
1604309000	Caviar and caviar substitutes, prepared/preserved not in airtight containers	602	602	714	714
1605101000	Crabs in airtight containers prepared or preserved	0	23.611	0	129.191

I.3. IMPOR MENURUT KOMODITI / IMPORT BY HS COMMODITY
***** MARET / MARCH 2010 *****

HS	Uraian Komoditi Commodity Description	Berat Bersih / Net Weight (Kg)		Nilai / Value C.I.F (US\$)	
		Bulan ini Current Month	Kumulatif Cum.Jan. to date	Bulan ini Current Month	Kumulatif Cum.Jan. to date
1605109000	Crabs in other than airtight containers prepared or preserved	12.001	31.064	37.604	101.794
1605209900	Oth aquatic invertebrata in oth contners, prepared or preserved	3.487	6.162	11.235	19.664
1605901000	Abalone, prepared or preserved	42.789	42.789	125.388	125.388
1605909000	Oth crustaceans, molluscs & oth.aquatic invertebrates, prepared or preserved	9.065	26.097	16.750	106.070
1701110010	Cane sugar, icumsa minimal 1200	24.500.000	103.700.000	16.097.792	57.290.790
1701910000	Cane/beet sugar, added flavour/color	5.450.000	15.900.000	4.125.300	12.072.750
1701991100	Refined sugar, white	22.542.571	74.295.166	17.208.063	50.809.796
1701991900	Other refined sugar	0	2.500.000	0	1.636.500
1701999000	Other cane or beet sugar, & chemically pure sucrose, in sold form	189.863.750	248.363.750	149.085.564	193.586.825
1702110000	Lactose and lactose syrup, containing by weight 99% or more lactose	1.542.777	3.728.914	1.627.904	3.924.448
1702190000	Lactose and lactose syrup, containing by weight less than 99% lactose	360.802	813.979	679.884	1.444.755
1702200000	Maple sugar and maple syrup	0	7.053	0	6.107
1702301000	Glucose, containing fructose < 20%	2.577.302	5.589.098	1.683.118	3.786.352
1702302000	Glucose syrup, containing fructose < 20%	1.922.875	5.405.686	844.261	2.282.113
1702400000	Glucose and glucose syrup, containing 20% <= fructose < 50%	143.925	335.875	97.869	222.924
1702500000	Chemically pure fructose	38.013	56.023	56.281	80.678
1702601000	Fructose, containing fructose > 50%	44.000	63.000	57.200	74.300
1702602000	Fructose syrup, containing fructose > 50%	472.159	806.660	195.324	341.318
1702901000	Maltose	1.507.817	3.092.311	873.733	1.766.088
1702902000	Artificial honey, whether or not mixed with natural honey	27.934	81.961	111.750	254.260
1702903000	Flavoured or colored sugars (excluing maltose)	0	2.337	0	5.314
1702904000	Caramel	168.898	564.180	208.210	647.785
1702909000	Other sugar, incl. invert sugar & sugar syrup blends cont. 50% of fructose	11.170.092	12.915.988	8.455.690	10.127.030
1703109000	Cane molasses not containing added flavouring or coloring matter	0	66	0	287
1703909000	Oth molasses result from extract/refine sugar, not cont add flavour/color matter	0	8.001.150	0	1.613.401
1704100000	Chewing gum, whether or not sugar-coated	59.829	213.428	366.088	1.351.074
1704901000	Medicated sweets	105.053	142.818	654.907	994.967
1704902000	White chocolate	4.379	16.163	21.353	77.299
1704909000	Oth sugar confectionery, not cont.cocoa	339.575	1.308.506	1.034.825	3.255.155
1801000000	Cocoa beans, whole or broken, raw/roasted	3.512.916	7.577.430	13.427.621	28.153.422
1802000000	Cocoa shells, husks, skins & oth cocoa waste	124.696	315.239	12.470	31.525
1803100000	Cocoa paste, not defatted	16.590	49.407	62.043	192.739
1803200000	Cocoa paste, wholly or partly defatted	184.310	264.308	387.051	536.051
1804000000	Cocoa butter, fat and oil	0	1.747	0	10.063
1805000000	Cocoa powder, not containing added sugar or other sweetening matter	1.509.651	3.665.326	4.754.333	10.807.032
1806100000	Cocoa powder, containing added sugar or other sweetening matter	174.336	367.861	167.126	325.351
1806201000	Chocolate confectionary in blocks, slab bars, weighing > 2 kg	50.879	253.274	155.569	714.015
1806209000	Oth chocolate & oth food preparations cont. cocoa, weighing > 2 kg	12.199	45.502	29.474	142.837
1806311000	Chocolate confectionary in blocks, slab bars, filled, weighing > 2 kg	8.317	35.747	66.813	267.064
1806319000	Oth chocolate & oth food preparations cont. cocoa, filled, weighing > 2 kg	93.742	340.401	586.317	2.212.987
1806321000	Chocolate confectionary in blocks, slab bars, not filled, weighing > 2 kg	22.963	50.042	103.412	251.688
1806329000	Oth chocolate & oth food preparations cont. cocoa, not filled, weighing > 2 kg	2.262	47.406	18.798	196.188
1806901000	Chocolate confectionary in tablets or pastilles	2.109	2.612	13.938	17.221
1806902000	Food preparations of flour, meal, starch cont. 40% <= cocoa < 50%, not for retail	71	627	180	891
1806909000	Food preparations of flour, meal, starch cont. 40% <= cocoa < 50%, for retail	56.701	147.453	282.041	519.971
1901101000	Preparations of malt extract for infant use, put up for retail sale	55	26.175	866	67.092
1901102000	Prep for infant use, of goods of heading 0401 to 0404 of malt for infant use	10.011	200.837	100.459	1.981.476
1901103000	Preparations of soya bean powder for infant use, put up for retail sale	580.602	1.492.363	1.959.105	5.104.886
1901109000	Food preparations of without containing fat for baby	349.923	703.561	800.259	1.734.151
1901201000	Mixes & doughs of flour, groats, meal, starch/malt extract, not cont. cocoa	65.602	95.640	174.838	266.693
1901202000	Mixes & doughs of flour, groats, meal, starch/malt extract, containing cocoa	3.100	3.829	18.306	20.062
1901203000	Other mixes and doughs for prep. of bakers wares, not containing cocoa	58.076	179.488	88.687	309.986
1901204000	Other mixes and doughs for prep. of bakers wares, containing cocoa	31	6.764	75	10.093
1901902000	Malt extract infant food, not put up for retail sale	287.508	660.135	363.995	853.105
1901903100	Filled milk, prep. of goods of heading 04.01 to 04.04	217.830	718.161	756.791	2.120.031
1901903900	Oth medical food prep of goods of heading 0401 to 0404	735.000	1.735.000	1.493.727	3.373.457
1901904100	Other soya based preparation, in powder form	0	12.130	0	33.709
1901904900	Other soya based preparations, in other form	1.188.352	2.701.410	2.166.623	4.839.008
1901909010	Kerupuk of shrimps	0	16.910	0	26.609
1901909090	Oth preparation of medical food cont.cocoa	150.141	1.033.697	397.635	3.090.417
1902110000	Uncooked pasta, not stuffed/otherwise prepared, containing eggs	98.281	227.129	87.362	340.808
1902192000	Rice vermicelli (bee honn)	8.049	211.646	11.748	187.677
1902199000	Oth uncooked pasta, not containing eggs	108.145	945.226	156.962	1.062.771
1902201000	Stuffed pasta, whether or not cooked or otherwise prepared	13.709	30.530	47.787	107.231
1902209000	Oth stuffed pasta, whether or not cooked	0	8.441	0	12.102
1902301000	Instant noodles	11.423	40.608	26.887	93.301
1902302000	Instant rice vermicelli	2.986	6.252	10.213	20.721
1902309000	Other stuffed pasta	75.293	394.335	213.399	809.606
1902400000	Couscous	276	1.748	533	3.189
1903000000	Pearl tapioca, flakes, sefting and substitutes of tapioca	1.335	20.265	1.343	59.498
1904100000	Prepared foods obtained by the swelling or roasting of cereals/cereal products	425.806	1.182.595	1.144.582	3.067.272
1904200000	Prepared foods of mixtures of roasted or unroasted cereal flakes products	17.062	28.528	41.977	92.140
1904901000	Rice preparations, including pre-cooked rice	50.420	299.310	46.689	352.240
1904909000	Oth prepared foods obtained of cereals or cereal products	6.745	39.264	15.879	58.375
1905100000	Crispbread	30.009	77.350	71.785	123.692
1905200000	Gingerbread and the like	0	379	0	1.488
1905311000	Sweet biscuits not containing cocoa	70.802	241.735	226.074	677.193
1905312000	Sweet biscuits containing cocoa	92.500	242.413	251.406	656.641

I.3. IMPOR MENURUT KOMODITI / IMPORT BY HS COMMODITY
***** MARET / MARCH 2010 *****

H S	Uraian Komoditi Commodity Description	Berat Bersih / Net Weight (Kg)		Nilai / Value C.I.F (US\$)	
		Bulan ini Current Month	Kumulatif Cum.Jan. to date	Bulan ini Current Month	Kumulatif Cum.Jan. to date
1905320000	Waffles and wafers	306.127	532.943	942.864	1.865.885
1905400000	Rusks, toasted bread & similar toasted products	60.842	131.784	112.014	226.468
1905902000	Other unsweetened biscuits	12.880	16.584	30.648	44.234
1905903000	Cakes	43.144	124.369	63.726	204.945
1905904000	Pastries	0	13.787	0	33.369
1905908000	Other crisp savoury food products	104.588	362.725	127.894	341.775
1905909000	Other baker wares	392.922	1.085.719	840.446	2.188.210
2001100000	Cucumbers and gherkins, prepared or preserved by vinegar or acetic acid	984	5.348	2.474	8.229
2001901000	Onions, prepared/preserved by vinegar or acetic acid	3.545	120.581	11.121	359.765
2001909000	Oth vegetables, fruit, nuts, edible plant prep/preserve by vinegar/acetic acid	6.392	25.498	19.124	56.781
2002101000	Tomatoes, whole/in pieces, not prepared or preserved by vinegar/acetic acid	18.450	103.353	15.081	88.194
2002109000	Oth tomatoes, whole/in pieces, not prep. or preserved by vinegar/acetic acid	37.034	79.853	25.258	74.915
2002901000	Tomato paste, not prepared or preserved by vinegar or acetic acid	1.126.665	3.161.319	916.522	2.657.145
2002909000	Other tomatoes, prepared or preserved otherwise than by vinegar/acetic acid	3.165	33.321	3.990	39.478
2003100000	Mushrooms of the genus agaricus, not prepared/preserved by vinegar/acetic acid	23.906	266.204	33.226	261.177
2003200000	Truffles, not prepared/preserved by vinegar or acetic acid	0	736	0	15.800
2003900000	Oth mushrooms, not prepared/preserved by vinegar or acetic acid	35.543	127.993	33.596	136.852
2004100000	Potatoes, frozen, not prepared/preserved by vinegar or acetic acid	1.055.652	2.604.293	1.014.634	2.511.841
2004909000	Oth vegetables, frozen, prep/preserved by vinegar/acetic acid	173.813	619.046	203.788	684.168
2005201000	Potatoes chips & sticks, not frozen, not prepared/preserved by vinegar/acetic acid	37.066	155.574	168.250	793.398
2005400000	Peas (pisum sativum), not frozen, not prepared/preserved by vinegar/acetic acid	122.911	122.911	61.154	61.154
2005510000	Beans, shelled, not frozen, not prepared or preserved by vinegar or acetic acid	13.518	28.690	17.182	88.009
2005590000	Other beans, not frozen, not prepared or preserved by vinegar or acetic acid	198.076	382.662	158.915	365.660
2005600000	Asparagus, not frozen, not prepared or preserved by vinegar or acetic acid	18.060	131.036	16.275	107.776
2005700000	Olives, not frozen, not prepared or preserved by vinegar or acetic acid	0	1.267	0	4.150
2005800000	Sweet corn (zea mays var. saccharata), not frozen, not prepared by vinegar/acetic acid	104.732	275.179	84.499	245.812
2005910000	Vegetables and mixtures of, not frozen, not prepared by vinegar/acetic acid	14.998	14.998	12.380	12.380
2005990000	Oth smoked garlic, not frozen vegetable & mixtures of not prep. by vinegar/acetic acid	24.955	94.793	31.782	119.507
2006000000	Vegetables, fruit, nuts, fruit-peel & oth parts of plants, preserved by sugar	10.187	35.581	13.829	43.107
2007100000	Jams, fruit jellies, marmalades, fruit or nut, homogenised preparations	25.299	95.761	62.212	244.893
2007910000	Citrus fruit	1.344	3.959	2.308	16.100
2007991000	Fruit grains and pastes other than of mango, pineapples or strawberries	421.971	720.545	279.783	491.463
2007999000	Fruit grains and pastes of mango, pineapples or strawberries	184.604	1.249.957	278.541	1.197.501
2008111000	Roasted ground nuts, otherwise prepared/preserved	1.158	3.947	996	4.631
2008112000	Peanut butter, otherwise prepared or preserved	55.922	74.091	147.935	187.744
2008119000	Oth ground nuts, otherwise prepared or preserved	18.001	64.318	27.915	80.577
2008191000	Cashew, incl. mixtures, otherwise prepared or preserved	0	116	0	836
2008199000	Other nuts and seeds, otherwise prepared or preserved	2.925	22.382	16.236	113.370
2008200000	Pineapples, otherwise prepared/preserved	0	3.053	0	3.762
2008301000	Citrus fruit, added sugar/oth. sweetening in or not in airtight container	32.948	50.170	36.080	54.940
2008309000	Oth citrus fruit, not added sugar/sweetening in/not in airtight container	135.891	546.638	145.639	590.017
2008401000	Pears, containing added sugar or sweetening matter in airtight container	5.197	13.837	8.917	18.437
2008501000	Apricots, containing added sugar / othersweet, matter in/not airtight container	0	5.612	0	6.914
2008601000	Cherries, containing added sugar / othersweet, matter in/not airtight container	16.579	74.566	43.225	193.112
2008701000	Peaches, containing added sugar or othersweet, matter in/not airtight container	39.577	97.371	43.673	107.278
2008709000	Peaches, not containing added sugar/sweetening, in/not airtight containers	0	17.640	0	16.750
2008809000	Strawberries, not containing added sugar/sweetening, in/not airtight containers	0	310	0	1.380
2008922000	Mixtures of other edible parts of plant added sugar, in/not airtight container	29.749	65.627	41.293	80.713
2008929000	Mixtures of other edible parts of plant not added sugar, in/not airtight contain.	1.822	8.434	8.583	47.674
2008991000	Lychees, otherwise prepared or preserved	8.771	102.407	8.640	86.245
2008992000	Longans, otherwise prepared or preserved	62.512	426.527	50.190	358.529
2008993000	Stems, roots and oth. edible parts of plants, otherwise prepared or preserved	12.046	20.716	15.783	37.856
2008999000	Otherwise prepared/preserved, not added sugar/sweet, in/not airtight container	57.292	283.109	60.283	281.849
2009110000	Orange juice, frozen	297.051	891.241	403.863	1.408.966
2009120000	Orange juice, not frozen, of a brix value not exceeding 20	86.880	217.856	76.547	213.358
2009190000	Orange juice, not frozen, of a brix value exceeding 20	109.868	138.383	84.680	122.550
2009210000	Grapefruit juice, of a brix value not exceeding 20	1.089	1.792	1.276	1.728
2009290000	Other grapefruit juice of a brix value exceeding 20	18.713	51.405	63.043	229.704
2009310000	Juice of any other single citrus fruit, of a brix value not exceeding 20	7.841	15.397	11.458	23.022
2009390000	Other juice of any other single citrus of a brix value exceeding 20	1.956	21.542	2.233	94.679
2009410000	Pineapple juice, of a brix value not exceeding 20	7.252	15.540	7.887	15.399
2009490000	Other pineapple juice, of a brix value exceeding 20	0	253	0	502
2009500000	Tomato juice	15.767	34.990	10.512	24.931
2009610000	Grape juice (including grape must), of a brix value not exceeding 20	15.758	101.527	14.247	95.174
2009690000	Other grape juice (including grape must) of a brix value exceeding 20	52	15.071	424	29.355
2009710000	Apple juice, of a brix value not exceeding 20	43.216	154.713	33.540	122.350
2009790000	Other apple juice of a brix value exceeding 20	115.403	439.136	165.693	611.507
2009801000	Blackcurrant juice	224	1.188	4.343	9.439
2009809000	Other juice of any other single fruit or vegetables	98.924	235.103	133.071	298.849
2009900000	Mixtures of juices	336.522	677.720	1.028.817	2.187.468
2101111000	Instant coffee	251.643	729.481	1.494.547	4.808.989
2101119000	Oth extracts, essences and concentrates of coffee	57.832	129.439	140.742	349.567
2101120000	Preparations with a basis of extracts, essences or concentrates of coffee	48.000	52.205	1.428.000	1.491.066
2101201000	Tea preparations consisting of a mixture of tea, milk powder and sugar	475	6.475	15.878	69.278
2101209000	Mate preparations consisting of a mixture of mate, milk powder and sugar	148.339	418.237	917.480	2.570.596
2102101000	Bread yeasts, active	103.607	620.894	207.496	1.666.551
2102109000	Active yeasts, other than for bread	142.979	424.705	484.863	1.275.224
2102200000	Inactive yeasts; other single-cell microorganisms, dead	606.751	1.170.967	792.691	1.816.239

I.3. IMPOR MENURUT KOMODITI / IMPORT BY HS COMMODITY
***** MARET / MARCH 2010 *****

HS	Uraian Komoditi Commodity Description	Berat Bersih / Net Weight (Kg)		Nilai / Value C.I.F (US\$)	
		Bulan ini Current Month	Kumulatif Cum.Jan. to date	Bulan ini Current Month	Kumulatif Cum.Jan. to date
2102300000	Prepared baking powders	354.390	494.888	250.565	535.329
2103100000	Soya sauce sweet, salt and other	722.156	2.124.672	556.648	1.566.438
2103200000	Tomato ketchup and other tomato sauces	66.766	183.851	121.197	306.099
2103300000	Mustard flour & meal & prepared mustard	33.460	87.788	21.416	113.146
2103901000	Chilli sauce	135.871	356.467	194.791	509.985
2103902000	Mixed condiments and mixed seasonings,including belachan	54.117	173.375	229.468	780.721
2103903000	Fish sauce	70.166	281.961	52.252	207.320
2103909000	Other sauces and preparations therefor;mustard flour & meal & prepared mustard	700.780	1.741.494	1.822.374	4.866.396
2104101000	Soups and broths & preparation thereforcontaining meat	8.947	50.328	27.487	116.658
2104109000	Soups and broths & preparation therefor,not containing meat	118.110	184.525	223.800	351.478
2105000000	Ice cream and other edible ice, whetheror not containing cocoa	63.285	345.393	327.539	1.310.267
2106100000	Protein concentrates and texturedprotein substances	424.067	895.317	817.803	1.608.363
2106901000	Dried bean curd and bean curd sticks	3.084	28.300	5.178	44.030
2106902000	Flavoured or colored syrups	89.076	196.271	326.017	637.181
2106903000	Non-dairy creamer	4.899.305	12.646.307	6.794.650	16.681.712
2106904000	Autolyed yeast preparations	42.029	134.657	493.804	1.168.972
2106905100	Non-alcoholic prep used as raw materialto make composite concentrates beverage:	21.283	32.558	193.248	309.000
2106905200	Non-alcoholic comp concentrates for simpdilution with water to make beverages	454.012	1.296.567	6.192.204	19.981.408
2106905300	Ginseng based products, non-alcoholicpreparations use for making beverages	2.592	8.280	8.280	23.062
2106905900	Other non-alcoholic preparations usefor making beverages	121.147	325.401	602.292	1.338.388
2106907000	Preparations vitamins or minerals, medic food and oth.food suplements	296.945	891.719	3.838.668	11.596.697
2106908000	Mixtures of chemicals foodstuffs or subtwith nutritive value, used for food proc	408.760	891.310	3.975.303	7.382.937
2106909100	Fortificant premixes	16.655	25.912	448.906	564.218
2106909200	Ginseng based preparations	0	2.418	0	69.137
2106909400	Other preparations for infant use	1.883	6.965	127.982	329.123
2106909900	Other food preparations not elsewherespecified or included	428.989	985.526	2.841.850	5.805.104
2201100000	Mineral waters and aerated waters	120.797	321.315	109.682	313.479
2201901000	Ice and snow	0	568	0	12.304
2201909000	Other mineral waters or artificial	2	2	937	937
2202101000	Sparkling mineral waters and aeratedwaters, flavoured	3.893	6.042	5.698	10.925
2202109000	Other mineral water, containing addedssugar/sweening or flavoured	756.751	2.113.975	835.700	1.903.804
2202901000	Flavoured uht milk drink	482.226	863.006	710.467	1.280.500
2202902000	Soya milk drink	188.143	447.019	117.650	310.897
2202903000	Non-aerated beverage ready for immediateconsumption without dilution	1.072.128	3.470.012	1.084.850	3.347.592
2202909000	Oth non-alcoholic beverages, excludingfruit or vegetable juices	2.939.031	7.097.226	1.415.850	3.661.268
2203001000	Stout and porter	2.520	2.520	4.256	4.256
2203009000	Other beer made from malt,including ale	7.602	7.610	14.437	14.524
2204100000	Sparkling wine	0	65	0	6.426
2204211100	Wine, in containers <= 2 l, alcoholicstrength by volume <= 15%	42.405	42.405	94.162	94.162
2204211200	Wine, in containers <= 2 l, alcoholicstrength by volume > 15%	2.905	4.054	10.998	15.987
2204212100	Grape must,in container <=2 l,alcoholicstrength by volume <= 15%	3.825	6.081	21.582	34.121
2206001000	Cider and perry	0	14	0	168
2207100000	Undenatured ethylalcohol of alcoholicstrength by volume of >= 80%	23.629	41.014	104.583	241.137
2207201100	Ethyl alcohol of an alcoholic strengthby volume of > 99%	4.696	11.327	6.502	18.185
2207201900	Oth denatured ethyl alcohol, includingmethylate spirits	333	5.543	656	9.146
2208201000	Brandy of an alcoholic strength byvolume not exceeding 46% vol	292	292	1.470	1.470
2208203000	Other spirits of an alcoholic strengthby volume not exceeding 46% vol	0	12	0	128
2208301000	Whiskies of an alcoholic strength byvolume not exceeding 46% vol	22.015	24.355	146.530	169.102
2208302000	Whiskies of an alcoholic strength byvolume exceeding 46% vol	0	10	0	357
2208401000	Rum&tafia of an alcoholic strength byvolume not exceeding 46% vol	1.050	1.770	5.040	10.243
2208501000	Gin&geneva of an alcoholic strength byvolume not exceeding 46% vol	1.596	1.596	4.397	4.397
2208601000	Vodka of an alcoholic strength byvolume not exceedng 46% vol	16.010	16.010	65.213	65.213
2208701000	Liqueurs & cordials of an alcoholicstrength by volume not exceed.57% vol	2.028	2.028	6.045	6.045
2209000000	Vinegar and substitutes for vinegarobtained from acetic acid	27.139	103.716	43.847	169.491
2301100000	Flours, meals & pellets, of meat / meatoffal; unfit for human cnsmtion; greaves	5.232.114	13.629.161	3.417.371	8.397.303
2301200000	Flours,meals&pellets,of fish/crustacean,molluscs/other aquatic invertebrates	4.425.558	9.667.508	4.993.796	10.189.583
2302100000	Bran, sharps and other residues ofmaize (corn)	332.633	1.848.400	212.207	990.795
2302300000	Bran, sharps and other residues of wheat	652.777	2.449.831	174.235	733.148
2302401000	Bran, sharps and other residues of rice	0	635	0	722
2302409000	Bran, sharps and other residues of othcereals	13.191	26.391	66.000	122.760
2302500000	Bran, sharps and other residues ofleguminous plants	37.500	112.500	19.600	60.419
2303101000	Residues of starch manufacture ofmanioc (cassava) or sago	0	100.000	0	28.000
2303109000	Other residues of starch and similarresidues	14.097.583	28.792.923	9.976.654	20.236.138
2303300000	Brewing or distilling dregs and waste	19.760.151	46.587.429	4.720.588	10.849.784
2304000000	Oil-cake&other solid residues,in pelletform, from the extract of soyabean oil	265.183.077	613.622.446	118.659.065	275.403.622
2305000000	Oil-cake&other solid residues,in pelletform, from the extract of ground-nut oil	0	15	0	143
2306300000	Oil-cake and other solid residues ofsunflower seeds	0	209.240	0	59.240
2306410000	Oil-cake and other solid residues oflow erucic acid rape or colza seeds	7.376.832	32.537.560	2.166.617	9.259.324
2306490000	Other oil-cake and other solid residuesof rape or colza seeds	3.121.150	6.085.100	929.300	1.789.787
2306902000	Oil-cake and other solid residues ofmaize (corn) germ	1.137.668	4.500.279	836.097	3.180.723
2306909000	Other oil-cake and other solid residues	2.359.509	5.220.579	422.335	1.216.707
2308000000	Vegetable materials and waste, residuesof a kind used in animal feeding	19.023	101.813	11.208	76.078
2309101000	Dog or cat food, put up for retail sale,containing meat	819.534	2.021.874	732.277	1.891.445
2309109000	Dog or cat food, put up for retail sale,not containing meat	647.169	1.564.521	818.461	2.122.247
2309901100	Complete feed for poultry	200.450	752.018	119.494	426.605
2309901200	Complete feed for swine	4.396.322	10.768.970	1.053.647	2.576.381
2309901300	Complete feed for prawn feed	106.126	346.893	105.103	292.348
2309901900	Other complete feed	152.966	256.947	130.215	224.106

I.3. IMPOR MENURUT KOMODITI / IMPORT BY HS COMMODITY
***** MARET / MARCH 2010 *****

HS	Uraian Komoditi Commodity Description	Berat Bersih / Net Weight (Kg)		Nilai / Value C.I.F (US\$)	
		Bulan ini Current Month	Kumulatif Cum.Jan. to date	Bulan ini Current Month	Kumulatif Cum.Jan. to date
2309902000	Premixes, feed supplements and feedadditives for animal	2.940.819	9.537.126	8.412.990	24.653.080
2309903000	Other preparations of a kind used inanimal feeding, containing meat	24.130.329	62.338.930	12.640.503	31.369.422
2309909000	Other preparations of a kind used inanimal feeding, not containing meat	14.837.908	40.133.387	9.318.883	24.657.777
2401101000	Virginia tobacco, not stemmed/stripped,flue-cured	378.307	905.807	2.583.219	5.696.153
2401102000	Virginia tobacco, not stemmed/stripped,not flue-cured	64.598	64.761	544.346	548.060
2401103000	Other tobacco, not stemmed/stripped,flue-cured	256.410	372.807	2.512.955	4.023.896
2401109000	Other tobacco, not stemmed/stripped,not flue-cured	945.148	1.076.202	6.536.074	7.752.310
2401201000	Virginia tobacco, partly/wholly stemmed/stripped, flue-cured	2.899.379	4.751.489	19.902.247	33.791.611
2401202000	Virginia tobacco, partly/wholly stemmed/stripped, not flue-cured	14.402	1.339.074	20.113	11.476.717
2401203000	Oriental tobacco, partly/wholly stemmed/stripped	413.757	2.707.627	2.781.710	17.441.782
2401204000	Burley tobacco, partly/wholly stemmed/stripped	50.725	124.672	381.665	840.114
2401209000	Other tobacco, partly/wholly stemmed/stripped, not flue-cured	69.205	195.711	454.585	1.068.642
2401301000	Tobacco stems	302.400	640.650	145.152	1.182.507
2401309000	Other tobacco refuse	55.226	347.019	106.746	1.237.954
2402100000	Cigars, cheroots and cigarillos,containing tobacco	52.030	56.119	873.065	912.285
2402201000	Beedies	468	468	12.374	12.374
2402209010	Cigarettes tobacco	0	4.033	0	22.234
2402209090	Other cigarettes containing tobacco	817	6.915	9.450	113.798
2402902000	Cigarettes of tobacco substitutes	542	542	6.288	6.288
2403101100	Blended tobacco, packed for retail sale	9.900	9.900	59.430	59.430
2403101900	Other smoking tobacco, packed for retailsale	0	29.939	0	103.660
2403102100	Blended tobacco, for cigarette making	571.963	2.579.003	4.387.588	17.533.771
2403102900	Oth manufactures tobacco for cigarettmaking	623.401	1.305.201	2.905.044	6.087.820
2403109000	Other smoking tobacco, whether or notcontaining tobacco substitutes	55.425	78.285	381.127	530.279
2403910000	Homogenised or reconstituted tobacco	3.674	34.387	27.288	373.558
2403991000	Tobacco extracts and essences	246	1.273	13.395	43.995
2403999000	Oth manufactures tobacco & manufacturedtobacco substitutes	50	67	1.193	1.445
2501001000	Table salt	0	119	0	17
2501004100	Oth salt cont. at least 94.7% sodium chl a dry basis ,in package netto < 45 kg	214.000	335.000	67.759	103.141
2501004900	Oth salt cont. at least 94.7% sodium chl a dry basis ,in package netto < 45 kg	87.248.731	366.176.669	5.053.851	19.636.387
2501005000	Sea water	28	341	976	8.677
2501009000	Other salt	600	5.175	6.575	30.007
2502000000	Unroasted iron pyrites	0	27.762	0	9.311
2503000000	Sulphur of all kinds, oth than sublimed,precipitated and colloidal sulphur	36.382.221	106.866.019	5.266.526	13.755.196
2504100000	Natural graphite, in powder or in flakes	775.780	989.920	283.397	510.123
2504900000	Natural graphite, in other form	113.589	643.455	26.198	223.505
2505100000	Silica sands and quartz sands	647.389	7.553.737	177.936	892.238
2505900000	Other natural sands,whether/not coloredother than metal-bearing sands	520.086	1.519.438	112.819	334.932
2506100000	Quartz	319.127	1.108.229	25.856	161.967
2506200000	Quartzite	84.648	205.333	56.171	137.882
2507000000	Kaolin and other kaolinic clays,whetheror not calcined	10.859.184	21.189.288	2.854.992	5.925.254
2508100000	Bentonite	18.643.966	34.176.011	1.883.318	4.113.493
2508300000	Fire-clay	372.647	1.148.875	205.570	614.623
2508400000	Other clays	6.069.465	17.488.015	1.311.610	2.787.496
2508500000	Andalusite, kyanite and sillimanite	210.683	342.683	97.161	164.407
2508600000	Mullite	580.289	1.217.334	269.887	567.102
2508700000	Chamotte or dinas earths	544.872	1.613.747	224.973	584.838
2509000000	Chalk	142.276	327.720	46.906	97.589
2510109000	Other natural calcium phosphates,naturaaluminium calcium phosphates, unground	76.253.908	76.388.876	9.472.710	9.642.896
2510201000	Apatite, ground	0	4.862	0	17.250
2511100000	Natural barium sulphate (barytes)	25.524.361	30.637.435	2.582.073	3.694.517
2511200000	Natural barium carbonate (witherite)	0	25.000	0	6.750
2512000000	Siliceous fossil meals and similarsiliceous earths	513.082	1.200.472	283.741	725.516
2513100000	Pumice stone	3.211	9.230	22.591	69.884
2513200000	Emery, natural corundum, natural garnetand other natural abrasives	1.455.394	6.129.106	481.118	2.051.980
2514000000	Slate, whether or not roughly trimmedor merely cut	126	2.434	896	11.661
2515110000	Marble and travertine, crude or roughlytrimmed	0	9.980	0	7.638
2515121000	Marble and travertine, merely cut intoblocks	1.044.410	5.751.379	128.353	515.052
2515122000	Marble and travertine, merely cut intoslabs	1.691.473	5.106.153	427.056	2.103.763
2516110000	Granite, crude or roughly trimmed	181.683	512.268	87.507	233.614
2516121000	Granite, merely cut into blocks	530.610	826.984	164.177	234.609
2516122000	Granite, merely cut into slabs	898.516	4.841.575	275.823	1.371.962
2516200000	Sandstone	3.677	4.082.453	1.358	36.019
2516900000	Other monumental or building stone	22.100	22.101	2.862	3.004
2517100000	Pebbles, gravel, broken/crushed stonewhether or not heat treated	61.370.138	157.389.644	489.186	1.121.502
2517200000	Macadam of slag, dross or similarindustrial waste	20.000	40.000	18.600	34.400
2517410000	Granules, chippings and powder of marblawhether or not heat treated	7.074	7.319	87.383	89.976
2517490000	Granules, chippings & powder of stones owhethet or not heat treated	83.884	304.840	23.859	105.135
2518200000	Dolomite, calcined or sintered	970.269	3.543.438	158.247	492.522
2518300000	Dolomite, ramming mix	216.000	566.028	41.280	117.240
2519100000	Natural magnesium carbonate (magnesite)	1.000	5.475.062	1.907	1.889.255
2519900000	Fused magnesia; dead-burned magnesia	2.411.229	7.107.918	1.204.604	2.789.112
2520100000	Gypsum, anhydrite	86.388.208	303.896.167	2.642.988	9.447.827
2520201000	Plasters, for use in dentistry	1.818	8.264.818	715	276.086
2520209000	Other plasters	11.260.053	28.194.619	761.794	2.047.819
2521000000	Limestone flux; limestone and othercalcareous stone	16.703.850	51.839.196	595.943	2.249.902
2522100000	Quicklime	5.782.000	5.836.261	643.630	685.990
2522200000	Slaked lime	490.208	994.023	110.125	330.920

I.3. IMPOR MENURUT KOMODITI / IMPORT BY HS COMMODITY
***** MARET / MARCH 2010 *****

HS	Uraian Komoditi Commodity Description	Berat Bersih / Net Weight (Kg)		Nilai / Value C.I.F (US\$)	
		Bulan ini Current Month	Kumulatif Cum.Jan. to date	Bulan ini Current Month	Kumulatif Cum.Jan. to date
2522300000	Hydraulic lime	50.600	50.600	18.200	18.200
2523101000	Cement clinkers, for white cement	312.000	312.998	56.160	59.866
2523109000	Other cement clinkers	19.029.930	81.642.483	844.922	3.545.753
2523210000	Portland cement, white cement, whether or not artificially colored	4.251	4.251	7.071	7.071
2523291000	Portland cement, colored cement	35.590.000	103.205.000	1.319.533	4.074.375
2523299000	Other portland cements	14.967.955	28.153.955	531.575	1.042.095
2523300000	Aluminous cement	260.366	1.046.689	170.307	740.332
2523900000	Other hydraulic cements	59.559.002	175.194.210	2.179.070	6.557.428
2524900010	Chrysotile	8.500.304	23.650.925	3.888.040	10.885.568
2524900090	Other asbestos, crococolite & chrysolite	2.744	3.686	3.804	5.289
2525100000	Crude mica and mica rifted into sheets or splittings	996	2.747	9.843	13.693
2525200000	Mica powder	230.427	866.538	268.743	901.665
2525300000	Mica waste	0	73	0	214
2526100000	Natural steatite, not crushed, not powdered	8.924	35.924	72.840	75.459
2526201000	Talc powder, crushed or powdered	7.890.728	22.080.274	1.463.232	3.623.683
2526209000	Oth natural steatite, crushed/powdered	164.992	1.188.617	65.424	257.365
2528100000	Natural sodium borates and concentrates thereof (whether or not calcined)	45	165	805	3.002
2528900000	Natural boric acid containing not more than 85% of h3bo3 on the dry weight	164.741	226.245	97.801	133.834
2529100000	Felspar	43.252.864	98.923.052	3.035.151	6.931.240
2529210000	Fluorspar, containing by weight 97% or less of calcium fluoride	96.000	350.412	26.784	127.288
2529220000	Fluorspar, containing by weight more than 97% of calcium fluoride	81.150	162.150	38.987	79.955
2529300000	Leucite; nepheline & nepheline syenite	319.967	768.416	120.411	280.024
2530100000	Vermiculite, perlite and chlorites, unexpanded	322.022	2.305.176	145.952	582.343
2530201000	Kieserite	16.397.500	22.952.500	1.991.420	2.803.945
2530202000	Epsomite	300.000	300.000	34.673	34.673
2530900000	Other mineral substances not elsewhere specified or included	3.921.031	8.449.185	1.420.548	3.413.057
2601110000	Iron ores and concentrates, other than roasted iron pyrites : non agglomerated	153.693.904	613.820.298	17.810.140	70.147.711
2601120000	Iron ores and concentrates, other than roasted iron pyrites : agglomerated	0	41.800	0	5.016
2601200000	Roasted iron pyrites	1.264	5.129	3.537	11.966
2602000000	Manganese ores & concentrates, including ferruginous manganese, m. content >= 20	48.001	124.105	105.157	215.372
2603000000	Copper ores and concentrates	6.866	116.616	75.545	188.822
2606000000	Aluminium ores and concentrates	25.000	74.773	11.500	43.250
2607000000	Lead ores and concentrates	7	151.946	24	130.388
2608000000	Zinc ores and concentrates	0	16.351	0	52.046
2609000000	Tin ores and concentrates	669	1.713	11.234	33.573
2610000000	Chromium ores and concentrates	418.000	862.400	235.401	410.796
2614001000	Titanium ores and concentrates, ilmenite ores and concentrates	0	48.000	0	33.044
2614009000	Titanium ores and concentrates, other than ilmenite ores & concentrates	167.292	721.400	127.331	585.330
2615100000	Zirconium ores and concentrates	2.325.967	5.520.027	2.424.620	5.953.072
2615900000	Other niobium, tantalum ores and concentrates vanadium or zirconium ores	65.747	208.842	103.985	375.808
2616900000	Precious metal ores other than silver ores	32.000	32.040	876.297	889.454
2617100000	Antimony ores and concentrates	4.304	26.909	30.027	113.933
2617900000	Other ores and concentrates.	48.000	48.000	14.912	14.912
2618000000	Granulated slag (slag sand) from the manufacture of iron or steel	0	216	0	1.200
2619000000	Slag, dross (not granula slag), & othwaste from the manufac. of iron or steel	250	21.150	1.905	4.413
2620110000	Ash & residues containing mainly zinc, hard zinc spelter	0	48.000	0	34.674
2620210000	Ash & residues containing mainly lead, lead gasoline sludges, antiknock compound	0	142	0	2.721
2620290000	Ash & residues containing mainly lead, other than leaded gasoline sludges	0	97	0	1.472
2620990000	Oth metals or their compounds ash & residues containing mainly tin	0	43	0	1.445
2701110000	Anthracite	5.372.636	10.542.924	895.058	1.969.468
2701129000	Bituminous coal: other than coking coal	0	393.156	0	106.075
2701190000	Other coal	453.740	710.309	203.773	1.243.291
2701200000	Briquettes, ovoids & similar solid fuels manufactured from coal	132.603	132.637	50.872	51.109
2702200000	Agglomerated lignite	18.144	18.144	45.759	45.759
2703002000	Agglomerated peat	0	264.238	0	189.746
2704001000	Coke & semi-coke of coal	5.432.079	13.633.053	1.968.737	4.632.774
2704002000	Coke & semi-coke of lignite or of peat	0	766.500	0	265.976
2704003000	Retort carbon	35.001	70.005	34.126	67.552
2705000000	Coal gas, water gas, producer gas and similar gases other than petroleum gas	90.148	90.210	44.096	44.788
2706000000	Tar distilled from coal, from lignite or from peat & other mineral tars	43.477	207.376	63.976	140.962
2707100000	Benzol (benzene)	0	22	0	1.017
2707200000	Toluol (toluene)	1.152	3.312	6.433	19.793
2707300000	Xylol (xylenes)	5.058	11.907	29.296	66.451
2707400000	Napthalene	0	13.015	0	58.198
2707500000	Oth. aromatic hydrocarbon mix. of >= 65% by volume, distils at 250.c, astm d 86 m	311.714	3.304.622	325.185	3.111.434
2707910000	Creosote oils	0	47.480	0	77.515
2707992000	Carbon black feedstock	19.970	169.460	19.370	256.279
2707999000	Other products of the distilled of high temperature coal tar	3.806.986	5.079.236	3.171.989	4.269.025
2708100000	Pitch	1.085	481.286	16.352	222.080
2709001000	Crude petroleum oil	1.158.732.210	3.638.471.021	670.028.850	2.140.869.806
2709009000	Other petroleum oil, crude	4	4	145	145
2710111100	Motor spirit, premium leaded	601.186.662	1.079.534.246	457.140.985	819.438.075
2710111200	Motor spirit, premium unleaded	237.160.057	1.025.643.921	188.137.426	786.338.836
2710111300	Motor spirit, regular leaded	9	9	276	276
2710111400	Motor spirit, regular unleaded	1.482	15.811.628	3.549	9.348.431
2710111500	Other motor spirit, leaded	24.526.115	24.526.115	19.314.572	19.314.572
2710111600	Other motor spirit, unleaded	129.595.261	402.161.335	94.337.393	301.813.720
2710112000	Aviation spirit	413.673	706.926	818.400	1.492.979

I.3. IMPOR MENURUT KOMODITI / IMPORT BY HS COMMODITY
***** MARET / MARCH 2010 *****

HS	Uraian Komoditi Commodity Description	Berat Bersih / Net Weight (Kg)		Nilai / Value C.I.F (US\$)	
		Bulan ini Current Month	Kumulatif Cum.Jan. to date	Bulan ini Current Month	Kumulatif Cum.Jan. to date
2710113000	Tetrapropylene	12	2.176.599	405	2.089.141
2710114000	White spirit	1.117.262	3.346.818	982.673	3.054.465
2710115000	Low aromatic solvents containing byweight <= 1 % aromatic content	1.978.443	2.308.117	2.280.314	2.775.283
2710116000	Other solvent spirits	0	3.557	0	17.753
2710117000	Naphtha, reformat or preparations forpreparing spirits	128.817.472	324.010.527	94.415.467	236.186.604
2710119000	Other petroleum oil, light oil & otherthan crude	21.445.364	115.334.006	17.050.425	86.435.285
2710191300	Aviation turbine fuel (jet fuel) havinga flash point of not less than 23-c	24.183.532	40.561.623	19.424.621	32.297.151
2710191400	Aviation turbine fuel (jet fuel) havinga flash point of less than 23-c	0	14.179.031	0	11.129.679
2710191600	Kerosene	234	38.234	7.248	65.629
2710191900	Other medium oils and preparations	11.955.142	26.073.676	13.331.413	29.063.533
2710192000	Topped crudes	27.510	109.397	34.320	145.922
2710193000	Carbon black feedstock oil	30.129.317	30.143.992	13.877.803	13.955.794
2710194100	Lubricating oil basestock	11.568.965	27.928.858	11.753.311	28.103.562
2710194200	Lubricating oils for aircraft engines	0	717	0	5.436
2710194300	Other lubricating oils	9.865.297	30.576.248	17.801.480	57.585.613
2710194400	Lubricating greases	1.199.866	3.063.250	2.844.006	9.450.137
2710195000	Hydraulic brake fluid	931	12.682	3.535	225.891
2710196000	Transformer and circuit breakers oils	1.839.047	5.442.953	1.910.416	5.182.013
2710197100	High speed diesel fuel	654.769.891	1.727.555.260	434.360.577	1.115.114.762
2710197200	Other diesel fuel	68.661.336	142.194.837	45.104.320	90.868.048
2710197900	Other fuel oils	117.727.523	393.370.144	59.013.420	190.091.566
2710199000	Oth petroleum oils & oils obtained frombituminous minerals (other than crude)	1.393.791	3.559.244	2.075.262	5.144.497
2710990000	Other waste oils	26.478	31.560	63.136	75.709
2711110000	Liquid natural gas	0	516	0	9.012
2711120000	Liquid propane	45.000.063	121.974.990	33.650.260	91.930.973
2711130000	Liquid butanes	42.014.877	119.273.272	30.788.544	88.999.537
2711141000	Liquid ethylene	1.660	1.669	28.130	28.480
2711149000	Liquid propylene, butylene & butadiene	300	523	1.836	2.856
2711190000	Other liquid petroleum gas	0	123	0	4.673
2711210000	Natural gas in gaseous state	0	460	0	8.345
2711290000	Other petroleum gas in gaseous state	6.093	8.458	60.293	88.105
2712100000	Petroleum jelly	279.228	781.136	483.292	1.333.842
2712200000	Paraffin wax containing by weight lessthan 0.75% of oil	745.478	1.445.991	990.475	1.957.781
2712901000	Other paraffin wax	1.863.357	3.951.445	2.524.984	5.418.925
2712909000	Microcrystalline petroleum wax, slackwax, ozokerite, lignite wax, peat wax	433.180	901.722	905.010	2.025.520
2713110000	Petroleum coke, not calcined	77.600	417.600	22.962	101.162
2713120000	Petroleum coke, calcined	543.330	6.196.460	593.481	2.823.100
2713200000	Petroleum bitumen	30.567.458	82.568.589	15.761.470	41.328.203
2713900000	Other residues of petroleum oils or ofoils obtained from bituminous minerals	0	28.419	0	121.143
2714100000	Bitumen and asphalt, natural bituminous oil shale and tar sands	4.217	25.913	4.867	19.485
2714900000	Bitumen and asphalt, natural asphaltitesand asphaltic rocks	1.675.455	6.471.582	1.568.253	4.532.917
2715000000	Bituminous mix. based on natur. asphalton natur. bitumen, on petroleum bitumen	73.417	266.275	155.561	582.754
2801100000	Chlorine	181.872	439.693	98.326	249.119
2801200000	Iodine	53	94	3.149	6.617
2802000000	Sulphur, sublimed or precipitated, colloidial sulphur	119.737	22.888.534	234.492	2.057.440
2803001000	Rubber grade carbon black	7.776.610	24.258.153	7.968.088	24.871.681
2803002000	Acetylene black	505.000	1.383.095	1.076.822	2.863.625
2803003000	Other carbon blacks	1.954.314	4.111.759	2.424.221	5.008.929
2803009000	Other carbon	1.018.294	5.200.554	1.635.900	4.285.021
2804100000	Hydrogen	154.493	389.827	49.708	154.312
2804210000	Argon	496.682	1.532.030	381.964	982.597
2804290000	Other rare gases	1.167.111	3.046.657	769.557	2.118.745
2804300000	Nitrogen	1.568.308	3.872.489	310.192	724.251
2804400000	Oxygen	2.046.754	5.969.699	599.092	1.678.649
2804500000	Boron; tellurium	27	10.961	2.082	50.729
2804610000	Silicon, containing by weight >= 99.99%	1.812	4.677	9.466	22.652
2804690000	Silicon, containing by weight < 99.99%	412.597	1.150.767	903.867	2.518.279
2804700000	Phosphorus	32.281	80.100	409.156	1.246.672
2804800000	Arsenic	10.017	30.019	15.212	34.234
2804900000	Selenium	1.048	2.467	74.751	145.411
2805110000	Sodium	108.364	195.671	483.607	946.466
2805120000	Calcium	0	8.795	0	10.478
2805190000	Other alkali or alkaline-earth metals	122.791	560.711	446.100	1.378.153
2805400000	Mercury	1.035	1.035	26.391	26.391
2806100000	Hydrogen chloride (hydrochloric acid)	126.139	405.277	32.211	107.466
2806200000	Chlorosulphuric acid	0	3	0	297
2807000000	Sulphuric acid; oleum.	4.199.575	15.977.082	148.318	869.242
2808000000	Nitric acid; sulphonitric acids	774.286	3.233.663	397.645	1.518.736
2809100000	Diphosphorus pentaoxide	2.016	43.974	5.542	80.080
2809203000	Phosphoric acids, hypophoric acids andhypophosphoric acids	1.094.566	3.402.290	935.682	2.774.780
2809209000	Oth phosphoric acids, hypophoric acidsand hypophosphoric acids	566.722	30.478.118	547.715	10.166.823
2810000000	Oxide of boron; boric acids	909.040	1.559.638	613.882	1.111.659
2811110000	Hydrogen fluoride (hydrofluoric acid)	36.891	193.956	34.662	163.831
2811191000	Arsenic acid	391	401.131	2.099	172.750
2811199000	Other inorganic acids	61.053	106.483	77.815	158.237
2811210000	Carbon dioxide	133.684	437.331	103.595	338.267
2811221000	Silica powder	1.220.268	3.719.964	1.158.044	3.519.129
2811229000	Silicon dioxide, other form	1.437.289	3.918.178	1.493.541	3.923.350

I.3. IMPOR MENURUT KOMODITI / IMPORT BY HS COMMODITY
***** MARET / MARCH 2010 *****

HS	Uraian Komoditi Commodity Description	Berat Bersih / Net Weight (Kg)		Nilai / Value C.I.F (US\$)	
		Bulan ini Current Month	Kumulatif Cum.Jan. to date	Bulan ini Current Month	Kumulatif Cum.Jan. to date
2811291000	Diarsenic pentaoxide	20.363	20.415	46.776	47.298
2811299000	Other inorganic oxygen compounds of non metals	204.617	608.886	295.065	805.831
2812100000	Chlorides and chloride oxides	16.004	32.017	19.245	38.227
2812900000	Other halides and halide oxides of nonmetals	9.040	53.059	73.325	296.363
2813100000	Carbon disulphide	1.012.910	2.789.350	843.910	2.133.402
2813900000	Other sulphides of non-metal	0	16	0	79
2814100000	Anhydrous ammonia	176	4.757.708	2.064	1.616.609
2814200000	Ammonia in aqueous solution	4.025	33.504	20.065	95.282
2815110000	Sodium hydroxide (caustic soda), solid	1.582.011	5.053.339	645.658	2.038.660
2815120000	Sodium hydroxide (caustic soda), in aqueous solution (lye or liquid soda)	138.567	2.117.376	121.943	527.938
2815200000	Potassium hydroxide (caustic potash)	923.359	2.274.836	986.376	2.570.501
2815300000	Peroxides of sodium or potassium	3.751	5.260	9.515	16.054
2816100000	Hydroxide and peroxide of magnesium	67.350	172.326	266.735	565.891
2816400000	Oxides, hydroxides & peroxides, of strontium or barium	9	63.414	134	120.610
2817001000	Zinc oxide	856.175	2.049.504	1.722.545	4.123.389
2817002000	Zinc peroxide	21.000	49.974	31.087	78.420
2818100000	Artificial corundum, whether or not chemically defined	8.112	587.381	23.057	499.761
2818200000	Aluminium oxide, other than artificial corundum	885.707	48.803.633	744.933	17.039.654
2818300000	Aluminium hydroxide	17.162.755	33.425.428	4.827.489	9.626.208
2819100000	Chromium trioxide	54.635	164.606	189.572	557.816
2819900000	Other chromium oxides and hydroxides	33.025	56.655	144.635	228.423
2820100000	Manganese dioxide	2.025.291	4.595.997	3.195.420	7.411.390
2820900000	Other manganese dioxide	45.677	553.700	69.541	841.624
2821100000	Iron oxides and hydroxides	977.714	2.807.947	874.997	2.828.157
2821200000	Earth colors	23.829	24.746	89.157	100.480
2822000000	Cobalt oxides and hydroxides, commercial	47.283	82.202	168.172	716.887
2823000000	Titanium oxides	675.724	2.081.111	1.744.690	5.172.120
2824100000	Lead monoxide (litharge, massicot)	23.073	84.985	105.563	257.294
2824900000	Other lead monoxide	38.065	71.383	97.668	154.612
2825100000	Hydrazine, hydroxylamine, inorganic salt	70.239	316.896	170.602	1.010.804
2825200000	Lithium oxide and hydroxide	2.934	7.648	49.200	154.255
2825300000	Vanadium oxides and hydroxides	0	4.964	0	73.498
2825400000	Nickel oxides and hydroxides	12.629	35.613	173.872	543.681
2825500000	Copper oxides and hydroxides	38.545	121.838	297.570	839.252
2825600000	Germanium oxides and zirconium dioxide	3.473	4.624	18.295	35.539
2825700000	Molybdenum oxides and hydroxides	0	2.468	0	24.126
2825800000	Antimony oxides	64.559	196.274	381.334	1.159.206
2825900000	Other inorganic bases	86.639	391.939	889.968	3.905.863
2826120000	Fluorides of aluminium	1	6.207	1	6.333
2826190000	Other fluorides	99.274	253.138	61.145	149.148
2826300000	Sodium hexafluoroaluminate (synthetic cryolite)	2.902	52.330	6.439	73.798
2826900000	Other complex fluorine salt	100.643	337.402	185.628	571.044
2827100000	Ammonium chloride	377.295	1.369.282	117.448	403.032
2827201000	Calcium chloride, commercial grades	126.392	813.228	31.769	186.796
2827209000	Calcium chloride, not commercial grades	1.106.144	2.791.450	350.825	952.405
2827310000	Other chlorides of magnesium	91.988	109.083	51.406	79.046
2827320000	Other chlorides of aluminium	1.425.755	2.837.064	546.410	1.113.875
2827350000	Other chlorides of nickel	16.058	50.940	93.325	350.984
2827390010	Other chlorides of zinc	159.282	486.774	73.478	310.850
2827390090	Other chlorides of iron, cobalt and of other materials	56.782	453.091	135.355	587.207
2827410000	Chloride oxides & chloride hydroxides, of copper	2.592	5.092	1.000	8.200
2827490000	Other chloride oxides & chloride hydroxides	73.688	367.001	52.591	314.772
2827510000	Bromides of sodium or of potassium	21.290	123.940	44.892	238.193
2827590000	Other bromides	4.811	45.469	20.475	62.914
2827600000	Iodides and iodide oxides	4.743	11.786	78.225	234.441
2828100000	Commercial calcium hypochlorite & other calcium hypochlorites	427.684	1.202.171	459.365	1.273.289
2828901000	Sodium hypochlorite	3.093	9.605	15.976	44.222
2828909000	Other hypochlorite	511.888	743.473	768.161	1.380.039
2829110000	Chlorates of sodium	201.719	1.670.938	126.246	1.348.322
2829190000	Other chlorates	353.000	637.097	475.946	814.967
2829900000	Bromat dan perbromat, iodat & periodat	12.645	39.457	78.207	290.811
2830100000	Sodium sulphides	728.300	2.113.164	413.200	1.179.224
2830900000	Other sulphides	4.271	134.224	18.846	162.959
2831100000	Dithionites and sulphyloxylates of sodium	535.133	1.816.078	477.934	1.459.929
2831900000	Other dithionites and sulphyloxylates	46.405	69.319	84.283	126.032
2832100000	Sodium sulphites	1.312.045	3.195.891	504.196	1.206.130
2832200000	Other sulphites	196.071	504.995	104.741	275.642
2832300000	Thiosulphates	91.054	259.508	25.487	124.310
2833110000	Disodium sulphate	9.109.945	42.399.117	945.824	4.655.555
2833190000	Other sodium sulphates	8.905.405	30.092.778	2.115.207	4.423.539
2833210000	Magnesium sulphate	1.685.877	4.783.146	284.938	924.171
2833221000	Aluminium sulphate : commercial grade	20.000	20.000	27.000	27.000
2833229000	Aluminium sulphate : other grade	6	123.279	185	43.863
2833240000	Nickel sulphate	79.710	165.366	655.836	1.300.002
2833250000	Copper sulphate	567.694	1.878.825	1.087.887	3.297.457
2833270000	Barium sulphate	116.693	407.184	155.841	488.355
2833291000	Of chromium or zinc	659.903	966.269	739.781	933.705
2833292000	Tribasic lead sulphate	35.366	93.089	125.466	264.581

I.3. IMPOR MENURUT KOMODITI / IMPORT BY HS COMMODITY
***** MARET / MARCH 2010 *****

HS	Uraian Komoditi Commodity Description	Berat Bersih / Net Weight (Kg)		Nilai / Value C.I.F (US\$)	
		Bulan ini Current Month	Kumulatif Cum.Jan. to date	Bulan ini Current Month	Kumulatif Cum.Jan. to date
2833290000	Other sulphate of other material	293.571	888.944	125.659	362.222
2833300000	Alums	5	248.034	183	65.316
2833400000	Peroxosulphates (persulphates)	228.016	440.154	240.824	495.585
2834100000	Nitrites	142.142	765.165	75.286	424.002
2834210000	Nitrates of potassium	252.000	469.198	242.760	410.160
2834290000	Other nitrates	521.967	1.041.313	343.660	798.887
2835100000	Phosphinates (hypophosphites) andphosponates (phosphites)	72.910	149.412	119.102	250.379
2835220000	Phosphates of mono- or disodium	111.023	557.934	180.732	622.045
2835240000	Phosphates of potassium	444.837	730.552	864.800	1.458.657
2835251000	Dicalcium phosphate, feed grade	3.716.000	8.662.959	1.500.279	3.446.740
2835259000	Oth hypophosphites, phosponates andand phosphates, polyphosphates	684.282	2.642.774	377.772	1.130.368
2835260000	Other phosphates of calcium	1.437.766	4.358.249	844.292	2.417.065
2835290000	Other phosphates	330.090	788.842	452.311	1.105.593
2835310000	Sodium triphosphate (sodiumtripolyphosphate)	2.541.622	8.193.801	2.289.926	7.312.510
2835391000	Tetranatrium pirofosfat	61.542	119.425	93.517	187.177
2835399000	Other polyphosphates	742.822	1.789.603	979.343	2.714.008
2836200000	Disodium carbonate	79.782.230	220.680.994	15.881.906	41.584.422
2836300000	Sodium hydrogencarbonate (sodium bicarbonate)	11.133.232	23.930.730	2.631.200	5.967.969
2836400000	Potassium carbonates	794.239	1.739.076	797.732	1.816.287
2836501000	Calsium carbonate, food or pharmaceu-tical grade	910.699	3.453.089	345.740	1.090.739
2836509000	Calsium carbonate, other grade	6.101.044	14.048.190	1.354.154	3.219.176
2836600000	Barium carbonate	125.074	835.497	35.512	336.141
2836910000	Lithium carbonates	5.000	27.017	31.924	63.234
2836920000	Strontium carbonate	257	144.258	4.373	74.359
2836990000	Other carbonates	613.071	2.194.763	788.649	2.541.648
2837110000	Cyanides and cyanide oxides, of sodium	413.031	947.034	719.457	1.671.232
2837190000	Other cyanides and cyanide oxides	1	7.279	5.832	70.541
2837200000	Complex cyanides	191	191	11.382	11.382
2839110000	Sodium metasilicates	116.689	872.681	56.316	369.730
2839191000	Sodium silicates	3.223.455	9.341.888	753.826	2.263.323
2839199000	Other silicates of sodium	751.327	1.894.541	505.308	1.348.027
2839900000	Other silicates; commerial alkali metalsilicates	256.818	514.784	414.709	836.434
2840110000	Disodium tetraborate (refined borax),anhydrous	20	20	1.200	1.200
2840190000	Other disodium tetraborate (refinedborax)	3.214.941	7.763.841	2.041.627	4.920.856
2840200000	Other borates	6.115	16.115	55.521	61.521
2840300000	Peroxoborates (perborates)	15.162	16.162	29.992	30.992
2841300000	Sodium dichromate	44.814	213.169	51.806	232.175
2841500000	Other chromates and dichromates,peroxochromates	105	50.321	5.763	209.357
2841610000	Potassium permanganate	95.957	115.957	219.957	268.457
2841700000	Molybdates	4.342	7.597	39.874	78.928
2841800000	Tungstates (wolframates)	1.855	4.102	2.158	7.107
2841900000	Oth salts of oxometallic orperoxometallic acids	49.344	84.302	196.043	402.012
2842100000	Double/complex silicates,includ aluminosilicates w.or not chemical defined	1.062.993	5.305.682	550.916	3.007.298
2842901000	Sodium arsenite	51.769	109.998	36.433	72.803
2842902000	Copper and/or chromium salts	24	37	68	115
2842909000	Oth salts of inorganic acids/peroxoacid	130.530	375.194	443.322	1.328.471
2843100000	Colloidal precious metals	117	424	4.150	11.745
2843210000	Silver nitrate	2.184	2.797	95.268	241.708
2843290000	Other silver compounds	2.063	7.771	36.598	518.274
2843300000	Gold compounds	1.804	2.762	187.255	917.093
2843900000	Other amalgams and other compoundcolloidal precious metals	449	1.967	36.236	207.071
2844109000	Ceramic products & mixtures containingenatural uranium	0	78	0	8.970
2844401100	Radium and its salts	0	24	0	5.006
2844401900	Other radioactive elements & isotopes &compounds, radioactive residues	1.379	1.831	190.214	339.168
2844409000	Ceramic products & mixtures containingsisotop or compound,radioactive residues	9.920	22.282	2.032.067	4.079.928
2845900000	Other isotops other than those heading28.44	43	2.255	2.549	15.879
2846100000	Cerium compounds	30	4.982	366	34.591
2846900000	Other compounds, inorganic or organicof rare-earth metal	2	5.437	262	25.596
2847001000	Liquid hydrogen peroxide,whether or notsolidified with urea	974.283	2.593.613	331.780	880.661
2847009000	Hydrogen peroxide, whether or notsolidified with urea other form	237.792	347.106	88.380	141.616
2848000000	Phosphides, whether or not chemicallydefined excluding ferrophosphorus.	0	28.880	0	139.663
2849100000	Carbides, whether or not chemicallydefined of calcium	727.801	1.802.523	361.997	946.609
2849200000	Carbides, whether or not chemicallydefined of silicon	250.107	481.116	247.026	532.982
2849900000	Carbides, whether or not chemicallydefined of other material	3.988	6.738	59.226	106.678
2850000000	Hydrides, nitrides, azides, silicidesand borides	84	448	19.716	33.510
2852001000	Mercury sulphate	22	69	2.241	8.227
2852002000	Mercury compounds of a kind used as	0	30	0	519
2852009000	Other compounds, inorganic/organic,ofmercury, excluding amalgams	33	193	3.993	23.182
2853000000	Liquid, compressed air, other inorganic(incl distil/conductivity water,similar)	6.020	9.081	34.115	61.911
2901100000	Saturated acyclic hydrocarbons.	467.581	1.945.497	560.929	3.172.077
2901210000	Ethylene	40.262.053	113.723.627	54.371.611	139.314.639
2901220000	Propene (propylene)	16.316.680	47.469.412	19.170.099	52.772.315
2901230000	Butene (butylene) and isomers thereof	2.433.787	5.586.702	3.686.912	7.245.391
2901240000	Buta-1, 3- diene and isoprene	3.560.971	11.404.514	6.634.742	20.068.514
2901291000	Acetylene	1.298	66.156	20.508	137.968
2901299000	Other unsaturated acyclic hydrocarbons	65.891	675.375	135.766	827.401
2902110000	Cyclohexane	52.843	111.968	129.289	288.223
2902190000	Other cyclanes	82.125	310.416	228.028	630.138

I.3. IMPOR MENURUT KOMODITI / IMPORT BY HS COMMODITY
***** MARET / MARCH 2010 *****

HS	Uraian Komoditi Commodity Description	Berat Bersih / Net Weight (Kg)		Nilai / Value C.I.F (US\$)	
		Bulan ini Current Month	Kumulatif Cum.Jan. to date	Bulan ini Current Month	Kumulatif Cum.Jan. to date
2902200000	Benzene	20.531.115	44.884.152	19.358.144	44.158.929
2902300000	Toluene	12.470.913	23.497.758	11.591.819	22.019.849
2902410000	O-xylene	8.607	6.173.559	17.598	5.615.025
2902420000	M-xylene	250.000	757.256	217.500	663.824
2902430000	P-xylene	80.452.292	212.959.336	83.057.674	226.017.067
2902440000	Mixed xylene isomers	1.527.891	6.579.261	1.432.632	6.213.366
2902500000	Styrene	79.840	2.231.221	146.693	3.123.313
2902600000	Ethylbenzene	0	7.529	0	42.000
2902700000	Cumene	0	978.476	0	1.301.579
2902901000	Dodecylbenzene	59.740	198.674	85.718	277.285
2902902000	Alkylbenzenes	9.381	24.959	27.134	82.697
2902909000	Other cyclic hydrocarbons.	613.323	1.460.279	1.025.525	2.390.775
2903111000	Methyl chloride used in the manufacture of herbicides	110.612	257.620	171.068	316.916
2903119000	Other methyl chloride	4.902	4.902	6.660	6.660
2903120000	Dichloromethane (methylene chloride)	1.065.362	2.980.076	840.692	2.252.447
2903130000	Chloroform (trichloromethane)	31.794	97.146	146.299	443.409
2903150000	1,2-dichloroethane (ethylene dichloride)	24	95	169	877
2903190090	Other halogenated derivatives of hydrocarbons	297	100.357	250	81.504
2903211000	Vinyl chloride monomer (vcm)	10.210.084	25.312.114	9.057.908	20.791.071
2903219000	Other vinyl chloride (chloroethylene)	0	155.050	0	359.380
2903220000	Trichloroethylene	201.932	441.596	279.714	543.436
2903230000	Tetrachloroethylene (perchloroethylene)	139.571	361.488	137.510	354.980
2903290000	Other unsaturated chlorinated derivatives of acyclic hydrocarbons	54.490	129.810	288.569	703.910
2903310000	Ethylene dibromide (iso)(1,2-dibromoethane)	0	262	0	3.405
2903390000	Oth fluorinated, brominated/iodinated	8.150	124.308	47.229	510.323
2903410000	Trichlorofluoromethane	15.640	26.980	69.575	136.425
2903490000	Derivatives of methane, ethane/propane, halogenated with fluorine & chlorine	369.045	1.291.030	745.424	2.842.589
2903510000	1, 2, 3, 4, 5, 6-hexachlorocyclohexane	0	200	0	14.200
2903610000	Chlorobenzene, o-dichlorobenzene and p-dichlorobenzene	18.809	378.836	59.760	488.563
2903690000	Other halogenated derivatives of aromatic	81.445	211.313	113.811	455.855
2904100000	Derivatives containing only sulphogroups their salts and ethyl esters	675.783	1.503.357	580.666	1.480.511
2904200000	Derivatives containing only nitro or only nitroso groups	23.640	91.294	77.229	280.763
2904900000	Other derivatives of hydrocarbons, whether or not halogenated	1.767	21.588	13.459	70.751
2905110000	Methanol (methyl alcohol)	18.576.062	47.344.623	7.260.495	17.318.652
2905120000	Propan-1-ol (propyl alcohol) & propan-2-ol (isopropyl alcohol)	623.825	4.219.173	832.720	4.900.034
2905130000	Butan-1-ol (n-butyl alcohol)	3.735.434	8.515.127	5.775.766	12.068.760
2905140000	Other butanols	222.784	1.215.288	375.382	1.781.563
2905160000	Octanol (octyl alcohol) and isomers thereof	3.435.169	7.105.956	5.233.569	10.468.619
2905170000	Dodecan-1-ol (lauryl alcohol), hexadecan-1-ol, and octadecan-1-ol	69.303	182.607	152.970	392.086
2905190000	Other sulphonated, nitrated/nitrosated	387.973	1.076.350	727.831	1.500.700
2905220000	Acyclic terpene alcohols	117.444	299.915	1.022.175	2.494.225
2905290000	Other unsaturated monohydric alcohols	20.264	71.050	330.784	817.774
2905310000	Ethylene glycol (ethanediol)	44.439.935	95.532.394	46.709.682	95.091.463
2905320000	Propylene glycol (propane-1, 2- diol)	3.357.971	7.297.875	5.545.570	11.677.453
2905390000	Other diols	241.290	722.047	669.276	1.866.833
2905410000	2-ethyl-2-(hydroxymethyl) propane-1,3-(trimethylolpropane)	36.371	72.957	85.731	169.289
2905420000	Pentaerythritol	745.265	1.472.160	809.673	1.631.689
2905430000	Mannitol	36.477	111.907	199.467	508.898
2905440000	D-glucitol (sorbitol)	137.344	415.180	109.156	287.053
2905450000	Glycerol	170.524	715.320	175.681	487.802
2905490000	Other polyhydric alcohols	10.500	135.790	57.991	524.207
2905590000	Other halogenated, sulphonated, nitrated derivatives of acyclic alcohols	2.886	34.537	14.037	96.051
2906110000	Menthol	41.227	95.226	487.077	1.127.306
2906120000	Cyclohexanol, methylcyclohexanols and dimethylcyclohexanols	1.002	2.502	30.227	63.810
2906130000	Sterols and inositols	26.425	92.914	217.324	599.937
2906190000	Other cyclanic, cyclenic/cycloterpenic	29.639	69.744	379.797	697.725
2906210000	Benzyl alcohol	13.957	101.256	53.127	276.568
2906290000	Other aromatic alcohol	58.173	129.935	267.004	724.992
2907110000	Phenol (hydroxybenzene) and its salts	1.022.204	2.753.754	1.498.232	3.754.612
2907120000	Cresols and their salts	49.365	98.621	85.704	175.703
2907130000	Octylphenol, nonylphenol and their isomers, salts thereof	144.650	321.453	305.245	637.985
2907150000	Naphthols and their salts	21.173	51.823	56.046	187.732
2907190000	Other monophenols	184.794	479.397	488.482	1.251.449
2907210000	Resorcinol and its salts	16.393	100.932	87.567	522.231
2907220000	Hydroquinone (quinol) and its salts	33.168	76.369	198.162	507.703
2907230000	4,4-isopropylidenediphenol (bisphenola, diphenylolpropane) and its salts	20.625	85.215	36.997	160.747
2907290000	Other polyphenols; phenol-alcohols	6.295	36.424	73.051	186.934
2908110000	Pentachlorophenol (iso)	0	36.000	0	261.360
2908190000	Oth derivatives containing only halogensubstituents and their salts	30	3.637	448	14.226
2908910000	Dinoseb (iso) and its salts	19.960	39.500	79.840	156.046
2908990000	Oth derivatives containing only sulphogroups their salts and esters	3.246	15.470	14.445	64.708
2909191000	Methyl tertiary butyl ether	5.985	6.403	23.268	28.453
2909199000	Other acyclic ethers and their halogenated	23.074	23.810	67.266	74.821
2909200000	Cyclanic, cyclenic or cycloterpenic ethers & their halogenated derivatives	1.413	4.331	27.188	105.443
2909300000	Aromatic ethers & their halogenated, sulphonated, or nitrosated derivatives	49.617	138.874	215.443	774.882
2909410000	2,2-oxidiethanol (diethylene glycol, digol)	267.488	922.459	303.143	979.694
2909430000	Monobutyl ethers of ethylene glycol or of diethylene glycol	1.297.003	3.732.249	1.837.569	5.284.049
2909440000	Other monoalkylethers of ethyleneglycol or of diethylene glycol	876.177	1.909.919	1.325.191	2.869.642

I.3. IMPOR MENURUT KOMODITI / IMPORT BY HS COMMODITY
***** MARET / MARCH 2010 *****

HS	Uraian Komoditi Commodity Description	Berat Bersih / Net Weight (Kg)		Nilai / Value C.I.F (US\$)	
		Bulan ini Current Month	Kumulatif Cum.Jan. to date	Bulan ini Current Month	Kumulatif Cum.Jan. to date
2909490000	Other ether-alcohols, their halogenatedsulphonated, nitrated derivatives	460.335	1.580.369	1.228.206	3.988.201
2909500000	Ether-phenols, ether-alcohol-phenols &their halogenated, nitrated derivatives	13.845	35.252	211.670	501.303
2909600000	Alcohol peroxides, ether peroxides, ketone peroxides & their halogenated drv	124.998	332.689	338.224	762.089
2910100000	Oxirane (ethylene oxide)	3.200	10.200	12.877	44.127
2910200000	Methyloxirane (propylene oxide)	21.711	4.956.506	58.753	6.733.776
2910300000	1chloro2, 3epoxypropane(epichlorohydrin)	37.489	112.210	68.932	211.519
2910900000	Other epoxides, epoxyalcohols, epoxyphenols & their halogenated derivatives	723	3.162	20.386	81.045
2911000000	Acetals & hemiacetals, whether or notwith other oxygen function	878	2.609	25.973	57.694
2912111000	Formalin	4.226	92.226	50.115	75.195
2912119000	Other methanal (formaldehyde)	28	28	1.680	1.680
2912120000	Ethanal (acetaldehyde)	16.398	17.503	27.235	51.543
2912190000	Other acyclic aldehydes without otheroxygen function	86.778	242.120	405.892	883.517
2912210000	Benzaldehyde	1	2.176	109	8.207
2912290000	Other cyclic aldehydes without otheroxygen function	271.450	418.420	1.086.190	2.043.540
2912300000	Aldehyde-alcohols	5.266	13.650	80.010	163.185
2912410000	Vanillin (4-hydroxy-3-methoxybenzal-dehyde)	13.592	53.532	198.317	810.920
2912420000	Ethylvanillin (3-ethoxy-4-hydroxyben-zaldehyde)	16.597	48.332	231.887	813.225
2912490000	Other aldehyde-ethers,aldehyde-phenols& aldehydes with other oxygen function	10.234	18.618	34.233	97.393
2912500000	Cyclic polymers of aldehydes	18.966	22.345	134.473	149.138
2912600000	Paraformaldehyde	505.508	1.054.884	343.298	702.488
2913000000	Halogenated,sulphonated,nitrated or nitrosated derivat.of products of h 29.12	6.087	15.821	29.103	81.923
2914110000	Acetone	1.548.848	3.093.813	1.574.334	3.034.403
2914120000	Butanone (methyl ethyl ketone)	2.934.835	6.339.550	3.179.624	6.663.765
2914130000	4-methylpentan-2-one (methyl isobuthylketone)	434.397	466.685	757.323	954.545
2914190000	Other acyclic ketones without otheroxygen function	8.359	26.566	55.832	233.070
2914210000	Camphor	19.757	56.664	94.641	262.997
2914220000	Cyclohexanone and methylcyclohexanones	647.490	992.516	1.121.904	1.744.271
2914230000	Ionones and methylionones	18.971	90.139	226.713	1.184.284
2914290000	Other cyclanic, cyclenic or cycloterpepenic ketones without oth. oxygen func.	200.911	575.407	1.838.707	4.442.052
2914390000	Other aromatic ketones without otheroxygen function	9.148	11.267	123.582	163.196
2914400000	Ketone-alcohols and ketone-aldehydes	191.904	378.544	476.544	1.040.333
2914500000	Ketone-phenols & ketones without otheroxygen function	9.523	27.378	120.920	380.484
2914610000	Anthraquinone	0	240	0	2.884
2914690000	Other quinones	6.480	15.006	50.301	300.765
2914700000	Halogenated, sulphonated, nitrated ornitrosated derivatives	1.316	6.164	60.898	114.109
2915110000	Formic acid	175.168	570.056	170.135	538.972
2915120000	Salts of formic acid	446.120	951.197	169.612	414.136
2915130000	Esters of formic acid	8.180	54.072	34.031	198.643
2915210000	Acetic acid	8.689.934	23.560.132	4.253.720	11.394.594
2915240000	Acetic anhydride	40.950	57.750	64.103	87.623
2915290000	Other acetic acid and its salts	187.404	468.552	432.205	1.165.673
2915310000	Ethyl acetate	277.006	1.098.315	346.966	1.162.212
2915320000	Vinyl acetate	5.322.705	12.352.979	4.674.515	10.601.551
2915330000	N-butyl acetate	282.143	676.970	371.926	853.953
2915360000	Dinoseb (iso) acetate	33.900	34.037	51.650	52.890
2915390000	Other esters of acetic acid	715.099	2.522.216	1.764.797	5.476.866
2915400000	Mono-, di- or trichloroacetic acids,their salts and esters	267.763	664.929	306.878	726.221
2915500000	Propionic acids, its salts and esters	90.448	339.022	263.272	1.028.375
2915600000	Butanoic acids, pentanoic acids, theirsalts and esters	390.939	656.753	847.878	1.434.306
2915701000	Palmitic acid, its salts and esters	264.548	641.175	567.722	1.197.868
2915702000	Stearic acid	371.744	832.753	481.149	1.054.666
2915703000	Salts and esters of stearic acid	420.947	1.133.042	782.246	2.106.315
2915901000	Acetyl chloride	35.217	54.718	90.614	134.831
2915902000	Lauric acid, myristic acid, their saltsand esters	130.793	430.489	141.429	559.532
2915909000	Other saturated acyclic monocarboxylicacids & their anhydrides & halides	394.398	1.022.743	1.139.551	3.108.183
2916110000	Acrylic acid and its salts	981.904	1.875.422	1.536.436	2.888.975
2916120000	Esters of acrylic acid	2.370.403	6.070.628	4.056.769	9.956.750
2916130000	Methacrylic acid and its salts	92.085	251.182	231.342	655.638
2916141000	Methyl methacrylate	3.582.510	10.548.719	6.457.572	18.328.584
2916149000	Other esters of methacrylic acid	148.575	483.440	438.815	1.417.115
2916150000	Oleic,linoleic or linolenic acids,theirsalts and esters	38.335	68.557	115.967	215.763
2916190000	Oth unsaturated acyclic monocarboxylicacids, their anhydrides & halides	74.224	232.968	328.803	1.162.778
2916200000	Cyclanic, cyclenic or cycloterpepenicmonocarboxylic acids, their anhydrides	49.798	277.595	3.094.589	7.218.421
2916310000	Benzoic acid, its salts and esters	699.316	1.926.084	1.105.597	2.987.045
2916320000	Benzoyl peroxide and benzoyl chloride	58.016	214.514	72.741	289.251
2916340000	Phenylacetic acid and its salt	0	19	0	570
2916350000	Esters of phenylacetic acid	149	432	3.920	9.966
2916391000	2,4-dichlorophenyl acetic acid & itssalts and esters	160.629	283.410	440.220	730.750
2916399000	Other aromatic monocarboxylic acids,their anhydrides, halides & peroxides	152.990	281.154	894.660	1.655.973
2917110000	Oxalic acid, its salts and esters	188.051	380.406	162.944	349.645
2917121000	Diocetyl adipate (doa)	189.555	471.930	421.877	1.003.497
2917129000	Other adipic acid, its salts & esters	34.557	140.522	136.948	359.896
2917130000	Azelaic acid, sebacic acid, their saltsand esters	19.068	51.142	90.232	220.626
2917140000	Maleic anhydride	226.209	328.947	317.679	453.028
2917190000	Other acyclic polycarboxylic acids,their anhydrides, halides & peroxides	290.955	455.591	608.235	1.063.474
2917200000	Cyclanic, cyclenic or cycloterpepenicpolycarboxylic acids, their anhydrides	36.984	94.285	76.236	197.971
2917320000	Diocetyl orthophthalates	163.340	735.566	297.519	979.195
2917330000	Dinonyl or didecyl orthophthalates	238.793	567.196	467.142	1.031.329

I.3. IMPOR MENURUT KOMODITI / IMPORT BY HS COMMODITY
***** MARET / MARCH 2010 *****

HS	Uraian Komoditi Commodity Description	Berat Bersih / Net Weight (Kg)		Nilai / Value C.I.F (US\$)	
		Bulan ini Current Month	Kumulatif Cum.Jan. to date	Bulan ini Current Month	Kumulatif Cum.Jan. to date
2917340000	Other esters of orthophthalic acid	382.430	955.605	769.661	1.750.040
2917350000	Phthalic anhydride	1.616.501	3.542.569	1.879.934	4.020.801
2917360000	Terephthalic acid and its salts	2.053.813	8.036.356	1.959.585	7.617.895
2917370000	Dimethyl terephthalate	25.001	25.001	30.303	30.303
2917391000	Triocetyltrimellitate (totm)	121.672	122.582	172.986	177.080
2917392000	Other phthalic plasticizers & esters of phthalic anhydride	76.814	136.953	130.520	205.441
2917399000	Other aromatic polycarboxylic acids, their anhydrides, halides & peroxides	625.757	1.490.617	936.656	2.125.210
2918110000	Lactic acid, its salts and esters	256.127	658.398	542.507	1.357.467
2918120000	Tartaric acid	22.159	105.411	55.021	246.844
2918130000	Salts and esters of tartaric acid	62.998	151.897	126.417	360.498
2918140000	Citric acid	2.435.983	7.495.951	2.333.772	6.926.436
2918151000	Calcium citrate	153.763	264.455	185.003	352.003
2918159000	Other salts and esters of citric acid	786.802	1.811.916	927.480	2.351.500
2918160000	Gluconic acid, its salts and esters	116.811	583.318	177.024	605.679
2918190000	Other carboxylic acids with alcohol function but without other oxygen function	267.679	631.893	533.790	1.378.712
2918210000	Salicylic acid and its salts	30.274	91.978	107.856	326.883
2918220000	O-acetylsalicylic acid, its salts and esters	68.254	149.967	262.408	429.120
2918230000	Other esters of salicylic acid & their salts	150.248	408.847	534.232	1.272.750
2918291000	Alkyl sulphonic ester of phenol	934	958	8.965	9.485
2918299000	Other carboxylic acids with phenol function but without other oxygen function	60.116	122.119	352.876	735.456
2918300000	Carboxylic acids with aldehyde/ketone function but without other oxygen function	38.398	102.599	482.420	1.725.845
2918910000	2,4,5-t(iso) (2,4,5-trichlorophenoxy)acetic	44.442	211.223	115.560	488.370
2918990000	Other carboxylic acids with additional oxygen function, their anhydrides, halides	130.369	254.948	1.314.345	2.080.193
2919100000	Tris(2,3-dibromopropyl) phosphate	14.590	25.990	67.866	143.699
2919900000	Other phosphoric esters, their salts, including phosphates, their halogenated	28.135	65.314	106.382	287.838
2920110000	Parathion (iso) & parathion-methyl (iso)	4.290	9.975	31.329	41.444
2920190000	Other thiophosphoric esters, (phosphorothioates) & their salts	8.043	8.064	15.961	16.400
2920901000	Dimethyl sulphate (dms)	21.353	28.745	13.962	36.977
2920909000	Other esters of other inorganic acids of non metals and their salts	112.652	229.123	198.697	475.219
2921110000	Methylamine, di- or trimethylamine and their salts	250.650	553.475	375.474	882.356
2921190000	Other acyclic monoamines & their derivatives; salts thereof	863.485	2.571.119	1.732.195	5.179.207
2921210000	Ethylenediamine and its salts	250.823	695.320	822.834	2.190.296
2921220000	Hexamethylenediamine and its salts	6.897	36.687	34.409	163.085
2921290000	Other acyclic polyamines & their derivatives; salts thereof	334.964	983.301	724.290	2.127.256
2921300000	Cyclanic, cyclenic or cycloaliphatic mono- or polyamines, & their derivatives	744.178	1.836.173	1.544.340	3.865.546
2921410000	Aniline and its salts	138.796	453.749	382.398	1.078.377
2921420000	Aniline derivatives and their salts	70.941	197.568	180.887	501.074
2921430000	Toluidines & their derivatives; salts thereof	6.668	12.701	44.430	63.516
2921440000	Diphenylamine & its derivatives; salts thereof	1.074	2.067	3.645	7.600
2921450000	1-naphthylamine (alpha-naphthylamine), 2-naphthylamine (beta-naphthylamine)	38.588	111.640	101.908	292.171
2921490000	Other aromatic monoamines & their derivatives; salts thereof	21.204	40.129	54.214	143.680
2921510000	O-, m-, p-phenylenediamine, diaminotoluenes & their derivatives; salts thereof	351.977	978.885	1.308.602	3.429.281
2921590000	Other aromatic polyamines & their derivatives; salts thereof	154.866	505.341	612.882	2.898.879
2922110000	Monoethanolamine and its salts	114.502	355.132	167.397	485.200
2922120000	Diethanolamine and its salts	380.177	738.423	502.886	1.027.200
2922130000	Triethanolamine and its salts	88.164	204.652	141.087	356.946
2922191000	Ethambutol & its salts, esters & other derivatives suitable for production of anti-tubercular products	18.535	52.476	305.102	593.729
2922192000	D-2-amino-normal-butyl-alcohol	16.408	20.036	55.343	71.186
2922199000	Other amino-alcohols, phenylpropanolamine hcl, tramadol, ketamine hcl	11.338	83.223	417.982	2.229.179
2922210000	Amino hydroxynaphthalene sulphonic acids and their salts	62.869	158.592	245.079	590.590
2922290000	Other amino-naphthols & other aminophenols	28.585	56.964	259.338	457.219
2922390000	Other amino-aldehydes, amino-ketones & amino-quinones	2.168	3.153	24.558	73.357
2922410000	Lysine and its esters; salts thereof	450.755	1.022.168	680.043	1.657.314
2922421000	Glutamic acid	14.284	29.516	129.913	231.387
2922422000	Monosodium glutamate	1.351.862	2.776.000	1.666.696	3.596.058
2922429000	Salts of glutamic acid	4.073	7.899	41.209	75.336
2922491000	Mephramic acid and its salts	70.588	136.346	683.688	1.306.382
2922499000	Other amino acids, other than containing more than one kind of oxygen function	236.454	649.748	1.685.915	4.691.698
2922501000	p-aminosalicylic acid & its salts, esters and other derivatives	104.041	299.505	279.089	1.162.337
2922509000	Other amino-alcohol-phenols, amino-acidphenols other than amino-compounds with oxygen function	5.465	40.448	599.209	1.675.992
2923100000	Choline and its salts	367.794	1.103.898	468.418	1.332.582
2923201000	Lecithins, whether or not chemically defined	726.865	1.797.327	766.037	1.800.730
2923209000	Other phosphoaminolipids	155.592	441.424	273.805	842.128
2923900000	Other quaternary ammonium salts and hydroxides	541.051	1.479.804	937.983	2.141.433
2924120090	Other fluoroacetamide (iso), monocrotopos (iso), phosphamidon (iso)	101	9.961	10.320	66.213
2924190000	Other acyclic amides (including acyclic carbamates), & their thioamides, salts thereof	120.991	518.767	589.648	1.727.740
2924211000	4-ethoxyphenylurea (dulcin)	500	500	4.280	4.280
2924212000	Diuron and monouron	0	2.000	0	7.100
2924219000	Other ureines & their derivatives; salts thereof	44.973	65.884	221.206	341.065
2924291000	Aspartame	60.175	237.836	1.111.080	4.124.112
2924292000	Butylphenylmethyl carbamate, methylisopropyl phenyl carbamate	48.000	144.010	133.920	404.460
2924299010	Acetaminophen (paracetamol), salicylimide, ethoxybenzamide	771.075	1.635.547	3.042.195	6.508.231
2924299090	Other carbonylamine function compounds	133.311	574.289	2.554.851	6.934.974
2925110000	Saccharin and its salts	88	45.163	2.027	311.890
2925190000	Other imides & their derivatives, salts thereof	13.037	66.803	75.041	359.710
2925210000	Chlordimeform (iso)	0	7	0	271
2925290000	Other imines and their derivatives; and salts thereof	42.536	81.029	183.152	477.997
2926100000	Acrylonitrile	896.803	2.683.485	1.841.370	5.086.515

I.3. IMPOR MENURUT KOMODITI / IMPORT BY HS COMMODITY
***** MARET / MARCH 2010 *****

HS	Uraian Komoditi Commodity Description	Berat Bersih / Net Weight (Kg)		Nilai / Value C.I.F (US\$)	
		Bulan ini Current Month	Kumulatif Cum.Jan. to date	Bulan ini Current Month	Kumulatif Cum.Jan. to date
2926200000	1-cyanoguanidine (dicyandiamide)	39.217	50.552	59.140	86.067
2926900000	Other nitrile-function compounds.	122.490	290.925	5.042.742	11.834.024
2927001000	Azodicarbonamide	23.022	595.505	22.340	1.187.695
2927009000	Oth diazo-, azo- or azoxy-compounds.	138.814	470.277	377.660	1.219.311
2928001000	Linuron	864	869	6.268	6.385
2928009000	Other organic derivatives of hidrazineor of hydroxylamine	27.970	58.448	385.082	786.068
2929100000	Isocyanates	4.598.862	11.214.612	9.563.141	22.703.379
2929901000	Sodium cyclamate	0	34.000	0	60.010
2929909000	Other compounds with other nitrogenfunction	2.645	28.182	119.576	538.712
2930200000	Thiocarbamates and dithiocarbamates	269.572	724.442	2.021.137	3.906.523
2930300000	Thiuram mono, di or tetrasulphides	15.526	42.677	44.702	147.130
2930400000	Methionine	1.506.587	4.744.332	6.611.252	20.657.651
2930500000	Captafol (iso) & methamidophos (iso)	120.432	300.432	290.178	722.178
2930900000	Other organo-sulphur compounds	773.285	2.026.106	2.995.986	7.950.701
2931001000	Tetraethyl lead	17.962	122.390	73.031	482.422
2931002000	N-(phosphonomethyl)glycine and saltsthereof	1.699.337	4.766.293	6.761.158	18.314.949
2931003000	Ethephone	2.479	85.908	20.035	276.540
2931004000	Organo-arsenic compounds	0	7.000	0	84.000
2931009000	Other organo-inorganic compounds	372.132	1.055.607	1.323.653	3.075.488
2932110000	Tetrahydrofuran	43.397	58.094	121.562	163.147
2932120000	2-furaldehyde (furfuraldehyde)	3.652	4.988	22.508	34.682
2932130000	Furfuryl alcohol and tetrahydrofurfurylalcohol	56.381	184.492	83.162	287.861
2932190000	Oth compounds containing an unfusedfuran ring in the structure	8.013	31.032	463.048	1.396.361
2932210000	Coumarin, methylcoumarins ðylcoumarins	29.788	48.866	250.733	462.861
2932290000	Other lactones	50.039	176.617	445.941	1.303.208
2932930000	Piperonal	4.825	21.480	121.424	556.635
2932950000	Tetrahydrocannabinols (all isomers)	0	30	0	1.200
2932991000	Carbofuran	178.474	369.755	2.278.101	4.277.958
2932999000	Other heterocyclic compound withoxygen hetero-atom(s) only.	461.180	1.516.873	3.264.801	7.383.502
2933111000	Dipyrone (antalgin)	41.897	94.302	419.472	948.822
2933119000	Other phenazone (antipyrin) and itsderivatives	6.204	86.026	117.800	1.179.189
2933190000	Oth compounds containing an unfusedpyrazole ring in the structure	35.563	109.036	473.516	2.405.982
2933210000	Hydantoin and its derivatives	35.633	67.061	70.713	347.149
2933291000	Cimetidine	5.394	10.560	142.418	305.054
2933299000	Oth compounds containing an unfusedimidazole ring in the structure	49.149	163.212	473.223	1.883.404
2933310000	Pyridine and its salts	81.073	321.487	287.097	1.226.137
2933320000	Piperidine and its salts	2	54	180	6.000
2933330000	Alfentanil (inn), anileridine (inn),bezitramide (inn), bromazepam (inn)	0	24	0	47.605
2933391000	Chlorpheniramine and izoniazid	8.447	21.910	221.053	432.719
2933392000	Isonicotinic acid hydrazide,& its saltsesters,derived of pharmaceutical grade	1	39	60	2.136
2933393000	Paraquat salts	1.474.324	4.318.324	4.480.927	13.505.971
2933399000	Oth compounds containing an unfusedpyridine ring in the structure	339.580	718.449	3.505.516	8.093.230
2933490000	Oth compounds containing in the struc.a quinoline or isoquinoline ring-system	38.642	123.567	489.670	1.298.808
2933520000	Malonylurea (barbituric acid) and itsalts	3	9	288	1.168
2933530000	Allobarbital(inn),amobarbital(inn), barbital(inn),butalbital(inn),butobarbitol	5	5	505	505
2933540000	Other derivatives of malonylurea(barbituric acid), salts thereof	4	12	251	1.063
2933599000	Oth compounds contain a pyrimidinering or piperazine ring in the structur	102.888	233.890	1.888.635	5.242.303
2933610000	Melamine	1.034.020	1.947.862	1.496.361	2.792.463
2933690000	Oth compounds containing an unfusedtriazine ring in the structure	645.751	1.334.835	1.396.040	2.793.838
2933710000	6-hexanelactam (epsilon-caprolactam)	5.523.222	13.362.088	12.838.894	29.724.665
2933720000	Clobazam (inn) and methypyrion (inn)	0	10	0	109.892
2933790000	Other lactams	32.011	76.088	192.556	429.764
2933910000	Alprazolam(inn), camazepam(inn),chlordiazepoxide(inn), clonazepam	1.655	3.558	52.404	308.527
2933991000	Mebendazole and parbendazole	5.886	5.936	80.047	126.290
2933999000	Other heterocyclic compounds with nitrogen hetero-atom(s) only.	49.916	405.860	3.759.091	5.677.938
2934100000	Compounds containing an unfusedthiazole ring in the	38.676	62.494	191.354	537.715
2934200000	Comp containing in the structure a benzothiazole rind-system, not futher fused	180.670	632.230	499.044	1.820.450
2934300000	Comp containing in the structure a phenothiazine ring-system,not further fused	36.000	48.420	163.800	362.761
2934910000	Aminorex(inn), brotizolam(inn), clotiazepam(inn),cloxazolam(inn),oxazolam	52	5.033	32.409	74.109
2934991000	Nucleic acid and its salts	4.521	24.649	56.775	353.026
2934992000	Sultones, sultams, diltiazem	1.667	2.684	383.998	703.900
2934993000	6-amino penicillanic acid	30.136	94.821	136.370	699.717
2934999000	Other nucleic acids and their salts,whether or not chemically defined	87.920	258.950	5.375.657	9.828.863
2935000000	Sulphonamides.	86.375	270.494	2.267.281	5.286.032
2936210000	Vitamins a & their derivatives	19.537	46.113	436.694	1.147.508
2936220000	Vitamins b1 & its derivatives	48.627	95.839	802.289	1.850.477
2936230000	Vitamin b2 & its derivatives	12.538	29.392	401.534	852.353
2936240000	D-or dl-pantothenic acid (vit b3or vit b5 & its derivatives	35.981	127.632	148.293	1.442.873
2936250000	Vitamin b6 & its derivatives	52.374	120.655	653.020	1.740.626
2936260000	Vitamin b12 & its derivatives	4.172	7.528	288.432	716.517
2936270000	Vitamin c & its derivatives	268.811	734.491	3.393.501	9.334.210
2936280000	Vitamin e & its derivatives	85.471	160.846	1.945.832	3.922.582
2936290000	Oth vitamins & their derivatives	99.289	244.783	1.636.398	3.736.096
2936900000	Oth vitamin, incl natural concentrates	263.234	615.977	1.761.060	4.500.582
2937120000	Insulin & its salts	173	253	71.451	81.198
2937190000	Oth polypeptide hormones, proteinhormones	198	269	124.541	131.091
2937210000	Cortisone,hydrocortisone, prednisone &prednisolone (dehydrohydro cortison)	726	4.630	150.092	1.281.383
2937220000	Halogenated derivatives ofcorticosteroidal hormones	572	1.298	851.689	1.802.911

I.3. IMPOR MENURUT KOMODITI / IMPORT BY HS COMMODITY
***** MARET / MARCH 2010 *****

HS	Uraian Komoditi Commodity Description	Berat Bersih / Net Weight (Kg)		Nilai / Value C.I.F (US\$)	
		Bulan ini Current Month	Kumulatif Cum.Jan. to date	Bulan ini Current Month	Kumulatif Cum.Jan. to date
2937230000	Oestrogens & progestogens	1.074	3.045	1.412.262	4.066.962
2937290000	Oth steroidal hormones	3.266	3.763	416.019	987.892
2937310000	Epinephrine	0	1	0	23.686
2937390000	Oth catecholamine hormones	6	6	400	400
2937400000	Amino-acid derivatives	2.107	3.618	100.111	344.395
2937500000	Prostaglandins,thromboxanes &leukotrienes & their derivatives	1	4	236	9.686
2937900000	Oth hormones	0	5	0	4.000
2938100000	Rutoside (rutin) & its derivatives	0	1.354	0	27.671
2938900000	Oth glycoside, natural or reproduc andtheir salts, ethers, esters & oth drv	2.581	5.174	64.699	143.108
2939110000	Concent of poppy straw, buprenorphinecodein,ethylmorphin,etorphine,heroin	1	576	140	283.362
2939190000	Oth alkaloids of opium	474	2.074	85.200	331.377
2939200000	Alkaloids of chinchona andtheir derivatives, salts thereof	1.003	2.029	93.044	192.265
2939300000	Caffeine & its salts	169.802	245.325	1.345.375	2.028.422
2939410000	Ephedrine & its salts	0	875	0	45.988
2939420000	Pseudoephedrine (inn) & its salts	7.026	12.401	350.256	621.869
2939490010	Phenylpropanolamine hcl (ppa)	8.650	9.275	337.873	364.336
2939510000	Fenetyline(inn) & its salts	131	247	4.550	13.650
2939590000	Oth theophylline & aminoophylline	10.098	22.928	136.802	303.880
2939610000	Ergometrine (inn) & its salts	4	6	31.287	31.933
2939620000	Ergotamine (inn) & its salts	0	1	0	17.939
2939690000	Oth alkaloids of rye ergot	1	26	115	61.085
2939919000	Oth cocaine, levometamfetamine	285	285	93.000	93.000
2939991000	Nicotine sulphate	1	2	68	126
2939999000	Oth vegetable alkaloids, natural orreproduc by synthesis & their salts	535	9.808	381.161	960.173
2940000000	Sugars, chemically pure, oth thansucrose, lactose, maltose	112.967	258.098	553.505	1.332.905
2941101100	Amoxicillins & its salts non-sterile	54.500	85.896	1.474.000	2.559.363
2941101900	Oth amoxicillins	22.605	43.982	719.245	1.464.671
2941102000	Ampicillin & its salts	4.424	23.246	441.087	1.385.018
2941109000	Other penicillins, their derivatvs withpenicillanic acid structure; salts thrf	6.658	33.500	270.091	2.041.246
2941200000	Streptomycins & their derivated, saltthereof	16	861	3.733	30.508
2941300000	Tetracyclines & their derivated, saltthereof	38.944	84.348	601.061	1.215.912
2941400000	Chloramphenicol & its derivated, saltthereof	17.528	30.512	360.271	803.064
2941500000	Erythromycin & its derivated, saltthereof	4.697	11.828	439.840	1.011.056
2941900000	Oth antibiotics(rifampicin, cephalosporin, their deriv,salts thrf, quinolon)	163.457	371.173	4.985.728	12.717.857
2942000000	Oth organic compounds.	182.484	475.451	861.988	2.651.925
3001200000	Extracts of glands or oth organsor of their secretions	450	42.212	43.284	181.123
3001900000	Oth human or animal substanc. prepar.for therapeutic/prophylactic uses, nes	0	10	0	70.560
3002101000	Plasma protein solution	281	281	75.616	75.616
3002102000	Antisera & modified immunologicalprods with or not obtain	632	1.791	65.501	585.501
3002109000	Oth antisera & blood fractions & modifimmunological prods	8.635	28.692	3.287.723	6.589.349
3002209010	Hepatitis vaccine	220	3.877	178.603	797.570
3002209090	Oth vaccine for human medicine	10.001	19.141	2.203.999	5.765.752
3002300000	Vaccines for veterinary medicine	83.164	180.414	2.533.786	6.344.262
3002900000	Oth human blood; animal blood prepfor therapeutic	15.322	43.769	1.043.608	2.715.638
3003101000	Medicaments cont amoxicillin (inn) notput up in measur doses-for retail sale	40	2.838	10.868	27.868
3003102000	Medicaments cont ampicillin (inn) notput up in measur doses-for retail sale	100	200	8.800	17.600
3003200000	Medicaments cont oth antibiotics	848	5.888	320.058	1.212.735
3003310000	Medicaments cont insulin not put up inmeasur. doses - for ret sale	3.000	3.658	79.470	338.178
3003390000	Oth medicaments cont hormones oroth prod. - for retail sale	5.039	18.369	50.285	290.211
3003400090	Oth medicaments cont alkaloids orderivated thrf but not cont hormones	885	1.856	236.590	672.375
3003900000	Oth medicaments cont >=2 constituent	62.204	147.168	335.978	2.039.130
3004101600	Containing ampicillin,amoxycillin orsalts thereof, of a kind taken orally	500	501	23.000	23.158
3004101900	Oth medicam cont penicillins or drv putup in measured doses-for retail sale	22.438	49.261	113.769	261.695
3004102100	Medicam cont streptomycs-ointmentput up in measur doses-for retail sale	0	490	0	49.609
3004102900	Medicam cont oth streptomycins ortherderivat other than ointment	470	1.799	79.863	317.790
3004203100	Medicam cont erythromycin or drvthereof for taking orally	595	595	193.284	193.284
3004203900	Medicaments cont erythromycin or drvother for taking oralling or ointment	0	505	0	225.650
3004207900	Medicam cont chloramphenicols or drvother for taking oralling or ointment	22.020	35.905	221.929	613.339
3004209100	Medicam cont linc, sulf,iso,pyr or drvthereof for taking orally	3.009	5.665	241.736	422.108
3004209900	Medicam cont gentamycins or drvthereof for injection	36.614	87.856	407.520	1.574.672
3004310000	Medicam cont insulin-but not contantibiotics	4.046	8.750	1.201.452	3.244.167
3004329000	Medic cont oth corticosteroid hormone	1.834	2.174	256.498	322.343
3004390000	Oth medicam cont hormon, adrenalin, othprod of hd 29.37, not cont insuline	23.343	237.300	2.007.500	3.112.199
3004401000	Medicam cont morphine/its derivativesfor injection	334	778	47.978	83.703
3004404000	Medicamt cont quinine or its salts &antimalaria substances	570	570	33.200	33.200
3004409090	Medicaments cont morphine or its drv,not for taking orally	15.914	45.452	99.360	290.081
3004501000	Oth medicam cont syrups & drops ofvitamins of a kind suitable for children	13.826	35.680	61.945	308.040
3004508900	Medicam cont oth b complex vitamin	1.764	9.942	75.103	214.631
3004509000	Oth medicaments cont vitamins oroth prods of heading 29.36	15.193	114.999	392.403	2.034.425
3004901000	Specialised medicines for cancer,aids or oth intractable diseases	4.523	10.695	1.633.682	5.232.764
3004902000	Oth medicamt put up in measuredosesclosed sterile water for	0	793	0	161.899
3004903000	Antiseptics	3.831	7.192	15.266	38.524
3004904900	Oth anaesthetics cont ketaminlidocain	5.119	7.692	230.433	467.851
3004905900	Oth analgesics, antipyretics & medcont chlorp maleat,diclof, tramadol	1.907	16.238	156.720	463.817
3004906000	Antimalarials cont artemisinin,primaqartesunate or chloroquine (inn)	0	103	0	6.024
3004908000	Transdermal therapeutic systems (tts)patches for cancer or heart diseases	460	460	33.188	33.188
3004909100	Oth medicam put up in measur doses-cont sulphiride(inn),cimetidine,rantidin	303.278	632.392	287.607	917.853
3004909200	Oth medicam put up in measur doses-cont piroxicam(inn) or ibuprofen(inn)	0	7.328	0	97.302

I.3. IMPOR MENURUT KOMODITI / IMPORT BY HS COMMODITY
***** MARET / MARCH 2010 *****

HS	Uraian Komoditi Commodity Description	Berat Bersih / Net Weight (Kg)		Nilai / Value C.I.F (US\$)	
		Bulan ini Current Month	Kumulatif Cum.Jan. to date	Bulan ini Current Month	Kumulatif Cum.Jan. to date
3004909910	Oth medicam put up in measur doses-doses cont phenobarbital,	1.750	1.754	56.263	62.269
3004909990	Oth infusion fluids; nutritional orelectrolytic solutions	686.892	1.774.796	18.412.030	45.370.385
3005101000	Adhesive dressing & oth articles coverimpregnant w/ pharmaceutical substc	8.089	12.623	147.605	226.171
3005109000	Oth adhesive dressings & otharticles having an adhesive layer	6.366	47.537	135.228	634.957
3005901000	Bandages	27.694	58.634	258.694	541.397
3005902000	Gauze	0	2.231	0	30.043
3005909000	Oth wadding, impregnat/coated withpharmaceutic subst or put up in forms	22.702	39.347	144.093	715.590
3006101000	Sterile absorbable surgical or dental yarn; sterile surgical or dental	5.150	9.135	184.872	452.317
3006109000	Sterile surgical catgut,similar sterilesuture matt & sterile tissue	17.908	25.127	659.009	1.525.718
3006200000	Blood-grouping reagents	302	3.108	39.349	233.364
3006302000	Reagents of microbial origin for veterinary	0	2	0	743
3006303000	Oth microbial diagnostic reagents	1	195	621	15.718
3006309000	Oth opacifying prep for x-ray exam,diagnostic reagents design to be	360.220	807.343	744.131	1.562.387
3006401000	Dental cements & oth dental fillings	678	21.580	69.184	166.558
3006402000	Bone reconstruc cements	54	89	2.370	6.221
3006500000	First-aid boxes & kits	40	761	1.423	12.852
3006600000	Chemical contraceptive prepbased on hormones	10.022	38.705	148.464	1.182.369
3006700000	Gel prep designed to be used in human vet medic for parts of the body	145	12.417	4.544	112.850
3006910000	Appliances identifiable for ostomy use	0	5.089	0	18.973
3101001100	Supplement fertilizers in liquid form,not chemical treat-of solely vegetable	23.001	87.246	2.392	103.918
3101001900	Oth thn supplemnt fertilizr in liquidform,not chemicl treat solely vegetable	402.262	968.775	410.563	633.754
3101009100	Oth animal or vegetable fertilisers,supplement fertilizers in liquid form	9.144	9.144	32.400	32.400
3102100000	Urea, with or not in aqueous solution	6.427.705	6.428.218	2.212.014	2.221.801
3102210000	Ammonium sulphate	28.002.000	50.981.907	5.117.276	8.582.232
3102290000	Oth double salts & mix of ammoniumsulphate & ammonium nitrate	100.500	301.000	22.207	61.804
3102300000	Ammonium nitrate, with or not inaqueous solutions	22.728.800	78.005.370	11.683.256	39.956.051
3102400000	Mixt of ammonium nitrate with calciumcarbonate or oth inorganic non-fertilis	5.300	40.945	26.450	44.219
3102500000	Sodium nitrate	477.104	1.238.277	222.972	672.419
3102600000	Double salts & mixtures of calciumnitrate & ammonium nitrate	1.489.960	2.889.320	481.616	835.888
3102900000	Oth mineral or chem fertilisers,nitrogenous inc mixt	2.517	16.017	68.412	89.722
3103101000	Superphosphates, feed grade	0	2.000.000	0	400.000
3103109000	Other suerphosphates	20.719.500	80.318.550	6.512.978	18.025.512
3103909000	Oth mineral or chemical fertilisers,phospatic	53.922.520	168.258.520	5.614.907	16.937.943
3104200000	Potassium chloride	84.973.882	337.794.369	33.805.520	148.274.825
3104300000	Potassium sulphate	299.247	712.434	173.203	469.178
3104900000	Oth potassium salts	5.926.365	11.287.655	2.412.267	4.676.018
3105100000	Mineral or chemic fertilisers,tablet orsimilar forms-pack of a weight < 10kg	2	1.007.316	27	520.099
3105200000	Mineral or chemical fertiliser cont theelements nitro,phosphor & potassium	13.398.940	49.750.731	7.860.051	26.565.851
3105300000	Diammonium hydrogenorthophosphate(diammonium phosphate)	3.566.624	42.140.478	1.425.816	16.018.878
3105400000	Ammonium dihydrogenorthophosphate(monoammonium phosphate)	3.001.800	3.027.645	1.511.623	1.535.701
3105510000	Oth mineral or chemical fertiliserscont nitrates & phosphates	8.110	10.958.646	18.144	3.094.960
3105590000	Oth mineral or chemical fertiliserscont nitrogen & phosphorus	69.051	15.952.314	148.378	5.868.062
3105600000	Mineral or chemical fertilisers contelements phosphorus & potassium	116.000	151.943	131.980	190.515
3105900000	Oth mineral or chemical fertilisers, intablets or in pack < 10kg	52.000	1.098.777	28.080	534.172
3201100000	Quebracho extract	45.389	64.996	97.521	131.452
3201200000	Wattle extract	57.309	157.305	56.725	180.304
3201901000	Gambier	0	1.780	0	2.602
3201909000	Oth tanning extract of vegetable origintannis & their salts, esters & oth drv	59.137	283.150	55.802	161.685
3202100000	Synthetic organic tanning substances	531.329	1.490.454	486.074	1.259.199
3202900000	Oth inorgan tanning subst;tanning prepwith or not cont natural tanning subs	384.873	791.126	424.001	934.762
3203001000	Coloring matter of vegetable or animalsuitable for use in food or drink	12.972	46.804	170.098	535.168
3203009000	Oth coloring matter of vegetable oranimal not suitable for use in food	79.871	134.410	410.942	718.669
3204111000	Disperse dyes crude & prep based& preparat based thereon, crude	225.184	1.004.845	1.306.775	4.355.267
3204119000	Other disperse dyes and preparationbased thereon	708.159	2.345.603	2.764.361	8.542.708
3204121000	Acid dyes whether or not premetallised	78.057	106.122	428.178	580.053
3204129000	Oth acid dyes whether or not premetallised & preparation based thereon	40.648	94.150	198.867	557.336
3204130000	Basic dyes & preparat based thereon	94.956	219.416	379.584	922.739
3204140000	Direct dyes & preparat based thereon	535.144	1.426.314	1.749.365	4.228.257
3204150000	Vat dyes (incl those usable in thatstate pigments) & prep based thereon	179.133	601.554	1.115.052	2.935.005
3204160000	Reactive dyes & preparations basedthereof	817.351	2.154.494	3.672.331	9.692.725
3204170010	Synthet organ pigment in powder form	814.526	2.283.074	6.411.771	17.089.283
3204170090	Other pigments & preparat basedthereon	610.539	1.509.815	2.702.748	7.757.229
3204190000	Oth synthetic organic coloring matter,incl mix of coloring	450.027	1.380.468	1.300.138	3.852.170
3204200000	Synthetic organic prods of a kindused as fluorescent brightening agent	287.617	908.337	1.445.641	4.620.829
3204900000	Oth synthetic organic coloring,matter, w/ or not chemically defined	192.134	509.885	430.280	1.410.979
3205000000	Color lakes; preparat as specified inbased on color lakes	173.638	402.698	431.893	910.390
3206111000	Pigment base on titanium dioxidecont weight >= 80 %, on dry matter	4.777.697	11.957.267	11.024.829	27.273.383
3206119000	Prepare base on titanium dioxide,cont weight >= 80 %, on dry matter	270.010	1.058.861	761.925	2.942.174
3206191000	Pigment base on titanium dioxidecont weight < 80 %, on dry matter	81.349	303.264	429.759	970.572
3206199000	Prepare base on titanium dioxide,cont weight < 80 %, on dry matter	79.013	232.746	644.661	1.777.748
3206201000	Chrome yellow,chrome green,molybdatorange/red base on chromium comp	60.449	170.044	231.659	691.559
3206209000	Oth pigments & prep based onchromium compounds	29.713	173.134	48.341	602.253
3206411000	Preparations of inorganic pigmentsultramrine pre based thereon	26.336	31.731	98.724	144.509
3206419000	Oth ultramarine & preparationsbased thereon	85.274	394.149	56.740	497.095
3206421000	Prep of inorganic pigments- litophonebased on sulphide	23.540	48.530	20.480	37.680
3206429000	Oth litophone & oth pigments & prepbased on sulphide	41.352	248.671	44.133	184.414
3206491000	Prep of inorganic pigment based on othhexacyanoferrat (ferro&ferricyanides)	131.143	377.384	519.044	1.363.185
3206499000	Oth pigment & prep based on hexacyanoferrates(ferrocyanides & ferricyanides)	252.822	609.876	1.442.480	3.579.999

I.3. IMPOR MENURUT KOMODITI / IMPORT BY HS COMMODITY
***** MARET / MARCH 2010 *****

HS	Uraian Komoditi Commodity Description	Berat Bersih / Net Weight (Kg)		Nilai / Value C.I.F (US\$)	
		Bulan ini Current Month	Kumulatif Cum.Jan. to date	Bulan ini Current Month	Kumulatif Cum.Jan. to date
3206501000	Prep of inorganic pigment of a kind used as luminophores	41.923	125.922	223.002	576.438
3206509000	Oth inorganic prods of a kind used as luminophores	184.377	563.468	521.544	1.387.075
3207100000	Prepared pigments, prep opacifiers prep colors & similar prep	720.080	2.080.941	2.503.823	7.180.260
3207201000	Enamel frits	543.706	1.587.243	617.185	1.587.629
3207209000	Oth vitrifiable enamels & glazes, engobe (slips) similar prep	969.382	2.284.616	1.031.564	2.134.842
3207300000	Liquid lustres & similar preparations	33.366	92.085	299.076	653.412
3207400000	Glass frit & oth glass, in the form of powder granules or flakes	6.101.726	18.043.316	3.524.217	9.878.764
3208101100	Varnishes >100-c hr, based on polyester for dental use, dispersed in a non aqueous	104	2.009	2.166	14.712
3208101900	Oth varnishes based on polyesters <100-c hr, disper in a nonaqueous	66.175	210.980	343.030	962.269
3208109000	Other paints & varnishes (incl enamels & lacquers) polyester dispers, non aqueous	350.473	880.788	1.351.754	3.509.601
3208204000	Anti-fouling/anti-corrosive paints for ships hull base on acrylic/vinyl polymer	304.394	859.767	999.314	2.890.357
3208207000	Varnishes (including lacquers), of a kind used in dentistry	11.607	48.425	38.766	138.138
3208209000	Other paints & varnishes (incl enamels & lacquers) based on acrylic/vinyl polymer	451.000	994.332	2.091.929	4.526.668
3208901100	Varnishes (incl lacquers), exceed >=100Cheat-resistant used in dentistry	33.022	109.851	123.864	522.025
3208901900	Varnishes (incl lacquers), exceed >=100Cheat-resistant used in oth than dentist	262.163	706.701	1.330.564	4.011.648
3208902900	Varnishes (incl lacquers), exceed <100Cheat-resistant used in oth than dentist	252.814	697.140	1.190.943	3.263.251
3208909000	Oth paints & varnishes dispers in a nonaqueous	487.184	1.231.383	2.508.553	6.883.713
3209101000	Varnishes (incl lacquer) >100C hr-acrylic vinyl polymer, dispers in a aqueous	144.335	475.898	357.774	1.098.563
3209104000	Leather paints-based on acrylic or vinyl polymers dispers in a aqueous	5.602	28.020	14.096	53.449
3209105000	Anti-fouling/corrosive paints for shipshulls-acrylic/vinyl polymers	9.079	73.882	21.313	72.781
3209109000	Oth paints & varnishes dispersa aqueous medium	342.870	897.581	654.154	1.758.339
3209900000	Other paints based on others varnishes dispers in a aqueous medium	562.601	1.617.836	1.549.107	4.257.810
3210001100	Varnishes (incl lacquers) >=100C hrof a kind used for finishing leather	980	9.838	14.053	34.566
3210001900	Varnishes (incl lacquers) < 100C hrof a kind used for finishing leather	14.456	30.695	35.981	195.806
3210003000	Prepared water pigments of a kind used for finishing leather	35.883	155.399	109.703	335.435
3210005000	Polyurethane tar coating of a kind used for finishing leather	17.726	34.070	101.519	172.862
3210009000	Other paints & varnishes of a kind used for finishing leather	166.500	484.585	541.477	1.927.667
3211000000	Prepared driers	49.757	116.270	157.919	433.675
3212100000	Stamping foils	68.494	125.584	289.140	836.072
3212901100	Aluminium paste	166.609	431.550	1.148.440	2.902.185
3212901200	Oth pigments (incl metallic powder & flakes), for leather-dispers, non aqueous	21.056	68.528	43.540	155.330
3212901900	Oth pigments (incl metallic powder & flakes), dispers in non-aqueous media	25.054	55.494	178.459	406.172
3212902100	Dyes or oth coloring matter in forms for retail sale-suitable for food or drink	0	47	0	954
3212902900	Oth dyes or oth coloring matter informs or pack for retail sale	30.468	133.768	257.891	868.408
3213100000	Colors in set, in tablet, tubes, jars, bottles, pans or in similar forms/pack	40.073	145.292	174.255	605.662
3213900000	Oth artist, students or signboard, intablet, tubes, jars, bottles, pans or other	44.487	81.406	291.743	591.342
3214100000	Glaziers putty, grafting putty, cementscaulking compound	488.697	1.169.239	1.823.047	4.250.531
3214900000	Oth painters fillings; non-refractory surfacing preparat for facades	1.009.987	2.238.023	1.218.967	2.869.698
3215111000	Printing uv curable inks-black	20.593	35.939	270.756	516.977
3215119000	Printing other than uv curable inks-black	172.202	409.070	928.540	2.457.944
3215190000	Printing inks, other than black	663.566	1.432.466	4.723.004	13.281.848
3215901000	Carbon mass for one time carbon paper	27.367	94.274	46.434	171.278
3215906000	Drawing ink and writing ink	39.579	83.546	287.798	674.271
3215909000	Oth printing ink, writing/drawing ink with or not concentrated or solid	62.061	271.391	388.989	1.309.874
3301120000	Pharmaceutical grade - of orange and oth essential oils of orange	74.481	161.742	232.402	831.559
3301130000	Pharmaceutical grade - of lemon and oth essential oils of lemon	2.327	21.756	49.180	779.162
3301190000	Other essential oils of citrus fruit	265.311	439.163	418.247	828.083
3301240000	Essential oils - of peppermint (mentha piperita)	7.432	55.846	121.795	291.115
3301250000	Pharmaceutical grade - of oth mintsoth essential oils of oth mints	22.362	52.259	142.166	272.562
3301291100	Pharmaceutical grade of lemon grass of citronella, cinnamon, ginger, cardamon	2.985	22.985	41.681	186.711
3301291900	Oth pharmaceutical grade-essential oilsoth than those of citronella	118.543	500.951	761.190	3.355.887
3301299100	Oth pharmaceutical grade of lemon grass of citronella, cinnamon, ginger	651	1.390	51.261	60.903
3301299900	Oth essential oils-oth than pharmaceutical grade	103.214	192.540	1.031.449	2.181.402
3301300000	Resinoids	3.227	22.942	94.436	242.916
3301901000	Aqueous distillates & solutions of essential oils suitable for medic use	3	13.463	15	24.631
3301909000	Oth essential oils (terpeneless or not), incl concretes & absolutes; resinoids	30.000	144.888	230.183	1.073.023
3302109000	Oth mixed of odoriferous of a kind used in the food or drink industries	106.698	377.489	1.523.486	4.375.384
3302900000	Oth prep based on odoriferous substances for the manufacture of beverages	1.827.794	4.889.750	25.043.499	68.796.033
3303000000	Perfumes & toilet waters	46.920	114.396	1.194.580	2.991.318
3304100000	Lip make-up preparations	15.975	38.023	535.835	966.201
3304200000	Eye make-up preparations	31.981	60.049	899.603	1.770.866
3304300000	Manicure or pedicure preparation	1.948	16.362	30.873	146.155
3304910000	Powders, whether or not compressed	37.310	89.305	655.099	1.487.344
3304991000	Face & skin creams & lotions	459.659	1.251.250	2.669.786	9.794.604
3304992000	Anti-acne creams	70	210	477	13.053
3304999000	Oth beauty/make-up prep & prep for the care of the skin (oth than medicaments)	110.516	302.098	1.322.741	3.682.001
3305100000	Anti-mycosis shampoos & others shampoos	2.389.847	6.193.219	9.485.215	25.852.991
3305200000	Preparat for permanent waving or straightening	15.473	26.547	114.146	201.617
3305300000	Hair lacquers	14.997	40.511	173.059	393.002
3305900000	Others preparations for use on the hair	331.077	1.006.800	1.539.095	4.675.216
3306101000	Prophylactic pastes & powders	80.170	278.215	397.601	1.419.914
3306109000	Others dentifrices	0	12.602	0	35.745
3306200000	Yarn used to clean between the teeth (dental-floss)	0	441	0	8.408
3306900000	Oth prep for oral/dental hygiene, incl denture fix-ative pastes & powder, retail	7.661	58.893	80.068	206.180
3307100000	Pre-shave, shaving or after-shave preparations	4.839	15.188	31.324	149.552
3307200000	Personal deodorants & antiperspirants	85.541	260.611	637.387	2.091.992
3307300000	Perfumed bath salts & oth bath preparations	75.372	181.335	129.093	364.395
3307410000	Oth agarbatti & oth odoriferous prep. which operate by burning	170.261	866.271	159.359	709.334

I.3. IMPOR MENURUT KOMODITI / IMPORT BY HS COMMODITY
***** MARET / MARCH 2010 *****

HS	Uraian Komoditi Commodity Description	Berat Bersih / Net Weight (Kg)		Nilai / Value C.I.F (US\$)	
		Bulan ini Current Month	Kumulatif Cum.Jan. to date	Bulan ini Current Month	Kumulatif Cum.Jan. to date
3307491000	Room perfuming preparations	22.501	83.118	269.341	590.631
3307499000	Oth prep for perfuming or deodor rooms,incl odoriferous preparat use religious	58.962	116.715	286.923	614.465
3307901000	Animal toilet preparations	4.025	23.806	4.869	47.457
3307902000	Contact lens solution	16.433	113.754	57.154	490.859
3307903000	Papers & tissues, impregnated or coatedwith perfume or cosmetics	176	309	5.461	6.915
3307909000	Oth pre-shave, cosmetic or toilet prep,prep rooms deodorisers, w/ or perfuming	9.880	11.504	184.616	207.707
3401111000	Soap, organic surface-active-for toiletuse-medicated prods	63.889	162.773	230.475	469.113
3401112000	Bath soap	26.791	550.214	110.210	1.111.839
3401119000	Oth soap & organic surface fortoilet use	5.994	22.363	84.885	179.975
3401199000	Oth soap & organic surface other thanfor toilet use	175	16.386	3.460	41.940
3401209000	Soap in oth forms, other than chips	222.391	712.033	407.422	1.461.442
3401300000	Organic surface-active prods & prep forwashing in the liquid, put for ret sale	12.160	34.859	158.192	483.651
3402111000	Organic surface-active agents, with/notfor retail sale; sulphated fatty alcohol	68.674	175.345	132.696	451.800
3402112000	Wetting agents used in the manufactureof herbicide	7.621	8.602	20.204	22.245
3402119000	Oth anionic-organic surface-active agentwith or not put up for retail sale	575.091	1.277.636	1.103.386	2.617.337
3402121000	Wetting agents used in the manuf ofherbiced-cationic	2.171	70.756	5.568	120.119
3402129000	Oth cationic-organic surface-activeagent with/not put up for retail sale	1.219.421	2.109.995	2.887.042	5.101.066
3402130000	Organic surface-active agents,with ornot for retail sale; non-ionic	1.938.111	6.749.212	4.292.347	13.870.970
3402190000	Oth organic surface-active agents,withor not up for retail sale	1.007.407	2.690.025	2.124.206	5.861.225
3402201100	Anionic surface active prep. in liquidform-put up for retail sale	33.231	79.060	136.487	273.954
3402201200	Anionic washing prep & cleaning prep,incl bleach cleans,liquid form, retail	28.927	54.998	272.654	516.156
3402201300	Oth surface active preparations- inliquid form, for retail sale	26.340	76.148	60.161	120.626
3402201900	Oth wash prep & clean prep,incl bleachcleans & degreas prep,liquid, retail	118.444	344.024	488.108	1.205.275
3402209100	Anionic surface active prep. oth thanin liquid form-for retail sale	0	57.938	0	71.701
3402209200	Anionic washing prep & clean prep, inclbleach,cleans-oth than liquid,retail	1.757	6.823	8.295	41.789
3402209300	Oth surface active preparation-oth thanin liquid-for retail sale	1.331	2.591	7.750	13.113
3402209900	Oth wash prep & clean prep,incl bleachcleans, oth than liquid, retail sale	166.588	283.517	383.107	696.225
3402901100	Anionic surface active preparat-liquidnot put up for retail sale	315.012	558.518	699.942	1.337.595
3402901200	Oth anionic wash prep & clean prep,incl bleach,liquid,not for retail sale	118.953	354.667	399.450	1.201.755
3402901300	Anionic washing prep.or cleaningincl.bleaching, cleansing or degreasing	615.286	1.247.196	717.696	1.528.214
3402901400	Oth organic surface active in liquidform, wetting agents	3.235	24.019	7.732	61.272
3402901500	Oth organic surface active in liquidform, not wetting agents	232.244	369.150	674.840	1.143.243
3402901900	Oth wash prep & clean prep,incl bleachcleans, in liquid-not for retail sale	311.079	783.745	679.053	1.794.181
3402909100	Anionic surface active preparations,oththan liquid- not for retail sale	11.024	69.818	63.410	217.869
3402909200	Anionic wash prep & clean prep,inclbleach,cleans-not liquid-not retail	383.270	934.854	166.748	675.793
3402909300	Anionic surface-active prep,not liquidform not for retail sale	246.576	677.129	229.670	608.209
3402909400	Anionic surface-active prep, not liquidform, wetting agents not for retail sale	2.940	8.812	11.719	42.751
3402909500	Anionic surface-active prep, not liquidform,not wett agents not for retail sale	503.497	3.235.482	677.140	4.059.853
3402909900	Oth wash/lean prep,incl bleach cleansoth than liquid-not for retail sale	381.847	969.365	1.638.259	3.138.923
3403111100	Liquid lubricating oil prep, for treatmof textile,or oth materials, cont petrol	31.164	227.738	167.765	535.552
3403111900	Oth liquid preprtion for the treatmenttextile or oth materials, cont petroleum	558	16.445	3.357	41.526
3403119000	Oth prepar for the treatment of textilematerials,oth than liquid,cont petroleum	37.402	141.019	140.538	622.044
3403191100	Liquid oil for aircraft engine cont.petroils/oils obtain. bituminous mineral	27.567	63.534	157.903	294.329
3403191200	Other liquid prep content silicone oil,cont petrole oils,or bituminous mineral	113	279	2.231	3.703
3403191900	Oth liquid for other purposes contpetrol oil or bituminous mineral oils	3.742.848	6.250.122	7.439.584	12.530.949
3403199000	Oth lubricating prep cont petroleum oil	1.127.035	3.144.365	3.043.881	8.118.125
3403911100	Liquid prep cont silicone oil-for treatof textile,or oth matt,not cont petrol	45.498	149.489	231.759	715.817
3403911900	Liquid prep for treatment of textilemater,not cont petroleum oil & silicone	360.856	689.126	945.451	1.813.304
3403919000	Liquid preparat for treatment of textilor the materials, not cont petroleum oil	664.546	1.907.497	1.639.423	4.807.507
3403991100	Liquid oil for aircraft engine not contpetroleum oils or oils obtain bitumin	989	1.482	3.145	7.310
3403991200	Other liquid prep content silicone oilcont petrol oil,or bituminous mineral	0	117	0	1.109
3403991900	Other liquid for other purpose not contpetroleum oil or bituminous mineral oils	33.128	141.815	152.770	497.331
3403999000	Preparat for treat of textile,leatheroth mater,not cont petrol oil,not liquid	379.190	927.757	1.524.873	3.857.235
3404200000	Artificial waxes & prepared waxes,ofpoly(oxyethylene) (polyethylene glycol)	395.089	854.845	747.520	1.771.325
3404900000	Oth artificial waxes & prepared waxes.	1.166.558	3.493.245	2.841.146	7.499.344
3405100000	Polishes, creams & similar preparat forwear or leather	20.680	45.290	191.169	402.255
3405200000	Polishes,creams & similar prep for themaintenance of wooden furniture	877	5.495	6.568	18.089
3405300000	Polishes & similar prep for coachwork,other than metal polishes	9.363	55.314	40.764	132.357
3405401000	Abrasive lapping & honing,in the formof flour,scouring pastes & powder	2.197	5.574	8.386	23.231
3405409000	Oth scouring pastes & powders & otherscouring preparations	37.025	105.292	257.265	705.299
3405901000	Metal polishers	7.198	132.983	56.865	289.614
3405909000	Oth polishes & cream, for footwear,furniture, floors	84.555	219.570	138.961	415.957
3406000000	Candles, tapers & the like.	35.726	209.171	60.460	337.651
3407001000	Modelling pastes, incl those put up forchildrens amusement	60.421	63.535	140.349	179.914
3407002000	Prep known as "dental wax", in sets, inpackings,retail sale or in plates	129	236	6.740	8.469
3407003000	Other preparations for use in dentistry,with a basis of plaster (of calcined	832	7.713	11.018	66.383
3501100000	Casein	354.327	882.914	2.503.340	6.176.891
3501901000	Caseinates & other casein derivatives	125.250	302.341	1.022.905	2.309.744
3501902000	Casein glues	231	1.568	826	5.367
3502110000	Egg albumin - dried	1.994	2.260	9.173	17.116
3502190000	Egg albumin - oth than dried	0	4.984	0	42.605
3502200000	Milk albumin,incl concentrates of >= 2whey proteins	72.614	207.554	471.965	1.445.217
3502900000	Oth egg albumin	2	119	183	1.360
3503001000	Glues of animal origin	21.201	123.382	71.141	452.582
3503002000	Gelatin in powder form with bloatinglevel a-250 or b-230 or more	22.779	224.832	30.467	509.042
3503009000	Oth gelatin derivatives,isinglass,otherglue of animal origin,excl casein glues	195.300	519.352	1.132.500	2.886.526
3504000000	Peptones and their derivatives, otherprotein substances and their	411.364	1.274.167	1.342.126	3.686.826
3505101000	Dextrins, soluble or roasted starches	12.826.420	23.691.184	6.786.080	13.114.693

I.3. IMPOR MENURUT KOMODITI / IMPORT BY HS COMMODITY
***** MARET / MARCH 2010 *****

HS	Uraian Komoditi Commodity Description	Berat Bersih / Net Weight (Kg)		Nilai / Value C.I.F (US\$)	
		Bulan ini Current Month	Kumulatif Cum.Jan. to date	Bulan ini Current Month	Kumulatif Cum.Jan. to date
3505109000	Oth dextrins & oth modified starches	6.454.771	25.753.635	4.487.252	15.689.196
3505200000	Glues based on starches/dextrins	338.823	981.260	762.712	2.044.558
3506100000	Prods suitable for use as glues/adhesivefor ret sale as glues/adhesives < 1 kg	227.529	805.340	1.021.502	3.147.878
3506910000	Adhesives based on polymers of heading39.01 to 39.13 or on rubber	2.030.825	4.537.603	4.561.933	11.158.673
3506990000	Oth prepared glues & oth preparedadhesives, nes	1.110.457	2.833.498	4.101.254	10.839.563
3507100000	Rennet & concentrates thereof	903	2.181	23.116	31.848
3507900000	Oth enzymes; prepared enzymes nes orinclud	348.221	934.848	1.916.232	4.860.097
3601000000	Propellent powders	0	40.000	0	794.151
3602000000	Prepared explosive, oth than propellentpowders	284.154	525.447	2.121.362	3.794.241
3603001000	Semi-fuses, elemented caps, signal tubes	52.156	146.830	535.895	2.880.405
3603002000	Safety fuses or detonating fuses	18.964	46.192	637.678	1.636.670
3603009000	Oth safety fuses, detonat fuses, percussion detonat caps,igniters,electric dtnt	107.545	292.632	2.312.055	5.565.814
3604100000	Firecrackers and other fireworks	129.187	178.748	151.929	192.751
3604902000	Miniature pyrotechnic munitions &percussions caps for toys	0	5	0	222
3604909000	Oth signalling flares, rain rocket, forsignal & oth pyrotechnic articles	54.929	84.766	143.345	238.185
3605000000	Matches,oth than pyrotechnic article of36.04, in pack of >= 100 matches	0	1	0	477
3606100000	Liquid/liquified-gas fuel in containersused for filling or refilling <= 300 cm	2	13.507	36	16.087
3606901000	Solid or semi-solid fuels, solidifiedalcohol & oth similar prepared fuels	2.415	5.272	38.023	248.055
3606902000	Lighter flints	9.640	9.646	86.356	86.423
3606903000	Oth ferro-cerium & oth pyrophoric alloyin all forms	0	316	0	2.501
3606904000	Resin torches, firelighters & the like	475	475	264	264
3606909000	Oth articles of combustible material asspecified note 2 to this chapter.	30	744	2.417	7.078
3701100000	Photographic plates & film in the flatfor x-ray	36.580	116.380	782.414	2.373.391
3701200000	Instant print film	411	1.900	11.075	29.293
3701300000	Oth plates & film, with any side>255 mmspecially for printing industri	216.927	576.872	1.511.990	4.193.971
3701990000	Oth plats &film photogrhap(polychrome)specially manuf for printing indust	75.118	253.564	108.043	357.269
3702100000	Film for x-ray	1.597	3.153	69.393	157.453
3702310000	Oth film,without perforat,of width notexceed 105 mm for photograp(polychrome)	26	39	798	1.335
3702329000	Oth film with silver halide emulsi,of a width < 105 mm	1.330	3.208	7.018	15.225
3702393000	Oth infra red transparent film,of a width < 105 mm	157	157	858	858
3702395000	Oth film, without perforat, of a width <105 mm special prep for medical serv	0	185	0	7.196
3702419000	Film for use oth than in medical,surgical,dental or veterinary sciences	0	1.064	0	7.089
3702433000	Infra red transparent film, width >610 mm, length < 200 m	8.835	19.077	58.972	240.723
3702435000	Film, width > 610mm, length < 200mspecially prepared for medical service	1.945	14.802	18.653	153.564
3702439000	Oth film of width > 610 mm & length <120 m	8.505	20.133	73.157	145.527
3702443000	Infra red transparent film, 105mm< width < 610mm	0	3.368	0	58.511
3702445000	Film, 105mm< width<610mm,specially prepared for medical service	1.233	21.704	10.866	249.864
3702449000	Oth film, 105mm < width < 610 mm &length < 120m	22.084	31.199	144.932	211.230
3702522000	Film for color photo width<6mm, length>14 m, for cinematography	196	196	16.652	16.652
3702529000	Film for color photo width<16mm,length > 14 m	5	1.830	472	45.839
3702549000	Oth film for color photo16mm<width<35mm,length<30m, oth than for slides	1.055	13.874	18.543	60.367
3702552000	Film for color photo 16mm< width<35mm,length<30m, for cinematography	562	841	46.694	70.539
3702559000	Oth film 16mm< width<35mm, length> 30mfor color photography	15.008	15.782	541.523	648.971
3702939000	Oth film oth than for color photo 16mm<width<35mm, length<30m	0	4.169	0	6.336
3702956000	Film oth than for color photo width >35 mm prepared for medical service	0	7.657	0	104.927
3702959000	Oth film oth than for color photography	0	399	0	10.709
3703100000	Photographic paper, paperboard&textil,unexposed, rolls,width of 610-1000mm	73.406	126.755	430.457	698.640
3703200000	Oth photograph paper, sensitis, unex-posed for color photography	69.366	197.762	189.405	501.953
3703900000	Oth photograph paper, paperboard & textsensitised, unexposed.	83.444	340.765	122.056	470.052
3704001000	Plate & film for x-ray,unexposed but notdeveloped	18	169	631	66.472
3704009000	Oth photograph plates,film,paper,paper-board & textiles,expos but not developed	942	11.513	2.052	32.173
3705100000	Photograph plates & film, exposed &developed,for offset reproduc	24.410	142.362	16.010	98.709
3705901000	Photograph plates & film, exposed &developed,for x-ray	1.362	2.619	22.883	49.428
3705909000	Oth photograph plates & film,expos &developed,oth than cinematographic film	4.549	67.458	51.455	182.459
3706101000	Newsreels,travelogues,technical & scien-tic film exposed&developed,width>=35mm	6.401	15.680	468.895	1.125.218
3706109000	Oth cinematograph film, expos & deve-losed of a width >= 35 mm	261	461	9.460	18.589
3706909000	Oth cinematgrphic film,expos & developwith or not incorporating soundtrack	25	142	961	14.136
3707100000	Sensitising emulsion,for photo use (oththan varnishes, glues, adhesives),retail	3.730	18.458	17.710	59.498
3707901000	Flashlight materials, unmixed prods forphotog uses,put up in measur portions	46	65	357	7.673
3707909000	Oth chemical prep for photographic uses,put in measur portions, ready for use	522.822	973.808	2.026.901	4.267.298
3801100000	Artificial graphit,in the form of pasteblocks,plates or oth semimanufacts	251.419	366.103	383.226	917.369
3801200000	Colloidal/semi-colloidal graphite, inpastes,blocks,plates or oth semimanufac	20.534	22.017	35.296	43.963
3801300000	Carbonaceous pastes for electrodes &similar paste & for furnace linings	879.018	1.791.152	805.496	1.895.475
3801900000	Oth artificial graphit;colloidal or semigraphite,pastes, blocks or plates	38.868	339.087	184.487	844.965
3802100000	Activated carbon, including spentanimal black	463.907	1.318.430	811.465	2.318.264
3802902000	Activated clays & activated earth, inclspent animal black	13.510	77.662	35.879	117.919
3802909000	Oth activat natural mineral prod,animalblack include spent animal black	937.941	2.607.946	568.234	1.746.591
3803000000	Tall oil, whether or not refined.	57.628	121.527	97.410	199.724
3804001000	Concentrated sulphite lye	51	100.165	314	96.225
3804009000	Oth residual lyes from woodpulp with ornot concentrat,desugar or chemical treat	358.767	1.172.856	504.936	2.337.284
3805100000	Gum, wood or sulphate turpentine oils	15.410	36.267	211.961	250.257
3805900000	Oth terpenic oil produc by the distillat of coniferous wood & oth crude paracy	119.489	261.963	260.791	612.453
3806100000	Rosin & resin acids	261.850	1.004.552	498.434	1.666.362
3806200000	Salt of rosin,of resin acid, of drv orresin acid,oth than salt of rosin addict	10.630	12.513	37.000	50.994
3806301000	Ester gums - in blocks	38	38	5.027	5.027
3806309000	Ester gums - in oth forms	236.078	557.864	696.252	1.522.598
3806901000	Run gums in blocks	0	2	0	21
3806909000	Oth derivates rosin & resin acidsthereof	543.213	1.110.990	1.056.590	2.077.128

I.3. IMPOR MENURUT KOMODITI / IMPORT BY HS COMMODITY
***** MARET / MARCH 2010 *****

HS	Uraian Komoditi Commodity Description	Berat Bersih / Net Weight (Kg)		Nilai / Value C.I.F (US\$)	
		Bulan ini Current Month	Kumulatif Cum.Jan. to date	Bulan ini Current Month	Kumulatif Cum.Jan. to date
3807000000	Wood creosote	3.072	83.214	17.478	83.441
3808501100	Intermediate preparations for the manufacture of insecticides, subhd note 1	39.793	69.809	267.730	494.947
3808501200	Insecticides in the form of mosquito coils/mosquito coil powder, subhd note 1	77	77	924	924
3808501300	Insecticides in aerosol containers subhd note 1	0	1	0	46
3808501900	Insecticides, in oth form, subhd note 1	296.880	806.796	939.152	2.601.119
3808502000	Fungicides, subhd note 1	309.296	769.564	1.082.340	2.944.774
3808503000	Herbicides, anti-sprouting products and plant-growth regulators, subhd note 1	1.381.475	2.991.346	3.035.498	6.356.909
3808504000	Disinfectants, subhd note 1	25.038	62.975	147.091	342.803
3808509100	Wood preserv, being prep oth than surface coat, cont insect/fungi subhd note 1	7.299	8.397	25.530	50.804
3808509900	Oth disinfect, smlar product, put up inform/pack for retl sale, subhd 1	1.090	20.240	37.234	170.432
3808911000	Intermediate preparation for the mfactof insecticides, not subhd note 1	60.491	268.048	2.590.484	6.533.587
3808919000	Insecticides, in oth form, not subhd note 1	429.721	916.524	2.524.947	6.553.605
3808920000	Fungicides, not subhd note 1	851.895	2.045.677	5.971.530	12.086.622
3808930000	Herbicides, anti-sprouting products and plant-growth regulator, not subhd note 1	1.997.604	5.482.407	4.719.868	16.384.587
3808940000	Disinfectants, not subhd note 1	8.506	61.101	72.598	301.958
3808991000	Wood preserv, being prep oth than surface coat, cont insect/fungi not subhd note 1	0	7.078	0	18.949
3808999000	Oth disinfect, smlar product, put up inform/pack for retl sale, not subhd note 1	199.430	460.724	535.629	1.254.370
3809100000	Oth finish agent, dye carriers to accelewith a basis of amylaceous substances	259.733	607.971	348.802	766.831
3809910000	Oth finish agent, dye carriers to accelekind used in the textile or like indust	1.206.323	3.025.119	2.924.089	7.231.593
3809920000	Oth finish agent, dye carriers to accelekind used in the paper or like indust	2.390.648	5.342.591	5.058.929	11.795.835
3809930000	Oth finish agent, dye carriers to accelekind used in the leather or like indust	302.177	919.271	700.427	2.041.994
3810100000	Pickling prep for metal surfac, soldering, brazing, welding powders	1.023.544	2.593.602	3.105.617	7.889.640
3810900000	Other prep of a kind used as cores or coating for weld electrodes or rods	508.054	1.253.590	1.352.968	3.913.078
3811110000	Anti-knock preparation, based on lead based on lead compound	0	5.905	0	37.708
3811190000	Oth anti-knock preparations	43.731	291.738	239.256	935.553
3811211000	Additive for lubricat oils, cont petroliol & oil obtain from bitumin, retail	56.436	75.360	152.526	224.164
3811219000	Additive for lubricat oils, cont petroliol & oil obtain from bitumin, not retail	7.622.363	15.183.204	20.227.578	42.182.154
3811290000	Oth additive for lubricat oils, cont petrol oil & oil obtain from otmn minera	294.292	756.247	923.508	2.471.139
3811901000	Anti knock prep., rust preventativ & corrosion inhibitors	392.352	923.527	1.314.761	3.649.383
3811909000	Oth anti-knock prep., for mineral oil liquid used as mineral oils	3.496.569	5.475.729	3.430.978	7.027.944
3812100000	Prepared rubber accelerators	1.322.658	3.371.610	2.910.415	7.531.081
3812200000	Compound plasticisers for rubber or plastics	821.784	2.321.971	1.543.777	4.123.211
3812301000	White carbon	226.093	411.822	367.516	664.477
3812309000	Oth anti oxidising prep & oth compound stabilisers for rubber or plastics	2.189.941	5.394.993	6.142.200	15.033.639
3813000000	Prep. & charge for fire-extinguisher charged fire-extinguishing grenades	181.972	757.692	347.651	1.521.316
3814000000	Organic composite solvents & thinners, prepared paint or varnish removers	521.985	1.410.139	1.566.313	4.166.654
3815110000	Supported catalyst, with nickel/nickel compounds as the active substance	35.312	221.764	233.594	3.055.654
3815120000	Supported catalyst, with precious metal compounds as the active substance	28.484	214.518	288.087	7.003.983
3815190000	Oth supported catalysts	142.015	485.469	4.074.444	6.519.111
3815900000	Oth reaction initiators, reaction accelerators catalytic prep, nes or incld	888.965	2.093.071	2.669.069	6.400.149
3816001000	Refractory cements, mortars, concretes	2.361.289	4.422.548	1.658.169	3.446.661
3816009000	Oth refractory cements, mortars, concret	1.717.260	3.718.395	1.514.372	3.080.699
3817000000	Mixed alkylbenzenes & mixed alkylnaphthalenes oth than head 2707 or 2902	7.573.202	21.851.451	11.786.791	33.081.540
3818000000	Wafers/discs with silicon content	10.873	29.796	485.311	1.328.605
3819000000	Hyd brake fluids & oth for hyd trnsmision whether or not cont <70% weight of petrol m	259.528	867.033	602.252	2.046.604
3820000000	Anti-freezing preparations & prepared and prepared de-icing fluids	139.537	366.479	208.707	673.511
3821001000	Prepared culture media for development	7.965	24.288	250.436	739.560
3821009000	Oth prepared culture media for development	1.501	8.432	28.332	102.889
3822001000	Plate, sheet, film, foil & strip of plastic impregtd/coated with diag. reagents	6.570	27.991	391.784	1.081.996
3822002000	Paperboard, cellulose wadding & web fibre impregtd/coated with diag. reagents	22.403	25.116	136.158	278.066
3822003000	Sterilisation indicator strips & tapes oth thn heading 3002 or 3006	824	906	12.520	14.195
3822009000	Oth diagnostic/lab reagents & prepared whether or not head 30.02 or 30.06	153.740	352.382	3.081.776	8.164.654
3823110000	Stearic acids	604.901	1.226.975	578.938	1.200.418
3823120000	Oleic acids	73.670	149.421	117.465	214.051
3823130000	Tall oils fatty acids	240.828	413.909	213.601	428.030
3823191000	Acids oil from refining	0	188	0	3.670
3823199000	Oth industrial monocarboxylic fatty acid	665.562	1.444.468	1.697.853	3.253.548
3823701000	Industry fatty alcohols in the form of wax	8.158	20.659	27.831	44.836
3823709000	Oth industry fatty alcohols in the form of wax	1.475.020	3.071.316	2.137.016	4.215.709
3824100000	Prepared binders for foundry moulds or core	657.924	1.601.782	785.254	1.919.453
3824300000	Non-agglomerated metal carbides mixed together with metallic binders	3.781	11.233	13.060	20.963
3824400000	Prepared additives for cements, mortars or concretes	1.648.784	4.462.892	4.584.251	10.305.449
3824500000	Non-refractory mortars & concretes	143.749	312.689	127.309	271.456
3824600000	Sorbitol oth than that of subheading 2905.44	63.580	247.206	53.397	169.656
3824750000	Mix cont halogenated, drv methane, ethane containing carbon tetrachloride	15.640	15.670	59.064	59.839
3824760000	Mix cont halogenated, drv methane, ethane cont 1,1,1-3-chloroethan(methyl chlfrn	0	3.712	0	5.708
3824780000	Mix cont halogenated, drv methane, ethane cont PFC or HCFC but not CFC or HCFC	1.517	5.575	9.646	34.720
3824790000	Other mix cont halogenated, drv methane, ethane	756.454	1.554.279	882.649	1.997.067
3824810000	Mix & preparation containing oxirane(ethylene oxide)	28.440	75.840	35.016	93.291
3824820000	Mix & preparation containing pbbs, PCBs, PCTs	15	131	2.129	16.748
3824901000	Ink removers, stencil correctors & oth, corrector fluids in package	28.142	87.199	105.204	394.448
3824902000	Mixtures of chemical, of a kind used in manufacture of foodstuff	140.552	505.281	382.491	1.531.090
3824903000	Copying pastes with a basis of gelatin presented in bulk/ready to use	4.230	6.201	18.241	29.589
3824904000	Composite inorganic solvents	126.414	316.439	420.628	1.014.389
3824905000	Acetone oil	12.643	24.175	76.095	138.906
3824906000	Preparations/mixtures cont monosodium glutamate	5.088	71.774	4.344	237.804
3824909000	Oth prods & preparations cont cfc-11,12,115, and halon	3.392.013	9.410.046	8.690.337	25.649.929
3825100000	Municipal waste	19	19	1.206	1.206

I.3. IMPOR MENURUT KOMODITI / IMPORT BY HS COMMODITY
***** MARET / MARCH 2010 *****

HS	Uraian Komoditi Commodity Description	Berat Bersih / Net Weight (Kg)		Nilai / Value C.I.F (US\$)	
		Bulan ini Current Month	Kumulatif Cum.Jan. to date	Bulan ini Current Month	Kumulatif Cum.Jan. to date
3825900000	Oth residual prods of the chemical/allied industry	0	8.706	0	12.326
3901103000	Polyethylene < 0,94 in liquids or pastes	142.282	215.643	259.192	497.313
3901109010	Polymers of ethylene, in granule form	19.921.547	46.262.299	30.216.312	66.167.025
3901109090	Polymers of ethylene other form	2.767.899	10.001.306	4.286.916	14.725.440
3901200000	Polyethylene having a specific gravity 0.94 or more	17.266.037	41.402.210	24.413.808	55.387.472
3901303000	Ethylene-vinyl acetate copolymers in liquid or pastes	1.715.774	4.653.019	1.819.773	4.656.186
3901309000	Ethylene-vinyl acetate copolymers in other form	1.896.081	4.704.111	3.868.635	8.745.973
3901903000	Oth polymers of ethylene in liquid or pastes	114.069	224.405	331.259	852.762
3901909000	Oth polymers of ethylene in other form	6.407.337	21.680.889	10.169.837	27.637.921
3902101000	Polypropylene in powder form	28.078	428.400	53.475	447.063
3902102000	Polypropylene in granule form	29.723.257	73.859.257	40.177.979	94.268.401
3902109000	Polypropylene in other form	1.698.303	5.829.859	2.248.162	8.326.571
3902203000	Polysobutylene liquids/pastes	62.166	111.006	181.162	404.120
3902209000	Polysobutylene in oth forms	126.062	546.128	264.797	1.086.359
3902303000	Propylene copolymers in liquid or pastes	33.475	64.194	74.846	211.924
3902309010	Propylene copolymers in granule form	13.166.611	41.621.926	19.692.884	54.429.968
3902309090	Propylene copolymers in other form	1.949.325	3.484.223	2.558.231	4.499.354
3902903000	Oth polymers of propylene in liquid or pastes	3.741	42.699	10.743	90.810
3902909000	Oth polymers of propylene in other form	729.090	2.379.680	2.751.390	7.634.887
3903110000	Expansible polymers of styrene	2.163.304	4.715.805	3.691.986	7.929.043
3903190000	Other polymers of styrene	3.796.408	11.238.153	6.223.161	18.236.398
3903203000	Styrene-acrylonitrile (SAN) copolymers in aqueous dispersion	103.252	429.631	118.287	572.182
3903209000	Oth styrene-acrylonitrile (SAN) copolymers	807.429	1.782.489	1.654.130	3.440.331
3903303000	Acrylonitrile-butadiene-styrene (ABS) copolymers in aqueous dispersion	371.875	1.056.776	822.410	2.274.884
3903309000	Acrylonitrile-butadiene-styrene copolymers in other form	5.824.634	14.567.620	12.449.806	30.658.935
3903903000	Oth polymers of styrene in aqueous dispersion	211.753	482.061	356.588	773.226
3903909000	Oth polymers of styrene in other form	206.284	695.823	491.155	1.661.450
3904101000	PVC homopolymers, suspension type not mixed with oth substances	153.123	741.059	188.661	734.593
3904109000	PVC in other form	1.617.309	5.119.099	1.868.539	5.838.605
3904210000	Oth poly(vinyl chloride) non plasticised	37.061	208.710	88.453	377.962
3904220000	Oth poly(vinyl chloride) plasticised	322.099	1.165.533	633.795	1.778.089
3904300000	Vinyl chloride-vinyl acetate copolymers	181.825	498.496	535.835	1.400.913
3904400000	Other vinyl chloride copolymers	63.668	225.841	256.810	791.116
3904504000	Vinylidene chloride polymer in dispersion	0	19.197	0	17.490
3904509000	Vinylidene chloride polymers in other form	668.612	918.772	1.083.278	1.611.957
3904610000	Fluoro-polymers polytetrafluoroethylene	7.701	40.582	112.158	236.756
3904693000	Fluoro-polymers polytetrafluoroethylene dispersions	0	3.337	0	28.348
3904699000	Oth fluoro-polymers in other form	15.478	57.144	94.711	509.018
3904903000	Oth fluoro-polymer polytetrafluoroethylene dispersions	0	471	0	5.666
3904909000	Oth polymers vinyl chloride in oth forms	2.890	185.052	19.791	182.143
3905120000	Poly(vinyl acetate) in aqueous dispersions	11.200	99.713	32.576	165.026
3905190000	Other poly(vinyl acetate)	91.406	232.476	404.367	1.025.455
3905210000	Vinyl acetate copolymers in aqueous dispersions	222.258	767.210	222.882	755.549
3905290000	Other vinyl acetate copolymers	93.146	254.424	232.822	611.007
3905301000	Poly(vinyl alcohol) in aqueous dispersions	154.187	294.888	303.339	473.442
3905309000	Poly(vinyl alcohol) in other form	1.820.717	4.901.873	3.832.450	10.001.388
3905910000	Copolymers of vinyl acetate or of other vinyl ester	65.616	124.382	481.897	1.017.905
3905990000	Oth polymer of vinyl acetate/oth vinyl esters; oth vinyl polymers; primary form	34.668	120.455	425.502	1.222.237
3906101000	Poly(methyl methacrylate) in aqueous dispersions	91.565	138.630	259.554	410.078
3906109000	Oth poly(methyl methacrylate) in other form	662.908	1.647.497	1.574.640	3.802.756
3906901100	Oth acrylic copolymers in aqueous dispersions	271.199	654.864	680.413	1.664.490
3906901900	Oth acrylic copolymers in other forms	963.499	3.081.736	2.558.266	7.560.439
3906909100	Oth acrylic polymers in aqueous dispersions	511.162	1.435.552	818.870	2.241.790
3906909900	Oth acrylic polymers in other forms	3.298.599	8.579.189	9.099.729	21.538.225
3907100000	Polyacetals	487.017	1.175.374	1.200.727	3.027.075
3907200000	Other polyethers	4.091.199	10.596.110	9.305.527	22.915.326
3907302000	Epoxide resins based powder coating	110.903	326.674	557.368	1.327.183
3907303000	Epoxide resins in liquids/pastes	998.980	2.685.727	3.575.386	9.432.103
3907309000	Epoxide resins in oth form	997.913	2.317.779	3.396.874	7.651.654
3907400000	Polycarbonates	4.563.704	10.592.476	11.404.407	26.565.485
3907500000	Alkyd resins	181.291	302.728	375.917	730.210
3907601000	Poly(ethylene terephthalate) in aqueous dispersions	11.597	38.790	24.753	59.739
3907609000	Poly(ethylene terephthalate) in oth form	6.423.721	16.825.263	9.514.914	24.190.729
3907700000	Poly(lactic acid)	19.783	23.092	65.890	88.911
3907912000	Oth polyesters unsaturated in chip form	5.582	6.284	20.208	29.473
3907919000	Oth polyesters unsaturated in oth form	428.540	1.118.880	931.983	1.910.751
3907994000	Oth polyester saturated based powder coating	50.573	264.580	131.472	538.048
3907999000	Oth polyesters saturated in oth form	3.419.400	8.756.634	5.965.222	15.274.694
3908101000	Polyamides in primary forms, polyamide-6	6.186.007	13.828.169	16.382.871	35.397.947
3908109000	Oth polyamide-6,-11,-12,-6,6,-6,9,-6,10	1.196.782	3.601.630	3.511.479	10.324.497
3908900000	Other polyamides	227.830	674.013	823.220	2.204.193
3909101000	Urea resins, thiourea resin in moulding compound	165.790	667.542	361.772	1.338.106
3909109000	Other urea resins	331.312	848.631	637.491	1.335.367
3909201000	Melamine resins in moulding compound	379.869	726.804	963.283	2.473.215
3909209000	Other melamine resins	111.307	431.432	325.144	1.260.437
3909301000	Oth amino-resins in moulding compound	308.117	805.462	478.036	1.277.746
3909309000	Oth amino-resins, oth thd moulding compound	445.049	1.147.992	1.126.362	2.862.395
3909401000	Phenolic resins in moulding compound	169.562	330.026	321.462	814.354

I.3. IMPOR MENURUT KOMODITI / IMPORT BY HS COMMODITY
***** MARET / MARCH 2010 *****

HS	Uraian Komoditi Commodity Description	Berat Bersih / Net Weight (Kg)		Nilai / Value C.I.F (US\$)	
		Bulan ini Current Month	Kumulatif Cum.Jan. to date	Bulan ini Current Month	Kumulatif Cum.Jan. to date
3909409000	Other phenolic resins	1.322.675	3.861.193	2.536.996	6.607.393
3909500000	Polyurethanes	2.159.003	5.457.050	6.665.510	17.119.631
3910002000	Silicones in dispersions or in the form of solutions	653.464	1.443.787	2.464.835	5.778.078
3910009000	Silicones in oth forms	705.749	1.596.012	3.037.296	8.702.594
3911101000	Petroleum,coumarone,indene/coumaroneinde in liquid or pastes	60.612	285.580	140.770	597.736
3911109000	Petroleum, coumarone, indene/coumaroneindene in oth form	1.950.948	4.161.457	3.776.234	8.022.729
3911900000	Oth petroleum, coumarone, indene/coumaroneindene in oth form	1.100.406	2.649.322	3.155.027	7.623.144
3912110000	Cellulose acetates non-plasticised	52.976	53.014	41.486	43.453
3912200000	Cellulose acetates plasticised	1.573	13.758	16.303	71.875
3912201100	Water-based semi-finished nitrocellulosecellulose nitrates non plasticised	195	410	1.548	3.096
3912201900	Oth cellulose nitrates non plasticised	378.774	1.589.264	826.887	3.204.040
3912202000	Cellulose nitrates plasticised	9.240	81.814	27.720	210.860
3912310000	Carboxymethylcellulose & its salts	585.113	2.047.745	1.737.787	5.266.720
3912390000	Oth cellulose ethers	316.548	756.287	1.807.110	4.642.712
3912902010	Regenerated cellulose	5.990	25.204	36.613	108.116
3912902090	Other regenerated cellulose	173.135	320.637	670.337	1.355.020
3912909000	Oth cellulose in other form	212.600	561.924	1.212.302	2.792.437
3913100000	Alginic acid, its salts & esters	100.233	236.588	469.075	1.164.318
3913900000	Oth natural polymers & its modified, in primary form	129.803	549.644	906.805	2.858.676
3914001000	Ion-exchangers based on plymrs of head of a kind used	186.271	706.221	530.608	1.938.261
3914009000	Oth ion-exchangers based on plymrs of head of a kind used	197.131	635.513	582.277	1.856.188
3915100000	Waste, parings & scrap, of polymers of ethylene	125.992	1.823.075	42.464	414.652
3915909000	Waste, parings & scrap, of other plastic	289.580	776.616	63.224	200.236
3916101000	Monofilament of polymers of ethylenechloride	31	31	677	677
3916102000	Monofilament of polymers of ethylenorods, sticks and profile shapes	1.565	2.843	7.974	14.417
3916201000	Monofilament of polymers of vinylchloride	26.070	68.685	119.741	335.117
3916202000	Monofilament of polymers of vinylrods, sticks and profile shapes	40.676	130.051	110.112	297.949
3916904000	Monofilament of other plasticsof hardened proteins	806	2.306	13.768	30.088
3916909000	Oth monofilament of other plastics	118.270	285.491	790.358	1.640.502
3917101000	Artificial guts (sausage casings) of hardened proteins	1.999	9.085	26.157	218.457
3917109000	Artificial guts (sausage casings) of cellulosic materials	246.889	465.388	1.095.439	2.649.887
3917210000	Tube, pipe, hose, fitting thereof of plastic of polymers of ethylene	109.217	281.712	370.927	877.297
3917220000	Tube, pipe, hose, fitting thereof of plastic of polymers of propylene	30.980	118.933	182.270	501.202
3917230000	Tube, pipe, hose, fitting thereof of plastic of polymers of vinyl chloride	43.148	302.007	167.089	606.047
3917290000	Tube, pipe, hose, fitting thereof of plastic of other plastics	165.987	1.267.341	543.382	6.257.183
3917310000	Flexible tubes, pipes and hoses havea minimum burst pressure of 27.6 mpa	40.835	168.552	236.976	989.367
3917321000	Sausage & ham casings, without fittings of plastics	11.993	20.101	39.725	201.085
3917329000	Oth unflexible tubes, pipes & hoses, not reinforced, without fittings	113.453	597.856	793.942	15.348.238
3917330000	Oth, not reinforced/otherwise combined with oth materials/fittings of 3917.30	34.077	131.462	72.854	226.470
3917390000	Oth tubes, pipes and hoses	128.277	459.340	510.505	1.896.904
3917400000	Fittings of plastics	428.794	1.008.660	1.794.647	4.045.768
3918101100	Tiles of polymers of vinyl chloride	24.036	84.553	64.133	323.106
3918101900	Oth floor covering of polymers of vinylchloride	2.517.060	7.369.706	1.270.258	3.329.038
3918109000	Wall or ceiling coverings of polymers of vinyl chloride	288.397	988.974	525.746	1.227.799
3918901100	Tiles, of polyethylene	25.036	61.294	84.276	143.028
3918901300	Oth floor coverings of polyethylene	181.246	435.006	151.324	494.941
3918901900	Oth floor coverings of oth plastics	136.500	280.427	142.882	318.983
3918909100	Wall or ceiling covering of polyethylene	110.279	208.072	207.946	386.129
3918909900	Wall or ceiling coverings of oth plastic	28.768	157.962	144.127	464.816
3919101000	Tape in roll,width<=20cm,of polymers of vinyl chloride	79.975	225.824	494.335	1.541.436
3919102100	Tape in roll,width<=20cm,of polyethyleneused in mnfctre of telephonic/elect wire	61.762	133.904	219.414	631.329
3919102900	Tape in roll,width<=20cm,of polyethyleneused for other	173.718	537.873	1.129.542	4.038.752
3919109000	Oth self-adhesive plate, sheet, film, in roll, width <=20 cm, of oth plastics	463.155	1.152.308	3.577.762	9.768.496
3919901000	Oth self-adhesive plates, sheets, film, foil, tape of polymers of vinyl chloride	184.857	454.838	659.639	1.691.204
3919909000	Oth self-adhesive plates, sheets, film, foil, tape, strip of plastics	2.868.355	6.834.093	8.301.894	18.645.138
3920100000	Oth tape of polymer of ethylene, not formfg of telephonic/electric wire	1.627.778	4.981.640	4.550.234	12.993.674
3920200010	Bopp film, of polymers of propylene	2.707.388	5.892.273	4.598.986	9.687.177
3920200090	Oth tape of polymer of propyleneused as an adhesive by melting	803.000	1.650.473	1.906.660	4.064.142
3920301000	Polymers of styrene used as an adhesive by melting	38	2.774	1.970	17.636
3920309000	Polymers of styrene not used as an adhesive by melting	8.195	86.958	68.717	337.248
3920430000	PVC tape weight >6% of plasticiser used dot than mfg of telephonic/electric wire	464.177	1.155.117	866.076	2.342.748
3920490000	Other of polymers of vinyl chloride	1.014.671	2.578.505	2.151.749	5.492.593
3920510000	Oth plate, sheet, film, foil or strip of acrypolymers of methyl methacrylate	238	334	765	1.437
3920590000	Oth plates, sheets, film, foil & strip of oth acrylic polimer of methyl methacrylate	31.824	149.145	462.296	758.731
3920610000	Film, of polycarbonates	480.599	1.299.263	1.685.386	4.529.927
3920621000	Film, of poly(ethylene terephthalate) used as an adhesive by melting	335.895	1.404.766	1.413.181	4.942.452
3920629000	Oth plate, sheet, foil & strip of poly-(ethylene terephthalate)	51.117	170.495	535.921	2.210.662
3920630000	Tapes, of unsaturated polyesters,	3.233	37.819	10.546	77.586
3920690000	Tapes, of oth polyesters, used as an adhesive by melting	897.153	2.260.747	2.722.085	6.145.189
3920711000	Cellophane film	215.674	423.546	919.514	1.894.377
3920712000	Viscose tear-off ribbon, foil	1.025	2.895	24.098	35.594
3920719000	Oth plate, sheet & strip of regenerated cellulose used oth than adhesive by melti	222	16.678	23.985	107.878
3920730000	Cellulose acetate, plasticized, used as an adhesive by melting	49	51	2.161	2.468
3920790000	Plate, sheet, foil & strip of oth cellulose derivatives	3	4.592	678	4.024
3920911000	Film of poly(vinyl butyral), thickness 0.38~0.76mm width <= 2m	124.984	272.071	627.782	1.367.323
3920919000	Oth film of poly(vinyl butyral), plate,	136.913	331.186	553.888	1.228.838
3920921000	Plate, sheet, foil & strip of nylon 6 of polyamides	5.673	7.515	44.927	86.345
3920929000	Plate, sheet, foil & strip of oth polyamides	21.970	92.963	103.362	393.525

I.3. IMPOR MENURUT KOMODITI / IMPORT BY HS COMMODITY
***** MARET / MARCH 2010 *****

HS	Uraian Komoditi Commodity Description	Berat Bersih / Net Weight (Kg)		Nilai / Value C.I.F (US\$)	
		Bulan ini Current Month	Kumulatif Cum.Jan. to date	Bulan ini Current Month	Kumulatif Cum.Jan. to date
3920931000	Plate, sheet, foil & strip of melamine, of amino-resins	3.200	9.497	30.000	79.274
3920939000	Oth plate, sheet, foil & strip of aminoused oth than an adhesive by melting	0	12	0	4
3920941000	Phenol formaldehyde (bakelite) sheets	6.058	92.705	31.900	200.707
3920949000	Oth plate, sheet, foil & strip of phenolicresins	16.035	61.021	10.447	143.585
3920990010	Corrugated sheets & plates, of otherplastics	229.985	339.230	216.123	393.602
3920990090	Oth plate, sheet, foil & strip of otherplastics	495.005	1.118.896	604.135	2.527.088
3921111000	Plates & sheets, cellular, of polymersof styrene	163.728	378.525	266.705	767.496
3921119000	Film, foil & oth strip, cellular, of oth than plate and sheet	25.677	96.332	328.170	603.493
3921120000	Tapes of PVC, in plates & sheets formused as mfg telepni/elect.wire	459.584	2.478.516	689.374	2.592.675
3921130000	Plates & sheets of polyurethanes	47.897	302.437	352.332	1.443.969
3921141000	Plates and sheets of regeneratedcellulose	0	12.489	0	31.120
3921149000	Film, foil & oth strip of regeneratedcellulose used in mfg telepnic/elect.wir	24.223	52.395	69.154	134.361
3921191000	Tapes in plate & sheet, of oth plastics	120.477	534.487	484.547	1.733.868
3921199000	Tapes in oth form, used in the oth thanmfg of telephonic/electric wire	628.251	2.342.573	861.272	3.126.623
3921902000	Plates & sheets, not cellular plateand sheet	769.753	2.266.319	1.064.607	3.060.449
3921909000	Film, foil & oth strip, not celluleroth than plate and sheet	1.140.602	3.093.438	2.532.553	7.202.068
3922100000	Baths, shower-baths, sinks & washbasins	35.254	239.429	272.010	1.122.068
3922201000	Lavatory covers of plastic	32.664	89.232	162.175	396.656
3922202000	Lavatory seats, of plastics	3.016	10.156	6.015	22.363
3922901100	Parts of flushing cisterns, of plastics	3.080	12.641	18.567	72.547
3922901900	Flushing water closets (lavatory pans)and urinals	1.911	16.360	18.132	81.617
3922909000	Similar sanitary ware, of plastics	231.147	414.264	175.564	685.016
3923100000	Boxes used for cinematographic films, tape and disks	1.005.958	3.045.007	3.212.780	9.866.013
3923211000	Aseptic bag of polymers of ethylene withaluminium foil in forcing material	7.866	65.822	89.144	543.520
3923219000	Oth sacks & bags, of polymers ofethylene	528.580	1.621.638	1.499.646	4.542.919
3923290000	Oth articles for the conveyance or packing of goods of oth plastics	524.208	1.470.151	2.624.468	6.389.334
3923301000	Toothpaste tubes container, of plastic	459	1.577	12.563	28.869
3923309000	Carboys, bottles, flasks & similararticle, not toothpaste tube container	1.037.746	2.940.821	3.691.571	10.597.875
3923400000	Spool, cop, bobbin & similar support	138.021	384.117	864.802	2.979.985
3923500000	Stoppers, lids, caps and other closures	524.182	1.422.249	3.475.365	8.616.508
3923900000	Oth articles for the conveyance/packinggoods of plastics	570.937	1.814.040	2.454.909	8.148.625
3924100000	Tableware & kitchenware	199.116	1.110.146	397.115	3.256.419
3924901000	Bed pans, urinals (portable type) & chamber pots	14.876	24.646	68.823	113.214
3924909000	Oth household & toilet articles, ofplastics	473.028	1.207.189	2.548.663	5.175.380
3925100000	Reservoirs, tanks, vats & similar contain.capacity <= 300l	37.043	95.584	81.356	225.928
3925200000	Doors, windows & their frames & threshold for doors	145.719	532.336	152.730	637.370
3925300000	Shutters, blinds (includ venetian blinds)and similar articles and parts	40.707	148.998	92.160	342.806
3925900000	Oth builders ware of plastics, not elsewhere specified	238.596	595.236	332.125	829.819
3926100000	Office or school supplies of plastics	163.771	482.848	375.931	1.046.103
3926206000	Articles of apparel used for protectionof plastics	27.845	86.902	184.979	585.026
3926209000	Oth articles of plastics, including belt	326.998	1.321.327	1.833.318	6.181.482
3926300000	Fittings for furniture, coachworkor the like	85.585	258.551	318.474	1.047.268
3926400000	Statuettes & othornamental articles	57.775	166.029	119.898	388.088
3926901000	Floats for fishing nets, of plastics	68.816	221.317	914.204	2.479.989
3926902000	Fan & handscreen, frame & handlethereof and parts	12.737	370.209	122.955	1.362.455
3926903200	Plastic moulds with denture prints	0	1.637	0	5.724
3926903900	Oth hygienic, medical & surgical	142.202	401.388	1.706.501	5.022.423
3926904100	Police shields, of plastics	64	64	505	503
3926904200	Protective mask & similar article forused in welding & similar works	18.420	60.905	246.969	524.976
3926904400	Life saving cushions for protection ofpersons falling from heght	27	1.723	1.512	94.858
3926904500	Reflected light nails, of plastics	966	2.889	7.932	12.442
3926904900	Oth safety & protective devices,	61.775	244.365	265.282	825.487
3926905300	Transmission or conveyor belts or beltin	144.278	186.535	717.682	1.134.449
3926905500	Plastic j-hooks & bunch blocks fordetonator	3.334	37.603	86.559	901.420
3926905900	Oth industrial articles, of plastics	355.080	1.045.630	3.121.143	11.786.693
3926906000	Nipple former, breastshell, nipple shield, hand expression furnel	6.417	8.190	133.973	137.935
3926907000	Corset busks & similar supports forarticles of appared or clothing accessor	35.188	86.425	161.004	394.006
3926908000	Cards for jewelleryorsmall objects ofpersonal adornment	99.360	385.085	329.948	783.412
3926909000	Oth articles of plastics & othmaterial	1.586.281	6.783.568	6.945.626	25.229.961
4001101100	Natural rubber latex, cont ammonia >=0.5% catrige concentrate	986.260	2.812.279	1.935.514	5.037.308
4001101900	Natural rubber latex, cont ammonia >=0.5% processed by other methods	360.563	837.983	711.128	1.630.537
4001102100	Natural rubber latex, cont ammonia <0.5% centrifuge concentrate	36.400	56.400	90.040	144.840
4001102900	Natural rubber latex, cont ammonia <0.5% processed by other methods	33.567	215.767	80.026	524.592
4001214000	Natural rubber in smoked sheets, rss grade 4	88.816	177.632	224.732	538.232
4001219000	Natural rubber in oth forms	43.754	128.006	86.911	283.190
4001221000	Tsnr, standard indonesian rubberSIR 3 cv	99.086	178.972	256.391	441.742
4001222000	Tsnr, oth standard indonesianrubber	275.957	1.086.675	553.257	2.490.270
4001229000	Oth tehnicly specified naturalrubber (TSNR)	76.600	113.900	217.186	327.587
4001291000	Air-dried sheet, oth natural rubberin other form	20.000	20.000	65.800	65.800
4001297000	Skim rubber	0	1	0	138
4001299000	Oth natural rubber in oth forms	1.500	2.580	7.837	15.880
4001309900	Oth balata, gutta-percha, guayule, chiclesimilar, in other form	2.031	4.264	9.463	21.093
4002110000	Styrene-butadiene rubber (SBR), inlatex form	1.787.807	4.090.086	2.437.245	5.663.215
4002190000	Carboxylated styrene-butadiene rubber(SBR) in other form	7.412.534	21.742.105	15.682.636	43.840.717
4002200000	Butadiene rubber (BR)	4.066.174	11.809.605	9.484.664	26.097.103
4002310000	Isobutene-isoprene (butyl) rubber (IIR)	1.194.721	3.033.126	4.125.258	10.623.978
4002390000	Halo isobutane-isoprene rubber(CIIR of BIIR)	324.870	1.060.813	1.281.933	3.995.530
4002410000	Chloroprene (chlorobutadiene) rubberin latex form	161.658	660.468	296.175	1.171.812

I.3. IMPOR MENURUT KOMODITI / IMPORT BY HS COMMODITY
***** MARET / MARCH 2010 *****

HS	Uraian Komoditi Commodity Description	Berat Bersih / Net Weight (Kg)		Nilai / Value C.I.F (US\$)	
		Bulan ini Current Month	Kumulatif Cum.Jan. to date	Bulan ini Current Month	Kumulatif Cum.Jan. to date
4002490000	Chloroprene (chlorobutadiene) rubber in other form	451.742	1.311.975	1.494.898	4.464.188
4002510000	Acrylonitrile-butadiene rubber (NBR), in latex form	364.344	1.268.571	443.431	1.635.394
4002590000	Acrylonitrile-butadiene rubber (NBR), in other form	392.781	1.137.160	1.004.370	2.669.398
4002601000	Isoprene rubber (IR) in primary forms	1.832	4.904	21.000	43.733
4002609000	Isoprene rubber (IR) in other forms	128.941	225.531	375.461	745.105
4002700000	Ethylene-propylene-non-conjugated diene rubber (EPDM)	703.342	2.040.937	2.099.645	5.940.941
4002801000	Mixture of natural rubber latex with synthetic rubber latex	51.660	156.009	117.070	353.313
4002809000	Oth mixture of natural rubber latex with synthetic rubber latex	22.930	92.092	86.591	319.464
4002911000	Oth synthetic rubber latex & factice derived from oils of poly graft natural	193.380	688.407	247.944	953.529
4002919000	Oil synthetic rubber & factice derived from oils of other latex	535.219	1.121.448	604.708	1.214.399
4002991000	Oth synthetic rubber & factice derived from oils in oth form	6.428	101.813	43.186	439.830
4002999000	Oth synthetic rubber latex & factice derived from oils	285.973	550.111	977.094	1.827.870
4003000000	Reclaimed rubber in primary forms or in plates, sheets or strips	936.889	3.680.629	1.611.372	3.122.985
4004000000	Waste, paring & scrap of rubber (oth hard rubbers)	123.432	1.401.973	93.992	780.633
4005100000	Compounded rubber with carbon black silica, unvulcanised	332.372	821.195	1.668.108	3.913.481
4005200000	Compounded rubber with solutions, oth subheading 4005.10	116.488	237.479	175.049	392.648
4005910000	Compounded rubber, unvulcanised, in plates, sheets, & strip	212.890	680.080	774.722	2.079.603
4005990000	Compounded rubber, unvulcanised, in oth form	415.094	895.528	1.325.110	2.725.778
4006100000	"camel-back" strips for retreading rubber tyres, unvulcanised	155.357	368.878	185.794	403.354
4006900000	Oth forms & articles of unvulcanised rubbers	306.114	376.397	1.044.690	1.528.487
4007000000	Vulcanised rubber thread & cord.	146.196	561.681	765.961	2.576.418
4008110000	Plates, sheets, & strip of cellular rubber	352.433	715.297	566.735	2.943.399
4008190000	Oth forms of cellular rubber	140.521	690.164	245.077	630.678
4008210000	Plates, sheets & strip of non-cellular rubber	165.877	272.970	404.978	1.080.541
4008290000	Oth forms of non-cellular rubber	165.929	455.921	1.012.512	1.694.853
4009110000	Tube, pipe & hose, not reinforced/other material without fitting	305.010	546.908	1.602.792	3.202.113
4009120000	Tube, pipe & hose, not reinforced/other material with fitting	67.331	374.492	532.064	3.231.841
4009211000	Mining slurry suction & discharge hose, without fitting	24	47	492	522
4009219000	Oth tube, pipe & hose, reinforced with oth materials without fittings	206.588	503.446	1.924.298	4.474.253
4009221000	Mining slurry suction & discharge hose, with fittings	1.207	2.345	25.330	41.072
4009229000	Oth tube, pipe & hose, reinforced with oth materials with fitting	74.921	1.597.020	358.398	10.450.379
4009311000	Mining slurry suction & discharge hose, reinforced w textile, without fitting	206	4.318	3.473	88.269
4009319000	Oth tube, pipe & hose, reinforced with textile, without fitting	195.486	456.173	1.640.447	4.380.872
4009321000	Mining slurry suction & discharge hose, reinforced w textile, with fitting	26	741	1.948	10.792
4009329000	Oth tube, pipe & hose, reinforced with textile, with fitting	21.355	45.140	247.535	628.103
4009411000	Mining slurry suction & discharge hose, reinforced w oth materials, without fitting	7	6.924	70	4.462
4009419000	Oth tube, pipe & hose, reinforced with oth material, without fitting	215.143	562.654	706.111	1.944.862
4009421000	Mining slurry suction & discharge hose, reinforced w oth materials, with fitting	1.351	53.549	23.476	550.235
4009429000	Oth tube, pipe & hose, reinforced with oth material, with fitting	381.763	943.134	4.508.811	11.183.264
4010111000	Conveyor belts/belting, reinforced with metal, width > 20cm	2.311	2.318	8.054	8.312
4010119000	Conveyor belts/belting, reinforced with metal, width <= 20cm	29.419	242.276	386.404	1.503.932
4010121000	Conveyor belts/belting, reinforced with textile, width > 20cm	36.722	103.667	151.362	300.326
4010129000	Conveyor belts/belting, reinforced with textile, width <= 20cm	66.346	482.147	143.382	983.060
4010191000	Oth conveyor belts/belting, reinforced with oth; width > 20cm	39.622	100.003	340.251	875.863
4010199000	Oth conveyor belts/belting, reinforced with oth; width <= 20cm	404.945	881.928	2.108.636	3.939.345
4010310000	V-belts, V-ribbed, 60cm < outside circum ference <= 120cm	61.250	146.848	335.727	1.012.389
4010320000	V-belts, oth than V-ribbed, 60cm < outside circum ference <= 120cm	17.010	39.875	431.391	983.750
4010330000	V-belts, V-ribbed, 120cm < outside circum ference <= 240cm	4.011	11.549	64.773	181.393
4010340000	V-belts, oth than V-ribbed, 120cm < outside circum ference <= 240cm	200	590	4.125	11.442
4010350000	Endless synchronous belt, 60cm < outside circum ference <= 150cm	66.019	72.149	345.626	375.558
4010360000	Endless synchronous belt, 150cm < outside circum ference <= 198cm	264	264	7.435	7.435
4010390000	Oth transmission belts/belting	276.871	774.527	2.905.532	8.235.435
4011100000	New pneumatic tyres, of rubber of a kind used on motor cars	642.573	1.936.635	1.975.983	5.801.349
4011201000	New pneumatic tyre, of rubber used on buses/lorries, width < 450mm	1.837.305	6.971.595	3.680.471	13.435.262
4011209000	New pneumatic tyre, of rubber used on buses/lorries, width >= 450mm	581.184	1.537.306	1.920.207	4.127.401
4011300000	New pneumatic tyres, of rubber of a kind used on aircraft	19.895	87.762	164.553	988.939
4011400000	New pneumatic tyres, of rubber of a kind used on motorcycles	44.615	189.918	97.528	373.313
4011500000	New pneumatic tyres, of rubber of a kind used on bicycles	43.336	239.006	85.008	470.988
4011610000	New pneumatic tyres, of rubber used on agricultural/forestry vehicles & machine	31.598	133.639	67.807	411.355
4011620000	New pneumatic tyres, of rubber, rim size < 61 cm, used on const./ind. vehicles mach.	108.669	141.507	365.854	480.182
4011630000	New pneumatic tyre, of rubber, rim size >= 61cm, used on const./ind. vehicles mach	5.691	104.660	12.146	524.426
4011690000	New pneumatic tyre, of rubber, used for oth purpose	884.419	2.080.318	3.660.685	9.830.734
4011920000	Oth new pneumatic tyre, of rubber, used on agricul./forestry vehicles mach.	112.907	233.213	280.226	565.615
4011930000	Oth new pneumatic tyre, of rubber, rim size < 61 cm, used on const./ind. vehicles mach.	106.447	803.076	400.570	1.021.007
4011941000	Oth new pneumatic tyre, of rubber, rim size >= 61cm, used on earth mov. mach.	95.113	244.076	421.211	1.000.069
4011949000	Oth new pneumatic tyre, of rubber, rim size >= 61cm, used for oth. purposer	825.363	2.110.173	5.487.615	14.071.539
4011991000	Oth new pneumatic tyre, of rubber, used on vehicles of chap. 87	719.391	4.504.529	3.754.273	24.620.922
4011992000	Oth new pneumatic tyre, of rubber, used on earth moving mach.	272.875	846.203	1.432.686	4.715.434
4011993000	Oth new pneumatic tyre, of rubber, used for oth, width > 450mm	0	589.346	0	20.004.502
4011999000	Oth new pneumatic tyre, of rubber, used for oth, width < 450mm	379.908	963.810	2.322.516	5.551.238
4012110000	Retreaded tyres, used on motor cars	54	126	63	145
4012129000	Retreaded tyres, used on buses/lorries, width >= 450mm	0	16.998	0	12.383
4012130000	Retreaded tyres, used on aircraft	8.360	36.725	48.508	200.284
4012194000	Retreaded tyres, used on oth vehicles of chapter 87	0	127	0	1.044
4012199000	Retreaded tyres, used for oth purposed	1.205	1.615	3.979	4.317
4012202900	Used pneumatic tyres, used on buses/lorries, width >= 450mm	44	963	528	1.101
4012901100	Solid tyres, of ext dia < 100 mm for vehicles of chapter 87	2.988	10.191	15.420	53.353
4012901400	Oth solid tyres, external diameter > 250 width < 450mm, used of chap. 87.	94	495	300	9.125

I.3. IMPOR MENURUT KOMODITI / IMPORT BY HS COMMODITY
***** MARET / MARCH 2010 *****

HS	Uraian Komoditi Commodity Description	Berat Bersih / Net Weight (Kg)		Nilai / Value C.I.F (US\$)	
		Bulan ini Current Month	Kumulatif Cum.Jan. to date	Bulan ini Current Month	Kumulatif Cum.Jan. to date
4012901600	Oth solid tyres,external diameter>250mm,of a width > 450 mm	25.220	50.479	102.240	204.580
4012901900	Other solid tyres	35.553	58.628	175.930	284.491
4012902100	Solid tyres,enternal diameter <100 mm,	14	97	942	2.920
4012902900	Oth cushion tyres	4.872	5.803	14.864	18.116
4012908000	Tyre flaps	30.815	60.448	109.861	211.008
4012909000	Oth retreaded/used pneumatic,solid/cushion tyres, of rubber	119.483	281.016	221.001	651.120
4013101100	Inner tubes,of rubber,used on motor carwidth tyres<450mm	62.243	121.928	129.907	262.392
4013101900	Inner tubes,of rubber,used on motor carwidth tyres>450mm	11.402	13.169	12.301	14.146
4013102100	Inner tubes,of rubber,used on bus/lorriwidth tyres<450mm	30.408	31.352	93.060	100.795
4013102900	Inner tubes,of rubber,used on bus/lorriwidth tyres>450mm	24.986	94.552	86.000	153.793
4013200000	Inner tubes,of rubber,used on bicycles	105.349	336.091	122.021	372.030
4013901100	Inner tube,of rubber,use on earth movingwidth tyres<450mm	2.822	5.524	17.900	40.918
4013901900	Inner tube,of rubber,use on earth movingwidth tyres>450mm	2.184	5.599	10.922	13.046
4013902000	Inner tube,of rubber,used on motorcycleor motor scooters	162.393	443.682	139.924	359.803
4013903100	Inner tube,of rubber,used on oth vehicleof chap.87, width tyres<450mm	413	437	4.720	5.192
4013903900	Inner tube,of rubber,used on oth vehicleof chap.87, width tyres>450mm	13.845	26.880	20.396	41.851
4013909100	Oth inner tube,of rubber,suitable forfitting to tyres of width<450mm	1.085	26.744	5.530	76.228
4013909900	Oth inner tube,of rubber,suitable forfitting to tyres of width>450mm	31.851	161.638	174.879	234.892
4014100000	Sheath contraceptives	59.212	146.540	484.441	1.796.650
4014901000	Teats for feeding bottles & similar kind	8.119	20.031	101.064	232.770
4014904000	Stoppers for pharmaceutical use	34.344	67.986	638.377	1.389.029
4014909000	Oth hygienic/pharmaceutical articles,ofvulcanised rubber	14.258	48.132	177.808	455.137
4015110000	Gloves, mittens & mitts, surgical	127.902	269.107	669.693	1.479.089
4015190000	Gloves, mittens & mitts, for otherpurposed	108.146	411.010	402.325	1.423.798
4015900000	Oth article of apparel, clothing accessfor all purposed	20.946	55.628	189.962	558.815
4016100000	Oth articles of vulcanised rubber otherof cellular rubber	38.439	79.429	134.382	337.464
4016911000	Mats	68.873	229.673	196.422	863.894
4016919000	Floor coverings	8.441	36.463	33.597	127.041
4016921000	Eraser tips	48.993	147.028	87.967	617.526
4016929000	Other erasers	49.317	140.986	298.025	727.498
4016931000	Gaskets, coverings & oth, packing forelectrolytic capacitor	44.218	95.961	731.969	1.656.726
4016939000	Oth gaskets, washers & oth seals	1.102.946	2.498.499	8.851.864	24.027.743
4016940000	Boat/dock fenders, whether/not inflatable	89.346	143.557	197.029	411.118
4016950000	Oth articles of vulcanised rubber,	21.383	50.684	91.480	259.883
4016991100	Oth article of vulcanised rubber,forvhcof heading 87.02~87.05&87.11	234.421	743.460	3.292.278	10.545.410
4016991200	Oth article of vulcanised rubber,forvehicles 87.09,87.13,87.15&87.16	7.304	17.731	95.360	240.867
4016991700	Oth article of vulcanised rubber,forfor bicycles of heading 87.12	0	375	0	158
4016991900	Oth parts & access for vehicles ofrubber	36.356	59.986	200.599	510.463
4016992000	Parts & access of rotochutes ofheading 88.04	1.131	11.295	3.517	192.463
4016993000	Rubber bands	88.003	114.491	389.370	651.656
4016995100	Rubber rollers	58.514	278.902	287.002	912.390
4016995900	Oth article of a kind used in machinery/mechanical/electrical appliances, & oth	43.265	187.172	749.667	2.677.627
4016996000	Rail pad, of rubber	1.311	1.752	36.472	51.668
4016997000	Structural bearings including bridgebridge bearings, oth than rail pad	113	548	1.992	21.671
4016998000	Rubber grommets & rubber cover forautomotive wiring harness	79.951	219.633	1.284.912	3.528.777
4016999000	Oth articles of vulcanised rubber foroth purposed	229.214	743.329	1.927.112	5.334.834
4017000000	Hard rubber in all form,include waste &scrap, articles of hard rubber	67.999	180.532	264.790	747.118
4101200000	Whole hide & skin,weight/skin<8kg(simplydried), 10kg(dry-salt), 16kg(fresh)	718.442	1.707.936	312.328	728.592
4101500000	Whole hide & skin,of a weight >16 kg	20.412	20.426	7.200	7.875
4101900000	Oth raw hides & skin of bovine/equineanimals	139.661	486.423	50.460	186.937
4102100000	Raw skins of sheep/lambs with wool on	18.509	56.007	18.061	66.332
4102210000	Raw skins of sheep/lambs without wool on, pickled	9.450	9.450	53.332	53.332
4102290000	Oth raw skins of sheep/lambs withoutwool on, not pickled	337.849	694.910	183.284	361.247
4103900000	Raw hide & skin of oth animal	217.201	300.217	101.085	134.995
4104110010	Bovine leather,vegetable pre-tannedfull grains, wet state	221.540	252.517	459.709	976.113
4104110090	Oth tanned/crust hide & skin of bovine,wet state, full grains	771.564	2.301.410	1.090.013	3.120.613
4104190000	Oth tanned/crust hide & skin of bovine,wet state, not full grains	237.050	544.188	422.264	1.766.949
4104410000	Crust vegetable (semi-tanned) hide &skins, full grains	550.769	1.192.703	7.593.712	14.542.867
4104490000	Oth crust vegetable (semi-tanned) hide& skin, full grains	224.985	609.441	1.898.521	4.908.551
4105100000	Tanned/crust skins of sheep/lamb,without wool on, in the wet state	75.356	212.025	622.824	1.693.109
4105300000	Tanned/crust skins of sheep/lamb,without wool on, in dry state	0	5.959	0	270.656
4106220000	Tanned/crust hide & skin of goat/kid,in the dry state	4.756	6.081	69.934	99.186
4106320000	Tanned/crust hide & skin of swinein the dry state	170	1.681	4.329	20.630
4107110000	Whole hides&skins,full grains,unsplitsof bovine/egune animals	59.710	302.425	1.014.653	3.646.909
4107120000	Whole hides & skins,grains splits,ofbovine/egune animals	107.576	152.827	2.091.161	2.728.170
4107190000	Oth whole hides & skins,of bovine/egune animals, in oth form	235.409	649.825	3.141.571	8.332.423
4107910000	Oth whole hide & skin,including side,ofbovine/egune animals, full grains	4.725	38.407	104.188	631.868
4107920000	Oth whole hide & skin,including side,ofbovine/egune animals, grain splits	3.071	10.863	155.878	331.861
4107990000	Oth whole hide & skin,including side,ofbovine/egune animals, in oth forms	145.434	320.932	1.303.158	3.521.164
4112000000	Leather further prepared after tanning,oth than leather of heading 41.14	17.705	49.479	333.262	1.162.536
4113100000	Leather further prepared after tanning,of goats or kids	13.185	37.466	509.380	1.384.287
4113200000	Leather further prepared after tanning,of swine	39.861	67.144	580.623	920.808
4113300000	Leather further prepared after tanning,of reptiles	0	594	0	13.306
4113900000	Leather further prepared after tanning,of oth animals	4.885	9.862	120.035	286.597
4114100000	Chamois (including combinationchamoss leather	45.521	76.520	155.203	248.826
4114200000	Patent leather & patent laminatedleather, metalised leather	66.988	222.632	962.804	3.093.653
4115100000	Composition leather with basis ofleather in slabs, sheets/strip	15.751	41.386	612.176	1.433.314
4115200000	Paring&oth waste/of composition leather,not suitable for manuf. of leather artic	216	464	1.016	5.261

I.3. IMPOR MENURUT KOMODITI / IMPORT BY HS COMMODITY
***** MARET / MARCH 2010 *****

H S	Uraian Komoditi Commodity Description	Berat Bersih / Net Weight (Kg)		Nilai / Value C.I.F (US\$)	
		Bulan ini Current Month	Kumulatif Cum.Jan. to date	Bulan ini Current Month	Kumulatif Cum.Jan. to date
4201000000	Saddlery & harness for any animal of any materials	64	2.220	1.482	9.332
4202111000	School satchel, with outer surface of leather, compositons/patent leather	9.611	111.622	59.320	373.661
4202119000	Trunk, suit, vanity, executive, brief-cases with outer surface of leather	12.107	27.932	296.494	487.532
4202121000	School satchel, with outer surface of plastics/textile materials	8.901	36.383	18.359	39.478
4202129000	Trunk, suit, vanity, executive, brief-cases with outer surface of plastics/textile mat.	390.296	1.350.800	1.154.131	3.885.456
4202191000	School satchel, trunk, suit, vanity, brief, of wood, iron, steel or zinc	4.410	4.410	17.641	17.641
4202199000	School satchel, trunk, suit, vanity, brief, of other materials	29.108	325.215	196.026	2.180.222
4202210000	Hand bag with outer surface of leather or of patent leather	134.027	401.757	835.437	2.429.649
4202220000	Hand bag with outer surface of plastic sheeting or of textile materials	147.150	581.032	1.890.368	5.471.921
4202290000	Hand bag with other outer surface	254.665	1.127.641	859.307	3.246.614
4202310000	Artcl in pocket/hand bag with outer surface of leather or of patent leather	13.333	53.134	155.499	588.920
4202320000	Artcl in pocket/hand bag with outer surface of plastics or of textile	40.144	208.449	220.970	912.146
4202390000	Article of kind normally carried pocket or in hand bag with outer surface of other	52.766	217.225	152.828	446.933
4202911000	Sport bags, with outer surface of leather composition leather/ of patent leather	141	3.127	801	7.252
4202919000	Oth artcls with outer surface of leather or of patent leather	15.269	32.801	196.497	523.578
4202921000	Bowling bags with outer surface of plastic or of textile materials	3.571	4.838	18.551	26.970
4202929000	Other articles with outer surface of plastic or of textile materials	34.930	91.294	406.992	1.058.136
4202991000	Bags, with outer surface of copper	932	2.837	5.247	16.048
4202999000	Oth than trunk, suit-cases, handbags, & similar containers	27.830	95.407	124.249	393.945
4203100000	Articles of apparel of leather or of composition leather.	3.042	7.943	66.035	172.743
4203210000	Gloves, mittens & mitts specially designed for use in sports of leather	1.861	3.605	42.575	71.899
4203291000	Protective work gloves of leather or of composition leather	7.793	93.600	46.503	286.990
4203299000	Oth gloves, mittens & mitts of leather or of composition leather	4.087	25.047	27.795	98.562
4203300000	Belts & bandoliers of leather or of composition leather	26.599	162.352	214.133	965.844
4203400000	Oth clothing access of leather or of composition leather	1.456	10.071	29.867	191.364
4205001000	Oth articles of leather or of composition leather, boot laces ; mats	4.560	8.851	34.365	117.494
4205002000	Oth articles of leather, industrial safety belt & harnesses	10.652	30.349	81.691	185.976
4205003000	Leather strings or cords for jewelry or for personal adornment	85	1.113	417	5.882
4205004000	Oth articles of leather/ of composition leather of a kind used in machinery	347	497	33.260	37.471
4205009000	Oth articles of leather oth than boot laces, safety belt & leather string	1.467	8.436	13.862	90.213
4301100000	Raw furskins of mink, whole, with or without head, tail or paws	0	420	0	25.952
4302190000	Tanned or dressed furskins, oth than of mink & of lamb	0	18	0	761
4303100000	Articles of apparel, clothing access of fur skin	1.270	4.608	17.042	65.168
4303902000	Article for industrial purposes, oth than of fur skin	0	1	0	19
4303909000	Oth than sport bag & article for industrial purposes, oth than of fur skin	30	30	2.785	2.785
4304001000	Artificial fur	909	909	842	842
4304002000	Article for industrial purposes of artificial fur	415	496	6.290	7.480
4304009900	Artificial fur & articles thereof of other kind for industrial purposes & sport bags	10	1.050	4.826	8.370
4401100000	Fuel wood, in logs, in billets, in twigs, faggots or in similar forms	1.336.896	7.311.181	291.415	1.621.534
4401210000	Coniferous, wood in chips or particles	115.000	115.000	23.949	23.949
4401220000	Non-coniferous	3.500	3.500	27.721	27.721
4401300000	Sawdust & wood waste & scrap, whether or not agglomerated in logs, briquet, pellet	390.470	390.470	148.416	148.416
4402900000	Wood charcoal (including shell or nut charcoal), of oth than bamboo	58	25.089	4.079	43.866
4403101000	Baulks, wood in the rough, treated with paint, stains, creosote/ oth preservatives	33.480	104.037	41.536	125.137
4403109000	Oth baulk, sawlog, pit-props, poles, pile treated with paint	138.834	317.679	56.945	102.949
4403209010	Coniferous, oil damar, pulpwood	0	1.505	0	10.145
4403209090	Oth wood in the rough	7.106.728	10.965.697	370.481	543.559
4403411000	Baulks of dark red meranti, light red meranti & meranti bakau	0	42.568	0	18.186
4403419090	Oth pulp, baulk, of dark red meranti light red meranti & meranti bakau	178.034	401.865	8.355	19.609
4403499010	Pulpwood of oth tropical wood	0	42.550	0	70.778
4403499090	Oth pulp, baulk, sawlog, pit props, poles of tropical wood	0	93.103	0	59.927
4403911000	Baulks, sawlogs and veneer logs of oak	643.457	1.313.960	246.831	512.844
4403919090	Oth pulp, baulk, sawlog, pit props, poles of oak	1.368.326	3.787.329	528.947	1.364.190
4403929090	Oth pulp, baulk, sawlog, pit props, pole of beech, oth than pulpwood	16.563	16.563	2.346	2.346
4403991000	Baulks, oth meranti, beech, oak, tropical wood, ramin, keruing, kapur	1	40.328	9	49.852
4403999090	Oth pulp, baulk, sawlog, pit props, poles of meranti, tropic wood, ramin, keruing, kapur	85.626	239.649	25.830	67.651
4404200000	Hoopwood, split poles; piles, picket & the like of non coniferous	0	30.508	0	8.846
4405000000	Wood wool, wood flour.	9.992	296.753	29.970	169.267
4406900000	Railway or tramway sleepers (cross-ties) of wood impregnated	1.896	1.896	800	800
4407100010	Coniferous, planed of a thickness > 6mm	762.189	2.395.131	502.660	1.695.150
4407100020	Coniferous, sanded or end jointed thickness > 6mm	52.677	121.498	70.315	109.740
4407100090	Coniferous, oth sanded or end jointed & planed, thickness > 6mm	4.167.080	12.251.104	1.745.437	5.096.875
4407210090	Mahogany, oth planed, sanded end jointed, thickness > 6mm	8.798	8.798	35.952	35.952
4407251090	Dark meranti/ light red meranti, oth planed, sanded thickness > 6mm	465.452	1.258.357	271.669	748.721
4407260010	White lauan, meranti, seraya, yellow meranti & alan, planed, thickness > 6mm	25.680	25.680	20.100	20.100
4407270090	Sapelli other planed, sanded or end jointed, thickness > 6mm	85.340	107.342	105.039	137.965
4407291900	Jelutong oth planed & sanded or end jointed, thickness > 6mm	0	22.037	0	48.775
4407293900	Kempas oth planed & sanded or end jointed, thickness > 6mm	12.130	36.260	10.781	35.385
4407294900	Keruing wood, oth planed, & sanded or end jointed, thickness > 6mm	111.889	111.889	83.178	83.178
4407296900	Teak wood, oth planed & sanded or end jointed, thickness > 6mm	25.352	65.745	86.199	198.077
4407297090	Balau wood, oth planed & sanded or end jointed, thickness > 6mm	0	6.077	0	8.414
4407299900	Oth tropical wood, oth sanded or end jointed & planed, thickness > 6mm	197.061	387.862	74.381	144.051
4407910010	Oth of oak wood, planed thickness > 6mm	39.913	59.887	30.716	41.145
4407910020	Oth of oak wood, sanded or end jointed, thickness > 6mm	21.160	136.160	33.050	82.446
4407910090	Oth of oak wood, oth planed & sanded or end jointed, thickness > 6mm	1.764.360	4.145.427	1.062.456	2.765.367
4407920090	Oth of beech wood, oth planed & sanded or end jointed, thickness > 6mm	44.358	274.783	23.142	197.906
4407930010	Oth of maple wood, planed thickness > 6mm	2.096	25.676	25.724	60.892
4407930090	Oth of maple wood, oth planed & sanded or end jointed, thickness > 6mm	302.041	865.610	163.936	420.780

I.3. IMPOR MENURUT KOMODITI / IMPORT BY HS COMMODITY
***** MARET / MARCH 2010 *****

HS	Uraian Komoditi Commodity Description	Berat Bersih / Net Weight (Kg)		Nilai / Value C.I.F (US\$)	
		Bulan ini Current Month	Kumulatif Cum.Jan. to date	Bulan ini Current Month	Kumulatif Cum.Jan. to date
4407940090	Oth of cherry wood,oth planed&sandedor end jointed, thickness>6mm	0	310.330	0	56.024
4407950090	Oth of ash wood,oth planed&sandedor end jointed, thickness>6mm	226.209	836.991	274.693	1.004.851
4407990010	Oth wood sawn or chipped lengthwise,sliced or peeled, planed thickness>6mm	53.481	501.753	91.927	341.733
4407990020	Oth wood sawn or chipped lengthwise,sanded or end jointed thickness>6mm	44.450	88.900	55.800	111.600
4407990090	Oth wood sawn or chipped lengthwise,planed or sanded thickness>6mm	2.444.532	4.766.287	1.813.108	3.500.411
4408101000	Cedar wood slats prepared for pencilmanufact;radiata pinewood for blockboard	20.754	137.373	12.643	379.186
4408103000	Face veneer sheets, coniferous	25.531	236.685	101.562	403.509
4408109000	Coniferous,oth cedar wood slats,faceveneer sheets	136.488	535.506	194.587	817.452
4408310000	Dark red meranti, light red meranti andmeranti bakau of the tropical wood	771	204.802	2.142	141.166
4408399000	Oth jelutong wood and oth woodprepared for pencil manufact	462.868	1.268.801	742.578	2.105.741
4408900000	Oth sheets for veneering and of thetropical wood of thickness < 6 mm	190.684	1.383.020	596.175	2.577.674
4409100000	Coniferous wood cotin shaped	23.587	23.588	37.990	38.041
4409210000	Non coniferous wood cotin shapedof bamboo	15.110	82.163	12.340	62.341
4409290000	Oth non coniferous oth teak stripsfriezes for parquet flooring	22.544	174.623	43.794	155.044
4410110000	Particle board & similar board of wood	20.532.763	50.253.711	4.641.372	11.220.027
4410120000	Oriented strand & waferboard of wood	74.750	74.750	29.121	29.121
4410190000	Oth particle board,oriented strand board(osb) of wood	949.934	2.277.315	373.585	882.803
4410900000	Particle board & similar board ofother ligneous materias	252	277.103	8.778	82.376
4411120000	Medium density fibreboard (mdf)of a thickness < 5mm	2.030.244	5.714.537	768.757	2.166.159
4411130000	Medium density fibreboard (mdf)of a thickness > 5mm and < 9 mm	1.279.813	2.066.066	600.298	995.708
4411140000	Medium density fibreboard (mdf)of a thickness > 9 mm	3.294.540	10.966.595	1.308.310	4.362.900
4411920000	Oth fibreboard of a density >0.8g/cm3	322.737	838.839	197.365	493.660
4411930000	Oth fibreboard of 0,5g/cm<density<0,8g/cm3	1.263.342	4.157.780	473.878	1.560.934
4411940000	Oth fibreboard of a density <0.5g/cm3	300.671	1.265.001	118.756	482.423
4412100000	Plywood,veneered panel&similar laminated of bamboo	8.240	40.556	33.533	76.186
4412310000	Oth plywood,each thick.<6mm with atleast one outer ply of tropical wood	1	104.355	1	74.839
4412320000	Oth plywood,each thick.<6mm with atleast one outer ply of non coniferous	128.500	1.330.533	50.221	890.906
4412390000	Oth plywood consisting solely of sheetsof wood of each thick < 6 mm	970.244	5.652.981	572.053	3.061.452
4412940000	Oth plywood of blockboard,laminboardand battenboard	27.638	29.433	74.185	83.305
4412990000	Veneered panels&similar w/at least oneother wood	1.563.578	4.248.214	896.209	2.376.664
4413000000	Densified wood, in blocks,plates,stripsof profile shapes.	78.675	213.453	119.994	375.252
4414000000	Wooden frames for paintings, photo-graphs mirrors or similar objects.	8.049	29.156	15.218	163.586
4415100000	Cases, boxes, crates, drums & similarpackings; cable-drums	39.007	47.147	87.953	117.537
4415200000	Pallets,box pallets& other load boards;pallet collars	232.038	706.885	1.474.041	4.406.886
4416001000	Staves of wood	0	3.524	0	12.533
4416009000	Casks,barrels,each thick.<6mm with atleast one outer ply of tropical wood	143	363	1.453	4.523
4417000000	Tools,tool bodies,tool handles,broom orbrush bodies & handles, of wood	60.587	197.780	154.239	304.809
4418100000	Windows,french-windows&their framesof wood	5	5	45	45
4418200000	Doors & their frames & thresholdsof wood	40.373	166.764	33.878	174.257
4418400000	Shuttering for concrete construal workof wood	0	36.433	0	236.168
4418720000	Assembled flooring panel for multilayerof wood	7.045	373.860	19.711	416.269
4418790000	Oth assembled flooring panels of wood	0	90.142	0	78.299
4418901000	Cellular wood panelscellular wood panels	2.536	2.536	1.142	1.142
4418909000	Other builders joinery & carpentryof wood	152.193	423.493	144.434	364.985
4419000000	Tableware and kitchenware, of wood.	31.036	68.053	30.792	65.402
4420100000	Statuettes & oth ornaments, of wood	1.219	5.009	814	19.770
4420901000	Wooden articles of furniture not fallingin chapter 94	24	219	76	1.509
4420909000	Oth wood marquetry and inlaid,casketand similar articles of wood	22.700	64.722	29.069	127.763
4421100000	Clothes hangers of wood	30.307	123.292	115.435	440.380
4421901000	Spools, cops & bobbins, sewing threadreels and the like of wood	935	3.611	8.200	16.761
4421902000	Match splints	4.862	4.862	23.159	23.159
4421903000	Wooden pegs or pins for footwear	1.837	22.414	5.074	46.411
4421904000	Candy-sticks, ice-cream sticks & icecream spoons	61.123	137.885	24.091	89.531
4421907000	Fans & handscreens, frames & handlesof wood	21.255	55.290	32.035	52.846
4421908000	Toothpicks of wood	15.713	157.305	6.798	95.969
4421909100	Horse and bullock gear of wood	0	138	0	3.071
4421909200	Prayer beads of wood	1.628	2.269	2.953	14.507
4421909900	Other wooden articles	103.528	308.083	378.389	920.482
4501100000	Natural cork, raw or simply prepared	25	1.106	1.145	12.581
4501900000	Waste cork; crushed, granulated orground cork.	43	388	346	11.241
4502000000	Natural cork,debarked or roughly squareor in rectangular (includ square)blocks	2.770	2.770	5.890	5.890
4503100000	Corks and stoppers	3.222	4.622	16.236	19.758
4503900000	Other articles of natural cork.	21.659	47.151	51.852	104.959
4504100000	Blocks, plates, sheets & strip; tiles ofany shape; of agglomerated cork	4.105	10.699	31.104	81.388
4504900000	Other articles of agglomerated cork	70.455	124.405	201.192	410.670
4601210000	Mats, matting and screens of vegetablematerials of bamboo	33.639	60.055	26.317	40.969
4601220000	Mats, matting and screens of vegetablematerials of rattan	0	8.462	0	13.597
4601290000	Oth mats,matting & screens of vegetablevegetable of material	658	686	1.847	2.357
4601929000	Other products of bamboo	0	56	0	42
4601939000	Other products of rattan	0	11	0	688
4601991000	Mats and matting of other material	494	1.303	20.403	28.758
4601992000	Plaits & similar products of plaitingof other material	0	6.863	0	27.763
4601999000	Screens of other material	4.204	13.225	9.184	27.539
4602110000	Basketwork, wickerwork & other articles,of vegetable material of bamboo	1.850	4.229	9.260	10.748
4602120000	Basketwork, wickerwork & other articles,of vegetable material of rattan	0	49	0	120
4602190000	Basketwork, wickerwork & other articles,other vegetable material	123	5.422	2.882	11.536
4602900000	Basketwork, wickerwork & other articles,of other materials	62	3.011	2.946	22.490
4701000000	Mechanical wood pulp.	10.567.656	30.184.312	6.094.009	17.064.840

I.3. IMPOR MENURUT KOMODITI / IMPORT BY HS COMMODITY
***** MARET / MARCH 2010 *****

HS	Uraian Komoditi Commodity Description	Berat Bersih / Net Weight (Kg)		Nilai / Value C.I.F (US\$)	
		Bulan ini Current Month	Kumulatif Cum.Jan. to date	Bulan ini Current Month	Kumulatif Cum.Jan. to date
4702000000	Chemical wood pulp, dissolving grades.	33.762.805	70.663.477	30.596.190	65.530.526
4703110000	Chemical wood pulp, soda, oth than dissolving grades,unbleached,coniferous	1.476.987	8.378.257	984.410	4.998.379
4703210000	Chemical wood pulp, soda, oth than dissolving grades,bleached,coniferous	32.919.198	101.200.966	22.942.852	67.707.964
4703290000	Chemical wood pulp, soda, oth than dissolving grades,bleached,non coniferous	14.483.368	45.775.775	10.067.340	29.825.678
4704110000	Chemical wood pulp,sulphite,oth than dissolving grades,unbleached,coniferous	803.603	2.166.953	455.277	1.265.736
4704210000	Chemical wood pulp,sulphite,oth than dissolving grades,bleached,coniferous	995.794	3.371.938	666.636	2.167.901
4704290000	Chemical wood pulp,sulphite,oth than dissolving grades,bleached,non coniferous	2.847	23.316	5.410	44.787
4705000000	Wood pulp obtained by a combination ofmechanical & chemical pulping processes	5.454.597	15.310.160	3.365.843	9.286.700
4706100000	Cotton linters pulp	494.465	1.291.347	1.397.684	3.898.831
4706200000	Pulps of fibres derived from recovered(waste & scrap) paper or paperboard	522	1.221	2.727	5.194
4706300000	Pulps of fibres derived from recoveredof oth than bamboo	1.170	2.501	17.083	26.167
4706910000	Mechanical pulps of fibres derived fromrecovered paper or paperboard	1.087.595	1.935.289	728.117	1.492.858
4706920000	Chemical pulps of fibres derived fromrecovered paper or paperboard	1.146.086	2.052.744	1.078.475	2.193.718
4706930000	Semi chemical pulps of fibres derivedfrom recovered paper or paperboard	25.920	25.920	92.774	92.774
4707100010	Unbleached kraft paper or paperboardfor paper making purposes	96.729.607	308.831.710	19.602.869	56.746.346
4707100090	Unbleached kraft paper or paperboardfor oth purposes	2.477	3.632	5.366	9.763
4707200010	Oth paper,bleached chemical pulp,notcolored, for paper making purposes	8.293.347	24.514.296	2.745.923	7.974.144
4707200090	Oth paper,bleached chemical pulp,notcolored, for oth purposes	1.221	1.746	11.895	13.247
4707300010	Paper made mainly of mechanical pulpfor paper making purposes	53.135.759	190.270.033	10.882.923	37.926.605
4707300090	Paper made mainly of mechanical pulpfor oth purposes	0	5.406	0	13.880
4707900010	Other paper, unsorted waste & scrap,for paper making purposes	5.346.162	59.871.856	935.218	9.620.707
4707900090	Other paper, unsorted waste & scrap,for oth purposes	4	966	231	8.304
4801001000	Newsprint, in rolls or sheets.weighing not more than 55 g/m2	167	8.395	1.166	15.990
4801009000	Newsprint, in rolls or sheets.weighing more than 55 g/m2	771.374	1.094.305	525.686	783.525
4802100000	Hand-made paper and paperboard	2.624	7.007	4.218	47.009
4802200000	Paper and paperboard of a kind used asfor photo sensitive,heat-sensitive	36.198	101.943	141.762	288.625
4802400000	Wallpaper base	3.386	35.651	22.073	70.579
4802541000	Paper,no fibres used in manufac gypsboard computercards,weight <40g/m	169	1.661	6.140	20.690
4802549010	Aluminium base paperweighing<20gm2 in rolls >15cm	189.081	574.003	329.654	657.478
4802549090	Oth carbonising base paperweighing<20gm2 in rolls >15cm	1.872.826	5.215.734	802.336	2.324.004
4802552100	Fancy paper and paperboard,in rolls of width of = 15 cm	0	3	0	100
4802552900	Fancy paper and paperboard,other than in roll of with of >15cm	1.230.703	1.595.887	969.168	1.241.497
4802559000	Paper,no fibres, for other purpose40< weight <150 g/m,roll	1.287.849	3.699.891	1.448.564	4.405.215
4802562900	Oth fancy paper & paperboard	0	1.794	0	29.290
4802569000	Paper,no fibres, for other purpose40< weight <150 g/m,sheet	726.747	1.111.588	553.934	911.790
4802570000	Other paper & paperboard, weight>40g/m2and = 150g/m2	316.161	609.158	275.586	587.451
4802582900	Fancy paper and paperboard,oth in rollwidth<=15cm/in rectang sheet<36cm	37	65.879	68	70.480
4802589000	Oth paper,no fibres, for other purposeweight >150 g/m	867.065	4.298.765	471.108	2.381.644
4802611000	Paper, fibres>10%, aluminium paperpaper,in rolls	14	14	257	257
4802619000	Paper,fibres>10%,oth aluminium paper,banknotes,printing,writing,in rolls	95.818	442.280	100.631	367.813
4802621000	Paper, fibres, aluminium paper basein sheets with 435< one side <297mm	1	937	3	15.915
4802629000	Oth paper,fibres, for other purpose,in sheets with 435< one side <297mm	1.972	24.396	13.092	131.786
4802690000	Oth paper,fibres, for other not purpose,of fibres>10%, paper in roll	235.634	706.563	280.107	964.780
4803003000	Cellulosewadding not further worked thanbeing color,marble throughout the mass	3.315	10.433	25.644	42.926
4803009000	Oth cellulosa wading & tissue paper fortoilet/facial tissue stock&similar paper	212.525	500.974	515.611	1.449.096
4804111000	Kraftliner paper&paperboard,in rolls orsheets,unbleached	25.474	25.792	12.398	17.546
4804119000	Kraftliner paper&paperboard,in rolls orsheets,bleached	1.356.227	4.984.045	598.497	2.471.403
4804191000	Kraftliner paper&paperboard, oth thanof kind used in mnfrte of gipsum boards	1.402	1.674	4.226	6.202
4804199000	Oth kraftliner paper&paperboard	1.945.456	5.509.425	1.159.210	3.254.924
4804211000	Sack kraft paper for making cement bagin rolls or sheets,unbleached	7.412.288	26.179.907	6.200.258	21.285.693
4804219100	Sack kraft paper for making cement bagin rolls or sheets,bleached	143.157	517.414	114.827	477.276
4804219900	Oth sack kraft paper for making cementbag in rolls or sheets,unbleached	259.663	646.798	229.680	548.810
4804291000	Composite papers, in rolls or sheets	0	101.183	0	50.591
4804299000	Oth composite papers, in rolls or sheets	365.822	949.139	219.648	727.138
4804311000	Elect grade insulating kraft paper,weighing 150 g/m,unbleached	10.811	39.711	181.325	327.844
4804313000	Wet strenght 40g to 60g, for plywoodadhesive tape,weigh 150g/m,unbleached	50.746	374.725	62.872	461.503
4804319000	Other kraft paper & wet strenghtweighing 150 g/m,unbleached	357.524	1.958.066	356.616	1.792.326
4804391000	Adheshive tape,40-60g,used in mnfact.weight <= 150g/m2,bleached	368.184	564.493	310.311	479.600
4804399000	Adheshive tape,40-60g,not used inmnfact.,weigh <= 150g/m2,bleached	86.971	525.618	171.634	605.089
4804411000	Elect grade insulating kraft paper,150<weighing< 225 g/m,unbleached	607	608	4.791	4.841
4804419000	Oth elect grade insulating kraft paper,150<weighing <225 g/m,unbleached	1.282.874	2.506.768	862.133	1.875.407
4804420000	Bleached uniformly throughout the mass&>95% wood fibres,150<weigh<225 g/m	0	60.329	0	145.455
4804490000	Other kraftpaper& paperboard150<weighing< 225 g/m	3.405	15.241	20.919	88.896
4804511000	Elect grade insulating kraft paper,pressboard weighing >600g/m,unbleached	0	4.243	0	12.440
4804519000	Oth wet strenght 40g to 60g,for plywoodadhesive tape,weigh>225g/m,unbleached	0	673.939	0	324.395
4804521000	Bleached of kind used in the manufact ofgypsum boards	0	125.663	0	40.212
4804529000	Bleached oth of kind used in themnfrt of gypsum boards	101.397	262.771	216.689	493.346
4804590000	Other kraftpaper& paperboardweighing 225 g/m or more	87.858	130.777	94.674	412.065
4805110000	Uncoated paper&paperboard,semichemicalfluting paper,rolls or sheets	216.374	1.136.148	116.717	481.701
4805129000	Uncoated paper&paperboard,oth semichemical, straw flutingpaper,rolls,sheets	31	25.005	1.072	57.538
4805191000	Uncoated paper&paperboard,oth flutingpaper	28.129	87.385	70.233	214.801
4805199000	Oth uncoated paper and paperboard,in rolls or sheets	2.691.360	6.295.186	1.216.492	2.711.308
4805240000	Uncoated paper&paperboard,testlinerweighing 150 g/m2 or less	51.324	220.111	21.980	89.143
4805251000	Uncoated paper&paperboard,testlinerweighing >= 150 g/m2	75.993	120.522	34.193	51.973
4805259000	Uncoated paper&paperboard,testlineroth of weighing >= 150 g/m2	1.267.163	3.418.896	623.435	1.706.913
4805309000	Paper,sulphite wrapping paper,oth colored match wrapping paper	37.329	71.330	33.709	67.420
4805400000	Filter paper and paperboard	487.896	1.358.401	1.706.592	4.645.570
4805500000	Felt paper and paperboard	648	7.473	10.173	35.391

I.3. IMPOR MENURUT KOMODITI / IMPORT BY HS COMMODITY
***** MARET / MARCH 2010 *****

HS	Uraian Komoditi Commodity Description	Berat Bersih / Net Weight (Kg)		Nilai / Value C.I.F (US\$)	
		Bulan ini Current Month	Kumulatif Cum.Jan. to date	Bulan ini Current Month	Kumulatif Cum.Jan. to date
4805911000	Paper used as packing of flat glassproduct, resin<0,6%,wg<150g/m	72	120	1.013	1.344
4805919000	Uncoated paper&paperboard,oth blotting,&joss paper,weighing150g/m or less	166.263	840.402	193.114	588.747
4805921000	Multi-ply paper and paperboard of150<weighing<225g/m	0	34	0	611
4805929000	Uncoated paper&paperboardof oth 150<weighing<225g/m	1.014.847	3.400.617	522.697	1.779.262
4805931000	Multi-ply paper and paperboardof weighing > 225g/m2	24.602	25.334	18.024	22.064
4805939000	Uncoated paper&paperboard,of other weighing > 225g/m2	1.293.420	3.075.903	878.529	2.347.747
4806100000	Vegetable parchment	35.169	196.098	89.655	550.882
4806200000	Greaseproof papers	79.811	183.935	149.662	291.724
4806300000	Tracing papers	11.959	64.282	43.071	166.833
4806400000	Glassine and other glazed transparentor translucent papers	729.303	1.955.033	939.069	2.555.570
4807000000	Composite paper and paperboard notsurface-coated or impregnated	1.213.387	3.011.687	706.881	1.746.892
4808100000	Corrugated paper&paperboard,whether ornot perforated,in rolls or sheets	214.260	1.087.600	254.657	831.469
4808200000	Sack kraftpaper,creped,crinkled,whether,not embossed or perforat,rolls or sheets	7.044	12.745	46.133	76.679
4808300000	Oth kraftpaper,creped or crinkle,whetheror not embossed or perforated	46.476	72.674	68.446	133.491
4808901000	Paper&paperboard,embossed paperfancypaper used printing,cover,lining	4.331	4.812	102.894	108.026
4808909000	Paper&paperboard,oth embossedfancypaper used printing,cover,lining	148.007	290.444	235.864	767.515
4809200000	Self-copy paper	23.422	48.750	44.851	88.838
4809900000	Other self-copy paper	286.421	492.840	469.775	903.015
4810134000	Paper&paperboard for photo,heat,elect.in rolls papers of width <15cm	42.206	42.261	47.469	47.556
4810135000	Paper&paperboard for photo,heat,elect.in rolls papers of oth width <15cm	32	162	285	1.790
4810139010	Banknotes paper, in rollsof a width <= 15 cm	560.979	960.732	5.900.099	11.820.103
4810139090	Oth coated writing and printing paperbanknotes paper,in rolls	932.324	2.574.160	894.468	2.440.861
4810145000	Paper&paperboard for photo,heat,elect.sensitive 297<one side>435mm,in sheets	0	136	0	358
4810146000	Paper&paperboard for photo,heat,elect.of width < 15cm	22.882	27.712	196.567	283.448
4810149090	Oth coated writing &printing paperbanknotes paper,in sheets	72	21.438	160	64.183
4810190010	Other Banknotes paper	133.304	719.411	1.089.199	5.993.496
4810190090	Oth banknotes paper,coated writing&printing paper, one side>435mm	257.516	442.648	278.238	1.156.116
4810223000	Paper&paperboard for photo,heat,elect.sensitive,light weight coated paper	21.502	84.464	21.072	88.913
4810229000	Oth aluminium paper base, light-weigtcoated paper	1.868.026	4.006.243	1.514.492	4.342.351
4810294000	Oth paper&paperboard for photo,heat,elect. oth light weight coated paper	0	574	0	1.646
4810295000	Oth paper&paperboard, oth in rollof a width 15cm<one side<36cm,unfolded	0	22.548	0	29.274
4810299000	Oth aluminium paper base and artpaper oth light weight coated paper	640.534	2.082.885	902.407	2.235.491
4810312000	Kraftpaper,for separate batery plate,width<=15cm,15cm<side>36cm,bleached	0	32	0	255
4810313000	Kraftpaper,for separate batery plate,width<=15cm,15cm<side>36cm,unbleached	3	8	9	18
4810319000	Kraft paper,paperboard, not for writing,printing, other grafic purp, <=150 g/m2	36	182.957	2.540	93.398
4810322000	Paper & paperboard,bleached,in rollwidth<=15cm,side<=36cm,weight=150g/m2	0	15	0	22
4810329000	Kraft paper,paperboard, not for writing,printing, other grafic purp, >150 g/m2	611.819	2.006.918	655.407	1.925.190
4810392000	Paper as interleaf mtrl in proc batteryroll < 15cm, rect < 15 x 36 cm2	5.256	5.257	37.338	37.355
4810399000	Kraft paper and paperboard in other size	206.557	394.803	213.904	400.310
4810921000	Gray backboard, multi ply	67.767	587.060	44.337	359.670
4810923000	Paper colored for computer card,oth multi ply	695	21.758	6.369	38.702
4810929000	Oth paper colored for computercard & gray backboard, multi ply	321.634	3.102.816	255.731	1.904.507
4810992000	Oth paper and paperboardof multi ply	1.600	1.600	7.800	7.800
4810999000	Oth paper colored for computer card,oth multi ply	710.928	1.385.898	559.410	1.229.936
4811010000	Tarred, bituminised/asphalted paper &paperboard, in roll <15cm, rect<15x36cm2	6.342	22.645	36.273	157.596
4811090000	Tarred, bituminised/asphalted paper &paperboard, in other size	308.147	847.459	428.642	1.258.855
4811411000	Gummed or adhesive paper&paperboard,self-adhesive	106.298	628.460	455.185	1.841.192
4811419000	Gummed or adhesive paper&paperboard,oth self-adhesive	916.043	1.768.090	1.868.481	4.086.840
4811491000	Oth gummed or adhesive paper&paperboardself-adhesive	17.892	53.997	201.829	464.761
4811499000	Oth gummed or adhesive paper&paperboardoth self-adhesive	254.682	782.054	419.652	1.389.037
4811511000	Paper coated,impregnated or coveredwith plastic, bleached,wg>150g/m	1.360	2.121	2.320	4.044
4811512000	Paper coated,impregnated or coveredoth in sheets 15<oneside<36cm unfolded	20.948	20.980	25.922	26.359
4811519000	Paper coated,impregnated or coveredwith plastic, unbleached,wg>150g/m	1.031.478	2.973.077	1.506.518	4.358.591
4811591000	Paper coated,impregnated or coveredoth for mnftre of papercup bottoms	73.984	178.594	654.614	1.189.034
4811592000	Oth paper coated,impregnated or coveredand with a lining of aluminium foil	1.260.245	3.367.586	4.399.101	16.373.505
4811599000	Oth paper coated,impregnated or coveredwith plastic,oth bleached,wg>150g/m	662.784	2.516.048	2.018.934	7.377.863
4811601000	Paper coated,impregnated or coveredwith wax,paraffin,stearin,oil,glycerol	709	1.983	18.183	37.709
4811609000	Paper coated,impregnated or coveredwith oth wax,paraff,stearin,oil,glycerol	158.301	189.668	185.416	248.552
4811903000	Oth paper, paperboard,cellulose waddingweb of cell fibr roll<15cm,rect<15x36cm2	832	4.677	6.252	28.627
4811909000	Oth paper, paperboard,cellulose waddingweb of cell fibres other size	1.056.737	2.843.378	3.199.793	8.086.491
4812000000	Filter blocks,slabs&plates,of paperpulp	29.373	53.726	145.323	278.554
4813100000	Cigarette paper,in the formof booklets or tubes	134.995	310.365	716.318	1.710.931
4813200000	Cigarette paper,in the form in rolls ofa width not exceeding 5 cm	271.089	660.510	931.033	2.353.152
4813900000	Cigarette paper,oth in the of booklets,tubes & in rolls	476.151	1.413.491	1.515.523	5.519.818
4814200000	Wallpaper&similar wall coverings,the face side,with a grained,embossed,	71.358	236.323	140.684	591.041
4814900000	Wallpaper&similar wall coverings,oth with transparent protective plastics	266.671	771.582	490.025	1.589.020
4816200000	Self-copy paper (other than of 48.09)	0	16.217	0	44.870
4816900000	Other heat transfer paper & offsetplates of paper	76.058	316.380	296.695	872.954
4817100000	Envelopes	24.788	90.883	174.346	729.373
4817200000	Letter cards,plain postcards andcorrespondence cards	15.440	29.243	33.490	108.934
4817300000	Boxes,pouches,wallets & writingcompendiums,of paper or paperboard,	35.486	81.242	104.739	325.457
4818100000	Toilet paper	3.105	19.084	1.074	26.204
4818200000	Handkerchiefs,cleansing or facialtissues & towels	147.195	349.795	327.102	909.561
4818300000	Tablecloths and serviettes	1.881	18.108	12.859	59.149
4818401100	Napkins & napkin liners for babies &similar sanitary articles	959.107	2.613.390	2.392.098	6.581.542
4818401900	Oth napkins & napkin liners for babies &similar sanitary articles	1.036.202	2.601.398	3.249.653	8.150.950
4818402000	Sanitary towels,tampons & similararticles	1.189.140	4.247.866	4.256.973	14.845.500
4818500000	Articles of apparel & clothing,surgical face masks	20.071	109.155	283.051	1.371.403

I.3. IMPOR MENURUT KOMODITI / IMPORT BY HS COMMODITY
***** MARET / MARCH 2010 *****

H S	Uraian Komoditi Commodity Description	Berat Bersih / Net Weight (Kg)		Nilai / Value C.I.F (US\$)	
		Bulan ini Current Month	Kumulatif Cum.Jan. to date	Bulan ini Current Month	Kumulatif Cum.Jan. to date
4818900000	Oth articles of apparel & clothing,oth surgical face masks	86.271	254.061	361.011	755.339
4819100000	Cartons,boxes & cases, of corrugatedpaper or paperboard	1.184.737	3.383.271	1.758.688	5.832.542
4819200000	Boxes, of non corrugated paper &paperboard	1.494.638	3.765.134	5.112.352	14.585.032
4819300000	Sacks&bags,base of a width>40cmfor cement or fertizer packing	308.177	589.417	547.172	1.018.113
4819400000	Other sacks and bags, including cones	109.527	474.934	441.094	1.360.696
4819500000	Other packing containers,includ recordsleeves	135.789	523.839	516.493	2.159.676
4819600000	Box files,letter trays,storage boxes&similar articles,used in offices,shops	63.234	118.789	171.651	413.278
4820100000	Registers,account books,note books,receipt books,&similar articles	90.007	193.812	240.143	601.094
4820200000	Exercise books	39.601	61.791	101.691	144.048
4820300000	Binders(other than book covers),folders&file covers	859	3.894	8.245	30.510
4820400000	Manifold business forms& interleavedcarbon sets	5.980	8.620	20.386	28.405
4820500000	Albums for samples or for collections	5.262	17.778	39.867	87.029
4820900000	Other exercise book,binders,manifold,albums	10.105	47.365	56.386	247.770
4821101000	Printed,labels that form of packing forjewellery,small objects & the like	94.057	358.718	1.199.251	4.176.389
4821109000	Printed,oth labels that form of packingfor jewellery,small objects & the like	328.975	915.986	3.755.054	10.126.812
4821901000	Oth printed,labels that form of packingfor jewellery,small objects & the like	14.522	73.148	163.585	706.247
4821909000	Oth printed,oth label that form of packfor jewellery,small objects & the like	116.819	407.443	1.361.134	3.844.276
4822100000	Bobbins,spools,cops&similar of pulpof a kind used for winding textile yarn	12.189	37.694	32.648	125.698
4822900000	Bobbins,spools,cops&similar of pulpoth of a kind used for wind textile yarn	119.242	338.317	226.154	670.013
4823200000	Filter paper in rolls or sheets	187.418	519.806	1.092.508	2.760.769
4823401000	Cardiograph recording paper	51	326	3.983	11.385
4823409000	Oth paper for self recording for otherapparatus	45.631	98.906	167.139	408.044
4823610000	Trays,dishes,plates,cups&the like,ofpaper or paperboard of bamboo	3	3	34	34
4823690000	Trays,dishes,plates,cups&the like,ofpaper or paperboard of oth than bamboo	24.471	79.015	99.643	258.998
4823700000	Gaskets and washers,moulded orpressed artcles of paper pulp	30.774	75.897	110.139	260.666
4823901000	Other paper, cocooning frames forsilkworms	4.041	22.124	63.970	317.479
4823902000	Sterilization indicators,not gummed,cocooning frames for silk-worms	8.411	8.170	18.090	23.324
4823903000	Cup stock board (l.e. polyethylene (pe)in rels of width of less than 10 cm	11.062	15.190	15.818	28.785
4823904000	Telegraph or teleprinter paper in stripor rolls	18	44	116	270
4823905000	Display cards for jewellery/for smallobjects of personal adornment	0	92	0	740
4823909000	Other,cut to size/shape,other than instrips, rolls or sheets	391.447	1.379.620	1.588.788	4.783.898
4901100000	Print books in official language of impctry for educations, in single sheet	130.196	323.206	612.414	1.018.957
4901910000	Dictionaries,wholly/essentially in theofficial language of the import country	0	9.451	0	92.703
4901991000	Oth educational,wholly/essential in theofficial language of the import country	72.525	89.241	213.242	462.474
4901999000	Oth educational,oth wholly/essential inofficial language of the import country	129.282	370.987	1.330.653	3.245.140
4902100000	Newspapers,journals & periodicalsappearing at least four times a week	175	175	597	597
4902900000	Oth newspapers, journals and periodicals	7.526	20.095	103.615	211.799
4903000000	Childrens picture,drawing or coloringbooks.	46	426	176	2.551
4904000000	Music,printed or in manuscript,whetheror not bound or illustrated.	19	5.463	618	161.649
4905100000	Maps&hydrographic or similar charts ofall kinds,globes	1.602	7.133	18.253	70.886
4905910000	Maps&hydrographic or similar charts ofall kinds,in book form	94	94	86	86
4905990000	Maps&hydrographic or similar charts ofall kinds,in other form	30	122	937	3.295
4906001000	Plans&drawings,including photographicreproduct&carbon copies of plans&drawing	269	1.940	3.192	7.614
4906009000	Plans & drawings, being originals drawnby hand, hand-written texts	2.490	3.888	49.949	64.761
4907001000	Banknotes, being legal tender	0	61	0	970
4907004000	Stock,share/bond certificates&similardocuments of title; cheque forms	0	42	0	110
4907009000	Other banknotes,unused postage, revenue,stock,share & the like	385	879	53.488	123.651
4908100000	Transfers (decalcomanias), vitrifiable	48.672	64.198	499.071	1.025.233
4908900000	Oth than transfers (decalcomanias),vitrifiable	7.573	32.030	197.383	569.457
4909000000	Printed/illustrated postcards, cardgreetings, messages/the like	674	2.472	4.758	12.504
4910000000	Calendars of any kind,printed,includingcalendar blocks.	126	31.734	779	123.701
4911100000	Trade advertising material, commercialcatalogues & the like	27.343	72.015	194.792	569.188
4911912000	Printedmatter,wall pictures&diagram forinstruct purposes;designs&photograph	14	182	1.058	5.114
4911913000	Printed matter,oth printed picturesand photographs	2.326	6.264	20.426	34.967
4911919000	Printed matter,oth anatomical&botanicaldiagram & wall picture	9.792	30.103	52.318	127.508
4911991000	Printed card for jewellery,small objectperson adornment,carried in the pocket	29	86	497	849
4911992000	Printed stickers for explosives	0	21	0	593
4911999000	Oth printed matter, oth printed sticker& printed card	42.248	91.154	208.808	699.737
5001000000	Silkworm cocoons suitable for reeling.	0	1.781	0	9.453
5002000000	Raw silk (not thrown).	0	142	0	250
5004000000	Silk yarn(oth than yarn spun fromsilk waste) not put up for retail sale.	36.652	93.982	53.442	253.311
5005000000	Yarn spun from silk waste,not put upfor retail sale.	300	546	11.954	17.191
5006000000	Silk yarn & yarn spun from silk waste,put up for retail sale;silk-worm gut.	13.865	14.128	6.029	15.675
5007100010	Fabrics of noil silk,bleached/unbleached	2	1.574	402	54.191
5007100090	Fabrics of noil silk, oth than bleached/unbleached	966	3.708	14.491	37.842
5007200010	Oth fabrics,silk/silk waste >85%,oth than noil silk,bleached/unbleached	6.716	48.870	116.581	682.131
5007200090	Oth fabrics,silk/silk waste >85%,oth than noil silk,oth bleach/unbleach	904	1.264	41.897	66.093
5007900010	Oth fabrics,silk/silk waste < 85%,oth than noil silk,bleached/unbleached	118	795	581	25.573
5007900090	Oth fabrics,silk/silk waste < 85%,oth than noil silk,oth bleach/unbleach	2.592	25.841	29.004	355.961
5101110000	Shorn wool, not carded/combed,greasy, including fleece-washed wool	26	757	152	7.777
5101210000	Shorn wool, not carded/combed,degreased, not carbonised	0	65	0	601
5101290000	Oth shorn wool, not carded/combed,degreased, not carbonised	0	39.665	0	91.644
5101300000	Wool, not carded/combed, carbonised	0	24.522	0	169.052
5102190000	Fine animal hair,not carded/combedoth of kashmir (cashmere) goats	99	99	637	637
5105290000	Combed wool not in fragments	31.811	303.848	313.756	2.813.126
5106200000	Yarn,carded, wool < 85% by weightnot put up for retail sale	1.471	14.658	20.610	131.481
5107100000	Yarn,combed, wool > 85% by weightnot put up for retail sale	0	10.564	0	50.847
5107200000	Yarn,combed, wool < 85% by weightnot put up for retail sale	0	325	0	11.439

I.3. IMPOR MENURUT KOMODITI / IMPORT BY HS COMMODITY
***** MARET / MARCH 2010 *****

HS	Uraian Komoditi Commodity Description	Berat Bersih / Net Weight (Kg)		Nilai / Value C.I.F (US\$)	
		Bulan ini Current Month	Kumulatif Cum.Jan. to date	Bulan ini Current Month	Kumulatif Cum.Jan. to date
5108200000	Yarn of fine animal hair not put up for retail sale., combed	0	39	0	3.404
5109900000	Yarn,wool/animal hair < 85%, for retail sale	0	70	0	1.023
5110000000	Yarn,coarse animal hair/of horsehairwether not put up for retail sale	0	75	0	1.532
5111110000	Woven fabric,carded,wool/animal hair>85%, weight < 300 g/m	12.983	43.689	284.424	1.074.716
5111190000	Woven fabric,carded,wool/animal hair>85%, weight > 300 g/m	224	300	6.783	8.708
5111200000	Woven fabric,carded, wool/animal hairmix. mainly w/made filament	0	395	0	7.056
5111300000	Woven fabric,carded, wool/animal hairmix. mainly w/made stapel	22.934	102.233	126.249	802.938
5111900000	Woven fabric,carded, wool/animal hair oth mixed	2.007	2.032	77.241	78.274
5112110000	Woven fabrics,combed wool/animal hair>85%, weight < 200 g/m	0	5.006	0	124.519
5112190000	Woven fabrics,combed wool/animal hair>85%, oth weight > 200 g/m	43.922	73.822	1.152.960	1.854.605
5112200000	Woven fabrics,combed wool/animal hairmix. mainly w/made filament	3.212	15.417	68.637	263.402
5112300000	Woven fabrics,combed wool/animal hairmix. mainly w/made stapel	3.050	28.200	48.561	609.159
5112900000	Woven fabrics,combed wool/animal hair oth mixed	14.024	62.563	206.255	1.089.453
5201000000	Cotton, not carded/combed.	51.947.615	141.589.767	87.998.081	228.937.342
5202100000	Cotton waste,yarn waste	0	2	0	2
5202910000	Cotton waste,garnetted stock	96	778	651	6.271
5202990000	Oth yarn waste & garnetted stock	172	142.954	1.258	164.036
5203000000	Cotton, carded/combed.	291	28.070	11.417	203.670
5204110000	Cotton sewing thread,not for salecont 85%/more by weight of cotton	48.937	65.020	156.717	248.395
5204190000	Cotton sewing thread,not for retail sale oth cont 85%/more of cotton	25.219	125.955	188.137	947.896
5204200000	Cotton sewing thread, for retail sale	34.763	81.373	33.980	93.240
5205110000	Single yarn,of uncombed fibres measur714.29 decitex/more, cotton>85%	702.891	1.967.802	1.641.383	4.474.397
5205120000	Single yarn,of uncombed fibres232<measuring<714.29dec,cotton>85%	323.273	737.077	789.604	1.811.326
5205130000	Single yarn,of uncombed fibres192.31<measuring<232.56 dec,cotton>85%	0	142.865	0	452.119
5205140000	Single yarn,of uncombed fibres125<measuring<192.31dec,cotton>85%	18.528	65.246	116.962	348.014
5205150000	Single yarn,of uncombed fibres measuring<125dec (>80metric number),cotton>85%	5.462	7.788	25.399	39.933
5205210000	Single yarn,of combed fibresmeasuring 714.29dec/more,cotton>85%	17	108.707	200	370.768
5205220000	Single yarn,of combed fibres232.56<measuring<714.29dec,cotton>85%	45.818	207.135	104.100	367.771
5205230000	Single yarn,of combed fibres192.31<measuring<232.56dec,cotton>85%	6.183	18.975	36.703	120.277
5205240000	Single yarn,of combed fibres125<measuring<192.31dec,cotton>85%	80.345	103.965	216.600	293.532
5205260000	Single yarn,of combed fibres106.38<measuring<125dec,cotton>85%	2.296	15.999	13.074	94.848
5205280000	Single yarn,of combed fibres measuring<83.33 decitex (>120metric),cotton>85%	23	23	231	231
5205310000	Cable yarn,of uncombed fibres persingle yarn 14.29dec/more,cott>85%	24.034	48.134	92.641	142.006
5205320000	Cable yarn,of uncombed fibres persingle yarn 232.56<measur<714,29,cott>85%	6.591	104.429	56.251	509.333
5205330000	Cable yarn,of uncombed fibre per single yarn192.31<measuring<232.56,cott>85%	0	96	0	2.543
5205350000	Cable yarn,of uncombed fibres persingle yarn<125 (<14 metric), cotton>85%	1.996	2.054	10.780	11.420
5205420000	Cable yarn,of combed per single yarn232.56<measuring<714.29dec,cotton>85%	5.526	23.006	20.272	111.765
5205430000	Cable yarn,of combed per single yarn192.31<measuring<232.56dec,cotton>85%	11.589	11.589	45.661	45.661
5205440000	Cable yarn,of combed per single yarn125<measuring<192.31dec,cotton>85%	35.372	43.298	320.624	389.910
5205470000	Cable yarn,of combed per single yarn83.33<measuring<106,38dec,cotton>85%	4.400	5.916	52.497	61.460
5205480000	Cable yarn,of combed per single yarn<83,33decitex(>120metric),cotton>85%	16.358	29.078	115.452	195.769
5206110000	Single yarn of uncombed fibres, 714,29 or more (<14 metric), cotton>85%	9.483	31.819	61.017	161.005
5206120000	Single yarn of uncombed fibres,232<measuring<714.29dec,cotton<85%	922	183.088	7.030	347.670
5206220000	Single yarn, of combed fibres,232.56<measur<714.29 dec,cotton>85%	20.232	20.232	39.857	39.857
5206230000	Single yarn, of combed fibres,192.31<measuring<232.56dec,cotton<85%	19.958	19.958	62.041	62.041
5206240000	Single yarn, of combed fibres125<mesuring<192.31 dec	0	3.425	0	13.305
5206320000	Cabledyarn,of uncombed persingle yarn232.56<measuring<714.29dec	2.004	4.551	20.683	67.721
5206410000	Cable yarn,of combed fibres measuringper single yarn 714.29 decitex/more	318	1.818	2.223	9.829
5206420000	Cable yarn,of combed fibres persingle yarn 232.56<measuring<714,29 decitex	0	4	0	91
5206430000	Cable yarn,of combed fibres persingle yarn 192.31<measuring< 232.56decitex	461	461	4.336	4.336
5207100000	Cotton yarn(oth than sewing thread) putcont 85%/more by weight of cotton	8.122	11.427	105.219	161.222
5207900000	Cotton yarn sewing thread put upcont 85%/more by weight of cotton	15.790	19.965	40.518	76.681
5208110000	Unbleached plain weave, weight >=85% of cotton, weighing <= 100 g/m	243.712	640.221	1.325.362	3.857.534
5208120000	Unbleached plain weave >=85% of cotton,weighing > 100 g/m	136.283	886.938	1.583.066	7.788.984
5208130000	Unbleached 3-thread/4-thread twill,incl. cross twill >=85% of cotton	4.458	7.120	72.437	110.890
5208190000	Other unbleached fabrics>=85% of cottonweighing <= 200 g/m	328.566	1.014.355	2.720.544	8.400.323
5208210000	Absorbent fabric bleached for surgical use, cotton >=85%, weighing <=200 g/m	55.808	572.406	218.787	4.244.436
5208220000	Bleached plain weave, weighing > 100g/m	21.360	74.876	154.160	949.452
5208230000	Bleached 3-thread/4-thread twill, inccross twill >=85% of cotton	59.272	141.025	345.993	1.030.227
5208290000	Other bleached fabrics >85% of cottonweighing <= 200 g/m	324.489	1.059.697	2.674.733	7.995.348
5208310010	Plain weave dyed; voile/chemi voileweighing < 100 g/m	17.794	57.874	263.183	805.991
5208310020	Cambrics dyed weighing < 100 m/gweighing < 100 g/m	14.795	132.750	222.565	1.355.743
5208310030	Other garments matter weighing < 100 m/g	30.284	60.699	439.160	781.884
5208310090	Other dyed fabrics weighing < 100 m/g	199.931	907.951	1.424.189	5.784.521
5208320000	Plain weave dyed, weighing > 100 g/m	485.290	1.702.448	4.854.467	17.737.340
5208330000	3-thread/4-thread twill dyed,including twill	14.928	59.246	153.335	491.154
5208390000	Other dyed fabrics >85% weighing < 200 m	43.986	489.270	412.308	2.743.209
5208410010	String fabrics plain weave of different color, weight <= 100 m/g	0	818	0	16.644
5208410090	Other plain weave of different color,weight <= 100 m/g	3.196	35.553	30.234	441.673
5208420010	String fabrics of different colorweighing > 100 g/m	34.323	142.213	573.650	1.672.003
5208420090	Plain weave other than string fabrics of color, weighing > 100 g/m	425.835	956.565	5.322.957	11.838.960
5208430000	Diff.colour,3 or 4-thread twill, woven fabrics, 85% cotton,weight>200g/m2	10.173	18.021	102.986	155.574
5208490000	Other fabrics of different color	17.672	57.106	174.797	603.380
5208510000	Plain weave printed of different color,<= 100 m/g	78.175	171.101	645.156	1.523.249
5208520000	Plain weave printed of different color,> 100 m/g	16.122	61.645	64.637	597.661
5208590000	Other fabrics printed of different color	45.298	106.546	270.479	710.351
5209110000	Plain weave unbleached cont.>=85% of cotton, weight >200 g/m	37.916	81.942	579.542	1.060.899
5209120000	3-thread/4-thread twill unbleached,cont.85% of cotton, weight > g/m	0	18.399	0	235.082

I.3. IMPOR MENURUT KOMODITI / IMPORT BY HS COMMODITY
***** MARET / MARCH 2010 *****

HS	Uraian Komoditi Commodity Description	Berat Bersih / Net Weight (Kg)		Nilai / Value C.I.F (US\$)	
		Bulan ini Current Month	Kumulatif Cum.Jan. to date	Bulan ini Current Month	Kumulatif Cum.Jan. to date
5209190000	Other fabrics unbleached con.85% of cotton, weight > 200 g/m	453.351	1.261.729	4.451.790	13.368.385
5209210000	Plain weave unbleached , cont.85% of cotton, weight > 200 g/m	255	3.355	2.381	37.861
5209290000	Other fabrics unbleached. cont.85% of cotton, weight>200 g/m	127.931	780.098	898.943	5.214.084
5209310000	Plain weave dyed, cont.85% of cotton, weight > 200 g/m	586.700	1.289.374	4.517.514	10.290.157
5209320000	Dyed, 3 or 4-thread twill, incl. twill cont.85% of cotton, weight>200g/m	397.028	1.064.900	3.361.037	10.788.584
5209390000	Other fabrics dyed, cont.85% of cotton weight > 200 g/m	240.126	845.143	1.857.459	6.893.939
5209410000	Plain weave of yarns of diff color, cont 85% of cotton, wght>200 g/m	34.936	174.527	259.468	897.791
5209420000	Denim of yarns diff color, cotton>85%, weight > 200 g/m	502.606	1.263.400	2.144.228	5.450.198
5209430000	Oth fabrics of 3-thread /4-thread cont 85% of cotton, wght>200 g/m	613	25.303	9.181	232.129
5209490000	Other fabrics of yarns diff colors cont 85% of cotton, wght>200 g/m	55.120	736.023	565.047	5.862.483
5209510000	Printed plain weave, cont.85% of cotton weight > 200 g/m	741	741	9.601	9.601
5209520000	Oth. thn plain weave 3 or 4-thread twill, printed, 85% of cotton, wght>200 g/m	3.346	6.100	26.087	45.521
5209590000	Other printed fabric cont.85% of cotton weight > 200 g/m	6.097	92.211	58.059	832.505
5210110000	Unbleached plain weave, cont. <85% of cotton, mixed with m-m-f weight<=200g/m	344.010	1.317.839	1.973.889	7.889.197
5210190000	Oth unbleached fabrics, cont. <85% mixed with m-m-f weight<=200g/m	126.272	367.529	1.042.461	3.629.207
5210210000	Bleached plain weave cont. <85% of cotton, mixed with m-m-f weight<=200g/m	8.073	12.048	118.769	183.041
5210290000	Oth bleached fabrics, cont. <85% of cotton, mixed with m-m-f weight<=200g/m	82.026	410.527	436.590	2.450.867
5210310000	Dyed plain weave cont. <85% of cotton, mixed with mmf weight<=200g/m	89.617	427.570	947.377	4.496.663
5210320000	3-thrd/4-thrd twill, incl. twill<85% of cotton, mix w/m-m-f weight<=200g/m	10.343	37.669	104.208	370.247
5210390000	Other dyed fabrics cont. <85% of cotton, mixed with m-m-f weight<=200g/m	12.962	43.146	268.163	778.912
5210410010	String fabrics of yarns of diff color<85% of cotton, with mmf weight<=200g/m	0	2.718	0	608.531
5210410090	Plain weave other than string fabrics<85% of cotton, with mmf weight<=200g/m	21.261	117.074	183.252	993.877
5210490000	Oth fabrics of diff color cont. <85% of cotton, mixed with mmf weight<=200g/m	79.069	109.207	286.753	504.277
5210510000	Printed plain weave cont. <85% of cotton, mixed with mmf weight<=200g/m	550	3.822	22.185	51.222
5210590000	Other printed fabrics cont.85% of cotton, mixed with mmf weight<=200g/m	48.007	256.228	356.907	2.139.204
5211110000	Unbleached plain weave, cont. <85% of cotton, mixed with m-m-f weight>200g/m	8.742	17.277	39.967	140.354
5211120000	3-thread/4-thread twill unbleachd, incl twill<85% of cotton w/ mmf weight>200g/m	81	841	2.476	11.204
5211190000	Oth unbleached fabrics, cont. <85% mixed with m-m-f weight>200g/m	90.219	164.191	772.280	1.288.141
5211200000	Bleached plain weave cont. <85% of cotton, mixed with m-m-f weight>200g/m	229.316	302.062	1.713.954	2.305.331
5211310000	Dyed plain weave cont. <85% of cotton, mixed with m-m-f weight>200g/m	9.807	87.714	126.239	941.546
5211320000	3-thrd/4-thrd twill, incl. twill<85% of cotton, mix w/m-m-f weight>200g/m	0	4.315	0	32.225
5211390000	Other dyed fabrics cont. <85% of cotton, mixed with m-m-f weight>200g/m	133.137	650.512	781.767	3.801.516
5211410010	String fbrcs of yarn of diff color<85% of cotton, mixed with mmf weight>200g/m	621	642	5.463	6.328
5211410090	Yarns of diff clour oth than string fab<85% of cotton, mxd w/ mmf>200 g/m	21.228	31.267	112.688	170.344
5211420000	Denim of yarns diff color, cotton<85%, mix wth man-made fibr weight>200g/m	159.028	707.992	366.878	1.463.624
5211430000	Oth fabrics of 3-thread/4-thrd<85% of cotton, mixed with mmf weight>200g/m	0	9.273	0	12.709
5211490000	Oth fabrics of diff color cont. <85% of cotton, mixed with mmf weight>200g/m	3.141	3.882	15.962	21.910
5211510000	Printed plain weave cont. <85% of cotton, mixed with mmf weight>200g/m	9.825	12.742	58.338	78.091
5211590000	Oth printed fabrics cont. <85% of cotton, mixed with mmf weight>200g/m	332	24.399	4.569	219.084
5212110000	Unbleached woven fabrics of cotton weight <=200 g/m	603	2.418	6.434	25.659
5212120000	Bleached woven fabrics of cotton weight <=200 g/m	4.588	18.586	50.966	130.158
5212130000	Dyed woven fabrics of cotton weight <=200 g/m	9.457	20.129	54.385	177.302
5212140000	Woven fabrics of cotton of yarns of different color weight <=200 g/m	71.011	234.593	410.012	1.496.204
5212150000	Printed woven fabrics of cotton weight <=200 g/m	748	5.921	8.087	60.957
5212210000	Unbleached woven fabrics of cotton weight > 200 g/m	164.890	304.626	1.199.793	2.562.010
5212220000	Bleached woven fabrics of cotton weight > 200 g/m	662	3.766	27.880	51.086
5212230000	Dyed woven fabrics of cotton weight > 200 g/m	0	607	0	6.221
5212240000	Woven fabrics of cotton of yarns of different color weight > 200 g/m	0	119	0	2.045
5212250000	Printed woven fabrics of cotton weight > 200 g/m	38.368	45.460	163.034	219.990
5301100000	Flax, raw/retted-flax, raw/retted	0	171	0	1.590
5301210000	Broken/scutched flax, broken, scutch-ed/other processed but not spun	2.555	2.634	17.309	18.731
5301290000	Other flax, raw/processed but not spun; flax waste	0	64	0	2.641
5301300000	Flax tow & waste raw/processed but not spun	0	30	0	859
5302900000	Other hemp raw and processed but not spun	0	294	0	3.660
5303100000	Jute & oth textile bast fibres, raw/retted	0	150.167	0	177.195
5303900000	Jute & oth textile bast fibres, processed but not spun	0	248	0	5.543
5305000011	Raw coir coconut fibres	123	123	833	833
5305000021	Raw abaca fibres	0	11.250	0	8.325
5305000029	Abaca fibres processed	0	18	0	45
5305000030	Ramie fibres	0	1.838	0	1.200
5305000090	Oth than coconut, abaca, ramie textile fibres	79.875	356.295	69.390	285.702
5306200000	Multiple (folded)/cabled flax yarn	0	1	0	16
5307100000	Single yarn of jute/of oth textile bast fibres of heading 53.03.	195.001	195.042	234.535	255.651
5307200000	Multiple (folded)/cabled of jute/oth fibres bast fibres of heading 53.03.	987.924	2.960.387	1.035.541	2.714.575
5308901000	Paper yarn	12.900	28.329	44.283	94.831
5308909000	Other paper yarn	51.745	103.455	54.163	133.351
5309110000	Unbleached/bleached woven fabrics of flax cont. >=85% of weight of flax	0	11.894	0	211.886
5309190000	Other woven fabrics of flax cont. >=85% of weight of flax	10.674	148.624	116.393	2.044.912
5309210000	Unbleached/bleached woven fabrics of flax cont. <85% of weight of flax	0	2.705	0	17.649
5309290000	Other woven fabrics of flax cont. <85% of weight of flax	31.116	92.019	459.872	1.226.309
5310100010	Unbleached plain woven fabrics of oth textile bast fibres of head 5303	15.971	86.904	22.198	192.729
5310900000	Other woven fabrics of jute/of oth textile bast fibres of heading 53.03.	19	366	279	2.813
5311000000	Woven fabrics of oth vegetable textile fibres; woven fabrics of paper yarn.	25.601	51.766	88.109	232.241
5401100000	Sewing thread of man-made filament of synthetic filaments	288.261	1.179.512	1.848.782	5.532.649
5401200000	Sewing thread of artificial filament for retail sale	31.428	73.059	91.323	335.326
5402110000	High tenacity yarn of nylon/others polyamide of aramids	24.296	52.064	559.812	1.187.311
5402190000	High tenacity yarn of nylon/others polyamide of oth aramids	294.853	1.069.921	1.521.526	6.718.740
5402200000	High tenacity yarn of polyesters	826.021	2.968.072	1.996.368	6.937.309

I.3. IMPOR MENURUT KOMODITI / IMPORT BY HS COMMODITY
***** MARET / MARCH 2010 *****

HS	Uraian Komoditi Commodity Description	Berat Bersih / Net Weight (Kg)		Nilai / Value C.I.F (US\$)	
		Bulan ini Current Month	Kumulatif Cum.Jan. to date	Bulan ini Current Month	Kumulatif Cum.Jan. to date
5402310000	Textured yarn of nylon/oth polyamidesmeasuring single yarn <= 50 tex	145.576	432.373	925.174	2.396.030
5402320000	Textured yarn of nylon/other poly-amides, measuring single yarn <= 50 tex	66.883	150.974	188.846	455.869
5402330000	Textured yarn of polyesters	676.607	2.226.536	1.481.270	7.723.710
5402340000	Textured yarn of polypropylenesynthetic filament	36.951	123.073	89.850	269.018
5402390000	Other texture synthetic filament yarn	52.013	250.312	267.467	950.454
5402440000	Oth yarn, single, of elastomeric<=50 turns/m	318.020	806.814	2.763.900	6.689.479
5402450000	Oth yarn, single, oth, of nylonor oth polyamides, <=50 turns/m	172.117	659.964	740.840	2.538.410
5402460000	Oth yarn, single, oth,of polyesters,partially oriented, <=50 turns/m	603.555	1.198.912	991.088	2.216.228
5402470000	Oth yarn, single, of oth polyestersfor mdical/srgical use, <=50 turns/mtr	275.711	1.005.335	928.928	2.875.072
5402480000	Oth yarn, single, oth, ofpolypropylene, <=50 turns/m	234.189	568.607	237.644	669.402
5402490000	Oth yarn, single, oth thn, of elast,nylon,polyeste,polypropylene,<=50 trn/mtr	178.648	494.940	1.049.121	2.969.389
5402510000	Oth yarn, single,twist,of nylon/oth polyamides, > 50 turns/m	0	15.661	0	52.002
5402520000	Oth yarn,single,twist, of polyester> 50 turns/mtr	56.447	95.887	113.295	224.323
5402590000	Oth yarn,single,twist,oth th of nylonor oth plyamide&polyester,>=50 trn/mtr	0	1.744	0	21.366
5402610000	Oth yarn of nylon/oth polyamides,multiple/cable	38.046	80.193	71.185	247.661
5402620000	Other yarn of polyester,multiple/cable	56.931	95.955	140.898	263.209
5402690000	Oth yarn,multiple/cable,oth thnof nylon/oth polyamides&polyester	161.356	246.850	347.587	594.467
5403100000	High tenacity yarn of viscose rayon	13.633	57.780	90.541	323.245
5403310000	Other single yarn of viscose rayon, untwisted/with a twist <120 turns/m	278.779	713.955	800.111	2.053.498
5403320000	Other single yarn of viscose rayon, withtwist exceeding 120 turns/m	0	1.000	0	9.360
5403390000	Other single yarn	94.004	192.693	492.142	888.074
5403410000	Other multiple (folded)/cable yarn ofyarn of viscose rayon	45.617	215.686	95.615	573.122
5403420000	Other multiple (folded)/cable yarn ofof cellulose acetate	20.545	85.218	103.752	498.873
5403490000	Other artificial filament yarn	3.638	21.326	27.328	166.708
5404110000	Synth monfilament of elastomeric>=67dctx,dim.<=1mm, width<=5mm	92.618	318.388	400.788	1.515.482
5404120000	Synth.monfilmnt oth,of plypropylne>=67dctx,dim.<=1mm, width<=5mm	0	199.461	0	1.013.133
5404190000	Synth.mnfilmnt oth thn elast&plyprpln>=67dctx,dim.<=1mm, width<=5mm	76.231	256.929	563.177	1.374.959
5404900000	Synthetics other than filamentsexceeds 1 mm, width <= 5 mm	58.442	312.873	47.042	282.026
5405000000	Artificial monofilament >=67 dec, nocross-sect,dim>=1mm,strip and the like	28	28	194	194
5406000000	Man-made flamnt yarn(oth thn sewingthread), put up for retail sale.	6.465	58.621	19.493	152.442
5407101100	Unbleached tyre woven fabrics &conveyor duck	18.716	131.557	122.506	1.108.819
5407101900	Other unbleached other than tyre wovenfabrics & conveyor duck	41.912	108.124	280.920	938.959
5407109100	Tyre woven fabrics & conveyor duckof other woven fabrics of synthcs flmnt	2	13.933	26	212.026
5407109900	Other woven fabrics of synthetics flmntobtained materials of head 54.04	6.774	12.288	119.705	212.073
5407200000	Woven fabric, bleached/no,obtained from strip/the like	83.815	374.025	244.880	2.240.672
5407300000	Fabrics specified in note 9 to section	1.098	17.112	27.669	323.048
5407411000	Woven nylon mesh fabric of untwistedweight >=85% of flmnt of nyln/polyamd	981	28.508	6.319	218.208
5407419000	Woven fabrics obtaind from high tencitymaterials of heading 54.04.	125.452	541.126	1.250.362	3.716.859
5407420000	Dyed woven fabrics weight>=85% offilament of nylon/polyamides	405.367	690.766	3.772.719	7.668.709
5407430000	Woven fabrics of yarn of diff colorsweight >=85% of flmnt of nyln/polyamd	1.271	2.467	17.339	32.761
5407440000	Printed woven fabrics weight>=85%of flmnt of nyln/polyamds	777	4.132	13.121	34.326
5407510000	Woven fabrics, bleachd/no,con.>=85% of txturd polyester flmnt	398.387	1.058.320	2.083.883	5.295.647
5407520000	Dyed woven fabrics cont.>=85% ofweight of textured polyester flmnt	890.415	2.578.116	7.157.161	20.898.498
5407530000	Oth woven fabrics of yarn of diff colorweight>=85% of textrd polyester filament	15.364	106.442	124.840	564.835
5407540000	Printed woven fabrics cont.>=85%,weight>=85% of textrd polyester filament	107.220	401.580	859.739	2.726.891
5407610000	Oth woven fabrics, cont >=85% of byweight of non textured polyester flmnt	1.010.991	3.393.201	6.898.565	21.206.834
5407690000	Oth bleached/unbleached woven fabricscont.>=85% of polyester polymnts	830.696	1.970.630	7.584.656	18.034.990
5407710000	Oth woven fabric,bleachd/no,con.>=85% of txturd polyester flmnt	65.364	255.256	545.974	1.773.543
5407720000	Dyed woven fabrics cont.>=85% ofweight of synthetics filament	81.642	208.610	692.230	1.596.605
5407730000	Oth woven fabrics of yarn of diff color>=85% weight of synthetic filaments	5.563	21.731	45.338	90.304
5407740000	Printed woven fabrics cont.>=85%,weight of synthetics filament	6.949	81.393	46.213	236.041
5407810000	Woven fabrics,bleachd/no,cont.<85% weight of synth flmnt with cotton	7.130	43.447	51.749	453.340
5407820000	Dyed woven fabrics cont.<85% ofweight of synth flmnt with cotton	73.379	224.659	286.293	1.362.799
5407830000	Oth woven fabrics of yarn of diff colorweight<85% of synth flmnt with cotton	40.100	42.989	327.844	354.261
5407840000	Printed woven fabrics cont.<85%,weight of synth flmnt with cotton	24.924	172.171	234.607	1.033.654
5407910000	Woven fabric,bleachd/no,obtaindother than synthetics/cotton filament	15.242	141.980	104.856	215.419
5407920000	Dyed woven fabrics obtained otherthan synthetics/cotton filaments	16.256	143.558	171.350	1.289.168
5407930000	Oth woven fabrics of yarn of diff colorother than synthetics/cotton filament	5.803	5.991	16.142	18.156
5407940000	Printed wiven fabrics obtained otherthan synthetics/cotton filaments	0	2.846	0	29.959
5408101000	Unbleached woven fabrics obtainedfrom high yarn of viscose rayon	4.130	58.575	39.452	518.978
5408109000	Bleached woven fabrics obtainedfrom high yarn of viscose rayon	49.045	225.123	587.028	2.427.776
5408210000	Woven fabrics, bleachd/no,cont.>=85%wght of artificial flmnts/strip	241	241	2.568	2.568
5408220000	Dyed woven fabrics cont.>=85%weight of artificial flmnts/strip	24.213	70.499	182.563	598.005
5408240000	Printed woven fabrics cont.>=85%weight of artificial flmnts/strip of	1.776	22.598	18.386	218.961
5408310000	Woven fabrics,bleachd/no, obtaindof oth artificial flmnt/strip	6.752	11.684	42.617	94.468
5408320000	Dyed woven fabrics obtained of otherartificial flmnt/strip of the like	19.956	22.785	210.306	236.373
5408330000	Oth woven fabrics of yarn of diff colorobtnd of oth artficial flmnt/strip	0	12.095	0	83.222
5408340000	Printed woven fabrics obtained of otherartificial flmnt/strip of the like	139	2.752	1.508	43.397
5501100000	Synthetic filament tow of nylon/other polyamides	31.636	96.233	122.130	348.641
5501200000	Synthetic filament tow of polymers	27.823	823.069	55.322	438.315
5501300000	Synthetic filament tow of acrylic/modacrylic	3.122.140	8.588.143	8.383.060	22.759.353
5501900000	Other synthetic filament tow	45.854	110.594	150.298	508.576
5502000000	Artificial filament tow.artificial filament tow.	2.697.632	6.391.137	13.398.256	31.857.736
5503110000	Synthetic staple fibres of nylon/othrpolyamides of aramids	19.080	42.283	194.808	399.577
5503190000	Synthetic staple fibres of nylon/othrpolyamides oth thn aramids	8.427	43.488	47.423	294.001
5503200000	Synthetic staple fibres of polyesters	4.810.501	13.449.299	6.809.988	18.550.797
5503300000	Synthetic staple fibres of acrylic/modacrylic	2.357.433	7.790.836	6.386.182	20.067.583
5503400000	Synthetic staple fibres of poplypropylene	298.302	885.135	569.109	1.712.601

I.3. IMPOR MENURUT KOMODITI / IMPORT BY HS COMMODITY
***** MARET / MARCH 2010 *****

HS	Uraian Komoditi Commodity Description	Berat Bersih / Net Weight (Kg)		Nilai / Value C.I.F (US\$)	
		Bulan ini Current Month	Kumulatif Cum-Jan. to date	Bulan ini Current Month	Kumulatif Cum-Jan. to date
5503900010	Other synthetic staple fibres of polivinil alcohol	1.778	11.612	17.069	61.931
5503900090	Other synthetic staple fibres of otherthan polivinil alcohol	103.864	357.936	419.256	1.316.676
5504100000	Artifcl staple fibres of viscose rayon,carded/othwise procsd for spning	2.077.443	6.011.036	5.956.043	16.590.624
5504900000	Artifcl staple fibres of viscos rayonnot crded/othwse procs for spin	371.268	646.445	1.065.989	1.901.655
5505100000	Waste of man-made fibres ofsynthetic fibres	15.332	24.259	9.505	62.723
5506100000	Synth staple fibres of nylon/oth polyamides crded,comb othwse procs for spng	2.333	73.406	32.273	1.452.552
5506200000	Synth staple fibres of polyester crded,combed othwse procs for spinning	55.911	195.944	140.717	510.816
5506300000	Synth staple fibres of arcylic/moda-crylic combed othwse procs for spinning	86.053	223.377	230.723	594.672
5506900000	Oth synth staple fibres, carded, combbothwise processed for spinning.	27.998	31.147	82.043	106.042
5507000000	Artificial staple fibres, carded, combbothwise processed for spinning	503	3.497	5.364	54.598
5508100000	Sewing thread of man-made staplefibre of synthetic staple fibres for rta	222.326	1.148.660	1.456.716	4.422.617
5508200000	Sewing thread of man-made staplefibre of artifcial staple fibres for reta	1.548	14.407	10.118	138.700
5509110000	Single yarn cont >=85% by weight ofstaple fibres of nylon/oth polyamides	2.125	2.700	112.200	143.135
5509120000	Multiple/cabled yarn cont>=85% bywght of staple fbre of nylon/oth poly	516	522	1.068	1.216
5509210000	Single yarn cont >=85% by weight ofpolyester staple fibres	31.544	293.381	71.940	576.299
5509220000	Multiple (folded)/cabled yarn cont.>=85% of polyester staple fibres	136.244	348.246	391.034	924.402
5509320000	Multiple/cabled yarn cont>=85% byweight of acrylic/modacrylic staple fbrs	0	1.202	0	6.832
5509410000	Single yarn cont >=85% by weight ofsynthetic staple fibres	110	2.903	5.247	60.023
5509420000	Multiple (folded)/cabled yarn cont.>=85% of synthetic staple fibres	9.044	13.487	75.292	133.249
5509510000	Oth yarn of polyester staple fibresmixed mainly with artificial staple fbrs	57.751	80.256	485.603	622.828
5509520000	Oth yarn of polyester staple fibresmixed wool/animal hair	141	1.904	1.920	8.693
5509530000	Oth yarn of polyester staple fibreswith cotton	0	165.925	0	300.003
5509590000	Oth yarn of polyester staple fibresoth than mixed mainly	548	1.061	4.801	6.558
5509610000	Oth yarn of acrylic/modacrylicstaple fbr mixed with wool/animal hair	1.189	1.190	11.008	11.081
5509690000	Oth yarn of acrylic/modacrylicstaple fibre oth thn cotton&animal hair	0	8.173	0	43.137
5509910000	Other yarn mixed mainly ot solelywith wool/animal fine hair	0	59	0	640
5509920000	Other yarn mixed mainly/solely withcotton	0	166	0	1.469
5509990000	Other yarn of synthetic staple fibresoth thn mix with animal hair&cotton	15.095	61.728	83.334	266.009
5510110000	Single yarn cont >=85% by weight ofartificial staple fibres	22.000	31.961	52.266	98.814
5510120000	Multiple/cabled yarn cont.>=85%by weight/artificial staple fibres	237	272	2.214	2.797
5510300000	Other yarn, mixed mainly/solelycont>=85% of weight of cotton	9.776	24.633	139.716	344.748
5510900000	Other yarn of artificial staple fibrescont>=85% of weight of cotton	106	10.281	1.290	68.545
5511100000	Yarn of synthetic staple fibres, cont.>=85% weight of such fibres	51.430	97.379	268.341	506.181
5511200000	Yarn of synthetic staple fibres, cont.<85% weight of such fibres	0	1.538	0	23.518
5511300000	Yarn of artificial staple fibres put upfor retail sale	636	4.882	15.080	99.216
5512110000	Woven fabrics of synthetic staple fibrecont>=85% weight of polyester staple fbr	55.335	212.920	193.883	863.247
5512190000	Woven fabrcs of synth staple fbr cont>=85% wght,oth than polyester stple fbr	86.898	269.241	568.242	1.945.014
5512210000	Woven fabrics of synthetic staple fibrecont>=85% weight of acrylic/mdcrylic	4.486	5.252	70.875	75.204
5512290000	Woven fabrcs of synth staple fbr cont>=85% wght of oth thn acrylic/mdcrylic	3.863	27.789	55.427	445.479
5512910000	Oth woven fabrics of synth stple fibrecont>=85% weight of acrylic/mdcrylic	698	1.796	15.160	36.602
5512990000	Oth woven fabrics cont>=85% of wghtof acrylic/modacrylic staple fibres	13.717	41.918	202.236	639.364
5513110000	Woven fabrcs of polyester staple fibresplain weave <=85% mix w/cotton <170g/m	36.667	213.036	182.405	1.058.156
5513120000	3-thread /4-thread twill, incl twillpolyester staple fibres <=85% w/cotton	9.567	44.639	74.620	364.334
5513130000	Oth woven fabrcs of polyester stple fbr<=85% mixed wght <170 g/m of cotton fbr	203.935	263.860	1.338.411	1.745.999
5513190000	Oth woven fabrics <85% mixed cottonweight <170 g/m of cotton	148.224	314.168	577.253	1.255.717
5513210000	Dyed woven fabrics of polyester staplefibrs, plain weave <85% of such fibres	129.499	505.184	801.091	3.319.702
5513230000	Oth dyed woven fabrics of polyesterstaple fibres <85%, cotton<170 g/m	46.833	104.622	175.603	500.120
5513290000	Oth woven fabrics <85% such fibres,mixed cotton <170 g/m	14.351	45.085	159.630	555.934
5513310000	Wvn fabrics of yarn of diff color ofpolyester stpe fbrs,plain weave<85% fbrs	41.147	75.422	363.219	579.813
5513390000	Oth woven fabrics<85% of such fibresweight <170 g/m of cotton	12.488	46.456	159.815	363.386
5513410000	Printed polyester staple fibres, plainweave <85% of fbr, cotton<170 g/m	593.632	1.983.708	709.825	2.424.655
5513490000	Other woven fabrics<85% of fibresweight <170 g/m of cotton	59.180	69.760	242.759	335.055
5514110000	Woven fabrcs of polyester staple fibresplain weave <=85%,cotton >170g/m	682	44.262	4.370	245.598
5514120000	Bleached or no,3 or 4-thread twill,polyester stpl fbrs<85%,cotton>170g/m2	0	95	0	55
5514190000	Other woven fabrics<85% of fibresmixed weight >170g/m of cotton	76.496	400.864	364.236	1.872.781
5514210000	Dyed polyester staple fbrs, plain weavestaple fbrs<85%, cotton >170 g/m,dyed	2.808	37.070	22.023	172.235
5514220000	Dyed, 3 or 4-thread twill, incl. twillpolyester stpl fbrs<85%,cotton>170g/m2	21.184	42.561	119.452	239.224
5514230000	Oth dyed woven fabrics of polyesterstaple fbre<85%, cotton >170 g/m,dyed	317	13.432	8.038	93.978
5514290000	Other woven fabrics<85% of fibresmixed weight >170g/m of cotton , dyed	4.180	96.252	40.031	848.639
5514300000	Woven fabrics of synth stple fibre<85%, cotton >170 g/m, diff color	14.639	86.546	90.821	533.828
5514410000	Printed polyester staple fibres, plainweave <85% of fbr, cotton >170 g/m	155	324	2.157	4.204
5514420000	Prnt 3-thread/4-thread twill,incl twlpolyester stple fbr<85%, cotton >170g/m	29.934	96.072	209.874	655.192
5514430000	Oth printd woven fabrics of polyesterstpl fbr <85%, cotton >170 g/m	2.737	21.011	13.706	113.692
5514490000	Other printed woven fabrics<85% suchfibrs, weight >170 g/m of cotton	3.754	72.154	37.596	434.498
5515110000	Oth woven fabrcs of synth stple fbrs ofpolyester stpl fbr mixed w/viscose rayon	268.823	875.851	2.032.237	6.689.346
5515120000	Oth woven fabrcs of synth stple fbrs ofpolyester stpl fbr mixed w/m-made flmnt	25.532	58.037	13.429	137.577
5515130000	Oth woven fabrcs of synth stple fbrs ofpolyester stpl fbr mix w/wool/anml hair	15.323	43.438	163.516	577.621
5515190000	Other woven fabrics of synth stple fbrof other polyester staple fibres	71.781	200.557	606.334	2.083.878
5515210000	Oth wvn fabrcs of acrylic/modacrylicmixed/solely with man-made filament	2.244	2.577	126.532	129.724
5515290000	Oth wvn fabrcs of acrylic/modacrylic mixw/other than man-made flmnt/wool	8.195	65.714	50.364	439.138
5515910000	Oth woven fabrics mixed mainly/solelyman-made filaments	37	16.518	308	163.437
5515990000	Oth woven fabrics mixed mainly/solelywith other than man-made flmnt/wool	18.749	57.497	117.780	438.964
5516110000	Unbleached/bleached woven fabrics ofartificial staple fibre;weight>=85%	4.392	69.439	38.384	215.298
5516120000	Dyed fabrcs of artificial staple fibre;weight>=85% of artificial staple fibres	742	36.176	14.039	373.804
5516130000	Woven fabrics of yarns of diff colorweight>=85% of artificial staple fibres	200	12.316	4.696	130.363
5516140000	Printed woven fabrics of yarns of diffcolor; wght>=85% of artificial staple fb	8.288	46.000	95.740	431.316
5516210000	Un/bleached woven fabrics of artificialstaple fibre mix m-m-f;weight<85%	27.842	42.867	354.636	546.760
5516220000	Dyed woven fabrics of artificialstaple fibre mix m-m-f;weight<85%	31.259	45.581	410.311	604.469

I.3. IMPOR MENURUT KOMODITI / IMPORT BY HS COMMODITY
***** MARET / MARCH 2010 *****

HS	Uraian Komoditi Commodity Description	Berat Bersih / Net Weight (Kg)		Nilai / Value C.I.F (US\$)	
		Bulan ini Current Month	Kumulatif Cum.Jan. to date	Bulan ini Current Month	Kumulatif Cum.Jan. to date
5516230000	Woven fabrics of yarn of diff colorartificial staple fibre;weight<85%	439	439	4.146	4.146
5516240000	Printed woven fabrics of artifcl staplefibre mixed with m-m-f;weight<85%	0	1.355	0	21.440
5516310000	Un/bleached woven fabrics of artificialstaple fibre mixed w/wool;weight<85%	0	7.398	0	13.884
5516320000	Dyed woven fabrics of artificial staplefibre mixed with wool;weight<85%	13	1.682	286	15.249
5516340000	Printed woven fabrics of staple fibremixed with wool;weight<85%	0	5	0	522
5516410000	Un/bleached woven fabrics of artificialstaple fibre mixed cotton;weight<85%	0	17.573	0	28.737
5516420000	Dyed woven fabrics of artificial staplefibre mixed with cotton;weight<85%	0	678	0	6.320
5516430000	Woven fabrics of yarn of diff colorsmixed with cotton;weight<85%	21.718	37.173	116.129	239.776
5516440000	Printed woven fbrcs of artifcl staplefibre mixed with cotton;weight<85%	0	14.529	0	176.141
5516910000	Other un/bleached woven fabrics of staple fbr mixed w/cotton;weight<85%	8.184	23.872	32.328	88.465
5516920000	Other dyed woven fabrics of artificialstaple fibre mixed cotton;weight<85%	18.922	35.020	159.238	360.973
5516930000	Oth woven fabric of yarn of diff colorsstaple fibre mixed cotton;weight<85%	309	309	10.336	10.336
5516940000	Other printed woven fabrics of artifclstaple fibre mixed cotton;weight<85%	23.801	65.907	164.788	554.847
5601100000	Sanitary towels & tampons, napkinsliners for baby&similar sanitary article	9.622	25.795	63.062	98.061
5601210000	Wadding & its articles of man-madefibres	61	454	2.806	11.599
5601221000	Wrapped cigarette tow of man-madefibres	21.743	55.518	242.100	478.844
5601229000	Other wrapped cigarette tow of man-made fibres	2.965	15.705	22.484	135.924
5601290000	Wrapped cigarette tow of other thanman-made fibres	40.287	125.006	129.786	277.558
5601301000	Polyamide fibre flock of waddingmaterial not exceeding 5 length.	1.614	20.510	21.527	124.840
5601309000	Textile flock & dust mill neeps otherthan polyamide fibre flock;<=5 flock	970	13.750	6.603	237.983
5602100000	Needleloom felt & stitch-bonded fibrecovered/laminated.	15.515	81.945	161.649	611.968
5602210000	Oth felt of wool/fine animal hair,notimpregnated,coated,covered	1.255	1.731	20.654	46.954
5602290000	Oth felt of oth textile materials,notimpregnated,coated,covered	2.600	7.532	61.960	168.077
5602900000	Felt, oth thn needleloom&oth felt notimpregnated, coated, covered	25.570	61.961	108.203	304.510
5603110000	Non woven of man-made filament, notimpregnated,cvred/lminated;wght<=25g/m	578.893	1.627.355	1.974.768	4.926.755
5603120000	Non woven of m-m-f, not imprgnated,covred/lminated; 25g/m<weight<70g/m	568.494	1.404.133	2.202.489	6.032.721
5603130000	Non woven of m-m-f, not imprgnated,covred/lminated; 70g/m<weight<150g/m	207.577	691.064	741.224	2.373.725
5603140000	Non woven of m-m-f, not imprgnated,covred/lminated; weight>150g/m	257.598	929.416	1.612.734	6.025.560
5603910000	Non woven of other, weight<=25g/m2	418.214	1.222.276	1.097.782	3.162.049
5603920000	Non woven of other25g/m2 < weighing =<70g/m2	224.792	610.389	867.015	2.368.265
5603930000	Non woven of other70g/m2 < weighing =<150g/m2	26.756	59.720	254.008	618.601
5603940000	Non woven of other, weight<=150g/m2	342.420	903.301	2.051.907	5.026.873
5604100000	Rubber thread & cord, textile coveredand the like head 5404/5405	129.025	325.696	451.599	1.265.650
5604900000	Oth thn rubber thread&cord, textilecovered&the like head 5404/5405	10.085	42.705	96.744	418.568
5605000000	Metallised yarn, whether/not gimped,metallised yarn, whether/not gimped,	8.353	35.525	105.169	258.482
5606000000	Gimped yarn, strip & the like of headgimped yarn, & strip & the like of headi	32.609	102.190	57.040	286.420
5607210000	Binder/baler twine of sisal/othertextile fibres of genus agave	411	80.216	2.998	85.930
5607290000	Othr binder/baler twine of sisal/othertextile fibres of genus agave	30.332	142.939	228.520	498.524
5607410000	Binder/baler twine of polyethylene/polypropylene	833	10.147	6.759	79.094
5607490000	Gimp yarn,oth thn binder/balertwine,of polyethyln/polypropyln	633.297	1.463.424	808.935	2.184.194
5607501000	V-belt cord of man-made fibres treatedresorcinol formaldehyde>=10000 dec	16.089	37.314	141.833	406.007
5607509000	V-belt cord of othr synth fbrs treatedmeasuring more than 10,000 decitex	28.797	100.960	200.045	534.494
5607901000	Other gimped yarn, of artificialsfibres, like of heading 5404/5405	3.324	21.225	44.405	176.065
5607902000	Other gimped yarn, of abaca/othhard fibrs,like of heading 5404/5405	126	1.892	1.380	26.114
5607909000	Other gimped yarn, oth thn of abacaand artificials fibres	93.454	281.393	300.578	597.457
5608110000	Made up fishing net of man-made textilematerials	229.088	878.879	304.124	1.211.151
5608192000	Net bags of man-made textile material	32.067	63.335	101.135	204.379
5608199000	Knotted of twine,oth than man-madetexti. matr.,fishg net&net bags	12.468	35.721	54.558	161.944
5608900000	Other knotted of twine, cordage/ropemade up fishg net and oth	98.240	260.904	389.686	782.599
5609000000	Articles of yarn,strip/the like of head5404/5405,twine, cordage,rope/cable	82.535	214.145	248.029	642.799
5701100000	Articles of yarn,like of head. 5404/5405,of wool/fine animal hair	15	15	159	159
5701909000	Articles of yarn,like of head. 5404/5405,oth than cotton, oth text.matr.	0	7.614	0	6.534
5702200000	Floor covering of coconut fibres (coir)not tufted/flocked	20.711	35.294	27.104	36.788
5702310000	Floor cov of pile construct of wool/fineanimal hair,not made up, not tufted/floc	3.080	6.019	11.006	115.414
5702320000	Floor cov of pile construct of man-madetext mat, not made up,not tufted/flocked	0	743	0	6.151
5702391000	Floor cov of pile construct of cottonnot made up, not tufted/flocked	0	4.793	0	14.935
5702399000	Floor cov of pile construct of othertextile materials, not made up,not tufte	75	128	1.099	1.826
5702420000	Oth floor cov.of pile construct made up,of man-made textile matrsl	231.752	591.710	311.330	931.990
5702499000	Oth floor cov.of pile construct made up,oth thn cotton&jute,oth textile matrsl	0	3.809	0	2.532
5702920000	Oth floor cov.not of pile construct, made up,of man-made textl matrsl	0	33.641	0	83.716
5702991000	Oth flr cov.not of pile cnstrct,made upof cotton,oth textile matrsl	0	5.980	0	6.432
5703100000	Carpet&oth txtl flr cov.,tufted, whthr/not made up,of wool/fine anim.hair	543	543	4.788	4.788
5703200000	Carpet&oth txtl flr cov.,tufted, whthr/not made up,of nylon/oth plyamid	113.146	357.927	341.380	874.746
5703300000	Carpet&oth txtl flr cov.,tufted, whthr/not made up,of oth man-md-txtl mtrsl	138.913	524.988	253.860	1.569.707
5703901000	Carpet&oth txtl flr cov.,tufted, whthr/not made up,of cotton,oth textile matrsl	0	4.203	0	10.102
5704100000	Tiles, having a surface <=0,3m,felt,notufled/flocked,made up/not	0	15	0	290
5704900000	Tiles, having a surface >0,3m,felt,nottufled/flocked,made up/not	385.331	878.971	523.142	1.156.409
5705100000	Oth carpet&oth txtl flr cov.,whthr/not made, of cotton	0	36.163	0	60.886
5705900000	Oth carpet&oth txtl flr cov.,whthr/not made,oth thn cotton&fibres	54.665	164.210	84.241	238.055
5801100010	Woven pile&chenille fbrc,of wool/fine animals hairs,melton cloth(tennis)	7.073	25.744	87.131	312.696
5801100090	Woven pile&chenille fbrc,of wool/fine anml hairs,oth melton cloth(tennis)	402	25.262	5.284	125.815
5801210000	Uncut weft pile fabrics of cotton otherthan fabrics of head 5802/5806	2.463	8.738	22.167	104.427
5801220000	Cut corduroy of cotton oth than fabricof head 5802/5806	14.338	61.966	74.736	377.199
5801230000	Oth weft pile fabrics of cotton oth thnfabrics of head 5802/5806	2.401	10.134	12.983	42.811
5801250000	Warp pile fabrics of cotton, cut, otherthan fabrics of head 5802/5806	2.483	18.707	25.919	150.483
5801310000	Uncut weft pile fbrcs of man-made fbrsother than fabrics of head 5802/5806	0	10.054	0	80.302
5801320000	Cut corduroy of man-made fibres otherthan fabrics of head 5802/5806	20.942	20.942	109.147	109.147
5801330000	Oth weft pile fabrics of man-made fbrsother than fabrics of head 5802/5806	1.234	4.078	12.690	35.311

I.3. IMPOR MENURUT KOMODITI / IMPORT BY HS COMMODITY
***** MARET / MARCH 2010 *****

HS	Uraian Komoditi Commodity Description	Berat Bersih / Net Weight (Kg)		Nilai / Value C.I.F (US\$)	
		Bulan ini	Kumulatif	Bulan ini	Kumulatif
		Current Month	Cum.Jan. to date	Current Month	Cum.Jan. to date
5801340000	Warp pile fbrcs, epingle(uncut) of man-made fbrs othr thn fabr of head 5802/06	0	3.227	0	18.741
5801350000	Warp pile fabrics of man-made fbrs,cut,other than fabrics of head 5802/5806	21.531	56.444	210.334	491.208
5801360000	Chenille fabrics of man-made fribresother than fabrics of head 5802/5806	139	3.404	2.267	15.782
5801901000	Othr carpet & text floor covrng of silkthan fabrics of head 5802/5806	1.509	6.601	2.477	64.064
5801909000	Othr carpet & text floor covrng of oththan silk/fabrics of head 5802/5806	14.763	60.371	85.038	439.757
5802110000	Unbleachd terry towelling&smilar wovenfabrics of cotton othr than head 5806	5.218	5.854	34.948	37.444
5802190000	Bleachd terry towelling&smilar wovenfabrics of cotton othr than head 5806	6.261	17.765	87.750	189.884
5802200000	Terry towelling & imilar ofotr textilemat fbrcs of cotton othr than head 5806	1.153	1.777	11.158	13.578
5802300000	Tufted textile fabrics of cotton otherthan fabrics of head 5806	1.656	2.462	2.804	5.178
5803001000	Gauze, oth thn narrow fbrcs of heading58.06, of cotton	1.263	6.282	9.556	72.595
5804101000	Tulles & other net fabrics of silk,notincl woven fabrics of head 6002 to 6006	2.021	4.281	28.834	105.159
5804102000	Tulles & other net fbrcs of cotton,notincl woven fabrics of head 6002 to 6006	870	4.293	14.906	85.277
5804109000	Tulles&oth net fbr oth than silk/cottoninc woven fabrics of head 6002 to 6006	42.423	119.634	405.564	1.333.611
5804210000	Mechanically made lace of man-made fbrsexcl fabrics of head 6002 to 6004	14.354	72.930	473.058	2.347.568
5804290000	Mechanically made lace of oth textilemat. excl fabrics of head 6002 to 6004	27.882	99.843	539.115	2.060.351
5804300000	Mechanically hand-made lace excl.fabricof head 6002 to 6004	727	7.209	18.282	100.654
5805001000	Hand-woven tapestries of cotton, whetheror not made up	1.203	7.602	9.745	103.133
5805009000	Hand-woven tapestries of other thancotton, whether/not made yp	46.742	47.449	62.137	77.381
5806101000	Woven pile fabrics of silk other thangoods of head 5807	123	15.371	1.539	63.739
5806102000	Woven pile fabrics of cotton otherthan goods of head 5807	2.640	9.968	42.518	149.738
5806109000	Woven pile fabrics of other than silk/cotton other than goods of head 5807	13.056	29.510	143.733	303.820
5806200000	Oth wove fabrics;weight>=5% of elasto-meric yarn/thread	126.685	421.631	1.537.237	6.127.055
5806311000	Narrow woven fabrics of cotton for mfgof inkd ribbon oth thn goods of head 580	1.473	4.463	18.055	66.083
5806312000	Backing for electrical insulating paperother than good of head 5807	555	1.989	12.425	43.952
5806313000	Slide fastener ribbons;width<=12mmother than good of head 5807	144	1.462	1.436	18.620
5806314000	Webbings used in covering piping, polesand the like but goods of head 5807	3.407	4.973	28.691	56.749
5806319000	Other woven fabrics excluding goods ofhead 5807	34.574	59.690	419.584	913.536
5806321000	Narrow woven fabrics of man-made fibresfor seat belt webb excl goods of head 58	116.426	301.920	669.166	2.091.023
5806322000	Slide fastener ribbon;width<=12mm of mffor seat belt webb excl goods of head 58	528	12.724	16.283	179.500
5806323000	Webbings used in covering piping, poles,other than good of head 5807	165	665	29.226	35.229
5806329000	Woven fbrcs of oth than cotton/man-madefbr other than goods of head 5807	237.947	546.614	1.554.409	3.772.362
5806391000	Woven fabrics of silk other than goods of head 5807	318	1.913	4.375	26.969
5806399010	Woven fabr for covering,piping, poles,other than goods of head 5807	1.809	9.204	18.172	65.621
5806399020	Narrow woven fabrics for mfg of ribbonstypewritr, no ink oth than good of head	2.692	11.698	49.532	188.016
5806399030	Narrow fabrics used for slide fastener;width<=12mm	2.271	3.276	12.546	19.301
5806399090	Narrow fabrics used for slide fastener;width>12mm	24.251	38.299	253.612	494.890
5806400000	Fabrics consist of warp without assbldby means of an adhesive	1.829	13.079	22.459	65.503
5807100000	Labels,badges, similar mat of woven,inpiece,strip,shape/size,not embroidere	243.783	723.110	3.393.746	8.944.478
5807900010	Labels,badges, similar mat of non wovenfbr in piece,strip,shape/size,not emb	9.198	25.115	111.286	342.667
5807900090	Labels,badges, similar mat of oth wovenfbr in piece,strip,shape/size,not emb	59.654	142.380	687.825	1.623.680
5808101000	Braid in the piece combined with rubberthreads, without embroidery, not knit/cr	32	4.312	351	92.593
5808109000	Braids not in the piece combined withthreads, without embroidery, not knit/cr	3.692	7.782	64.250	233.134
5808901000	Oth braids combined with rubber threadswithout embroidery, not knittd/crochetec	69.684	142.270	1.095.914	1.976.182
5808909000	Oth braid combined with oth than rubberthreads, without embroidery, not knit/cr	2.509	10.177	37.377	113.336
5809000000	Woven fabrics of metal thread & wovenfabrics of metallised yarn of head 5605	6.394	29.828	42.191	165.418
5810100000	Embroidery without visible ground,in piein strip motifs	0	448	0	18.701
5810910000	Embroidery of cotton, without visiblegorund in piece,in strip motifs	68.062	185.734	881.022	2.755.246
5810920000	Embroidery of man-made fibres, withoutvisible goround,in piece,in strip motifs	8.058	59.908	46.273	1.073.310
5810990000	Embroidery of other textile material,visible goround,in piece,in strip motifs	84.963	472.022	1.045.514	5.262.616
5811000000	Quilted textile prods in the piece,with mat aseembld othr than embdrdy of 5	48.805	72.952	602.308	1.014.895
5901100000	Textile fabrics coated w/gum/amylaceused for covers books and the like	637	2.732	30.511	54.457
5901901000	Textile fabrics coated w/gum/amylacefor tracing cloth	761	2.687	7.194	16.994
5901902000	Textile fabrics coated w/gum/amylaceprepared painting canvas	4.384	5.319	9.781	12.377
5901909000	Textile fabrics coated w/gum/amylacefor other than tracing cloth/paintg c	17.921	90.304	100.227	426.919
5902101000	Chafer canvas type of nylon/oth poly-amides, high tenacity, rubberised	61.805	336.505	437.326	1.014.088
5902109000	Chafer canvas type of nylon/oth poly-amides, high tenacity, not rubberised	1.098.983	3.327.960	4.745.804	14.087.256
5902202000	Chafer canvas type of polyester, highnylon, tenacity, rubberised	0	1.644	0	25.953
5902209000	Chafer canvas type of polyester, highnylon, tenacity, not rubberised	488.127	1.426.961	2.050.565	5.892.728
5902900000	Tyre cord fabric of high tenacity yarn,oth thn nlyn/oth polyumd&polystr	316	2.599	3.168	24.942
5903100000	Textile fabrics impregnat,coat,coverwith polyvinyl chloride	1.761.916	5.649.850	1.947.237	6.422.446
5903200000	Textile fabrics impregnat,coat,coverwith polyurethane	869.293	2.246.604	7.172.231	18.292.005
5903901000	Impregnated textile fbrcs of nylon canvcoated with plastics oth than of head 59	49.992	128.463	476.804	1.173.745
5903909000	Oth imprgntd text fbr of oth han nyloncanvas coated w/plastic oth thn of head	293.855	964.904	2.466.769	7.223.283
5904100000	Linoleum, cut to shape/not,coatingapplied on textile backing	167	167	1.576	1.576
5904900000	Oth linoleum, cut to shape/not,coating applied on textile backing	255	255	2.897	2.897
5906100000	Adhesive tape;width<=20cm, oth than ofheading 5902	21.064	59.702	378.613	876.877
5906910000	Knitted/crocheted linoleum, whetherof not to shape	13.850	101.891	138.847	695.431
5906991000	Linoleum for hospital rubber sheeting,whether/not cut to shape.	0	358	0	2.559
5906999000	Linoleum not for hospital rbr sheetinwhether/not cut to shape.	98.175	219.130	1.079.402	1.719.515
5907001000	Fabrics impregnated,coated/covered oilof oil-based preparation	28	38.480	226	96.380
5907003000	Textile fbrcs impregnated, coated/covrwith fire resistant chemical	80	526	452	5.092
5907004000	Fabrics imprgntd,coated/covered flockvelvet, the entire surface of textile fl	0	4.050	0	38.174
5907006000	Fabrics impregnated,coated/covered othematerials	180.574	221.130	258.128	333.943
5907009000	Othe textile fabrics not impregnated,covered with othe materials	6.683	23.307	200.152	434.522
5908001000	Wick; incandescent gas mantleswhether/not impregnated	0	17.637	0	35.850
5908009000	Textile oth than wick; incandescent gasmantles, whether/not impregnated	0	3.885	0	23.802
5909001000	Fire hoses and similar textile tubing	20.873	82.424	91.208	372.997
5909009000	Othe textile hosepiping & similartextile tubing	1.093	63.221	9.360	138.167

I.3. IMPOR MENURUT KOMODITI / IMPORT BY HS COMMODITY
***** MARET / MARCH 2010 *****

HS	Uraian Komoditi Commodity Description	Berat Bersih / Net Weight (Kg)		Nilai / Value C.I.F (US\$)	
		Bulan ini Current Month	Kumulatif Cum.Jan. to date	Bulan ini Current Month	Kumulatif Cum.Jan. to date
5910000000	Transmssn/convyr belts/belting,of textl matrl, whether/not impregnated,	19.795	100.493	267.427	829.252
5911100000	Textile fabrics, felt&felt-lined wovencoated with rubber,leather/oth materi	30.409	225.821	360.267	2.642.596
5911200000	Bolting cloth, whether/not made up	10.352	24.765	98.200	298.215
5911310000	Textile fabrics&felts;weight< 650 g/m,in making/similar machinenery	18.750	26.251	942.307	2.519.592
5911320000	Textile fabrics&felts;weight>= 650 g/m,in making/similar machinenery	67.698	382.188	3.623.253	9.874.965
5911400000	Straining cloth of a kind used in oilor the like incl that of hair	0	1.978	0	43.720
5911901000	Textile packings & gaskets used inmaking/similar machinery	28.763	51.148	134.165	225.091
5911909000	Othe than textile packings & gasketsused in making/similar machinery	76.292	225.402	1.484.729	4.088.730
6001101000	Unbleached long pile, knitted/crocheted,mercerised	952	11.467	10.596	145.056
6001109000	Bleached long pile, knitted/crocheted,not mercerised	31.809	70.140	255.768	633.060
6001210000	Looped pile fabrics of cotton,knitted/crocheted	79.637	213.995	560.541	1.412.710
6001220000	Looped pile fabric of man made fibre,knitted/crocheted	52.052	154.042	389.196	1.069.307
6001290000	Looped pile fabric of oth textls matrls,knitted/crocheted	15.878	62.678	115.110	409.559
6001910000	Oth pile fabrics, of cotton,knitted/crocheted	21.772	41.406	112.630	226.059
6001921000	Oth pile fabrics, of man made fibres,unbleached	61.568	110.856	584.467	984.666
6001929000	Oth pile fabrics, of man made fibres,oth than unbleached	55.630	444.549	566.188	3.215.732
6001991000	Unbleached fabrics of othe textilematerials,not mercerised	3.250	9.724	35.605	84.961
6001999000	Bleached fabrics of othe textilematerials,not mercerised	16.662	35.908	142.053	313.194
6002400000	Knit/croch fbrcs;weight>5% of elastomeyarn,no rubber thread, oth than of head	245.871	733.879	1.938.437	5.999.643
6002900000	Knit/croch fbrcs;weight<5% of elastomeyarn,no rubber thread, oth than of head	1.019.747	4.084.613	7.713.117	34.071.082
6003100000	Knit/croch fbrcs of wool/fine animalhair, width<=30cm oth than 6001/6002	0	70	0	3.470
6003200000	Knit/crocheted fabrics of cottonwidth<=30cm oth than 60.01/60.02	6.287	19.972	52.485	171.987
6003300000	Knit/crocheted fabrics of syntheticfibr, width<=30cm oth than 6001/6002	5.789	25.134	73.966	286.061
6003400000	Knit/crocheted fabrics of artificialwidth<=30cm oth than 60.01/60.02	1.232	2.027	28.787	40.708
6003900000	Othr knit/croc fabrics, width<=30cmoth than 60.01/60.02	6.297	28.436	79.250	364.395
6004101000	Knitted swimwear fabric;weight 80%synth yarn; 20% elastic yarn	472.683	1.422.928	3.951.437	12.290.808
6004109000	Knitt/crochet fbrc,width<=30cmcon.>20%, oth thn of heading 6001	750.606	2.771.976	5.819.656	17.990.806
6004900000	Othe knitted/crocheted fabrics; width<=30cm othe than of heading 6001	139.277	580.758	1.524.312	5.360.664
6005210000	Warp knit fabrics of cotton othe thanof heading 60.01-60.04	7.388	13.548	63.462	126.206
6005220000	Dyed warp knit fabrics of cotton othethan of heading 60.01-60.04	21.716	90.827	117.213	699.821
6005230000	Warp knit fabrics of yarn of diff coloroth than of heading 60.01-60.04.	21.936	105.188	185.102	727.533
6005240000	Printed warp knit fabrics of cotton oththan of heading 60.01-60.04	21.795	34.925	192.610	302.251
6005311000	Wrp knit fbrc,of synthtc,bleach/no,swimwr,of polyester&polybutylene	8.270	53.361	64.818	439.661
6005319000	Wrp knit fbrc,of synthtc,bleach/no,oth thn swimwr,of polystr&polybutyln	268.934	475.758	2.453.770	3.856.572
6005321000	Warp knit fbrc,of synthtc,dyed,swimwr,of polyester&polybutylene	28.478	129.110	251.550	1.215.414
6005329000	Warp knit fbrc,of synthtc,dyed,oth thn swimwr,of polystr&polybutyln	70.149	428.824	1.002.977	3.905.652
6005331000	Wrp knit fbrc,of synthtc,yarn diff clr,swimwr,of polyester&polybutylene	0	123	0	1.745
6005339000	Wrp knit fbrc,of synthtc,yarn diff clr,oth thn swimwr,of polystr&polybutyln	14.090	229.484	94.066	2.806.834
6005341000	Warp knit fbrc,of synthtc,printed,swimwr,of polyester&polybutylene	17.051	26.001	206.859	271.997
6005349000	Warp knit fbrc,of synthtc,printed,oth thn swimwr,of polystr&polybutyln	0	20.814	0	36.911
6005420000	Dyed warp knit fabrics of artifcl fibroth than of heading 60.01-60.04.	31.084	147.750	196.591	957.693
6005440000	Printed warp knit fabrics of artificialloth than of heading 60.01-60.04.	0	23.648	0	41.210
6005900000	Oth warp knit fabrics oth than ofheading 60.01-60.04	159.905	302.608	972.602	1.968.552
6006100000	Oth knit/crochtd fbrcs of wool/fineanimal hair oth than of head 6001-6004	31.292	91.013	196.739	513.943
6006210000	Oth knit/crochtd fbrcs of cottonoth than of heading 60.01-60.04.	11.834	82.309	82.837	644.119
6006220000	Oth dyed knit/crochtd fbrcs of cottonoth than of heading 60.01-60.04.	1.759.154	6.285.490	14.601.241	49.028.054
6006230000	Oth knit/crochtd fbrcs of yarn of difcolor oth than of heading 60.01-60.04	13.135	47.033	94.982	325.849
6006240000	Oth printed knit/crochtd fbrcs ofcotton oth than of heading 60.01-60.04.	100.430	344.695	1.086.635	3.021.624
6006311000	Oth warp knit fbrcs of nylon fibr meshfor as a backng material for mosaic tile	3.023	8.101	31.866	85.165
6006319000	Oth warp knit fbrcs of oth than ofheading 60.01-60.04.	340.424	628.368	3.399.876	6.041.059
6006321000	Dyed nylon fibre mesh for use as backngmat for mosaic tiles oth than head 6001-	104.527	494.786	938.812	3.258.653
6006329000	Oth dyed nylon fibres material formosaic tiles oth than head of 6001-6004	143.603	435.845	1.147.344	3.763.863
6006330000	Oth knittd/crochetd fbrc synthtc,of yarn of diff colors	762	1.194	8.505	19.730
6006340000	Oth knittd/crochetd fbrc synthtc,printed	134.723	188.560	1.218.169	1.710.166
6006420000	Oth dyed warp knit fabrics of artifi-cial fibres oth than of head 60.01-60.04	210.118	428.451	1.401.151	3.311.620
6006430000	Oth warp knit fabrics of yarn of diffcolor oth than of heading 60.01-60.04	0	10.091	0	72.657
6006440000	Oth warp knit fabrics of artificialfibres printed oth than of head 60.01-60	3.050	7.665	30.712	71.911
6006900000	Oth warp knit fabrics oth than of artcial fibres oth than of head 6001-6004	144.393	706.931	907.421	4.684.284
6101200000	Male's wear of cotton oth than ofhead 61.03	124.111	125.646	903.794	942.406
6101300000	Male's wear of man-made oth thanof head 61.03	149	529	3.896	16.307
6101900000	Male's wear of oth textile materialoth than of head 61.03	3	241	92	607
6102200000	Female's wear of cotton,knitted/crocheted oth than of head 6104	362	1.736	6.805	42.354
6102300000	Female's wear of man-made fibres,knitted/crocheted oth than of head 61	23	650	1.357	17.890
6102900000	Female's wear of oth textile materials,knitted/crocheted oth than of head 61	0	285	0	1.194
6103100000	Mens/boys suits(oth thn swimwr)knitted/crocheted	14.207	25.132	259.498	302.809
6103220000	Male' ensembles of cotton	19	577	715	1.951
6103290000	Men/boy ensembl of oth textls matrls(oth thnswimwr)knitt/crochet	888	6.341	2.783	50.632
6103320000	Male's jackets & blazers of cotton	921	2.671	8.134	37.289
6103330000	Male's jackets & blazers of syntheticfibres	1.133	2.171	24.540	58.266
6103391000	Male's jackets & blazers of ramie,linenor silk	0	5.092	0	64.537
6103399000	Male's jackets & blazers of oth textilmaterials	1.160	3.214	4.852	31.866
6103410000	Male's trousers,bib&brace overall,breeches&shorts of wool/fine animal hair	0	4	0	775
6103420000	Male's trousers,bib&brace overall,breeches&shorts of cotton	7.517	22.769	99.183	170.368
6103430000	Male's trousers,bib&brace overall,breeches&shorts of synthetic fibres	1.896	2.726	58.486	81.124
6103490000	Men/boy trousr,bib&brace overll,breech&short of oth textl matrl,knitt/crochet	121	1.617	407	12.993
6104130000	Female's suits of synthetic fibres	0	2	0	55
6104192000	Women/girl suits,of cotton synthtcfibres,of oth textl matrl,knitt/crochet	0	21	0	1.326
6104199000	Female's suits of oth textile material	1.597	25.507	6.850	288.636

I.3. IMPOR MENURUT KOMODITI / IMPORT BY HS COMMODITY
***** MARET / MARCH 2010 *****

HS	Uraian Komoditi Commodity Description	Berat Bersih / Net Weight (Kg)		Nilai / Value C.I.F (US\$)	
		Bulan ini Current Month	Kumulatif Cum.Jan. to date	Bulan ini Current Month	Kumulatif Cum.Jan. to date
6104220000	Female's ensembles of cotton	649	1.802	4.933	7.975
6104230000	Female's ensembles of synthetic fibres	8	18	255	635
6104290000	Womens/girls ensembles,of oth textl matrl,knitted/crocheted	22	153	2.264	6.513
6104320000	Female's jackets & blazers of cotton	1.278	7.282	21.741	56.356
6104330000	Female's jackets & blazers of syntheticfibres	514	1.779	15.166	45.213
6104390000	Women/girl jackets&blazers,of oth textl matrl,knitt/crochet	39	188	1.045	5.196
6104410000	Dresses of wool/fine animal hair, knitted/crocheted	6	7	824	1.453
6104420000	Dressed of cotton	4.535	42.450	64.087	229.818
6104430000	Dressed of synthetic fibres	1.037	12.193	44.897	133.471
6104440000	Dressed of artificial fibres	1.028	3.860	46.641	140.211
6104490000	Dresses of other textile materials	507	913	15.180	40.268
6104520000	Female's skirts & divided skirts ofcotton	170	7.133	8.096	35.217
6104530000	Female's skirts & divided skirts ofsynthetic fibres	836	10.987	10.509	46.471
6104590000	Women/girl skirts&devided skirts,of oth textl matrl,knitt/crochet	2.523	82.135	24.760	423.165
6104610000	Female's trousers, bib & brace overallsbreeches & shorts of fine animal hair	0	13	0	2.316
6104620000	Female's trousers, bib & brace overallsbreeches & shorts of cotton	51.438	469.098	208.470	1.557.206
6104630000	Female's trousers, bib & brace overallsbreeches & shorts of synthetic fibres	4.790	140.584	39.172	383.054
6104690000	Womn/girl trouser,bib&brace overvll,brh&short f oth textl matrl,knitt/crochet	655	2.928	29.099	100.303
6105100000	Male's wear of cotton, knitted/crocheted	16.314	46.799	416.483	1.074.704
6105201000	Male's wear of synthetic fibres, knittedor crocheted	3.225	6.400	116.493	223.952
6105202000	Male's wear of artificial fibres, knitteor crocheted	10	54	392	6.321
6105900000	Men/boy shirts of oth textls matrls,knitt/crochet	1	301	552	18.368
6106100000	Female's wear of cotton, knitted/crocheted	31.365	150.590	324.566	829.875
6106200000	Female's wear of man-made, knittedor crocheted	2.823	53.784	32.934	240.125
6106900000	Womn/girl blous,shirt&shirtblous,oth textl matrl,knitt/crochet	18.499	69.368	170.687	688.315
6107110000	Male's underpants & briefs of cotton	6.906	33.960	152.768	410.580
6107120000	Male's underpants & briefs of man-madefibres	2.707	37.747	62.928	187.958
6107190000	Male's underpants & briefsof oth textls matrls	438	3.026	2.424	20.519
6107210000	Male's nightshirts & pyjamas of cotton	5.500	16.538	16.152	57.840
6107290000	Male's nightshirt&pyjamasof oth textls matrls	276	1.214	1.906	9.319
6107910000	Oth wear articles of cotton	38.876	132.885	88.035	300.457
6108110000	Female's slips & petticoats of man-made fibres	0	247	0	4.525
6108199090	Female's slips & petticoats oth thnsilk, of oth textls matrls	172	542	6.868	24.110
6108210000	Briefs & panties of cotton	77.823	293.140	331.377	1.090.078
6108220000	Briefs & panties of man-made fibres	40.779	383.814	172.265	1.091.273
6108290000	Female's brief&pantie,knitt/crochetof oth textls matrls	1.966	8.568	8.316	62.607
6108310000	Nightdresses & pyjamas of cotton	7.607	38.090	19.378	104.458
6108320000	Nightdresses & pyjamas of man-madefibres	4.157	12.513	7.651	33.510
6108390000	Female nightdress&pyjama,of othtextls matrls,knitt/crochet	0	528	0	14.031
6108910000	Negliges, bathrobes, dressing gowns ofcotton	325	4.564	4.905	15.683
6108920000	Negliges, bathrobes, dressing gowns ofman-made fibres	309	1.506	6.883	18.849
6108990000	Oth famale wear,of oth textl matrl,knitted/crocheted	1	12	60	1.424
6109101000	Men/boys't-shirts, singlets & othvests, knitted/crocheted of cotton	23.416	108.486	398.385	1.355.283
6109102000	Women/girls't-shirts,singlets & othvests, knitted/crocheted of cotton	22.550	97.907	579.514	1.566.675
6109901000	Men/boys't-shirts,singlets & oth vestsknit./crocheted of ramie, linen/silk	0	9.785	0	52.534
6109902000	Men/boys't-shirts,singlets & oth vestsknitted/crocheted of oth materials	6.371	17.066	279.375	718.798
6109909000	T-shirt,singlet&oth vest,knitte/crochet,of oth txtl mtrl,oth thn f rami,linn&slk	23.599	53.877	393.489	892.427
6110110000	Jerseys,pullovers, cardigans, waistcoatof wool	38	136	5.423	18.122
6110120000	Jerseys,pullovers, cardigans, waistcoatof kashmir (cashmere) goats	0	10	0	1.460
6110190000	Jerseys,pullovers, cardigans, waistcoatof oths wool/fine animal hair	46	541	1.617	12.579
6110200000	Jerseys,pullovers, cardigans, waistcoatof cotton	206.098	273.034	1.446.688	2.039.718
6110300000	Jerseys,pullovers, cardigans, waistcoatof man-made fibres	7.479	17.794	155.098	471.951
6110900000	Jersey,pullover,cardign,waiscoat&similarticle,knitt/crochet,of oth txtl mtrl	1.937	4.639	44.101	113.167
6111200000	Babie garment&clothing accessorie,knitt/crochet,of cotton	1.829	25.149	48.802	380.446
6111300000	Babie garment&clothing accessorie,knitt/crochet,of synthtc fibres	122	2.392	5.334	31.850
6111900000	Babie garment&clothing accessorie,knitt/crochet,of oth txtl mtrl	245	313	1.025	3.388
6112120000	Track suits of synthetic fibresknitted/crocheted	114	114	7.876	7.876
6112310000	Male's swimwear,of synthtc fibr,knitted/crocheted	814	3.831	69.346	231.693
6112390000	Male's swimwear,of oth txtl mtrl,knitted/crocheted	0	79	0	2.565
6112410000	Female swimwear,of synthtc fibr,knitted/crocheted	2.986	9.319	116.289	424.830
6112490000	Female swimwear,of oth txtl mtrl,knitted/crocheted	16	30	332	1.251
6113001000	Diver wetsuit,made up of knitt/cochet,fabrics of heading 5903, 5906/5907	0	24.322	0	10.315
6113002000	Protectve/safety garmnt fr worker,made-up of knitt/cochet,head 5903;5906;5907	5.060	13.828	27.803	107.692
6113009000	Oth garment,made up of knitt/crochetfabrics of heading 5903,5906/5907	3.019	9.646	37.647	94.317
6114200000	Oth garments, knitted/crocheted ofcotton	398	1.778	16.098	50.445
6114300000	Oth garments, knitted/crocheted ofof man-made fibres	1.319	3.256	41.034	59.662
6114900000	Oth garments, knitted/crocheted ofof oth textile materials	18.036	87.473	169.485	870.236
6115100000	Panty hose & tights of graduatedcompression hosiery	1.470	1.477	19.573	19.658
6115210000	Panty hose & tights of synthetic fibres,single yarn<67 decitex, elastic/rubber	4.415	5.200	16.972	29.255
6115220000	Panty hose & tights of synthetic fibres,single yarn<67/>67 decitex,	15	3.448	365	17.157
6115291000	Stockings,socks,sockettes of cottonsingle yarn<67 decitex, elastic/rubber	94	3.392	4.438	17.161
6115299000	Panty hose & tights of oth than cottonelasticated/rubberised	164	4.383	1.715	16.828
6115309000	Women's full-length,knee-length hosieryof oth than cotton, single yarn<67 dtex	663	1.704	3.705	13.054
6115940000	Oth stockings,socks, of wool/fineanimal hair,single yarn < 67 decitex	57	84	4.364	5.157
6115950000	Oth stockings,socks, of cotton,single yarn < 67 decitex	6.903	23.625	185.026	300.934
6115960000	Oth stockings,socks,sockettes ofsynthetic fibres,single yarn < 67 dtex	3.327	6.978	30.548	73.135
6115990000	Oth stockings,socks,sockettes of othtextile materials, single yarn<67 dtex	117	1.236	1.404	8.866
6116100000	Gloves,mittens, mitts, knitted,croch.impregn., coated/covered plastics/rubber	5.371	18.692	75.558	217.538

I.3. IMPOR MENURUT KOMODITI / IMPORT BY HS COMMODITY
***** MARET / MARCH 2010 *****

HS	Uraian Komoditi Commodity Description	Berat Bersih / Net Weight (Kg)		Nilai / Value C.I.F (US\$)	
		Bulan ini Current Month	Kumulatif Cum.Jan. to date	Bulan ini Current Month	Kumulatif Cum.Jan. to date
6116910000	Gloves,mittens,of wool/fine animal hairknit. not impregn.coat.plastics/rubbers	61	174	4.402	9.031
6116920000	Gloves,mittens,of cotton knitted,croch.not impregnated coated plastics/rubbers	23.757	38.734	40.597	65.047
6116939000	Gloves,mittens,of oth th synthetic fbrsknit.not impregn.coat.plastics/rubbers	1.956	10.554	24.155	67.922
6116990000	Gloves,mittens,of oth textile materialsknit.not impregn.coat.plastics/rubbers	0	597	0	2.768
6117101000	Shawls, scarves, mufflers, mantillas,& the like of cotton	1.323	7.634	12.828	53.340
6117109000	Shawls, scarves, mufflers, mantillas,& the like of oth textile materials	2.850	9.741	26.986	163.957
6117801100	Ties, bow ties & cravats of wool/fineanimal hair	1.340	3.014	10.829	41.838
6117801900	Ties, bow ties & cravats of oth thanwool/fine animal hair	732	3.907	5.712	42.277
6117809000	Oth access of oth than wool/fineanimal hair	20.586	47.912	296.050	671.874
6117900000	Oth parts of garment	25.586	82.545	233.587	879.802
6201110000	Men/boys'overcoats,raincoats,car-coats,cloaks of wool/fine animal hair	1	246	71	5.574
6201120000	Men/boys'overcoats,raincoats,car-coats,cloaks of cotton	9	797	407	11.555
6201130000	Men/boys'overcoats,raincoats,car-coats,cloaks of man-made fibres	141	977	2.295	21.891
6201190010	Men/boys'overcoats,raincoats,car-coats,scapes,cloaks of silk	781	781	4.136	4.136
6201190090	Men/boys'overcoats,raincoats,car-coats,cloaks of oth man-made fibres	627	1.688	6.355	10.089
6201910000	Men/boys' anorak, wind-cheaters/jacketsof wool/fine animal hair	5	7	214	337
6201920000	Men/boys' anorak, wind-cheaters/jacketsof cotton	2.442	15.146	23.983	105.495
6201930090	Men/boys' anorak, wind-cheaters/jacketsof oth man-made fibres	487	3.888	20.901	111.367
6201990090	Men/boys' anorak, wind-cheaters/jacketsof oth textile materials	26	479	1.353	11.108
6202110000	Women/girls'overcoats,raincoats, car-coats, capes of wool/fine animal hair	0	65	0	2.786
6202120000	Women/girls'overcoats,raincoats, car-coats, capes of cotton	162	1.559	8.088	59.896
6202130010	Women/girls'overcoats,raincoats, car-coats, capes of batik	0	1	0	33
6202130090	Women/girls'overcoats,raincoats, car-coats, capes of oth man-made fibres	168	1.469	8.829	48.990
6202190010	Women/girls'overcoats,raincoats, car-coats, capes of silk	0	72	0	1.939
6202190020	Women/girls'overcoats,raincoats, car-coats, capes of ramie	0	1	0	279
6202190090	Women/girls'overcoats,raincoats, car-coats, capes of oth textile materials	51	405	2.946	6.628
6202910000	Women/girls'anorak,wind-cheater/jacketsof wool/fine animal hair	0	30	0	1.406
6202920000	Women/girls'anorak,wind-cheater/jacketsof cotton	1.827	5.051	29.494	72.065
6202930090	Women/girls'anorak,wind-cheater/jacketsof oth man-made fibres	302	1.045	8.815	46.681
6203110000	Men/boys'suits of wool/fine animalhair	15.687	15.696	54.258	57.014
6203120000	Men/boys' suits of synthetic fibres	122	812	2.656	22.374
6203191000	Men/boys' suits of cotton	5	618	2.564	9.931
6203199090	Male's suits, of oth textl matr,oth thn silk&ramie,oth thn cotton	0	96	0	9.184
6203220000	Men/boys' ensembles of cotton	0	741	0	1.905
6203310000	Men/boys' jackets & blazers of woolor fine animal hair	6.510	7.889	41.003	120.622
6203320000	Men/boys' jackets & blazers of cotton	10.239	57.669	79.889	304.649
6203330000	Men/boys' jackets & blazers of syntheticfibres	5.461	24.458	73.320	211.836
6203390010	Male jact&blazr, of oth textl matr,of silk	1	33	103	2.800
6203390090	Male jact&blazr, of oth textl matr,oth than silk & ramie	633	837	31.166	45.489
6203410000	Trousr,bib&brace overll,breech&short,of wool/fine animal hair,male wear	46.966	47.854	165.358	220.707
6203421000	Men/boys' bib & brace overalls ofcotton	418	2.066	8.511	41.006
6203429000	Men/boys' trousers of cotton	63.597	404.150	712.032	2.557.635
6203430000	Trousr,bib&brace overll,breech&short,of synthtc fibres,male wear	3.710	19.445	120.582	377.107
6203490010	Trousr,bib&brace overll,breech&short,of oth txtl mtrl,of silk, for mens/boys	0	9	0	23
6203490090	Trousr,bib&brace overll,breech&short,of oth txtl mtrl,oth thn rami&silk,for m	1.051	7.925	43.940	96.572
6204110000	Women/girls' suits of wool/fineanimal hair	0	360	0	1.764
6204120000	Women/girls' suits of cotton	17	6.940	4.265	34.990
6204130000	Women/girls'suits of synthetic fibres	24	33	1.216	1.589
6204190010	Female suit, of oth textl matr,oth thnswimwear,of silk	21	21	1.563	1.563
6204190020	Female suit, of oth textl matr,oth thnswimwear,of ramie	3	3	855	855
6204190090	Female suit, of oth textl matr,oth thnswimwear,oth than silk & ramie	99	8.279	1.017	23.482
6204220000	Women/girls' ensembles of cotton	3	1.142	123	2.953
6204230000	Women/girls' ensembles of syntheticfibres	0	3.191	0	7.819
6204290090	Female ensembl, of oth textl matr,oththn swimwear,of silk&ramie	35	48	1.218	1.859
6204310000	Women/girls' jackets & blazers ofwool/fine animal hair	42	119	2.601	10.100
6204320000	Women/girls' jackets & blazers ofcotton	2.897	33.929	91.101	266.200
6204330000	Women/girls' jackets & blazers ofsynthetic fibres	1.017	8.011	28.857	114.156
6204390010	Female jact&blazr,of oth txtl mtrl,oththn swimwear,of silk	112	114	7.487	7.757
6204390090	Female jact&blazr,of oth txtl mtrl,oththn swimwear,of silk&ramie	369	1.063	23.512	67.535
6204410000	Dresses of wool/fine animal hairnot knitted/crocheted	15	73	120	8.075
6204420000	Dresses of cotton	8.341	57.122	200.958	632.803
6204430000	Dresses of synthetic fibres	5.441	71.928	79.961	370.483
6204440000	Dresses of artificial fibres	1.082	3.697	50.005	140.747
6204490010	Female dresses,of oth textl matr,oththn swimwear,of silk	723	2.062	48.123	102.749
6204490020	Female dresses,of oth textl matr,oththn swimwear,of ramie	0	5	0	1.303
6204490090	Female dresses,of oth textl matr,oththn swimwear,of silk&ramie	1.094	1.653	67.074	104.027
6204510000	Skirts & divided skirts of wool/fineanimal hair	57	75	1.007	3.664
6204520000	Skirts & divided skirts of cotton	3.388	29.970	97.661	307.108
6204530000	Skirts & divided skirts of syntheticfibres	2.167	11.357	34.605	110.184
6204590010	Feml skirt&dvde skrt, oth txtl mtrl,oththn swimwear,of silk	228	308	10.783	17.838
6204590090	Feml skirt&dvde skrt, oth txtl mtrl,oththn swimwear,of silk&ramie	1.788	2.916	32.558	64.202
6204610000	Women/girls' trousers,bib&brace overallbreeche,short of wool/fine animal hair	30	338	1.801	7.268
6204620000	Women/girls' trousers,bib&brace overallbreeches,shorts of cotton	32.055	242.622	623.526	1.896.712
6204630099	Oth women/girls' flyers coveralls	2.711	12.291	82.824	296.530
6204690010	Trousr,bib&brace overll,breech&short,of oth txtl mtrl,of silk, for womens/gir	102	119	5.776	6.825
6204690090	Trousr,bib&brace overll,breech&short,of oth txtl mtrl,oth thn silk&rami, wmn	570	5.085	29.769	131.687
6205200000	Men/boys' shirts of cotton	13.377	61.948	340.675	1.138.939
6205300000	Men/boys' shirts of man-made fibres	1.971	4.521	62.302	145.419

I.3. IMPOR MENURUT KOMODITI / IMPORT BY HS COMMODITY
***** MARET / MARCH 2010 *****

HS	Uraian Komoditi Commodity Description	Berat Bersih / Net Weight (Kg)		Nilai / Value C.I.F (US\$)	
		Bulan ini Current Month	Kumulatif Cum.Jan. to date	Bulan ini Current Month	Kumulatif Cum.Jan. to date
6205900010	Male's shirts,of oth textl matrl,of silk	2	2	877	877
6205900020	Male's shirts,of oth textl matrl,of ramie	0	9	0	1.523
6205900090	Male's shirts,of oth textl matrl,oth thn silk&ramie	5.399	9.888	45.812	99.267
6206100000	Women/girls' blouses, shirts & shirts-blouses of silk/silk waste	659	3.625	48.374	201.851
6206200000	Women/girls' blouses, shirts & shirts-blouses of wool/fine animal hair	8.273	8.328	60.579	63.140
6206300000	Women/girls' blouses, shirts & shirts-blouses of cotton	14.273	159.757	470.756	1.468.131
6206400000	Women/girls' blouses, shirts & shirts-blouses of man-made fibres	11.036	89.997	155.093	634.283
6206900010	Female's wear,of oth textl matrl,of silk	254	822	16.992	57.610
6206900090	Female's wear,of oth textl matrl,oth thn silk&ramie	23.193	37.925	88.592	342.364
6207110000	Men/boys'underpants & briefs ofcotton	513	1.080	10.590	25.701
6207190000	Men/boys'underpants & briefs ofoth textile materials	4.235	4.295	15.950	18.574
6207210000	Men/boys' nightshirts & pyjamasof cotton	318	2.715	2.885	11.928
6207220000	Men/boys' nightshirts & pyjamasof man-made fibres	34	342	1.226	2.650
6207910000	Oth male wear,of cotton	6	6	276	276
6208190010	Female slip&petticoat,of oth textlmatrl,of silk	0	1.875	0	36.612
6208190090	Female slip&petticoat,of oth textlmatrl,oth thn silk&rami	132	481	1.602	3.900
6208210000	Women/girls' nightdresses & pyjamasof cotton	197	126.399	1.664	313.362
6208220000	Women/girls' nightdresses & pyjamasof man-made fibres	422	29.401	2.062	63.771
6208911000	Panties of cotton	24	177	462	3.063
6208919000	Women/girls' singlets of cotton	31	550	1.237	3.967
6208920000	Female wear of man-made fibres	50	139	747	2.773
6208991000	Female wear of oth textl matrl,of woolor fine animal hair	5.170	5.170	18.191	18.191
6208999000	Female wear of oth textl matrl,oth thnwool/fine animal hair	55	150	2.700	3.766
6209202000	Babies' t-shirts,shirts,pyjamas, napkins(diapers),& similar articles of cotton	420	12.185	11.837	101.612
6209209010	Babie garmnt&cloth accessri,of cotton,oth wear,suit,pant&similr articl	221	2.721	5.943	59.248
6209209090	Babie garmnt&cloth accessri,of cotton,oth wear,oth thn suit,pant&similr articl	907	2.693	26.185	51.475
6209301000	Babies' suits, pants & similar articlesof synthetic fibres	90	717	820	19.791
6209302000	Babies' t-shirts,shirts,pyjama, napkins& similar articles of synthetic fibres	757	1.527	11.690	36.035
6209303000	Babies clothing access of syntheticfibers	76	717	244	21.428
6209900000	Babies garment&clothing accessries,of oth textiles materials	9.130	10.413	2.457	13.846
6210101000	Garmnt,made up of fabr of head 5602or 5603,protective works garments	347	347	20.327	20.327
6210109000	Garmnt,made up of fabr of head 5602or 5603,oth thn protective work garmnt	0	155	0	5.976
6210201000	Oth garmnt of subhead 620111-620119,protective works garments	316	1.942	1.230	5.166
6210209000	Oth garmnt of subhead 620111-620119,oth thn protective work garmnt	7.733	14.809	25.635	55.641
6210309000	Oth garmnt of subhead 620211-620219,oth thn protective work garmnt	1.157	1.915	13.036	30.062
6210400000	Oth male garmnt,made up of fabr ofhead 5602;5603;5903;5906;5907	1.063	7.078	16.228	93.539
6210500000	Oth female garmnt,made up of fabr ofhead 5602;5603;5903;5906;5907	737	2.375	21.469	98.825
6211110090	Men/boys' swimwear of oth than batik	782	2.927	12.498	82.438
6211120090	Women/girls' swimwear of oth than batik	187	423	5.548	11.823
6211320000	Men/boys' track suits of cotton	12.043	24.510	17.914	37.506
6211330000	Oth garments, mens/boys,of man-made fibres	154	1.024	1.880	9.989
6211390000	Oth garments, mens/boys,of oth textile materials	44	90	2.008	4.166
6211420000	Oth garments, womens/girls,of cotton	375	889	13.996	27.051
6211439000	Oth garmnt,males,of man-made fibres,oth than surgical gowns	11.513	23.510	36.379	81.345
6211490000	Oth garmnt,males,of oth textilesmaterials	197	337	12.181	18.110
6212101000	Brassieres of cotton	1.506	23.206	5.619	76.566
6212109000	Brassieres of oth textile materials	144.786	831.046	1.260.102	3.362.958
6212201000	Girdles & panty-girdles of cotton	0	325	0	1.206
6212209000	Girdles & panty-girdles of oth textilematerials	291	328	3.923	9.322
6212301000	Corselettes of cotton	0	752	0	2.799
6212309000	Corselettes of oth textile materials	102	1.296	8.573	79.500
6212901000	Suspenders, garters of cotton	21	150	916	6.440
6212909000	Suspenders, garters of oth textilematerials	9.784	97.693	236.379	1.958.001
6213200010	Handkerchiefs, of cottonbatik	37	37	552	552
6213200090	Handkerchiefs, of cottonoth than batik	331	18.608	2.397	52.552
6213900099	Handkerchiefs of oth textile materials,oth thn of silk&batik	0	5.444	0	10.176
6214100090	Shawls, scarves, mufflers, mantillas,veils'not batik of silk/silk waste	5.293	9.241	60.108	164.370
6214200000	Shawl,scarve,muffler,mantilla,veils &the like, of wool/fine animals hair	89	3.332	1.011	21.556
6214300090	Shawls, scarves, mufflers, mantillas,veils' not batik of synthetic fibres	8.171	16.121	28.990	62.099
6214400090	Shawls, scarves, mufflers, mantillas,veils' not batik of artifiical fibres	257	755	10.144	34.437
6214900090	Shawls, scarves, mufflers, mantillas,veils'not batik of oth textile materials	2.270	2.748	25.630	43.136
6215100090	Ties, bow ties & cravats' not batik of silk/silk waste	491	2.853	20.437	82.368
6215200090	Ties, bow ties & cravats' not batik ofman-made fibres	57	5.200	1.133	48.890
6215900010	Ties, bow ties & cravats of othtextiles materials, batik	25	25	277	277
6215900090	Ties, bow ties & cravats of othtextiles materials, oth thn batik	3	17	208	912
6216001000	Protective work gloves, mittens & mitts	1.187	17.698	14.764	49.693
6216009900	Oth gloves, mittens of oth textilematerials	5.743	10.684	28.497	69.886
6217100000	Accesories of clothing access oth thanof heading 62.12	64.201	183.161	735.493	2.001.497
6217900000	Parts of clothing access oth thanof heading 62.12	49.852	133.281	1.246.094	3.326.703
6301100000	Electric blankets	0	6	0	676
6301300000	Blankets not electric and travellingrugs, of cotton	5.164	88.460	12.126	219.897
6301400010	Blankt(oth thn elctrc blankt)&travlngrug,of synthct fibr,of nonwoven fabr	0	279	0	260
6301400090	Blankt(oth thn elctrc blankt)&travlngrug,of synthct fibr,oth nonwoven fabr	17.188	36.713	60.826	200.678
6301900010	Oth blankets&travelling rugs,of nonwoven fabrics	0	143	0	3.574
6301900090	Oth blankets&travelling rugs,oth thn nonwoven fabrics	16	2.884	70	8.010
6302100000	Bed linen, knitted/crocheted	3	58	68	1.493
6302210000	Bed linen, printed of cotton	18.956	45.237	72.318	164.603
6302229000	Bed linen, printed of man-made fibresof woven fabrics	2.511	2.564	3.172	4.446

I.3. IMPOR MENURUT KOMODITI / IMPORT BY HS COMMODITY
***** MARET / MARCH 2010 *****

HS	Uraian Komoditi Commodity Description	Berat Bersih / Net Weight (Kg)		Nilai / Value C.I.F (US\$)	
		Bulan ini Current Month	Kumulatif Cum-Jan. to date	Bulan ini Current Month	Kumulatif Cum-Jan. to date
6302310000	Oth bed linen of cotton	54.956	131.993	63.994	382.358
6302321000	Oth bed linen of man-made fabricsof nonwoven fabrics	0	18.759	0	45.068
6302329000	Oth bed linen of man-made fabricsof woven fabrics	19.165	75.548	10.108	101.849
6302400000	Table linen, knitted/crocheted	5	250	89	1.263
6302510090	Oth table linen's not batik of cotton	13.475	22.244	30.397	91.272
6302530090	Oth table linen,of man-made fibresoth than batik	0	70	0	332
6302590090	Oth table linen not batik of oth txtlmaterials	0	5.316	0	11.896
6302600090	Toilet,kitchen linen,of terry towelling/similar terry, not batik, of cotton	51.058	235.693	83.850	517.383
6302910010	Oth bed linen batik of cotton	0	9	0	10
6302910090	Oth bed linen not batik of cotton	50.801	354.305	98.936	585.604
6302930090	Oth linen, of man-made fibres,oth thn batik	0	5.343	0	21.873
6302990000	Oth linen, of oth textile materials	37.654	67.421	146.592	378.469
6303120000	Curtain, blinds, valances, knitted/crocheted of synthetic fibres	276	276	6.327	6.327
6303199000	Curtain,knitted/crocheted,of othtextiles materials,oth thn cotton	2.816	6.722	31.088	63.739
6303920000	Curtain not knitted/crochetedof synthetic fibres	0	59.311	0	269.690
6303990000	Curtain not knitted/crochetedof oth textile materials	0	826	0	5.639
6304191090	Oth furnshng artcl,bedsprd,of cotton,oth thn knitt/crochet,oth thn batik	7.826	21.710	63.605	186.661
6304199090	Oth furnshng artcl,bedsprd,oth thn cttnonwn knitt/crochet,oth thn batik	6	7	240	274
6304911000	Oth furnshng artcl,oth thn bedsprd,kntt/crocheted, mosquito nets	0	6.748	0	66.595
6304919000	Oth furnshng artcl,oth thn bedsprd,kntt/crocheted, oth thn mosquito nets	24	1.265	6	3.057
6304920000	Oth furnshng artcl,oth thn bedsprd,notknitt/crochet,of cotton	6.048	6.905	41.910	47.139
6304930000	Oth furnshng artcl,oth thn bedsprd,notknitt/crochet,of synthtc fibres	0	5.491	0	29.332
6304990000	Oth furnshng artcl,oth thn bedsprd,notknitt/crochet,of oth txtl mtrl	0	959	0	5.844
6305101100	Sack&bag,oth bast fibr head 5303,new,of jute	988.171	2.188.861	1.046.309	2.203.604
6305101900	Sack&bag,oth bast fibr head 5303,new,oth thn jute	15.024	33.461	22.043	50.713
6305102100	Sack&bag,oth bast fibr head 5303,used,of jute	87.230	198.060	10.912	24.798
6305102900	Sack&bag,oth bast fibr head 5303,used,oth thn jute	229	258	1.493	1.824
6305200000	Sacks and bags, of cotton	0	5.464	0	74.640
6305321000	Flexible intermediate bulk containersof nonwovens	0	1.385	0	19.771
6305331000	Sack,bag of polyethylene/polypropylenestrip knitted/crocheted	3.126	3.208	23.661	24.626
6305332000	Sacks, bags of woven fabrics of stripor the like	0	10.029	0	22.529
6305339000	Sack,bag of polyethylene/polypropylenestrip not knitted/crocheted	389	1.181	1.562	3.636
6305391000	Oth sacks, bags of nonwovensof polyethylene/polypropilene	20	211	165	433
6305399000	Oth sacks,bags of not knitted/crochetedof polyethylene/polypropilene	0	1.189	0	22.954
6305909000	Oth sacks, bags	0	1.314	0	1.195
6306120000	Tarpaulins, awnings & sunblindsOf synthetic fibres	13.381	675.753	49.710	1.211.530
6306199000	Tarpaulins, awnings & sunblindsOf oth textile materials :	65	1.162	748	8.082
6306220000	Tents of synthetic fibres	18.120	24.650	43.931	57.472
6306299000	Tents of oth textiles materialsoth than cotton	193	523	1.670	4.291
6306409000	Pneumatic mattressesoth than cotton	0	100	0	205
6306991000	Oth camping goods of oth textilematerials, non wovens	0	66	0	1.838
6307101000	Floor-cloths,dish-cloths,dusters, cleaning cloths of nonwovens	1	7.198	1	49.461
6307102000	Floor-cloths,dish-cloths,dusters, cleaning cloths of felts	0	83	0	3.497
6307109000	Floor-cloths,dish-cloths,dusters, cleaning cloths of not felts, woven	23.314	98.720	152.971	692.434
6307200000	Life-jackets and life-belts	6.391	22.210	67.270	198.115
6307903000	Umbrella covers in pre-cut triangularform	8.340	16.983	103.021	165.794
6307906000	Life harnesses	6.391	7.076	36.618	41.914
6307909000	Oth made up articles	40.109	197.529	516.486	3.928.202
6308000000	Sets consisting of woven fabric&yarn	0	47	0	841
6309000000	Worn clothing & oth worn articles.	0	8.548	0	9.196
6310109000	Scrap twine, cordage, rope and cablesorn out articles of those, sorted	0	21.621	0	173.684
6310901000	Used/new rags, unsorted	0	33	0	318
6310909000	Scrap twine, cordage, rope and cablesorn out articles of those, unsorted	384	26.780	2.306	187.644
6401100000	Waterproof footwear incorp. protectivemetal toe-cap with outer soles, rubbers	1.193	1.214	5.382	5.894
6401920000	Waterproof footwear, covering the anklebut not cover the knee,with outer soles	510	15.508	5.438	41.301
6401990000	Oth waterproof footwear with outer soleplastic by stitching, riveting, nailing	37.085	141.877	70.538	276.997
6402190000	Sports footwear with outer soles,rubberor plastics	116.447	503.393	1.489.591	4.096.628
6402200000	Footwear with upper straps/thongs assembled to the sole by means of plugs	24	543	1.084	6.355
6402911000	Oth footwear covering the ankle,diving boots	0	1.578	0	563
6402919000	Oth footwear covering the ankle,oth than diving boots	7.990	55.777	40.950	236.656
6402990000	Footwear not covering the ankle withouter soles, rubbers, plastics	452.798	2.104.187	1.237.559	4.523.678
6403191000	Sports footwear fitted with studs, bar& the like,foot ball,running,golf shoes	365	3.037	18.109	77.063
6403199000	Sports footwear not fitted with studs,bar & the like	29.613	91.362	619.108	1.595.750
6403200000	Footwear,outer soles of leather, uppersof leather straps accros,instep big toe	377	816	6.915	16.638
6403400000	Footwear,incorp. a protective metal toecap base/platform of wood	120.717	226.870	1.027.099	1.943.974
6403510000	Oth footwear with outer sole of leathercovering the ankle	590	616	3.576	4.598
6403590000	Oth footwear with outer sole of leatheroth thn covering the ankle	16.691	30.641	71.884	187.798
6403910000	Oth footwear covering the ankle	561	3.032	15.951	93.845
6403990000	Oth footwear oth thn covering the ankle	31.133	105.212	588.554	2.084.679
6404111000	Footwear with outer sole f rubbr/plastcsprt footwr fitt w spik, cleat/the like	2.262	2.661	37.596	51.411
6404119000	Footwear with outer sole f rubbr/plastcsprt footwr fitt w/o spik, cleat/th like	33.863	137.937	518.311	1.940.190
6404190000	Sports footwear for oth purposedwith outer incl. textile materials	112.282	302.305	833.733	2.328.324
6404200000	Footwear with outer soles of leather/composition leather	732	4.837	11.328	87.685
6405100000	Oth footwear, with uppers of leather/composition leather	2.873	11.056	122.572	511.557
6405200000	Oth footwear,with uppers of oth textilematerials	1.461	4.552	30.863	96.631
6405900000	Oth footwear	23.138	188.961	148.082	973.875
6406101000	Uppers & parts thereof, oth than stiffeners of metal	58.618	155.928	156.387	466.007
6406109000	Uppers & parts thereof, oth than stiffeners of oth than metal	130.445	484.047	1.442.113	4.469.441

I.3. IMPOR MENURUT KOMODITI / IMPORT BY HS COMMODITY
***** MARET / MARCH 2010 *****

HS	Uraian Komoditi Commodity Description	Berat Bersih / Net Weight (Kg)		Nilai / Value C.I.F (US\$)	
		Bulan ini Current Month	Kumulatif Cum.Jan. to date	Bulan ini Current Month	Kumulatif Cum.Jan. to date
6406200000	Parts of footwear with outer soles &heels, of rubber/plastics	492.043	1.309.532	2.106.124	5.642.797
6406910000	Parts of footwear of wood	0	1.140	0	15.454
6406991100	Oth part of footwear of oth materials of iron/steel	13.149	33.402	79.089	308.865
6406991200	Oth part of footwear of oth materials of copper	0	100	0	654
6406991900	Oth part of footwear of oth materials oth thn iron/steel, copper	13.616	145.114	175.884	777.926
6406992100	Oth part of footwear of oth materials of rubber/plastic in-soles	37.442	89.922	123.235	337.423
6406992900	Oth part of footwear of oth materials of rubber/plastic out-soles	4.208	16.162	42.055	145.419
6406999000	Oth parts of footwear	146.127	341.869	857.764	2.940.491
6501000000	Hat-forms,bodies,hood of felt,not blockshape, not brims, plateoux, manchons	27	1.087	240	31.352
6502000000	Hat-shapes, plaited,by assembling strip of any material, no block shape,lined	0	15	0	581
6504000000	Hats,oth headgear/plaited,by assembling strips of any material, trimmed/not	2.108	10.491	19.546	52.664
6505100000	Hat&oth headgear, knitt/crochet,hair-nets	4.860	45.269	86.265	635.475
6505900000	Hat&oth headgear, knitt/crochet,oth than hair-nets	20.745	33.578	165.418	414.861
6506101000	Protective helmets for motorcyclists whether/not lined/trimmed	21.603	129.503	89.653	511.562
6506102000	Industrial safety helmets, oth than steel helmets whether/not lined	14.790	27.136	87.421	154.334
6506103000	Steel helmets	0	13	0	33
6506109000	Oth safety headgear	8.955	47.219	39.583	274.173
6506910000	Oth headgear of rubber/of plastics	5.455	16.482	19.355	82.650
6506991000	Nonwoven disposable headgear of oth materials	0	132	0	1.840
6506999000	Nonwoven oth than disposable headgear of oth materials	16.775	30.936	79.076	133.928
6507000000	Head-band,lining,cover,hat foundation,hat frame,peak&chinstrap,for head-gear	24.227	52.212	80.923	286.774
6601100000	Garden/similar umbrellas	14.822	113.800	23.297	225.371
6601910000	Umbrellas having a telescopic shaft	35.082	165.492	94.624	380.694
6601990000	Umbrellas not having a telescopic shaft	199.747	1.044.386	279.528	1.347.290
6602000000	Walking-sticks, seat-sticks, whips,riding crops & the like.	3	11.666	114	29.290
6603000000	Umbrella frames, including frames mounted on shafts (sticks)	35.451	163.299	40.281	220.032
6603901000	Parts for articles of heading 66.01	11.765	36.434	20.170	51.686
6701000000	Skin&oth part of bird w their feathr/down, feathr/down,feathr,part of feathers	694	8.986	13.554	30.028
6702100000	Artificial flower, foliage,fruit, partsof plastics	17.003	115.784	39.168	248.410
6702900000	Artificial flower, foliage,fruit, partsof oth materials	16.806	101.951	49.458	246.276
6703000000	Human hair, dressed, thinned,bleached,othwise worked for wigs/the like	4.735	31.758	312.367	3.434.288
6704110000	Complete wigs of synthetic materials	124	646	503	10.452
6704190000	False beards, eyebrows,eyelashes,switches of synthetic materials	5.510	17.986	20.455	136.453
6704200000	Wigs, false beards, eyebrows,eyelashes,of human hair	31	328	2.534	26.193
6704900000	Wigs, false beards, eyebrows,eyelashes,of oth materials	452	5.861	27.439	70.535
6801000000	Setts, curbstones & flagstones, of natural stone (except slate)	61.640	267.438	10.882	72.401
6802100000	Tiles, cubes,similar articles, square<7 cm, art. colored, chipping & powder	644	10.328	6.884	17.343
6802210000	Marble, travertine & alabaster, simply cut/sawn a flat/even surface	862.347	2.173.072	761.410	1.898.316
6802230010	Oth monumental/buildng ston&artcl thereof,granite polished slabs	1.106.227	2.796.069	380.250	843.576
6802230090	Oth monumental/buildng ston&artcl thereof,granite oth thn polished slabs	39.051	87.201	14.655	25.634
6802290000	Monumental/building stone, simply cut/sawn a flat/even surface	48.011	169.389	19.080	48.269
6802910000	Marble, travertine & alabaster, further worked	346.661	2.082.025	104.627	671.397
6802930000	Granite further worked	372.030	1.726.557	108.078	641.268
6802990000	Monumental/building stone, further worked	110.622	229.903	37.252	99.576
6803000010	Slate(work&article/of agglomerat)slabs/roofing slates	15.409	111.947	12.500	66.706
6803000090	Slate(work&article/of agglomerat)oth thn slabs/roofing slates	2	578	12	5.283
6804100000	Millstones & grindstones for milling,grinding/pulping	375.105	1.244.280	894.028	2.533.994
6804210000	Millstones, grindstones, grinding of agglomerated synthetic/natural diamond	129.784	343.273	321.824	899.888
6804220000	Oth millstone,grindstone,grinding wheel&the like of oth agglomerat abrasv/ceramic	660.953	2.121.625	2.350.732	5.468.882
6804230000	Oth millstone,grindstone,grinding wheel&the like of natural stone	137.109	634.066	502.763	1.005.547
6804300000	Hand sharpening/polishing stones	41.145	873.923	60.528	559.247
6805100000	Natural, art. abrasive powder,grain on a base of woven textile fabric only	222.369	538.400	936.774	2.088.446
6805201000	Polishing discs on base of paper/paperboard only	3.982	12.464	31.289	93.048
6805209000	Oth natural abrasive on base of paper or paperboard only	251.400	556.480	568.757	1.127.471
6805300010	Abrasiv powder/grain,natural/artificial,base of oth materl, polishing discs	16.413	73.569	83.156	319.549
6805300090	Abrasiv powder/grain,natural/artificial,base of oth materl,oth thn polish disc	118.335	296.762	295.362	894.032
6806100000	Slag wool, rock wool & similar mineral wools, in bulk, sheets/rolls	891.429	2.189.729	1.089.983	2.533.650
6806200000	Exfoliated vermiculite, expanded clays, foamed slag,similar exp.mineral mtrials	54.261	105.333	26.484	296.967
6806900000	Insulating, sound-insulating/sound-absorbing mineral materials	516.304	933.260	869.579	1.941.551
6807100000	Articles of asphalt/of similar material in rolls	571.392	1.027.522	346.335	566.317
6807900000	Oth articles asphalt/similar material	437.866	1.124.663	342.634	787.358
6808000000	Panels, boards, tiles, & similar art.of vegetable fibre, agg with cement etc	157.474	560.445	86.685	380.864
6809110000	Boards, sheets faced, reinforced with paper/board only	1.101.593	1.937.220	183.969	343.518
6809190000	Board, sheet not faced, reinforced with paper/board only	1.845.125	4.917.818	332.155	1.044.755
6809909000	Articles of plaster/of compositions based on plaster oth than dental moulds	12.298	80.240	2.824	77.620
6810110000	Tile,flagstone,brick similar article building blocks & bricks	830.982	1.024.368	80.351	198.523
6810190000	Tile,flagstone,brick similar article oth thn building block&brick	190.471	240.107	200.656	835.187
6810910010	Prefabrcat structrl componnt for build/civil engineering concrete building pile	0	2.272.776	0	395.017
6810990090	Oth prefabricated structural component	995	49.563	2.435	66.671
6811400000	Article of cemnt,cellulose fibr/the like containing asbestos	27.272	847.987	15.095	176.000
6811820000	Article of cemnt,cellulose fibr/the like oth sheet,panel,tile&similar article	762.309	1.791.095	200.317	532.646
6811830000	Article of cemnt,cellulose fibr/the like tubes, pipes and tubes/pipe fittings	860	1.959	1.733	7.781
6811890000	Oth article of cement,cellulose fibr/the like	1.310	5.473	19.690	61.243
6812801000	Cloth&accessori,paper,millboard&felt,fabricated crocidolite fibres	321	583	457	5.512
6812809000	Oth thn cloth&accessori,millboard&felt,paper,fabricated crocidolite fibres	104.640	264.788	1.001.665	2.489.543
6812910000	Oth fabricat asbestos fibres;mix with asbestos,cloth&accessr,footwear&headgear	343	1.952	4.399	27.792
6812920000	Oth fabricat asbestos fibres;mix with asbestos,paper,millboard&felt	44.575	49.232	30.055	44.173
6812930000	Oth fabricat asbestos fibres;mix with asbestos,compres fbrs joint,in sheet/roll	39.580	143.745	60.355	193.878

I.3. IMPOR MENURUT KOMODITI / IMPORT BY HS COMMODITY
***** MARET / MARCH 2010 *****

HS	Uraian Komoditi Commodity Description	Berat Bersih / Net Weight (Kg)		Nilai / Value C.I.F (US\$)	
		Bulan ini Current Month	Kumulatif Cum.Jan. to date	Bulan ini Current Month	Kumulatif Cum.Jan. to date
6812991000	Oth fabricat asbestos fibres;mix with aasbestos,cloth&accessori,paper,millboard	2.387	2.451	9.513	11.289
6812999000	Oth fabricat asbestos fibres;mix with aasbestos,oth woven/knitted fabrics	39.688	254.638	132.422	470.409
6813200000	Friction material and articles thereofcontaining asbestos	9.496	35.010	22.276	127.481
6813810000	Friction material&article thereof notcontaining asbestos brake lining&pad	110.513	337.691	1.284.099	2.761.167
6813890000	Friction material&article thereof notcontainng asbests oth brake lining&pad	204.303	451.410	1.678.745	3.872.194
6814100010	Worked mica & articles of mica, agglomerated,sheets,strips, simply cut to shape	18.964	26.227	52.506	121.994
6814100090	Oth worked mica & articles of mica,agglomerated, reconstituted	1.928	19.019	8.168	81.238
6814900010	Worked mica & articles of mica, in rolls& pieces, simply cut to shape	915	2.081	7.009	29.166
6814900090	Oths worked mica & articles of mica	301	1.240	1.808	5.698
6815101000	Yarn/thread non-electrical articlesgraphite/carbon	1.051	2.815	13.034	32.059
6815102000	Bricks, paving slabs, floor tiles, etcnon electrical articles graphite/carbon	43.800	64.163	18.670	36.476
6815109000	Oth non electrical articles graphiteor carbon	8.697	35.630	93.681	210.924
6815200000	Articles of peat	0	1.049	0	2.600
6815910000	Articles of stone, contents magnesite,dolomite/chromite	0	522	0	5.284
6815990000	Oth articles of stone,oth thn contentmagnesite,dolomite/chromite	9.540	18.385	73.328	190.066
6901000000	Bricks,blocks,tiles & oth ceramic goods of siliceous fossil meals/of similar	1.800	25.781	19.614	297.857
6902100000	Goods of siliceous cont by weight,singly/together mg,ca,cr > 50%	2.007.441	5.041.234	2.118.764	4.943.365
6902200000	Goods of siliceous cont by weight,singly/together alumina,silica > 50%	2.782.179	7.904.088	4.312.664	12.612.876
6902900000	Goods of siliceous cont by weight, ofoth metals compound	4.023.750	9.328.185	4.805.422	11.346.452
6903100000	Oth refractory ceramic goods cont byweight, graphite/carbon > 50 %	11.493	63.442	115.514	308.934
6903200000	Oth refractory ceramic goods cont byweight, alumina/silica > 50%	32.380	1.041.812	109.551	1.222.939
6903900000	Oth refractory ceramic goods cont byweight, oth metal compound > 50%	502.223	1.100.793	887.282	2.473.067
6904100000	Ceramics building bricks	36.520	37.853	18.042	21.428
6904900000	Flooring blocks, support/filler tiles& the like	79	933	248	7.652
6905100000	Roofing tiles of ceramic	1.953	47.233	918	30.008
6905901000	Lining bricks for ball millslining bricks for ball mills	0	105	0	1.066
6905909000	Chimney-pots,cowls,chimney liners, architectural ornaments & oth ceramic constr	1.114	1.114	19.341	19.341
6906000000	Ceramic pipes, conduits, guttering,pipefittings.	7	1.025	1.231	11.339
6907100000	Tile,cube&similar article,whether/notrectangular,circle <7cm	0	18.776	0	7.234
6907900000	Oth thn tile,cube&similar article,whether/not rectangular,circle<7cm	6.547.261	33.236.702	1.953.455	9.644.566
6908100000	Oth thn tile,cube&similar article,whether/not rectangular,circle>=7cm	0	298	0	1.300
6908901000	Oth thn tile,cube&similar articl,whethr/not rectangular,circle>=7cm,plain tile	110.256	211.463	36.395	69.329
6908909000	Oth tiles	2.719.106	9.001.581	828.663	2.781.750
6909110000	Ceramic wares for laboratory, chemicalor oth technical of porcelain/china	181.820	494.543	217.626	654.294
6909120000	Ceramic wares having a hardness >= 9the mohs scale	227.801	667.904	340.620	831.593
6909190000	Oth ceramic wares for laboratory,chemical/oth technical uses	20.917	92.944	63.848	625.398
6909900000	Ceramic trough,tub,used in agricultureceramic pots, jars for packing of goods	11.918	13.257	49.460	86.530
6910100000	Ceramic sinks, wash basins, wash basinof porcelain/china	558.239	1.625.876	492.580	1.358.136
6910900000	Ceramic sinks, wash basins, wash basinof oth than porcelain/china	114.129	167.679	117.086	209.347
6911100000	Tableware & kitchenware of porcelain/china	1.017.093	4.802.525	454.814	2.036.990
6911900000	Oth household, toilet articles ofporcelain/china	515	41.648	4.332	45.344
6912000000	Tableware & kitchenware, oth householdtoilet art, oth than porcelain/china	74.674	212.065	79.775	208.259
6913100000	Statuettes & oth ornamental ceramic art.of porcelain/china	42.266	128.605	31.033	92.373
6913900000	Statuettes & oth ornamental ceramic art.of oth than porcelain/china	20.985	63.016	42.520	74.656
6914100000	Oth ceramic articles of porcelain/china	22.325	89.010	25.786	68.865
6914900000	Oth ceramic articles of oth thanporcelain/china	2.028	34.548	80.659	227.827
7001000000	Cullet & oth waste & scrap of glass;glass in the mass.	5.466.639	11.897.043	350.072	754.963
7002100000	Glass in balls	123.451	243.476	18.927	47.541
7002200000	Glass in rods	135	143	1.774	1.866
7002311000	Fused quartz/oth fused silica forvacuum tubes	14	1.191	2.268	19.836
7002319010	Fused quartz/oth fused silica forenamel glass	220	1.197	10.758	45.101
7002319090	Glass in ball,tube of fused quartz/othfuse silca,oth thn boro silict glas tube	166.739	291.697	85.603	314.833
7002329010	Glass having a linear coefficient 0-300celcius for venamel glass	421.438	1.243.168	828.886	2.374.466
7002329090	Glass having a linear coefficient 0-300celc oth thn vacuum/boro silict glas tube	6.455	22.396	115.734	347.495
7002391000	Oth transparent neutral glass forvacuum tubes	1.313	2.597	4.369	12.109
7002399010	Oth transparent neutral glass for enamelglass	48	48	388	388
7002399090	Oth glass having linear coeff. 0-300coth thn vacuum&boro silict glas tube	15.500	111.977	9.990	185.241
7003121000	Optical colored glass, not opticallyworked	10.084	60.234	101.026	597.241
7003122000	Non wired sheets,in squares/rectangularshape incl.1,2,3,4 corners cut, colored	105.756	108.432	67.824	68.590
7003129000	Oth non-wired sheets colored glass	79.488	167.671	23.496	49.606
7003199000	Oth non-wired sheets not colored glassor profiles	1.648.861	4.005.343	501.045	1.171.118
7003200000	Cast glass and rolled glass,wired sheets	197	44.390	3.519	36.952
7003300000	Cast glass and rolled glass,profiles	0	34	0	36
7004201000	Optical drawn,blown glass,not opticallyworked opacified, flashed, absorbent	0	14	0	430
7004209000	Optical drawn, blown glass, opticallyworked,flashed,opacified, absorbent	182.071	182.456	101.924	103.299
7004909000	Oth optical drawn,blown glass,opticallyworked,flashed,opacified, absorbent	563.830	898.462	160.038	283.261
7005101000	Optical float glass,not optically worked,flashed,opacified, absorbent	2.090	24.145	15.612	27.012
7005109000	Float glass in sheet, optically workedflashed, opacified, absorbent	524.389	1.055.634	160.357	419.291
7005211000	Oth non-wired glass, colored, opacifiedoptical glass, not optically worked	345.599	1.209.772	154.792	549.625
7005219000	Oth non-wired glass, colored, opticallyworked, flashed, opacified	503.039	608.866	209.143	225.296
7005299000	Oth non-wired glass, not colored,optically worked	955.508	2.495.051	398.588	1.003.411
7005300000	Float glas&surface ground/polish glas,wired glass	0	10	0	617
7006001000	Optical glass, not optically workedfor glass of heading 70,03,70.04,70.05	1	3.501	1	14.396
7006009000	Optical glass, optically worked forglass of heading 70,03,70.04,70.05	191.118	357.270	220.168	357.450
7007111000	Toughened (tempered) safety glasssuitable for vehicles of chapter 87	69.357	226.598	331.564	1.013.295
7007114000	Toughened (tempered) safety glass suitable for ships,boats,floatng chapter 89	1.047	1.518	7.262	17.222
7007191000	Toughened (tempered) safety glass suitable for earth moving machinery	273	6.788	3.745	20.531
7007199000	Toughened (tempered) safety glass suitable for oth machinery	32.044	131.795	58.669	290.519

I.3. IMPOR MENURUT KOMODITI / IMPORT BY HS COMMODITY
***** MARET / MARCH 2010 *****

HS	Uraian Komoditi Commodity Description	Berat Bersih / Net Weight (Kg)		Nilai / Value C.I.F (US\$)	
		Bulan ini Current Month	Kumulatif Cum.Jan. to date	Bulan ini Current Month	Kumulatif Cum.Jan. to date
7007211000	Laminated safety glass suitable for vehicles of chapter 87	29.463	107.286	139.028	406.173
7007212000	Laminated safety glass suitable for aircraft/spacecraft of chapter 88	0	58	0	10.412
7007291000	Laminated safety glass suitable for earth moving machinery	0	217	0	4.708
7007299000	Laminated safety glass suitable for other machinery	2.553	5.906	41.817	107.375
7008000000	Multiple-walled insulating units of glass.	129.373	343.837	140.584	414.683
7009100000	Rear-view mirrors for vehicles	157.241	492.246	1.157.248	3.708.189
7009910000	Glass mirrors, unframed	161.056	311.451	305.999	805.117
7009920000	Glass mirrors, framed	28.691	252.870	73.342	408.658
7010100000	Ampoules of glass	17.335	110.093	111.859	742.830
7010200000	Stoppers, lids & other closures of glass	2.747	57.593	6.539	102.377
7010901000	Carboys, demijohns & bottles for injectables of a capacity > 1 ltr, of glass	298	299	301	306
7010902000	Bottles & vials for antibiotics, serums & other injectables of capacity < 1 ltr	339.735	668.218	240.378	618.670
7010903000	Other bottles for intravenous fluids of glass	68.088	132.684	105.987	223.172
7010909000	Flask, jars, pots, phials, other containers of glass	5.901.311	12.897.642	2.908.964	7.342.493
7011101000	Stem for electric lighting	207	2.048	5.589	43.843
7011109000	Glass envelopes for electric lighting other than stem	380.278	1.133.628	364.928	919.474
7011201000	Television tubes, cathode-ray tubes	5.908.616	18.769.140	4.899.908	14.955.424
7011900000	Other glass envelopes, bulbs, tubes, open & glass parts thereof, without fitting	1.394	1.625	10.719	13.157
7013100000	Glassware of a kind used for table, kitchen, toilet, office of glass-ceramic	105.476	377.273	238.774	604.843
7013220000	Stemware drinking glasses, of lead crystal	4.184	4.184	8.186	8.186
7013280000	Stemware drinking glasses, neither glass-ceramics nor lead crystal	31.569	287.896	93.509	475.956
7013330000	Other drinking glasses, of lead crystal	0	8	0	108
7013370000	Other drinking glasses, neither glass-ceramics nor lead crystal	108.564	406.835	175.770	534.785
7013410000	Glassware for table (not drinking glass) kitchen purposes, of lead crystal	682	866	1.373	1.798
7013420000	Glassware for table (not drinking glass) kitchen, linear coefficient < 5x10 ⁻⁶ /Kelvin, 0 - 3000 C	4.375	9.270	17.469	35.542
7013490000	Other glassware for table (not drinking glass) kitchen purposes, not ceramics	81.273	185.503	101.741	298.630
7013910000	Other glassware of lead crystal	8.001	9.729	11.158	16.215
7013990000	Other glassware	133.518	571.202	254.742	954.282
7014001000	Signalling glassware & optical element for motor vehicles	59	1.014	2.137	10.906
7014009010	Lighthouse lamp, ship/locomotive/railway lantern, aircraft, beacons aerodromes	1	5.823	113	4.284
7014009090	Other signalling glassware & optical elements of glass, not optically worked	13.625	31.898	37.128	181.752
7015100000	Glasses for corrective spectacles	18.882	34.169	387.925	683.124
7015901000	Clock or watch glasses	412	77.314	22.474	67.700
7015909000	Glasses for non-corrective spectacles; hollow glass spheres & their segments	1.772	2.456	37.583	77.116
7016100000	Glass cubes & other glass smallwares, for mosaics or decorative purposes	10.301	24.275	52.259	60.700
7016900000	Other articles of moulded glass; leaded lights; multicellular & similar forms	812.819	1.128.078	326.408	794.769
7017101000	Quartz reactor tubes and holders, for production of semiconductor	0	1	0	960
7017109000	Other laboratory or pharmaceutical of fused quartz or other fused silica	5.403	37.172	124.004	460.282
7017200000	Laboratory, hygienic/pharmaceutical with coefficient < 5x10 ⁻⁶ /kelvin, 0 - 3000 C	3.688	25.498	42.089	248.842
7017900000	Laboratory, hygienic/pharmaceutical glassware, fused quartz/other fused silica	7.609	20.929	114.421	230.749
7018100000	Glass beads, imitation pearls, imitation precious & glass smallwares	190.811	483.246	445.368	924.650
7018200000	Glass microspheres <= 1mm in diameter	48.000	194.364	15.912	96.149
7018900000	Glass eyes, not prismatic articles, ornament of lamp-worked glass, not imitation jewellery	44.837	107.547	190.003	282.336
7019110000	Chopped strands, of a length <= 50 mm	36.502	206.921	106.811	397.382
7019120000	Roovings of glass fibres	307.154	992.847	290.526	866.556
7019191000	Yarn of glass fibres	26.223	70.760	35.196	67.342
7019199000	Sliver & chopped strand of glass fibres	34.563	151.187	643.669	1.141.281
7019310000	Mats of glass fibres	624.801	1.880.684	794.784	2.318.908
7019320000	Thin sheets (voiles) of glass fibres	44.678	85.225	94.013	256.144
7019391000	Asphalt/coal-tar impregnated glass-fibre outerwrap for pipelines	2.190	50.990	30.002	653.511
7019399000	Mattresses, boards and similar nonwoven products of glass fibres	179.241	674.143	362.888	1.684.419
7019400000	Woven fabrics of glass fibres rovings	115.442	307.650	163.249	407.796
7019510000	Other woven fabric, of a width <= 30 cm	16	9.801	193	53.494
7019520000	Other woven fabric, of a width > 30 cm plain weave, of single yarn	9.306	9.931	42.026	53.084
7019590000	Other woven fabric, of a width > 30 cm	8.205	81.734	66.945	191.688
7019903000	Escape chutes of glass fibres	2	6.308	64	130.590
7019909000	Other articles of glass fibres	248.829	928.552	275.732	1.222.358
7020001100	Glass moulds for the manufacture of acrylic goods	0	36.570	0	51.181
7020001900	Glass moulds for other purposes	5.170	8.790	153.610	255.106
7020002000	Quartz reactor tubes & holders designed for production of semiconductor wafers	536	1.080	6.487	15.736
7020009000	Other articles of glass.	264.758	701.250	536.604	1.482.863
7101100000	Natural pearls	2	5.342	167	20.172
7101210000	Cultured pearls, unworked	0	476	0	3.061
7103100000	Precious stones, unworked or simply sawn or roughly shaped	0	525	0	4.324
7104101000	Piezo-electric quartz, unworked	33	33	10.922	10.922
7104102000	Piezo-electric quartz, worked	2.014	5.289	36.396	98.095
7104200000	Other synthetic precious stones, unworked or simply sawn or roughly	1	1	9.930	9.930
7104900000	Other synthetic precious stones, worked	0	4	0	144
7105100000	Dust and powder of diamonds	95	199	62.405	64.758
7105900000	Dust & powder of other natural or synthetic precious/semi precious stones	32	150	1.093	7.118
7106910000	Silver, unwrought	1.618	4.882	1.064.899	2.741.445
7106920000	Silver, semi-manufactured	320	3.377	95.800	306.632
7107000000	Base metals clad with silver, not further worked than semi-manufactured.	0	176	0	80.818
7108110000	Gold powder	10.156	12.046	456.073	459.237
7108121000	Gold in lumps, ingots or cast bars	5.936	5.977	1.212.467	2.699.971
7108129000	Gold in other unwrought forms :	10.698	24.543	1.007.115	2.384.712
7108130000	Gold, non-monetary, other semi-manufactured form	100	265	1.530.313	4.088.014
7109000000	Base metals/silver, clad with gold not further worked than semi-manufactured	120	132	187.534	300.331

I.3. IMPOR MENURUT KOMODITI / IMPORT BY HS COMMODITY
***** MARET / MARCH 2010 *****

HS	Uraian Komoditi Commodity Description	Berat Bersih / Net Weight (Kg)		Nilai / Value C.I.F (US\$)	
		Bulan ini Current Month	Kumulatif Cum.Jan. to date	Bulan ini Current Month	Kumulatif Cum.Jan. to date
7110111000	Platinum, in lumps, ingots, cast bars,powder or sponge	18	77	367	492
7110119000	Platinum in oth form, unwrought	72	152	1.246	3.042
7110190000	Platinum, wrought	15	212	829	6.507
7110212000	Palladium in lumps, ingots, cast bars,powder or sponge	6	15	661	1.579
7110219000	Palladium, unwrouht, in other form	0	1	0	18
7110490000	Iridium, osmium & ruthenium, wrought	0	37	0	190
7112300000	Ash containing precious metal orprecious metal compounds	0	1.955	0	30.573
7113111000	Parts of jewellery of silver	805	1.144	669.392	1.177.557
7113119000	Jewellery of silver	4.653	7.113	17.340	31.957
7113199000	Jewellery of other precious metal	262	2.812	6.177	183.913
7113209000	Jewellery of base metal, clad withprecious metal	230	916	1.125	4.719
7114200000	Articles of goldsmiths wares ofbase metals, clad with precious metal	0	84	0	9.042
7115100000	Catalysts of platinum, in the formof wire cloth or grill	27	130	144	2.521
7115902000	Other articles of metal clad with goldor silver	0	63	0	2.245
7115909000	Oth articles of precious metal/of metalclad with precious metal	14	14	3.805	3.805
7116200000	Articles of precious/semi-preciousstones(natural/synthetic/reconstructed)	28	57	70.035	124.599
7117111000	Parts cuff-links and studs, of basemetal, whether or not plated	256	4.460	6.343	84.464
7117119000	Cuff-links and studs of base metalwhether/not plated with precious metal	11.103	47.334	29.335	104.543
7117191000	Bangles of base metal, whether or notplated with precious metal	15	8.731	243	68.015
7117192000	Parts of oth imitation jewelleryof base metal, whether or not plated	0	875	0	2.289
7117199000	Other imitation jewellery of base metalwhether or not plated	33.261	217.485	469.780	1.812.548
7117901000	Bangles	4.163	9.257	83.601	96.747
7117902000	Other imitation jewellery	77.892	399.900	175.946	897.332
7117909000	Parts of imitation jewellery	1.343	11.228	144.075	353.561
7118101000	Silver coin, not being legal tender	0	6	0	1.129
7118109000	Oth coin (not gold coin), not beinglegal tender	450.000	956.543	1.880.000	3.993.951
7201100000	Non-alloy pig iron cont. by weight0.5% or less of phosphorus	447.232	790.572	365.178	601.195
7201500000	Alloy pig iron; spiegeleisen	0	68.640	0	36.866
7202110000	Ferro-manganese, cont. by weight morethan 2% of carbon	193.000	1.856.995	300.050	2.527.983
7202190000	Ferro-manganese, cont. by weight <=than 2% of carbon	123.480	260.336	374.668	807.651
7202210000	Ferro-silicon, cont. by weight morethan 55% of silicon	1.134.603	2.144.203	1.597.149	2.914.554
7202290000	Ferro-silicon, cont. by weight <=than 55% of silicon	136.186	820.158	327.476	1.939.077
7202300000	Ferro-silico-manganese	3.324.910	5.905.609	4.464.368	7.826.725
7202410000	Ferro-chromium, cont. by weight morethan 4% of carbon	212.363	535.811	415.874	898.543
7202490000	Ferro-chromium, cont. by weight <=than 4% of carbon	822	91.151	8.642	301.731
7202500000	Ferro-silico-chromium	1.700	1.700	5.143	5.143
7202700000	Ferro-molybdenum	27.041	90.576	643.898	1.836.705
7202910000	Ferro-titanium and ferro-silico-titanium	5.067	10.067	35.372	54.108
7202920000	Ferro-vanadium	9.852	33.550	60.046	469.706
7202930000	Ferro-niobium	735	735	8.530	8.530
7202990000	Other ferro-alloys	166.948	607.410	347.115	1.338.844
7203100000	Ferrous products obtained by directreduction of iron ore	33.058.160	33.117.760	8.644.770	8.675.174
7203900000	Other ferrous products	106.506	115.279	90.083	93.413
7204100000	Waste and scrap of cast iron	1.006.994	6.701.342	318.865	1.929.848
7204210000	Waste and scrap of stainless steel	1.970	14.526	16.265	23.930
7204290000	Waste and scrap of oth alloy steel	36.551.322	163.177.995	12.251.422	54.756.109
7204300000	Waste & scrap of tinned iron or steel	1.989.366	4.655.981	902.631	1.921.569
7204410000	Turnings,shavings,chips,milling waste,sawdust,filings,trimmings & stampings	664.589	1.428.677	234.841	534.660
7204490000	Other ferrous waste and scrap :	118.601.032	222.906.340	43.443.874	75.914.929
7204500000	Remelting scrap ingots	2.594	2.594	5.656	5.656
7205100000	Granules of pig iron, spiegeleison,iron or steel	697.534	1.958.204	728.258	2.145.899
7205210000	Powder of alloy steel	121.943	252.665	175.271	366.149
7205290000	Powder of pig iron, spiegeleison,iron or steel (oth than alloy steel)	165.310	604.400	270.980	840.763
7206101000	Iron and non-alloy in ingotscontaining by weight > 0.6% of carbon	91.155	249.684	30.478	132.329
7206109000	Iron and non-alloy in ingotscontaining by weight <= 0.6% of carbon	138.007	321.341	303.027	684.493
7206900000	Iron and non-alloy in primaryform other than ingots	193.120	513.700	1.637.589	4.809.166
7207110000	Semi-finished iron/non-alloycont. < 0,25% carbon ,rectnglr,square	16.860.128	83.144.048	8.176.297	39.636.979
7207121000	Slabs of iron/non alloy, cont.< 0,25%of carbon, other than square	215.783.151	658.236.301	100.253.626	309.923.883
7207129000	Oth semi-finished iron/non-alloycont.< 0,25% carbon ,rectnglr,not square	577.023	12.442.466	246.429	5.912.944
7207190000	Oth semi-finished iron/non-alloycont.< 0,25% of carbon	991.789	3.680.858	478.302	1.799.048
7207201100	Slabs of iron/non alloy,cont.by weight> 0.6% of carbon	58.467	64.480	60.898	71.277
7207201900	Oth semi-finished iron/non-alloycont. by weight > 0,6% of carbon	358	499.975	1.711	472.812
7207209100	Slabs of iron/non alloy,cont.by weight0,25% <= carbon <= 0.6%	63.877	332.294	116.152	434.503
7207209900	Oth semi-finished iron/non-alloycont.by weight 0,25% <= carbon <= 0,6%	4.722.073	8.527.417	3.362.091	6.060.390
7208100000	Flat-rolled iron/nas,HRC,reliefwidth > 600 mm	855.827	6.121.741	533.383	3.642.249
7208251000	Flat-rolled iron/nas,HRC,pickled,width>600 mm, thick >= 4.75 mm for re-rolling	0	365	0	4.381
7208259000	Flat-rolled iron/nas,HRC,pickled,width>600 mm.thick>= 4.75 mm,not re-rolling	3.274.403	9.383.348	2.394.297	7.317.812
7208260000	Flat-rolled iron/nas,HRC,pickled,width>600,thick > 3 mm or but thick< 4,75 mm	9.433.284	25.831.712	6.927.632	18.903.696
7208270000	Flat-rolled iron/nas,HRC,pickled,width>600mm, of a thickness of less than 3 mm	16.057.545	44.816.821	11.694.726	32.495.558
7208360000	Flat-rolled iron/nas, HRC,width >600 mm, thick >10 mm	657	2.322.679	7.413	1.734.912
7208370000	flat-rolled iron/nas, HRC,width >600 mm, of a 4,75< thick< 10mm	2.692.114	7.747.645	1.912.753	5.292.437
7208380000	flat-rolled iron/nas, HRC,width >600 mm, of a 3< thick< 4,75 mm	1.663.252	7.336.058	1.094.022	4.417.303
7208390000	Flat-rolled iron/nas, HRC,width >600 mm, thick< 3 mm	12.873.018	61.755.596	6.933.314	33.846.549
7208400000	Flat-rolled iron/nas, HRnCreliief	3.237.029	3.416.542	1.998.731	2.175.614
7208510000	Flat-rolled iron/nas, HRnC,width>600 mm, of a thickness > 10 mm	14.625.478	33.709.711	11.064.789	23.958.092
7208520000	Flat-rolled iron/nas, HRnC,width>600 mm, 4,75 < thickness < 10 mm	3.298.715	25.611.616	2.288.191	16.238.012
7208530000	Flat-rolled iron/nas, HRnC,width>600 mm, 3 < thickness < 4,75 mm	581.988	1.238.358	2.158.396	3.095.037
7208540000	Flat-rolled iron/nas, HRnC,width>600 mm, thickness < 3 mm	409.156	471.267	250.038	315.491

I.3. IMPOR MENURUT KOMODITI / IMPORT BY HS COMMODITY
***** MARET / MARCH 2010 *****

HS	Uraian Komoditi Commodity Description	Berat Bersih / Net Weight (Kg)		Nilai / Value C.I.F (US\$)	
		Bulan ini Current Month	Kumulatif Cum.Jan. to date	Bulan ini Current Month	Kumulatif Cum.Jan. to date
7208900000	Other Flat-rolled iron/nas	3.030.123	9.137.971	2.936.718	9.224.805
7209150000	Flat-rol in coils, cold-rolledwidth > 600 mm, thickness >3 mm	866.305	2.524.883	647.383	2.511.998
7209160010	Flat-crc, pickled or not, 1<thick<3mm,600 < width < 1250 mm	11.378.178	31.947.438	8.143.876	22.803.758
7209160090	Flat-crc, pickled or not, 1<thick<3mm,width > 1250 mm	3.279.854	8.297.972	2.468.889	6.073.160
7209170010	Flat-crc, pickled or not, 0.5<thick<1mm,600 < width < 1250 mm	22.450.302	64.141.076	15.784.862	45.062.236
7209170090	Flat-crc, 0.5<thickness<1mmwidth > 1250 mm	9.156.372	28.167.741	6.950.477	21.102.056
7209181000	Tin-mill blackplate (tmbp), crcof a thickness < 0.5 mm	10.069.175	33.352.987	8.767.629	28.178.572
7209189000	Flat-crc, 0,17< thickness< 0,5 mmcontaining by weight<= 0.6% of carbon	26.730.265	66.503.885	18.790.429	45.938.291
7209250000	Flat of iron/non-alloy, not in coilcold rolled, of a thickness >= 3 mm	522.443	7.527.799	418.343	4.994.873
7209260010	Flat of iron/non-alloy, not coil,coldrolled,1mm<thickness<3mm,width<=1,250 mm	9.938	433.682	7.978	202.285
7209260090	Flat of iron/non-alloy, not coil,coldrolled,1 mm<thickness<3mm,width>1,250 mm	23.709	126.428	17.286	123.952
7209270010	Flat of iron/non-alloy,not coil,coldrolled,0.5mm<=thickness<1mm,width<1,250mm	12.916	125.118	13.124	67.406
7209270090	Oth flat of iron/non-alloy,not incoil,cold rolled,0.5mm <= thickness<1 mm	13.647	31.707	8.540	28.335
7209289000	Flat-CRnC, 0,17< thickness< 0,5 mmcontaining by weight<= 0.6% of carbon	199	120.142	2.003	165.742
7209901000	Flat of iron/non-alloy, cold-rolled,corrugated form	12.292	30.850	19.733	53.785
7209909000	Flat of iron/non-alloy, cold-rolled,other than corrugated form	61.481	158.276	91.971	153.214
7210111000	Flat-rolled of iron/nas,carbon>=0.6%plated or coated with tin,thick > 0,5mm	59.003	156.857	67.967	180.369
7210119000	Flat-rolled of iron/nas,carbon< 0.6%plated or coated with tin,thick > 0,5mm	0	17.812	0	16.975
7210121000	Flat-rolled of iron/nas,carbon>=0.6%plated or coated with tin,thick < 0,5mm	3.421.007	7.811.679	3.916.447	8.709.780
7210129000	Flat-rolled of iron/nas,carbon< 0.6%plated or coated with tin,thick < 0,5mm	7.294.401	21.826.480	7.947.360	23.041.891
7210201000	Flat-rolled of iron/nas,carbon>=0.6%plated or coated with lead, thick <1,5mm	535.322	1.529.323	703.974	1.971.417
7210209000	Flat-rolled of iron/nas,carbon>=0.6%plated or coated with lead, thick >1,5mm	9.046	59.001	14.056	119.286
7210301000	Flat-rolled of iron/nas,carbon < 0.6%plated or coated with lead, thick <1,5mm	4.300.022	14.525.497	3.942.812	12.660.913
7210309000	Flat-rolled of iron/nas,carbon < 0.6%plated or coated with lead, thick >1,5mm	3.833.127	6.968.247	4.105.421	7.525.937
7210491000	Flat-rolled of iron/non-alloy, othwiseplated zinc,not corrugated,thick <=1.2mm	4.708.870	15.637.614	4.001.108	13.546.467
7210492000	Flat-rollof iron/nas,othwise plated zinccarbon< 0.6% ,n-coruugated,thick<= 1,5mm	4.153.735	10.593.091	3.583.373	8.987.952
7210499000	Flat-rolled of iron/non-alloy, othwiseplated zinc,not corrugated,thick > 1.2mm	1.531.547	3.989.035	1.357.421	3.656.257
7210500000	Flat-rolled iron/non-alloyplated with chromium & or chromium oxides	3.905.064	6.193.813	4.252.124	6.702.389
7210611000	Flat-rolled iron/non-alloyplated with alumnm-zinc,thickness<=1.2mm	13.879.564	42.577.995	12.237.720	36.535.169
7210619000	Flat-rolled iron/non-alloyplated with alumnm-zinc,thickness >1.2mm	87.466	1.977.111	565.627	2.640.143
7210691000	Flat-rolled iron/non-alloyplated with oth alumnm,thickness<=1.2mm	572.220	1.384.551	615.163	1.501.454
7210699000	Flat-rolled iron/non-alloyplated with oth alumnm,thickness >1.2mm	118.908	320.645	132.142	361.866
7210701000	Flat-rollof iron/nas,painted, varnished,coated plastics,carbon<0.6%,thick<=1,5mm	6.453.813	19.129.913	6.732.158	19.542.166
7210709000	Flat-rollof iron/nas,painted, varnished,coated plastics,carbon<0.6%,thick>1,5mm	132.964	505.914	183.898	577.113
7210901000	Flat-rollof iron/nas,plated,coated othmetal,carbon<0.6%,thick<=1,5mm	0	200.295	0	227.335
7210909000	Flat-rollof iron/nas,plated,coated othmetal,carbon<0.6%,thick>1,5mm	445.594	2.625.202	761.128	3.230.201
7211131000	Hoop,strip iron/not alloy, HR, not clad150 mm<width<600mm,thick <= 4mm	0	124	0	11.657
7211139000	Rolled on 4 faces/in closed box,HR, notclad, oth shape,thick<=4mm, width>150mm	31.883	609.884	88.375	599.186
7211141000	Hoop&strip iron/not alloy, HR, not cladcarbon<=0,6%,thick>=4,75mm, width<400m	122.558	169.367	151.068	209.579
7211142000	Flat-rolled iron/not alloy, HR,not cladcorrugated, carbon <=0,6%,thick>=4,75mm	2.481	3.978	17.248	47.656
7211149000	Oth flat-rolled iron/not alloy,not cladhr, carbon <=0,6%,thick>=4,75mm	300.619	709.681	505.680	1.290.318
7211191000	Hoop&strip iron/not alloy, HR, not cladcarbon<=0,6%,thick<4,75mm, width<400mm	68.016	233.751	58.732	557.746
7211199000	Oth flat-rolled iron/not alloy,not cladhr, carbon <=0,6%, 0.17<thick<4.75 mm	173.344	1.075.668	192.100	907.876
7211232000	Hoop&strip iron/not alloy,CR, not cladcarbon<=0,25%, width < 400mm	63.195	228.128	123.449	360.134
7211233000	Oth flat-rolled iron/not alloy,not cladcr, carbon < 0,25%,thick < 0.17 mm	0	41.044	0	82.648
7211239010	Oth flat-rolled iron/not alloy,not cladcr, carbon < 0,25%,thick < 40 mm	34.938	34.938	21.708	21.708
7211239090	Oth flat-rolled iron/not alloy,not cladcr, carbon < 0,25%, thick >= 40 mm	316.499	751.227	299.860	666.920
7211291000	Flat-rolled iron/not alloy,CR,not cladcorrugated, carbon >= 0,25%	0	183.691	0	162.381
7211292000	Hoop&strip iron/not alloy,CR, not cladcarbon >= 0,25%, width < 400mm	213.207	522.658	354.340	755.720
7211299000	Oth Hoop&strip iron/not alloy,not cladcr, carbon >= 0,25%, width < 400mm	105.230	352.795	155.102	640.014
7211901000	Oth Hoop&strip iron/not alloy,not cladwidth < 400mm	115.763	487.921	155.266	454.887
7211902000	Oth flat-rolled iron/not alloy,not cladcorrugated, carbon < 0,6%	0	41.907	0	83.206
7211903000	Oth flat-rolled iron/not alloy,not cladthickness <= 0.17 mm	0	4	0	29
7211909000	Oth flat-rolled iron/not alloy,not cladthickness > 0.17 mm	241.502	1.806.986	624.820	2.260.699
7212101000	Hoop,strip iron/not alloy, coated tin,width < 400mm	299.733	318.028	383.592	410.059
7212109000	Flat-rolled iron/not alloy, coated tin,400 mm <= width < 600mm	81.324	93.641	52.861	78.688
7212201000	Hoop,strip iron/not alloy, width<400mm,elect coated with zinc	0	70.645	0	60.511
7212202000	Flat-rolled iron/not alloy,width<600mm,carbon<0.6%,thick<=1,5mm,elect coat zinc	48.572	287.091	75.596	317.053
7212209000	Flat-rolled iron/not alloy, other shapeelect coated with zinc	553.411	996.726	420.000	757.887
7212301000	Hoop,strip iron/not alloy, coated zinc,width < 400mm non-elect coated zinc	88.656	269.257	80.201	247.186
7212309000	Flat-rolled iron/not alloy, other shape,non-elect coated with zinc	27.440	120.067	43.465	138.087
7212401000	Hoop,strip iron/not alloy, coated zinc,width < 400mm, coated with plastic	594.403	1.376.243	815.501	1.923.376
7212402000	Flat-rolled iron/not alloy, carbon<0.6%,thick > 1.5 mm, coated with plastic	57.383	589.458	53.653	670.111
7212409000	Flat-rolled iron/not alloy, other shape,painted, varnished/coated with plastics	288.326	2.740.715	386.988	4.005.818
7212501010	Hoop,strip iron/not alloy, width<400 mm,coated with aluminium-zinc alloys	21.385	92.749	53.407	228.700
7212501020	Hoop,strip iron/not alloy, width<400 mm,coated with chromium	88	1.523	489	2.501
7212501090	Other hoop,strip iron/not alloy,width < 400 mm	0	1.074	0	4.818
7212502010	Flat-rolled iron/not alloy, carbon<0.6%,thick > 1.5 mm, coated aluminium-zinc	1.924	4.000	2.253	4.661
7212502090	Other flat-rolled iron/not alloy,carbon<0,6%, thick > 1.5 mm	59.206	301.934	171.951	692.520
7212509000	Flat-rolled iron/not alloy, otherwiseplated or coated	149.805	395.326	185.719	359.276
7212601000	Hoop,strip iron/not alloy, cladwidth < 400mm	72.489	158.434	323.427	688.701
7212602000	Flat-rolled iron/not alloy, carbon<0.6%,thick > 1.5 mm, clad	0	321	0	8.083
7212609000	Flat-rolled iron/not alloy, clad	5.449	107.731	24.689	146.532
7213100010	Containing indentations,ribs,grooves ofcircular crosssection <= 50 mm2	1.464	2.072	8.852	31.117
7213100020	Containing indentations,ribs,grooves ofrectangular, square <= 20 mm2 in width	1.070	481.270	2.757	330.355
7213100090	Containing indentations,ribs,grooves ofshape	3.416	33.865	24.139	62.221
7213200000	Other bars, rods, hot-rolled ,in irregularly, of free-cutting steel	1.823.768	2.489.431	1.344.096	2.011.464
7213910000	Other bars, rods, hot-rolled , circularcross-section < 14 mm in diameter	17.956.677	40.068.938	12.549.761	28.052.891

I.3. IMPOR MENURUT KOMODITI / IMPORT BY HS COMMODITY
***** MARET / MARCH 2010 *****

HS	Uraian Komoditi Commodity Description	Berat Bersih / Net Weight (Kg)		Nilai / Value C.I.F (US\$)	
		Bulan ini Current Month	Kumulatif Cum.Jan. to date	Bulan ini Current Month	Kumulatif Cum.Jan. to date
7213990000	Other bars, rods, hot-rolled, not circular	1.528.816	5.399.445	1.486.885	4.479.994
7214101100	Oth bars, rods of iron, non-alloy steel forged, carbon < 0.6%, circular cross-section	42.710	173.993	61.264	229.801
7214101900	Oth bars, rods of iron, non-alloy steel forged, carbon < 0.6%, not circular	13.136	501.186	30.444	380.081
7214102100	Oth bars, rods of iron, non-alloy steel forged, carbon >= 0.6%, circular cross-section	149.564	249.630	140.304	302.751
7214102900	Oth bars, rods of iron, non-alloy steel forged, carbon >= 0.6%, not circular	29.925	35.548	52.072	85.574
7214201900	Containing indentations, ribs, grooves carbon < 0.6%, not circular	9.691	18.705	30.929	42.496
7214202100	Containing indentations, ribs, grooves carbon >= 0.6%, circular cross-section	1	185	350	698
7214202900	Containing indentations, ribs, grooves carbon >= 0.6%, not circular	17.180	19.771	10.261	19.205
7214300000	Other bars & rods, not forged, off-free-cutting steel	92.199	305.325	124.108	223.635
7214911010	Concrete steel, hot-rolled, hot-drawn, hot-extruded, carbon < 0.6%	4.382.578	6.448.918	2.776.794	4.100.795
7214911020	Shaft bars, manganese steel, hot-rolled, hot-drawn, hot-extruded, carbon < 0.6%	182.532	857.103	274.245	1.049.779
7214911090	Other bars & rods, hot-rolled, hot-drawn or hot-extruded, carbon < 0,6 %	417.994	1.267.522	282.557	832.167
7214912010	Concrete steel, hot-rolled, hot-drawn, hot-extruded, carbon >= 0.6%	0	1	0	4
7214912020	Shaft bars, manganese steel, hot-rolled, hot-drawn, hot-extruded, carbon >= 0.6%	209	519	824	2.229
7214912090	Other bars & rods, hot-rolled, hot-drawn or hot-extruded, carbon >= 0,6 %	15.010	433.329	9.910	708.237
7214991010	Carbon, other than of circular cross-section: concrete steel	1	21.606	162	12.287
7214991020	Carbon, other than of circular cross-section: shaft bars; manganese steel	48.823	171.560	377.971	1.494.485
7214991090	Oth. carbon, other than of circular cross-section	21.542	78.415	24.212	78.039
7214999010	Oth. carbon, other than of circular cross-section concrete steel	2.032.432	2.032.432	1.138.234	1.138.234
7214999020	Oth. carbon, other than of circular cross-section: shaft bars; manganese steel	3.517.702	14.428.889	3.635.781	13.153.642
7214999090	Oth. Than Concrete steel, Shaft bars, manganese steel	82.992	248.207	119.487	1.014.251
7215100000	Oth bars & rods of iron/non-alloy steel free-cutting steel, cold-formed/finished	268.960	1.475.544	475.642	2.131.525
7215509000	Oth bars & rods of iron/non-alloy steel	210.380	769.607	353.581	1.220.015
7215900010	Manganese steel/shaft bars, containing by weight less than 0.6% of carbon	201.324	315.421	201.631	307.721
7215900020	Oth Mangan steel/shaft bars, containing by weight less than 0.6% of carbon	127.231	483.898	212.765	511.979
7215900030	Manganese steel/shaft bars, containing by weight 0.6 % or more of carbon	42.647	68.318	42.127	143.521
7216100000	U, i or h sections, not further worked than hot-rolled, of a height < 80 mm	1.516.429	3.401.936	1.242.550	3.026.966
7216210000	L section of iron/non-alloy steel, not worked than hot-rolled, of a height < 80 mm	294.169	5.843.291	251.588	8.243.023
7216310000	U, I or H sections, not further worked sections	219.162	1.369.438	215.523	1.151.594
7216320000	U, I or H sections, not further worked sections	1.436.946	3.138.099	763.742	1.918.040
7216330000	U, I or H sections, not further worked sections	5.946.103	14.427.692	3.692.054	9.015.903
7216400000	L/T sect, not further worked than hot-rolled, hot-drawn/extruded, a height of 80mm / more	1.734.164	3.276.967	624.149	1.522.393
7216501000	Oth angles, shapes & sections, not further of a height of less than 80 mm	187.293	499.920	189.278	529.715
7216509000	Oth angles, shapes & sect, not further of a height of more than 80 mm	8.379.336	21.457.412	6.518.903	15.354.922
7216690000	Angle, shape & sect, not worked than cold form, then obtain from flat-rolled product	42.829	302.665	50.989	393.950
7216910000	Oth angles, shapes & sect, not further worked form/finish from flat roll product	1	1	1	1
7216990000	Oth angles, shapes & sect, not further worked than cold form/finish, flat roll prod	2.022.815	3.524.006	1.566.885	2.623.648
7217101000	Wire of iron/non-alloy steel, not plated/coated, cont. carbon < 0.25% by weight	761.478	3.541.215	336.725	1.194.850
7217102200	Bead wire; flat hard steel reed wire; not plated/coated; 0.25% <= carbon < 0.6%	395.789	1.096.666	851.431	2.090.763
7217102900	Other wire of iron or non-alloy steel, not plated/coated, 0.25% <= carbon < 0.6%	2.132.187	6.486.464	2.172.780	4.790.727
7217103100	Spokes wire; bead wire; flat hard steel reed wire; not plated/coated, carbon >= 0.6%	657.726	1.454.593	534.954	1.279.895
7217103900	Other wire of iron or non-alloy steel, not plated/coated, cont. carbon >= 0.6%	1.019.810	5.693.149	743.555	3.348.480
7217201000	Wire of iron/non-alloy steel, plated w/zinc, cont. carbon < 0.25% by weight	2.158.283	8.414.349	1.223.327	4.454.856
7217202000	Wire of iron/non-alloy steel, plated w/zinc, cont. carbon > 0.25% & < 0,45% by weight	443.812	550.629	314.355	410.733
7217209100	High carbon steel core wire, for aluminium conductors steel reinforced (acsr)	50.463	68.080	228.125	414.936
7217209900	Oth than high carbon steel core wire, for aluminium conduct steel reinforced (acsr)	196.491	2.053.487	367.152	2.595.086
7217301000	Wire of iron/non-alloy steel, plated w/oth base metal, cont. crbn < 0.25% by weight	0	19.486	0	43.535
7217302000	Wire of iron/non-alloy steel, plated w/oth base metal, cont. 0.25% <= carbon < 0.6%	87.180	245.473	81.757	223.740
7217303110	Copper alloy coated high carbon steel wire coated with brass	2.736.960	7.725.919	3.322.402	9.292.191
7217303190	Copper alloy coated high carbon steel steel coated with other copper alloys	502.232	1.586.131	598.768	1.936.392
7217303900	Other wire of iron or non-alloy steel plated with oth base metal, carbon >= 0.6%	1.613.494	2.774.839	2.759.969	4.528.024
7217901000	Oth wire of iron/non-alloy steel, plated zinc >= 240g/m ² , silicon <= 0.1%, cover by pvc	95.040	265.204	223.229	547.392
7217909010	Oth wire of iron/non-alloy steel, plated containing by weight 0.6% or more	8.859	74.934	50.288	223.593
7217909090	Oth wire of iron/non-alloy steel, plated excluding goods of subheading 7217.90.10	111.704	686.354	124.824	715.943
7218100000	Ingots & oth primary forms of stainless steel	5.600	12.763	217.838	358.225
7218910000	Semi-finished prod. of stainless steel of rectangular (not square) cross-section	1.376	69.324	25.862	242.458
7218990000	Oth semi-finished prod. of stainless steel	125.117	316.335	829.004	1.913.653
7219110000	Flat-roll prod of stainless steel, hotrolled, in coil of a thick exceed 10mm	4.790	9.325	31.382	72.138
7219120000	Flat-roll prod of stainless steel, hotrolled, in coil of a 4.75mm <= thick <= 10mm	320.485	628.895	720.362	1.700.393
7219130000	Flat-roll prod of stainless steel, hotrolled, in coil of a 3mm <= thick <= 4.75mm	7.365.925	20.661.991	11.866.714	32.556.278
7219140000	Flat-roll prod of stainless steel, hotrolled, in coil of a thickness <= 3mm	365.387	1.355.847	515.952	1.969.716
7219210000	Flat-roll prod of stainless steel, hotrolled, not in coil of a thick > 10mm	1.251.166	4.607.409	1.140.490	4.264.629
7219220000	Flat-roll prod of stainless steel, hotroll, not in coil of 4.75mm <= thick <= 10mm	3.089.631	6.107.679	3.110.594	6.793.242
7219230000	Flat-roll prod of stainless steel, hotroll, not in coil of a 3mm <= thick <= 4.75mm	882.651	2.158.001	2.270.588	5.193.097
7219240000	Flat-roll prod of stainless steel, hotrolled, not in coil of a thickness <= 3mm	239.621	458.051	370.901	803.656
7219310000	Flat-rolled prod. of stainless steel, cold rolled, of a thickness >= 4.75 mm	25.566	44.027	85.046	134.305
7219320000	Flat-rolled prod. of stainless steel, cold rolled, 3 mm <= thickness < 4.75 mm	280.073	525.701	763.228	1.334.801
7219330000	Flat-rolled prod. of stainless steel, cold rolled, 1 mm <= thickness < 3 mm	1.428.018	3.254.469	2.573.509	5.986.021
7219340000	Flat-rolled prod. of stainless steel, cold rolled, 0.5 mm <= thickness <= 1 mm	1.987.969	3.853.349	3.591.376	7.603.832
7219350000	Flat-rolled prod. of stainless steel, of a thickness < 0.5 mm	783.558	2.873.520	1.717.556	6.234.877
7219901000	Oth flat-roll prod. of stainless steel, thick >= 1.5mm & < 125mm patterns from roll	3.497	4.281	7.759	12.279
7219902000	Oth flat-rolled prod. of stainless steel, of a thickness < 0.5 mm	0	11.028	0	55.224
7219909000	Oth flat-rolled prod. of stainless steel, of a thickness > 0.5 mm	289.256	868.432	715.443	1.756.879
7220111000	Hoop & strip of stainless steel, hotrolled, of a thick >= 4.75 mm, width < 400mm	145.696	197.488	214.512	324.056
7220119000	Hoop & strip of stainless steel, hotrolled, of a thick >= 4.75 mm, width > 400mm	206.527	1.117.495	224.407	1.389.580
7220121000	Hoop & strip of stainless steel, hotrolled, of a thick < 4.75 mm, width < 400mm	36.881	69.128	91.739	216.461
7220129000	Hoop & strip of stainless steel, hotrolled, of a thick < 4.75 mm, width > 400mm	534.315	700.000	847.918	1.401.258
7220201000	Hoop & strip of stainless steel, coldrolled, width < 400mm	167.287	334.807	606.582	966.911

I.3. IMPOR MENURUT KOMODITI / IMPORT BY HS COMMODITY
***** MARET / MARCH 2010 *****

HS	Uraian Komoditi Commodity Description	Berat Bersih / Net Weight (Kg)		Nilai / Value C.I.F (US\$)	
		Bulan ini Current Month	Kumulatif Cum.Jan. to date	Bulan ini Current Month	Kumulatif Cum.Jan. to date
7220209000	Hoop & strip of stainless steel, coldrolled, width>400mm	114.721	544.656	401.878	1.291.011
7220901000	Hoop & strip of stainless steel, notcold rolled, width < 400mm	21.349	136.331	359.933	1.182.590
7220909000	Hoop & strip of stainless steel, notcold rolled, width > 400mm	510.280	2.383.649	753.888	2.888.841
7221000000	Bars & rods, hot-rolled,in irregularlywound coils, of stainless steel.	28.457	36.196	52.964	67.055
7222110000	Bars,rods, hot-rolled, in irregularlyof circular cross-section	162.348	469.397	364.507	858.204
7222190000	Bars,rods, hot-rolled, in irregularlyof not circular cross-section	360.993	1.008.346	582.567	1.538.165
7222201000	Bars,rods, cold-formed or cold-finishedof circular cross-section	121.350	255.991	411.687	1.101.769
7222209000	Bars,rods, cold-formed or cold-finishedof not circular cross-section	196.508	431.747	1.070.582	2.005.974
7222301000	Other bars and rods of circularcross-section	29.897	92.678	131.625	278.046
7222309000	Other bars and rods of not circularcircular cross-section	344.505	998.362	466.915	1.200.096
7222400000	Angles, shapes and sections ofstainless steel	16.625	100.655	68.240	277.848
7223001000	Wire of stainless steel having a cross-sectional dimension exceeding 13 mm	19.215	34.402	80.255	172.720
7223009000	Wire of stainless steel having a cross-sectional dimension <= 13 mm	587.414	1.091.792	2.341.877	4.693.621
7224100000	Ingots & oth primary forms of oth alloysteel	290	332.000	7.387	511.363
7224900000	Semi-finished prod. of oth alloy steel	6.293.558	13.502.592	5.027.071	11.454.064
7225110000	Grain-oriented of silicon-elect steela width of 600 mm or more.	1.179.915	3.196.434	2.646.488	7.354.522
7225190000	Oth than Grain-orient of silicon-electsteel a width of 600 mm or more.	2.585.354	7.066.590	2.225.007	6.242.933
7225300000	Flat-roll product of oth alloy steel,ofnot further worked than hot-roll,in coil	2.748.142	6.856.108	2.037.992	5.189.084
7225400000	Flat-roll prod of oth alloy steel,of notfurther worked than hot-roll,not in coil	11.541.662	21.254.231	12.351.910	22.861.021
7225500000	Flat-roll prod of oth alloy steel,of notfurther worked than cold-rolled	1.944.110	4.980.178	1.581.126	4.000.490
7225910000	Oth flat-rolled prod.of oth alloy steel,electrolytically plated/coated with zinc	1.603.376	4.234.373	1.805.734	5.301.952
7225920000	Oth flat-rolled prod.of oth alloy steel,otherwise plated or coated with zinc	118.854	153.917	251.379	287.733
7225990000	Oth flat-rolled prod.of oth alloy steel,otherwise plated or coated with not zinc	721.641	1.351.406	780.296	1.548.332
7226111000	Hoop & strip, grain-oriented of siliconelectrical steel, of a width <= 400 mm	130.485	192.079	397.397	643.345
7226119000	Hoop & strip, grain-oriented of siliconelect steel, of a width >400 mm,<600mm	367.712	1.031.062	1.157.189	3.479.905
7226191000	Hoop,strip,oth than grain-orient ofsilicon elect steel,of a width<= 400 mm	25.470	58.621	198.794	454.613
7226199000	Hoop,strip,oth than grain-orient ofsilicon elect steel,of width>400mm,<600mm	33.262	172.871	150.292	549.186
7226201000	Hoop & strip of high speed steelof a width <= 400 mm	10.600	10.600	37.112	37.112
7226209000	Hoop & strip of high speed steelof a width > 400 mm, < 600mm	0	6	0	95
7226911000	Hoop,strip of oth alloy steel,hot rolled, of a width <= 400 mm	50.179	177.792	60.838	260.451
7226919000	Hoop,strip of oth alloy steel,hot rolled, width >400 mm, <=600mm	73.160	289.709	241.614	685.215
7226921000	Hoop,strip of oth alloy steel,cold rolled, of a width <= 400 mm	41.254	87.914	46.708	111.385
7226929000	Hoop,strip of oth alloy steel,cold rolled, width >400 mm, <= 600mm	29.422	77.208	49.361	130.485
7226991000	Hoop & strip of oth alloy steel,width <= 400 mm	2.818	5.171	6.058	13.238
7226999000	Hoop & strip of oth alloy steel,width > 400 mm and <= 600mm	251.827	773.008	273.716	744.990
7227200000	Bars & rods, hot-rolled, in irregularlywound coils, of silico-manganese steel	198.093	546.063	172.685	476.024
7227900000	Oth bars & rods, hot-rolled, inirregularly wound coils	3.962.016	10.201.889	2.880.895	6.649.943
7228101000	Bars & rods, of high speed steel, ofcircular a cross-section	35.391	78.173	102.604	374.367
7228109000	Bars & rods, of high speed steel,not ofcircular a cross-section	25.199	495.012	50.396	917.143
7228201000	Bars & rods, of silico-manganese steel,circular a cross-section	2.376.296	5.910.836	2.086.742	5.033.954
7228209000	Bars & rods, of silico-manganese steel,not circular a cross-section	770.785	2.109.746	1.072.578	3.371.597
7228301000	Oth bars&rods,of silico-manganese steelof circular cross-section	6.589.191	17.919.551	8.073.142	20.998.150
7228309000	Oth bars&rods,of silico-manganese steelnot of circular cross-section	3.634.134	17.140.029	3.308.383	14.762.252
7228401000	Oth bars,rods,not further worked thanforget, of circular cross-section	710.926	1.330.010	351.255	614.210
7228409000	Oth bars,rods,not further worked thanforget, not of circular cross-section	126.449	1.114.696	279.525	1.195.948
7228501000	Oth bars,rods,not formed/cold finishedof circular cross-section	107.284	605.161	209.037	1.037.376
7228509000	Oth bars,rods,not formed/cold finishednot of circular cross-section	673.705	1.509.794	1.322.604	2.856.679
7228601000	Other bars and rods :not of circular cross-section	413.868	548.909	527.344	728.825
7228609000	Other bars and rods :not of circular cross-section	616.633	1.413.141	1.112.439	2.578.194
7228700000	Angles, shapes and sections of otheralloy steel	2.859.803	6.941.772	2.312.853	5.399.956
7228801100	Hollow drill bars,rods, weight >=0.6%of circular cross-section	165.757	472.072	562.934	1.525.630
7228801900	Hollow drill bars,rods, weight >=0.6%not of circular cross-section	324	832	5.269	15.680
7228809000	Oth. Hollow drill bars and rods	59.443	251.571	203.288	960.761
7229200000	Wire of silico-manganese steel	626.492	1.433.663	694.686	1.689.478
7229900010	Wire of other alloy steel.of high speed steel	69.418	708.710	106.084	734.684
7229900090	Wire of other alloy steel.not of high speed steel	3.246.704	7.973.806	3.675.882	9.242.494
7301100000	Sheet piling of iron or steel	1.304.188	1.667.306	1.067.483	1.408.341
7301200000	Angles, shapes and sections of ironor steel	53.429	206.978	82.996	212.152
7302100000	Rails of iron or steel	82.704	4.696.791	70.134	5.556.606
7302300000	Switch-blades, crossing frogs, pointrods and other crossing pieces	30	370	4.124	24.504
7302400000	Fish-plates and sole plates of ironor steel	380	7.468	879	12.742
7302901000	Sleepers, of iron or steel	11.089	633.749	27.595	862.297
7302909000	Other than sleepers, of iron or steel	189.261	215.902	581.839	777.668
7303001010	Tubes,pipes of cast with an externaldiameter not exceeding 100 mm	52.117	605.523	264.393	983.276
7303001020	Tubes,pipes of cast with an externaldiameter not exceeding 150 mm	59.382	154.937	70.606	144.430
7303001030	Tubes,pipes of cast with an externaldiameter >150 mm and <=600 mm	18.022	233.757	13.211	157.212
7303001090	Oth.Tubes, pipes	265.694	1.086.656	307.979	699.726
7303009010	Hollow profiles, of cast iron withan external diameter <=100 mm	1.396	13.504	1.407	11.448
7303009090	Hollow profiles, of cast iron withan external diameter > 100 mm	571.845	7.616.611	879.427	8.626.140
7304110000	Tubes, pipes and hollow profiles,seamless, of stainless steel	2.102.036	8.765.621	3.897.661	16.246.891
7304190000	Oth.tube,pipe&hollow profile,seamless,line pipe of a kind use for oil/gas pipe	32.464.897	92.063.674	29.574.589	119.990.222
7304220010	Oth.tube,pipes&hollow profile,seamless,unfinished drill pipe (green pipe) with	2.313	27.167	1.804	148.737
7304220090	Oth.tube,pipes&hollow profile,seamless,unworked pipe end	70.894	855.148	542.979	1.172.301
7304230010	Unfinished drill pipe (green pipe) withyield strength less than 75,000 psi	17.687	79.504	55.426	209.982
7304230090	Oth. unfinished drill pipe (green pipe)	583.071	1.121.082	2.786.819	5.580.154
7304240010	Unfinsh case&tube, yield strgh<75000Psioth.of stanlss stel for drill	153	32.640	9.209	69.997
7304240090	Oth.unfinsh casetube&unworked,stainlesswith yield strength less than 75,000 psi	11.402	11.429	30.248	31.141
7304290010	Unfinsh casetube&unworked pipe endwith yield strength less than 75,000 psi	3.895.981	13.562.352	8.774.793	21.032.638

I.3. IMPOR MENURUT KOMODITI / IMPORT BY HS COMMODITY
***** MARET / MARCH 2010 *****

HS	Uraian Komoditi Commodity Description	Berat Bersih / Net Weight (Kg)		Nilai / Value C.I.F (US\$)	
		Bulan ini Current Month	Kumulatif Cum.Jan. to date	Bulan ini Current Month	Kumulatif Cum.Jan. to date
7304290090	Oth.unfinish casetube&unworked pipe endwith yield strength less than 75,000 psi	5.464.195	10.191.266	11.634.467	24.254.517
7304311000	High press. conduits,of circular cross-sect.of iron/non-alloy steel,cold rolled	61.378	151.189	134.969	551.705
7304319000	Oth.drill Rod Casing&tubing withpin and box threads	1.389.894	3.663.329	3.444.740	11.643.115
7304390000	Oth. Drill Rod Casing and tubingwith pin and	1.583.155	2.501.638	1.885.255	3.450.232
7304410000	Cold-drawn or cold-rolled (cold-reduced)stainless steel	59.135	294.383	183.769	948.529
7304490000	Oth. Cold-drawn or cold-rolled(cold-reduced) stainless steel	137.309	515.058	805.074	7.028.703
7304511000	High press. conduits,of circular cross-sect.of oth alloy steel,cold rolled	544	973	2.856	4.980
7304519000	Oth tubes/pipes/hollow profiles,seamlesscold rolled,crclr c-s of oth alloy steel	4.907	16.844	50.050	98.791
7304590000	Oth.Drill rod casing&tubing with pin§.of oth alloy steel,cold rolled	658.115	1.431.788	7.657.927	14.943.263
7304900000	Oth.Drill rod casing&tubing with pin&cold rolled,crclr c-s of oth alloy steel	220.788	1.582.405	986.408	8.456.087
7305110000	Lines pipe, for oil or gas longitudinallysubmerged arc welded of iron/steel	1.854.738	4.071.790	2.427.391	5.395.842
7305120000	Lines pipe, for oil or gas other,longitudinally welded of iron/steel	67.376	67.398	997.895	997.909
7305190000	The oth.line pipe of iron/steel for oil,external diameter > 406.4mm	1.503.965	2.463.646	4.516.510	7.469.708
7305200000	Casing of iron/steel used in drillingfor oil/gas external diameter 406.4mm	165.489	180.663	336.964	372.886
7305311000	Lines pipe, for oil or gas longitudinallystainless steel pipes & tubes	86.118	94.422	150.150	168.427
7305319000	Oth.lines pipe,for oil/gas longitudinallystainless steel pipes & tubes	340.659	404.161	581.358	793.982
7305390000	Oth.lines pipe,for oil/gas longitudinally	13.598	20.265	93.780	131.371
7305900000	Oth.lines pipe,for oil/gas longitudinallyoth.stainless steel pipes & tubes	12.903	149.819	48.471	378.855
7306110000	Line pipe of kind use for oil/gas pipewelded, of stainless steel	105.783	402.180	167.833	1.226.392
7306190000	Oth.line pipe of kind use for oil/gaspipe,welded,of stainless steel	358.184	2.669.585	526.186	2.446.142
7306210000	Casing&tubing of a kind use in drillingwelded, of stainless steel	0	6.252	0	51.789
7306290000	Oth.casing&tubing of a kind use indrilling,welded,of stainless steel	3.035	64.048	19.346	529.252
7306301010	Boilr tube weld,of circubr cross-sect ofiron/non ally stel intrnl diamtr<12.5mm	12.059	136.127	16.526	127.791
7306301020	Boilr tube weld,of circubr cross-sect ofiron/non ally stel intrnl diamtr>=12.5mm	82.968	303.368	446.755	3.207.294
7306302010	Boilr tube weld,of single/double walled,coppr plate,intrnl diamtr<12.5mm	47.294	147.894	176.631	911.143
7306302020	Boilr tube weld,of single/double walled,coppr plate,intrnl diamtr>=12.5mm	21.245	34.663	33.630	54.839
7306303000	Boilr tube weld,of single/double walled,coppr plate,sheath pipe for heating	462	585	1.217	2.180
7306309010	Oth.boilr tube weld,of single/doublewalled,coppr plate,intrnl diamtr<12.5mm	94.637	193.784	821.871	1.563.242
7306309020	Oth.boilr tube weld,of single/doublewalled,coppr plate,intrnl diamtr>=12.5mm	788.437	1.860.838	1.518.206	3.801.291
7306401010	Oth.weld,of circular cross-section ofweld boilr tube w intrnl diamtr<=125 mm	1.774	6.232	13.344	24.741
7306401090	Oth.weld,of circular cross-section ofweld boilr tube w intrnl diamtr>125 mm	50.826	91.163	166.397	262.555
7306402000	Welded boiler tubes of stainless steelwith internal diameter >12.5 mm	45.440	244.172	147.142	427.547
7306403000	St'less steel pipes & tubes welded ofcirclr cross sec. w extrl dmtr>105mm	2.087	19.227	63.055	85.702
7306409000	Oth,not welded of circular cross sect.with internal diameter > 12,5 mm	331.152	826.770	1.002.456	2.845.244
7306501020	Oth.boilr tube,weld,of circlr cross-sectn,oth alloy steel int.dmtr>12.5mm	30.437	93.071	105.524	637.292
7306509010	Oth.boilr tube,weld,of circlr cross-high pressure conduits	8	36	92	543
7306509020	Oth.boilr tube,weld,oth.thn high prsrconduit,oth alloy steel int.dmtr<=12.5mm	2.667	6.998	18.707	47.497
7306509030	Oth.boilr tube,weld,oth.thn high prsrconduit,oth alloy steel int.dmtr>12.5mm	1.548.591	3.407.595	9.984.386	20.084.001
7306610010	Oth.boilr tube,weld,square/rectangularcross sectin,with int.diamtr<=12,5mm	2.078	22.478	1.586	19.499
7306610090	Oth.boilr tube,weld,square/rectangularcross sectin,with int.diamtr>12,5mm	342.793	2.330.661	324.647	2.127.095
7306690090	Oth.boilr tube,non circubr crss-sectionwith internal diameter>12,5mm	14.532	15.667	93.466	95.009
7306901090	Bundy-weld pipes and tubes,with internal diameter > 12,5mm	7.744	15.092	12.649	47.712
7306909010	Oth.thn bundy-weld pipes & tubes,with internal diameter <= 12,5mm	49.179	71.984	101.585	279.118
7306909090	Oth.thn bundy-weld pipes & tubes,with internal diameter > 12,5mm	2.582.097	6.490.960	3.319.851	68.663.540
7307110000	Cast fitting of non-malleable cast iron	25.797	94.808	24.742	67.198
7307190000	Cast fitting of other than non-malleablecast iron	684.705	1.027.943	859.164	1.939.915
7307210000	Other, of stainless steelflanges	230.387	676.464	803.410	1.925.114
7307220000	Other, of stainless steelthreaded elbows, bends and sleeves	300.860	483.586	1.003.219	3.014.229
7307230000	Other, of stainless steelbutt welding fittings	37.959	284.158	336.186	1.816.674
7307290000	Oth.,of stalnss steel oth.than flanges,butt welding,threaded elbow,bend&sleeve	448.781	826.473	1.539.581	4.426.229
7307910000	Tube or pipe fittings (couplings)flanges	1.071.466	3.311.421	2.394.741	6.485.038
7307920000	Tube or pipe fittings (couplings)threaded elbows, bends and sleeves	480.142	1.270.755	1.010.113	2.757.556
7307930000	Tube or pipe fittings (couplings)butt welding fittings	362.478	1.715.328	1.306.933	4.772.815
7307990000	Other tube/pipe fittings (couplings)	1.627.461	4.010.020	8.917.132	24.252.223
7308101000	Bridges and bridge sect. w prefab'tedtype joined by shear connectors	0	21.313	0	26.105
7308109000	Other bridges and bridge sections	148.362	6.019.236	292.426	12.500.152
7308201100	Towers with prefabricated modular type joined by shear connectors	0	3.110	0	15.140
7308201900	Other towers	1.421.298	5.379.211	2.323.615	9.175.036
7308202900	Other lattice masts	165.563	277.408	92.643	389.001
7308300000	Doors, windows and their framesand thres hold for doors	100.211	546.130	235.183	3.393.462
7308401000	Equip. for scaffolding w prefabricatedmodlr type joined by shear connectors	0	329	0	883
7308409000	Other equipment for scaffolding,shuttering, propping or pit propping	182.775	2.013.688	216.620	4.246.046
7308902000	Other, prefabricated modular type joined by shear connectors	199.822	235.679	181.182	326.726
7308903000	Oth. corrug,curved/bent galv'd plt fass'bly.into undgrnd conduits&culvert	31.435	55.040	76.260	170.475
7308904000	Oth parts of tub/tunnels,made of formd&bended corrugated sheet of iron/steel	351.268	454.303	494.489	1.234.134
7308905000	Other, prefabricated modularrail for ships	1.241	22.079	1.360	26.805
7308909000	Other structures and partsof structures of iron or steel	4.727.388	25.514.799	15.181.279	61.758.325
7309000000	Reservoir,tank,vat&similar containerof iron/steel, capacity > 300 ltr	1.227.348	2.042.423	29.079.957	45.502.237
7310100010	Tank,cask,drum,can,boxe&similarfor transporting or coagulating latex	6.703	10.308	63.338	96.567
7310100020	Tank,cask,drum,can,boxe&similarof iron or steel casting in the rough	15.813	34.683	56.279	146.988
7310100030	Tank,cask,drum,can,boxe&similarother of iron/steel forging/stamping	12.507	36.849	12.573	77.811
7310100090	Oth.tank,cask,drum,can,boxe&similar	554.894	1.422.412	1.057.293	2.840.485
7310211020	Cans <1L,closed by soldering ofiron/steel forging or stamping in	8.353	43.672	13.678	111.364
7310211090	Oth.cans <1L,closed by soldering ofiron/steel	47	14.524	501	60.524
7310219010	Cans >1L & <50L,closed by soldering ofiron/steel casting in the rough	5.370	9.996	22.619	100.309
7310219020	Cans >1L & <50L,closed by soldering ofiron/steel forging or stamping in	1.170	3.510	3.348	10.044
7310219090	Oth.cans >1L & <50L,closed bysoldering of iron/steel	194.716	500.061	499.929	1.414.512
7310291010	Cans <1L,not soldering ofiron/steel casting in the rough	982	988	13.722	13.848

I.3. IMPOR MENURUT KOMODITI / IMPORT BY HS COMMODITY
***** MARET / MARCH 2010 *****

HS	Uraian Komoditi Commodity Description	Berat Bersih / Net Weight (Kg)		Nilai / Value C.I.F (US\$)	
		Bulan ini Current Month	Kumulatif Cum-Jan. to date	Bulan ini Current Month	Kumulatif Cum-Jan. to date
7310291020	Cans <1L,not soldering ofiron/steel forging or stamping in	0	639	0	7.018
7310291090	Oth.cans <1L,not soldering ofiron/steel	67.962	194.400	238.144	681.601
7310299010	Cans >1L & <50L,not soldering ofiron/steel casting in the rough	14	141	248	4.680
7310299020	Cans >1L & <50L,not soldering ofiron/steel forging or stamping in	26	2.503	1.434	8.279
7310299090	Oth.cans >1L & <50L,not soldering of iron/steel	895.263	1.755.710	151.695	422.144
7311001100	Cont'ners for compressed/liquefied gaseamless stl cylinders, capacity< 30 ltr	1.338	137.461	5.618	324.387
7311001900	Other seamless steel cylinders	696.542	1.897.535	1.184.015	3.336.675
7311009100	Other containers of iron or steelwith capacity of less than 30 l	39.770	119.357	60.379	181.957
7311009900	Other containers of iron or steel	74.930	310.786	70.945	1.050.093
7312101000	Standed wr,ropes & cables for lockedcoil,flatt'ed strands&non rottng wr rp	78.128	179.335	87.243	256.429
7312102000	Stranded wire,rope&cables by plated/coatd wth brass,& of a nom.d<=3mm	464.346	1.351.228	1.365.956	3.894.509
7312104000	Stranded wire, rope and cables withstranded wire of diameter of< 3 mm	19.463	46.746	184.633	484.837
7312109000	Other stranded wire, rope and cables	1.739.206	4.780.695	4.530.643	11.585.010
7312900000	Oth stranded wire, rope and cables,plaitd bnds,slings&of ir/stl not elect	878.695	2.187.956	1.764.039	3.963.757
7313000000	Barbed wr of iron/steel; twisted hoop&of a kind used f fencing of iron/stl	118.683	266.152	128.620	190.302
7314120000	Woven cloth with endless bandsfor machinery, of stainless steel	610	96.539	42.687	105.811
7314140000	Woven cloth, of stainless steel	95.222	201.345	443.170	1.069.660
7314191000	Endless bands for machinery oth thn ofstainless steel	1.002	1.265	10.548	11.992
7314199000	Other woven cloth, not stainless steel	7.194	38.521	123.070	528.323
7314200000	Grill&fencing,welded at the intersectofwr wth a max.sect.d>3mm&mesh s>100cm	242.824	1.034.949	342.008	1.125.236
7314310000	Other grill, netting & fencing,weldedat the intersect.by pltd/coatd w zinc	260.137	1.158.031	118.525	559.815
7314390000	Oth grill, netting and fencing,weldedat the intersection	272.230	1.040.876	275.072	1.456.285
7314410000	Oth cloth, grill, netting and fencingby plated or coated with zinc	168.335	579.547	159.298	475.532
7314420000	Oth cloth, grill, netting and fencingby coated with plastics	95.053	220.222	79.771	178.404
7314490000	Oth cloth, grill, netting and fencing	405.702	1.071.192	383.785	765.889
7314500000	Expanded metal	20.895	76.156	204.286	255.744
7315111100	Roller chain for bicyclesof mild steel	46.121	174.596	68.512	262.789
7315111200	Roller chain for motorcyclesof mild steel	546.547	1.351.452	1.580.613	4.065.485
7315111900	Other mild steel for roller chain	51.153	224.826	461.909	1.002.755
7315112100	Other roller chain for bicycles	11.628	49.490	21.752	55.316
7315112200	Other roller chain for motorcycles	364.733	1.315.960	1.229.629	3.770.660
7315112300	Oth roller chain transmis. type6mm < pitch length <= 3mm	12.657	36.116	41.975	458.538
7315112900	Other roller chain	184.524	447.690	510.551	1.315.322
7315120000	Other roller chainof mild steel	149.699	962.712	661.699	2.618.982
7315191100	Roller chain for bicyclesof bicycle chain	227	13.669	1.597	12.826
7315191200	Roller chain for motorcyclesof motorcycle chain	15.548	31.882	227.162	643.247
7315191900	Other roller chainof other mild steel	6.028	36.146	22.851	68.979
7315199100	Other roller chain for bicyclesof bicycle chain	21	21	2.028	2.028
7315199200	Other roller chain for motorcyclesof motorcycle chain	3.623	9.965	154.564	419.406
7315199900	Other roller chain of other thanbicycle chain&motorcycle chain	10.045	49.312	223.492	338.664
7315201000	Skid chainof mild steel	0	8.626	0	86.734
7315209000	Other Skid chainof mild steel	5.990	16.519	19.949	51.1035
7315811000	Stud-linkof mild steel	2.139	10.355	6.321	45.488
7315819000	Other Stud-linkof mild steel	276.445	779.496	510.850	2.084.011
7315821000	Other, welded linkof mild steel	46.008	57.421	39.368	130.136
7315829000	Other, welded link	157.663	294.004	266.818	532.710
7315891200	Other chain for motorcyclesof mild steel	106.394	297.477	1.196.811	3.237.321
7315891900	Other chain of mild steel not formotorcyclcles and bicycles	2.190	10.911	12.938	123.262
7315892200	Other chain for motorcyclesof other than mild steel	20.156	29.147	10.511	15.483
7315892900	Other chain not mild steel, not formotorcyclcles and bicycles	90.367	398.089	388.047	1.199.887
7315901000	Other parts of chain for motorcyclesand bicycles	2.282	5.921	10.683	54.990
7315909000	Other parts of chain not formotorcyclcles and bicycles	232.507	639.189	668.056	1.987.726
7316000000	Anchors, grapnels and parts thereof,of iron or steel	350.589	1.048.900	666.135	2.828.044
7317001000	Wire nails	185.071	481.150	140.682	434.642
7317002000	Staples	63.852	316.443	82.453	503.452
7317009010	Dog spikes for rail sleepers,carding -tacks&similar articles,of iron or steel,	77.197	87.088	94.140	99.646
7317009020	connector & anti-splitting,connector andHob nails for footwear, ring nails	7.977	34.898	69.128	111.573
7317009030	connector and anti-splitting, connectorHooknails	1.975	13.411	11.610	90.542
7317009040	connector and anti-splitting, connectorCorrugated nails, drawing pins and tacks	881.741	1.903.209	280.262	697.103
7317009090	Oth.connector and anti-splitting,conn -ector and anti splitting	731.917	2.956.030	341.266	1.363.206
7318110000	Threaded articles for coach screws	5.999	19.449	19.831	83.943
7318121000	Other wood screws with an externaldiameter not exceeding 16 mm	8.843	15.724	19.172	46.733
7318129000	Other wood screws	37.635	165.144	134.173	568.497
7318131000	Screw hooks and screw rings with anexternal dmtr not exceeding 16mm	3.083	7.268	142.630	277.566
7318139000	Other screw hooks and screw rings	53.112	182.709	126.733	383.705
7318141000	Self tapping screw with an externaldiameter not exceeding 16 mm	8.402	24.915	100.869	261.510
7318149000	Other self tapping screws	16.774	136.757	256.212	899.220
7318151100	Screw metal with/without nuts/washerswith an external diameter <=16 mm	151.988	554.878	1.624.363	4.599.360
7318151200	Bolts for metal, with/ without nuts ofan external diameter <= 16mm	1.137.885	2.969.954	6.953.005	18.533.857
7318151900	Oth screws&bolts whether/not without -their nut/washers wth.an ext'l dmtr>16mm	263.978	843.583	738.730	3.426.045
7318159100	Other screws for metal with or withoutnuts or washers	87.816	218.214	629.727	1.769.589
7318159200	Other bolts for metal,with or without nuts	373.297	1.651.872	1.548.562	5.492.710
7318159900	Other screws and bolts whether or notwith their nut or washers	206.044	774.255	1.156.938	3.199.053
7318161000	Nuts with an external diameter notexceeding 16 mm	267.242	703.668	1.435.985	3.662.715
7318169000	Other nuts	839.592	2.955.409	4.740.950	13.385.866
7318191000	Other threaded articles of an externaldiameter not exceeding 16 mm	14.122	36.372	181.065	369.191
7318199000	Other threaded articles of ironand steel	900.075	1.803.931	2.030.521	4.122.821
7318211000	Non threaded artic. for spring washers&oth lock washers w an ext'nal d<16mm	4.064	17.319	24.028	79.735

I.3. IMPOR MENURUT KOMODITI / IMPORT BY HS COMMODITY
***** MARET / MARCH 2010 *****

HS	Uraian Komoditi Commodity Description	Berat Bersih / Net Weight (Kg)		Nilai / Value C.I.F (US\$)	
		Bulan ini Current Month	Kumulatif Cum.Jan. to date	Bulan ini Current Month	Kumulatif Cum.Jan. to date
7318219000	Other spring washersand other lock washers	197.251	417.937	1.083.942	2.195.373
7318221000	Other washers with an externaldiameter not exceeding 16 mm	44.016	121.029	660.412	1.889.289
7318229000	Other washers	440.987	1.330.351	3.561.370	9.439.609
7318231000	Rivet with an external diameternot exceeding 16 mm	47.488	80.376	242.191	457.610
7318239000	Other rivets	12.279	42.450	174.967	439.713
7318241000	Cotters& cotters pins with an externaldiameter not exceeding 16 mm	49.023	128.439	830.922	1.896.691
7318249000	Other cotters and cotter pins	150.983	289.740	1.366.622	3.144.907
7318291000	Oth non threaded articles wth anexternal diameter <= 16 mm	65.824	133.081	1.082.462	2.450.682
7318299000	Other non threaded articles	335.902	1.171.605	3.495.888	9.400.353
7319200000	Safety pins	7.497	46.718	33.293	140.238
7319300000	Other pins	244.312	625.878	1.658.778	4.282.011
7319900000	Oth similar articles for use in hand,of iron or steel	26.269	74.989	286.858	738.553
7320101000	Leaf springs and leavesfor motor vehicles	65.305	173.024	285.652	800.041
7320109000	Other leaf springs and leaves	53.101	109.354	599.799	1.417.454
7320201000	Helical springs for motor vehicles	95.240	270.304	1.111.019	2.938.828
7320209010	Other Helical springs for motor vehiclesFor motor vehicles or earth moving	142.183	209.687	978.351	1.902.608
7320209090	Other Helical springs for motor vehicles	52.422	190.560	407.274	1.542.108
7320901000	Other springs and leavesfor motor vehicles	62.847	186.037	536.596	1.650.009
7320909000	Other springs and leaves	110.940	313.605	726.775	1.987.756
7321110000	Cooking appliances and plate warmersFor gas fuel or for both gas and other	136.178	312.833	467.430	1.093.923
7321120000	Cooking appliances and plate warmerswith liquid fuel	0	84.468	0	94.035
7321190000	Other Cooking appliances & plate warmersincluding appliances for solid fuel	5.627	9.184	10.674	28.129
7321810000	Other appliances with gas fuel orfor both gas and other fuels	11.423	11.521	21.839	22.331
7321890000	Other appliances with solid fuel	393	18.553	2.688	12.631
7321901000	Oth cooking appliances & plate warmersOf burner for kerosene stoves	10.275	20.313	19.782	51.600
7321909000	Other Cooking appliances and platewarmers	387.201	994.896	1.181.117	3.442.408
7322110000	Radiators and parts of cast iron	9	1.066	171	27.682
7322190000	Other parts of radiators	129.566	223.047	566.446	1.055.488
7322900000	Other radiators for central heating	28.966	71.278	265.213	787.690
7323100000	Iron/steel wool; pot scourers&scouringor polishing pads, gloves and the like	27.320	285.523	35.959	425.593
7323911000	Kitchenware of cast iron ,not enamelled	29.303	62.615	147.591	272.055
7323919000	Household articles of cast ironnot enamelled	23.467	72.204	17.312	144.883
7323920000	Household articles of cast iron,enamelled	6.946	220.748	42.917	345.711
7323931000	Kitchenware of stainless steel	335.096	962.880	930.799	2.529.316
7323939000	Other household articlesof stainless steel	131.226	442.427	330.804	820.343
7323940000	Household of iron(oth. than cast iron)or steel, enamelled	78.042	548.636	102.277	659.699
7323991000	Other kitchenware	108.617	341.297	373.001	840.775
7323999000	Other household articlesof iron or steel	107.426	310.567	319.633	687.602
7324100000	Sinks and wash basins,of stainless steel	122.697	331.879	228.310	690.768
7324210000	Bath of cast iron, whetheror not enamelled	3.052	7.030	11.921	24.788
7324290000	Bath of stainless steel	8.086	38.622	23.727	153.496
7324901000	Sanitary ware for flushing waterclosets or urinals (fixed type)	12	7.022	8	43.178
7324902000	Sanitary ware of bedpans,urinals(portable type) and chamber pots	528	762	180	4.112
7324909000	Other sanitary ware	75.303	345.078	227.191	958.492
7325109000	Other cast articles ofnon malleable cast iron	61.200	235.531	154.178	774.521
7325910000	Grinding balls and similar articlesfor mills	3.553.725	6.786.198	3.812.906	9.247.054
7325991000	Other cast articles of malleable castiron by latex spouts and latex cups	4.004	4.010	66.714	66.760
7325999000	Other cast articles ofmalleable cast iron	69.641	125.518	370.396	616.262
7326110000	Grinding balls&similar artic.for millsforged/stamped but not further works	2.441.159	8.304.797	1.810.152	8.886.760
7326190000	Other articles or iron or steelbut not forged or stamped	942.944	2.132.045	2.617.277	6.917.959
7326202000	Articles of iron or steel wirefor rat traps	0	486	0	4.774
7326205000	Articles of iron or steel wireWire poultry cages and the like	10.935	123.545	24.068	186.934
7326209000	Other articles of non ironor steel wire	213.915	459.490	376.181	1.114.462
7326901000	Ships' rudders not forged or stamped	21.964	62.904	274.334	696.435
7326903000	Stainless stl shield&clamp assembly wthrubbl.sl for hubless cast ir&pipes fit.	201.901	423.878	903.117	2.069.831
7326904000	Latex spouts and latex cupsbut not forged or stamped	0	14	0	185
7326905000	Rat traps but not forged or stamped	3	88	234	317
7326907000	Stainless steel shield, clamp assemblyHorsesshoes; riding boot spurs	9.207	24.391	228.400	436.480
7326909000	Other articles not forged or steamed	2.843.356	8.443.149	18.922.726	51.314.323
7401000000	Copper mattes, cement copper(precipitated)	269	23.081	2.681	193.845
7402000000	Unrefined copper,copper anodes for elec-trolytic refining.	1.233	5.220	13.758	58.063
7403110000	Refined copper for cathodes andsections of cathodes	611.084	15.087.974	4.572.135	105.140.112
7403120000	Refined copper for wire-bars	48.660	130.389	39.487	104.604
7403130000	Refined cooper for billets	0	9.807.718	0	4.581.799
7403190000	Other refined copper, unwrought	39.961	82.657	292.605	617.707
7403210000	Copper alloys for copper-zinc basealloys (brass)	367.843	544.802	2.997.141	4.153.620
7403220000	Copper alloys for copper-tin basealloys (bronze)	1.001	57.582	10.440	1.056.564
7403290000	Copper alloys for oth copper alloys(oth than master alloys of head.74,05)	47.709	133.945	425.719	1.273.047
7404000000	Copper waste and scrap.	1.011.099	2.810.726	6.375.468	18.645.950
7405000000	Master alloys of copper.	0	1	0	15
7406100000	Powders of non-lamellar structure	26.453	56.357	249.391	502.838
7406200000	Powders of lamellar structure; flakes	44.277	117.834	512.625	1.186.457
7407103000	Profiles of refined copper	4.327	14.135	46.625	135.548
7407109000	Other Profiles of refined copper	207.256	378.039	1.073.582	2.432.039
7407210000	Profiles of refined copperOf copper-zinc base alloys (brass)	167.516	781.563	838.218	3.866.984
7407290000	Other of copper alloys	72.518	219.165	933.701	1.794.671
7408110000	Copper wire.Of which the maximum cross-sectional	581.902	1.437.939	4.122.011	10.005.985
7408190000	Other wire of refined copperr	991.530	2.002.592	5.944.206	11.582.667

I.3. IMPOR MENURUT KOMODITI / IMPORT BY HS COMMODITY
***** MARET / MARCH 2010 *****

HS	Uraian Komoditi Commodity Description	Berat Bersih / Net Weight (Kg)		Nilai / Value C.I.F (US\$)	
		Bulan ini Current Month	Kumulatif Cum.Jan. to date	Bulan ini Current Month	Kumulatif Cum.Jan. to date
7408210000	Copper wire of copper alloys withcopper zinc base alloys (brass)	166.696	663.362	1.493.404	4.201.104
7408220000	Copper wire of copper alloys w copper-nick bs alloys/c-nickel-zinc bs alloys	2.186	23.729	22.219	257.167
7408290000	Other copper alloys for copper wire	32.025	96.101	346.266	1.082.457
7409110000	Copper plates, sheets and strips, of refined copper in coils	66.457	422.160	414.947	2.833.978
7409190000	Copper plates, sheets and strips, of refined copper, not in coils	186.454	659.865	1.631.230	4.597.189
7409210000	Copper plates, sheets,strips, of copperzinc base alloys (brass), in coils	371.884	1.118.575	2.776.052	11.049.114
7409290000	Copper plates, sheets,strips, of copperzinc base alloys (brass), not in coils	63.820	182.502	427.175	1.144.278
7409310000	Copper plates, sheets,strips, of coppertin base alloys (brass), in coils	235.107	705.061	2.007.799	6.357.186
7409390000	Copper plates, sheets,strips, of coppertin base alloys (brass), not in coils	16.049	63.769	117.104	339.936
7409400000	Copper-nickel base alloy (cupro-nickel),copper-nickel-zinc base alloys unrefined	185.349	303.660	1.615.644	2.793.202
7409900000	Other copper alloys, unrefined	4.289	30.144	27.075	74.028
7410110000	Copper foil, refined, thickness < 0.15mm, not backed	83.530	275.185	813.597	2.424.336
7410120000	Copper alloys, refined, thickness< 0.15 mm, not backed	80.702	196.000	590.699	1.417.189
7410210010	Reinforced sheets/plates of polyamide,of refined copper, backed	1.201	37.254	4.851	159.443
7410210020	Reinforced sheets/plates of polyamide,Copper clad laminate for PCBs	870.384	1.765.368	3.614.498	7.299.843
7410210090	Reinforced sheets/plates of polyamide,Copper clad laminate not for PCBs	28.639	86.739	243.677	967.245
7410220000	Reinforced sheets/plates of polyamide,Of copper alloys, unrefined	183	25.636	9.565	224.124
7411100000	Copper tubes & pipes of refined copper	321.182	1.007.848	2.367.410	6.178.027
7411210000	Copper tubes & pipes of copper alloywith copper-zinc base alloys (brass)	164.945	356.876	967.221	2.189.223
7411220000	Copper tubes & pipes of copper alloywith cupro-nickel or nickel silver	453	4.372	34.330	160.748
7411290000	Other copper tubes and pipes	178.073	517.034	1.371.512	3.514.441
7412100000	Copper tube or pipe fitting ofrefined copper	6.737	40.874	30.263	180.977
7412201000	Copper tube or pipe fitting ofcopper-zinc base alloys (brass)	2.766	54.607	25.434	380.401
7412209000	Copper alloys, not brass, refined	37.470	240.554	147.098	1.564.839
7413000000	Stranded wire,cable,plaited bands,of copper, not electrically insulated.	29.557	182.791	151.391	1.086.227
7415101000	Nails&tacks(incl.drwing pins)of copperiron or steel with head of copper	51.435	128.618	392.764	536.745
7415102000	Staples and similar articles of copper	14	25.256	122	25.485
7415109000	Tacks, drawing pins, & similar articles	11.044	74.715	174.568	473.693
7415210000	Washers (including spring washers)but not threaded	4.832	16.135	45.931	103.190
7415290000	Other articles of copper, not threaded	21.060	33.679	177.169	362.211
7415331000	Screws	64.692	152.237	415.688	975.448
7415332000	Bolts and nuts	86.588	193.174	342.194	876.032
7415390000	Other articles of copper, threaded	32.035	74.709	295.583	647.472
7418110000	Pot scourers and scouring or polishingpads, gloves and the like	0	64	0	266
7418190000	Other Pot scourers & scouring/polishing	13.744	52.760	16.800	66.999
7418200000	Sanitary ware and parts thereof	0	28.174	0	245.240
7419100000	Chain and parts thereof of copper	1.262	14.684	11.103	47.363
7419910010	Fittings for fire hoses, of copper	1.645	3.105	29.551	36.659
7419910020	Reservoirs, tanks, vats and similarof copper	7.164	7.942	130.748	140.084
7419910030	Electroplating anodes,machine beltfor ships or other vessel	21.401	61.239	138.496	446.427
7419910090	Oth table, kichen,cast, moulded,stamped/forged but not further worked	30.623	68.762	165.606	544.279
7419991000	Electroplating anodes,machine beltfastener,fitting for ships,fire hoses	58.700	103.570	624.900	999.716
7419992000	Similar containers not fitted withmech./termal equip. of a cap.of <=300l	4.213	11.224	58.914	116.779
7419993100	Grill and netting of copper wirefor machinery	1.806	5.025	95.462	291.636
7419993910	Grill and netting of copper wireCloth suitable for making mosquito nets	243	7.941	587	10.484
7419993990	Other grill and netting of copper wire	5.072	6.258	33.111	53.186
7419994000	Other grill and netting of copper wireSprings	2.675	46.311	18.764	122.207
7419995000	Other grill and netting of copper wireCigarette cases or boxes and similar	0	559	0	3.566
7419999000	Other articles of non copper	15.552	72.050	238.383	485.161
7501100000	Nickel mattes	0	299	0	3.630
7502100000	Nickel, not alloyed	52.665	109.407	686.141	1.303.816
7502200000	Nickel alloys	0	14.156	0	12.373
7504000000	Nickel powders and flakes.	3.082	6.235	51.224	129.771
7505110000	Bars, rods and profiles of nickel,not alloyed	0	1.558	0	47.356
7505120000	Bars, rods & profiles of nickel alloys	684	1.576	23.387	47.997
7505210000	Wire of nickel, not alloyed	9.437	16.695	185.235	305.363
7505220000	Wire of nickel alloys	8.958	33.923	133.620	492.109
7506100000	Nickel plates, sheets, strip&foil ofnickel, not alloyed	105	2.268	19.340	60.866
7506200000	Nickel plates, sheets, strip and foilof nickel alloys	16.599	128.222	267.343	1.114.692
7507110000	Tubes and pipes of nickel, not alloyed	2.727	9.247	45.771	211.534
7507120000	Tubes and pipes of nickel alloys	6	10.986	268	451.253
7507200000	Tube or pipe fittings	413	4.602	57.611	80.027
7508100000	Cloth, grill and netting,of nickel wire	47	6.587	158	17.881
7508903000	Bolts and nuts of non nickel	6.499	9.328	104.818	168.022
7508904000	Other articles suitable for usein building of non nickel	10	126	100	3.236
7508909010	Electro-plating anodes,wrought or un-wrought, including those produced by	39.476	101.105	480.355	1.167.668
7508909020	Screens for printing machines	30.502	58.498	94.856	302.618
7508909090	Other Nickel tubes, pipes, tube, pipefittings	8.915	12.250	72.987	204.210
7601100000	Aluminium, not alloyed	17.005.216	43.491.675	37.390.132	95.302.287
7601200000	Aluminium alloys	10.968.062	32.114.717	24.530.384	69.597.569
7602000000	Aluminium waste and scrap.	3.495.223	8.253.588	5.593.340	12.764.113
7603100000	Aluminium powders of non-lamellarstructure	127.867	257.947	384.048	824.298
7603200010	Aluminium powders and flakes of flakes	5.141	90.182	49.908	155.782
7603200020	Aluminium powders and flakes,powderof lamellar structure	7.832	57.568	72.044	237.294
7604101000	Bars and rods of aluminium not alloyed	79.630	152.210	310.504	654.670
7604109010	Profiles suitable for use as heat sinkwith cross-sect.dimension < 17,5x17,5 cm	5.145	11.305	82.833	159.163
7604109090	Oth profiles suitable for use as heatsink	52.195	143.696	204.697	697.485
7604211000	Perforated tube profile for evaporatorcoils of mtr veh. ac mach.of alum.ally	32	2.546	864	52.634

I.3. IMPOR MENURUT KOMODITI / IMPORT BY HS COMMODITY
***** MARET / MARCH 2010 *****

HS	Uraian Komoditi Commodity Description	Berat Bersih / Net Weight (Kg)		Nilai / Value C.I.F (US\$)	
		Bulan ini Current Month	Kumulatif Cum.Jan. to date	Bulan ini Current Month	Kumulatif Cum.Jan. to date
7604219000	Oth hollow profiles of aluminium alloys	289.493	659.013	1.410.531	3.322.843
7604291010	Extruded bars and rods not surfacetreated	24.605	85.282	91.141	303.386
7604291020	Extruded bars and rods surfacetreated	0	10.593	0	25.669
7604293000	Y-shaped profiles for zip fasteners,in coils of non aluminium alloys	7.185	9.298	174.753	232.456
7604299000	Other bars, rods and profiles of non aluminium alloys	299.715	977.768	841.218	2.716.515
7605110000	Alum. wire of aluminium not alloyedwhich the max.cross-sect'l dim.exceeds	16.510	45.073	83.876	223.260
7605191000	Aluminium wire of non aluminium notalloyed with a diameter < 0.0508 mm	656	656	14.213	14.213
7605199000	Other aluminium wire of non aluminiumnot alloyed	61.270	124.112	369.684	643.288
7605210000	Alum. wire of aluminium alloys whichthe max.cross-sect'l dimension > 7 mm	1.363	1.363	5.496	5.496
7605291000	Aluminium wire of non aluminium alloyswith a diameter not exceeding 0.254mm	1.983	60.764	37.004	130.542
7605299000	Other aluminium wire of non aluminiumalloys	82.668	184.936	332.959	740.843
7606110010	Aluminium plates,sheets&strip of plainor figured by rolling of thick.>0.2mm	21.658	135.268	59.379	504.426
7606110090	Oth aluminium plates,sheets&strip ofplain/figured by rolling of thick.>0.2mm	612.354	5.891.368	1.742.753	14.811.847
7606121010	Can stock (alloy 3004,3104 or 5182, ofthickness > 0,25 mm, in coil	116.049	282.355	289.676	1.051.839
7606121090	Oth.Can stock (alloy 3004,3104, 5182,of thickness > 0,25 mm, in coil	36.762	139.279	108.532	369.238
7606123100	Sheets o alum. rigid cont.sheets alloy5182,5082,hardnessh19<1,000mm in width	94.977	266.068	398.138	1.063.543
7606123910	Other aluminium sheet/coilnot exceeding 1,000 mm in width	2.379.250	3.880.541	6.044.832	9.860.207
7606123920	Other aluminium sheet / coilxceeding 1,000 mm in width	2.776.126	5.901.866	8.101.307	15.656.988
7606123930	Aluminium Litho Grade sheet/coil alloyha 1052 hardness temper h19 and alloy	17.260	20.239	53.425	84.694
7606123990	Other aluminum sheet	379.784	1.161.658	1.430.354	4.418.548
7606124000	Oth, plain/figured by roll./press. butnot surface treatedof non alum. alloys	270.165	810.565	985.607	2.604.693
7606129000	Other aluminium plate rectangularof aluminium alloys	319.961	798.761	1.787.935	4.159.142
7606912000	Oth alum. not alloyed,plain/figured byrolling/pressing b not surface treated	0	15.250	0	42.139
7606919000	Oth aluminium plate, not rectangular ofaluminium, not alloyed	45.222	58.298	196.422	349.527
7606923010	Venetian blind slat,whether or notrolled or cut, in width c1,000 mm	7	14.571	124	69.163
7606923020	Sheet or coil of alum. rigid containersheet alloy 5182,5082,hardness h19	3.999	34.080	16.131	234.507
7606923090	Oth.than Sheet/coil of aluminium rigidcontainer sheet alloy 5182,5082,hard h19	112.085	412.070	236.562	654.037
7606929010	Oth venetian blind slat,whether or notrolled or cut, in width c1,000 mm	245	590	2.300	8.591
7606929020	Oth.sheet/coil of alum.rigid containersheet alloy 5182,5082,hardness h19	2.098	3.164	55.181	86.390
7606929090	Other aluminium alloys	166.625	934.279	492.245	1.681.341
7607110000	Aluminium foil not backed, rolledbut not further worked	702.027	1.794.494	2.679.190	6.579.248
7607191000	Foil of aluminium alloy A1075 or A3903not back,oth than rolled but not worked	7.197	31.498	51.274	290.273
7607199000	Oth than foil aluminium alloy A1075/a3903 not back,oth than roll but notwork	358.925	837.507	2.558.635	5.687.535
7607204000	Aluminium foil backed for imitationgold or silver	11.425	27.740	49.522	77.299
7607209010	Aluminium foil laquer coated (white orof thickness >0,05 mm or < 0,15 mm	126.688	374.121	1.928.388	4.803.389
7607209090	Oth.aluminium foil, backed,thickness <=0.2 mm	131.258	375.624	1.158.155	2.568.911
7608100000	Aluminium tubes and pipes ofaluminium, not alloyed	34.396	139.184	106.355	349.064
7608200000	Aluminium tubes and pipesof aluminium alloys	149.914	378.822	849.823	2.194.889
7609000000	Aluminium tube or pipe fittings (forexample, coupling,elbows,sleeves)	36.154	107.905	429.354	1.031.889
7610100000	Alum. structures for doors, windows &their frames and thresholds for doors	61.861	185.025	178.338	371.017
7610901000	Oth alum. structures for bridges andnbridge section, towers, lattice masts	14	2.241	149	14.022
7610909000	Other aluminium structures	326.727	1.141.360	405.609	1.487.609
7611000000	Aluminium reservoirs, tanks, vats andsimilar containers for any material	11.117	32.664	121.058	617.549
7612100000	Alum. collapsible tubular containers	13.801	33.412	149.491	370.833
7612909000	Oth.aluminium casks,drums,cans, boxes& containers, for any material	346.295	914.236	1.623.913	4.147.839
7613000000	Aluminium containers for compressedor liquified gas	3.655	5.905	75.777	148.481
7614101100	Cable with steel core of circularcross section not exceeding 500 mm	0	88	0	579
7614101200	Cable with steel core of crclr crosssection > 500 mm but < 1,000 mm	0	1	0	56
7614101900	Other cable wth steel core	8.935	23.009	103.502	156.020
7614109000	Other stranded wire with steel core	581.890	705.344	996.930	1.520.563
7614901100	Cable without steel core of circularcross section not exceeding 500 mm	1.540	1.548	19.478	19.708
7614901200	Cable without steel core of circularcross section > 500 mm but < 630 mm	7	8	240	326
7614901900	Other cable without steel core	1.031	1.031	11.457	11.457
7614909000	Other stranded wire without steel core	61.358	95.042	184.871	284.563
7615110000	Pot scourers and scouring or polishingpads,/gloves and the like of aluminium	0	334	0	1.161
7615190000	Oth table, kitchen/oth householdarticles & parts thereof of aluminium	81.339	342.787	205.049	923.109
7615201000	Bedpans, urinals (portable type)and chamber	0	14	0	1.563
7615209000	Other sanitary ware and parts thereofof aluminium	58.976	178.745	191.374	465.522
7616101000	Nails of aluminium	8.962	17.794	91.031	109.084
7616102000	Staples and hooks of aluminium	25.242	90.556	189.552	412.255
7616109000	Tacks, rivets,cotters,cotter pinsand washers of aluminium	55.143	125.186	555.072	1.518.694
7616910000	Other cloth, grill, nettingand fencing, of aluminium wire	91.184	272.111	118.476	326.010
7616992000	Ferrules for use in the manufactureof pencils	39.935	64.924	265.354	475.504
7616993000	Alum.slugs, round, of such dim. thatthe thick's>one tenth of the diameter	172.902	399.552	475.797	1.168.491
7616994000	Bobbins, spools, reels and similarsupports for textile yarn	16.860	25.022	68.518	216.082
7616999010	Venetian blinds	821	14.826	18.139	104.753
7616999090	Other articles of aluminium	221.100	693.398	2.638.464	7.734.323
7801100000	Refined lead	5.147.562	12.464.023	11.134.789	28.319.262
7801910000	Oth unwrought lead&containing by wgtantimony as the principal oth element	1.726.254	6.427.626	3.792.443	13.665.684
7801991000	Oth unwrought lead&containing by wgtunrefined	252.961	303.257	496.841	617.359
7801999000	Oth unwrought lead&containing by wgt	329.119	1.152.578	638.729	2.353.301
7804110000	Sheets, strip and foilof a thickness < 0,2 mm	398	1.362	5.202	15.709
7804190010	Lead embossed, cut to shape, perfortd,coated,printed, backed, reinforce mtrial	15.273	42.956	463.697	1.348.295
7804190090	Oth.lead plates, sheets, strip andfoil, lead	3.675	23.189	18.744	142.373
7804200000	Powders and flakes	420	427	3.748	3.917
7806002000	Other articles of lead,bars,rods,profiles and wire	1.888	3.587	31.161	56.176
7806003000	Other articles of lead,tubes,pipesand tube or pipe fittings (for	45	189	553	1.286
7806009010	Lead wool,washers,electro-plating anodes	821	1.334	2.728	4.950

I.3. IMPOR MENURUT KOMODITI / IMPORT BY HS COMMODITY
***** MARET / MARCH 2010 *****

HS	Uraian Komoditi Commodity Description	Berat Bersih / Net Weight (Kg)		Nilai / Value C.I.F (US\$)	
		Bulan ini Current Month	Kumulatif Cum.Jan. to date	Bulan ini Current Month	Kumulatif Cum.Jan. to date
7806009090	Other articles of lead	4.432	21.086	49.975	139.571
7901110000	Zinc not alloyed containing by weight 99.99% or more of zinc	5.580.041	15.565.463	13.200.939	37.521.122
7901120000	Zinc not alloyed containing by weight < 99.99% of zinc	2.972.851	7.904.258	6.892.541	18.750.043
7901200000	Zinc alloys	2.022.223	4.066.723	4.460.179	9.663.701
7903100000	Zinc dust	147.028	335.776	428.844	961.989
7903900000	Zinc powders and flakes	104.027	435.576	389.086	1.684.709
7904000010	Zinc wire, bars, rods, not surface treated	25.197	40.157	72.138	423.899
7904000090	Zinc profiles	5.439	14.256	24.140	65.391
7905001010	Zinc plates, sheets, strip not surface treated	53.205	487.434	89.659	593.330
7905001020	Zinc plates, sheets, strip surface treated	10.804	104.858	8.963	91.385
7905002010	Zinc foil not surface treated	20	6.176	904	13.817
7905002090	Zinc foil Surface treated	247	4.851	541	9.545
7907003000	Gutters, roof capping, skylight frames & oth fabricated building components	715	175.597	4.533	332.460
7907004000	Zinc tubes, pipes, tube, pipe fittings (couplings, elbows, sleeves)	13.290	24.449	9.152	45.415
7907009010	Electro-plating anodes; stencil plates	218.019	563.459	1.850.642	4.283.557
7907009020	Domestic articles and parts thereof	1.929	2.472	6.784	7.949
7907009090	Oth articles of zinc oth than domestic	209.828	504.366	601.774	1.516.814
8001100000	Tin, not alloyed	7.816	64.623	40.654	259.105
8001200000	Tin alloys	2.488	12.366	35.320	125.660
8003000000	Tin bars, rods, profiles and wire.	51.430	160.326	806.481	2.277.838
8007002000	Other articles of tin, sheets and strip, Plates, thickness > 0,2mm	40.628	156.807	87.001	344.512
8007003000	Tin-foil (whether or not printed or backper), thick < 0,2 mm, powder & flakes	0	1	0	80
8007004000	Tin-Tubes, pipes and tube or pipe fittings (for example, couplings, elbows, sleeves)	1.261	3.126	14.389	25.557
8007009010	article of tin, Collapsible tubes for dentifrices, colours, and the like,	856	1.730	18.484	35.911
8007009090	Other articles of tin	3.910	16.062	64.280	173.654
8101100000	Tungsten (wolfram) powders	886	3.973	39.653	90.644
8101940000	Unwrought tungsten, including bars and rods obtained simply by sintering	100	523	14.513	44.369
8101960000	Tungsten wire	969	6.704	56.775	177.347
8101990010	Tungsten bar & rods, oth than those obtained by sintering, profiles, sheet, strip	3.660	10.955	199.484	444.201
8101990090	Other tungsten (wolfram)	1.088	9.670	56.013	378.301
8102950000	Molybdenum bar & rods, o. than those obt'd simp. by sintering, profiles, strip & foil	25.203	64.780	30.540	81.354
8102960000	Molybdenum wire	628	2.715	114.865	290.630
8102990000	Other molybdenum	71	401	3.996	22.635
8103200000	Unwrought tantalum, including bars and rods obt'd simp. by sintering; powders	8.726	18.367	1.785.793	5.364.214
8103900000	Other tantalum	0	9	0	326
8104110000	Unwrought magnesium containing at least 99.8 % by weight of magnesium	176.326	875.006	487.067	2.323.124
8104190000	Other unwrought magnesium	524	11.256	9.985	42.379
8104300000	Magnesium raspings, turnings & granules, graded according to size; powders	14.551	16.104	97.457	143.827
8104900000	Other magnesium	2.895	9.501	12.542	30.477
8105201000	Unwrought cobalt	50	50	3.400	3.400
8105209000	Mattes cobalt; cobalt powders	45	985	2.455	35.337
8105900000	Other cobalt mattes	1.955	2.190	104.303	127.034
8106009000	Other bismut	1.926	1.926	37.358	37.358
8107900000	Other cadmium	1	5	167	721
8108200000	Unwrought titanium; powders	0	6	0	1.176
8108900000	Other titanium	24.984	91.395	1.005.372	2.587.352
8109200000	Unwrought zirconium; powders	129	565	22	8.881
8109300000	Zirconium waste and scrap	0	189	0	7.599
8109900000	Other zirconium	1.351	4.140	6.000	23.660
8110100000	Unwrought antimony; powders	23.033	95.552	158.885	618.342
8110900000	Other antimony	9.924	30.154	65.968	193.417
8112190000	Other beryllium	445	1.896	17.382	73.487
8112210000	Unwrought chromium; powders	0	2.000	0	27.446
8112290000	Other Chromium	41	1.214	1.568	32.770
8112990000	Other thallium	49.182	181.762	172.212	669.472
8201100000	Spades and shovels	2.299	34.420	3.228	36.774
8201200000	Forks	0	145	0	1.923
8201301000	Hoes (mammooties) and rakes	689	23.754	2.268	26.907
8201309000	Mattocks and picks	0	37.333	0	46.140
8201400000	Axes, bill hooks and similar hewing tool	32	12.411	434	13.952
8201500000	Secateurs & similar one-handed pruners and shears (including poultry shears)	6.938	24.175	5.636	83.260
8201900000	Other hand tools of a kind used in agriculture, horticulture or forestry	12	3.317	99	9.832
8202100000	Hand saws	107.599	292.994	144.201	421.905
8202200000	Band saw blades	71.621	269.456	434.917	947.997
8202310000	Circular saw blades with working part of steel	6.966	24.020	40.093	113.838
8202390000	Other circular saw blades, including parts	88.853	202.923	200.232	426.324
8202400000	Chain saw blades	59.719	99.049	350.471	634.924
8202910000	Straight saw blades for working metal	2.064	30.766	4.046	74.887
8202991000	Straight saw blades	744	1.542	19.768	37.518
8202999000	Other saw blades	77.098	224.908	395.086	989.502
8203100000	Files, rasps and similar tools	41.044	131.562	115.365	272.512
8203200000	Pliers (including cutting pliers), pincers, tweezers and similar tools	151.403	486.608	392.447	1.033.572
8203300000	Metal cutting shears and similar tools	60.798	164.752	219.137	510.002
8203400000	Pipe-cutters, bolt croppers, perforating punches, and similar tools	66.130	158.514	137.636	593.830
8204110000	Hand operated spanners and wrenches non-adjustable	200.086	592.336	478.946	1.496.068
8204120000	Hand operated spanners and wrenches adjustable	115.478	487.575	795.488	1.537.393
8204200000	Interchangeable spanner sockets, with or without handles	63.028	314.134	403.684	1.063.899
8205100000	Drilling, threading or tapping tools	43.343	186.895	322.593	1.441.984

I.3. IMPOR MENURUT KOMODITI / IMPORT BY HS COMMODITY
***** MARET / MARCH 2010 *****

HS	Uraian Komoditi Commodity Description	Berat Bersih / Net Weight (Kg)		Nilai / Value C.I.F (US\$)	
		Bulan ini Current Month	Kumulatif Cum.Jan. to date	Bulan ini Current Month	Kumulatif Cum.Jan. to date
8205200000	Hammers and sledge hammers	256.600	1.052.375	335.968	1.256.720
8205300000	Planes, chisels, gouges and similar cutting	75.970	233.263	91.650	334.943
8205400000	Screwdrivers	101.273	372.555	250.298	852.864
8205511000	Flat irons	0	3.539	0	18.055
8205519000	Other household tools	8.821	20.326	60.093	163.414
8205590000	Other hand tools, oth than household tools	197.497	674.833	771.027	2.578.117
8205600000	Blow lamps	1.417	5.891	20.296	24.917
8205700000	Vices, clamps and the like	92.555	270.888	311.129	1.118.746
8205800000	Anvils; portable forges; hand-/pedal-op'ted grinding wheels with frameworks	48.857	97.631	152.269	304.742
8205900000	Sets of articles of two or more of the foregoing subheadings	91.148	256.898	399.232	1.222.953
8206000000	Tools of two/more of the headings 82.02 to 82.05 put up in sets for retail sale	169.897	627.435	807.426	2.841.602
8207130000	Rock drilling or earth boring tools with working part of cermet	8.448	21.396	304.303	718.781
8207190000	Other rock drilling or earth boring tools, including parts	112.415	318.127	4.995.492	14.548.774
8207200000	Dies for drawing or extruding metal	16.695	175.936	1.649.704	3.106.837
8207300000	Tools for pressing, stamping or punching	81.739	190.763	2.490.913	4.951.053
8207400000	Tools for tapping or threading	21.834	40.651	647.210	1.334.056
8207500000	Tools for drilling, other than for rock drilling	91.202	230.673	648.361	2.271.321
8207600000	Tools for boring or broaching	14.612	23.551	401.270	893.728
8207700000	Tools for milling	12.952	26.680	323.133	845.700
8207800000	Tools for turning	20.366	47.946	486.028	1.218.120
8207900000	Other interchangeable tools	72.338	222.657	2.110.051	4.632.331
8208100000	Knives and cutting blades for metal working	16.821	47.767	549.193	1.265.497
8208200000	Knives and cutting blades for wood working	110.037	276.871	888.242	1.995.564
8208300000	Knives & cutting blades for kitchen appliances/for mach. used by the food industry	148	1.297	3.721	48.160
8208400000	Knives & cutting blades for agricultural, horticultural or forestry machines	3.047	5.261	27.374	56.181
8208900000	Other knives and cutting blades	474.880	914.396	2.466.376	5.602.186
8209000000	Plates, sticks, tips and the like for tools,	46.711	143.964	827.527	2.627.519
8210000000	Hand-operated mechanical appliances, weighing	24.727	257.127	39.565	300.667
8211100000	Knives with cutting blades, serrated or not and sets of assorted articles	140	17.234	607	46.090
8211910000	Table knives having fixed blades	9.645	23.767	55.107	134.777
8211925010	knives, fix blades, handle of base metal for agricultural, horticultural/forestry	32	599	846	4.636
8211925090	knives, fix blades, handle oth than metal for agricultural, horticultural/forestry	2.031	11.579	1.594	8.418
8211929010	Flick or spring knives; hunting, diving and scout knives, penknives; blades > 15 cm	326	6.108	5.537	12.835
8211929020	Other knives having fixed blades with handle of base metal	447	602	5.100	9.321
8211929090	Other knives having fixed blades with handle oth than base metal	5.141	13.119	37.145	129.899
8211932010	Knives, oth than fixed blades, with handle base metal, for agricultural, forestry	2.272	6.560	6.885	15.039
8211932090	Knives, oth than fixed blades, handle oth than metal, for agricultural, forestry	5	83	227	1.179
8211939010	Knives having other than fixed blades with handle of base metal	335	336	405	409
8211939090	Knives having other than fixed blades, with handle oth than base metal	2.163	7.503	16.795	47.851
8211940000	Blades with handle of base metal	19.798	104.496	142.313	307.713
8211950000	Knives with handles of base metal	8.411	25.418	28.341	81.131
8212100000	Razors	7.143	35.063	65.810	222.905
8212201000	Safety razor blades with double-edged razor blades	99.303	266.351	1.771.859	4.898.527
8212209000	Other razors and razor blades	9.737	61.030	54.980	138.845
8212900000	Other parts of razors and razor blades	1.420	7.472	24.533	32.156
8213000000	Scissors, tailors' shears and similar shears,	119.881	312.192	212.974	516.391
8214100000	Pr knives, letter openers, erasing knives, pencil sharpeners and blades therefor	67.968	177.184	77.483	293.628
8214200000	Manicure or pedicure sets and instruments	48.301	175.321	89.482	286.357
8214900000	Other articles of cutlery	40.359	181.756	60.710	185.777
8215100000	Spoons, forks, ladles, skimmer, cake serv. & fish knives sets of assorted articles	18.847	63.933	32.661	87.217
8215200000	Similar kitchen and tableware, other sets of assorted articles	133.708	232.398	194.853	360.711
8215990000	Other similar kitchen and tableware	176.103	715.222	355.448	1.203.622
8301100000	Padlocks	244.062	926.604	473.215	1.645.153
8301200000	Locks of a kind used for motor vehicles	130.574	443.930	1.431.733	4.654.665
8301300000	Locks of a kind used for furniture	354.597	1.203.207	497.285	1.422.866
8301400000	Other locks	475.254	2.033.291	937.430	4.019.209
8301500000	Clasps and frames with clasps, incorporating locks	15.039	48.835	237.791	535.163
8301600000	Parts of padlocks and lock	358.004	1.290.705	1.869.312	5.610.288
8301700000	Keys presented separately	2.658	28.751	18.419	81.688
8302100000	Hinges	699.208	2.858.911	988.178	3.727.174
8302200000	Castors	267.271	945.438	328.021	1.561.683
8302300000	Oth mountings, fittings and similar articles suitable for motor vehicles	350.449	897.614	2.179.159	5.804.081
8302413010	Hasps; suitable for buildings suitable for building	90.704	349.558	87.089	317.036
8302413090	Bolts, hooks, eyes and staples suitable for building	19.003	137.686	36.872	194.504
8302419000	Other mountings suitable for building	355.825	1.624.003	850.546	3.038.501
8302421000	Bolts and hasps suitable for furniture	28.222	111.712	38.974	142.677
8302429000	Other Mounting; suitable for furniture	701.955	2.413.917	1.944.167	5.887.251
8302491000	Mounting of a kind suitable for saddlery	16.098	24.541	41.479	105.184
8302499000	Other mounting; oth than of a kind suitable for saddlery	210.098	865.538	411.682	1.524.660
8302500000	Hat-racks, hat-pegs, brackets and similar fixtures	40.120	460.447	170.462	558.725
8302600000	Automatic door closers	55.627	199.518	157.112	607.701
8303000000	Armoured/reinforced safes, strong-boxes and doors and safe deposit lockers	202.470	798.744	452.167	1.423.057
8304001000	Filing cabinets or card-index cabinets	22.122	91.829	50.855	312.403
8304002000	Office or desk equipment of copper or of lead	0	14.792	0	66.679
8304009000	Other similar office or desk equipment	110.917	399.951	483.604	1.966.504
8305101000	Fittings for double loop wire binders double loop wire binders	31.480	128.310	77.693	313.543
8305109000	Fittings for loose-leaf binders or files oth than double loop wire binders	73.428	225.976	113.333	318.244
8305200000	Staples in strips	226.203	678.154	272.847	831.360

I.3. IMPOR MENURUT KOMODITI / IMPORT BY HS COMMODITY
***** MARET / MARCH 2010 *****

HS	Uraian Komoditi Commodity Description	Berat Bersih / Net Weight (Kg)		Nilai / Value C.I.F (US\$)	
		Bulan ini Current Month	Kumulatif Cum.Jan. to date	Bulan ini Current Month	Kumulatif Cum.Jan. to date
8305900000	Letter coners, paper clips, indexingtagsoffice articles	135.626	525.645	436.651	1.377.450
8306101000	Bells for cycles	2.164	9.622	4.091	20.880
8306102000	Bells, gongs and the like, of copper	60	60	350	350
8306109000	Bells, gongs and the like,oth than of copper	200	9.188	459	20.165
8306210000	Statuetes and other ornamenplated with precious metal	0	2.735	0	36.103
8306291000	Statuetes and other ornamen, of copperor lead	648	826	1.523	3.159
8306299000	Statuetes and other ornamen, of oth thancopper or lead	7.783	11.619	22.843	40.727
8306309000	Photograph, picture or similar frames;mirrors : of oth than copper	20.595	93.238	56.700	248.556
8307100000	Flexible tubing of base metal, withor without fitting of iron or steel	67.168	240.996	830.964	2.011.360
8307900000	Flexible tubing of base metal, with orwithout fitting of other base metal	6.940	43.992	104.525	630.304
8308100000	Hooks,eyes&eyelet o base metal of a k.used f cloth,footwear,awnings&handbags	133.796	489.644	1.400.308	4.454.293
8308200000	Tubular/bifurcated rivets of bs metalof a kind used for clothing,footwear	18.417	58.304	153.461	454.057
8308901000	Beads of base metal	35.046	89.287	375.912	716.754
8308902000	Spangles of base metal	3.312	5.443	76.225	121.282
8308909000	Other clups and parts	267.564	1.169.194	2.176.984	6.484.262
8309100000	Crown corks of packing accessoriesof base metal	306	14.827	4.660	54.510
8309901000	Capsules for bottles of base metal	8.308	23.831	65.667	253.824
8309902000	Top ends of alum. cans of base metal	193.937	422.151	1.029.577	2.427.774
8309903000	Other caps for cans of base metal	111.250	393.956	347.196	1.183.029
8309904000	Bungs for metal drums; bung covers;seals;case corner protectors	17.559	54.849	226.940	647.145
8309905000	Oth packing accessories, of aluminium	66.890	131.333	552.698	1.308.186
8309909000	Oth packing accessories, of base metal	1.261.067	2.365.634	1.805.597	4.248.131
8310000000	Sign , name, address and similar plates,numbers, and oth symbols, of base metal	18.830	47.022	159.394	681.963
8311101000	Coated electrodes of base metal,for electric arc-welding : In rolls	363.029	793.363	510.656	1.005.951
8311109000	Coated electrodes of base metal,for electric arc-welding, In oth than rolls	6.336.745	10.119.960	10.054.346	15.607.284
8311201000	Cored wire of base metal, for electric arc-welding : In rolls	458.056	861.907	807.876	1.990.391
8311209000	Cored wire of base metal, for electric arc-welding : In oth than rolls	177.162	718.405	375.159	1.312.666
8311301000	Coated rods &core wire of base metalfor sold,braz/welding by flame in roll	592.344	1.339.068	1.270.455	2.705.562
8311309000	Coated rods & core wire, base metal,for sold,braz/weld by flame in oth than roll	428.454	1.105.488	1.375.070	4.543.666
8311900000	wire and rods, of agglomerated basemetal powder, used for metal spraying.	197.912	479.572	926.687	1.979.025
8401100000	Nuclear reactors	98	212	5.186	6.791
8401200000	Machin and app for isotopic separation,and parts thereof non-irradiated	0	1	0	40
8401300000	Fuel elements (cartridges),	18	22	109	13.574
8401400000	Parts of nuclear reactors	9	9	535	535
8402111000	Watertube boiler electric with a steamproduction exceeding 45 tons per hour	621	2.512.568	5.000	19.041.706
8402112000	Watertube boiler not electric with asteam production exceeding 45 tons/ hour	2.428.914	3.644.031	7.274.096	13.668.757
8402121100	Watertube boilers elect. with a steam15 tons <= steam prod.< 45tons/hours	137.151	668.442	363.260	2.057.756
8402121900	Watertube boilers electric with asteam prod < 15 tons /hours	119.396	271.639	254.259	2.868.062
8402122900	Watertube boilers not electric with a15 tons <= steam prod.< 45tons/hours	0	28.494	0	410.576
8402191100	Electric boilers with a steamprod.< 15 tons/hours	451.299	845.737	929.610	1.581.216
8402191900	Oth vapour elect generating boilers,inclhybrid boilers, steam prod<=15 ton/hours	102.532	130.856	382.500	422.946
8402192900	Oth not-elect generating boilers,inclhybrid boilers, steam prod<=15 ton/hours	1.073.101	1.761.034	9.072.173	13.160.092
8402201000	Electric super heated water boilerselectrically operated	0	2.506	0	10.879
8402202000	Electric super heated water boilers not electrically operated	0	159	0	241
8402901000	Boiler bodies or shellsgenerating boilers	35.591	3.220.017	208.669	11.614.756
8402909000	Other parts of steam or other vapourgenerating boilers	504.998	3.968.430	5.291.048	19.128.516
8403100000	Boilers of central heating boilers otherthan those of heading 84.02.	467	119.075	3.916	187.049
8403901000	Boiler bodies or shells central heatingboilers oth than those of heading 84.02.	294	902	14.100	16.950
8403909000	Other part of central heating boilersoth than those of heading 84.02.	14.845	134.520	292.153	792.454
8404101010	Soot remover for use with boilers ofheading 84.02	2.529	66.088	38.066	459.232
8404101090	Oth auxiliary plant for use with boilersof heading 84.02	809.549	4.384.383	10.493.566	23.033.591
8404102000	Oth auxiliary plant for use with boilersof heading 84.03	2.069	2.218	8.800	41.767
8404200000	Condensers for steam orother vapour power units	152.308	1.065.850	1.678.014	15.718.264
8404901900	Part oth than boiler bodies or shellsof goods of subheading 8404.10.10 :	197	197	23.418	23.418
8404902900	Part oth than boiler bodies or shellssof goods of subheading 8404.10.20 :	47.313	89.844	384.844	1.744.115
8404909000	Other parts of auxiliary machineryfor use with boilers	1.680.756	6.280.098	19.744.955	51.714.806
8405100000	Producer gas/water gas generators,withor without purifiers; acetylene gas	95.913	334.086	440.282	2.702.432
8405900000	Parts of producer gasor water generators	33.341	529.215	706.622	7.283.862
8406100000	Turbines for marine propulsion	1.252	3.699	5.871	38.861
8406810000	Turbines oth than marine propulsionof an output exceeding 40 MW	227.513	347.331	1.848.493	2.798.475
8406820000	Turbines oth than marine propulsionOf an output not exceeding 40 MW	1.230.148	2.562.195	12.220.987	20.421.287
8406900000	Parts of steam turbines and parts	1.633.499	6.389.816	40.503.041	138.053.962
8407100000	Spark-ignition rcprctg piston enginesfor aircraft	16.951	21.668	9.774.522	12.575.485
8407210000	Outboard motors, marine propulsion engines	77.638	231.751	2.078.120	9.512.980
8407291000	Spark-ignition rcprctg piston engn foroth marine prop egn, output =< 22.38kw	145.329	307.773	419.627	1.145.208
8407299000	Spark-ignition rcprctg piston engn foroth marine prop egn, output >750kw	7.704	28.661	41.133	406.404
8407310000	Reciprocating piston engine of vichileof chapter 87 ,capacity <=50 cc	0	11.098	0	8.860
8407320000	Reciprocating piston engine of vichileof chapter 87 ,50cc< capacity <=250 cc	176.761	859.419	624.054	4.039.444
8407330000	Reciprocating piston engine of vichileof chapter 87 ,250cc< capacity <=1000 cc	402	885	17.485	33.089
8407341000	Piston engine for pedestrian controlledtractors, cylinder capacity <= 1,100 cc	5.290	11.181	112.950	234.667
8407342000	Reciprocating piston engine of vichileof heading 87.01	333	333	1.032	1.032
8407343000	Spark ignition rcprctg piston engn of acyl.capa exc.1000 cc for vhc.of hd 87.11	2.706	7.225	68.050	179.400
8407349000	Piston engn of a capacity exc. 1000 ccoth.for tractors,vhc.of hd 87.11, 87,01	674.419	1.702.600	5.380.375	13.016.476
8407901000	Oth spark-ignition recipro pist engineof a power not exceeding 18.65 kw	327.734	1.202.663	1.213.247	3.944.980
8407902000	Oth spark-ignition recipro pist enginepower > 18.65 kw and <= 22.38	13.596	104.065	30.319	609.853
8407909000	Oth spark-ignition recipro pist engineof a power > 22.38kw (30hp)	75.380	218.018	191.958	516.614
8408104000	Comprss-igntn piston eng.for marinepropulsion of a power not exceed 750 kw	338.664	1.073.012	1.152.877	2.839.887
8408109000	Comprss-igntn piston eng.for marinepropulsion of a power exceeding 750 kw	723.835	1.324.405	20.632.554	34.452.960

I.3. IMPOR MENURUT KOMODITI / IMPORT BY HS COMMODITY
***** MARET / MARCH 2010 *****

HS	Uraian Komoditi Commodity Description	Berat Bersih / Net Weight (Kg)		Nilai / Value C.I.F (US\$)	
		Bulan ini Current Month	Kumulatif Cum.Jan. to date	Bulan ini Current Month	Kumulatif Cum.Jan. to date
8408201100	Comprss-igntn piston engines for vhcls8701.10, output <= 60 kw	861	861	437	437
8408201200	Comprss-igntn piston eng oth for vhcls8701.10, output <= 60kw,fully ass	395.402	909.489	800.145	1.897.004
8408201900	Comprss-igntn piston engines for vhclsoth 87,not fully assemble,output < 60kw	1.223	1.223	11.485	11.485
8408209100	Comprss-igntn piston engines for vhcls8701.10, oth output not exceed 60 kw	358	384	842	2.127
8408209200	Comprss-igntn piston eng oth for vhcls8701.10,oth.output <= 60kw,full ass	638.878	1.849.344	8.563.941	23.837.807
8408209900	Comprss-igntn pist engines oth for vhcl8701.10,oth.output <= 60kw,not fully ass	76.739	113.194	690.948	1.068.677
8408901010	Comprss-igntn piston engn for earth movemach. of an output not exc. 18,65 kw	1	1	218	218
8408901020	Comprss-igntn piston engn,railway loc/tramway vhc.of output not exc.18,65 kw	0	141	0	918
8408901090	Compr-ign piston engn oth for earth movemach,railway loc.output not exc.18,65kw	925.428	3.108.573	1.318.674	3.562.290
8408905010	Comprss-igntn piston engn for earth movemach. of an output exc. 100 kw	256.468	574.658	3.584.149	7.584.518
8408905020	Comprss-ign piston engn for railway loc/tramway vhc.of an output exc. 100 kw	0	15.025	0	629.542
8408905090	Compr-ign piston engn oth.for earth movemach,railway loc. an output exc. 100 kw	97.812	250.058	1.420.230	3.529.765
8408909100	Compr-ign piston eng for earth move machoth.an output>100kw, and <=18,65 kw	87.675	251.238	524.029	1.803.195
8408909900	Comp.ign.piston eng.oth,earth move machrail loc. oth output exc.100kw,not18,65	1.947.839	4.577.981	2.472.144	5.547.269
8409100000	Parts suitable for aircraft engines	197	1.039	181.341	202.147
8409911100	Carburettors & parts thereof for earthmoving machinery, spark-ignition	5.735	33.287	121.311	695.461
8409911200	Cylinder blocksfor earth mov machinery,spark-ignition	1.589	2.766	37.598	60.990
8409911300	Cylinder linersfor earth mov machinery,spark-ignition	7.418	9.716	47.705	67.004
8409911400	Heads and head coverfor earth machinery,spark-ignition	14.076	29.977	138.715	250.099
8409911500	Pistons for earth mov machinery,spark-ignition	29.315	60.471	363.087	890.690
8409911600	Piston rings,gudgeon pinsfor earth movemachinery, spark-ignition	8.285	32.328	157.891	595.220
8409911900	Oth parts suitable for earthmoving machinery, spark-ignition	9.481	27.429	86.077	300.434
8409912100	Carburettors&part thereof for vhcles of87.01, power <= 22.38 kw, spark-ignition	8.237	19.485	42.700	205.246
8409912200	Cylinder blocks for vehicle of head 87.01power <= 22.38 kw, spark-ign	5.458	11.497	71.015	155.824
8409912300	Cylinder liners for vehicle of head 87.01power <= 22.38 kw, spark-ign	0	9.267	0	17.262
8409912400	Heads and head cover for vhcls of 87.01power <= 22.38 kw, spark-ign	384	1.322	1.602	9.957
8409912500	Pistons for vehicles of 87.01.power <= 22.38 kw, spark-ign	14.468	33.007	59.331	184.537
8409912600	Piston rings & gudgeon pins for vhcls of87.01,power <= 22.38 kw, spark-ign	0	46	0	386
8409912900	Oths parts suitable for vehicles 8701,power <= 22.38 kw, spark-ignition	22.688	27.943	127.959	227.399
8409914100	Carburettors and parts thereof for vehicles 87.11, spark-ignition	324.851	890.726	9.774.375	26.780.374
8409914200	Cylinder blocks, crank casesfor vhcls 87.11,spark-ignitio	178.438	381.230	1.273.172	2.948.961
8409914300	Cylinder linersfor vehicles 87.11,spark-ignition	1.426	1.523	28.561	29.046
8409914400	Heads and head coverfor vehicles 87.11,spark-ignition	173.713	476.826	5.010.886	16.576.183
8409914500	Pistons for vehicles 87.11,spark-ignitio	105.419	244.155	495.732	1.197.292
8409914600	Piston rings and gudgeon pins forfor vehicles 87.11,spark-ignition	16.018	51.358	596.823	1.718.279
8409914900	Oth parts suitable for vehiclesheading 87.11, spark-ignition	305.022	841.881	7.273.495	20.076.041
8409915100	Caburettors and parts thereof for othvehicles of chapter 87, spark-ignition	66.824	202.653	1.100.794	3.204.621
8409915200	Cylinder blocks, crank cases for othvehicles of chapter 87, spark-ignition	792.331	2.123.448	7.710.071	21.201.658
8409915300	Cylinder liners for othvehicles of chapter 87, spark-ignition	3.843	22.363	25.299	136.170
8409915400	Heads and head cover for othvehicles of chapter 87, spark-ignition	60.476	145.215	708.667	1.694.403
8409915500	Pistons for oth vehicles of chapter 87,spark-ignition	84.678	216.297	1.489.660	3.855.748
8409915600	Piston rings and gudgeon pins for othvehicles of chapter 87, spark-ignition	19.759	57.346	214.801	542.765
8409915900	Oth parts suitable for vehicles foroth vehicles 87, spark-ignition	624.323	1.611.022	9.253.417	23.753.964
8409916100	Cyl.block,crank case,marine propul eng,power<= 22.38kw for vssl of 89 spark-ign	0	460	0	522
8409916200	Piston for marine propuls eng, power<=22.38 kw for vssls of 89, spark-ign	0	1.212	0	803
8409916300	Oth.for vssls chapt.89,marine propl engof a power <= 22.38 kw, spark-ignition	1.033	58.548	6.231	112.081
8409916400	Cyl.block,crank cases,marine propuls engpower>22.38kw for chapter 89,spark-ign	460	586	13.376	21.466
8409916500	Pistons for marine propuls eng.of power>22.38 kw for vssls of 89,spark-ign	1.669	5.767	70.302	106.541
8409916600	Oth.for chapt.89 for marine propuls eng.of a power>22.38 kw, spark-ignition	14.931	73.603	38.859	525.040
8409917100	Carburettors & parts thereof for othenines, spark-ignition	438	1.423	838	27.407
8409917200	Cylinder block for oth eng,spark-ign	46.448	145.516	219.174	580.373
8409917300	Cylinder liner for oth eng,spark-ign	24.172	59.204	143.617	440.431
8409917400	Heads and head cover for oth engines,spark-ignition	8.790	29.946	81.059	345.789
8409917500	Pistons for oth engines,spark-ignition	13.783	35.607	346.869	1.265.575
8409917600	Piston rings and gudgeon pins for othenines, spark-ignition	2.172	6.341	104.579	253.548
8409917900	Oth parts for oth engines,spark-ignition	214.468	600.427	2.542.822	6.170.743
8409991100	Carburettors & parts thereof for earthmoving machinery, comp-ignition	424	12.176	11.328	258.938
8409991200	Cylinder blocks for earth moving mach,comp-ignition	12.059	47.961	264.293	838.735
8409991300	Cylinder liners for earth moving mach,comp-ignition	2.092	27.036	20.064	108.216
8409991400	Heads and head cover for earth movingmachinery, comp-ignition	64.301	167.329	715.006	2.061.966
8409991500	Pistons for earth moving machinery,comp-ignition	40.347	87.488	221.666	555.149
8409991600	Piston ring & gudgeon pin for earth movemachinery, comp-ignition	26.113	73.328	159.297	456.047
8409991900	Oth parts suitable for earthmoving machinery, comp-ignition	42.828	154.375	403.294	1.727.075
8409992100	Carburettors&part thereof for vehiclesof 87.01 comp-ignition	167	18.255	3.370	20.297
8409992200	Cylndr blocks for vehicles of 87.01comp-ignition	23.499	94.734	27.693	91.970
8409992300	Cylndr liners for vehicles of 87.01comp-ignition	1.068	18.168	13.245	50.105
8409992400	Heads and head cover for vhcls of 87.01comp-ignition	4.619	15.909	50.993	108.745
8409992500	Pistons for vehicles of 87.01,comp-ignition	6.817	20.345	20.366	49.660
8409992600	Piston ring&gudgeon pin for vhcls of87.01 comp-ignition	630	968	5.093	7.619
8409992900	Oths parts suitable for vhcls 87.01,comp-ignition	12.690	93.955	28.187	113.243
8409994100	Caburettors and parts thereof for othvehicles of chapter 87, comp-ignition	99.387	275.820	1.552.150	4.147.155
8409994200	Cylinder blocks for oth vhcls of chapt87, comp-ignition	187.442	501.017	2.736.400	7.225.195
8409994300	Cylinder liners for oth vehicles ofchapter 87,comp-ignition	49.950	135.442	149.098	532.480
8409994400	Heads and head cover for vehicles ofchapter 87,comp-ignition	159.804	370.715	2.004.924	4.927.431
8409994500	Pistons for oth vehicles ofchapter 87,comp-ignition	59.798	187.724	307.909	1.547.250
8409994600	Pistons ring & gudgeon pins for vhcls ofchapter 87, comp-ignition	69.087	173.283	1.764.947	6.162.975
8409994900	Oth parts suitable for vehicles foroth vehicles 87, comp-ignition	619.965	1.520.293	8.749.402	22.037.196
8409995100	Cyl.block,crank case,marine propuls.eng,power<= 22.38kw for vssl of 89,comp-ign	5	76	2.092	10.503

I.3. IMPOR MENURUT KOMODITI / IMPORT BY HS COMMODITY
***** MARET / MARCH 2010 *****

HS	Uraian Komoditi Commodity Description	Berat Bersih / Net Weight (Kg)		Nilai / Value C.I.F (US\$)	
		Bulan ini Current Month	Kumulatif Cum.Jan. to date	Bulan ini Current Month	Kumulatif Cum.Jan. to date
8409995200	Piston for marine propul eng of power<=22.38 kw for vssls of 89,comp-ignition	0	1.616	0	4.144
8409995300	Oth.for vssls chapt.89,marine propul engof a power<= 22.38 kw, comp-ignition	4.999	8.561	8.455	32.865
8409995400	Cyl.block,crank cases,marine propuls engof power>22.38kw for vssl 89, comp-ign	224	649	16.599	25.136
8409995500	Pistons for marine propuls eng.of power> 22.38 kw for vssls of 89,comp-ign	15	1.928	2.102	5.663
8409995600	Oth.for vssls,chap89,marine propuls engof a power>22.38 kw, comp-ignition	2.294	24.310	25.139	423.969
8409996100	Carburettors & parts thereof for othengines, comp-ignition	3.085	9.843	23.018	96.461
8409996200	Cylinder blocks for oth engines,comp-ignition	12.946	63.745	170.111	809.425
8409996300	Cylinder liners for oth engines,comp-ignition	68.249	239.616	262.772	590.506
8409996400	Heads and head cover for oth engines,comp-ignition	12.094	57.270	164.210	2.259.769
8409996500	Pistons for oth engines, comp-ignition	23.171	78.437	393.944	1.015.832
8409996600	Piston rings and gudgeon pins for othengines, comp-ignition	32.393	48.763	183.752	344.304
8409996900	Oth parts for oth engines,comp-ignition	1.151.558	3.104.595	11.729.835	27.184.492
8410110000	Hydraulic turbine&water wheels of power<= 1,000 kw	96.304	221.189	945.049	1.831.285
8410120000	Hydraulic turbines and water wheels of apower>1,000 kw but not exceed 10,000 kw	831	151.155	11.000	1.333.120
8410130000	Hydraulic turbines and water wheels ofa power exceeding 10,000 kw	21.428	21.428	3.809.066	3.809.066
8410900000	Parts hydraulic turbines, water wheels,including regulators	314.697	374.155	1.295.890	1.876.127
8411110000	Turbo-jets of a thrust not exceed 25 kn	0	7.106	0	5.431.522
8411120000	Turbo-jets of a thrust exceeding 25 kn	7.702	18.096	1.223.662	5.005.671
8411210000	Turbo-propellers of a power not exceed1,100 kw	612	1.279	7.899	9.475
8411220000	Turbo-propellers of a power exceeding1,100 kw	340	8.017	3.212	902.122
8411810000	Oth gas turbines of a power not exceed5,000 kw	5.435	17.224	320.947	1.336.624
8411820000	Oth gas turbines of a power exceeding5,000 kw	13.032	30.826	2.174.461	2.684.275
8411910000	Parts of turbo-jets/turbo-propellers	76	1.318	31.879	1.610.904
8411990000	Oth parts of gas turbines	123.092	502.553	13.043.281	44.500.682
8412210000	Hydraulic power engines and motorswith linear acting (cylinders)	77.194	385.876	1.145.658	3.566.911
8412290000	Oth hydraulic powerengines and motors	166.693	554.030	3.647.745	6.811.024
8412310000	Linear act (cylinders), for pneumaticpower engines and motors	3.963	11.558	174.869	474.957
8412390000	Oth linear acting (cylinders) forpneumatic power engines and motors	22.290	102.049	341.694	2.185.751
8412800000	Oth engines and motors	53.886	161.879	961.969	4.428.921
8412901000	Parts of reaction engines of subhead8412.10.00	6.396	6.844	15.102	36.779
8412909000	Oth parts of power engines & motors	182.575	458.781	1.567.818	6.038.990
8413110000	Pump fitted/design to a measu device fordispnsng fuel/lubric,used in fill stat	29.537	129.124	349.066	1.333.527
8413191000	Pumps fitted/designed to a measuringdevice electrically operated	123.701	448.000	3.628.475	7.681.912
8413192000	Pumps fitted/designed to a measuringdevice and not electrically operated	5.002	20.520	256.902	490.058
8413201000	Water pump for hand pump,oth than thoseof subheading 8413.11or 8413.19	40.739	108.959	94.130	184.114
8413209000	Oth hand pumps, oth than thoseof subheading 8413.11or 8413.19	99.913	409.139	281.860	3.033.509
8413301100	Fuel,lubric.,cool medium pump,earth movemach/motor vhcle, reciproc/rotary type	188.724	525.324	4.114.869	11.826.996
8413301900	Fuel,lubric.,cool medium pump,earth movemach/motor vhc,not recipro/rotary typ	1.033.576	2.619.564	15.715.204	40.216.540
8413309100	Oth fuel,lubric,cool medium pumps,intercombust piston eng recipro/rotary type	231.474	423.287	2.488.156	4.868.886
8413309900	Oth fuel,lubric,cool medium pumps,intercombust piston eng oth recipro/rotary typ	180.282	518.317	2.637.077	7.483.238
8413401000	Concrete pumps, electrically operated	18.251	34.107	127.539	368.289
8413402000	Concrete pumps, not electric operated	27	27	1.041	1.041
8413501000	Oth reciprocating positivedisplacement pumps, electric operated	22.290	200.086	576.167	5.603.705
8413502000	Oth reciprocating positivedisplacement pumps,not electric operated	9.109	264.587	178.347	9.532.935
8413601000	Oth rotary positive displacement pumps, electrically operated	100.077	254.410	540.073	1.308.480
8413602000	Oth rotary positive displacement pumps, not electrically operated	24.520	71.170	382.913	900.368
8413701000	Single stage,water pump for belt driveror direct coupling	179.010	957.499	722.386	2.767.067
8413702200	Impulse-turbo water pumps of < 100 w&electrically operated for household use	7.596	12.351	59.671	129.399
8413702900	Impulse-turbo water pumps of a capacity>100w electric operated for household us	347.710	1.012.526	4.283.099	11.873.520
8413703000	Oth centrifugal pumps not electricallyoperated	198.881	423.721	807.200	1.852.138
8413811000	Oth pumps, electrically operated	1.398.675	2.813.601	19.100.883	36.660.032
8413812000	Oth pumps, not electrically operated	218.866	1.251.030	2.420.312	9.837.956
8413821000	Liquid elevators, electrically operated	169.130	1.049.235	976.159	4.974.867
8413822000	Liquid elevators,not electric operated	22.267	443.038	444.397	2.051.789
8413911000	Parts of pumps of subheading 8413.20.10	2.919	78.248	270.025	1.277.532
8413912000	Parts of pumps of subheading 8413.20.90	116	74.161	15.107	134.303
8413913000	Parts of pumps of subheading 8413.70.10	27.534	93.970	173.333	610.997
8413914000	Parts of pumps of oth centrifugal pumps	69.124	242.307	1.654.991	3.821.883
8413915000	Parts of oth pumps,electric operated	981.306	2.932.169	4.198.434	12.052.988
8413919000	Parts of oth pumps,not electric operated	237.392	525.516	2.585.648	6.625.648
8413921000	Part of liquid elevator,electric operate	267.796	1.528.880	374.326	2.742.466
8413922000	Part of liquid elevators, nonelectrically operated	943	3.958	44.469	80.756
8414101000	Electrically operated, vacuum pumps	70.011	328.824	974.566	4.004.098
8414102000	Not electrically operated, vacuum pumps	7.772	32.929	90.613	246.964
8414201000	Bicycle pump,hand/foot operated air pump	1.781	124.622	1.930	133.635
8414209000	Oth than bicycle pump,hand/foot operatedair pumps	92.871	141.720	549.844	760.975
8414301000	Compressor, capacity>21kw/hourhaving displace/revolution >220cc	618.245	1.690.919	2.442.119	14.353.549
8414309000	Compress,oth.capacity>21kw/hour,have displace/revolution > 220cc	2.254.930	7.260.430	9.539.882	35.398.261
8414400000	Air compressors mounted on a wheeledchasis for towing	353.104	1.230.067	1.847.737	11.387.936
8414511000	Table fans & box fan with a self contelelectric motor of an output <= 125 w	0	5.971	0	63.603
8414519000	Oth than table fan box fan with self contelelectric motor of an output <= 125 w	21.796	85.679	147.170	610.546
8414591000	Oth fans of a capacity <= 125 kw	78.366	251.405	515.809	1.550.824
8414599000	Oth fans oth of a capacity <= 125 kw	148.974	504.316	1.228.348	6.497.654
8414601000	Hoods having a max horizontal side notexceeding 120 cm, fitted with a filter	20.398	123.973	91.942	526.076
8414609000	Hoods having a max horizontal side notexceed 120 cm,not fitted with a filter	100.366	142.973	913.228	1.373.338
8414801100	Hoods having a maximum horizontal sideexceeding 120 cm, fitted with filter	8.470	85.033	210.247	1.376.356
8414801200	Hoods having a maximum horizontal side>120cm,not fitt with filter for ind use	11.243	75.436	200.091	683.899
8414801900	Hoods have a max horizontal side>120cmnot fitt with filt oth than for ind use	5.504	33.751	9.521	155.396

I.3. IMPOR MENURUT KOMODITI / IMPORT BY HS COMMODITY
***** MARET / MARCH 2010 *****

HS	Uraian Komoditi Commodity Description	Berat Bersih / Net Weight (Kg)		Nilai / Value C.I.F (US\$)	
		Bulan ini Current Month	Kumulatif Cum.Jan. to date	Bulan ini Current Month	Kumulatif Cum.Jan. to date
8414803000	Free piston generators for gas turbines	27.372	64.461	497.993	1.224.109
8414804100	Gas compr modul for use in oil drill oththan those of subhd 841430 and 8414.40	5.716	52.138	132.781	1.471.274
8414804200	Oth than gas compres,capacity>21kw/hourdisplace/revolution > 220cc	64.771	97.627	926.479	1.320.969
8414804900	Oth than gas compres,oth capa>21kw/hourhave a displace/revolution > 220 cc	175.600	1.730.665	1.902.876	14.663.947
8414805100	Electrically operated, air pumps	36.342	174.345	324.521	1.289.893
8414805900	Not electrically operated, air pumps	6.833	98.879	116.538	253.146
8414809110	Electrically operated,blowers & the like	255.356	537.436	2.624.469	6.041.470
8414809190	Electrically operated, oth thanblowers & the like	42.308	319.390	529.799	3.389.935
8414809900	Oth air pumps, not electrically operated	48.099	56.172	452.281	490.054
8414901100	Parts of pumps/compressors,of electricoperated equipment	259.755	812.176	2.352.277	12.065.217
8414901200	Parts of electric operated equipment ofsub headings 8414.60/8414.80	30.369	124.091	172.014	2.595.806
8414901900	Oth parts of electrically operatedequipment	491.944	2.228.027	4.830.008	12.714.873
8414909100	Parts of non electric operated equip ofsubheading 8414.10, 8414.20/8414.40	7.516	25.026	27.757	65.907
8414909900	Oth parts of non electrically operatedequipment	150.240	361.789	1.189.931	3.085.460
8415100000	Air conditioning mach,windows/wall tyesself-contained/'split system'	4.406.103	10.956.403	25.180.133	61.687.432
8415811100	Inc.refri,reverse heat pump,used inaircraft of an output <= 21.10 kw	20.030	64.912	41.933	129.274
8415811200	Inc.refri,reverse heat pump,used in aircraft ouput>21.10kw,air flow>67.96m3/min	1.222	1.462	6.265	9.035
8415811900	Inc.refri,reverse heat pump,used in aircraft oth.of output >21,10kw/not	12.596	25.569	129.697	167.904
8415813000	Inc.refri,reverse heat pump of road invehicles oth those of subhd 8415,20	1.116	2.108	8.611	10.620
8415819100	Refri.revse heat pump,oth.used aircrafrail,road,output>21.10kw,airfl>67.96m3/m	8.329	8.329	78.601	78.601
8415819900	Refri.revse heat pump,oth.used aircrafrail,road,output<21.10kw,airfl>67.96m3/m	26.069	119.485	195.609	674.432
8415821100	Oth,incorporat.refri unit of usedaircraft,output>21.10kw,airfl>67,96m3/m	0	25	0	294
8415821900	Oth,incorporat.a refri unit of used aircraft oth.output>21.10kw,airfl>67,96m3/m	910	5.969	6.026	44.601
8415823000	Oth,incorporat.a refri unit of a kinduse in road vhcle oth.those subhd8415.20	416	931	9.780	29.558
8415829000	Oth,incorporat.refri unit oth.of a kindused in aircraft,railway,road vehicles	154.080	396.063	1.127.138	3.184.570
8415831100	Not incorporat.a refri unit of used inaircraft,output>21.10kw,airflw>67.96m3/m	5.210	5.210	8.229	8.229
8415831900	Not inc. a refri unit,used in aircraftoth of output>21.10kw,airflow >67.96m3/m	3.482	3.739	36.832	44.072
8415833000	Not incorporat.a refri unit of a kindused in road vhcl oth.those subhd8415.20	0	41	0	1.730
8415839000	Not incorp a refri unit oth.of a kindused in aircraft,railway,road vehicles	198.638	617.733	1.465.466	4.626.611
8415901200	Chassis/cabinet,welded&painted,parts ofmachines of an output <= 21.10 kw	95.470	255.197	132.537	336.073
8415901900	Oth chassis/cabinet,welded&paint,partof machines of an output<= 21.10 kw	344.501	972.559	1.690.904	4.899.214
8415902100	Chassis/cabinet,welded&paint,parts ofmach.of output>21.10 kw,airflow>67.96m3	0	93	0	540
8415902200	Oth chassis/cabnt,welded&paint,part ofmach.of output>21.10 kw,airflow>67.96m3	996	63.427	8.997	271.017
8415902300	Chass/cabinet,welded&paint,part of machof output>21.10 kw,oth airflow>67.96m3	4.200	4.200	12.918	12.918
8415902900	Oth.chass/cab,welded&paint,part of machof output>21.10kw,oth airflow>67.96m3/	9.309	17.684	115.917	173.017
8415903190	Cab,weld/paint,part of mach output 26.38-52.75kw,airflow>67.96,oth use air/rail	2.311	73.540	22.762	332.542
8415903200	Oth cabinet,weld/paint,part of mach ofoutput 26.38-52.75kw,air flow>67.96	2.685	5.474	43.034	78.579
8415903900	Oth cab,weld/paint,part mach of output26.38-52.75kw,airflow>67.96,use air/rail	81	2.104	2.320	11.069
8415904200	Oth chas/cab,weld/paint,part of mach ofoutput > 52.75kw,air flow>67.96	87.415	233.935	1.436.380	3.723.762
8415904310	Chas/cab,weld/paint,part mach of output>52,75kw,oth airflow>67.96,use air/rail	0	1	0	192
8415904390	Chas/cab,weld/paint,part mach a output>52,75kw,oth airflow>67.96,use air/rail	2.149	9.313	22.589	133.949
8415904900	Chas/cab,weld/paint,part mach output>52,75kw,oth airflow>67.96,oth use air/rail	129.377	330.887	911.253	2.136.915
8416100000	Furnace burners for liquid fuel	4.423	19.704	79.693	247.995
8416200000	Oth furnace burner,includ combinationburners	36.918	549.262	302.385	1.585.153
8416300000	Mechanical stokers,including their mechgrate,mech ash discharg&similar app	11.207	106.380	73.038	413.025
8416900000	Parts of furnaces burners for liquid/solid/gas fuel, mechanical stokers	54.051	244.994	680.791	1.781.507
8417100000	Furnaces & ovens for the roast,melt/othheat treat,of ore,pyrite metal non-elect	1.242.159	2.196.353	2.807.422	6.236.536
8417200000	Bakery ovens,including biscuit oven,nonelectric	25.029	184.648	161.572	1.351.272
8417800010	Incinerators, non-electric	0	6.695	0	43.766
8417800090	Oth than incinerators, non-electric	428.641	668.648	1.747.971	2.749.594
8417900000	Part furnaces & ovens for the roasting,melting non-electric	1.091.564	2.615.517	7.636.643	18.683.176
8418101010	Household type, comb refrigrtr-freezecapacity < 230 l	238.118	741.584	993.236	3.147.395
8418101090	Household type, comb refrigrtr-freezecapacity > 230 l	409.084	879.222	2.056.131	4.411.992
8418109000	Comb refrigrtr-freeze fitted with seprtextrnl doors, oth than household type	65.114	575.652	289.404	1.822.293
8418210010	Refrigerator,household typ with comprestype of capacity not exceeding 230 l	140.162	299.629	486.314	1.029.510
8418210090	Refrigerator,household typ with comprestype of capacity > 230 l	88.260	271.786	454.208	1.388.985
8418290010	Refrigerator,household type oth thancompress type of capacity<=230 l	58.545	80.269	141.419	282.595
8418290090	Refrigerator,household type oth thancompress type of capacity > 230 l	8.839	13.826	36.770	73.469
8418300000	Freezer of the chest type, not exceed800 i capacity	139.904	572.169	514.829	1.834.449
8418400000	Freezer of the upright type, not exceed900 i capacity	5.723	12.099	21.406	80.060
8418501000	Refrigerating chambers, capacity > 200 l	124.725	211.110	742.174	1.065.413
8418509000	Refrigerating chambers not exceeding 200capacity	387.956	718.726	1.609.010	3.074.473
8418610000	Heat pump oth than ACmachinesof heading 84.15	1.989	3.398	25.262	40.307
8418691000	Beverage coolers	24.694	51.376	155.973	333.076
8418692000	Water chillers with a refrigeratingcapacity of 100,000 i/more	39.622	161.321	478.792	1.896.483
8418693000	Drinking water coolers	31.631	80.738	298.973	625.685
8418695000	Scale ice-maker units	16.165	38.298	43.220	232.242
8418699000	Oth refrigrtr/freez equip,oth than heatpump oth than air condition mach hd84.15	50.616	439.598	638.682	3.412.028
8418911000	Part for good,sub 8418.(10,21,29,30,40),furniture to refri/freez	3.985	27.229	44.021	237.830
8418919000	Oth parts furniture designed to receiverefrigerat/freezing equipment	28.214	170.588	362.596	1.495.434
8418991000	Evaporators and condensers	159.915	868.201	673.969	2.896.041
8418992000	Cabinets and doors, welded/painted	349.982	1.033.953	520.922	1.531.073
8418994000	Aluminium rollbonds for sub 8418.10.10,8418.21, 8418.22 and 8418.29	65.011	202.526	317.419	1.014.194
8418999000	Oth part refrig & freezers equipmentelectric/oth	180.976	864.522	867.004	3.394.600
8419111000	Instant gas water heaters,for householdtype, non electric	15.373	66.629	139.771	772.163
8419119000	Instant gas water heaters for oth thanhousehold type, non electric	4.929	53.315	62.088	1.005.660
8419191000	Oth instant gas water heaters for household type,non electric	0	24.362	0	18.958
8419199000	Oth instant gas water heaters for oththan household type,non electric	19.216	1.874.889	336.970	16.910.381

I.3. IMPOR MENURUT KOMODITI / IMPORT BY HS COMMODITY
***** MARET / MARCH 2010 *****

HS	Uraian Komoditi Commodity Description	Berat Bersih / Net Weight (Kg)		Nilai / Value C.I.F (US\$)	
		Bulan ini Current Month	Kumulatif Cum.Jan. to date	Bulan ini Current Month	Kumulatif Cum.Jan. to date
8419200000	Medical,surgical/laboratory sterilisers	47.989	73.633	593.875	1.292.486
8419311010	Evaporators,dryers for agri products,electrically operated	3.175	8.916	13.293	22.855
8419311090	Oth.than evaporators,dryers for agriproducts, electrically operated	250.504	275.720	965.153	1.326.270
8419312010	Evaporators,dryers for agri products,non electrically operated	0	946	0	12.236
8419312090	Oth.than evaporators, dryers for agriproducts,non electrically operated	173	5.353	784	15.731
8419321000	For wood, paper pulp, paper/paperboard,electrically operated	31.813	81.346	159.030	580.150
8419322000	For wood, paper pulp, paper/paperboard,non electrically operated	368	15.107	18.950	65.900
8419391100	Machinery by a proces involving heatingfor the printed of electricall operated	2.530	7.714	210.268	412.180
8419391900	Oth machinery by a process involvingheatingfor the printed of elect oper	496.080	660.842	8.961.520	12.227.616
8419392000	Machinery by a proces involving heatingfor the printed of not electric operat	741	13.323	17.010	76.878
8419401000	Distilling/rectifying plantelectrically operated	10.314	53.039	144.727	1.095.281
8419402000	Distilling/rectifying plantnot electrically operated	5.308	6.500	80.138	96.925
8419501000	Cooling towers	418.069	2.595.604	3.886.073	11.862.229
8419502000	Condensers for air conditionersfor motor vehicles	83.470	253.876	1.654.292	4.682.545
8419503000	Oth condensers for air conditioners	188.255	311.101	3.405.259	4.637.494
8419504000	Oth condensers electrically operated	273.386	727.665	3.269.254	5.880.276
8419509000	Oth condensers not electricallyoperated	214.544	437.677	1.233.270	9.952.862
8419601000	Machinery for liquefying air/oth gaseselectrically operated	1.983	21.040	17.453	173.838
8419602000	Machinery for liquefying air/oth gasesnot electrically operated	9.318	9.318	32.750	32.750
8419811000	Oth.mach,plant & equip for making hotdrinks/for cook/heat food,elect operated	22.260	83.757	332.311	966.548
8419812000	Oth.mach,plant&equip for make hot drink/for cook/heat food,not elect operated	9.747	38.406	99.091	251.787
8419891100	Evaporators for air-conditioning machfor motor vehicles,electrical operated	70.339	197.994	1.267.407	3.351.160
8419891300	Machinery by a proces involving heatingelectr for the manuf of PCB/PWB's/PCA's	14	3.510	112	344.632
8419891900	Oth mach for making hot drinks/forcooking/heating food,electricall operate	257.796	586.751	5.704.783	8.016.696
8419892000	Oth mach for making hot drinks/forcooking/heating food,not electri operate	136.716	143.024	5.257.543	5.349.617
8419901200	Part mach for the treat.matrial by procinvolve heat,print circuit,wiring,elect	6.899	15.016	688.618	768.109
8419901900	Oth.part mach,the treat.matrial by procinvolve heat,print circuit,wiring,elect	323.754	1.132.926	4.408.628	10.340.106
8419902000	Part mach,plant/laboratory equipment,of non-electrically operated articles	23.884	188.346	386.050	3.466.016
8420101000	Apprts.for the app of dry film/liquidphoto resist,etc, calender/oth roll mach	15.883	17.825	173.793	266.892
8420102100	Roller-type ironing mach suitable for domestic use	611	2.670	90.914	519.228
8420102900	Wringers suitable for domestic use	0	4.435	0	59.887
8420109000	Oth calendering/oth rolling machin	4.128	47.307	95.428	401.085
8420911000	Parts cylinders of apparatus for theappl of dry film,liquid photo resis,etc	1.211	2.052	6.159	15.731
8420912000	Parts cylinders for ironing machinesor wringers suitable for domestic use	1	1	695	695
8420919000	Oth parts cylinders for calenderingor oth rolling machines	8.733	51.369	141.877	396.038
8420991000	Oth parts of apparatus for the applicof dry film,liquid photo resist,etc	176	7.445	3.362	572.698
8420999000	Oth parts for calendering/othrolling machines	3.135	9.761	65.094	132.690
8421110000	Centrifuges,including centrifugaldryers for cream separators	3.934	6.298	45.919	81.129
8421120010	Clothes-dryers, of capacity notexceeding 30 i	61	62	2.602	2.602
8421191000	Centrifuges,including centrifugaldryers for sugar manufacture	10.318	76.663	368.578	1.376.446
8421199000	Oth centrifuges,including centrifugaldryers	17.493	237.073	207.211	2.380.325
8421211100	Filtering machin & appar water electricfor domestic use of a cap <= 500 l/h	43.370	104.785	377.215	857.797
8421211900	Oth filter machin& appar water electricof a capacity <= 500 l/h	105.885	1.037.613	3.578.706	7.273.637
8421212100	Filtering machin & apparat water electrfor domestic use of a capacity > 500 l/h	19.209	35.974	45.987	170.955
8421212900	Oth filter machin& appar water electricof a capacity > 500 l/h	195.567	390.491	2.483.140	6.048.772
8421221000	For filter/purify beverages oth thanwater of a capacity <= 500 l/hr	707	1.390	49.841	97.807
8421222000	For filter/purify beverages oth thanwater of a capacity >500 l/hr	43.383	69.621	381.209	997.119
8421231100	Oil filters for earth moving machineryinternal combustion engines	132.454	427.768	1.244.286	3.958.431
8421231900	Oth oil filters for earth movingmachinery internal combustion engines	50.181	106.981	823.715	1.705.604
8421232100	Oil filters for motor vehiclesof chapter 87	102.619	260.019	937.486	2.548.485
8421232900	Oth oil filters for motor vehiclesof chapter 87	44.851	129.858	670.217	1.888.636
8421239100	Oil filters for oth earth movingmachin and motor vehicles of chapter 87	51.311	123.894	511.943	1.425.904
8421239900	Oth oil filters for oth earth movingmachin & motor vehicles of chapter 87	63.658	170.664	914.773	2.521.247
8421291000	Filtering/purifying machin & appar formedical/laboratory use	6.015	14.683	229.294	444.223
8421292000	Filter/purify mach&apparatus for liquidof a kind used for sugar manufacture	1.084	29.104	35.701	274.405
8421293000	Filter/purify mach&apparatus for liquidof a kind used in oil drill operations	51.763	73.948	314.715	725.094
8421294000	Filter/purify mach&apparatus for liquid,petrol filters	5.051	17.943	64.154	215.078
8421295000	Filter/purify mach&apparatus for liquidoil filter oth than those subhd 8421.23	26.514	74.716	316.601	832.964
8421299000	Oth filtering machinery & apparatusfor liquids not electrically operated	220.683	599.500	7.040.163	13.717.942
8421311000	Intake air filters for inter combustionengines for earth moving machinery	20.840	54.501	301.057	699.402
8421312000	Intake air filters for inter combustionengines for motor vehicles of chap 87	73.098	228.749	851.676	2.620.862
8421319000	Oth intake air filters for internalcombustion engines	112.624	326.718	1.271.512	3.507.893
8421391000	Laminar flow units oth than intake airfilter for internal combustion engines	31.840	89.639	824.336	1.968.136
8421399000	Oth.laminar flow units oth intake airfilter for internal combustion engines	280.693	1.558.240	6.968.157	22.073.433
8421911000	Parts of goods of subheading 8421.12,of centrifuges,includ centrifugal dryers	25	2.225	1.230	5.248
8421912000	Parts of goods of subheading 8421.19,of centrifuges,includ centrifugal dryers	5.387	6.218	138.557	163.744
8421919000	Parts of subhd 8421.11.00/8421.19.90of centrifuges,includ centrifugal dryers	1.541	40.878	137.187	415.748
8421992000	Parts filter cartridges of filter,subhd8421.23	42.837	109.226	550.452	1.319.494
8421993000	Parts of goods of subheading 8421.31	71.041	227.523	626.409	2.071.187
8421999100	Oth parts of goods of subheading8421.29.20	3.668	12.295	34.181	119.337
8421999200	Oth parts of goods of subheading8421.21.11/8421.21.21	195.001	417.201	214.983	993.890
8421999300	Oth part of subhd 8421.31,8421.23.11,8421.23.19,8421.23.91/8421.23.99	17.387	130.992	266.991	4.725.147
8421999900	Oth parts of sentrifugal, includingcentrifugal dryers	161.290	631.477	2.213.088	8.219.066
8422111000	Dish washing machin of the household type,electrically operated	2.668	5.631	10.821	29.692
8422112000	Dish washing machin of the household typenot electrically operated	479	479	507	507
8422190000	Dish washing machines of the othhousehold type	7.961	64.137	113.363	1.026.690
8422200000	Machinery for cleaning/drying bottlesoth containers	72.568	89.015	1.431.201	2.349.385
8422300000	Machinery for filling,closing, sealing,or labelling bottles, cans, boxes,etc	163.146	567.152	9.910.019	23.391.170

I.3. IMPOR MENURUT KOMODITI / IMPORT BY HS COMMODITY
***** MARET / MARCH 2010 *****

HS	Uraian Komoditi Commodity Description	Berat Bersih / Net Weight (Kg)		Nilai / Value C.I.F (US\$)	
		Bulan ini Current Month	Kumulatif Cum.Jan. to date	Bulan ini Current Month	Kumulatif Cum.Jan. to date
8422400000	Oth packing/wrapping machinery(including heat-shrink wrapping mach)	243.531	802.358	13.697.231	41.543.404
8422901000	Parts of goods of subheading 8422.11	20.064	45.491	303.629	725.010
8422909000	Part goods of subhd 8422 of oth thansubheading 8422.11	83.228	176.402	2.844.734	8.728.360
8423101000	Personal weighing machin,inclusing baby&household scales,electrically operated	1.829	4.562	2.832	27.587
8423102000	Personal weighing machin,inclusing baby& household scales,not electric operate	23.641	347.388	31.578	445.474
8423201000	Scales for continuous weighing of goodson conveyors, electrically operated	6.092	15.466	115.544	450.809
8423202000	Scales for continuous weighing of goodson conveyors, not electrically operated	87	3.404	4.332	161.282
8423301000	Constan weight scales,predetermin weightscales & hopper scales,electric operat	189	23.831	24.694	642.054
8423302000	Constan weight scales,predetermin weightscales&hopper scales,not electr operat	4	2.250	6	11.890
8423811000	Oth weighing machinery,max capacity<=30 kg, electrically operated	32.275	61.803	385.300	944.037
8423812000	Oth weighing machinery,max capacity<=30 kg, not electrically operated	14.071	123.803	33.791	256.859
8423821100	Oth.weigh mach,having a maximum weighngcapacity <= 1 000kg,electric operated	1.545	19.699	25.263	143.607
8423821900	Oth.weigh mach,oth.having a max weighngcapacity <= 1 000kg,electric operated	1.421	12.004	16.865	80.935
8423822100	Oth.weigh mach,having a maximum weighngcapacity <= 1 000kg, not electric	11.484	18.623	22.415	55.118
8423822900	Oth.weigh mach,oth.having a max weighngcapacity <= 1 000kg, not electric	28.986	40.979	65.312	170.141
8423891000	Oth weigh mach,oth.capacity exceed 30kgor not but not exceeding 5 000kg, elect	25.541	124.453	218.454	552.711
8423892000	Oth weighing mach,oth.capacity > 30kgand <= 5,000 kg,not elect	29.539	42.385	207.249	296.525
8423901000	Weighing machine weights	6.604	24.864	89.289	213.625
8423902100	Weighing machin weights,not electricaloperated	41.608	124.096	1.232.378	3.547.810
8423902900	Parts of weighing machinery,electrically electrically operated	16.145	19.892	205.027	294.589
8424109000	Fire extinguishers,whether/not chargedfor oth aircraft use	69.843	254.796	1.648.697	2.476.638
8424201100	Spray guns & similar appliances foragricult/horticultural,electric operat	0	2	0	29
8424201900	Spray guns&similar appliances for othagricult/horticultural,electric operat	2.400	8.471	88.479	217.979
8424202900	Spray guns&similar appliances for othagricultural/horticultural,not electric	2.888	4.305	77.457	93.055
8424301000	Steam/sand blasting machines,electrically operated	42.671	505.884	755.947	3.240.022
8424302000	Steam/sand blasting machines,not electrically operated	9.181	18.698	278.985	408.537
8424811000	Oth.mech appliances for agricultural/hortikultural, drip irrigation systems	196	16.266	6.765	338.794
8424812000	Oth.mech appliances for agricultural/horti,oth drip irrigation systems,elect	465	49.887	14.100	195.328
8424813000	Oth.mech appliances for agricultural/horti,hand-operated insecticide sprayers	49.724	117.264	253.251	507.502
8424814000	Oth.mech appliances for agricultural/hortikultural, not electically operated	8.550	27.224	63.844	164.719
8424891000	Hand operated household sprayers ofcapacity not exceeding 3 l	8.907	56.930	27.049	114.614
8424892000	Oth appliances oth. agri/horticultural,spray heads with dip tubes	51.227	106.788	410.118	875.736
8424894000	Wet processing equipment,by projecting,dispersing/spraying of chemical,etc	67.355	70.600	414.454	513.638
8424895000	Oth appliance for projecting,dispersing/spraying liquids/powders/fire,electric	31.695	134.206	230.047	1.631.998
8424899000	Oth appliance for projecting,dispersing/spray liquid/powders/fire,not electric	45.560	215.174	433.038	1.571.132
8424901100	Parts of fire extinguisher,electricallyoperated	7.652	79.592	80.625	429.250
8424901900	Parts of fire extinguisher, not electricoperated	52.664	339.525	280.347	1.872.573
8424902100	Parts of spray guns, of good of subhead8424.20.11,electrically operated	216	3.217	289	4.862
8424902300	Parts of spray gun,oth of good of subhd8424.20.11,electrically operated	7.028	10.410	70.837	93.733
8424902400	Parts of spray gun, of goods of subhead8424.20.11,not electrically operated	4.628	6.366	11.616	22.134
8424902900	Oth parts of spray guns and similarappliances	5.534	17.939	162.523	449.265
8424903100	Parts of steam/sand blasting mach &similar jet projecting mach,electric	15.847	31.850	47.400	234.884
8424903200	Parts of steam/sand blasting mach &similar jet projecting mach,non electric	22.921	33.097	72.426	151.414
8424909100	Parts of oth appliance of subhead8424.81.10/8424.81.20	12	90	377	4.521
8424909200	Parts of oth appliance of subhead8424.81.30/8424.81.40	1.902	10.240	18.683	88.018
8424909900	Oth mechanical appliances(whether/nothand operated)	31.171	197.908	491.800	2.433.743
8425110000	Pulley tackle & hoists oth than skipfor raising vehicles, by electric motor	193.423	511.488	1.393.363	4.690.703
8425190000	Pulley tackle & hoists oth than skipfor raising vhcles,oth by electric motor	136.655	404.708	534.419	1.837.582
8425310000	Oth winches; capstans,poweredby electric motor	100.431	219.099	489.187	1.639.004
8425390000	Oth winches;capstans,oth than poweredby oth electric motor	476.691	1.136.511	6.006.882	12.348.966
8425410000	Jacks hoists of built in jacking systemof a type used in garages	58.628	121.935	141.504	318.217
8425421000	Jacks used in tipping mechanism forlorries	18.662	105.005	68.012	275.422
8425429000	Oth jacks and hoists, hydraulic	584.750	1.658.774	1.603.393	4.250.296
8425491000	Oth jacks;hoists of a kind used forraising vehicles, electrically operated	56.067	125.727	482.780	978.433
8425492000	Oth jacks;hoists of a kind used forraising vehicles, not electric operated	123.925	313.111	211.929	707.615
8426110000	Overhead traveling cranes on fixedsupport	293.165	360.780	1.883.952	2.193.433
8426120000	Mobile lifting frames on tyres andstraddle carries	224.930	521.290	844.339	2.695.920
8426191000	Bridge cranes and gantry cranes	2.632.357	2.668.872	17.857.746	18.215.593
8426199000	Oth bridge cranes and gantry cranes	1.947.281	2.831.578	16.513.158	20.291.957
8426200000	Tower cranes	367.006	1.481.359	770.982	3.753.128
8426300000	Portal/pedestal jib cranes	952	8.058	20.206	67.443
8426410000	Oth machinery,self propelled,on tyres	0	372.695	0	2.039.923
8426490000	Oth machinery,self propelled,oth thanon tyres	594.110	996.766	4.439.270	6.699.956
8426910000	Oth derricks machin designed formounting on road vehicles	84.152	228.626	455.285	799.548
8426990000	Oth derricks mach oth designed formounting on road vehicles	54.340	200.375	572.502	1.180.323
8427100000	Self-propelled trucks powered by anelectric motor	279.119	729.792	1.558.630	4.026.163
8427200000	Oth self-propelled trucks	1.061.511	2.916.724	4.688.470	13.497.262
8427900000	Oth trucks	301.507	881.535	1.464.952	3.176.090
8428101000	Passenger lifts	727.899	1.970.779	2.674.400	7.402.130
8428102100	Oth lifts of a kind used in buildings	71.462	74.311	140.665	144.445
8428102900	Oth lifts oth than of a kind used inbuildings	384.066	1.069.413	2.959.118	5.204.399
8428109000	Skip hoists	2.325	15.980	5.836	107.165
8428201000	Pneumatic elevators and conveyorsfor agricultural use	3	13.606	175	74.580
8428202000	Automated machines for the transport,handling & storage of PCB/PWBs/PCAs	6.511	7.257	54.580	71.347
8428209000	Oth pneumatic elevators & conveyors	36.721	404.648	643.160	4.318.657
8428310000	Oth continuous act elevators &conveyorspecially designed for underground use	0	4.068	0	77.300
8428321000	Oth continuous act elevators &conveyorsof bucket type,used for agri type	9.977	57.340	112.696	459.777
8428329000	Oth continuous act elevators &conveyorsof bucket type,oth used for agri type	69.462	899.149	702.452	9.758.606

I.3. IMPOR MENURUT KOMODITI / IMPORT BY HS COMMODITY
***** MARET / MARCH 2010 *****

HS	Uraian Komoditi Commodity Description	Berat Bersih / Net Weight (Kg)		Nilai / Value C.I.F (US\$)	
		Bulan ini Current Month	Kumulatif Cum.Jan. to date	Bulan ini Current Month	Kumulatif Cum.Jan. to date
8428331000	Oth continuous act elevators & conveyors of belt type, of agricultural type	133	119.665	1.425	1.101.828
8428332000	Automated mach for the transport, hand & storage of PCB/PWBs, belt type	251	4.477	3.599	246.350
8428339000	Oth continuous act elevators & conveyors, oth of belt type	194.688	263.396	2.674.382	2.996.089
8428391000	Pneumatic elevators and conveyors of agricultural type	0	31.138	0	311.999
8428393000	Oth automated machin for transport, hand & storage of PCB/PWBs/PCAs	0	38	0	222
8428399000	Oth continuous-action elevators & conveyors, for goods/materials	264.609	632.512	6.019.267	9.314.151
8428400000	Escalators and moving walkways	28.641	765.105	61.914	1.962.799
8428600000	Teleferics, chair-lifts, ski-draglines; traction mechanisms for funiculars	0	3.330	0	135.889
8428902000	Oth lifting, handling, loading/unloading mach, hand & storage of PCB/PWBs/PCAs	92.053	95.653	567.463	697.463
8428909000	Mech shovels, excavators & shove loader oth front-end shovel, mach. with a 360	176.769	869.630	2.399.775	9.996.655
8429110000	Track laying, bulldozers and angledozers	1.347.393	2.465.180	10.769.663	19.636.981
8429190000	Bulldozer & angledozers oth track laying	568.692	1.303.174	3.874.992	12.699.967
8429200000	Graders and levellers	1.036.083	3.307.677	9.334.774	24.041.429
8429300000	Scrapers	58.500	83.285	83.188	137.640
8429401000	Road rollers	106.998	338.960	476.935	1.243.788
8429403000	Tamping machines	374.708	682.618	1.991.869	4.659.768
8429510000	Front-end shovel loaders, mechanical excavators and shovel loaders	1.297.909	2.336.609	6.452.339	12.821.204
8429520000	Mach with a 360, revolving super struct, mech shovels, excavators and shove loader	11.848.102	28.294.655	57.503.215	137.335.480
8429590000	Mech shovels, excavators & shove loader oth front-end shovel, mach. with a 360	863.041	1.789.455	5.204.473	11.716.869
8430100000	Pile-drivers and pile-extractors	358.377	1.962.050	354.021	4.442.969
8430200000	Snow-ploughs and snow-blowers	0	1.585	0	9.144
8430310000	Coal/rock cutters and tunneling machinery, self-propelled	4.236	8.418	90.090	174.111
8430390000	Coal/rock cutters and tunneling machinery, oth than self-propelled	5.528	34.621	49.281	121.657
8430410000	Oth boring/sinking machinery self-propelled	800.442	1.608.283	8.495.088	14.531.942
8430491000	Wellhead platforms & integrated prod modules for use in drilling production	51.888	155.078	243.376	3.061.658
8430499000	Oth wellhead platforms & integrat prod modules for use in drilling production	10.625	486.185	222.059	5.236.616
8430500000	Oth moving, grading, levelling, scraping machinery, self-propelled	15.597	40.331	233.762	290.166
8430610000	Tamping/compacting machinery, not self-propelled	3.939	10.954	11.800	23.923
8430690000	Oth machinery of heading 84.30, not self-propelled	43.847	202.176	127.480	1.093.679
8431101300	Parts suitable for of goods of subhead 8425.19, 8425.39 or 8425.49, electric operated	4.486	13.517	68.459	125.169
8431101900	Oth parts suitable for of goods of heading 84.25, electrically operated	44.129	131.857	552.083	1.052.117
8431102200	Part suitable for goods of sub 8425.11, 8425.20, 8425.31, 8425.41, 8425.42, not elec	60.882	247.574	260.961	1.094.761
8431102900	Oth parts suitable for of goods of heading 84.25, not electrically operated	14.351	105.636	65.042	276.490
8431200000	Parts suitable for goods of head 84.27	135.526	270.722	863.974	1.870.461
8431311000	Parts of goods of shd 8428.10.(21,29), 8428.10.90, of lift skip hoist/escalators	379.847	806.536	616.423	1.752.689
8431312000	Parts of goods of shd 8428.10.10), 8428.40.00, of lift skip hoist/escalators	118.165	362.822	425.432	1.129.364
8431391000	Part suitable for goods sub 8428.20.10, 8428.32.10, 8428.33.10/8428.39.10	15.848	49.169	77.422	360.208
8431392000	Parts suitable for goods of subheading 8428.90	8.839	18.127	217.258	260.195
8431394000	Part of auto mach. for transport/storage of PCB/PWBs/PCAs	2.824	9.094	55.856	125.655
8431399010	Part of oth lift, hand/load mach, telph/conveyor	254.904	725.159	2.518.922	7.068.690
8431399090	Oth parts of machinery of head 84.25	174.768	993.612	2.001.860	8.969.156
8431410000	Buckets, shovels, grabs and grips, of mach of head 84.26, 84.29/84.30	341.646	848.931	1.867.484	5.202.734
8431420000	Bulldozer/angledozer blades of mach of heading 84.26, 84.29/84.30	253.329	1.033.305	912.114	3.002.084
8431430000	Parts of boring/sinking mach of subhead 8430.41/8430.49	1.419.402	4.515.131	23.829.310	61.959.915
8431491000	Parts of machinery of heading 84.26	128.473	269.346	1.757.776	3.593.970
8431492000	Cutting edges/end bits for scrapers, graders/levellers	1.067.209	2.543.891	2.442.908	6.273.812
8431493000	Parts of road rollers	172.672	247.961	787.108	1.529.820
8431499000	Oth parts of machinery of heading 84.26, 84.29/84.30	5.626.067	13.906.610	38.013.524	90.962.245
8432100000	Ploughs	3.729	7.960	15.972	53.333
8432210000	Disc harrows	183	543	3.200	10.545
8432290000	Scarifiers, cultivators, weeders, hoes and oth harrows	5.174	20.559	42.021	129.551
8432300000	Seeders, planters and transplanters	1.642	1.695	15.955	18.689
8432400000	Manure spreaders & fertiliser distributors	2.250	8.802	22.506	76.887
8432801000	Oth machinery for soil preparation/cultivation; of agricult/horticultur typ	27.419	39.478	114.579	484.587
8432802000	Lawn/sports-ground rollers	202	297	2.762	4.249
8432809000	Oth machinery for soil preparation/cultivation	2.400	60.616	43.765	520.065
8432901000	Parts of machinery of subheading 8432.80.90	383	8.657	12.597	53.133
8432902000	Parts of lawn/sport-ground rollers	11	48	106	2.394
8432909000	Parts oth machinery for soil preparation/cultivation	90.661	136.205	468.251	820.903
8433110000	Mowers for lawns, parks/sports-ground with the cutting device rotate horizont	46.837	186.886	202.812	732.676
8433191000	Mowers for lawns, parks/sports-ground manually operated	1	1	4	4
8433199000	Oth mowers for lawns, parks/sport grounds, oth than manually operated	36.165	174.891	164.799	655.155
8433200000	Oth mowers, including cutter bars for tractor mounting	37.271	76.602	214.639	632.582
8433300000	Oth haymaking machinery	8.161	11.829	116.308	178.744
8433400000	Straw/fodder baler, including pick-up	0	17.300	0	130.000
8433510000	Combined harvester-threshers machinery	1.936	1.936	18.661	18.661
8433520000	Oth threshing machinery	4.975	17.740	22.405	68.818
8433591000	Cotton pickers and cotton gins	25	42	559	829
8433599000	Oth cotton pickers and cotton gins	2.564	2.963	40.902	43.902
8433601000	Machin for cleaning, sorting/grading eggfruit/oth agricult prod, electric	2.335	2.335	24.708	24.708
8433602000	Machin for cleaning, sorting/grading eggfruit/oth agricult prod, not electric	0	2.242	0	4.600
8433901000	Part mach: castor, of diameter (inc yres) >100mm, <= 250mm, width wheel = 30mm	79	190	1.510	2.808
8433902000	Parts mach: castor, oth of goods of subhd 8433.11/8433.19.90	2.278	21.604	22.805	55.358
8433903000	Parts mach: castor, oth of goods of subhd 8433.19.10	39	39	1.008	1.008
8433909000	Parts mach: oth castors	2.467	29.780	59.744	142.538
8434101000	Milking machines, electrically operated	123	233	534	1.469
8434201000	Dairy machinery, electrically operated	2.795	9.082	100.358	583.973
8434901000	Parts of milking & dairy mach. of electoperated machines	75.475	76.803	903.573	975.933

I.3. IMPOR MENURUT KOMODITI / IMPORT BY HS COMMODITY
***** MARET / MARCH 2010 *****

HS	Uraian Komoditi Commodity Description	Berat Bersih / Net Weight (Kg)		Nilai / Value C.I.F (US\$)	
		Bulan ini Current Month	Kumulatif Cum.Jan. to date	Bulan ini Current Month	Kumulatif Cum.Jan. to date
8434902000	Parts of milk & dairy mach of non electoperated machines	518	5.873	9.926	351.788
8435101000	Presses,crushers & manufacture of wine,cider,fruit juices,electric operated	13.721	57.718	170.518	844.415
8435102000	Presses,crushers & manufacture of wine,cider,fruit juices,not electri operated	6.558	18.711	12.700	35.556
8435901000	Parts of presses,crushers & manufactureof wine,cider,fruit juices,electr opera	15.861	24.499	103.088	183.447
8435902000	Parts of presses,crushers & manufactureof wine,cider,fruit juices,not electric	0	148	0	288
8436101000	Machinery for preparing animal feedingstuffs, electrically operated	80	81.030	6.263	963.019
8436211000	Poultry incubators & brooders,electrically operated	42.726	45.678	428.441	443.247
8436212000	Poultry incubators & brooders,not electrically operated	0	6.310	0	82.125
8436291000	Oth poultry-keeping machinery,electrically operated	28.779	162.666	84.367	761.365
8436292000	Oth poultry-keeping machinery,not electrically operated	37.963	91.619	460.438	642.371
8436801100	Germination plant mach, agriculturalor horticultural type,electric operated	7.128	45.124	22.395	321.142
8436801900	Oth germination plant machineryelectric operated	19.244	57.748	64.956	423.812
8436802100	Germination plant machin, agriculturalor horticultural type,not electric	0	4.701	0	23.791
8436802900	Oth germination plant machinery, notelectric operated	325	3.034	2.000	7.473
8436911000	Parts of poultry-keeping machinery/poultry,incubator & brooders,electric	11.425	122.790	98.534	670.883
8436912000	Parts of poultry-keeping machinery/poultry,incubator&brooders,not electric	4.978	14.197	30.334	95.984
8436991100	Parts oth of poultry-keeping machin,agri & horti type,electric operated	16.863	38.709	6.399	19.858
8436991900	Parts oth of poultry-keeping machin,oth than agri&horti type,elect operated	47.169	156.059	621.425	1.339.844
8436992100	Parts oth of poultry-keeping machin,agri & horti type,not electric operated	462	2.676	14.864	43.160
8436992900	Parts oth of poultry-keeping machin,oththan agri&horti type,not elect operated	6.908	29.654	46.619	158.075
8437101000	Machinery for bread grains;winnowing &cleaning machin, electrically operated	33.963	40.260	284.680	474.421
8437103000	Mach for clean,sorting/grad seed,graintdried leguminous vegetables,oth, elect	70.837	177.644	940.926	2.277.443
8437104000	Mach for clean,sorting/grad seed,graintdried leguminous vegetable,oth,not elect	5.816	16.187	37.700	126.427
8437801000	Machinery for rice hullers & cone typerice mills,electrically operated	12.918	14.918	59.821	139.984
8437802000	Machinery for rice hullers & cone typerice mills,not electrically operated	2.050	122.084	14.606	154.056
8437803000	Machinery for industrial type coffeand corn mills,electrically operated	603	1.455	1.558	6.941
8437804000	Machinery for industrial type coffee& corn mills,not electrically operat	0	39.476	0	52.142
8437805100	Polishing machines for rice,sifting andsieving,bran cleaner,electric operate	21.946	101.790	63.527	326.177
8437805900	Oth polishing mach for rice,sifting andsieving,bran cleaner,electric operate	25.680	108.950	99.246	293.646
8437806100	Polishing machines for rice,sifting andsieving,bran cleaner,not electric	67.624	151.686	75.743	192.658
8437806900	Oth polishing mach for rice,sifting andsieving,bran cleaner,not electric	7.851	65.355	7.828	115.953
8437901100	Parts of machin of subheading 8437.10,electrically operated	100.102	198.679	258.813	589.418
8437901900	Parts of machines oth than of subhead8437.10,electrically operated	32.778	180.081	69.675	438.647
8437902100	Parts of machines of subheading 8437.10,not electrically operated	4.823	26.053	3.674	33.691
8437902900	Oth parts of machines of subheading8437.10, not electrically operated	43.794	220.938	67.977	289.449
8438101000	Bakery mach,macaroni,spaggetti/similarproducts, electrically operated	329.291	1.007.750	7.699.208	21.148.535
8438102000	Bakery mach,macaroni,spaggetti/similarproducts, not electrically operated	0	11.718	0	405.801
8438201000	Mach for the manufac of confectionary,cocoa/chocolate, electrically operated	105.880	235.472	3.089.289	4.625.229
8438202000	Mach for the manufac of confectionary,cocoa/chocolate,not electric operated	0	483	0	11.886
8438301000	Mach for sugar manufac, electricallyoperated	41.690	524.191	933.328	5.662.877
8438302000	Machinery for sugar manufacture,not electrically operated	1.137	32.905	63.499	480.724
8438402000	Brewery machinery, not electricallyoperated	0	1.926	0	21.144
8438501000	Mach for the preparation of meat/poultry,electrically operated	41.004	82.102	439.357	704.477
8438502000	Mach for the preparation of meat/poultry,not electrically operated	24.240	38.629	24.573	37.878
8438601000	Machiner for the preparation of fruits,nuts/vegetab, electrically operated	36.529	288.571	70.285	1.068.183
8438602000	Machiner for the preparation of fruits,nuts/vegetab, not electric operated	26.881	57.412	40.607	79.317
8438801100	Coffee pulpers, electrically operated	644	14.369	31.780	184.590
8438801200	Coffee pulpers, not electricallyoperated	0	83	0	171
8438809100	Oth coffee pulpers,electric operated	406.319	829.066	2.438.593	21.449.258
8438809200	Oth coffee pulpers,not electric operated	11.945	44.444	56.643	190.291
8438901100	Parts of goods of subheading 8438.30.10electrically operated	546.716	558.533	2.321.323	2.555.701
8438901200	Part of coffee pulper,electric operatedmachines	390	499	1.821	16.783
8438901900	Parts of oths goods of heading 84.38electrically operated	29.592	76.968	544.887	1.823.117
8438902100	Parts of goods of subheading 8438.30.20not electrically operated	62.630	140.405	159.683	357.368
8438902900	Parts of oth goods of heading 84.38.20of coffee pulpers,not electric operated	22.247	128.741	364.883	898.889
8439100000	Machinery for making pulp of fibrouscellulosic material	42.816	80.612	1.084.526	1.721.508
8439200000	Machinery for making paper/paperboard	67.774	101.038	449.300	1.417.797
8439300000	Machinery for finishing paper/paperboard	102.421	414.226	1.271.700	5.055.640
8439911000	Part of machin for mak pulp of fibrouscellulosic material,electrically operat	49.463	1.070.207	964.312	5.941.034
8439912000	Part of machin for mak pulp of fibrouscellulosic material,not electric operat	143.634	156.138	605.130	1.052.121
8439991000	Parts for making/finishing paper/paperboard, electrically operated	253.550	1.174.615	5.612.608	27.887.515
8439992000	Parts for making/finishing paper/paperboard, not lectrically operated	1.086	3.746	72.179	131.173
8440101000	Book-binding mach, includ book-sewing,electrically operated	21.163	60.012	142.517	354.702
8440102000	Book-binding mach, includ book-sewing,not electrically operated	238	7.879	2.271	17.293
8440901000	Parts of book binding & sewing machineselectrically operated machines	211	3.377	19.840	67.359
8441101000	Cutting machines, electrically operated	196.776	724.033	980.510	5.732.894
8441102000	Cutting mach, not electrycally operated	27.152	73.699	65.887	173.191
8441201000	Machin for making bags,sacks/envelopeselectrically operated	8.290	33.595	89.533	265.007
8441301000	Mach for mak cartons,boxes,cases,tubedrum/similar containers,electric operat	124.290	365.789	1.119.735	2.900.515
8441401000	Machines for moulding articles in paperpulp,paper/paperboard,electri operat	180.047	302.345	1.025.128	2.326.150
8441801000	Oth machinery for making up paper pulp,paper/paperboard,electrically operat	65.698	442.771	892.266	4.331.721
8441802000	Oth machinery for making up paper pulp,paper/paperboard,not electric operat	7.200	35.535	13.474	154.576
8441901000	Part of machin for mak up paper pulp,paper/paperboar,cutting mach,elec opert	26.689	146.569	514.419	2.668.073
8441902000	Parts of machin for mak up paper pulp,paper/paperboa,cutting mach,not elec op	11.292	216.861	36.046	2.414.891
8442301000	Machinery, apparatus and equipment,electrically operated	33.199	87.593	706.601	1.844.660
8442302000	Machinery, apparatus and equipment,not electrically operated	11.264	20.522	90.337	285.705
8442401000	Parts of electrically operated machin,apparatus/equipment	14.782	39.387	222.797	1.687.634
8442402000	Parts of the foregoing mach,apparatus/equipment,non electrically operated	938	4.228	36.470	156.591

I.3. IMPOR MENURUT KOMODITI / IMPORT BY HS COMMODITY
***** MARET / MARCH 2010 *****

HS	Uraian Komoditi Commodity Description	Berat Bersih / Net Weight (Kg)		Nilai / Value C.I.F (US\$)	
		Bulan ini Current Month	Kumulatif Cum.Jan. to date	Bulan ini Current Month	Kumulatif Cum.Jan. to date
8442500000	Plate,cyls&oth.print comp.plates,cyl &lithograph stones,prepared print purpose	90.843	205.698	875.419	2.465.194
8443110000	Print.mach.used for print by mean platescyl&oth print,offset print mach,reefed	114.943	399.129	325.026	6.550.167
8443120000	Print.mach.use,print by mean plate cyl&oth print,offset print mach,sheetfed,off	1.292	2.891	5.557	21.446
8443130000	Oth offset printing machinery	329.708	844.695	16.771.795	23.162.978
8443140000	Letterpress printing mach, reel-fed,excluding flexographic printing	0	2.317	0	8.174
8443150000	Letterpress printing mach,oth than reelfed, excluding flexographic printing	25.373	127.111	52.976	241.114
8443160000	Flexographic printing machinery	13.972	165.202	405.240	2.111.500
8443170000	Gravure printing machinery	63.513	311.998	233.656	3.974.379
8443190000	Oth than gravure,flexographic,letterpress,oth offset printing mach	76.743	287.344	1.545.781	9.130.484
8443311010	Printer-copier,ink-jet,color,capable ofconnecting to a data machine/network	267.967	963.539	2.047.498	8.063.941
8443311090	Printer-copier,ink-jet proces,no color,capable of connect to data mach/network	11.738	19.586	71.528	110.529
8443312010	Printer-copier,laser proces,color,capable connect to data mach/network	14.250	26.851	485.240	1.015.492
8443312090	Printer-copier,laser proces,no color,capable connect to data mach/network	47.830	113.529	1.067.660	2.665.553
8443313010	Combination printer-copier-facs mach,color,connect to data mach/network	95.107	197.576	1.715.523	3.578.341
8443313090	Combination printer-copier-facs mach,no color,connect to data mach/network	19.239	60.279	327.627	965.579
8443319010	Oth mach which perform >= 2 functionof printing,copying/facsimile; color	15	24	1.143	1.823
8443319090	Oth mach which perform >= 2 function ofprinting,copying/facsimile,no color	26.538	79.883	518.511	1.386.776
8443321010	Dot matrix printer,color,capable ofconnect to data machine/network	48	1.155	4.226	183.542
8443321090	Dot matrix printer,no color,capable ofconnect to data machine/network	115.106	312.207	3.337.163	8.068.301
8443322010	Ink-jet printer,color,capable ofconnect to a data machine/network	447.421	1.475.747	4.168.602	13.392.843
8443322090	Ink-jet printer,no color,capable ofconnect to a data machine/network	20.801	53.441	696.284	1.397.102
8443323010	Laser printer,color,capable of connectto a data machine/network	30.811	98.097	603.861	1.983.784
8443323090	Laser printer,no color,capable ofconnect to a data machine/network	28.366	111.225	524.781	1.483.302
8443324090	Facsimile machine,no color,capable ofconnect to a data machine/network	2.756	4.907	62.373	128.071
8443325010	Mach of screen print machinery,color,capable of connect to data mach/network	0	1	0	503
8443325090	Mach of screen print machinery,no color,capable of connect to data mach/network	0	386	0	17.000
8443329010	Mach of oth material,color,capable ofconnect to data machine/network	2.340	10.683	66.654	131.613
8443329090	Mach of oth material,no color,capableof connect to data machine/network	4.951	9.306	86.302	130.320
8443391100	Electrostatic photocopy apparatus,directprocess, color	0	31	0	7.530
8443391900	Electrostatic photocopy apparatus,directprocess, no color	166.074	898.969	330.569	1.386.869
8443392010	Electrostatic photocopy apparatus,in-direct process,color	845	2.259	41.207	97.463
8443392090	Electrostatic photocopy apparatus,in-direct process,no color	14.073	41.421	434.657	1.145.334
8443393090	Oth photocopy apparatus incorporating,optical system,no color	4.419	8.614	115.803	256.095
8443394090	Ink-jet printer,no color,not capableof connect to data machine/network	0	48	0	4.387
8443399090	Oth print mach,no color,not capable ofconnect to data machine/network	29	34	2.498	2.588
8443910000	Part & accessori of print machinery usedfor print by component of head 84.42	1.089.505	2.775.311	45.761.400	116.532.956
8443991000	Part & accessori of screen print machi-nerly for manufact of print circuit board	9.143	23.643	129.761	1.843.977
8443992000	Ink-filled printer cartridges	120.096	361.913	1.564.962	4.749.025
8443993000	Paper feeders and sorters	3.422	3.798	6.772	20.985
8443999000	Oth part & accessori of screen printingmachinery	257.873	625.038	8.379.051	19.710.142
8444100000	Mach for extrude,texture/cut man-madetextile material,electric operate	36.210	70.881	180.287	520.155
8444200000	Mach for extrude,texture/cut man-madetextile material,not electric operate	4.434	6.131	17.173	38.300
8445111000	Carding machines,electrically operated	109.789	503.113	462.300	2.060.832
8445112000	Carding machines,not electricallyoperated	0	5.673	0	114.827
8445121000	Combing machines, electrically operated	88.446	234.620	144.703	719.886
8445131000	Drawing/roving machines,electricallyoperated	47.561	260.183	514.250	1.595.168
8445132000	Drawing/roving machines,not electrically operated	0	5.838	0	109.500
8445191000	Other machines for preparing textilefibres; electrically operated	50.792	403.914	1.097.144	3.804.152
8445192000	Other machines for preparing textilefibres; not electrically operated	1.168	1.168	42.750	42.750
8445201000	Textile spinning machines;electrically operated	120.261	1.473.323	391.902	5.623.395
8445202000	Textile spinning machines;not electrically operated	52.583	88.340	365.904	609.840
8445301000	Textile doubling/twisting machines;electrically operated	19.456	50.171	105.524	251.912
8445302000	Textile doubling/twisting machines;not electrically operated	0	1	0	458
8445401000	Textile winding(including weft-winding)or reeling machin,electrically operated	153.746	526.573	1.417.169	3.238.806
8445402000	Textile winding(including weft-winding)or reeling machin,notelectric operated	10.588	21.266	240.000	480.000
8445901000	Oth machinery for preparing textile,electrically operated	569	47.578	33.808	523.370
8445902000	Oth machinery for preparing textile,not electrically operated	760	867	54.008	55.863
8446101000	Machines for weaving fabrics of a width<= 30 cm, electric operated	15.535	116.137	234.113	474.241
8446210000	Machine for weaving fabrics of a width> 30 cm, Power looms, shuttle type	127.970	321.470	478.540	1.218.540
8446290000	Machine for weaving fabrics of a width>30 cm, Oth than Pwr looms,shuttle type	426.279	2.396.733	4.294.532	15.046.441
8446300000	Machine for weaving fabrics of a width> 30 cm, shuttleless type	58.777	561.209	439.295	4.324.475
8447111000	Circular knitting mach,cylinder diamtr<= 165 mm, electrically operated	20.513	101.395	402.282	1.004.048
8447121000	Circular knitting mach,cylinder diamtr>165 mm, electrically operated	39.226	335.167	140.980	2.041.681
8447201000	Flat knitting & stitch bonding machine,electrically operated	34.474	78.578	502.747	657.008
8447901000	Machines for making gimped yarn,tulle,lace&mach for tufting,electric operated	297.090	798.589	1.417.970	3.814.536
8447902000	Machines for making gimped yarn,tulle,lace&mach for tufting,not elec operated	5.254	11.473	11.854	44.830
8448111000	Dobbies & jacquards, card reducing,electrically operated	24.025	83.296	255.803	706.215
8448112000	Dobbies & jacquards, card reducing, notelectrically operated	5.306	6.193	252.459	253.859
8448191000	Oth auxiliary machin for mach of heading84.44, 84.45, 84.46, 84.47, electric	7.904	75.843	194.958	535.266
8448192000	Oth auxiliary machin for mach of heading8444, 8445, 8446, 84.47, not electric	2.139	2.917	5.545	30.769
8448200000	Parts&accessories of mach of heading84.44/their auxiliary machinery	78.975	209.722	609.335	2.269.543
8448310000	Card clothing of mach of heading 84.45	8.858	101.792	169.372	537.444
8448320000	Parts&accessories of mach for preparingtextile fibres,other than card clothing	25.250	46.088	436.680	838.918
8448330000	Spindles, spindle flyers,spinning rings,and ring travellers of mach 84.45	10.657	22.454	421.086	900.534
8448390000	Other parts & accessories of mach ofhead 84.45/their auxiliary machinery	63.980	356.603	1.866.098	4.952.470
8448420000	Reeds for looms, healds & heald-framesfor weaving machines	7.669	42.168	203.081	612.062
8448491100	Shuttles, for electrrically operatedweaving machine	1.217	6.207	24.410	59.530
8448491900	Oth parts & acces, for elect operatedweaving machine	52.132	136.423	609.193	1.701.663

I.3. IMPOR MENURUT KOMODITI / IMPORT BY HS COMMODITY
***** MARET / MARCH 2010 *****

HS	Uraian Komoditi Commodity Description	Berat Bersih / Net Weight (Kg)		Nilai / Value C.I.F (US\$)	
		Bulan ini Current Month	Kumulatif Cum.Jan. to date	Bulan ini Current Month	Kumulatif Cum.Jan. to date
8448492000	Parts & acces, for non electricallyoperated weaving machine	18.068	19.771	132.397	211.322
8448510000	Sinkers, needles&other articles used informing stitches	22.199	48.306	940.328	2.570.004
8448590000	Othe parts&accessories of mach ofhead 8447/their auxilliary machinery	26.501	92.754	262.439	812.867
8449001000	Mach for the manufacture/finishing offelt/nonwovens,electrically operated	3.223	7.789	67.288	163.560
8450111000	Household/laundry-type washing machin;fully-automatic mach;capacity <= 6 kg	102.861	278.184	456.346	1.188.748
8450119000	Household/laundry-type wash mach;fully-automatic machine;capacity > 6 kg	890.533	3.069.251	3.623.466	12.560.058
8450120010	Household/laundry-type wash mach;built-in centrifugal drier,capacity <= 6 kg	63.360	328.625	286.634	1.444.723
8450120020	Household/laundry-type wash mach;built-in centrifugal drier,capacity > 6 kg	578.121	2.089.640	1.843.256	6.311.037
8450190010	Other household/laundry-type wash mach;dry linen capacity <= 6 kg	5.025	5.442	8.710	9.921
8450190020	Other household/laundry-type wash mach;dry linen capacity > 6 kg	13.328	51.510	22.513	166.274
8450200000	Household/laundry-type washing mach;a dry linen capacity >10 kg	98.568	300.503	543.789	1.600.206
8450901000	Parts of goods of subheading 8450.20	10.098	24.760	8.255	54.671
8450902000	Parts of goods of subheading 8450.11,8450.12 or 8450.19	205.864	777.159	606.501	2.443.622
8451100000	Dry-cleaning machines	21.423	69.751	84.858	355.607
8451210000	Drying machines,each of a dry linencapacity not exceeding 10 kg	6.804	33.915	35.105	169.998
8451290000	Drying machines,each of a dry linencapacity exceeding 10 kg	56.881	339.893	491.440	1.668.620
8451300000	Ironing machines and presses(including fusing presses)	22.539	80.437	261.960	659.041
8451400000	Washing, bleaching or dyeing machines	125.326	457.125	1.251.441	4.054.838
8451500000	Mach. for reeling,unreeling,folding,cutting/pinking textile fabrics	12.627	61.899	86.874	361.924
8451801000	Other machinery exclude machines of hd84.50; for domestic use	2.100	2.416	69.565	70.405
8451809000	Other machinery exclude machines of hd84.50; not for domestic use	68.635	339.637	705.733	3.219.373
8451901000	Parts of machines or dry linen capacityno exceeding 10 kg	92	2.092	1.622	19.116
8451909000	Parts of oth machines of heading 8451	62.030	191.678	904.304	1.761.570
8452100000	Sewing machines of the householdtype	107.539	385.013	302.465	892.115
8452210000	Oth sewing machines, automatic units	177.805	437.525	1.468.112	4.254.656
8452290000	Oth sewing machines, not automatic units	155.919	495.596	968.458	3.109.339
8452300000	Sewing machine needles	34.190	96.242	153.678	384.120
8452400000	Furniture, bases and covers for sewingmachines and parts thereof	28.719	68.163	47.239	204.605
8452901100	Arms,beds,stands,flywheel,belt guard;treadles/pedals of subhead 8452.10	3.353	48.649	25.953	184.795
8452901900	Oth part of sewing mach of machinery ofsubheading 8452.10	6.718	52.928	30.948	271.721
8452909010	Arms beds,foot & pedals of mach excludesubheading 8452.10	35	58.267	315	63.582
8452909090	Other parts of sewing mach of machineryexclue subheading 8452.10	102.708	519.814	411.711	1.669.564
8453101000	Machinery for prepare,tanning/work hides, skins/leather, elect operated	9.280	115.093	33.318	520.686
8453201000	Machinery for making/repairingfootwear, electrically operated	14.578	263.158	125.906	1.358.521
8453202000	Machinery for making/repairingfootwear, not electrically operated	2.390	41.212	14.196	293.113
8453801000	Mach for make/repaire other articles ofhides,skins,not sewing machine,electric	178.448	319.298	1.398.825	2.393.364
8453802000	Mach for make/repaire other articles ofhides,skins,not sewing machin,not elect	2.826	17.977	132.427	188.140
8453900000	Parts of goods of heading 84.53	23.941	68.549	411.254	836.109
8454100000	Converters	4.374	6.943	137.125	202.813
8454200000	Ingot moulds and ladles	4.977	208.420	247.235	1.861.534
8454300000	Castng machines	200.386	534.598	2.116.238	4.585.295
8454900000	Parts of goods of heading 84.54	261.136	594.447	1.974.127	3.916.568
8455100000	Tube mills	638	3.007	11.990	173.825
8455210000	Oth Rolling mills, hot or combination hocold	57.290	71.624	236.338	288.476
8455220000	Oth Rolling mills, cold	26.134	53.758	87.435	173.934
8455300000	Rolls for rolling mills	117.519	508.355	511.386	2.654.469
8455900000	Other parts of metal-rolling millsand rolls therefor.	90.314	632.303	364.032	1.750.999
8456100000	Machines tool for work any material byremoval material,operat by laser/photon	7.191	14.207	123.753	444.554
8456200000	Machines tool for work any material byremoval material,operat by ultrasonic	1.464	3.278	58.423	279.221
8456300000	Machines tool for work any material byremoval material,electro-discharge	23.003	38.492	237.393	369.308
8456901000	Mach tool for mnfact of printed circuit,numerical control,by plasma arc process	0	5.473	0	48.740
8456902000	Wet proces equip for the applicationby immersion of electrochemic solutions	3	3	2	2
8456909000	Oth mach tool for work any material byother operating processes	33.257	112.555	499.999	2.120.388
8457100000	Machining centres	173.467	482.475	1.853.005	5.158.815
8457200000	Unit construction machines(single-station)	24.707	71.649	40.825	123.798
8457300000	Multi-station transfer machines	338	8.756	38.339	199.461
8458110000	Horizontal lathes, numericallycontrolled	100.275	347.832	1.899.755	5.328.786
8458190000	Horizontal lathes,not numericallycontrolled	172.256	548.342	647.038	2.334.969
8458910000	Other lathes,numerically controlled	28.517	104.937	259.110	723.926
8458990000	Other lathes,not numerically controlled	163.432	958.882	939.303	5.382.137
8459101000	Way-type unit head machineselectrically operated	48.049	264.728	254.365	2.858.676
8459102000	Way-type unit head machines, notelectrically operated	2.033	2.056	5.683	6.646
8459210000	Dilling machines, numericallycontrolled	102.303	158.114	2.313.516	3.192.125
8459291000	Dilling machines, electrically operated	93.556	221.133	723.240	1.142.698
8459292000	Dilling machines, not electricallyoperated	38.024	55.660	82.265	125.780
8459310000	Boring-milling machines, numericallycontrolled	18.592	27.322	439.415	482.567
8459391000	Oth boring-milling machines, electricallperated	50.694	104.911	247.965	572.428
8459392000	Oth boring-milling machines, notelectrically operated	4	9.394	311	74.915
8459401000	Oth boring machines, electricallyoperated	41.083	88.847	418.366	737.364
8459402000	Oth boring machines, not electricallyoperated	28.556	38.045	335.638	690.459
8459510000	Milling machines, knee-type,numerically controlled	0	2.521	0	23.234
8459591000	Oth milling machines, knee-type,electrically operated	0	8.413	0	23.683
8459592000	Oth milling machines, knee-type, notelectrically operated	4.119	4.514	9.976	11.678
8459610000	Other milling machines, numericallycontrolled	300	7.869	3.709	53.482
8459691000	Other milling machines, not nmrclycontrolled, electrically operated	165.339	304.517	776.926	1.080.598
8459692000	Other milling machines, not nmrclycontrolled, not electrically operated	33.655	100.060	183.134	413.207
8459701000	Threading/tapping machines,electrically operated	38.949	303.211	1.145.208	5.537.259
8459702000	Threading/tapping machines, notelectrically operated	8.166	18.372	88.100	420.020

I.3. IMPOR MENURUT KOMODITI / IMPORT BY HS COMMODITY
***** MARET / MARCH 2010 *****

HS	Uraian Komoditi Commodity Description	Berat Bersih / Net Weight (Kg)		Nilai / Value C.I.F (US\$)	
		Bulan ini Current Month	Kumulatif Cum.Jan. to date	Bulan ini Current Month	Kumulatif Cum.Jan. to date
8460110000	Flat-surface grinding mach,an accuracyof at least 0.01 mm,numeric controlled	15.440	42.740	248.554	522.214
8460191000	Oth flat-surface grinding mach, accuracyof at least 0.01 mm, electric operated	46.385	130.769	1.165.285	1.842.134
8460192000	Oth flat-surface grinding mach, accuracyof at least 0.01 mm, not elect operated	282	7.683	13.198	63.246
8460210000	Other grinding mach,an accuracy of atleast 0.01 mm, numerically controlled	6.261	57.468	256.136	1.033.703
8460291000	Other grinding mach,an accuracy of atleast 0.01 mm, electrically operated	30.467	96.967	515.318	1.144.362
8460292000	Other grinding mach,an accuracy of atleast 0.01 mm, not electric operated	2.314	22.123	11.913	91.725
8460311000	Machine tools, numeric controlled, forsharpen carbide diamet <= 3.175 mm	695	695	33.192	33.192
8460319000	Oth sharpening (tool/cutter grinding)machines,numerically controlled	1.763	6.053	10.637	46.079
8460391000	Oth sharpening (tool/cutter grinding)machines, electrically operated	6.221	36.022	106.864	234.309
8460392000	Oth sharpening (tool/cutter grinding)machines, not electrically operated	15	33.762	62	69.293
8460401000	Honing/lapping mach,electricallyoperated	20.433	94.878	87.887	239.251
8460402000	Honing/lapping mach, not electricallyoperated	150	1.896	3.571	18.978
8460901000	Oth mach-tools for deburring,abrasives/polishing products, electric operat	31.993	68.326	176.755	312.107
8460902000	Oth mach-tools for deburring,abrasives/polishing products,not electric operat	1.888	12.978	39.267	86.244
8461201000	Shaping/slotting machines,electricallyoperated	21.885	124.600	411.774	1.168.395
8461202000	Shaping/slotting mach,not electricallyoperated	1.247	17.356	36.863	150.502
8461301000	Broaching mach,electrically operated	5.420	10.942	171.460	317.753
8461401000	Gear cutting,gear grinding/gearfinishing mach, electric operated	12.964	23.452	84.415	186.502
8461402000	Gear cutting,gear grinding/gearfinishing mach, not electric operated	38	38	286	286
8461501000	Sawing/cutting-off machines,electrically operated	119.997	366.461	2.213.116	3.593.362
8461502000	Sawing/cutting-off machines, notelectrically operated	1.424	37.066	11.961	117.070
8461901000	Oth mach-tool for planing/shaping/slottiby cermets, electrically operated	144.939	193.083	777.807	1.433.770
8461909000	Oth mach-tool for planing/shaping/slottiby cermets, not electrically operated	2.159	57.768	31.982	93.695
8462101000	Forging/die-stamping machines(including pres) & hammers, electric	648.007	1.559.702	2.236.915	9.307.092
8462102000	Forging/die-stamping machines(includ pres)&hammers,not electric	560	100.374	34.990	1.192.036
8462210000	Bend,fold,straighten/flattening machine(includ pres),numeric control	30.752	242.698	101.905	1.445.408
8462291000	Bend,fold,straighten/flattening machine(includ pres),not nmrc control,elect	90.651	476.655	355.692	2.139.141
8462292000	Bend,fold,straighten/flattening machine(incl pres), not nmrc control,not elect	61.540	127.382	251.774	353.846
8462310000	Shearing machine (incl press),oth thancombine punching mach,numeric control	64.714	118.922	298.359	497.816
8462391000	Shearing machine (incl press),oth thanbine punching mach,not nmrc cntrl,elect	44.891	346.525	148.352	1.143.246
8462392000	Shearing mach (incl press),oth than binepunch mach, not nmrc control,not elect	38.895	52.517	83.103	126.250
8462410000	Punching/notching mach,incl comb punch &shearing mach,numeric control	30.595	49.055	133.397	417.869
8462491000	Punching/notching mach,incl comb punch &shearing mach,not numeric cntrl,elect	56.935	104.064	1.545.672	1.865.021
8462492000	Punching/notching mach,incl comb punch &shear mach,not numric cntrl,not elect	365	6.378	5.316	31.026
8462910000	Hydraulic presses	204.952	423.019	1.813.469	3.424.023
8462991000	Mach for manufac of boxes,cans& similar contain of tin plate, electr.	11.387	70.361	55.775	459.741
8462992000	Mach for manufac of boxes,canscontain tin plate,not elect. operated	0	11.882	0	209.993
8462995000	Oth machine for working metal byforging,hamming,electric operated	285.713	610.263	697.411	2.277.766
8462996000	Oth machine for working metal byforging,hamming,not electric operated	34.401	72.291	68.086	188.279
8463101000	Draw-benches for bars,tube,profile,wire,or the like, electrically operated	2.124	61.463	60.349	231.146
8463102000	Draw-benches for bars,tube,profile,wire,or the like, not electrically operated	0	4	0	60
8463201000	Thread rolling machines, electricallyoperated	9.158	72.713	305.366	758.894
8463301000	Machines for working wire,electricallyoperated	67.143	234.239	415.832	1.453.519
8463302000	Machines for working wire, notelectrically operated	135	135	17.289	17.289
8463901000	Oth mach tool for work metal/cerments,without remove material,elect operated	24.408	229.587	263.229	909.942
8463902000	Oth mach tool for work metal/cerments,without remove material,not elect operat	1.684	8.115	30.806	319.976
8464101000	Sawing mach for working stone,ceramics electrically operated	177.133	193.483	1.157.200	1.345.519
8464102000	Sawing mach for working stone,ceramicsnot electrically operated	0	1.381	0	1.554
8464201000	Grinding/polishing machines,electrically operated	28.302	102.234	209.871	429.670
8464202000	Grinding/polishing machines,not electrically operated	18.306	18.505	71.776	72.886
8464901000	Oth mach tool for work stone,ceramics/like mineral material,elect operated	105.744	494.544	175.872	885.847
8464902000	Oth mach tool for work stone,ceramics/like mineral material,not elect operate	28.172	49.081	107.443	204.106
8465100000	Mach, can carryout different type opera-tion without tool charge for such operat	8.827	114.676	64.033	812.718
8465911000	Sawing machines for scoring PCB/PWB's electrically operated	238	1.672	37.827	48.495
8465912000	Other sawing mach for scoring PCB/PWB's, electrically operated	58.516	294.611	141.637	666.178
8465919000	Other sawing mach for scoring PCB/PWB's, not electrically operated	1.862	43.137	4.968	118.511
8465921000	Mach tools for routing PCB/PWB'ssubstrates,shank dmtr <=3.175 mm	0	230	0	2.852
8465922000	Oth planing,milling/moulding (bycutting) mach,electrically operated	41.614	211.714	235.053	1.195.945
8465929000	Oth planing,milling/moulding (bycutting)machines,not electric operated	11.897	52.441	273.025	476.071
8465931000	Grinding, sanding/polishing machines,electrically operated	80.527	355.080	437.760	900.088
8465932000	Grinding, sanding/polishing machines,not electrically operated	1.493	4.228	1.672	19.695
8465941000	Bending/assembling machines,electrically operated	1.010	28.922	99.598	356.011
8465942000	Bending/assembling machines, notelectrically operated	705	4.842	15.418	111.860
8465951000	Drilling mach for manufac PCB/PWB's,with a spindle speed > 50.000 rpm	0	4.765	0	86.032
8465953000	Other drilling/morticing machines,electrically operated	71.715	173.855	108.634	316.173
8465959000	Other drilling/morticing machines, notelectrically operated	25.081	47.385	54.736	83.037
8465961000	Splitting, slicing/paring machines,electrically operated	84.391	202.565	234.555	758.543
8465962000	Splitting, slicing/paring machines,not electrically operated	130	130	650	650
8465993000	Lathes, electrically operated	15.429	60.881	44.408	354.040
8465994000	Lathes, not electrically operated	9.446	16.373	12.051	26.821
8465995000	Oth mach for deburring surfaces of PCB/PWB's, for scoring laminati presses	5.353	49.403	16.113	200.214
8465996000	Other mach-tools for nailing,stapling,glueing/otherwise assemb,electric	7.723	103.909	73.341	497.043
8465999000	Other mach-tools for nailing,stapling,glueing/otherwise assemb,not electric	61.337	259.677	498.521	1.520.748
8466101000	Tool hold.self-open dieheads for 8456.908460.31,8465.91,8465.92,8465.95,8465.9	37.790	41.246	494.017	607.378
8466109000	Other tool holders & self-openingdieheads	56.539	223.491	808.420	2.863.435
8466201000	Work holders for sub 8456.99, 8460.31,8465.91, 8465.92, 8465.95, 8465.99	422	2.460	12.721	63.973
8466209000	Work holders for other machine	17.117	44.255	385.520	1.402.155
8466301000	Dividing head,special attach for 8456.908460.31,8465.91,8465.92,8465.95&8465.9	92	654	964	8.564

I.3. IMPOR MENUJUK KOMODITI / IMPORT BY HS COMMODITY
***** MARET / MARCH 2010 *****

HS	Uraian Komoditi Commodity Description	Berat Bersih / Net Weight (Kg)		Nilai / Value C.I.F (US\$)	
		Bulan ini Current Month	Kumulatif Cum.Jan. to date	Bulan ini Current Month	Kumulatif Cum.Jan. to date
8466309000	Dividing heads & other special attachments for oth machine-tools	31.270	54.150	533.505	1.315.167
8466910000	Parts&aces suitable for machine of heading 84.64	76.692	383.331	189.940	866.586
8466921000	Parts&aces suitable for mach subhead 8465.92.10, 8465.95.10, 8465.99.50	874	2.537	40.203	46.395
8466929000	Parts & acces suitable for mach of other subheading 84.65	24.889	147.026	493.089	1.388.443
8466932000	Parts&aces suitable for mach subhead 8456.90.10, 8456.90.20, 8460.31.10	20	1.346	2.895	45.239
8466939000	Parts&aces suitable for mach of other headings 84.56 to 84.61	70.102	207.213	2.501.820	6.362.454
8466940000	Parts & acces suitable for machine other headings 84.62 or 84.63	71.515	275.972	1.384.215	4.010.533
8467110000	Tool for work in the hand, pneumatic, rotary type (incl rotary percussion)	12.543	38.733	358.436	1.058.353
8467190000	Tool for working in the hand, pneumatic, in other type	52.465	92.468	274.984	512.351
8467210000	Drills of all kinds with self-contained electric motor	80.325	372.484	370.007	1.162.645
8467220000	Saws with self contained electric motor	24.497	50.171	179.475	284.671
8467290000	Oth tool for working in the hand, with self-contained electric motor	308.575	1.242.051	1.325.683	3.964.462
8467810000	Chain saws	41.623	185.252	547.172	1.412.880
8467890000	Oth tool for working in the hand	180.706	391.278	1.038.045	3.530.126
8467911000	Part of chain saw, of elect-mechanic for work in hand, self-cont. electric motor	24	9.048	60	7.037
8467919000	Part of other chain saw	87.715	152.524	188.372	509.993
8467920000	Parts of pneumatic tools	8.591	29.406	125.120	302.805
8467991000	Part of tool of subhead 8467.21, 8467.22 or 8467.29	15.106	66.427	142.262	267.432
8467999000	Part of tool of oth heading 8467	62.163	159.120	260.863	574.775
8468100000	Hand-held blow pipes	918	1.754	5.691	13.843
8468201000	Hand-operated gas welding, brazing/cutting appliances for metal	44.828	120.949	103.969	258.235
8468209000	Other gas-operated machinery & apparatus	3.512	74.014	46.097	2.380.324
8468800000	Other machinery and apparatus for soldering, brazing/welding	67.147	246.107	620.551	1.437.891
8468901100	Parts of goods of subheading 8468.10	2.970	5.629	34.552	57.011
8468901200	Parts of goods of subheading 8468.20.10	15.403	24.951	65.393	145.186
8468909000	Parts of other heading 8468	45.995	129.934	389.392	880.806
8469001000	Word-processing machines	72.889	167.775	3.344.115	7.858.080
8469009010	Automatic typewriters	3.957	8.763	46.685	111.714
8469009090	Other typewrites	7.528	36.799	22.585	435.863
8470100000	Electronic calculators, cpble of operati without an extnl source electric power	50.291	126.163	219.727	644.930
8470210000	Electronic calculating machines incorporating a printing device	251	3.216	32.859	65.062
8470290000	Other electronic calculating machines	25.025	49.142	226.117	686.639
8470300000	Other calculating machines	170.304	676.217	632.322	2.058.327
8470500000	Cash registers	40.767	80.575	1.397.521	3.082.671
8470901000	Postage-franking machines	952	2.310	99.111	197.536
8470902000	Accounting machines	12	902	28	22.576
8470909000	Machines for pocket-size data record, reproduc, display mach with calculat	1.026	9.519	66.583	175.688
8471301000	Handheld computer incl palmtop & PDAs	1.381	3.387	22.469	726.246
8471302000	Laptop incl notebooks	777.255	2.645.117	62.770.009	251.792.792
8471309000	Oth portable digital automatic data proc mach, weigh not more than 10 kg	58.999	530.534	1.183.058	2.817.447
8471411000	Personal computers excl 8471.30 with at least a CPU and an input/output	107.479	341.831	2.298.789	4.011.171
8471419000	Oth automatic data processing machines with at least a CPU and an input/output	50.368	220.978	1.504.547	7.456.490
8471491000	Personal computers excl 8471.30 presented in form of systems	155.163	560.133	5.486.802	19.812.018
8471499000	Oth automatic data processing machines presented in form of systems	86.366	187.285	1.459.871	5.193.871
8471501000	Processing units for personal computer other of subhd 8471.41 or 8471.49	175.946	460.669	9.798.198	19.204.614
8471509000	Oth Processing units other of subhd 8471.41 or 8471.49	203.976	648.131	6.349.390	17.951.658
8471603000	Computer keyboards	76.505	408.553	522.939	2.067.624
8471604000	X-y coordinate input devices, including mouse, light pens, joystick, track balls	98.551	460.287	826.537	3.305.877
8471605000	Plotters whether input/output units of heading 84.71 or of heading 90.17	2.378	10.476	224.787	368.111
8471609000	Other input/output units, whether/not contain storg unit the same housing	288.208	620.210	1.588.283	3.985.983
8471701000	Floppy disk drives	112	10.387	1.791	116.668
8471702000	Hard disk drives	327.753	827.305	1.981.249	5.722.589
8471703000	Tape drives	1.106	5.252	159.170	669.913
8471704000	Optical disk drives, including cd-rom drives, dvd drives & cd-r drives	268.735	628.929	4.021.015	11.113.699
8471705000	Proprietary format storage device includ media therefor for automat. dt proc. mach	16.243	31.577	3.506.507	5.690.710
8471709100	Backup management systems	3.842	7.936	216.918	1.488.905
8471709900	Other storage units of automatic data processing machine	98.673	207.222	1.593.306	6.078.095
8471801000	Control and adaptor units	37.388	102.697	483.727	1.070.932
8471807000	Sound card and video card	32.074	71.278	316.234	619.638
8471809000	Other units of automatic data processing machines	293.369	715.852	3.199.608	12.850.166
8471901000	Bar code readers	1.591	7.428	93.506	185.594
8471902000	Optical character readers, document/image scanners	47.602	154.580	1.271.793	3.792.792
8471909000	Other units automatic data processing machines	148.890	910.150	2.567.307	17.461.814
8472101000	Duplicating machines, electrically operated	508	3.297	2.397	23.807
8472102000	Duplicating machines, not electrically operated	64	69	3.984	4.944
8472301000	Machin for sorting/folding mail/for inserting mail in envelopes, electric	491	492	61.682	61.840
8472302000	Machin for sorting/folding mail/for inserting mail in envelopes, not elect.	0	1.288	0	19.742
8472901000	Automatic teller machines	385.479	457.422	4.516.320	6.063.385
8472902000	Electronic fingerprint identification system	15.828	25.533	147.117	306.638
8472903000	Other office machines, electrically operated	52.746	146.684	706.689	1.835.677
8472909000	Other office machines, not electrically operated	8.444	53.196	55.793	279.236
8473101000	Printed circuit assemblies for word-processing	500	2.114	43.146	179.744
8473109000	Other parts & access of the mach of heading 84.69	11.311	30.929	885.544	2.721.051
8473210000	Parts & access electronic calculating mach sub 8470.10, 8470.21/8470.29	2.965	8.409	90.719	225.306
8473290000	Parts & access of other machines of heading 84.70	8.692	30.674	499.158	1.603.179
8473301000	Assembled printed circuit boards for machines of heading 84.71	211.254	869.867	6.619.166	18.701.052
8473309000	Parts & access of other machines of heading 84.71	1.277.644	3.907.369	32.713.896	103.136.741
8473401100	Parts including printed circuit assem for machines of heading 84.72	275	2.320	47.888	477.968

I.3. IMPOR MENURUT KOMODITI / IMPORT BY HS COMMODITY
***** MARET / MARCH 2010 *****

HS	Uraian Komoditi Commodity Description	Berat Bersih / Net Weight (Kg)		Nilai / Value C.I.F (US\$)	
		Bulan ini Current Month	Kumulatif Cum.Jan. to date	Bulan ini Current Month	Kumulatif Cum.Jan. to date
8473401900	Other parts&accessories of the machof heading 84.72,for electric operate	185.959	199.232	267.075	537.985
8473402000	Other parts&accessories of the machheading 84.72,for non electric operate	268	518	3.967	9.104
8473501100	Parts&accessories suitable for usewith mach of heading 84.71,electric	78.755	267.229	4.875.467	16.601.045
8473501900	Parts&accessories suitable for usewith mach head 84.69 & 84.72,electric	70.518	96.250	238.199	359.979
8473502000	Part&acces suitable for use with machof heading 84.69-84.72,non-electric	28	72	1.337	27.183
8474101000	Sorting,screening,separating/washingmachines, electrically operated	174.009	629.353	2.508.724	6.007.445
8474102000	Sorting,screening,separating/washingmachines, not electrically operated	15.463	147.867	50.239	552.274
8474201100	Crushing/grinding machines forstone electrically operated	751.289	2.745.953	1.414.857	9.603.199
8474201900	Crushing/grinding mach for earth,oresoth mineral substances,electric operat	335.228	1.002.308	2.055.201	5.828.312
8474202100	Crushing/grinding mach for stone notelectrically operated	17.160	90.248	35.400	245.057
8474202900	Crushing/grinding mach for earth,oresoth mineral substances,not electric	66.196	200.501	136.257	498.828
8474311000	Concrete/mortar mixers, electricallyoperated	42.140	200.974	183.946	793.980
8474312000	Concrete/mortar mixers, notelectrically operated	3.247	23.752	51.850	121.388
8474321000	Mach for mixing mineral substances withbitumen,electrically operated	313.234	529.068	759.050	1.227.835
8474322000	Mach for mixing mineral substances withbitumen,not electrically operated	0	4.666	0	34.988
8474391000	Other mixing/kneading machineselectrically operated	192.335	767.832	936.667	4.050.967
8474392000	Other mixing/kneading machines notelectrically operated	400	7.988	31.095	54.298
8474801000	Mach for agglomerating,shaping/mauldolid mineral fuels,electric operat	1.493.088	1.841.639	9.021.493	13.657.724
8474802000	Mach for agglomerating,shaping/mouldsolid mineral fuels,not elect. operat	1.706	43.171	3.711	77.454
8474901000	Parts of mach for heading 8474.10 to8474.80 of electric operated machines	985.067	2.748.994	5.847.919	19.744.637
8474902000	Parts of mach for heading 8474.10 to8474.80 of not electric operat mach	146.816	279.779	853.201	2.572.041
8475101000	Mach for assembl electric/electronicclamps tubes/valves,electric operat	22.286	119.161	198.631	409.851
8475102000	Mach for assembl electric/electronicclamps tubes/valves,not elect. operated	42	91	2.512	8.909
8475290000	Other machines for manufacturing/hot working glass/glassware	59.767	69.929	970.345	1.184.312
8475901000	Parts of machine for heading 8475.10to 8475.29 of electric operated machin	44.489	50.512	901.743	1.354.593
8475902000	Parts of machine for heading 8475.10to8475.29 of not elect. operated mach	0	285	0	16.415
8476290000	Other automatic beverage-vendingmachines	10.029	85.456	31.131	494.046
8476890000	Other automatic goods-vendingmachines	0	6.070	0	15.600
8476901000	Parts of automatic goods-vend machincorpor heating/refriger,elect.operat	146.645	278.087	1.914.429	4.146.657
8476909000	Parts of automatic goods-vendingmach	561	85.055	44.307	1.238.591
8477101000	Injection-moulding machines formoulding rubber	1.391.509	2.746.847	9.163.747	22.453.133
8477103100	P.v.c. injection moulding machine	1.020.729	2.057.886	4.266.743	8.151.770
8477103900	Other injection-moulding machinesfor moulding plastics	285.945	508.096	3.708.230	5.291.263
8477201000	Extruders for extruding rubber	63.458	297.703	404.629	4.612.587
8477202000	Extruders for extruding plastics	323.275	709.750	2.081.121	5.857.473
8477300000	Blow moulding machines	161.405	503.741	5.115.950	10.639.162
8477401000	Vacuum moulding & other thermo formingfor moulding/forming rubber	112.621	313.617	1.502.010	3.342.133
8477402000	Vacuum moulding & other thermo formingfor moulding/forming plastics	153.336	413.987	1.882.195	6.895.242
8477510000	Mach for mould/retread pneunt tyres,for moulding/othwise forming inner tub	10.326	14.396	67.737	82.372
8477591000	Other machine for moulding/otherwise-forming for rubber	54.058	106.356	156.902	540.454
8477592000	Other machine for moulding/otherwise-forming for plastics	2.240	4.094	7.260	10.393
8477801000	Other machinery for rubber,electrically operated	380.629	1.169.267	3.047.517	12.152.388
8477802000	Other mach for rubber,not electricallyoperated	187.168	882.681	2.081.184	18.542.630
8477803100	Lamination presses for the manufactof PCB/PWBs	49.030	142.907	619.201	1.033.260
8477803900	Other machinery for plastics,electrically operated	67.802	142.283	519.685	915.409
8477804000	Other machinery for plastics, notelectrically operated	11.440	91.336	142.446	467.319
8477901000	Parts of electrically operatd mach forworking rubber/products from rubber	150.374	1.957.152	1.587.819	7.061.622
8477902000	Part of nonelectric opratd mach forworking rubb/fr the manuf product rubb	212.846	653.144	5.849.465	12.944.515
8477903200	Pars of lamination presses fr themanuf of PCB/PWBs	181	1.755	22.050	33.018
8477903900	Oth parts not in 8477.90.31-32	15.435	32.026	811.033	1.222.497
8477904000	Part of non elect.mach fr workig plast/manuf of prodct frm plastic material	29.578	98.105	374.387	1.028.645
8478101000	Machinery for preparing/making uptobacco, electrically operated	160.071	712.302	6.285.271	37.694.839
8478102000	Machinery for preparing/making uptobacco, not electrically operated	529	633	5.443	10.111
8478901000	Part of cigar/cigarette electricallyoperated mach	11.081	20.929	526.527	2.180.226
8478902000	Part of cigar/cigarette,nonelectrically operated mach	3.377	39.839	142.008	521.106
8479101000	Machinery fr public works,building/thelike electrically operated	98.886	435.058	583.771	1.805.192
8479102000	Machinery fr public works,building/thelike not electrically operated	15.118	20.349	210.769	280.514
8479201100	Machinery for making palm oilelectrically operated	3.654.111	4.965.359	15.926.556	23.673.971
8479201900	Machinery for preparing palm oilelectrically operated	57.404	267.635	452.610	2.685.551
8479202100	Machinery for making palm oil notelectrically operated	37.796	270.532	182.250	1.902.776
8479202900	Machinery forpreparing palm oil notelectrically operated	98.479	292.062	214.576	628.153
8479301000	Presses for the manufacture ofparticle board electrically operated	55.430	568.048	210.614	1.325.616
8479302000	Presses for the manufacture ofparticle board not electrically opertd	32	11.885	8.666	108.650
8479401000	Rope/cable making mach,electrically operated	41.267	153.111	288.502	3.402.117
8479402000	Rope/cable making mach, notelectrically operated	0	89	0	12.725
8479500000	Industrial robots, not elsewherespecified/included	21.343	69.824	927.761	2.633.139
8479600000	Evaporative air coolers	83.307	278.746	830.707	3.151.007
8479811000	Oth mach&mechanical appliance fortreating metal,electrically operated	141.417	394.220	625.238	2.402.805
8479812000	Oth mach&mechanical appliance fortreating mtl,nonelectrically operated	746	5.804	1.895	128.178
8479821000	Mixing,kneading,crush,grind,screen, &otherwise machine,electrically operated	250.470	863.295	3.275.024	10.568.562
8479822000	Mixing,kneading,crush,grind,screen, &otherwise machine,not elect operated	6.523	26.580	219.670	625.129
8479892000	Chemical vapour deposition app forflat panel display production	30.862	138.323	691.928	2.907.366
8479893000	Oth apparatus, electrically operated	189.094	410.118	3.956.167	16.006.759
8479894000	Oth apparatus,nonelectrically operated	25.665	185.635	882.447	3.745.520
8479902000	Part of goods of subheading8479.89.20	795	3.474	62.811	458.826
8479903000	Part of oth electrically operatedmachines	179.384	693.663	2.794.297	9.045.927
8479904000	Part of nonelectrically operatedmachines	114.371	172.328	1.416.877	3.699.534
8480100000	Moulding boxes for metal foundry	26.835	93.652	422.853	1.100.062

I.3. IMPOR MENURUT KOMODITI / IMPORT BY HS COMMODITY
***** MARET / MARCH 2010 *****

HS	Uraian Komoditi Commodity Description	Berat Bersih / Net Weight (Kg)		Nilai / Value C.I.F (US\$)	
		Bulan ini Current Month	Kumulatif Cum.Jan. to date	Bulan ini Current Month	Kumulatif Cum.Jan. to date
848020000	Mould bases	148.590	412.702	1.373.454	4.223.014
848030100	Moulding patterns, of copper	477	2.532	43.000	48.355
848030900	Moulding patterns, of other material	225.558	541.645	1.333.833	3.435.174
848041000	Moulds for metal/metal carbides injection/compression types	7.125	99.799	132.472	1.916.998
848049000	Moulds for metal/metal carbides not injection/compression types	195.494	385.023	2.817.017	5.414.837
848050000	Moulds for glass	17.828	45.431	592.157	1.294.885
848060000	Moulds for mineral materials	164.583	342.970	2.046.672	4.909.984
848071000	Moulds for rubber, plastics, injection/compression type	204.956	699.226	2.809.896	9.582.086
848079000	Mould for rubber, plastics, not injection, compression type	120.931	302.572	1.821.301	5.540.731
848110110	Pres-reduce valve, iron/steel, manual operate sluice, 5 cm <= int dia <40cm	29.413	90.107	204.204	1.215.293
848110190	Pres-reduce valve, iron/steel, automatic operate sluice, 5 cm <= int dia <40cm	99.968	475.818	1.208.901	5.069.324
848110200	Pressure-reducing valves of copper/copper alloys	21.191	91.325	375.803	1.119.244
848110900	Pressure-reducing valves not of iron/steel, not of oth metal, not of plastics	101.703	860.113	767.761	8.640.964
848120100	Valve for pneumatic tran, manual operates sluice, 5 cm <= internal diameter <40cm	2.749	90.665	82.125	543.385
848120900	Valves not of iron/steel, not of oth metal, not of plastics	132.227	606.106	1.645.745	6.605.442
848130100	Cast iron valve of swing check-valve type, 40 <= inlets internal diamtr <600 mm	47.486	146.575	556.998	1.043.354
848130200	Check (nonreturn) valve, copper/copper alloy, internal diameter < 25 mm	3.146	33.913	28.921	234.296
848130900	Other check (nonreturn) valve	293.383	1.038.255	3.021.650	8.403.757
848140100	Safety/relief valves of iron/steel	4.966	16.918	93.266	226.903
848140900	Oth safety/relief valves	134.047	520.647	2.656.498	8.899.157
848180110	Valves fr inner tube of copper/copper alloys	217.191	599.403	1.730.174	4.399.252
848180120	Valves for inner tubes of oth materials	1.250	51.983	13.174	347.689
848180130	Valves for tubeless tyres of copper/copper alloys	11.308	13.435	38.789	55.493
848180140	Valves for tubeless tyres of oth materials	27.395	71.464	177.494	512.535
848180210	Lpg cylinder valves having inlet & outlet internal diameters <= 2.5cm	4.930	46.672	38.067	100.034
848180220	Lpg cylinder valves having inlet & outlet internal diameters > 2.5cm	264	1.219	5.128	14.629
848180300	Cocks/valves, whether/not fitted with piezo electric igniters for gas stove	84.828	214.918	472.994	1.125.777
848180410	Soda water bottle valve; gas operat, of plastic, 1 cm < intern dia <= 2,5cm	1.514	6.434	7.013	17.446
848180490	Oth soda water bottle valves; gas operate beer dispensing units	16.989	71.843	414.801	1.168.376
848180510	Mixing tapes and valves, of plastic, 1 cm < internal diameter <= 2,5cm	31.555	55.909	242.810	275.919
848180590	Others mixing tapes and valves	41.939	259.658	111.909	520.475
848180610	Water pipeline valve, manual operates sluice, 5cm < inlet/outlet int diamtr >= 40cm	26.401	245.852	119.145	377.082
848180620	Cast iron gate valve, inlet diamtr >= 4cm & cast iron butterfly valve, inlet dia >= 8cm	69.467	245.115	398.064	1.141.244
848180630	Cast iron gate valve, inlet diamtr < 4cm & cast iron butterfly valve, inlet dia < 8cm	218.993	777.776	1.598.876	5.586.129
848180650	Other hog nipple waterers	477	1.749	17.838	35.343
848180670	Other nipple joint valves	20.236	33.738	139.564	307.288
848180710	Ball valves, of plastics, 1 cm <= internal diameter < 2,5 cm	9.466	73.235	715.209	1.940.548
848180720	Other ball valves	254.039	804.883	2.465.485	7.986.533
848180730	Gate valve, manual operate, of iron/steel, 5cm <= inlet/outlet internal diamtr < 40cm	275.254	949.510	842.036	4.853.620
848180740	Gate valve, manual operate, of iron/steel, inlet/outlet internal diamtr < 40cm	41.744	561.930	522.695	4.784.472
848180750	Manifold valves of plastics, 1 cm <= internal diameter < 2,5 cm	1.068	1.398	16.874	27.944
848180760	Other manifold valves	92.062	339.774	984.077	3.394.516
848180810	Pneumatic control valve, of plastics, 1 cm <= internal diameter < 2,5 cm	1.075	1.527	39.154	51.253
848180820	Other pneumatic controlled valve	173.936	223.950	1.649.496	4.231.661
848180830	Oth valve of plastic, inlet diamtr >= 1cm, outlet diamtr <= 2,5 cm	919	1.551	11.698	16.085
848180840	Oth valve of plastic, inlet diamtr >= 1cm, outlet diamtr > 2,5 cm	17	20	3.757	3.881
848180850	Oth valve of plastic, with other size of inlet/outlet diameter	91.769	269.832	399.776	1.513.355
848180860	Other valve of stainless steel/nickle, manual operate, weighting < 3 kg	88.266	261.077	427.080	1.424.270
848180910	Ball valves	78.806	270.539	498.716	1.769.185
848180990	Other valves and similar appliances for pipes	846.069	2.583.478	19.413.261	53.163.720
848190100	Parts of housing for sluice/gate valves	12.673	72.184	187.834	755.601
848190210	Bodies, for water taps	130	3.774	2.300	53.968
848190230	Others bodies for taps, cocks, valves, and similar appliances	6.821	31.913	88.214	254.376
848190290	Others parts for taps, cocks, valves, & similar appliance of int. dimtr <= 25mm	67.081	203.585	766.612	2.787.724
848190300	Valve bodies/stems of inner tube/tubeless tyres valves	62.884	227.429	907.955	3.331.203
848190400	Valve cores of inner tube valves/tubeless tyres valves	13.164	44.699	151.617	522.940
848190900	Others parts for taps, cocks, valves, and similar appliances	218.960	804.034	3.649.238	26.188.775
848210000	Ball bearings	1.285.075	3.430.088	14.966.998	38.788.388
848220000	Tapered roller bearings, including cone & tapered roller assemblies	264.599	633.321	2.972.981	8.327.295
848230000	Spherical roller bearings	195.904	516.051	1.300.506	3.159.312
848240000	Needle roller bearings	60.958	144.806	1.316.809	3.263.433
848250000	Oth cylindrical roller bearings	259.672	596.912	2.054.889	5.582.715
848280000	Oth, including combined ball/roller bearings	721.256	2.084.993	7.996.579	21.335.493
848291000	Balls, needles and rollers	106.890	341.603	789.243	2.812.332
848299000	Other parts of ball and roller bearings	415.265	1.509.247	2.241.044	10.194.629
848310100	Transmission shafts for earth moving machinery	187.194	346.868	1.687.913	3.276.648
848310210	Transmissi shafts for engines of vehicle head 87.01 exc 8701.10/8701.90	33.209	103.263	493.798	1.357.450
848310220	Transmission shafts for engines of vehicles of subhead 8701.10/8701.90	79.948	87.979	1.427.758	1.585.380
848310230	Transmission shafts for engines of vehicles of heading 87.11	225.217	658.432	4.106.590	11.469.299
848310240	Transmission shafts for engines of oth vehicles of chapter 87	1.615.035	4.600.585	15.223.645	43.639.403
848310310	Transmission shafts for marine propul-sion engines of an output <= 22.38 kw	7	10	579	710
848310390	Transmission shafts for marine propul-sion engines of an output > 22.38 kw	92.657	222.299	1.805.618	3.545.402
848310900	Oth transmission shafts	862.945	2.093.529	10.897.851	28.718.605
848320100	Bearing housing incorporating forearth moving machinery	108.735	198.176	389.305	806.439
848320900	Bearing housing incorporating not forearth moving machinery & motor vehicle	105.064	447.098	512.028	1.479.836
848330100	Bearing housing not incorporating forearth moving machinery	51.954	132.889	556.802	1.461.955
848330900	Bearing housing not incorporat not forearth moving machinery & motor vehicle	277.094	926.903	2.267.352	6.466.897
848340110	Gear & gearing for engines of vehicles of head 87.01 exc subhead 8701.10/90	21.622	66.035	213.359	955.628

I.3. IMPOR MENURUT KOMODITI / IMPORT BY HS COMMODITY
***** MARET / MARCH 2010 *****

HS	Uraian Komoditi Commodity Description	Berat Bersih / Net Weight (Kg)		Nilai / Value C.I.F (US\$)	
		Bulan ini Current Month	Kumulatif Cum.Jan. to date	Bulan ini Current Month	Kumulatif Cum.Jan. to date
8483401300	Gear&gearing for engines of vehicles of heading 87.11	187.406	484.455	3.429.402	9.854.651
8483401400	Gear&gearing for engines of othvehicles of chapter 87	553.756	1.316.763	7.581.146	18.254.419
8483402100	Gear&gearing for marine propulsionengines of an output<=22.38 kw	25.051	49.809	562.426	1.014.327
8483402900	Gear&gearing for marine propulsionengines of an output>22.38 kw	312.407	698.624	2.395.687	6.523.380
8483403000	Gear&gearing for the engines of earthmoving machinery	364.967	815.198	4.429.530	9.510.597
8483409000	Gears and gearing for oth engines	596.877	2.327.597	9.221.525	28.472.205
8483500000	Flywheels&pulleys,including pulleyblocks	300.265	816.967	3.639.409	9.331.774
8483600000	Clutches&shaft couplings(includinguniversal joint)	688.887	1.682.180	8.650.914	20.298.812
8483901100	Parts of 8783.10 for pedestrian controlltractors of subheading 8701.10	19.790	25.253	83.331	209.970
8483901300	Parts of 8783.10 for oth tractors ofheading 87.01	32.543	104.241	1.777.061	3.451.075
8483901400	Parts of 8783.10 for goods of heading87.11	33.568	93.532	364.324	1.023.322
8483901500	Parts of 8783.10 for oth goods ofchapter 87	67.363	202.878	954.420	2.983.224
8483901900	Parts of 8783.10 for oth	75.609	165.710	569.773	1.342.271
8483909100	Oth toothed wheels for pedestriancntrlled tractors of subhead8701.10	23	47	3.800	6.343
8483909300	Oth toothed wheels for oth tractors ofheading 87.01	4.992	8.467	39.709	47.781
8483909400	Oth toothed wheels for goods ofheading 87.11	112.339	283.051	1.181.563	2.966.159
8483909500	Oth toothed wheels for oth goods ofchapter 87	100.833	282.183	1.318.755	3.938.913
8483909900	Oth toothed wheels for others	212.184	412.764	1.687.838	3.299.129
8484100000	Gaskets&similar joint metal sheetingcomb with oth material/2 more laysr	396.519	964.848	5.342.577	13.668.668
8484200000	Mechanical seal	56.228	246.540	1.088.454	3.394.751
8484900000	Sets/assortments of gaskets&similarjoints	248.915	654.790	4.456.528	11.873.310
8486101000	Apparatus for rapid heating ofsemiconductor wafers	202	317	945	12.989
8486102000	Spin dryers for semiconductor waferprocessing	1	4.708	120	160.545
8486106000	Apparatus for growing/pullingmonocrystal semiconductor boules	0	1.516	0	15.735
8486109000	Oth machines&apparatus for the manufact of boules/wafers	744	3.381	18.109	206.244
8486201200	Epitaxial deposition mach., spinners forcoating photograph emulsi on semiconduct	0	40.500	0	272.000
8486201900	Other film formation equipment	26	47	429	840
8486202100	Ion implanters for doping semiconductor materials	18	18	342	342
8486202900	Other doping equipment	0	64	0	3.414
8486203100	Deflash mach, spraying appliance foretching,stripping,cleaning semicon wafer	9.220	9.226	282.526	283.625
8486203300	App for wet etching, developing,stripping,cleaning semiconductor wafers	0	2.038	0	19.835
8486203900	Other etching and stripping equipment	51	51	2.092	2.092
8486205100	Dicing machines for scribing/scoringsemiconductor wafers	1.572	1.759	4.559	41.329
8486205900	Other equipment for developing exposedwafers	0	1.842	0	7.936
8486209100	Laser cutters for cut contact. tracks insemiconductor production by laser beam	198	1.101	17.500	47.764
8486209200	Mach. for bend, fold and straighteningsemiconductor leads	205	205	9.717	9.717
8486209500	Auto-mach. for the placement/removal ofcomp./contact element on semicond. wa	0	3.344	0	30.055
8486209900	Other mach. & apprts for the mnfact ofsemicon. devices/of elect integ. circuit	382	2.253	6.359	210.236
8486301000	App. for dry etch pattern on flat paneldisplay substrates	0	2	0	365
8486302000	App. for wet etch, develop, strippingor cleaning flat panel displays	0	276	0	2.662
8486303000	Chemical vapour deposition app.to prodsp spinners for coat,physic depo.flat panel	0	802	0	6.599
8486309000	Othetr mach. and app. for the manufact of flat panel displays	2.950	6.362	92.033	266.479
8486401000	Focused ion beam milling mach to prodce,repair mask,reticle for pattern s-device	2	2	110	110
8486402000	Die attach app, auto-tape/wire bonders,auto-mach.trans/handle/storage,wafer bo	1.625	9.140	230.600	738.980
8486403000	Moulds for manufact. of semiconductor devices	914	1.091	92.443	177.141
8486404000	Optical stereoscopic microscopes withequip. design to handle of s-wafer/rticle	0	25	0	485
8486409000	Other machines and apparatus specifiedin note 9(c) to this chapter	30	307	2.072	16.224
8486901100	Parts and accessories of app for rapidheating of semiconductor wafer	14	37.297	447	39.875
8486901200	Parts & accessories of spin dryers forseiconductor wafer prosesing	4.780	4.780	77.464	77.464
8486901300	Parts&accessories of mach. for prod.semicon wafers by removal/laser/photon bear	83	1.907	2.590	21.949
8486901400	Tool holders&self-open diehead, of machfor sawing s-boul to slice/wafer to chip	45	15.649	1.178	67.973
8486901500	Oth parts, access.of mach. for sawingm-crystal s-boule to slice/wafer to chip	681	1.756	15.276	29.909
8486901600	Parts & access.of grind, polish, lapmach for processing of semicon. wafers	31.779	34.677	110.746	138.905
8486901700	Parts & access.of app for grow/pullingmonocrystal semiconductor boules	0	13	0	1.145
8486901900	Oth parts, access.of mach. and app.for the manufact. of boules/wafers	62	2.078	5.164	82.169
8486902200	Parts & access. of epitaxial depo. mach,spinner for coat photo. emuls on s-wafer	0	5.900	0	95.000
8486902400	Tool holder/self-open diehead; of sprayfor etch,strip s-wafer,dry-etch pattern	38	38	2.639	2.639
8486902500	Oth parts & access. of spray for etch,strip, clean,dev s-wafer,dry-etch pattern	3.200	3.768	75.749	90.053
8486902600	Tool holder/self-open diehead,of dicingmach laser cutters,fold,strighn s-lead	1.544	3.738	77.655	250.246
8486902700	Other part and accessories of dicingmach laser cutters,fold,strighn s-lead	599	980	15.323	25.033
8486902800	Part & access of resist heated, induct,dielectric furnaces/oven mnfact s-wafer	129	129	6.495	6.495
8486902900	Oth part & acces of mach & app.for mnfact of s-devices/of elect. integr-circuits	951	1.016	13.561	42.012
8486903200	Tool holder/self-open dieheads,of app.wet etch patterns on flat panel display	3	3	622	622
8486903300	Oth. part&access of app for wet etchingdevelop, strip/clean flat panel display	0	205	0	4.163
8486903900	Oth part & access of mach and apparatusfor the manufact. of flat panel displays	196.175	204.048	423.359	436.468
8486904100	Part & acces of focused ion beam millingmach to produce, repair mask, reticle	37	37	1.317	1.317
8486904200	Part&acces of die attach app, auto-tape/wire bonder, encapsul equip for assembl	750	2.462	17.312	67.954
8486904400	Part&acc of optic stereoscop microscopewith equip to hndle/trans of s-wafer/rtcl	51	217	1.276	6.650
8486904900	Part and acces of other mach & appspecified in note 9(c) to this chapter	1.877	6.821	49.679	127.594
8487100000	Ships/boats propellers and blades	116.025	257.010	1.695.194	2.612.163
8487900010	Oil seal rings	139.380	430.214	1.653.199	5.015.084
8487900090	Oth mach. parts, not cont. electric con-necter,insulator,coil, oth elec.features	129.363	293.414	1.704.693	5.021.833
8501101100	Stepper dc motors of an output =<37.5w	11.715	21.298	243.637	447.808
8501101200	Spindle dc motors of an output =<37.5w	3.484	7.106	74.983	192.590
8501101900	Others dc motors of an output =<37.5w	211.369	765.917	2.649.362	6.744.109
8501109100	Stepper universal (AC/DC) motors ofan output =<37.5w	1.488	3.974	46.567	121.728
8501109200	Spindle universal (AC/DC) motors ofan output =<37.5w	19.756	23.564	291.772	342.376
8501109900	Others universal (AC/DC) motors ofan output =<37.5w	121.135	528.397	2.573.687	6.664.777

I.3. IMPOR MENURUT KOMODITI / IMPORT BY HS COMMODITY
***** MARET / MARCH 2010 *****

HS	Uraian Komoditi Commodity Description	Berat Bersih / Net Weight (Kg)		Nilai / Value C.I.F (US\$)	
		Bulan ini Current Month	Kumulatif Cum.Jan. to date	Bulan ini Current Month	Kumulatif Cum.Jan. to date
8501201100	Universal (AC/DC) motors ofan output >746 w and < 1 kw	115	384	796	5.659
8501201900	Universal (AC/DC) motors of anoutput >37.5 w and <= 746 w	79.298	606.457	325.174	2.309.310
8501202000	Universal (AC/DC) motors ofan output>1 kw	1.625	9.591	41.142	150.958
8501311000	Dc motors an output =< 750 w	289.934	769.837	2.815.503	6.294.067
8501312000	Dc generators an output =< 750 w	124.098	401.323	409.798	1.069.381
8501320000	Dc motors/dc generator an output > 750wand <= 75 kw	41.903	130.825	685.915	954.103
8501330000	Dc motors/dc generator an output >75 kwand <= 375 kw	2.202	160.979	30.468	1.221.340
8501340000	Dc motors/dc generator an output > 375kw	39.474	113.797	308.638	797.902
8501401000	Oth AC motors, single-phase of anoutput <=1kw	594.806	1.287.848	1.274.534	2.787.519
8501402000	Oth AC motors, single-phase of anoutput >1kw	57.976	253.414	178.107	948.945
8501510000	Oth AC motors, multi-phase of anoutput <=750 w	238.002	1.138.238	1.105.441	5.279.761
8501521000	Oth AC motors, multi-phase of an output> 750w and <=1kw	34.259	111.034	237.343	686.107
8501522000	Oth AC motors, multi-phase of an output> 1 kw and <= 37.5 kw	339.119	1.350.378	960.652	3.849.982
8501523000	Oth AC motors, multi-phase of an output> 37.5 kw and <= 750 kw	106.982	489.220	399.328	1.506.853
8501530000	Oth AC motors,multi-phase of anoutput >75kw	34.921	229.866	252.177	2.133.739
8501611000	AC generator of an output <=12.5 kva	291.787	693.187	368.139	1.225.043
8501612000	AC generator of an output > 12.5 kva & <=75kva	64.924	517.705	247.451	1.192.595
8501621000	AC generator of an output > 75 kva & <= 150 kva	26.252	123.436	48.457	373.243
8501629000	AC generator of an output > 150 kva & <= 375 kva	29.622	121.065	87.297	333.161
8501630000	AC generator of an output > 375 kva & <=750kva	50.286	70.365	345.569	385.224
8501640000	AC generator of an output > 750 kva	99.587	174.813	1.909.971	4.015.714
8502110000	Generat sets with compression ignitioninter combust piston output <=75 kva	359.321	1.762.084	1.311.910	5.889.832
8502121000	Generating sets with spark-ignit interncombust pist output >75kva & <=125kva	63.739	186.249	330.795	1.271.131
8502129000	Generating sets with spark-ignit interncombust pist output >125kva & <=375kva	260.390	686.541	1.150.262	2.652.663
8502131000	Generating sets with spark-ignit interncombust pist output > 12500 kva	348.939	1.389.024	2.352.792	9.820.481
8502139000	Generating sets with spark-ignit interncombust pist output >375kva & <=12500 kva	739.559	2.813.000	8.747.876	35.660.650
8502201000	Generating sets with spark-ignit interncombust piston output <=75 kva	1.278.945	4.597.785	2.750.865	9.081.796
8502202000	Generating sets with spark-ignit interncombust piston output >75kva & <=100kva	69.690	501.780	334.421	1.012.494
8502203000	Generat sets with spark-ignition intrncombust piston output>100kva & <=10000kva	226.114	525.534	3.841.589	10.706.753
8502204900	Generating sets with spark-ignit interncombust piston output>10000kva & <=12500kva	291.350	1.136.569	487.552	2.053.770
8502311000	Oth generating sets wind-poweredof an output <=10,000 kva	14	917	3.035	20.505
8502319000	Oth generating sets wind-poweredof an output >10,000 kva	0	11.600	0	84.489
8502391000	Oth generating sets not wind-poweredof an output <=10 kva	33	507	907	6.184
8502392000	Oth generating sets not wind-poweredof an 10 kva<output<=10,000 kva	62.581	177.448	1.080.081	1.894.750
8502393100	Oth generating sets not wind-poweredof an output > 12,5000 kva	38.286	38.286	427.289	427.289
8502393900	Oth generating sets not wind-powered ofan output > 10,000 kva & <=12,500 kva	555.738	1.076.409	3.793.602	10.082.550
8502400000	Electric rotary converters	1.711	11.236	39.633	143.417
8503001100	Stators for ceiling fans for generatorsof an output <= 10000 kw	114.597	275.760	1.884.793	4.461.434
8503001200	Parts of motors for generators ofan output <=1.5 kw & >75kw	8.597	12.372	30.035	46.698
8503001300	Parts of motors for generators ofan output >1.5 kw & <=75kw	4.645	24.332	20.663	86.476
8503009000	Parts of motors for generators ofan output >75 kw & <= 10000 kw	707.814	2.830.930	11.480.574	45.539.878
8504100000	Ballasts, for discharge lamps/tubes	229.248	660.414	991.351	2.739.590
8504211000	Step-voltage regulators;instrumenttransformer with a power handl cap<=5kva	5.849	54.129	80.677	303.139
8504219100	Liquid dielect transformer with handlingcap>5kva & <=10kva, side voltage>=66 kv	311.279	328.091	242.400	458.111
8504219900	Liquid dielect transformer with handlingcap>5kva & <=10kva, side voltage <66 kv	32.803	136.564	553.385	2.637.620
8504221100	Step-voltage regulator, side voltage>=66kv & handling cap>650kva & <=10000kva	37.729	41.513	295.864	349.169
8504221900	Step-voltage regulator of a high sidevoltage of <66,000 volts	217	24.048	3.399	198.166
8504229900	Liquid dielect transformer, side voltage< 66 kv, handl cap >650 kva & <=10000kva	213	914	8.931	108.472
8504231000	Liquid dielectric transformers, powerhandl cap > 10000kva & <= 15000kva	4.898	599.755	55.676	6.562.974
8504232900	Liquid dielectric transformers, powerhandl cap > 20000kva	48.105	830.074	524.138	7.424.299
8504311000	Instrum. potential transformer, powerhandling capacity <= 1 kva	20.835	56.064	284.136	603.677
8504312000	Instrum. current transformer with powerhandling capacity <= 1 kva	51.933	201.102	639.949	12.507.599
8504313000	Flyback transformer, power handlingcapacity < 1 kva	62.684	129.948	466.019	1.115.349
8504314000	Intermediate frequency transformer,power handling capacity <= 1 kva	8.172	31.782	335.467	940.902
8504315000	Step up/down transformer,slide regulatorhandling capacity <= 1 kva	118.538	594.664	783.542	2.945.035
8504319000	Oth transformer having power handlingcapacity <= 1kva	339.088	896.122	2.066.356	7.373.616
8504321100	Matching transformers, power handlingcapacity > 1 kva and <= 5 kva	2.576	21.723	32.963	148.134
8504321900	Oth instrument transformer, powerhandling capacity > 1 kva and <= 5 kva	10.679	90.648	123.326	293.435
8504322000	Instrmt used with toys,scale modelsor similar recreational models	661	766	25.996	27.275
8504323000	Oth transformer, high frequency, powerhandling capacity > 1 kva and <= 5 kva	12	127	1.614	6.199
8504324100	Matching transformers, power handlingcapacity > 5 kva and <= 10 kva	1	4.399	141	50.519
8504324900	Oth instrument transformer, powercapacity > 5 kva and <= 10 kva	11	243	12	8.470
8504325100	Matching transformers, power handlingcapacity > 10 kva and <= 16 kva	0	181	0	2.709
8504325900	Oth instrument transformer, powercapacity > 10 kva and <= 16 kva	3.368	150.916	49.378	1.000.533
8504331100	Matching transform.side voltage >= 66kv& power cap. > 16 kva and <= 500 kva	2.426	3.886	34.373	143.145
8504331900	Oth instrum transform.side voltage>=66kv& power cap. > 16 kva and <= 500 kva	729	6.757	4.436	98.598
8504339100	Matching transform. side voltage < 66kv& power cap. > 16 kva and <= 500 kva	159	5.294	4.221	47.320
8504339900	Oth instrum transform. side voltage<66kv& power cap. > 16 kva and <= 500 kva	1.605	56.019	24.571	637.340
8504341200	Oth instrum transform.side voltage>=66kvpower cap.>10000 kva & <=15000 kva	270.700	284.989	300.000	421.961
8504341300	Matching transform.side voltage < 66kv&power cap >10000 kva & <=15000 kva	263	263	6.683	6.683
8504341400	Oth instrum transform. side voltage<66kvpower cap.>10000 kva & <=15000 kva	40.435	40.449	134.242	134.431
8504342900	Oth instrument transform. with powerhandling capacity >15000 kva	43.724	660.711	422.630	9.210.069
8504401100	Uninterrupted power supplies (ups)	468.663	1.769.693	3.335.172	11.584.333
8504401900	Other static converter for automaticdata processing machines	116.377	187.948	1.598.426	3.403.953
8504402000	Battery chargers having a rating>100 kva	12.868	35.378	125.323	412.956
8504403000	Other rectifiers	42.962	140.377	1.507.624	3.726.504
8504404000	Inverters	26.983	112.238	379.173	1.705.630
8504409000	Other static converter	171.323	733.761	2.767.471	6.336.263

I.3. IMPOR MENURUT KOMODITI / IMPORT BY HS COMMODITY
***** MARET / MARCH 2010 *****

HS	Uraian Komoditi Commodity Description	Berat Bersih / Net Weight (Kg)		Nilai / Value C.I.F (US\$)	
		Bulan ini Current Month	Kumulatif Cum.Jan. to date	Bulan ini Current Month	Kumulatif Cum.Jan. to date
8504501000	Inductors for power supply for automatic data process mach&unit thrf,telecom app	130.073	355.132	2.635.498	6.056.068
8504502000	Chip type fixed inductors	27.333	80.276	990.193	3.108.064
8504509100	Other inductors, with power handling capacity > 2500 kva and <= 10000 kva	948	5.815	30.722	252.993
8504509200	Other inductors having a power handling capacity > 10000 kva	2.028	5.101	54.033	139.153
8504901000	Parts of goods of subheading 8504.10	2.573	4.853	76.855	155.862
8504902000	Parts of printed circuit assmb good sub 8504.40.11,8504.40.19,8504.50.11	29.364	48.245	78.751	199.916
8504903100	Radiator panel,flat tube radiator assemblr for distrib&power transformer <=10000kva	48.084	72.873	385.565	961.102
8504903900	Oth part of electrical transformers ofa capacity <= 10,000 kva	102.190	192.273	533.811	1.135.700
8504904100	Radiator panel,flat tube radiator assemblr for distrib&power transformer >10000 kva	851	37.320	5.105	97.332
8504904900	Oth part of electrical transformers ofa capacity > 10,000 kva	31.751	126.313	41.021	171.026
8504905000	Other, for inductors of capacity<= 2500 kva	40	40	25.108	25.108
8504906000	Other, for inductors of capacity> 2500 kva	326	942	8.168	45.154
8504909000	Parts of goods of heading 8504 oth than subheading 8504.10.	269.629	741.878	1.662.414	3.828.965
8505110000	Permanent magnet of metal	67.145	215.935	885.325	2.465.541
8505190000	Permanent magnet not of metal	533.187	1.544.145	5.076.326	15.214.198
8505200000	Electro magnetic couplings, clutches and brakes	76.484	148.871	856.685	2.135.983
8505901000	Electro magnetic/permanent magnet chucks,clamps&similar holdg devices	11.169	40.819	234.941	515.639
8505902000	Parts of goods of subheading 8505.20	64.523	84.924	587.447	950.595
8505909000	Oth non-permanent magnet	154.077	533.525	2.424.623	5.819.701
8506101000	Manganese dioxide having external volume<=300 cm of primary cell/batteries	128.378	261.589	775.367	1.585.748
8506109000	Manganese dioxide having external volume> 300 cm of primary cell/batteries	162.424	364.973	997.978	2.016.165
8506300000	Mercuric oxide of primary cell/batteries	0	447	0	9.399
8506500000	Lithium of primary cell/batteries	81.237	244.593	4.678.067	11.940.092
8506600000	Air-zinc of primary cell/batteries	1.135	1.287	5.050	6.344
8506801000	Zinc carbon, having an external volume<=300 cm of primary cell/batteries	17.700	60.634	104.748	268.013
8506802000	Zinc carbon, having an external volume> 300 cm of primary cell/batteries	98	3.308	2.454	28.275
8506809000	Other primary cell/batteries	246.826	616.645	1.180.689	2.644.257
8506900000	Parts of primary cells/batteries	103.507	286.711	1.126.282	2.850.988
8507101000	Lead-acid, for starting piston engine of a kind used for aircraft	23	198	503	5.570
8507109000	Lead-acid, for starting piston engine of a kind used not for aircraft	322.017	771.784	856.018	2.366.898
8507201000	Oth lead-acid accumulator of a kind used for aircraft	19.800	19.800	56.468	56.468
8507209000	Oth lead-acid accumulator of a kind used not for aircraft	840.661	2.245.126	3.240.201	9.351.384
8507300000	Nickel-cadmium of electric accumulators including separator therefor	22.869	104.910	164.057	588.349
8507400000	Nickel-iron of electric accumulators including separator therefor	42	69	2.010	2.524
8507801100	Lithium ion accumulators of a kind used for laptop (incl. notebook, subnotebook)	81	513	5.657	55.578
8507801900	Other lithium ion accumulators	22.825	41.629	427.303	689.271
8507802000	Oth accumulator of a kind used for aircraft	8	176	994	56.391
8507809000	Other accumulator	275.958	846.928	7.607.654	20.446.287
8507901100	Plate of goods of subheading 85.07.908507.10	86	416	10.578	14.225
8507901900	Plates for other accumulators	9.539	76.830	34.774	180.649
8507909100	Other parts of a kind used for aircraft	38	39	230	357
8507909200	Battery separators in sheets, rolls/cutto size of materials oth than PVC	94.609	252.531	542.017	1.305.165
8507909300	Part of goods of subheading 8507.10.90	66.227	143.287	299.339	634.828
8507909900	Part of good of heading 8507.10 oth than subheading 8504.10.90	53.050	150.748	282.095	619.078
8508110000	Vacuum cleaner with self-contained electric power < 1,500 w & a dust bag < 20 l	48.619	161.080	377.865	1.173.059
8508190000	Oth vacuum cleaners with self-contained electric	35.104	63.161	125.443	256.902
8508600000	Other vacuum cleaners	18.926	237.466	204.902	887.390
8508700010	Part of vacuum cleaner for domestic use	5.182	22.373	48.830	245.252
8508700090	Part of vacuum cleaner other than domestic use	2.062	12.777	14.100	86.395
8509400000	Food grinder&mixer,fruit/vegetable juice extract with self-contained electric motor	162.968	889.666	874.113	4.379.705
8509801000	Floor polishers with self-contained electric motor	12.481	33.581	85.687	186.203
8509809000	Oth electro-mechanic domestic appliances with self-contained electric motor	19.297	69.474	101.285	294.450
8509901000	Part of goods of subheading 8509.80.10	1.879	3.248	48.977	76.997
8509902000	Part of goods of subheading 8509.40.10 or 8509.80.90	172.231	532.761	183.392	1.105.707
8510100000	Shavers, with self-contained electric motor	563	6.567	20.645	70.504
8510200000	Hair clippers, with self-contained electric motor	1.646	9.183	6.320	38.074
8510300000	Hair-removing appliances, with self-contained electric motor	149	236	14.354	16.577
8510900000	Parts of shavers, with self-contained electric motor	8.216	25.719	111.131	1.559.133
8511101000	Sparking plugs suitable for aircraft engines	5.218	5.386	123.472	143.144
8511109000	Other sparking plugs	42.381	139.541	520.932	1.344.247
8511200000	Ignition magnetos, magneto-dynamos, magnetic flywheels	44.453	168.523	573.508	1.699.443
8511302000	Unassembled distributors/ignition coils excluding those for aircraft engines	12.588	34.618	178.820	519.335
8511309000	Other distributors; ignition coils	157.671	518.557	3.328.604	8.956.949
8511401000	Starter motors & dual purpose starter-generators for aircraft engines	324	1.101	95.009	281.926
8511402000	Other unassembled starter motors	14.871	50.908	161.716	698.869
8511403000	Starter motors for vehicles of heading 87.01 to 87.05	170.569	471.206	2.124.954	5.008.026
8511409000	Other starter motor	323.870	745.092	5.646.603	12.823.813
8511501000	Other generator suitable for aircraft engines	0	196	0	3.059
8511502000	Other unassembled alternators	2.007	44.037	21.719	114.816
8511503000	Oth alternators for vehicles of heading 87.01 to 87.05	293.403	804.417	3.890.488	9.475.141
8511509000	Other generators	221.537	680.659	2.366.345	6.467.530
8511800000	Other equipment of electrical ignition or internal combustion engines	49.687	110.855	411.034	907.605
8511900010	Parts of goods for aircraft engines	55	5.174	1.140	26.146
8511900091	Contact points	5.329	19.014	312.196	864.652
8511900099	Other parts of electrical ignition/internal combustion engines	494.152	1.399.514	7.115.477	18.460.427
8512100000	Lighting/visual signalling equipment of a kind used on bicycles	34.338	82.473	97.092	274.069
8512201000	Lighting/visual signalling equipment for motor cars, assembled	457.212	1.241.101	7.360.118	20.890.436
8512202000	Unassembled lighting/visual signalling equipment	17.583	39.631	109.152	254.727

I.3. IMPOR MENURUT KOMODITI / IMPORT BY HS COMMODITY
***** MARET / MARCH 2010 *****

HS	Uraian Komoditi Commodity Description	Berat Bersih / Net Weight (Kg)		Nilai / Value C.I.F (US\$)	
		Bulan ini Current Month	Kumulatif Cum.Jan. to date	Bulan ini Current Month	Kumulatif Cum.Jan. to date
8512209000	Other lighting/visual signallingequipment	74.004	221.103	620.364	2.165.683
8512301000	Horns and serenes, assembled	34.936	218.367	294.907	896.588
8512302000	Unassembled sound signalling equipment	218	1.177	3.473	13.641
8512309000	Other sound signalling equipment :	58.920	211.500	777.313	2.400.167
8512400000	Windscreen wiper, defroster & demisters	56.368	146.738	547.732	1.673.316
8512901000	Parts of goods of subheading 8512.10	2.691	5.998	26.216	61.081
8512902000	Parts of goods of subheading 8512.208512.30./8512.40	178.118	513.619	3.129.544	8.269.758
8513101000	Miners helmet lamps	1.711	13.834	94.035	221.123
8513102000	Quarrymens lamps	68	13.746	6.283	23.875
8513109000	Other portable electric lamps	304.414	1.250.716	953.151	4.733.381
8513903000	Parts of reflectors for flashlights;plastic switch	60.259	163.541	138.064	298.746
8513909000	Oth part of portable elect lamp designedto fuct by their own source of energy	22.708	182.161	121.002	381.855
8514100000	Resistance heated furnaces and ovens	83.902	155.382	700.345	1.068.141
8514202000	Oth furnace/oven function by inductionmanufact. of PCB/printed wiring board	592	608	17.058	17.314
8514209000	Oth furnaces/oven function by inductionor dielectric loss	19.394	537.186	182.597	3.229.708
8514302000	Oth elect furnace/oven for the manufactof PCB/printed wiring board	484	7.172	31.558	103.808
8514309000	Other furnaces and ovens	90.080	260.959	709.783	2.187.487
8514400000	Oth equipment for the heat treatment ofmaterials by induction/dielectric loss	17.125	199.855	177.253	830.173
8514902000	Part of industrial/laboratory electricfurnaces/oven for manufact.of PCB/PWB	2.639	42.518	155.251	231.589
8514909000	Other parts of furnaces and ovens	147.728	293.781	8.126.419	9.187.385
8515110000	Soldering irons and guns	25.584	71.475	42.411	178.895
8515191000	Mach and app for soldering componenton PCB/printed wiring boards	9.820	14.726	173.369	402.267
8515199000	Other brazing/soldering machines andapparatus	4.597	31.746	38.627	305.475
8515210000	Mach and app for resistance welding ofmetal fully/partly automatic	16.273	110.698	178.381	1.028.869
8515290000	Mach and app for resistance welding ofmetal non-automatic	19.393	203.070	250.642	969.769
8515310000	Mach and app for arc welding of metalfully/partly automatic	78.993	171.565	967.087	1.687.285
8515391000	AC arc welders, transformer type non-automatic	24.567	99.379	80.078	723.271
8515399000	Mach and app for arc welding of metalnon-automatic	162.125	402.935	1.526.668	3.718.584
8515801000	Electric mach & app for hot spraying ofmetals/sintered metal	976	17.227	47.660	225.547
8515809000	Electric mach & app not for hot sprayingof metals/sintered metal	86.344	184.999	350.347	1.221.719
8515901000	Parts of AC arc welder, transformer type	8.576	23.598	250.818	455.229
8515902000	Parts of mach & app for solderingcomponent on PCB/printed wiring boards	1.012	3.475	49.848	184.810
8515909000	Other parts in heading 8515	121.900	307.247	935.357	2.749.625
8516101000	Electric instantaneous/storage waterheaters	90.384	277.718	628.806	1.817.606
8516103000	Electric immersion water heaters	188	1.673	1.134	16.048
8516210000	Storage heating radiators	0	316	0	8.330
8516290000	Oth electric space heating app/electricsoil heating apparatus	5.087	22.191	163.360	440.181
8516310000	Hair dryers	7.193	18.127	45.189	145.395
8516320000	Other hair-dressing apparatus	17.707	104.482	120.942	395.689
8516330000	Hand-drying apparatus	1.661	7.900	16.860	82.487
8516401000	Electric smoothing irons of kind designto use steam from the indust boilers	643	1.327	33.388	37.641
8516409000	Other electric smoothing irons	87.384	240.905	386.866	970.730
8516500000	Microwave ovens	58.182	158.491	274.566	808.671
8516601000	Rice cookers	784.350	2.751.301	2.598.192	9.778.864
8516609000	Cooking plates,boiling rings,grillers &roasters	26.845	233.758	148.264	979.632
8516710000	Coffee/tea makers	4.549	21.829	33.136	162.618
8516720000	Toasters	11.187	44.630	41.818	198.712
8516791000	Kettles	10.351	25.839	43.232	132.600
8516799000	Other electro-thermic appliances	129.757	636.265	503.378	2.440.117
8516801000	Elect heating resistor for type-founding/type-setting mach; for indust. furnaces	107	573	12.804	68.310
8516802000	Sealed hotplates for domestic appliances	22	3.873	206	35.109
8516803000	Other electric heating resistors fordomeestic appliances	8.657	14.611	167.207	205.072
8516809000	Other electric heating resistors not fordomeestic appliances	50.660	147.726	530.492	1.825.953
8516902000	Parts of goods of sub 8516.33,816.50,8516.60, 8516.71/8516.79.10	153.496	901.423	309.735	1.981.592
8516903000	Parts of goods of sub 8516.10	60.788	217.491	164.116	599.772
8516909000	Other parts of goods of sub 8516	1.962.666	5.233.611	76.858.042	128.890.581
8517110000	Line telephone sets with cordlesshandsets	2.602	9.007	142.309	375.002
8517120000	Telephones for cellular networks/forother wireless networks	1.399.060	4.089.309	223.642.282	617.423.640
8517180000	Other telephone sets	33.611	107.911	281.470	1.766.505
8517610010	Set top boxes which have a communicationfunctions of base station	3.377	23.981	126.746	708.997
8517610020	Base station for radio-broadcasting	0	11	0	200
8517610090	Other base stations	44.600	318.494	9.434.004	37.243.064
8517621000	Radio transmitters/receivers for simult.interpretaion at multiligual conference	292	651	22.510	125.260
8517622100	Control & adaptor units, incl. gateways,bridges and routers	5.789	28.168	237.233	2.793.738
8517622900	Oth unit of automatic data process machother than those of heading 84.71	21.682	52.914	755.896	1.529.473
8517623000	Telephonic/telegraphic switching app	26.333	66.445	590.610	1.754.252
8517624100	Modems including cable modems and modemcards	97.864	151.153	6.033.495	10.444.757
8517624200	Concentrators/multiplexers	7.107	31.794	1.111.363	6.218.638
8517624910	Set top boxes which have a communi-funcof app for carrier-current line system	0	35	0	83.700
8517624990	Oth app for carrier-current line systemor for digital line systems	7.361	8.273	279.113	507.769
8517625100	Wireless lans	29.687	110.705	484.194	1.846.896
8517625200	Transmission/reception app for simultaneinterpretaion at multiligual conference	983	983	303.558	303.558
8517625300	Other transmission apparatus for radio-telephony/radio-teleggraphy	114.770	219.461	20.184.649	52.743.613
8517625900	Transmission/reception app.for simultaneinterpretaion at multiligual conference	4.690	31.793	264.501	1.525.928
8517629000	Oth mach for the reception, conversion &transmis/regenerate of voice,images,data	131.630	499.798	6.227.028	27.629.758
8517699000	Oth app. for transmission/recept voices	11.269	19.248	222.618	370.214
8517701000	Parts of control and adaptor units incl.gateways, bridges, routers	880	4.683	198.940	605.237
8517702100	Parts of cellular telephones	677	3.356	24.988	144.494

I.3. IMPOR MENURUT KOMODITI / IMPORT BY HS COMMODITY
***** MARET / MARCH 2010 *****

HS	Uraian Komoditi Commodity Description	Berat Bersih / Net Weight (Kg)		Nilai / Value C.I.F (US\$)	
		Bulan ini Current Month	Kumulatif Cum.Jan. to date	Bulan ini Current Month	Kumulatif Cum.Jan. to date
8517702900	Oth parts of transmission app, oth thanradio-broadcasting/television trans app	44.286	131.847	5.078.846	21.563.390
8517703100	Other printed circuit boards, assembledfor line telephony/line telegraphy	3.499	4.297	74.049	230.857
8517703200	Other printed circuit boards, assembledfor radio-telephony/radio-telegraphy	803	1.667	19.989	66.401
8517703900	Other printed circuit boards, assembledfor other	9.107	28.020	574.425	2.760.422
8517704000	Antennae of a kind used with apparatusfor radio-telephony/radio-telegraphy	115.665	372.463	3.848.961	11.298.987
8517709100	Oth parts for line telephonyor line telegraphy	13.289	40.693	959.332	3.261.827
8517709200	Other parts for radio-telephonyor radio-telegraphy	431	1.140	20.862	146.940
8517709900	Other parts in subheading 85.17.70	433.704	1.440.417	39.685.369	105.700.689
8518101100	Microphones having a frequency rangeof 300 hz to 3.4 khz	3	22.046	15	81.952
8518101900	Oth microphones,whether/not withtheir stands	28.728	105.449	123.883	492.027
8518109000	Other microphones	24.462	53.128	373.775	1.006.065
8518210000	Single loudspeakers, mounted in theirenclosures	303.858	1.207.143	1.354.031	4.382.593
8518220000	Multiple loudspeaker,mounted inthe same enclosures	109.730	338.011	569.028	1.973.087
8518291000	Box assembly speakers	57.463	90.407	329.854	565.616
8518292000	Loudspeakers,without housing, havinga freq 300 hz to 3.4 khz	23.233	46.167	68.364	120.113
8518299000	Other loudspeakers	810.627	2.212.851	4.149.970	10.515.678
8518301000	Headphones	24.349	78.801	226.354	678.027
8518302000	Earphones	30.987	150.739	195.954	745.652
8518303100	Handsets for telephonic apparatus	2.145	3.482	13.315	28.421
8518303900	Other headphones and earphones,combined microphone/speaker sets	23.994	71.453	112.857	209.760
8518304000	Line telephone handsets	0	539	0	37.491
8518309000	Sets consisting of a microphone and oneor more loudspeakers	2.156	31.145	76.723	397.379
8518401000	Audio-frequency electric amplifiers,having 6/more inputs signal lines	10.838	10.912	5.259	6.624
8518402000	Audio-frequency electric amplifier usedas repeaters in line telephony	61	61	26.497	26.497
8518403000	Audio-frequency electric amplifier usedas repeater in telephony not line tlpny	64	107	10.560	13.636
8518409000	Other amplifier listrik audio-frekuensi	23.801	110.462	167.877	7.660.022
8518500000	Other electric sound amplifier sets	27.566	57.092	208.144	547.197
8518901000	Parts of subhead 8518.10.11,8518.29.208518.30.40, 8518.40.20,inc print circuit	552.577	1.466.623	2.361.950	6.914.901
8518902000	Parts of goods of subheadings 8518.40.10	453	7.875	4.591	66.113
8518909000	Parts of goods of subheadings 8518.50.108518.50.20	628.224	1.900.655	5.370.833	16.204.341
8519200000	App operated by coins, banknotes, bankcard, token/by other mean of payment	14	178	132	24.821
8519811000	Pocket size cassette recorders, thedimensions of which < 170 x 100 x 45 mm3	39	106	860	2.050
8519812000	Cassette recorders,with amplifiers/loud-speakers, operate with ext. source-power	190	294	38.454	38.775
8519813000	Compact disc players	7.399	11.674	39.615	72.466
8519815000	Dictating mach not capable of operatingwithout an external source of power	0	2	0	333
8519816000	Magnetic tape recorder incorp soundreproducing app, digital audio type	3.988	12.167	49.215	149.623
8519817000	Other sound reproducing app, cassettetype	13	13	273	273
8519819000	Other apparatus using magnetic, opticalor semi-conductor	6.783	17.850	347.064	722.266
8519892000	Record-players with/without loudspeakers	0	186	0	22.499
8519899000	Other apparatus not using magnetic,optical/semiconductor	15.376	38.386	226.417	520.844
8521100000	Magnetic tape-type of video recording/reproducing apparatus with video tuner	65	323	1.393	49.221
8521901100	Laser disc player for used in cinemato-graphy, television/broadcasting	908	958	28.289	29.230
8521901900	Other laser disc players	21.246	77.980	187.371	476.230
8521909100	Oth video recording for used in cinematography, television/broadcasting	397	18.601	8.065	288.730
8521909900	Oth video recording/reproducing app,whether/not incorp. a video tuner.	95.284	301.944	1.030.435	2.774.485
8522100010	Pick-up cartridges for special used incinemagraphy, television/broadcasting	222	5.063	15.811	76.456
8522100090	Other pick-up cartridges	11.671	43.074	86.374	409.257
8522901000	PCB assemblies for TV, broadcastingcinematograph sound recorder/reproducer	23.012	155.382	119.259	726.725
8522902000	Printed circuit boards assemblies fortelephone answering machines	92	11.005	3.605	358.465
8522904000	Audio/video tapedecks and compact discmechanisms	36.221	86.460	568.541	1.413.209
8522905000	Audio/video reproduction heads, magnetictype, magnetic erasing heads and rods	8.280	18.449	136.716	350.155
8522909100	Oth parts, accessories of cinematographysound recorders/reproducers	5.768	36.822	318.588	1.111.861
8522909300	Other parts and accessories for goods ofsubheading 8519.81/heading 85.21	14.075	49.870	298.316	1.039.353
8522909900	Other parts and accessories for goods ofsubheading 85.19 other than 85.19.81	185.382	657.549	3.308.518	8.829.666
8523211000	Cards incorporating a magnetic stripeunrecorded	7.868	17.738	157.213	322.152
8523212000	Cards incorporating a magnetic striperecorded	952	4.601	13.207	446.461
8523291100	Magnetic tapes, of a width < 4mm forcomputer tapes, unrecorded	2	8	1.455	2.204
8523291200	Magnetic tapes, of a width < 4mm forvideo tapes, recorded	2	2	70	70
8523291910	Other magnetic tapes, of a width < 4mmunrecorded	1.515	16.788	2.800	80.318
8523291990	Other magnetic tapes, of a width < 4mmrecorded	480	487	14.444	15.996
8523292100	Magnetic tapes, of a width >= 4mm, and< 6.5 mm for computer tapes, unrecorded	9.425	12.243	39.009	47.269
8523292200	Magnetic tapes, of a width >= 4mm, and< 6.5 mm for computer tapes, recorded	14.596	24.308	39.375	65.830
8523292910	Other magnetic tapes, of a width >= 4mm,and < 6.5 mm, unrecorded	41.511	151.518	196.990	739.652
8523293100	Magnetic tapes, of a width >=6.5 mm forcomputer tape,in pancake/jumbo,unrecor	75	617	6.563	51.997
8523293300	Magnetic tapes, of a width >=6.5 mm forth, in pancake/in jumbo form,unrecordec	0	7.188	0	16.330
8523293910	Oth magnetic tapes, of a width >=6.5 mm,unrecorded	58.856	170.939	436.820	883.650
8523293990	Oth magnetic tapes, of a width >=6.5 mm,recorded	36	64	8.776	16.395
8523294100	Magnetic discs for reproducingphenomena other than sound/image	189	202	1.087	1.783
8523294200	Magnetic discs for reproducing representof instruction, data, sound, image	18.046	25.086	177.357	262.520
8523294300	Other magnetic discs, unrecorded	1	15.686	358	31.710
8523294400	Other magnetic discs, recorded	2	559	149	4.298
8523299100	Magnetic media for computer use, unrecorded	27.642	51.585	143.314	410.454
8523299300	Magnetic media for reproducing representof instruction, data, sound, image	13.030	46.461	285.901	1.855.869
8523299900	Other magnetic discs	6.544	19.308	72.966	172.721
8523401100	Discs for laser reading systems forcomputer use, unrecorded	111.900	176.826	402.840	636.906
8523401200	Discs for laser reading systems forreproducing phenomena not sound/image	1	768	8.000	15.840
8523401300	Discs for laser reading systems forreproducing sound only	292	292	1.575	1.575
8523401400	Discs for laser reading system for repropresent of instruct,data,sound,image	1.412	3.588	572.235	4.069.932

I.3. IMPOR MENURUT KOMODITI / IMPORT BY HS COMMODITY
***** MARET / MARCH 2010 *****

HS	Uraian Komoditi Commodity Description	Berat Bersih / Net Weight (Kg)		Nilai / Value C.I.F (US\$)	
		Bulan ini Current Month	Kumulatif Cum.Jan. to date	Bulan ini Current Month	Kumulatif Cum.Jan. to date
8523401900	Other discs for laser reading systems	3.104	12.332	213.623	499.834
8523409100	Optical media for computer use,unrecorded	3	312	26.188	298.002
8523409400	Optical media for reproducing, represent of instruction, data, sound, image	39	525	22.130	107.815
8523409910	Other optical media, unrecorded	2.956	10.705	932.969	1.636.312
8523409990	Other optical media, recorded	3.718	10.933	79.059	1.016.123
8523511000	Solid-state non-volatile storage devices suitable for computer use, unrecorded	2.032	4.666	4.312	161.083
8523513000	Solid-state non-volatile storage devices represent. of instruct,data,sound,images	5	200	283	63.240
8523519010	Solid-state non-volatile storage devices unrecorde	1.372	2.883	318.207	622.742
8523519090	Solid-state non-volatile storage devices recorded	110	245	3.447	10.392
8523520000	Smart cards	187.122	382.724	10.219.148	19.077.018
8523591000	Proximity cards and tags	206	1.596	5.454	65.208
8523592000	Other semiconductor media, suitable for computer use, unrecorded	7.303	10.652	49.821	81.213
8523593000	Other semiconductor media, suitable for reproducing, phenomena not sound/image	4	5	1.731	1.732
8523594000	Oth semiconductor media, suitable repro, represent of instruct,data,sound,image	94	205	9.228.321	9.239.790
8523599010	Other semiconductor media, unrecorded	850	1.129	2.705	4.566
8523599090	Other semiconductor media, recorded	2	6	142	453
8523801000	Oth disc,tapes, solid-state non-volatile storage for computer use, unrecorded	343	2.335	478.063	1.689.006
8523803000	Oth disc,tape,solid-state non-vltl for repro, represent of instruct,data,sound	75.942	268.883	617.926	2.103.643
8523809090	Oth discs,tapes,solid-state non-volatile storage recorded	27	369	758	26.624
8525000010	Transmission apparatus for radio-broadcasting	0	16	0	4.372
8525000020	Transmission apparatus for television	0	25.609	0	1.870.780
8525000090	Other transmission apparatus for other	477	2.755	22.035	220.627
8525600000	Transmission apparatus incorporating reception apparatus	3.526	8.835	44.625	124.996
8525801000	Web cameras	7.237	31.138	44.008	175.817
8525802011	Digital still image video cameras	989	6.368	67.641	344.920
8525802019	Other digital camera	122.289	253.454	4.922.875	9.597.861
8525802020	Video camera recorders	27.347	65.842	1.870.117	4.340.093
8525809000	Television camera	32.169	84.412	484.457	2.143.792
8526101000	Radar app, ground base,/of a kind for incorp in civil aircraft/seagoing vessel	653	881	100.808	108.585
8526109000	Other radar apparatus	84.222	94.760	337.561	539.046
8526911000	Radio navigational aid app, for incorp in civil aircraft/seagoing vessel	1.501	4.651	71.657	721.299
8526919000	Other radio navigational aid apparatus	11.051	16.570	125.755	422.196
8526920000	Radio remote control apparatus	25.651	92.313	512.922	1.470.408
8527131000	Oth app combined with sound, recording or reproducing apparatus, portable	11.064	57.128	51.695	286.288
8527139000	Oth app combined with sound, recording or reproducing apparatus, not portable	90	305	15.376	56.721
8527191900	Reception app capable of plan, manage, monitor electromagnet spect not portable	1.426	2.877	34.048	75.002
8527199100	Oth radio-broadcast receiver can operate without extern source of power, portable	0	275	0	10.010
8527199900	Oth radio-broadcast receiver can operate without ext source of power,not portable	45	291	154	7.707
8527210000	Radio-broadcast receiver, use ext source power combined with sound record app	29.406	72.821	1.603.528	3.025.480
8527290000	Radio-broadcast receivers, not capable of operate without extern source of power	35.822	84.828	1.974.036	4.570.601
8527919000	Oth recept app for radio-broadcast, combi- ned with sound record app. not portable	30.246	78.583	384.958	934.813
8527921000	Oth recept app for radio-broadcast, not combined with sound record app. portable	1.755	5.698	28.084	88.746
8527929000	Oth recept app for radio-broadcast, not combi with sound record app not portable	426	18.429	2.135	30.524
8527999000	Other reception app for radio-broadcast, not portable	9.739	19.916	51.703	111.755
8528411000	Colors cathode-ray tube monitor for used in auto data proc. system, hd 84.71	755.475	1.802.836	641.342	2.562.242
8528412000	B/w of cathode-ray tube monitor for used in auto data proc. system, hd 84.71	29.907	68.430	156.231	281.085
8528491000	Oth color cathode-ray tube monitor used in auto data process system head. 84.71	7.569	20.996	670.591	1.785.406
8528492000	Oth b/w/monoch color cathode-ray tube monitor in auto data proc system,hd 8471	13	47	3.981	9.960
8528511000	Projection type flat panel display unit for auto data process system hd 84.71	299.056	432.322	9.994.993	14.360.425
8528512000	Oth color monitor use in an auto data process system head. 84.71	1.186.398	3.297.292	39.870.710	103.144.631
8528513000	Other b/w/monochrome monitor used in automatic data process system hd 84.71	645	1.458	22.689	62.448
8528591000	Oth colors monitors use in an auto data	5.815	12.267	493.707	953.446
8528592000	Other b/w/monochrome monitors	2.799	5.668	18.533	69.094
8528611000	Flat panel display types used in auto-data processing system head. 84.71	2.462	8.342	152.918	597.694
8528619000	Oth projector for used in an automatic data process system head. 84.71	14.582	27.251	546.745	1.391.037
8528690000	Other projectors	12.343	35.385	76.599	459.703
8528711000	Recept app for TV, not design to incorp video display, with communication funct	204	217	7.190	8.289
8528719000	Other recept. app for TV, not design to incorporation a video display	28.478	57.911	656.527	1.206.950
8528721000	Other color receivers, battery operated	4	84	92	6.803
8528729000	Other color receivers, not battery operated	368.940	1.049.723	9.084.428	23.944.315
8528739000	Other b/w receiver, not battery operated	118	135	6.657	8.060
8529102000	Parabolic aerial reflector dishes for direct broadcast, multi-media system & part	140.637	538.541	574.281	2.748.950
8529103000	Telescopic, rabbit & dipole antennae for television/radio receivers	17.369	137.986	53.881	441.561
8529104000	Aerial filters and separators	11.242	64.829	167.791	664.904
8529106000	Feed horn (wave guide)	1.192	92.557	75.559	436.558
8529109200	Other aerial/reflector with transmission apparatus for radio-broadcasting/tv	2.669	19.814	157.826	954.290
8529109900	Aerials & reflect. s of all kinds not for radio-telephony/radio-telegraphy	12.782	70.365	278.353	1.003.791
8529902000	Parts of decoders suitable for use with the app of headings 85.25 to 85.28.	89.048	174.504	467.619	1.969.097
8529904000	Parts of digital cameras/video camera recorders with app of hd 85.25 to 85.28	616.447	1.340.404	72.355.275	157.423.524
8529905100	Other PCB, assembled for goods of subheading 8525.50/8525.60	0	603	0	263.553
8529905200	Other PCB, assembled for goods of subhd 8527.(13;19;21,29, 91 atau.99)	109.268	408.959	626.263	2.451.157
8529905300	Other PCB, assembled for flat panel display of heading 85.28	4.530	16.840	76.538	360.037
8529905400	Other PCB, assembled for TV receivers of heading 85.28	50.379	163.170	600.986	1.785.722
8529905900	Other PCB	193.924	675.336	7.101.573	11.136.663
8529909100	Parts of TV receivers suitable for with the apparatus of hd 85.25 to 85.28	2.690.008	6.055.597	23.700.111	49.096.871
8529909400	Parts of flat panel display for use with the apparatus of hd 85.25 to 85.28	43.084	100.080	197.749	674.981
8529909900	Other parts suitable for use with the apparatus of hd 85.25 to 85.28	388.520	1.161.491	9.589.346	24.657.131
8530100000	Elect. signall, safety/traffic control equip for railways/tramways	95	682	3.773	95.684

I.3. IMPOR MENURUT KOMODITI / IMPORT BY HS COMMODITY
***** MARET / MARCH 2010 *****

HS	Uraian Komoditi Commodity Description	Berat Bersih / Net Weight (Kg)		Nilai / Value C.I.F (US\$)	
		Bulan ini Current Month	Kumulatif Cum.Jan. to date	Bulan ini Current Month	Kumulatif Cum.Jan. to date
8530800000	Elect. signall, safety/traffic controlequip for road,inland waterway,park fasc	30.980	44.473	539.319	700.819
8530900000	Part of electrical signall, safety/traffic control equipment	4.548	19.373	103.167	372.557
8531101000	Burglar alarms	199	5.491	26.362	50.738
8531102000	Fire alarms	227.078	241.747	2.310.594	2.660.349
8531103000	Smoke alarms	5.886	11.181	51.995	96.357
8531109000	Other alarms and similar apparatus	56.918	283.697	1.145.996	3.213.507
8531200000	Indicator panel incorp liquid crystaldevices (lcd)/light emitting diode (led)	208.371	516.052	10.227.009	22.916.464
8531801100	Door bells, buzzers and dings	14.942	23.525	38.673	129.323
8531801900	Other electric bells	2.106	5.452	239.932	445.441
8531802000	Flat panel displays(including electroluminescence, plasma and other technolog	427	135.578	12.286	4.093.609
8531809010	Telegraphic apparatus for ships enginerooms	0	451	0	28.340
8531809090	Other electric sound/visual signallingapparatus	10.233	42.819	187.180	622.869
8531901000	Parts incl, printed circuit assembliesof subheading 8531.20/8531.80.20	1.657	4.382	72.811	112.332
8531902000	Parts of door bells/other door soundsignaling apparatus	21	46	350	7.645
8531909000	Other parts of electric sound/visualsignaling apparatus	16.323	26.894	211.077	546.689
8532100000	Fixed capacitor design for use in 50/60hz circuit, reactive power >0.5 kvar	113.173	416.771	3.909.526	16.657.555
8532210000	Tantalum fixed capacitors	9.314	28.426	446.317	1.602.919
8532220000	Aluminium electrolytic fixed capacitors	190.020	519.302	5.385.966	14.686.811
8532230000	Ceramic dielectric,single layer of fixedcapasitor	24.251	90.957	707.013	3.092.269
8532240000	Ceramic dielectric, multilayer	41.787	101.103	3.243.178	7.411.372
8532250000	Dielectric of paper/plastics of fixedcapasitor	31.865	87.494	410.093	1.072.085
8532290000	Other fixed capasitors	122.062	379.175	2.657.667	10.292.130
8532300000	Variable/adjustable(pre-set)capacitors	15.425	64.170	406.578	898.348
8532900000	Parts of other fixed capasitors	373.036	907.409	12.582.608	30.188.516
8533101000	Fixed carbon resistors, composition/filmtypes surface maunted	36.409	84.564	1.336.823	3.571.796
8533109000	Fixed carbon resistors, composition/filmtypes not surface maunted	57.745	181.472	3.259.494	8.963.214
8533210000	Oth fixed resistors for a power handlingcapacity <= 20w	51.920	151.523	2.067.299	7.312.163
8533290000	Oth fixed resistors for a power handlingcapacity > 20w	45.826	119.408	1.356.307	7.971.136
8533310000	Wirewound variable resistors, rheostats,for a power handling capacity <= 20w	2.001	13.933	14.626	58.132
8533390000	Wirewound variable resistors, rheostats,for a power handling capacity > 20w	7.231	22.601	192.271	591.399
8533400000	Other variable resistors, includingrheostats and potentiometers	23.673	106.796	685.787	2.665.128
8533900000	Parts of lectrical resistors	43.242	142.022	10.373.695	16.564.485
8534001000	Printed circuits, single-sided	110.280	232.798	2.415.729	5.115.650
8534002000	Printed circuits, double-sided	23.188	70.371	1.287.841	3.378.350
8534003000	Printed circuits, multi-layer	26.079	90.806	1.441.851	4.118.902
8534009000	Oth printed circuits	352.613	878.584	22.460.475	54.492.432
8535100000	Fuses for voltage >1000volts	27.278	109.092	496.579	1.982.427
8535211000	Automatic circuit breakers for a volt< 72.5 kv, moulded case type	2.881	10.260	37.627	230.623
8535219000	Automatic circuit breakers for a volt< 72.5 kv, other than moulded case type	66.587	150.761	1.391.638	3.251.552
8535290000	Automatic circuit breakers for a volt>= 72.5 kv, moulded case type	196.590	224.194	979.823	2.061.353
8535301000	Isolating switches, make-&-break switchsuitable for a volt > 1 kv & < 40 kv	2.046	5.291	64.022	132.011
8535302000	Isolating switches, make-&-break switchfor voltage >= 66 kv	5.086	115.287	49.309	1.108.192
8535309000	Isolating switches, make-&-break switchfor voltage >= 40 kv and < 66 kv	74.669	123.298	821.669	1.776.720
8535400000	Lightning arresters, voltage limitersand surge suppressors	44.122	166.574	273.752	960.815
8535901000	Bushing and tap changer assemblies forelectricity distrib/power transformers	52.632	166.555	2.116.035	4.426.479
8535909000	Oth elect app. for switch/protoc. electcircuits,for make connect elect circuits	246.118	922.638	3.873.513	8.966.772
8536101000	Thermal fuses; glass type fuses forvoltage <= 1000volts	18.124	265.743	658.783	2.308.140
8536109000	Other fuses for voltage <= 1000 volts	400.425	1.437.654	1.272.589	5.023.638
8536201000	Automatic circuit breakers mouldedcase type for voltage <=1000volts	5.451	8.334	72.897	185.879
8536202000	Auto-circuit breaker for incorp intoelec-thermic for voltage <=1000volts	0	1.222	0	3.586
8536209000	Other automatic circuit breakersfor voltage <=1000volts	9.413	75.201	131.169	732.744
8536300000	Oth apparatus for protecting electricalcircuits	122.865	420.227	2.200.419	10.390.610
8536410000	Relay for a voltage <= 60 voltscircuits	79.109	214.855	1.658.606	4.710.726
8536490000	Relay for a voltage > 60 volts and<= 1000 volts	93.337	286.033	2.964.265	7.042.159
8536502000	Over current, residual current automaticswitches for voltage <= 1000 volts	15.850	33.692	182.628	396.242
8536503100	High inrush switch, commutator for stoveranges, microphone switch, domestic use	8.060	21.457	94.960	196.042
8536503900	High inrush switch, commutator for stoverange,microphone switch,not domestic us	246.051	549.057	1.913.443	4.262.009
8536504000	Miniature switches for rice cooker/oventoasters	3	104	72	472
8536505000	Electronic ACswitch consist of opticalcouple input,output circuits,elect switc	24.321	74.006	530.003	1.716.733
8536506100	Make, break switches for domestic usewith rated current carry cap < 16 amps	52	3.184	3.497	44.877
8536506900	Make, break switch not for domestic usewith rated current carry cap < 16 amps	5.915	20.857	147.840	276.409
8536509100	Starters for elect motor,fuses,switch,fuse, suitable for use in electric fans	17.160	54.882	456.037	1.477.525
8536509910	Smoke switches	2.378	6.638	224.247	346.439
8536509990	Oth electronic ACswitches for voltage< 1000 v & acurrent <= 11 amps	259.243	853.234	5.448.037	14.635.375
8536611000	Lamp-holders of a kind for compact lampor halogen lamps	2.339	5.627	4.974	14.882
8536619000	Lamp-holders oth than compact lamps/halogen lamps	94.041	440.262	233.633	1.003.417
8536691100	Telephone plugs for domestic use, ratecurrent carrying capacity < 16 amps	7.653	33.111	389.887	968.122
8536691900	Telephone plugs not for domestic use,rate current carrying capacity < 16 amps	20.602	75.982	179.203	989.248
8536692100	Av sockets,cathode ray tube sockets fortv,radio receiv, cap<16amp,domestic use	0	369	0	5.791
8536692900	Av sockets,cathode ray tube sockets fortv,radio recv, cap<16amp,not domestic use	10.257	31.865	156.008	390.107
8536693100	Sockets,plug for co-axial cable,printedcircts, domestic use, radio equip,<16amps	1.436	3.530	15.134	65.249
8536693900	Sockets,plug for co-axial cable,printedcircts,not domest use,radio equip,<16amp	15.744	105.864	1.288.339	2.427.188
8536699100	Other plug and sockets, domestic use,radio equip., acapacity < 16 amps	767	44.325	17.109	409.079
8536699900	Other plug & sockets, not domestic use,radio equip., acapacity < 16 amps	41.186	159.688	587.261	2.322.529
8536700000	Connectors for optical fibres, opticalfibres bundles/cables	30.271	192.368	439.545	2.091.780
8536901100	Connection, contact elements for wiresand cables; wafer probers	68.568	202.172	1.002.290	4.200.159
8536901900	Other connection, contact elements forwires and cables; wafer probers	165.142	499.045	4.555.796	15.267.998
8536902100	Junction boxes for domestic use, cap. <16 amps, for use elect fan/radio	42.871	130.199	343.548	1.886.427

I.3. IMPOR MENURUT KOMODITI / IMPORT BY HS COMMODITY
***** MARET / MARCH 2010 *****

HS	Uraian Komoditi Commodity Description	Berat Bersih / Net Weight (Kg)		Nilai / Value C.I.F (US\$)	
		Bulan ini Current Month	Kumulatif Cum.Jan. to date	Bulan ini Current Month	Kumulatif Cum.Jan. to date
8536902900	Junction boxes not for domestic use,cap. <16 amps, for use elect fan/radio	208.921	602.215	4.052.904	13.745.793
8536903100	Cable connectors consist of a jack plug,domestic use,<16amp, for elect fan/radio	60.478	131.730	695.963	1.444.647
8536903900	Cable connectors consist of a jack plug,not domestic,<16amp, for elect fan/radio	347.891	1.083.344	8.635.496	24.689.911
8536909100	Oth cable connect consist of jack plug,cap. <16 amps, for use elect fan/radio	15.797	33.317	168.809	529.625
8536909910	Connector & socket cable for ic,printedcircuit	44.891	211.806	1.762.932	5.448.852
8536909990	Other connector and socket cable	382.680	1.424.370	8.495.922	32.733.778
8537101000	Switchboards&control panels for voltage<= 1000 volt	23.798	137.170	599.354	4.456.689
8537102000	Distribution boards for use with goodsof hd.84.71,85.17,85.25 < 1000 volt	20.008	41.594	138.856	1.430.267
8537103000	Programmable logic controllers for auto-mach for trans. for voltage <=1000volt	14.094	56.041	99.491	625.795
8537109000	Oth board for elect control for voltage<= 1000volt	1.011.611	7.617.689	12.440.233	54.117.418
8537201100	Switchboards incorp. elect instrum forbreak, connect/protect elect circit>66 kv	21	5.178	333	201.708
8537201900	Switchboards incorp. elect instrum forbreak,connect/protec e-circt<1000v&>66kv	221.042	495.080	3.194.786	9.188.656
8537202100	Control panel incorp. elect instrum forbreak,connect/protect e-circuit > 66 kv	20.157	34.721	369.431	618.543
8537202900	Other control panels for a voltage>1,000 volts	49.435	237.215	291.787	8.804.725
8537209000	Oth board for electric control fora voltage > 1000 volt	174.187	620.288	1.681.046	8.908.064
8538101100	Parts of programmable logic controllersfor auto mach for trans. for <=1000v	11.850	71.135	107.274	376.247
8538101200	Board,panel,console,desk,cabinets ofuse in radio equipment, voltage <= 1000v	20	125	525	1.772
8538101900	Oth board,panel,console,desk,cabinets ofused in radio equipment, voltage<=1000v	28.388	100.567	990.756	1.759.398
8538102100	Parts of goods of subhd 8536.50.50,8536.69.30,8536.90.10 for voltage<=1000v	1.897	4.519	71.608	151.503
8538102900	Board,panel,console,desk,cabinets ofused in radio equip, voltage>1000 v	62.700	179.480	725.987	3.175.361
8538901100	Oth board,panel,console,desk,cabinetsconnect for wires, wafer prober<=1000 v	50.760	155.655	1.248.652	3.313.921
8538901200	Parts of goods of subhd 8536.50.50,8536.69.30,8536.90.10 for voltage<=1000v	10.513	99.404	392.889	1.554.006
8538901300	Parts of goods of subheading8537.10.20 for voltage <=1000 volt	656	2.959	32.505	118.244
8538901900	Other parts of boards,panels consoles,for voltage <=1000 volt	98.379	305.267	694.961	2.295.263
8538902100	Parts/printed circuit ass. of telephoneplug connec for wires,wafer prober>1000v	7.093	22.317	111.033	318.687
8538902900	Other parts of boards,panels consoles,for voltage > 1000 volt	500.231	1.218.759	24.498.685	45.464.571
8539101000	Sealed beam lamp units for motorvehicles of chapter 87	55.190	199.063	504.541	1.303.963
8539109000	Other sealed beam lamp units	9.036	33.275	221.092	416.261
8539212000	Tungsten halogen for used in medicalequipment	250	261	11.891	14.555
8539213000	Tungsten halogen for used for vehicles	32.169	140.639	548.720	1.492.276
8539214000	Other reflector lamp bulbs of tungstenhalogen	1.004	4.790	4.785	27.945
8539219000	Oth tungsten halogen	16.796	61.982	321.292	987.413
8539222000	Other filament lamps, infra red, power<200 & voltage>100v in medical equip	0	120	0	2.294
8539223000	Other reflector lamp bulbs of a power<=200w & for voltage > 100 volt	781	1.355	11.735	18.787
8539229000	Other filament lamps, infra red, power<=200 w& voltage>100v	16.682	111.800	84.273	426.137
8539291000	Other filament lamps, excluding uvor infra-red lamps, in medical equipment	134	359	8.717	17.353
8539292000	Other filament lamps, excluding uvor infra-red lamps, for motor vehicles	65.477	202.052	1.785.113	4.558.566
8539293000	Other reflector lamp bulbs	13.815	34.276	117.723	252.871
8539294000	Flashlight bulbs; miniature indicatorbulbs, rated up to 2.25 v	3.216	25.493	45.038	193.390
8539295000	Other filament lamps, capacity > 200w &<=300w, voltage>100volts	235	2.108	3.692	31.243
8539296000	Other filament lamps, capacity < 200w &<=300w, voltage <= 100volts	1.778	3.696	227.956	267.425
8539299000	Other filament lamps, excl ultra-violetor infra-red lamps	92.363	430.457	588.183	2.325.410
8539311000	Tubes for compact fluorescent lamps	37.855	150.411	193.935	548.128
8539319010	Tube lamps	30.909	115.094	173.438	623.810
8539319020	Compact fluorescent lamps	479	4.450	9.527	96.799
8539319090	Other fluorescent, hot cathode	1.232.628	3.560.008	13.633.030	32.744.313
8539320000	Mercury/sodium vapour lamps; metalhalide lamps	18.836	45.870	380.930	842.638
8539391000	Tubes for compact fluorescent lamps,cold cathode types	18.448	102.829	49.977	286.148
8539392000	Discharge lamps for decorative andpublicity purposes	1.772	2.289	801	2.891
8539393000	Other fluorescent cold cathode types	1.053	3.283	3.968	12.383
8539394000	Electric lamps for mtr vehicle/cycles	31.178	82.913	395.261	1.078.763
8539399000	Discharge lamps, other than uv lamps	15.021	83.300	210.863	688.281
8539410000	Arc lamps	23	841	2.322	16.105
8539490000	Ultra-violet/infra-red lamps	23.471	43.319	334.413	567.829
8539901000	Part of alumi end caps for fluorescentlamps alum. screw caps for incand lamps	125.544	613.267	456.392	2.407.672
8539902000	Oth parts,for lamps of vehicles of allkinds	9.393	20.788	14.043	82.371
8539909000	Oth part of elect filament/dischargelamps including sealed beam lamp unit	212.926	853.579	3.201.756	8.885.510
8540110000	Color cathode-ray television picturetube incl video monitor cathode-ray tube	3.328.740	7.572.533	5.764.416	13.463.780
8540120000	B/w cathode-ray TV picture tubes,incl video monitor cathode-ray tubes	0	70	0	8.955
8540200000	Tv camera tubes; image converters andintensifiers; other photo-cathode tubes	29.399	49.064	120.494	251.492
8540401000	Data/graphic display tubes color foruse with articles of heading 85.25	1.160	3.625	170.583	291.357
8540409000	Data/graphic display tube color not foruse with articles of heading 85.25	40	10.403	6.091	27.052
8540500000	Data/graphic display tubes, black andwhite/other monochrome	2.994	5.600	38.493	71.979
8540600000	Other cathode-ray tubes	0	158	0	20.635
8540710000	Magnetrons of microwave tubes	96	193	1.204	3.694
8540790000	Travelling wave tube, carcinotrons exclgrid-controlled tubes of microwave tubes	14	419	6.197	10.013
8540810000	Receiver/amplifier valves and tubes	97	254	870	63.095
8540890000	Other valves and tubes	3.914	5.195	90.955	113.434
8540910000	Parts of cathode-ray tubes	309.470	931.165	2.605.338	7.726.594
8540999000	Other parts of thermionic, cold cathodeor photo cathode valves and tubes	4	146	833	9.579
8541100000	Diodes, other than photosensitive/lightemitting diodes	116.107	350.215	13.738.916	38.655.241
8541210000	Transistor with a dissipation rateof < 1 w	10.950	33.203	858.857	2.357.208
8541290000	Transistor with a dissipation rateof >= 1 w	166.607	409.372	4.870.502	15.399.946
8541300000	Thyristors,diacs and triacs, other thanphotosesintive devices	10.226	31.120	2.192.575	4.648.754
8541401000	Light emitting diodes	18.072	49.611	2.089.269	4.285.563
8541402000	Photocells, including photodiodes/photo-transistors	17.820	23.845	506.723	769.995
8541409000	Oth photosensitive semiconductor device,including photovoltaic cells	44.932	130.113	5.847.613	18.507.157
8541500000	Other semiconductor devices	12.787	68.378	856.495	3.058.693

I.3. IMPOR MENURUT KOMODITI / IMPORT BY HS COMMODITY
***** MARET / MARCH 2010 *****

HS	Uraian Komoditi Commodity Description	Berat Bersih / Net Weight (Kg)		Nilai / Value C.I.F (US\$)	
		Bulan ini Current Month	Kumulatif Cum.Jan. to date	Bulan ini Current Month	Kumulatif Cum.Jan. to date
8541600000	Mounted piezo-electric crystals	14.385	34.819	939.670	2.267.986
8541900000	Parts of diodes,transistors & similarsemiconductor devices	30.379	65.370	2.966.497	5.983.495
8542310000	Processors,controller, converter, logiccircuit, amplifier, clock timing circuit	158.797	506.682	21.861.621	70.495.658
8542320000	Memories of elect integrated circuits	27.614	69.820	3.924.898	10.531.998
8542330000	Amplifiers of elect integrated circuits	22.956	78.533	262.246	1.489.625
8542390000	Other electronic integrated circuits	206.471	649.130	54.081.576	168.220.769
8542900000	Parts of electronic integrated circuits	213.011	676.964	10.254.535	38.787.553
8543100000	Particle accelerators	1.455	4.875	114.633	284.155
8543200000	Signal generators	31.968	32.642	273.668	349.095
8543302000	Wet processing equip. for the applic.by immersion of chemical/elec.chemical	120	2.897	5.214	57.227
8543309000	Oth machines & app for electroplating,electrolysis/electrophoresis	7.702	85.866	1.321.863	2.425.309
8543701000	Electric fence energisers	8	35.314	1.900	166.605
8543702000	Remote control apparatus, other thanradio remote control apparatus	46.275	234.322	282.239	1.256.306
8543703000	Electrical machines with translationor dictionary functions	2.650	11.021	405.812	1.304.719
8543704000	Equip for the removal of dust particlesor elimination of electrostatic charge	946	4.098	15.660	249.119
8543705000	Integrated receiver/decoder ird fordirect broadcast multimedia systems	51.103	265.779	165.636	1.356.572
8543709010	Electrical mine detonators	1.677	13.439	12.720	113.040
8543709090	Other electrical detonators	149.467	593.008	1.134.368	3.634.150
8543901000	Parts of goods of subheading 8543.10/8543.20	224	1.041	8.395	29.350
8543902000	Parts of goods of subheading 8543.30.20	13.248	29.241	21.089	57.103
8543904000	Parts of goods of subheading 8543.70.40	263	1.222	148.462	617.633
8543905000	Parts of goods of subheading 8543.70.50	64	5.435	165	37.130
8543909000	Other parts of goods of heading 8543	278.416	615.569	3.141.649	8.732.893
8544110010	Winding wire of copper, laquered/enamelled	497.591	1.146.465	4.285.647	10.223.302
8544110020	Winding wire of copper, cover with papertextile material/PVC	142.092	305.812	1.099.374	2.613.404
8544110030	Winding wire of copper, laquer/enamelled& cover with paper, textile material/PVC	76.335	242.624	1.073.409	2.452.085
8544110040	Winding wire of copper, rect cross-sect.and without connectors	71.356	178.181	594.733	1.479.755
8544110090	Other winding wire of copper	337.080	1.054.957	4.114.791	10.073.767
8544191000	Winding wire not of copper, laquered/enamelled	127	11.475	33.431	157.953
8544192000	Winding wire not of copperof manganese resistance wire	6.610	13.161	28.428	64.672
8544199000	Other winding wire not of copper	159.822	541.479	1.676.200	10.005.390
8544201000	Insulated cables fitted with connectors,for a voltage <=66.000volts	265.798	899.512	2.505.269	7.316.520
8544202000	Insulated cable not fitted withconnector for a voltage <=66.000volts	628.023	2.133.712	2.564.791	9.153.120
8544203000	Insulated cables fitted with connectorsfor a voltage >66.000volts	2.080	15.333	6.062	53.051
8544204000	Insulated cables not fitted withconnectors for a voltage >66.000volts	553.684	1.032.177	4.365.790	6.873.167
8544301000	Wiring harnesses for motor vehicles	91.347	248.792	1.519.415	3.954.105
8544309000	Oth ignition wiring sets,oth wiring setfor used in vehicles, aircraft/ships	910.725	2.536.570	7.969.021	22.823.769
8544421100	Telephone, telegraph, radio relay cables submarine, for communication, <= 80 v	12.714	50.811	104.527	365.668
8544421900	Other fitted with connectors for telecom-munication, voltage <= 80 v	33.753	737.568	1.216.809	2.992.583
8544422000	Fitted with connectors for telecom-munication voltage > 80 v & <= 1000 v	24.409	84.180	252.452	499.152
8544423000	Battery cables for voltage <= 1000 v	3.521	9.300	34.199	94.732
8544429000	Oth fitted with connector, for voltage<= 1000 volts	257.887	628.976	3.693.880	6.981.093
8544491100	Telephone,telegraph,radio relay cables submarine, not for communication, <=80 v	24.859	106.642	288.699	1.223.282
8544491900	Other fitted with connectors not for telmunication, voltage <= 80 v	110.774	206.001	1.128.595	1.886.396
8544492100	Shielded wire for mfact.of auto-wiringharnesses, not for communication, <=80 v	380.410	936.764	2.477.025	9.132.485
8544492900	Oth fitted with connectors, <= 80 v,not for used for telecommunications	255.243	941.523	1.292.444	6.145.234
8544493100	Telephone,telegraph,radio relay cables submarine, for communic., >80v & <=1000v	292	1.585	1.799	41.450
8544493900	Oth fitted with connectors for telecommunication, voltage > 80 v and < 1000 v	16.085	235.716	236.963	1.999.536
8544494000	Other fitted with connectors, > 80 v & <= 1000 v of a kind not used for telecom	148.052	302.009	1.214.336	3.040.741
8544601000	Other electric conductors, volt > 1 kvand <= 36 kv	134.410	367.812	1.383.294	3.411.689
8544602100	Plastic insulated elec.cable havingcross sec<=400mm for 36kv<volt<=66kv	10.820	36.948	50.006	235.380
8544602900	Plastic insulated elec.cable havingcross sec>400mm for 36kv<volt<=66kv	303.912	1.474.047	1.253.445	6.180.606
8544603000	Other electric conductors, for a voltage> 66 kv	722.639	889.574	3.634.668	4.819.757
8544701000	Optical fibre cables teleph,telegraph,radio relay cables,submarine	115.780	126.904	705.462	795.223
8544709000	Other optical fibre cables	211.051	408.519	2.021.362	3.271.455
8545110000	Electroda of a kind used for furnaces	883.319	1.888.644	3.419.022	7.540.438
8545190000	Electroda of a kind used not for furnace	20.243	117.423	217.410	1.172.305
8545200000	Carbon brushes for electrical purpose	43.244	132.129	839.472	2.467.292
8545900010	Battery carbons	167.388	403.487	442.372	1.020.569
8545900090	Lamp carbon, oth articles of graphite/oth carbon, with/without metal	15.699	62.696	556.610	1.558.090
8546100000	Electrical insulators of any material ofglass	59.996	619.137	153.886	1.458.110
8546200010	Ceramic bushing for tranformator	62.478	194.739	345.777	1.261.121
8546200090	Oth elect insulators of any material ofceramics	644.880	1.586.665	1.020.844	2.293.889
8546900000	Oth elect insulators not of glass andof ceramics	122.625	292.912	1.000.998	2.264.136
8547100000	Insulating fitting of ceramics	38.539	119.044	774.892	1.870.918
8547200000	Insulating fitting of plastics	83.520	279.719	611.356	4.265.724
8547901000	Elect conduit, joints therefor, of basemetal lined with insulating materials	20.848	61.281	264.828	648.608
8547909000	Oth insulating fittings for elect mach,appliances/equipment, being fittings	94.356	345.635	555.838	3.387.169
8548101100	Lead acid scrap of primary cells/battery/elect accumulators used in aircraft	0	334	0	2.699
8548101900	Other lead acid scrap storage batteries,drain/undrained	0	1.682	0	29.064
8548102900	Other waste and scrap containing mainlyiron	0	14	0	311
8548109000	Other waste, scrap of primary cells,primary	90.657	193.813	6.769.972	17.834.870
8548901000	Image sensors contact type copmrisinga photo-conductive sensor element	19.076	47.723	1.102.007	2.473.775
8548902000	Printed circuit assemblies incl suchassemblies for external connections	74.379	182.100	12.057.682	20.203.731
8548909000	Other electrical parts of mach and app, nes	183.877	405.747	3.959.628	7.629.089
8601100000	Rail locomotives powered from anexternal source of electricity	0	70	0	1.040
8602100000	Diesel-electric locomotives	0	367	0	3.894
8602900000	Locomotive tenders	0	19	0	41

I.3. IMPOR MENURUT KOMODITI / IMPORT BY HS COMMODITY
***** MARET / MARCH 2010 *****

HS	Uraian Komoditi Commodity Description	Berat Bersih / Net Weight (Kg)		Nilai / Value C.I.F (US\$)	
		Bulan ini Current Month	Kumulatif Cum.Jan. to date	Bulan ini Current Month	Kumulatif Cum.Jan. to date
8603100000	Self-propelled railway, tramway coach, vantruck powered from ext. source of elect	1.173	1.173	18.097	18.097
8604000000	Railway/tramway maintenance/servicevehicles, whether/not self-propelled	0	513	0	1.220
8605000000	Railway/tramway passenger coach, not selfpropelled, luggage van, post office coach	0	1.000	0	800
8606990000	Railway/tramway goods vans&wagon notself prope open, removable height > 60cm	0	31	0	1.806
8607110000	Driving bogies and bissel-bogies	9	867	343	24.788
8607120000	Other bogies and bissel-bogies	0	12.867	0	146.838
8607190000	Oth, including parts axles & wheels	800.093	1.946.615	3.218.904	8.685.183
8607210000	Air brakes and parts thereof	12.033	14.079	641.647	687.375
8607290000	Brakes and parts thereof other than airbrakes	80.229	140.271	163.794	417.014
8607300000	Hooks & oth coupling devices, buffers, and parts thereof	752	16.665	4.596	122.858
8607990000	Other part of troling stone	34.075	72.439	1.335.555	2.670.295
8608002000	Electromechanic equip of railway/tramwaytrack fixtures, fiiting, mechanic signal	339	12.199	16.139	443.805
8608009000	Non-electromech equip of railway/tramwaytrack fixtures, fiiting, mechanic signal	2.083	3.848	3.542	67.005
8609001000	Containers of metal design & equip forcarriage by one/more modes of transport	44.289	154.906	795.974	950.965
8609009000	Other containers design & equip forcarriage by one/more modes of transport	220.733	305.369	3.617.866	3.812.884
8701101100	Pedestrian controlled tractors, power<=22.5 kw for agricultural use	8.849	42.059	47.247	236.779
8701101900	Pedestrian controlled tractors, power<=22.5 kw oth than for agricultural use	8.979	9.213	32.595	34.849
8701209000	Road tractors for semi-trailers, not ckd	288.782	2.708.202	1.481.670	11.825.017
8701301000	Track-laying tractors of a cylinder cap<= 1100 cc	5.392	158.545	16.128	1.825.655
8701302000	Track-laying tractors of a cylinder cap> 1100 cc	70.587	153.385	108.540	901.292
8701901100	Agriculture tractors of a cylinder cap<= 1100 cc	32.116	103.884	115.309	529.641
8701901900	Agriculture tractors of a cylinder cap<= 1100 cc	150.975	1.021.212	1.010.347	6.230.354
8701909100	Other tractors of a cylinder capacity<= 1100 cc	585	12.585	2.000	12.400
8701909900	Other tractors of a cylinder capacity> 1100 cc	32.878	156.577	230.478	1.214.664
8702101100	Motor vehicles for the transport >=10 p, a gross vehicle weight < 6 t, ckd, diesel	0	37.535	0	94.026
8702102100	Motor vehicles for the transport >=10 p, vehicle weight < 6 t, not ckd, diesel	215.300	348.620	2.487.830	4.136.555
8702102200	Motor vehicles for the transport >=10 p, vhcl weight >=6t & <18t, not ckd, diesel	4.890	4.890	42.750	42.750
8703101000	Golf cars, including golf buggies	5.341	5.341	36.442	36.442
8703211000	Go-karts, cylinder capacity <= 1,000 cc internal combust recipro piston engine	848	3.382	2.320	8.699
8703212990	Other motor cars, <= 1,000 cc, not ckd internal combust recipro piston engine	842	328.299	11.195	2.147.540
8703221110	Sedan/station wagons, 1,000-1500 cc, ckd internal combust recipro piston engine	0	105.716	0	435.240
8703221190	Other motor cars, 1,000-1500 cc, ckd internal combust recipro piston engine	311.270	472.156	1.059.807	1.745.484
8703221910	Sedan/station wagon, 1,000-1500cc, not ckd internal combust recipro piston engine	1.893.830	4.138.507	17.332.315	39.155.915
8703221990	Oth motor cars, 1,000-1500 cc, not ckd internal combust recipro piston engine	3.178.213	7.197.826	29.923.783	67.046.603
8703234290	Other motor cars, 1800-2000 cc, ckd internal combust recipro piston engine	610.298	1.680.849	4.167.186	11.465.136
8703234310	Sedan/station wagons, 2000-2500 cc, ckd internal combust recipro piston engine	0	1.640	0	48.700
8703234390	Other motor cars, 2000-2500 cc, ckd internal combust recipro piston engine	292.514	1.022.193	2.356.066	8.044.116
8703235110	Sedan/station wagons, 1500-1800 cc, not internal combust recipro piston engine	1.104.162	2.380.445	10.242.262	23.898.845
8703235190	Other motor cars, 1500-1800 cc, not ckd internal combust recipro piston engine	362.013	1.830.233	2.394.556	9.098.158
8703235210	Sedan/station wagons, 1800-2000 cc, not internal combust recipro piston engine	106.524	350.668	1.400.405	4.537.876
8703235291	Oth motor car, 1800-2000 cc, (4x2) system, not ckd, int combust recipro pist engine	8.270	30.252	140.486	368.186
8703235292	Oth motor car, 1800-2000 cc, (4x4) system, not ckd, int combust recipro pist engine	1.400	16.489	23.600	263.220
8703235310	Sedan/station wagon, 2000-2500cc, not ckd internal combust recipro piston engine	1.218.909	2.483.778	15.646.315	32.608.108
8703235391	Oth motor car, 2000-2500cc, (4x2) system, not ckd, int combust recipro pist engine	1.827.179	4.059.582	21.963.384	47.799.232
8703235392	Oth motor car, 2000-2500cc, (4x4) system, not ckd, int combust recipro pist engine	2.911	13.681	54.235	231.489
8703235410	Sedan/station wagon, 2500-3000cc, not ckd internal combust recipro piston engine	221.775	470.768	4.004.592	8.260.651
8703235491	Oth motor car, 2500-3000cc, (4x2) system, not ckd, int combust recipro pist engine	1.134	1.134	33.350	33.350
8703235492	Oth motor car, 2500-3000cc, (4x4) system, not ckd, int combust recipro pist engine	212.784	348.904	3.093.244	4.807.791
8703239420	Oth vehicle, 2500-3000 cc, (4x4) system, not ckd, int combust recipro pist engine	0	2.103	0	23.530
8703245010	Sedan/station wagons, > 3000 cc, not ckd internal combust recipro piston engine	338.424	621.920	8.391.584	14.662.659
8703245091	Oth motor cars, > 3000 cc, (4x2) system, not ckd, int combust recipro pist engine	62.905	108.915	958.697	1.676.093
8703245092	Oth motor cars, > 3000 cc, (4x4) system, not ckd, int combust recipro pist engine	547.271	1.192.964	9.219.910	16.836.738
8703249000	Other vehicle, > 3000 cc, not ckd internal combust recipro piston engine	2.145	8.004	35.200	194.750
8703319000	Other vehicles, <= 1500 cc, not ckd, diesel	0	1.050	0	17.280
8703325100	Sedan/station wagon, 1500-2000cc, not ckd, diesel	440.004	1.157.069	4.023.585	10.298.420
8703325900	Other motor cars, 1500-2000 cc, not ckd, diesel	1.216.260	4.623.707	11.576.864	44.518.388
8703326900	Oth vehicles, 2000-2500 cc, ckd, diesel	426.485	426.485	2.873.683	2.873.683
8703329900	Other vehicles, 2000-2500 cc, not ckd, diesel	147.598	158.314	1.191.228	1.276.824
8703335100	Other motor cars, 2500-3000 cc, not ckd, diesel	9.900	23.934	145.934	304.452
8703335200	Other motor cars, > 3000 cc, not ckd, diesel	56.314	106.742	627.908	1.163.714
8703339000	Other vehicles, > 2500 cc, not ckd, diesel	2.051	3.867	26.500	53.000
8703904300	Other motor car, 2000-2500 cc, ckd	0	253.786	0	1.547.969
8704102100	Damper designed for off highway, >24 t, ckd	659.368	1.069.793	6.691.153	11.471.058
8704102200	Damper designed for off highway, > 24 t not ckd	4.937.236	12.399.506	50.263.092	131.944.652
8704211900	Other vans, <= 5 t, ckd, diesel	5.919	10.654	26.334	47.401
8704212900	Other vans, <= 5 t, not ckd, diesel	2.444.189	7.438.000	21.379.001	63.376.568
8704221900	Other vans, 5-6 t, ckd, diesel	294.498	875.972	6.426.000	19.278.000
8704222911	Other vans, 6-10 t, ckd, diesel	729.444	729.444	4.749.228	4.749.228
8704222919	Other vans, 6-10 t, not ckd, diesel	11.350	11.350	85.885	85.885
8704224900	Other vans, 10-20 t, not ckd, diesel	0	10.560	0	243.220
8704233900	Other vans, > 24 t, ckd, diesel	78.080	207.910	215.360	575.492
8704234100	Refrigerated vans, > 24 t, not ckd, diesel	8.500	8.500	15.712	15.712
8704234300	Tanker vehicles, > 24 t, not ckd, diesel	67.164	67.164	121.409	121.409
8704234900	Other vans, > 24 t, not ckd, diesel	564.685	2.096.899	1.793.565	10.366.180
8704312900	Other vans, <= 5 t, not ckd, internal combustion piston engine	1.076.759	2.902.599	6.741.228	17.635.927
8704901000	Motor vehicles for the transport of good, ckd	0	227.040	0	2.920.000
8704909000	Motor vehicles for the transport of good, not ckd	0	39.000	0	17.425
8705100000	Crane lorries	152.004	490.630	506.000	2.034.408

I.3. IMPOR MENURUT KOMODITI / IMPORT BY HS COMMODITY
***** MARET / MARCH 2010 *****

HS	Uraian Komoditi Commodity Description	Berat Bersih / Net Weight (Kg)		Nilai / Value C.I.F (US\$)	
		Bulan ini Current Month	Kumulatif Cum.Jan. to date	Bulan ini Current Month	Kumulatif Cum.Jan. to date
8705200000	Mobile drilling derricks	60.000	76.835	438.635	565.231
8705300000	Fire fighting vehicles	9.750	9.750	119.373	119.373
8705400000	Concrete-mixer lorries	52.891	308.116	656.873	2.138.227
8705905000	Street clean vchcl, incl cesspit emptiermobile clinic; spray lorries of all kinds	0	2.246	0	41.185
8705909000	Other special purpose motor vehicles	25.037	384.574	799.676	7.465.654
8706001100	Chasis fitted with engines for agri.tractors of subhd 8701.10/8701.90	4	1.998	152	38.140
8706001900	Oth chasis fitted with engines for vchclsof heading 8701	0	42	0	671
8706002000	Chasis fitted with engines for vehiclesof heading 8702	0	13.600	0	25.126
8706005000	Chasis fitted with engines for vehiclesof heading 8705	0	50.277	0	82.668
8707100000	Bodies for the vehicles of heading 8703	47.641	102.502	274.054	558.434
8707901000	Bodies for the vehicles of heading 8701	0	3.948	0	25.442
8707909000	Bodies for the vehicles of heading 8702,8704	16.430	93.838	196.100	803.946
8708101000	Bumper & parts for vehicles heading 8702; 8703; 8704; 8705	3.533	142.975	24.677	1.543.323
8708109000	Bumper & parts for vehicles heading 8702;8703;8704; 8705	227.982	558.435	2.170.572	5.506.081
8708211000	Safety seat belt for vehicles 8701	14	415	829	5.513
8708219000	Safety seat belt for vehicles 8702; 8703; 8704; 8705	90.430	226.012	564.861	1.618.639
8708291100	Component of door trim assembly for hd8701	1.094	2.150	26.234	54.803
8708291200	Component of door trim assembly for hd8703	46.221	144.213	652.317	1.894.441
8708291300	Component of door trim assembly for hd8705/subheading 8704.10	38.287	113.606	310.698	826.892
8708291900	Component of door trim assembly for hd8702 & 8704 (exclucing 8704.10)	52.024	151.805	253.972	768.606
8708292000	Parts of safety seat belts of heading8701-8705	113.839	312.425	846.699	2.328.819
8708299100	Oth part, access of bodies for agricul.tractors of subhead 8701.10/8701.90	7.215	25.457	20.353	68.221
8708299200	Oth part, access of bodies for agricul.vehicles of heading 8701	33	395	1.224	10.393
8708299300	Oth part, access of bodies for agricul.of heading 8703	1.128.457	3.350.801	5.265.643	21.727.227
8708299900	Oth part, access of bodies for agricul.of heading 8702; 8704; 8705	498.060	1.258.262	4.134.368	8.930.496
8708301000	Brakes,servo-brakes; parts thereof forvehicles of heading 87.01	14.692	39.368	179.686	537.090
8708302000	Brakes,servo-brakes; parts thereof forvehicles of heading 87.03	268.972	836.941	3.941.721	11.701.029
8708309000	Brakes,servo-brakes; parts thereof forvehicles of heading 8702; 8704; 8705	373.529	1.026.909	2.580.918	7.329.868
8708401100	Gear boxes, unassembled for vehicles ofheading 87.03	304.636	827.202	5.878.659	15.745.849
8708401200	Gear boxes, unassembled for vehicles ofsubheading 8704.10/heading 8705	24.181	25.757	354.182	385.653
8708401900	Gear boxes, unassembled for vehicles ofhead 8701-8702 & 8704 (exc 8704.10)	460.962	1.171.033	4.979.347	12.855.058
8708402100	Gear boxes, assembled for agri tractorsof subheading 8701.10/8701.90	0	1.062	0	378
8708402200	Gear boxes, assembled for oth vehicle ofheading 87.01	86	925	3.804	18.049
8708402300	Gear boxes, assembled for vehicle of hd87.03	213.537	524.170	2.473.498	6.263.683
8708402400	Gear boxes, assembled for vehicle ofsubheading 8704.10/heading 8705	30.261	121.195	61.889	190.961
8708402900	Gear boxes, assembled for vehicles ofheading 8702 & 8704 (exclucing 8704.10)	14.041	36.091	234.219	485.201
8708409000	Parts of gear boxes	80.470	259.618	406.969	1.444.165
8708501100	Drive-axles with differential, unassablfor vehicles of heading 87.03	858.231	2.457.376	6.191.954	22.039.601
8708501200	Drive-axles with differential, unassablfor vchcl of subhead 8704.10/head 8705	194.145	226.824	4.983.951	5.802.514
8708501900	Drive-axles with differential, unassablfor vchcl hd 8701-8702&8704(exlc 8704.10)	225.848	401.227	444.201	1.061.653
8708502100	Drive-axles with differential, assabledfor agri tractor of subhd 870110,870190	161	162	500	596
8708502200	Drive-axles with differential, assabledfor other vehicles of heading 87.01	64.143	99.351	1.256.117	1.869.380
8708502300	Drive-axles with differential, assabledfor vehicles of heading 87.03	207.668	521.156	1.243.775	3.256.251
8708502400	Drive-axles with differential, assabledfor vchcl of subhd 8704.10/hd 87.05	62.091	164.894	565.334	1.918.638
8708502900	Drive-axles with differential, assabledfor vchcl of hd 8702,8704 (exc 8704.10)	288.446	907.259	2.975.714	8.500.885
8708509000	Parts of drive-axles with differential,non-driving, axles	169.569	355.556	824.371	1.762.351
8708701100	Wheel centre discs and caps for agritractors of subheading 8701.10/8701.90	1.987	3.031	6.946	29.082
8708701200	Wheel centre disc & cap for oth vehicleof heading 87.01	35.631	56.000	149.726	194.438
8708701300	Wheel centre disc & cap for oth vehicleof heading 87.03	88.852	544.977	459.248	1.556.957
8708701400	Wheel centre disc & cap for oth vehicleof subheading 8704.10/heading 87.05	88.987	191.446	278.401	680.732
8708701900	Wheel centre disc & cap for oth vehicleof heading 8702 & 8704 (exc 8704.10)	466.559	1.579.853	778.278	2.345.092
8708709100	Other road wheel for agri tractors ofsubheading 8701.10/8701.90	1.531	1.533	13.784	13.881
8708709200	Other road wheel for oth vehicles of hd87.01	0	153	0	843
8708709300	Other road wheel for vehicles of head87.03	13.404	107.803	141.116	500.187
8708709400	Other road wheel for vehicles of subhd8704.10/heading 87.05	4.941	13.914	79.164	173.344
8708709900	Other road wheel for vehicles of head8702 & 8704 (exclucing 8704.10)	458.398	1.120.946	803.870	1.879.985
8708801100	Suspension systems for agri tractors ofsubheading 8701.10/8701.90	1.925	4.468	32.793	85.794
8708801200	Suspension systems for oth vehicles ofheading 87.01	23.119	50.628	321.283	670.467
8708801300	Suspension systems for vehicles of head87.03	68.953	188.803	207.935	540.003
8708801400	Suspension systems for vehicle of sebhd8704.10/heading 87.05	7.168	27.831	100.242	379.666
8708801900	Suspension systems for vehicle of sebhd8702 & 8704 (exclucing 8704.10)	82.444	284.366	422.646	1.060.194
8708809000	Parts of suspension systems (incl shock-absorbers)	195.595	617.056	2.431.496	7.490.499
8708911100	Radiators systems for agri tractors ofsubheading 8701.10/8701.90	0	26.912	0	164.216
8708911200	Radiators for other vehicles of heading87.01	3.930	7.311	74.467	143.390
8708911300	Radiators for vehicles of heading 87.03	32.076	70.639	232.457	532.447
8708911400	Radiators for vehicles of subhd 8704.10or heading 87.05	13.868	36.111	251.704	600.714
8708911900	Radiators for vehicles of heading 87.02,8704 (exclucing 8704.10)	115.933	245.101	810.633	1.837.261
8708919000	Parts of radiator	150.042	428.868	1.801.925	5.321.313
8708921000	Silencers (mufflers),exhaust pipe; partsfor vehicles of heading 87.01	338	820	4.752	14.337
8708922000	Silencers (mufflers),exhaust pipe; partsfor vehicles of heading 87.03	391.833	1.076.802	3.645.989	10.393.074
8708923000	Silencers (mufflers),exhaust pipe; partsfor vchcl of subhd 8704.10/head 87.05	482	1.066	9.389	23.535
8708929000	Silencers (mufflers),exhaust pipe; partsfor vchcl of hd 8702,8704 (exc 8704.10)	130.730	364.901	1.219.577	3.230.688
8708931000	Clutches and parts thereof for agritractors of subhd 8701.10/8701.90	149	3.604	4.122	94.607
8708932000	Clutches, parts thereof for oth vehicleof heading 87.01	2.322	5.666	18.695	50.022
8708933000	Clutches, parts thereof for oth vehicleof heading 87.03	316.662	821.858	3.774.756	9.680.423
8708934000	Clutches, parts thereof for vehicles ofsubheading 8704.10/heading 87.05	11.606	32.852	183.601	419.020
8708939000	Clutches, parts thereof for vehicles ofheading 8702 & 8704 (exclucing 8704.10)	212.556	574.530	1.011.513	2.693.620
8708941000	Steering wheels with airbag assemblies	20.785	63.973	31.372	203.102

I.3. IMPOR MENURUT KOMODITI / IMPORT BY HS COMMODITY
***** MARET / MARCH 2010 *****

HS	Uraian Komoditi Commodity Description	Berat Bersih / Net Weight (Kg)		Nilai / Value C.I.F (US\$)	
		Bulan ini Current Month	Kumulatif Cum.Jan. to date	Bulan ini Current Month	Kumulatif Cum.Jan. to date
8708949100	Oth steering wheels, columns,boxes foragri. tractors of subhd 8701.10,8701.90	4.587	31.429	16.883	103.552
8708949200	Oth steering wheels, columns,boxes forother vehicles of heading 87.01	190	862	8.134	35.237
8708949300	Oth steering wheels, columns,boxes forvehicles of subheading 87.03	550.329	1.435.075	7.514.719	19.381.447
8708949900	Oth steering wheels, columns,boxes forfor vehicles of head 8702, 8704, 8705	59.230	169.004	471.056	1.651.348
8708951000	Safety airbags with inflater system	42.817	168.258	770.263	2.234.752
8708959000	Parts of safety airbags with inflatersystem	1.712	3.565	60.966	204.753
8708991100	Unassembled fuel tank;engine bracket forvehicles of heading 87.01	5.010	149.274	44.857	1.548.795
8708991200	Unassembled fuel tank;engine bracket forvehicles of heading 87.03	103.365	292.322	1.280.439	3.456.505
8708991900	Unassembled fuel tank;engine bracket forvehicles of head 87.02; 87.04; 8705	62.374	167.246	599.185	1.539.718
8708999100	Other parts and accesories for agritractors of subhd 8701.10/8701.90	73.912	253.386	266.272	1.272.473
8708999200	Other parts,acces for other vehicles ofheading 87.01	9.229	11.804	253.044	343.101
8708999300	Other parts,acces for other vehicles ofheading 87.03	4.141.744	10.533.890	30.474.746	82.757.373
8708999900	Other parts,acces for other vehicles ofheading 87.02, 8704, 8705	4.200.488	12.430.974	36.947.445	107.056.759
8709110000	Electrical vehicles	2.992	3.984	15.198	37.048
8709190000	Non elect work truck,self-propelled,notfitted with lift/handl equip,in factory	135.235	187.412	1.643.847	2.317.972
8709900000	Part of work trucks,self-propelled, notfitted with lift/handl equip, in factory	29.681	49.220	96.514	303.595
8710000000	Tanks, other armoured fighting vehicles,motorised, with weapons/not, & parts	61.455	96.455	3.227.365	4.255.365
8711101100	Motorcycle,incl moped,scooters, recipoint combust piston engine < 50 cc, ckd	0	9.897	0	28.750
8711109100	Motorcycle,incl moped,scooters, recipoint combust piston engine <50 cc,not ckd	420	420	5.430	5.430
8711109900	Other motorcycles, recipro int pistonengine < 50 cc, not ckd	0	1	0	88
8711201090	Motocross motorcycles, with recipro intcombust pist engine, 50-250 cc, not ckd	4.844	571.833	105.127	500.113
8711202100	Motorcycles, scooters, with recipro intcombust piston engine, 50 -125 cc, ckd	0	12.493	0	24.920
8711202300	Motorcycles, scooters, with recipro intcombust piston engine, 150 -200 cc, ckd	0	1.031	0	6.300
8711202400	Motorcycles, scooters, with recipro intcombust piston engine, 200 -250 cc, ckd	220	220	5.895	5.895
8711203000	Other motorcycles, recipro int pistonengine, 50 -250 cc, ckd	12.228	12.228	16.467	16.467
8711204100	Motorcycles, scooters, with recipro intcombust piston engine, 50-125 cc,not ckd	23.768	36.837	150.759	271.386
8711204200	Motorcycles, scooters, with recipro intcombust piston engine, 125-150cc,not ckd	32.286	74.952	280.000	811.698
8711204300	Motorcycles, scooters, with recipro intcombust piston engine, 150-200cc,not ckd	374.842	502.075	2.289.705	3.432.978
8711204400	Motorcycles, scooters, with recipro intcombust piston engine, 200-250cc,not ckd	129.586	364.053	2.254.979	6.202.032
8711209000	Other motorcycles, recipro int pistonengine, 50 -250 cc, not ckd	9.163	10.680	51.020	56.132
8711301090	Motocross motorcycles, with recipro intcombust pist engine, 250-500 cc, not ckd	0	5.337	0	9.315
8711401090	Motocross motorcycles, with recipro intcombust pist engine, 500-800 cc, not ckd	300	4.442	5.050	29.750
8711409000	Other motorcycles, recipro int pistonengine, 500 -800 cc, not ckd	872	2.556	16.624	176.234
8711502000	Other motorcycles, recipro int pistonengine, > 800 cc, ckd	0	1	0	831
8711509000	Other motorcycles, recipro int pistonengine, > 800 cc, not ckd	468	6.655	9.850	336.900
8711909000	Other motorcycles, not ckd	2.584	9.937	63.319	286.793
8712001000	Racing bicycles	111	17.610	400	49.517
8712002000	Bicycles designed to be ridden bychildren	1.192.671	2.951.654	770.800	1.990.700
8712003000	Other bicycles	1.019.040	3.596.337	594.089	1.988.596
8712009000	Other cycles	769.934	2.274.176	1.251.748	3.171.954
8713100000	Carriages for disabled persons, notmechanically propelled	11.533	143.436	29.516	314.553
8713900000	Carriages for disabled persons,mechanically propelled	249	51.655	264	114.308
8714110000	Saddles of motorcycles (incl. mopeds)	4.043	23.772	20.585	96.499
8714190010	Clutch assembly of motorcycles(incl. mopeds)	152.816	475.832	2.347.774	6.914.804
8714190020	Gear assembly of motorcycles(incl. mopeds)	282.912	939.423	1.172.219	3.747.687
8714190030	Spokes/nipples of motorcycles(incl. mopeds)	2.630.201	7.393.937	20.192.565	54.113.581
8714190040	Oth part & acces, for motorcycles ofsubheading, 8711.10, 8711.20/8711.90	313.277	738.018	155.270	854.298
8714190090	Oth part & acces, for motorcycles ofsubheading, 8711.30, 8711.40/8711.50	939.964	4.205.114	5.183.980	14.891.524
8714201200	Castors of a dia(incl. tyres) 101-250 mmthat the wheel width > 30 mm	19	19	305	305
8714201900	Castors of a dia(incl. tyres) > 250 mmthat the wheel width > 30 mm	432	5.213	5.985	42.238
8714209000	Other parts of carriages for disabledpersons	8.472	22.400	10.053	37.697
8714911000	Frames & forks for bicycles of subhead8712.00.20	95.231	189.762	132.190	258.261
8714919000	Oth parts of forks	108.910	690.937	892.569	4.390.254
8714921000	Wheel rims and spokes for bicycles ofsubheading 8712.00.20	23.005	62.610	23.155	72.133
8714929000	Other wheel rims and spokes	116.660	470.019	754.419	2.029.084
8714931000	Hubs,(exlc coaster brake hub, hub brake,free/sprocket-wheel), bicycle 8712.00.20	12.407	42.224	29.649	286.343
8714939000	Oth hub, (exlc coaster braking hub, hubbrake, free/sprocket-wheel)	66.664	306.728	368.736	1.509.996
8714941000	Brakes,(incl coast brake hub,hub brake)for bicycles of subheading 8712.00.20	37.295	95.027	55.144	255.080
8714949000	Oth brakes, (incl coaster braking hubs,hub brakes)	202.101	807.476	774.913	2.853.692
8714951000	Saddles for bicycles of subhd 8712.00.20	37.069	64.695	22.239	49.999
8714959000	Other saddles	69.234	249.928	150.320	563.911
8714961000	Pedals and crank-gear,& parts thrf orbicycles of subheading 8712.00.20	18.727	32.653	17.334	27.604
8714969000	Other pedals and crank-gear,& parts thrf	147.036	474.635	346.658	1.482.105
8714991000	Parts & accessories of bicycle of subhd8712.00.20	1.038.657	2.959.662	6.998.512	20.039.652
8714999000	Parts & accessories of vehicle of head87.11 to 87.13. (exlc. 8712.00.20)	777.250	3.032.592	2.302.011	8.466.879
8715000000	Baby carriages, trailers, semi-trailers,oth vhcl, not mechanically propel;& part	78.258	419.677	154.730	809.421
8716310000	Tanker trailers,tanker semi-trailersforthe transport of goods	193.650	387.750	1.702.853	3.121.861
8716394000	Agricultural trailers and semi-trailers	174.318	174.318	889.400	889.400
8716399000	Other trailers and semi-trailers for thetransport of goods	16.300	356.486	57.205	234.527
8716400000	Other trailers and semi-trailers	24.800	996.395	87.128	4.462.564
8716801000	Cart,wagon,sack truck,hand trolleys &similar hand-propelled vhcl used in fact	49.922	151.755	105.804	322.096
8716802000	Wheelbarrows a kind used in factory/workshops	107.155	287.410	85.813	192.894
8716809000	Oth vehicles, not mechanically propelled	7.645	56.151	65.570	208.031
8716901100	Wheels for trailers and semi-trailers	151.002	683.873	200.523	843.972
8716901300	Other parts for goods of subheading8716.20	22.150	22.169	71.008	71.370
8716901900	Other parts for trailers, semi-trailers	225.226	756.413	906.381	3.258.915
8716909100	Parts for goods of subhead 8716.80.10or 8716.80.20	1.057	154.922	22.621	164.471
8716909900	Other parts for other vehicles	360.845	644.870	723.515	1.428.602

I.3. IMPOR MENURUT KOMODITI / IMPORT BY HS COMMODITY
***** MARET / MARCH 2010 *****

HS	Uraian Komoditi Commodity Description	Berat Bersih / Net Weight (Kg)		Nilai / Value C.I.F (US\$)	
		Bulan ini Current Month	Kumulatif Cum.Jan. to date	Bulan ini Current Month	Kumulatif Cum.Jan. to date
8801000000	Balloon,dirigibles,glider, hang glidersand other non-powered aircraft.	0	53	0	181
8802110000	Helicopters of an unladen weight <=2,000 kg	0	8.425	0	2.385.813
8802120000	Helicopters of an unladen weight >2,000 kg	6.000	13.950	22.400.000	26.900.000
8802201000	Aeroplanes of an unladen weight<= 2,000 kg	0	14.000	0	1.319.063
8802301000	Aeroplane of an unladen weight >2,000 kgand <= 15,000 kg	1.905	2.552	1.533.702	1.553.702
8802401000	Aeroplanes of an unladen weight> 15,000 kg	337.644	1.035.302	265.923.344	740.068.014
8803100000	Propellers, rotors, parts thereof ofheading 88.01/88.02.	2.335	13.267	105.968	357.243
8803200000	Under-carriages, parts thereof heading88.01/88.02.	1.737	2.543	42.633	149.772
8803300000	Other parts of aeroplanes/helicoptersheading 88.01/88.02.	25.782	868.687	6.513.704	27.012.579
8803901000	Parts of telecommunication satellites	4	8.760	357	1.075.914
8803902000	Parts of balloons, gliders/kites	0	13	0	16.841
8803909000	Other parts of goods of heading 88.01or 88.02	3.383	3.561	1.493.196	1.749.089
8804000000	Parachutes (incl dirigible parachutes,paragliders)&rotochutes,parts,acces thrf	1.082	1.787	998.824	1.271.708
8805210000	Air combat simulators & parts thereof	1.010	1.010	2.729.260	2.729.260
8805299000	Parts of ground flying trainers	621	1.521	376.191	839.187
8901101000	Cruise ships,excursion boats,ferry-boats of gross tonnage <= 26 ton	0	764.000	0	342.048
8901102000	Cruise ships,excursion boats,ferry-boats of gross tonnage>26 but<=250ton	107.000	4.376.094	120.000	2.769.220
8901103000	Cruise ships,excursion boats,ferry-boats of gross weight>250 but<=500ton	1.051.000	2.388.922	263.680	5.128.733
8901205000	Tankers of gross tonnage > 4000 but<= 5000 ton	3.751	3.751	12.579	12.579
8901206000	Tankers of gross tonnage > 5000 ton	10.604.034	43.451.034	32.351.755	47.975.063
8901901200	Other vessels, not motorised of grosstonnage > 26 but <= 250 ton	0	512.000	0	8.400.500
8901901400	Other vessels, not motorised of grosstonnage > 500 ton	9.133.000	43.931.473	8.597.450	60.556.913
8901902200	Other vessels, motorised of grosstonnage > 26 but <= 250 ton	0	152.000	0	2.337.819
8901902300	Other vessels, motorised of grosstonnage > 250 but <= 500 ton	1.356.000	2.009.000	1.027.371	5.046.087
8901902400	Other vessels, motorised of grosstonnage > 500 but <= 4000 ton	9.783.000	17.523.550	6.698.229	23.991.868
8901902600	Other vessels, motorised of grosstonnage > 5000 ton	12.382.000	30.467.000	6.680.312	19.987.649
8902001100	Fishing vessels of gross tonnage<= 26 ton	49.500	851.500	29.700	195.525
8902001500	Fishing vessels of gross tonnage> 250 but <= 4000 ton	496.110	588.110	486.630	539.392
8903100000	Yachts&oth vessels for pleasure/sportsrowing boats&canoes, inflatable	2.547	32.654	12.754	41.985
8903910000	Sailboats, with/withoutauxiliary motor, not inflatable	3.966	13.049	30.596	163.480
8903920000	Motorboats, other than outboard motor,not inflatable	0	36.130	0	155.750
8903990000	Other vessels for pleasure/sports;canoes, not inflatable	4.288	62.368	104.438	531.180
8904001900	Tugs of gro tonnage >26 ton, of apower <= 4000 hp	1.644.000	5.686.530	22.361.500	41.123.107
8904002100	Tugs of gro tonnage <26 ton, of apower <= 4000 hp	3.606.000	3.737.293	9.668.118	10.118.118
8904002900	Tugs of gro tonnage >26 ton, of apower > 4000 hp	179.000	899.000	100.500	15.157.660
8905100000	Dredgers	286.000	1.368.000	926.678	3.929.423
8905200000	Floating/submersible drilling/production platforms	86	823.644	3.534	2.036.429
8905901000	Floating docks of a gro ton > 100 tons	0	9.010	0	96.914
8905909000	Oth vessels w/navigability of which issubsidiary to their main function	18.057.182	37.368.034	98.707.321	171.150.785
8906901000	Lifeboats oth than rowing boats, othvessels of displacement <= 30 tons	21.069	23.670	187.855	207.755
8906909000	Lifeboats oth than rowing boats, othvessels of displacement > 30 tons	1.217	508.757	3.222	21.658.765
8907100000	Floating structures, inflatable rafts	36.350	85.363	182.422	373.203
8907901000	Buoys	21.131	34.554	80.078	378.209
8907909000	Other floating structures	65.200	321.194	605.333	1.926.453
8908000000	Articles of headings 89.01-89.06imported for breaking up	517	517	6.771	6.771
9001101000	Optical fibres,optical fibre bundles&cables for telecom.&oth electrical use	5.854	40.246	737.933	2.500.303
9001109000	Optical fibres, optical fibrebundles&cables for other purpose	2.612	11.447	188.173	863.661
9001200000	Sheets&plates of polarising material	346	4.854	4.269	107.577
9001300000	Contact lenses	57.121	187.803	6.364.686	16.720.552
9001400000	Spectacle lenses of glass	597	5.063	44.016	73.360
9001500000	Spectacle lenses of other materials	20.350	47.759	470.144	1.545.909
9001901000	Lenses & optic elements for photograpor cinematographic cameras	12.751	31.820	1.212.859	2.121.275
9001909010	Lenses & prisms forlighthouses/beacons	2.611	6.252	539.896	2.195.760
9001909090	Oth elements of glass not opticallyworked	5.227	8.713	1.609.031	3.075.982
9002111000	Objective lenses for cinematographicprojector	16	16	217	217
9002119000	Objective lenses for cameras & otherprojector	9.594	17.459	199.163	436.641
9002190000	Objective lenses for oth instruments& apparatus	5.676	6.106	112.852	177.893
9002202000	Filters for cinematographic cameras,photographic cameras & oth projectors	3.216	3.816	10.658	12.604
9002203000	Filters for telescopes/microscopes	344	381	102.573	104.243
9002209000	Filters for oth instruments&apparatus	883	4.001	7.749	71.114
9002901000	Lenses&prisms for lighthouses/beacons	30	49	551	746
9002902000	Lenses&prisms for cinematographicprojectors	256	1.613	5.754	8.370
9002903000	Lenses&prisms for cinematographic cam.photographic cameras&oth projectors	11	39	2.344	4.353
9002909000	Lenses&prisms for oth instruments	8.968	35.210	128.998	5.479.871
9003110000	Frames&mountings for spectacles,goggles of plastics	6.342	14.051	62.919	150.629
9003190000	Frames&mountings for spectacles,goggles of other materials	6.665	33.725	100.679	255.545
9003900000	Parts of frames&mountings forspectacles, goggles&the like	7.128	13.640	276.571	302.998
9004100000	Sunglasses	49.779	201.708	423.842	1.200.650
9004901000	Corrective spectacles	10.927	38.991	94.050	323.326
9004902000	Corrective goggles	129	272	908	2.765
9004905000	Protective goggles	243	6.205	6.701	33.628
9004909000	Other spectacles & goggles	40.271	159.590	219.443	740.992
9005100000	Binoculars	1.561	8.514	16.275	1.341.512
9005809000	Monoculars & oth optical telescopes	29.320	62.586	231.879	347.930
9005901000	Parts&accessories (incl mountings) forastron.cal instr.ex.instrum.f rad.astr	0	1	0	10
9005909000	Parts&accessories (include mountings)for oth optical telescopes	1.000	47.212	228.603	732.881
9006101000	Laser photo plotters	1.115	1.115	4.566	4.566
9006109000	Oth cameras of a kind used forpreparing printing plates/cylinders	7	48	58	3.570

I.3. IMPOR MENURUT KOMODITI / IMPORT BY HS COMMODITY
***** MARET / MARCH 2010 *****

HS	Uraian Komoditi Commodity Description	Berat Bersih / Net Weight (Kg)		Nilai / Value C.I.F (US\$)	
		Bulan ini Current Month	Kumulatif Cum.Jan. to date	Bulan ini Current Month	Kumulatif Cum.Jan. to date
9006300000	Cameras specially design for underwater use for aerial survey, medical,or	162	179	8.477	41.539
9006400000	Instant print cameras	0	870	0	10.218
9006510000	Oth cameras with a slr, for roll filmof a width <= 35 mm	4	16	8.965	9.317
9006520090	Other cameras for roll film of a width> 35 mm	296	296	5.913	5.913
9006599010	Camr.of a kind used for recording doc.on mic.film, microfiche/oth microforms	0	231	0	8.355
9006599090	Other camera for recording documenton mic.film, microfiche/oth microforms	19	931	1.296	5.606
9006610000	Discharge lamp ("electronic") flashlight	264	1.246	706	25.390
9006690000	Oth photographic flashlight apparatus& flashbulbs	3.342	14.872	6.929	52.012
9006911000	Parts & accessories for laser photoplotters of subhd 9006.10.10	0	382	0	14.201
9006913000	Parts & accessories for cameras of subhead. 9006.40.00 to 9006.53.00	8.973	9.650	30.733	33.518
9006919000	Other parts & accessories for cameras	1.076	2.975	12.524	27.991
9006991000	Parts & accessories for photographicflash-light apparatus	2.849	4.598	825.227	2.440.588
9006999000	Parts & accessories not for photograpflash-light apparatus	5.079	12.035	345.023	1.269.927
9007190000	Other cinematographic cameras	5.423	6.568	207.738	215.838
9007201000	Projectors for film of <16 mm in width	0	1.850	0	4.636
9007209000	Oth projectors whether/not incorp.sound recording/reproducing apparatus	3.751	13.166	15.559	108.195
9007910000	Parts and accessories for cameras	14.210	58.276	187.825	479.584
9007920000	Parts and accessories for projectors	4.926	9.628	805.237	1.119.875
9008100000	Slide projectors, oth thancinematographic	0	212	0	2.150
9008200000	Microfilm, microfiche/oth m. readers,whether/not capable of prod. copies	191	191	188	188
9008300000	Other image projectors	23.981	28.517	109.407	188.716
9008409000	Other photographic enlargers andreducers (other than cinematographic)	8	3.339	796	8.863
9008909000	Parts and accessories of other imageprojectors	2.029	10.609	19.751	46.002
9010100000	Apparatus and equipment forautomatically developing x-ray film	23.936	47.357	174.011	438.279
9010501000	App. for the projec./drawing of circ.patt.on sensit.substrates for mk ofPCB	0	327	0	9.273
9010509000	Oth app&equip for p.grap (includingcinematographic); negatoscopes	272	597	2.876	6.957
9010600000	Projection screens of 300 inchesor more	77.914	173.649	166.575	383.274
9010901000	Parts&acc. for projection screens,/for articals of subheading 9010.10	129	129	396	396
9010909000	Parts & acc.of oth apparatus&equipfor photographics laboratories	10.688	26.200	37.483	104.742
9011100000	Stereoscopic microscopes	199	2.291	3.601	107.760
9011200000	Other microscopes, for photomicrograpcinephotomicrography/microproject	5.248	14.472	79.615	716.370
9011800000	Other microscopes	4.351	10.948	173.049	602.911
9011900000	Parts and accessories of stereoscopicmicroscope	31	840	2.205	53.655
9012100000	Microscopes oth than optical microscopediffraction apparatus	5	57.545	119	146.649
9012900000	Parts and accessories for microscope	1	1.314	1.400	16.605
9013100000	Telescopic sights for fitting to armsperiscopes; telescopes design to form	0	22	0	1.213
9013200000	Lasers, other than laser diodes	516	4.095	12.382	61.856
9013801000	Optical error verifications&repairapp.for PCB/PWBs&PCAs	1.313	2.234	141.955	177.172
9013802000	Liquid crystal devices	5.748	14.980	485.074	1.373.115
9013809000	Other devices, appliances&instrumentsof other optical appliances	11.538	50.080	538.059	2.289.462
9013901000	Parts & accessories of goods ofsubheading 9013.20.00	45	1.039	5.956	31.817
9013909000	Parts&accessories of other goods ofsubheading 90.13	57	142	25.855	29.867
9014100000	Direction finding compasses	15.407	41.878	111.094	244.734
9014200000	Instrum.&appl.for aeronautical/spacenavigation (other than compasses)	0	26	0	131.184
9014801000	Navig'nal instrum.&appl.used on ships,work with an automatic data processor	2.193	12.041	269.549	499.647
9014809000	Other navigationalinstruments&appliances	12.933	64.220	492.635	2.460.992
9014901000	Parts&acc.of ships navig'nal instrumwork with an automatic data process.	181.968	182.242	40.787.263	40.942.402
9014909000	Parts&accessories of oth navigationalinstruments&appliances	2.225	5.365	137.011	442.747
9015109000	Other rangefinders	11.327	14.459	202.099	295.930
9015200000	Theodolites and tachymeters(tacheometers)	72	1.754	1.377	91.898
9015300000	Levels [measuring higher of ground]	8.090	36.330	15.576	162.585
9015400000	Photogrammetrical surveyinginstruments & appliances	6.871	15.373	202.193	441.698
9015801000	Radio sonde and radio wind apparatus	9.314	9.314	249.833	249.833
9015809000	Other instruments&appliancesfor surveying	166.892	231.309	8.828.791	14.377.478
9015900000	Parts&accessories of surveyinginstruments and appliances	156.081	294.666	7.355.637	16.970.028
9016001000	Balances of a sens'vity of 5cg/better,w/without their weights, electronic	906	12.169	83.130	170.789
9016009000	Balances of a sens'vity of 5cg/better,w/without their weights,not electronic	7.242	24.047	117.303	348.180
9017101000	Plotters whether i/o units of hd 84.71or drawing/drafting of head 90.17	175	362	28.751	51.341
9017109000	Other drafting tables & machines,whether/not automatic	5.495	14.839	92.096	135.051
9017201000	Rulers	8.445	40.929	27.335	95.930
9017203000	App.for the project/drawing of circ.patt.on sens'zed subs's for mfc.of PCB	8	67	394	6.502
9017209000	Other drawing, marking-out/mathematical calculating instruments	16.800	94.276	121.117	322.820
9017300000	Micrometers, callipers and gauges	52.611	109.375	807.197	2.078.568
9017800000	Other instruments micrometerscallipers&gauges	70.795	321.473	897.167	1.689.996
9017902000	Parts&acc.of app.for the project/drwgof circ.patt.on sens.subs'tes for PCB	1	55	370	1.438
9017903000	Parts&acc.of photo plotters for themanufac. of PCB/PWBs	529	660	29.800	40.916
9017909000	Parts and accessories of otherinstruments	2.387	5.733	43.135	161.107
9018110000	Electro-cardiographs	7.062	10.760	774.445	951.744
9018120000	Ultrasonic scanning apparatus	2.894	12.120	321.130	1.139.130
9018130000	Magnetic resonance imagingapparatus	28.573	104.914	1.732.249	4.429.408
9018140000	Scintigraphic apparatus	251	964	27.164	166.248
9018190000	Other electro-diagnostic apparatus	42.385	150.114	2.551.154	6.237.771
9018200000	Ultra-violet/infra-red ray apparatus	10.883	17.666	227.744	968.435
9018311000	Disposable syringes	87.386	287.250	688.964	1.950.128
9018319000	Other syringes, with/without needles	75.742	142.637	1.038.696	1.896.884
9018320000	Tubular metal needles and needles forsutures	44.686	115.332	449.438	1.228.932
9018391000	Oth. catheters	6.002	13.751	124.970	233.826
9018392000	Oth.tubular metal needles and needlesfor sutures	3.523	7.876	23.246	120.472

I.3. IMPOR MENURUT KOMODITI / IMPORT BY HS COMMODITY
***** MARET / MARCH 2010 *****

HS	Uraian Komoditi Commodity Description	Berat Bersih / Net Weight (Kg)		Nilai / Value C.I.F (US\$)	
		Bulan ini Current Month	Kumulatif Cum.Jan. to date	Bulan ini Current Month	Kumulatif Cum.Jan. to date
9018399000	Other instruments and appliances,used in dental science	232.368	792.813	2.420.603	6.541.013
9018410000	Dental drill eng.,whether/not comb.on a single bs with oth dental equip.	0	1	0	19
9018490000	Oth.dental drill eng.,whether/not comb.on a single bs with oth dental equip.	1.579	18.906	47.631	204.314
9018500000	Other ophthalmicinstruments&appliances	1.036	2.691	161.390	415.939
9018902000	Intravenous administration set (adult)	5.576	9.563	188.280	265.411
9018903000	Electronic instruments and appliances	8.970	46.308	914.745	1.796.423
9018909000	Other instruments&appliances inmedical	241.045	710.812	4.382.235	10.078.918
9019101000	Electr. mechano-therapy appl.massageapparatus	25.004	188.559	272.800	1.491.163
9019109000	Oth. electr. mechano-therapy appl.massage app.	7.961	62.783	64.614	654.676
9019200000	Ozone therapy,oxygen therapy, aerosoltherapy, artificial respiration/other	6.619	15.747	390.540	725.116
9020000000	Oth breathing appl.&gas masks, excl.protec.masks having neith. mech'l part	37.548	80.218	486.709	1.481.408
9021100000	Orthopaedic/fracture appliances	4.427	28.919	53.131	163.262
9021210000	Artificial teeth	682	1.180	94.058	98.921
9021290000	Other artificial teeth	0	1.140	0	8.166
9021310000	Artificial joints	0	111	0	151.591
9021390000	Other artificial joints	1.500	1.509	14.615	17.957
9021400000	Hearing aids, excluding parts andaccessories	151	480	191.045	694.951
9021500000	Pacemakers for stimulating heartmuscles,excluding parts&accessories	0	11	0	22.646
9021900000	Oth appl.which are worn/carried/implanin the body,to comp'ate for a defect	10.904	52.438	12.748.768	39.742.738
9022120000	Computed tomography apparatus	10.987	43.461	1.240.835	5.306.386
9022130000	Oth. computed tomography apparatusfor dental use	576	3.051	26.174	167.850
9022210000	Oth. computed tomography apparatusfor medical, surgical/veterinary uses	23.852	66.172	1.835.783	5.116.000
9022191000	X-ray app for the physical inspectionof solder joints on PCB/PWB assemblies	3.002	3.760	182.808	299.218
9022199000	X-ray apparatus for other uses	1.234	15.110	28.767	1.024.089
9022210000	Alpha,beta/gamma radiations app formedic.surgical,dental/veterinary uses	0	3.692	0	20.001
9022290000	Alpha, beta/gamma radiationsapparatus for other uses	12	1.595	21.577	245.184
9022300000	X-ray tubes for medical, surgical,/veterinary uses	677	1.717	290.597	567.138
9022909000	Parts & accessories for other x-ray,alpha,beta/gamma radiations apparatus	10.337	17.007	295.998	471.936
9023000000	Instrum. app.&models,for demonstra'nalpurp.(exam. in education/exhibitions)	17.868	56.424	175.766	5.483.478
9024101000	Machines and appliances for testingmetals, electrically operated	3.526	30.948	60.332	406.894
9024109000	Machines and appliances for testingmetals, non-electrically operated	5.735	29.572	949.064	1.305.433
9024801000	Machines & appliances for testingother material, electrically operated	5.088	26.365	771.637	1.551.699
9024809000	Machines &appliances for testing othermaterial, non-electrically operated	5.257	26.201	165.183	1.553.668
9024901000	Parts&acc. for elec. operated machinesand appliances for testing materials	11.242	25.048	341.022	1.102.151
9024902000	Parts&acc.for non-elect'ly operatedmachines&appl. for testing materials	1.301	1.697	36.228	67.910
9025110000	Thermometers&pyrometers not combinedwith oth instruments, liquid filled	13.038	30.275	61.032	183.869
9025191000	Thermometers&pyrometers not combinedwith oth instruments, electrical	8.874	25.370	364.869	799.806
9025192000	Thermometers&pyrometers not combinedwith oth instruments, non electrical	6.241	18.438	94.592	544.563
9025801000	Temperature gauges for motor vehicles	1.762	13.332	46.424	152.206
9025802000	Oth. temperature gauges for motor vehic.electrical	6.561	12.286	194.521	431.897
9025803000	Oth. temperature gauges for motor vehic.non electrical	3.804	9.671	62.322	165.312
9025901000	Parts and accessories for electricallyoperated instruments	13.802	26.201	94.008	177.358
9025902000	Parts & accessories for non-electrically operated instruments	733	9.214	22.276	98.021
9026101000	Level gauges for motor vehicleselectrically operated	36.486	57.967	511.565	890.123
9026102000	Level gauges for motor vehicles notelectrically operated	8.990	23.934	113.872	347.940
9026103000	Oth measur/checking the flow/level ofliquids instrum.,elec.oprt	22.936	58.050	1.072.570	4.013.929
9026109000	Oth measur/checking the flow/level ofliquids instrum.,not elec.op	43.713	93.618	757.666	1.913.056
9026201000	Presure gauges for motor vehicles,electrically operated	5.134	20.007	125.314	509.403
9026202000	Presure gauges for motor vehicles,not electrically operated	3.960	13.172	54.382	136.611
9026203000	Other measuring/checking pressureinstruments, electrically operated	27.413	81.340	882.256	2.758.033
9026204000	Other measuring/checking pressureinstruments, not electrically operated	13.517	69.038	304.902	1.139.968
9026801000	Oth instruments/app. for measuring, electrically operated	41.680	105.788	967.645	2.941.244
9026802000	Oth instruments/app. for measuring,not electrically operated	87.577	252.759	522.543	1.181.003
9026901000	Parts&acc. for electrically operatedinstruments and apparatus	24.734	70.516	1.169.210	3.546.634
9026902000	Parts&acc.for nn-electrically operatedinstruments and apparatus	39.825	64.075	320.340	1.446.022
9027101000	Gas/smoke analysis apparatus,electrically operated	46.857	55.930	560.514	1.060.194
9027102000	Gas/smoke analysis apparatusnot electrically operated	3.920	4.788	349.421	540.198
9027201000	Chromatographs&elektrophoresis instrum, electrically operated	180	2.219	27.467	162.172
9027202000	Chromatographs&elektrophoresis instrum, not electrically operated	3.359	7.010	9.330	43.318
9027301000	Spectrometers,sp.photometers&sp.graphsuse optic radiat,elect'ly operated	6.389	8.800	357.959	877.747
9027302000	Spectrometers,sp.photometers&sp.graphsuse optic radiat,nt-elect'ly operated	952	5.243	64.988	267.590
9027501000	Oth instrum.&app.using optic radiat'ns(uv, visible, ir), elect'ly operated	7.849	24.003	1.041.528	4.840.329
9027502000	Oth instrum.&app.using optic radiat'ns(uv,visible,ir),not-elect'ly operated	534	2.236	22.798	78.859
9027801000	Exposure meters	2.219	3.606	381.902	589.667
9027802000	Coagulometers	505	2.497	102.770	398.323
9027803000	Other instruments and apparatuselectrically operated	24.859	43.317	1.075.352	2.840.659
9027804000	Other instruments and apparatusnot electrically operated	1.305	14.167	235.757	1.233.115
9027901000	Parts&acc.includg PCA of h 90.27,othfor gas/smoke analysis app.µtomes	929	6.155	117.054	399.123
9027909100	Parts&acc. of gas/smoke analysis app.and microtomes, electrically operated	1.935	3.043	34.700	131.948
9027909900	Parts&acc. of gas/smoke analysis app.µtomes,not-electrically operated	19.083	82.283	664.709	2.047.377
9028101000	Gas meters of a kind mounted in gascontainers	5.974	19.016	77.257	145.579
9028109000	Other gas meters of kind mountedin gas containers	16.474	87.134	175.557	442.146
9028201000	Totalizing water meters	37.491	208.554	132.126	658.123
9028209000	Other liquid meters	4.098	42.433	110.001	497.236
9028301000	Kilowatt hour meters	895	85.212	16.230	545.863
9028309000	Other electricity meters	35.212	75.055	355.299	762.632
9028901000	Water meter housings/bodies	24	5.436	318	38.673
9028909000	Oth parts&accessories of gas, liquid/electricity supply/production meters	553.875	1.459.178	10.373.649	34.196.321

I.3. IMPOR MENURUT KOMODITI / IMPORT BY HS COMMODITY
***** MARET / MARCH 2010 *****

HS	Uraian Komoditi Commodity Description	Berat Bersih / Net Weight (Kg)		Nilai / Value C.I.F (US\$)	
		Bulan ini Current Month	Kumulatif Cum.Jan. to date	Bulan ini Current Month	Kumulatif Cum.Jan. to date
9029102000	Taximeters	105	4.798	2.046	67.252
9029109000	Mileometers, pedometers and the like	2.487	16.392	134.791	635.357
9029201000	Speedometer for motor vehicles	69.682	191.014	1.005.126	2.784.813
9029202000	Tachometers for motor vehicles	47.391	119.509	559.844	1.335.385
9029209000	Oth speed indicators&tachometers;stroboscopes	101.439	213.595	1.939.839	4.905.921
9029901000	Parts&acc.of goods of sub h 9029.10/of stroboscopes of subheading 9029.20	59.205	168.249	870.351	2.577.733
9029902000	Parts and accessories of goods of subheading 9029.20	125.653	364.100	4.100.752	10.157.183
9030100000	Instruments & apparatus for measuring/detecting ionising radiations	311	8.349	64.100	2.186.746
9030200000	Cathode-ray oscilloscopes &cathode-ray oscillographs	5.076	9.021	136.000	458.106
9030310000	Multimeters without a recording device	11.778	28.916	97.516	337.625
9030320000	Multimeters with a recording device	2.294	7.738	18.200	323.547
9030331000	Instruments and apparatus for measuring/check voltage without a rec. device	15.258	19.518	96.939	302.626
9030332000	Impedance-measuring instruments and apparatus designed to provide visual	2.446	4.343	83.185	379.107
9030333000	Ammeters and voltmeters for motorvehicles	1.448	12.146	9.286	39.828
9030339000	Oth instr&app for meas'g/check.voltagecurr.resist./power,w/o record. device	16.046	64.941	199.813	651.826
9030390000	Other heading 90.30with a recording device	11.315	27.158	584.637	1.323.537
9030400000	Other instruments and apparatus,designed for telecommunications	93	3.073	78.571	908.938
9030821000	Wafer probers	95	359	1.660	4.498
9030829000	Oth instrum.&app.for measuring/checking semiconductor wafers/devices	11.670	17.477	1.725.260	2.141.240
9030841000	Instruments & app., with a recordingfor measure, check electrical quantities	1.027	2.781	73.504	313.937
9030849000	Oth instru. and app., with a recordingfor measure, check electrical quantities	3.725	4.981	101.170	120.003
9030891000	Instru.&app.s,w/o recording device forgoods other than subheading 9030.39	295	15.983	2.844	621.181
9030899000	Other instruments & apparatus,without recording device	3.917	13.657	456.734	1.586.793
9030901000	Parts&accessories including PCA ofgoods of subhead 9030.40&9030.82	7.081	9.488	684.234	801.053
9030902000	Parts&acc. of instrum.&app for measure/check elect'al quantities on PCB&PCAs	15.988	20.532	225.688	410.750
9030903000	Parts&acc.of optical instrum.&appl.formeasuring/checking PCB/PWBs&PCAs	3	864	551	134.842
9030909000	Other parts&accessories of goods ofhead 90.30	3.186	19.272	598.141	2.159.564
9031101000	Machines for balancing mechanicalparts, electrically operated	58.330	137.926	2.337.406	3.488.553
9031102000	Machines for balancing mechanicalparts, not electrically operated	1.983	37.120	35.950	180.712
9031201000	Test benches, electrically operated	22.981	59.343	324.460	1.459.557
9031202000	Test benches,not electrically operated	792	8.682	12.705	259.306
9031410000	Oth optical instrum.&appl.for inspec.s.cond.wafers/devices/p.masks/reticles	2.136	2.399	694.968	697.685
9031491000	Optic' instrum&appl.for measur surfaceparticulate contamn. on s.cond. wafers	874	1.719	15.761	173.860
9031492000	Optical error verification&repair app.for PCB/PWBs and PCAs	0	7	0	647
9031493000	Optical instrum.&appl. for measuring/checking PCB/PWBs&PCAs	0	11.356	0	572.436
9031499000	Other optical instruments andappliances for other purposes	4.362	28.819	314.263	994.942
9031801100	Cable test equipment, electricallyoperated	18.528	57.668	384.263	1.207.952
9031801900	Cable test equipment, not electricallyoperated	855	1.638	83.024	113.264
9031809200	Other instruments, appliances&machinesof head 90.31, electrically operated	134.608	285.859	7.606.500	12.740.459
9031809900	Other instruments, appl.&machines ofhead 90.31, not electrically operated	10.222	36.611	410.494	1.302.744
9031901100	Parts&acc.incl.PCA of optical instrum.&appl.for inspecting s.cond. wafers	28.099	33.917	264.331	558.911
9031901200	Parts&acc.of optical error verific.&repair app.for PCB/PWBs&PCAs	47	292	3.727	9.799
9031901300	Parts&acc.of optic. microscopes fittedw/equip.for hand&trans.of s.cond wafer	0	15	0	11.576
9031901900	Parts&accessories for otherelectrically operated equipment	20.906	32.573	682.492	1.477.563
9031902000	Parts&accessories for non-electricallyoperated equipment	12.106	18.858	447.407	589.582
9032101000	Thermostats, electrically operated	44.822	171.362	551.304	1.782.387
9032102000	Thermostats, not electrically operated	7.910	22.897	101.892	346.560
9032201000	Manostats, electrically operated	728	3.437	30.486	92.308
9032202000	Manostats, not electrically operated	3.897	4.336	11.432	21.010
9032810000	Hydraulic/pneumatic regulating/ctrlinginstruments and apparatus	12.777	91.867	164.273	1.267.584
9032891000	Instru.&app.fitt.with anautomatic dataprocess.mach. for controll the propul.	2.205.643	2.240.279	6.633.130	6.968.841
9032892000	Automatic instrum.&app.for controllingchem./electro-chem.solutions in PCA/PWB	71	4.964	1.353	564.462
9032893100	Automatic regulating voltage units(stabilizers)	24.372	242.642	446.082	1.190.385
9032893900	Oth automatic regulating/controllinginstrum.&app., electrically operated	45.853	161.070	1.422.424	4.090.209
9032899000	Oth automatic regulating/controllinginstrum.&app.not electrically operated	196.780	517.725	4.036.483	9.175.426
9032901000	Parts and accessories of goods ofsubheading 9032.89.10	0	17	0	4.881
9032902000	Parts and accessories of goods ofsubheading 9032.89.20	16	49	381	11.665
9032903000	Parts and accessories of other goods,electrically operated	15.766	47.644	343.522	943.310
9032909000	Parts and accessories of other goods,not electrically operated	37.178	86.812	1.128.687	2.351.277
9033001000	Parts&acc. for machines,appl.,instrum.of chapter 90 for elect'ly operated	19.280	57.765	483.834	2.568.370
9033002000	Parts&acc. for mach.appl.,instrum.ofchap. 90 for not electrically operated	84.658	172.558	580.308	1.245.438
9101110000	Elec'ly wrist-watches,whether/not withastopwatch fac'ty,wi mech.display only	277	1.106	4.809	23.892
9101190000	Elec'ly wrist-watches,whether/not withastopwatch facility,with oth display	0	436	0	73.171
9101210000	Other wrist-watches, whether/not withastop-watch fac'ty,w automatic winding	12	12	555	555
9101290000	Oth wrist-watches,whether/not withastop-watch fac'ty,w non auto. winding	1.285	4.908	6.312	38.136
9101990000	Other wrist-watches, not electricallyoperated	11.595	22.144	44.899	144.839
9102110000	Elec'ly wrist-watches oth head 91.01,wh'er/not w astop.w. fact,w/mech.dspl	1.649	4.447	139.990	425.649
9102120000	Elec'ly wrist-watches oth head 91.01,w/nw a s.watch fac'ty,w op-elec.dspl	155	4.150	3.920	23.517
9102190000	Elec'ly wrist-watches othh91.0,whether/not w/astopwatch fact,w/oth display	22.009	107.762	189.617	940.960
9102210000	Oth wrist-watches oth h91.01, whether/nt with a s.watch fac'ty,w/autom.wndg	10.966	52.494	57.229	199.573
9102290000	Oth wrist-watches oth h91.01, whether/nt w/a s.watch fac'ty,w/n.autom.wndg	25.570	105.940	104.942	471.220
9102911000	Stop-watches, electrically operated	410	1.740	1.811	5.959
9102919000	Other wrist-watches oth head 91.01,electrically operated	6.411	16.883	71.646	159.696
9102990000	Other wrist-watches oth head 91.02,electrically operated	5.297	163.815	30.183	506.264
9103100000	Clocks with watch movements, excludingclocks ofh91.04.,electrically operated	0	339	0	360
9103900000	Clocks with watch movements, excludingclocks ofh91.04.,not elec'ly operated	0	278	0	909
9104001000	Instrument panel clocks & clocks of asimilar type, for vehicles	3.002	12.727	248.398	836.117
9104003000	Instrument panel clocks & clocks of asimilar type, for vessels	0	47	0	731

I.3. IMPOR MENURUT KOMODITI / IMPORT BY HS COMMODITY
***** MARET / MARCH 2010 *****

HS	Uraian Komoditi Commodity Description	Berat Bersih / Net Weight (Kg)		Nilai / Value C.I.F (US\$)	
		Bulan ini Current Month	Kumulatif Cum.Jan. to date	Bulan ini Current Month	Kumulatif Cum.Jan. to date
9104009000	Instrument panel clocks & clocks of asimilar type, for spacecraft	135	190	548	1.076
9105110000	Alarm clocks, electrically operated	2.062	19.449	2.330	73.104
9105190000	Alarm clocks,not electrically operated	48.391	215.829	93.993	259.395
9105210000	Wall clocks, electrically operated	6.088	48.632	61.421	289.179
9105290000	Wall clocks, not electrically operated	23.312	61.229	135.253	276.404
9105910090	Oth. Clocks, electrically operated	847	2.624	3.886	8.614
9105990090	Oth. Clocks, not electrically operated	3.371	3.624	13.025	14.030
9106100000	Time-registers; time-recorders	15.554	46.114	53.196	255.768
9106900000	Oth time record.&intervals of time appw/clock/watch move./with synchron.mtr	16.301	52.365	220.422	599.503
9107000000	Time switches with clock/watchmovement/with synchronous motor.	5.289	18.521	102.891	297.410
9108190000	Other watch movements, complete &assembled, electrically operated	484	485	2.700	4.157
9108200000	Watch move., comp.&assem. with mech.-with automatic winding	151	319	9.207	17.048
9108900000	Other watch movements, complete &assembled, not electrically operated	0	35	0	38
9109110000	Clock movements of alarm clocks,compl.and assembled, electrically operated	398	10.795	2.307	31.106
9109190000	Clock movements of oth clocks, compl.&assembled, electrically operated	5.447	17.886	54.448	71.407
9109900000	Clock movements, complete andassembled, not electrically operated	0	240	0	4.419
9110110000	Complete movements, unassem./partlyassem.(movement sets) of watches	5.979	26.981	22.778	229.747
9110900000	Oth. compl/incomplete movements,unassem.or assembled (movement sets) of clo	1.529	13.091	6.219	55.553
9111200000	Watch cases of base metal, whetheror not gold/silver-plated	0	271	0	1.164
9111800000	Other watch cases	5.262	11.214	22.083	77.527
9111900000	Parts of watch cases	241	3.059	1.136	11.168
9112200000	Clock cases and cases of a similartype for other goods of this chapter	9.574	15.925	20.601	34.091
9112900000	Part of clock cases&cases of a similartype for other goods of this chapter	74	218	792	2.987
9113100000	Watchstraps,watch band&watch braceletsof precious mtl/of mtl clad w/prec.mtl	0	16	0	40.125
9113200000	Watchstraps,watch bands& bracelets,of base metal,wheth/not gold/s plated	1.027	1.222	12.872	16.692
9113900000	Other watchstraps, watch bands &watch bracelets	10.907	33.153	80.375	193.687
9114100000	Springs, including hair-springs ofclock/watch	7	77	99	1.974
9114300000	Dials of clock/watch	1.192	6.444	1.332	17.833
9114400000	Plates and bridges of clock/watch	337	2.379	8.560	17.571
9114900000	Other parts of clock/watch	16.778	59.548	57.714	229.413
9201100000	Upright pianos	26.403	44.205	61.226	161.834
9201200000	Grand pianos	1.251	16.851	12.912	211.699
9201900000	Oth pianos,including automatic pianos;harpsichords&oth keybrd string.instr.	65.274	120.553	115.855	205.466
9202100000	String musical instruments playedw/a bow	3.987	5.350	77.952	96.084
9202900000	Other string musical instrumentsplayed	5.037	44.671	59.019	448.570
9205100000	Brass-wind instruments	885	959	16.661	17.111
9205901000	Keyboard pipe organ; harmonium & similarkeyboard instrum with free metal reeds	3.961	52.533	15.602	52.481
9205909000	Oth. keyboard pipe organs, harmoniumswith free metal reeds	17.191	134.226	29.564	181.712
9206000000	Percussion musical instruments(foresp, drm,xylophones,cymbals,castanets)	45.897	144.373	217.508	637.479
9207100000	Keyboard instruments, other thanaccordions	29.442	57.836	128.083	454.553
9207900000	Oth musical instruments,the sound isproduc./must be amplified,electrically	9.114	54.300	60.330	208.275
9208100000	Musical boxes	2.150	13.390	20.521	81.458
9208901000	Decoy calls, call horns &other mouthblown sound signalling instruments	852	2.525	2.297	6.188
9208909000	Oth musical instruments not fallingwithin any oth heading of this chapter	197	1.101	855	7.805
9209300000	Musical instrument strings	5.655	33.139	133.234	644.985
9209911000	Strung backs, keyboards and metalframes for upright pianos	167.148	267.123	1.089.784	1.973.620
9209919000	Other parts and accessories for pianos	729.844	1.796.494	4.245.575	10.478.508
9209920000	Parts & accessories for the musicalinstruments of heading 92.02	110.577	211.528	1.294.498	2.239.050
9209940000	Parts & accessories for the musicalinstruments of heading 92.07	38.503	111.815	601.137	1.796.328
9209990000	Parts & accessories for other musicalinstruments	60.153	122.433	1.007.530	3.199.557
9301110000	Artillery weapons (for example, guns,howitzers & mortars), self-propelled	0	12	0	601
9301190000	Artillery weapons(for ex.guns,howitzer& mortars), not self-propelled	6	647	196	384.040
9301200000	Rocket launcers;flame-throwers;grenadelauncers; torpedo tub&sim. projectors	0	4.052	0	23.207
9301900000	Oth military weapons,o than revolvers,pistols & the arms of heading 93.07	0	325	0	180.019
9302000000	Revolvers and pistols, otherthan those of heading 93.03/93.04.	149	241	16.462	34.464
9303201000	Hunting shotguns	0	1.650	0	1.480
9305100000	Parts and accessories of revolvers/pistols	0	4	0	505
9305211000	Shotgun barrels of hunting shotguns,not exceed. 7 kg	0	220	0	4.325
9305910000	Parts and accessories of militaryweapons of heading 93.01	0	107	0	55.675
9305999000	Parts and accessories of other arms	2.021	2.023	12.337	13.737
9306210000	Cartridges for shotgun and air gun	0	30.324	0	323.659
9306290000	Parts of cartridges, gun pellets	11	398	485	180.318
9306301000	Oth cartridges&parts thereof use forrevolvers & pistols of heading 93.02	41	41	5.587	5.587
9306302000	Cartridges for riveting/similar toolsor for captive-bolt humane killers and	0	394	0	17.578
9306309000	Other cartridges and parts thereof usefor other arms	12	12	402	402
9306900000	Other cartridges, missiles and similarmunitions of war & parts thereof	3.417	83.077	1.318.266	22.111.094
9401100000	Seats of a kind used for aircraft,convertible into beds	531	5.554	9.914	1.747.089
9401200000	Seats of a kind used for motorvehicles, converti-ble into beds	13.571	38.594	118.046	331.070
9401300000	Swivel seats with variable heightadjustment	61.561	604.035	249.879	1.799.615
9401400000	Seats other than garden seats/camping	112.370	351.860	314.399	970.790
9401510010	Seats of rattan	0	436	0	1.324
9401510090	Other seats of rattan	208	1.525	2.227	5.962
9401590000	Other seats of bamboo/rattan	1	522	7	4.020
9401610000	Upholstered	91.852	332.888	251.597	949.799
9401690000	Other upsholstered	54.031	220.944	150.508	510.370
9401710000	Other seats, with metal frames,upholstered	197.112	712.006	513.148	1.994.566
9401790000	Other seats, with metal frames, notupholstered	163.822	812.867	382.502	1.574.467
9401801000	Baby walkers	20.247	43.091	47.685	88.030

I.3. IMPOR MENURUT KOMODITI / IMPORT BY HS COMMODITY
***** MARET / MARCH 2010 *****

HS	Uraian Komoditi Commodity Description	Berat Bersih / Net Weight (Kg)		Nilai / Value C.I.F (US\$)	
		Bulan ini Current Month	Kumulatif Cum.Jan. to date	Bulan ini Current Month	Kumulatif Cum.Jan. to date
9401809000	Other seats	59.606	293.411	204.739	766.878
9401901010	Parts of aircraft seats of plastics	7.808	15.785	35.096	78.047
9401901090	Oth parts of aircraft seats of plastics	1.673	13.639	5.324	25.867
9401909100	Parts of seats of goods of subheading9401.20.00/9401.30.00	446.573	909.497	3.243.483	6.713.684
9401909910	Oth.of goods of subheading of plastic9401.20/9401.30	18.383	96.316	31.734	200.746
9401909990	Oth.of goods of subheading9401.20/9401.30	529.894	1.400.507	3.437.546	8.258.879
9402101000	Dentists' chairs	6.099	89.543	140.790	664.017
9402103000	Barbers' and hairdressers' chairs andparts	13.178	46.784	27.183	133.267
9402109000	Other dentists, hairdressers & barberschairs and part thereof	104	8.447	361	29.732
9402901000	Furntr.designed for medical,surgical/veterinary surg.purp.&parts thereof	6.020	40.461	66.950	240.394
9402909000	Oth. furntr.design for medical,surgical/veterinary surg.purp.&parts thereof	29.201	127.469	369.231	1.194.327
9403100000	Mtl furniture of a kind used in office	139.684	376.455	254.401	749.506
9403200000	Other metal furniture	380.891	2.009.569	754.704	3.559.806
9403300000	Wooden furniture of a kind usedin offices	204.502	689.989	286.831	898.752
9403400000	Wooden furniture of a kind usedin the kitchen	36.371	151.355	66.749	252.858
9403500000	Wooden furniture of a kind usedin the bedroom	356.519	1.287.713	536.949	1.812.946
9403600000	Other wooden furniture	481.165	2.204.887	601.447	2.715.098
9403700000	Furniture of plastics	61.316	132.498	148.466	334.838
9403810020	Bedroom, dining room/living room sets ofother materials	12.566	20.723	28.359	53.904
9403810030	Furnt. of plas. of kind used in parksgardens/vestibules	544	5.622	425	5.097
9403810040	Fume cupboards for use in medicallaboratories	1.342	1.342	5.200	5.200
9403810090	Other furniture of bamboo or rattan	250	134.831	2.826	280.051
9403890010	Bedroom, dining room/living roomsets of other materials	51.788	128.006	44.562	118.899
9403890020	Oth furniture of a kind used in parks,garden/vestibules	10.386	40.511	15.052	40.939
9403890030	Fume cupboards for use in medical lab.of cane,osier,bamboo/similar materials	1.581	5.491	25.245	55.145
9403890090	Other furniture	70.728	361.755	140.359	658.339
9403900000	Parts of other furniture	127.763	778.912	767.792	2.275.263
9404100000	Mattress supports	5.590	48.682	11.499	141.207
9404210000	Mattresses of cell. rubber/plastics,whether/not covered	7.052	35.888	26.535	281.943
9404291000	Mattress springs of other materials	7.571	73.918	22.606	243.353
9404299000	Other mattresses of other materials	105.104	248.129	56.154	242.746
9404300000	Sleeping bags	14	16	124	143
9404901000	Quilts, bedspreads and mattressprotectors	6.538	32.636	51.918	241.047
9404909000	Other articles of bedding and similarfurnishing	45.402	94.050	148.042	373.091
9405102000	Surgical lamps of ceiling/walllighting fittings	0	2.142	0	65.311
9405103000	Spotlights of ceiling/wall lightingfittings	31.958	70.434	223.190	530.185
9405109000	Oth chandeliers&oth elec ceiling/walllight.fittng,exc.of apublic spac.light	104.926	608.758	715.835	3.247.127
9405201000	Surgical lamps of electric table,desk,bedside/floor-standing lamps	0	24	0	998
9405209010	Elect. table of spotlights	4.622	11.686	14.876	35.844
9405209090	Oth. elect. table, desk	66.378	554.242	277.297	1.698.001
9405300000	Lighting sets of a kind used forchristmas trees	164	13.205	155	16.352
9405401000	Surgical lamps, incl. operat lights;pilot lamp assem for elec.-thermic dom	45	720	4.725	82.824
9405402000	Searchlights	2.844	13.430	13.330	45.754
9405404000	Oth. electr. lamps of spotlights	26.308	145.437	109.576	1.638.447
9405405000	Street lamps/lanterns	5.513	39.692	85.392	378.940
9405406000	Other exterior lighting, other thanstreet lamps/lanterns	12.447	19.148	86.510	176.967
9405407000	Non-flashing aerodrome beacons;lampsfor railwayloc.aircraft,ships ofbs mtl	4.123	13.468	99.743	329.432
9405408000	Pilot lamp assemblies for electrodomestic appliances of heading 85.16	140	1.084	7.795	10.756
9405409010	Fibreoptic operation headlights	0	1.488	0	6.554
9405409090	Oth electric lamps,including oth eleclamps&lighting fittings of wood	84.373	286.531	315.031	1.533.282
9405501100	Non elect. lamps&flighting fittings -of brass, for religius rites	352	550	120	2.049
9405501900	Oth. non elect. lamps&flighting fittings	20.311	20.996	21.172	24.896
9405504010	Hurricane lamps of base metal	19.165	176.711	20.151	155.457
9405504090	Other hurricane lamps	38.641	188.927	40.294	109.278
9405509011	Oil lamps of brass, used for relig.rites	7.241	15.574	17.134	53.285
9405509019	Other oil lamp of plastic	0	172	0	1.684
9405509020	Miners lamps and quarrymens lamps	843	926	35.892	38.994
9405509090	Other miners lamps & quarrymenslamps	1.100	10.869	6.913	38.623
9405601000	Property protection warning signs,street name plates,road&traffic signs	3.843	4.535	25.570	37.223
9405609010	Property protection warning signs,of stone/ceramic	1	80	26	10.646
9405609090	Other property protection warningsigns	28.833	88.087	195.347	651.335
9405912000	Parts of glass for spotlights	0	2	0	4
9405914000	Glass globes and chimneys for otherlamps	84	24.309	700	66.012
9405919000	Parts of glass of other lamps	14.320	91.153	33.623	212.914
9405922000	Parts of plastics for spotlights	56	592	444	1.620
9405929000	Parts of plastics for other lamps	69.869	540.083	195.809	1.397.078
9405991000	Lampshades of textile materials	60	2.482	197	14.790
9405999010	Frames for miners/quarrymenslamps	2.336	8.261	2.940	26.384
9405999090	Other, for the miners lamps, surgical	42.627	211.347	417.535	842.124
9406001000	Greenhouses fitted with mechanical/thermal equipment	6.369	47.562	2.254	126.910
9406009200	Other prefabricated buildings of wood	1.799	2.136	6.911	13.806
9406009400	Other prefabricated buildingsof iron/steel	147.084	567.726	1.098.102	1.963.670
9406009900	Other prefabricated buildings of othermaterials	69.787	357.479	264.001	914.634
9503001000	Tricycles, scooters, pedal cars andsimilar wheeled toys; dolls carriages	117.451	488.975	259.113	1.099.956
9503002100	Dolls, whether/not dressed	76.178	163.651	220.849	470.986
9503002200	Garments and garments accessories;footwear and headgear	1.430	3.698	20.404	51.335
9503002900	Other garments and garm. accessories;footwear and headgear	6.742	30.198	185.367	441.138
9503003000	Electric trains, includ tracks, signalsand other accessories therefor	9.516	62.595	42.210	299.327

I.3. IMPOR MENURUT KOMODITI / IMPORT BY HS COMMODITY
***** MARET / MARCH 2010 *****

HS	Uraian Komoditi Commodity Description	Berat Bersih / Net Weight (Kg)		Nilai / Value C.I.F (US\$)	
		Bulan ini Current Month	Kumulatif Cum.Jan. to date	Bulan ini Current Month	Kumulatif Cum.Jan. to date
9503004100	Model aircraft assembly kits	440	531	4.509	4.614
9503004900	Other model aircraft assembly kits	53.678	335.613	527.260	2.284.428
9503005000	Other construction sets&constructionaltoys, of materials other than plastics	1.003	1.298	12.512	18.991
9503006000	Stuffed toys representing animals/non-human creatures, puzzles	11.124	58.053	57.171	300.576
9503007100	Toys of jigsaw/picture puzzles	8.556	19.868	11.276	36.093
9503007900	Other toys of jigsaw/picture puzzles	1.090	29.058	4.171	180.879
9503009100	Numerical, alphabetical/animalblock/cut-outs; word builder sets;	4.911	18.272	33.696	78.127
9503009200	Skipping ropes	22	170	144	677
9503009300	Marbles	294.600	613.610	68.712	149.064
9503009900	Other of goods of sub heading95.03.00.9	328.285	2.792.192	1.355.809	7.431.403
9504100000	Video games of a kind used with atelelevision receiver	68.116	246.679	577.100	1.202.504
9504202000	Tables for billiards of all kinds	0	13.797	0	15.098
9504209000	Other articles and accessories forbilliards	33.260	134.166	102.268	221.709
9504300000	Oth games, operated by coins, banknotesbank cards, tokens/by other means	73.029	275.368	315.999	1.470.366
9504400000	Playing cards	108.180	360.844	105.477	280.483
9504901000	Bowling requisites of all kind	0	5.396	0	4.671
9504902000	Darts and parts and accesories of darts	98	98	500	500
9504903900	Other tables designed for use withcasino games	0	2.044	0	3.519
9504909100	Tables designed for games	365	4.899	2.141	10.394
9504909900	Other tables designed for games	3.789	33.372	24.361	191.983
9505100000	Articles for christmas festivities	24	25.981	45	73.877
9505900000	Festive,carnival/oth entertn.articlesincl conjuring tricks & novelty jokes	20.957	86.138	112.797	253.074
9506190000	Other snow-ski equipment	8.649	23.907	25.602	63.027
9506210000	Sailboards	0	871	0	1.662
9506290000	Other water-skis, surf-boards,sailboards& oth water-sport equipment	9.041	34.027	601.314	672.582
9506310000	Clubs for golf, complete	5.046	22.955	35.573	128.573
9506320000	Balls for golf	5.183	13.734	32.378	83.520
9506390000	Other golf equipment	1.052	5.036	35.333	66.382
9506401000	Tables tennis	8.625	48.993	39.218	117.762
9506409000	Oth articles & equip for table-tennis	9.509	58.942	29.942	125.367
9506510000	Art. & equip. for lawn tennis racketswhether/not strung	5.471	17.037	178.157	516.166
9506590000	Oth. art.&equip. for lawn tennis rackets	52.031	201.965	148.607	541.380
9506610000	Lawn-tennis balls	1.798	6.995	18.478	32.151
9506620000	Inflatable balls	48.029	163.679	214.730	1.040.942
9506690000	Other balls, other than golf balls &table-tennis balls	22.487	45.909	45.073	132.926
9506700000	Ice skates and roller skates, incl.skating boots with skates attached	5.779	18.153	15.609	39.304
9506910000	Artic.&equip. for general physicsexercise, gymnastics/athletics	329.922	1.037.795	964.561	3.526.714
9506992000	Bows and arrows for archery;crossbows	134	134	3.425	3.425
9506993000	Nets, cricket pads, shinguards andsimilar articles	8.033	28.272	68.249	142.823
9506995010	Shuttlecocks	5.991	16.898	58.495	120.960
9506995090	Other articles and equipment for sportbut badminton	3.044	23.845	12.505	124.164
9506999000	Oth articles&equipment for oth sports;swimming pools&paddling pools	15.770	40.864	67.630	166.594
9507100000	Fishing rods	60.930	170.093	158.239	947.704
9507200000	Fish-hooks, whether/not snelled	25.458	106.353	74.880	359.327
9507300000	Fishing reels	5.006	59.658	14.522	171.901
9507900000	Other fishing rods, hooks,/reels	20.696	52.658	651.946	13.152.415
9508100000	Travelling circuses and travellingmenageries	6.146	6.146	21.410	21.410
9508900000	Roundabouts,swings,shooting galleries&oth fairgrnd amus.; trave. theatres	235.248	261.633	1.527.945	1.752.511
9601100000	Worked ivory and articles of ivory	0	1.565	0	9.232
9601901000	Worked mother-of pearl/tortoise-shell & articles of the foregoing	0	237	0	67.764
9602001000	Gelatin capsules for pharmaceuticalproducts	2.449	12.714	78.316	394.262
9602002000	Cigar/cigarette cases, tobacco jars andhousehold ornamental articles	6	832	10	3.327
9602009000	Oth worked veget/minrl carving matrl&artic.ofthese matrls;ofwax,stearin,gum	672	10.171	7.237	138.482
9603101000	Brushes consisting of twigs/othersvegetable material bound together	47.229	333.832	86.862	370.456
9603102000	Brooms consisting of twigs/othersvegetable material bound together	24.425	166.993	29.105	296.108
9603210000	Tooth brushes, including dental-platebrushes	125.001	327.842	1.254.663	3.130.966
9603290000	Shaving brushes, hair brush, nail brush, eyelash o. toilet brush for use on men	21.530	63.696	92.654	276.532
9603300000	Artists' brushes, writing brush&similarbrushes for the applic.of cosmetics	44.121	64.514	452.458	587.973
9603400000	Paint, distemper, varnish/similarbrushes ; paint pads and rollers	267.268	970.936	377.372	1.229.821
9603500000	Other brushes constituting parts of machines, appliances/vehicles	18.102	92.478	224.082	622.704
9603901000	Prepared knots and tufts for broom/brush making	95	9.280	362	47.516
9603902000	Hand-operated mechanical floorsweepers, not motorised	4.873	34.961	24.238	116.943
9603904000	Other brushes	140.084	308.305	187.978	467.648
9603909200	Parts for goods of subheading 9603.90.20	46	8.596	522	22.718
9603909900	Parts for goods of oth than subheading 9603.90.10	132.397	298.778	396.440	912.472
9604001000	Hand sieves and hand riddles of metal	90	856	2.862	6.284
9604009000	Hand sieves and hand riddles of other material	1.842	5.220	15.623	22.089
9605001000	Travel sets for personal toilet	538	32.721	1.032	229.202
9605009000	Travel sets for sewing/shoe/clothes cleaning	653	27.741	628	232.106
9606100000	Press-fasteners, snap-fasteners and press-studs and parts thereof	42.912	125.023	516.897	1.515.079
9606210000	Buttons of plastics, not covered with textile	148.270	533.937	1.555.402	5.007.041
9606220000	Buttons of base metal, not covered with textile	52.990	304.522	765.062	3.575.218
9606290000	Buttons of other material	57.673	190.549	486.432	1.588.777
9606300000	Button moulds&other parts of buttons; button blanks	8.153	37.950	185.761	383.657
9607110000	Slide fasteners fitted with chainscoops of base metal	77.728	259.824	857.137	2.458.016
9607190000	Other slide fasteners	154.063	611.686	2.149.635	5.417.251
9607200000	Parts of slide fasteners	295.971	991.167	1.700.919	4.270.471
9608101000	Ball point pens of plastics	21.550	104.649	58.303	346.959

I.3. IMPOR MENURUT KOMODITI / IMPORT BY HS COMMODITY
***** MARET / MARCH 2010 *****

HS	Uraian Komoditi Commodity Description	Berat Bersih / Net Weight (Kg)		Nilai / Value C.I.F (US\$)	
		Bulan ini Current Month	Kumulatif Cum.Jan. to date	Bulan ini Current Month	Kumulatif Cum.Jan. to date
9608109000	Oth. ball point pens of plastics	96.477	236.004	316.707	990.055
9608200000	Felt tipped & other porous-tipped pens& markers	101.624	223.197	266.818	752.761
9608310000	Indian ink drawing pens	0	138	0	1.271
9608391000	Fountain pens	10.579	136.222	23.423	92.496
9608399000	Oth. indian ink drawing pens	28.288	70.313	35.791	144.112
9608400000	Propelling/sliding pencils	5.068	13.230	14.916	73.245
9608500000	Sets of articles from two/more of the foregoing subheadings	75.720	289.519	254.720	841.964
9608601000	Refills for ball point pens of plastics comprising the ball point&ink reservoir	685	5.895	18.647	106.589
9608609000	Oth. refills for ball point pens of plstcomprising the ball point&ink reservoir	5.918	12.407	123.782	377.126
9608919000	Pen nibs and nib points of other material	11.288	40.486	562.343	1.619.357
9608991000	Duplicating stylos	2.564	5.491	2.514	9.426
9608999000	Penholders,pencil-holders&similarholder parts of the foregoing articles	62.896	142.259	784.705	1.550.611
9609101000	Black pencils	189.471	589.688	426.114	1.355.797
9609109000	Crayons & other pencils with leads encased in a rigid sheath	75.913	180.812	114.409	282.290
9609200000	Pencil leads, black/colored	32.050	101.025	162.464	815.810
9609901000	Slate pencils for school slates	0	102	0	595
9609903000	Pencils & crayons other than those of subheading 9609.10.00	4.673	18.576	14.773	44.445
9609909000	Pastels, drawing charcoals, tailors' chalks	194.629	300.182	250.441	424.182
9610001000	School slates	10.633	54.545	7.897	43.369
9610009000	Oth slates&boards,with writing/drawingsurf'es,whethr/not framed for o.school	9.962	22.350	42.246	89.159
9611000000	Date, seal/numbering stamps & the like hands operate	8.045	57.437	65.602	448.510
9612101000	Ribbons of textile fabric	9.439	61.789	80.029	493.336
9612109000	Ribbons of other materials	52.839	195.195	639.300	1.665.263
9612200000	Ink-pads	725	9.129	6.721	31.891
9613101000	Pocket lighters, gas fuelled,non-refillable of plastics	621.635	1.724.073	681.524	1.642.110
9613109000	Oth. pocket lighters, gas fuelled,non-refillable	242.359	414.601	263.805	498.746
9613201000	Pocket lighters, gas fuelled,refillable of plastics	121.879	329.108	159.245	372.572
9613209000	Oth. pocket lighters, gas fuelled,refillable	22.575	34.922	80.790	253.500
9613801000	Piezo-elect lighters for stoves&ranges	2	5.322	52	21.218
9613802000	Cigarette lighters/table lighter of plastics	0	744	0	1.110
9613803000	Cigarette lighters/table lighters, othan of plastics	4.628	14.010	79.771	254.779
9613809000	Other lighters	1.461	39.773	17.185	97.915
9613901000	Parts of refilled cartridge/other receptacles	0	20.675	0	20.210
9613909000	Other parts of lighters other than flints and wicks	68.731	122.555	667.507	1.256.562
9614009000	Oth smoking pipes, cigar.cigaetterholders and parts thereof	470	4.360	4.516	18.439
9615111000	Hair slides and the like of hard rubbers/plastics	21.924	182.724	51.703	432.431
9615119000	Combs of hard rubbers/plastics	98.117	452.636	181.845	928.667
9615191000	Hair slides and the like of material other than hard rubbers/plastics	19.828	85.613	146.855	540.316
9615199000	Combs of material other than hard rubbers/plastics	62.835	212.698	120.728	319.212
9615901100	Decorative hair pins of aluminium	0	147	0	2.212
9615901200	Decorative hair pins of iron/steel	250	818	2.825	10.104
9615901900	Oth. decorative hair pins	212	7.563	2.349	20.088
9615902000	Parts of decorative hair pins	53	749	76	1.276
9615909100	Parts decorative hair pins of aluminium	0	864	0	16.701
9615909200	Parts decorative hair pins of iron/steel	13.371	13.421	15.929	17.017
9615909900	Oth. parts of decorative hair pins	1.443	3.643	9.167	28.689
9616101000	Sprays of scent and similar toiletsprays	64.136	187.404	693.823	1.716.665
9616102000	Mounts and heads of the sprays	73.961	226.769	341.710	1.109.330
9616200000	Powder-puffs&pads for the application of cosmetics/toilet preparations	6.213	37.273	171.125	802.828
9617001000	Vacuum flasks and other vacuum vessels	112.903	373.238	257.772	757.713
9617002000	Parts of vacuum flasks & oth vacuum vessels other than glass inners	3	86	187	939
9618000000	Tailor' dummies & oth lay figs;auto-&oth displ.used for shop window dressing	11.901	21.538	49.372	143.619
9701100000	Paintings, drawings and pastels	4.947	22.185	12.568	258.689
9701901000	Colleges & similar decorative plaques of cut flower bud,foli/oth part of plant	0	13	0	322
9701902000	Colleges & similar decorative plaques of natural corks	0	1.005	0	11.353
9701909000	Colleges & similar decorative plaques other than of natural cork	4.655	7.344	12.221	33.579
9702000000	Original engravings, prints and lithographs	1.101	1.637	2.698	3.354
9703000000	Original sculptures and statuary, in any material	12.884	60.197	12.016	78.219
9704009000	Postal stationary other than postage or revenue stamps	0	409	0	53.725
9705000010	Collection and collectors pieces of zoological interest	0	2.044	0	66.491
9705000090	Collection and collectors pieces of oth than zoologic/archaeologic interest	0	42	0	5.211
9801101000	Sedan of head 8703 with cylinder cap <1500 cc, incompletely knocked down	28.952	161.265	912.026	4.038.727
9801102000	Oth vhcl of head 8703 with (4x2) system incompletely knocked down, for person	2.620.292	6.471.805	27.862.559	66.964.702
9801201000	Vhcls of head 8704 with gross weight <= 5 ton, incompletely knocked down	459.175	1.275.242	5.729.063	15.674.638
9801202000	Vhcls of head 8704 with 5 ton < gross weight <= 24 ton, incompletely knocked down	4.429.369	11.244.459	46.421.048	118.616.799
9801203000	Vhcls of head 8704 with gross weight > 24 ton, incompletely knocked down, for good	3.099.687	7.637.521	32.830.845	80.864.440
9801302000	Vhcls of head 8702 with 5 tons < gross weight <= 24 ton, incompletely knocked down	403.786	742.186	3.791.683	7.103.513
9802100000	Rotary internal/spark-ignition combustcomprsn-ignition pist engine, of inckd	66.742	156.044	1.004.437	3.194.311
9802200000	Gear boxes, of incomplete knocked down vehicles	117.736	204.044	1.460.908	2.808.692
9802300000	Drive-axes, of incomplete knocked down vehicles	745.723	1.489.076	5.108.929	9.027.652
TOTAL IMPORT		8.994.268.257	25.326.475.036	10.972.641.400	29.961.239.745

I.4. IMPOR MENURUT NEGARA ASAL / IMPORT BY COUNTRY OF ORIGIN
***** MARET / MARCH 2010 *****

Country Code	Negara Asal Country of origin	Berat bersih / Net weight (Kg)		Nilai / Value C.I.F (U S \$)	
		Bulan ini Current month	Kumulatif Cum. Jan. to date	Bulan ini Current month	Kumulatif Cum. Jan. to date
111	JP Japan	349.575.297	861.288.793	1.353.372.207	3.525.781.229
112	HK Hong Kong	16.020.560	42.718.550	128.109.087	352.818.602
113	KP Korea, Democratic People's Republic	56	136.557	1.708	111.515
114	KR Korea, Republic Of	436.939.826	853.995.801	598.068.025	1.452.305.293
115	TW Taiwan	147.655.961	503.992.851	233.407.401	732.132.236
116	CN China	712.796.335	2.155.733.683	1.380.843.998	4.240.330.132
117	MN Mongolia	780	780	28.459	28.459
118	MO Macau	138.150	347.762	694.329	1.762.086
120	PG Papua New Guinea	738.808	3.112.022	1.423.571	6.070.875
121	TH Thailand	571.813.462	1.398.541.243	749.029.394	1.789.420.962
122	SG Singapore	1.610.429.361	4.221.858.739	1.923.347.929	4.856.037.734
123	PH Philippines	33.057.361	65.637.701	64.461.704	145.656.622
124	MY Malaysia	1.282.652.409	3.335.002.724	867.290.596	2.327.107.174
125	MM Myanmar (form. Burma)	7.974.364	12.647.497	6.069.166	9.869.357
126	KH Cambodia	18.599	55.751	176.761	511.742
127	BN Brunei Darussalam	79.069.541	420.368.841	44.702.936	245.792.101
128	LA Lao People's Democratic Republic	58.622	175.158	43.608	216.787
129	NP Nepal	142	278	904	2.004
131	VN Viet Nam	57.409.299	132.100.830	90.030.297	208.828.463
133	IN India	190.391.430	598.036.902	232.428.868	682.628.488
134	PK Pakistan	2.880.371	44.913.201	5.576.251	45.041.208
135	BD Bangladesh	2.317.588	5.839.609	2.887.522	9.780.848
136	LK Sri Lanka	12.964.838	32.383.278	6.075.549	15.484.582
137	AF Afghanistan	0	1	0	12
138	ID Indonesia	2.171.514	3.827.086	4.881.495	12.061.137
142	IR Iran (Islamic Republic Of)	68.034.603	113.799.467	53.465.050	94.563.988
143	SA Saudi Arabia	388.577.318	1.354.672.166	281.359.192	916.766.641
144	IL Israel	30.973	162.193	495.053	2.214.801
145	KW Kuwait	16.911.977	236.881.759	17.821.883	166.544.804
146	JO Jordan	40.703.456	52.024.459	6.487.461	10.257.384
148	LB Lebanon	31.309	524.604	68.162	52.157.472
149	PN Palestina	0	156	0	5.117
151	YE Yemen	51.841	63.616	312.046	363.046
152	OM Oman	7.093.712	31.217.503	15.698.111	52.270.227
153	SY Syria Arab Republic	42.070	71.440	47.819	208.117
154	TR Turkey	31.848.360	152.148.511	16.090.607	70.140.956
155	AE United Arab Emirates	16.445.372	145.427.157	16.479.186	97.630.951
156	QA Qatar	34.043.173	68.290.444	36.135.670	65.917.463
157	BH Bahrain	1.201.392	36.154.249	2.505.537	30.980.023
158	CY Cyprus	5.711.913	5.819.446	2.578.353	2.631.226
211	EG Egypt	127.800.458	224.141.843	49.525.507	61.051.669
213	MA Morocco	22.439	212.311	556.033	1.585.450
214	TN Tunisia	1.337.543	3.226.831	904.392	2.378.588
216	SD Sudan	20.406	163.280.152	54.613	101.717.019
219	NA Namibia	148.177	950.455	346.550	2.298.488
221	ET Ethiopia	30.000	668.499	36.000	350.493
222	TZ Tanzania, United Republic Of	3.293.619	10.874.663	4.883.515	15.465.607
223	MG Madagascar	125.916	266.646	734.752	1.771.388
225	KE Kenya	303.283	16.891.134	847.161	10.969.274
227	MZ Mozambique	156.189	3.040.666	272.386	4.144.865
228	BW Botswana	4	30	170	983
230	TG Togo	0	230.643	0	76.599
231	GH Ghana	1.200.000	2.630.130	4.881.601	10.560.535
232	LR Liberia	3.487.000	3.487.000	5.500.000	5.500.000
234	AO Angola	42.083	301.953	267.013	1.313.910
235	CG Congo	0	148	0	3.904
236	CM Cameroon	702.103	2.233.037	2.167.553	5.690.006
237	NG Nigeria	123.128.648	346.352.300	78.431.596	224.777.524
238	SL Sierra Leone	0	121.517	0	40.562
239	GA Gabon	0	171.273	0	117.672
240	CI Cote D'ivoire	1.673.877	3.164.090	5.111.226	8.303.062
241	SN Senegal	12.967	127.207	22.992	226.466
242	MR Mauritania	31	31	1.697	1.697
243	ML Mali	1.161.616	3.316.733	2.046.680	5.192.274
244	BJ Benin	303.900	1.563.943	107.885	1.566.173
245	BF Burkina Faso	1.637.942	3.872.082	2.889.730	6.338.607
248	VI U.s. Virgin Islands	4.235	4.235	45.942	45.942
251	UG Uganda	259.023	370.878	435.790	696.759
252	CF Central African Republic	200.000	482.096	345.769	741.917
253	NE Niger	777	19.435	27.491	240.682
254	TD Chad	283.757	553.189	511.486	967.984
255	DJ Djibouti	60.825	60.825	21.897	21.897
256	SH Saint Helena	5.113	6.260	17.985	22.867
260	SZ Swaziland	609.626	700.915	401.067	4.196.119
261	ZA South Africa	38.787.632	110.593.178	38.003.497	102.201.560
262	ZW Zimbabwe	534.904	2.251.737	887.784	6.652.383
263	ZM Zambia	608.937	1.059.442	899.982	1.577.499

I.4. IMPOR MENURUT NEGARA ASAL / IMPORT BY COUNTRY OF ORIGIN
***** MARET / MARCH 2010 *****

Country Code	Negara Asal Country of origin	Berat bersih / Net weight (Kg)		Nilai / Value C.I.F (U S \$)	
		Bulan ini Current month	Kumulatif Cum. Jan. to date	Bulan ini Current month	Kumulatif Cum. Jan. to date
264	MW Malawi	1.091.950	3.476.878	1.351.998	4.697.730
266	BI Burundi	0	93.111	0	140.625
267	MU Mauritius	11.717	74.975	69.190	191.969
298	VG Virgin Islands (british)	88.618	110.052	686.429	810.890
311	AU Australia	588.551.242	1.696.709.168	330.758.600	916.304.971
312	NZ New Zealand	57.743.388	148.744.135	73.001.002	185.675.011
318	FM Micronesia, Federated States Of	290	607	1.042	2.343
321	NR Nauru	378	404	38.534	40.754
322	NC New Caledonia	15.369	24.171	8.914	25.963
329	ON Oth.oceania	9	9	196	196
331	AS American Samoa	1.148.459	1.476.909	521.270	2.230.750
332	CK Cook Islands	29.171	102.814	176.958	574.571
333	FJ Fiji	0	101.941	0	31.866
334	KI Kiribati	0	1.200.000	0	1.066.200
335	MH Marshall Islands	0	5.211.000	0	15.500.000
336	WS Samoa	0	17.756	0	29.074
337	SB Solomon Islands	375.000	570.000	1.333.548	2.006.654
340	CX Christmas Islands	0	1	0	4
341	UM United States Minor Outlying Island	6	6	970	970
342	CC Cocos (keeling) Islands	0	1.138	0	879
343	TK Tokelau	0	580	0	12.512
391	TL East Timor	0	88.914	0	77.488
411	US United States	606.834.159	1.660.325.819	882.948.291	2.263.328.494
412	CA Canada	126.175.891	403.931.441	68.689.857	210.047.671
421	MX Mexico	2.505.816	31.061.540	18.236.611	44.279.819
422	GT Guatemala	1.024	2.013	19.831	43.160
423	HN Honduras	45	162	3.283	8.077
424	NI Nicaragua	14.432	16.244	58.038	83.804
425	PA Panama	6.948	2.441.128	90.021	4.179.825
426	CU Cuba	0	46	0	86.352
427	CB Curacao	0	4.110	0	2.031
428	SR Suriname	0	29.600	0	21.140
431	CL Chile	12.160.217	352.112.640	9.159.020	66.888.668
432	VE Venezuela	126.137	215.384	415.513	473.602
433	AR Argentina	121.752.542	241.543.138	58.078.978	109.230.821
434	BR Brazil	256.629.918	569.150.193	97.169.356	270.295.522
435	CO Colombia	4.039.207	6.637.378	4.453.830	8.633.338
436	BO Bolivia	576.000	576.686	353.160	355.698
437	UY Uruguay	344.908	766.392	633.191	1.053.485
438	PY Paraguay	255.521	1.175.436	210.714	1.432.612
441	EC Ecuador	41.165	368.842	74.875	867.962
442	PE Peru	1.685.439	3.461.431	2.661.106	5.435.076
443	GY Guyana	95.040	95.040	94.113	94.113
444	TT Trinidad And Tobago	33.200.443	34.511.668	8.703.439	9.086.390
445	BS Bahamas	20.810	21.076	95.338	101.020
446	JM Jamaica	150	226.018	720	89.994
447	PR Puerto Rico	1.662	20.290	611.147	1.989.985
448	BZ Belize	24.065	80.915	11.244	53.105
449	DO Dominican Republic	1	112.011	272	40.707
450	SV El Salvador	22.550	64.094	6.931	19.990
451	CR Costa Rica	322.948	399.615	598.922	855.652
452	HT Haiti	0	271.203	0	90.980
453	BB Barbados	0	23.100	0	46.315
454	AG Antigua And Barbuda	0	36	0	1.069
455	AI Anguilla	27	27	2.807	2.807
456	AW Aruba	0	322.952	0	59.038
458	CV Cape Verde	1	1	10	10
460	DM Dominica	0	66.009	0	85.719
465	GD Grenada	0	56.265	0	53.807
467	AN Netherlands Antilles	22.499	44.734	92.057	117.155
468	NF Norfolk Islands	12.000	49.442	72.180	226.170
469	LC Saint Lucia	0	1.238	0	22.077
473	KN Saint Kitts And Nevis	0	4	0	193
511	GB United Kingdom	27.229.196	170.201.626	70.515.656	195.956.655
512	NL Netherlands	63.928.627	141.683.242	87.476.593	186.484.666
513	FR France	24.612.873	74.913.301	73.031.899	211.685.482
514	DE Germany	57.763.869	154.264.654	251.279.450	660.309.520
515	AT Austria	3.161.412	11.029.462	21.339.920	67.548.924
516	BE Belgium	27.772.918	91.642.251	44.128.149	117.087.642
517	CH Switzerland	8.901.665	17.658.303	40.438.924	105.958.205
518	LU Luxembourg	121.731	1.419.160	374.530	1.432.534
519	GI Gibraltar	0	50.239	0	215.023
520	MC Monaco	1.213	2.379	32.292	72.244
521	DK Denmark	832.223	5.349.835	10.544.070	32.065.947
522	NO Norway	16.738.967	58.915.862	27.871.832	130.060.976
523	SE Sweden	12.792.489	37.905.116	39.143.778	130.691.805
524	FI Finland	7.072.182	18.156.872	22.652.237	58.843.669

I.4. IMPOR MENURUT NEGARA ASAL / IMPORT BY COUNTRY OF ORIGIN
***** MARET / MARCH 2010 *****

Country Code	Negara Asal Country of origin	Berat bersih / Net weight (Kg)		Nilai / Value C.I.F (U S \$)	
		Bulan ini Current month	Kumulatif Cum. Jan. to date	Bulan ini Current month	Kumulatif Cum. Jan. to date
525	IE Ireland	1.252.892	2.836.631	7.348.084	22.674.730
526	IT Italy	30.235.784	115.351.132	70.374.614	212.010.878
527	ES Spain	7.003.169	40.804.355	27.641.458	84.184.978
528	PT Portugal	737.874	1.834.581	994.606	2.599.854
529	IS Iceland	5	11.899	116	214.443
530	MS Montserrat	15	15	1.339	1.339
531	GR Greece	6.682.735	16.936.344	6.874.488	19.480.095
533	AD Andorra	0	400	0	14.233
534	LI Liechtenstein	1	108	1.329	7.816
540	CD Democratic Republic Of The Congo	178.791	258.211	1.305.856	1.486.370
542	HU Hungary	434.298	1.580.736	23.665.588	40.496.568
543	PL Poland	796.414	2.376.421	2.006.803	7.418.282
544	RO Romania	112.422	566.274	925.187	3.017.741
545	BG Bulgaria	3.133.779	20.587.206	2.412.574	6.302.290
547	YU Serbia	0	24	0	66
548	AL Albania	39	8.307	1.713	248.597
550	AZ Azerbaijan	133.588.445	369.100.022	77.785.436	212.871.031
551	BY Belarus	4.567.101	65.628.099	2.074.008	30.478.486
552	KZ Kazakhstan	42.688	145.690	32.939	274.730
553	KG Kyrgyzstan	728.399	850.326	1.559.071	1.939.358
554	MD Moldova, Republic Of	1.076	1.164	63.956	67.388
555	TJ Tajikistan	447.596	705.156	648.183	1.139.682
556	TM Turkmenistan	39.660	153.321	35.298	245.783
557	UA Ukraine	112.569.982	259.324.634	55.785.171	129.604.593
558	UZ Uzbekistan	719.826	888.328	1.265.675	1.582.564
559	LT Lithuania	28.398.953	28.648.897	9.106.045	9.717.035
560	LV Latvia	812	112.107	16.021	447.466
561	EE Estonia	252.154	1.237.870	72.524	702.100
562	GE Georgia	152	1.778	6.328	42.351
563	HR Croatia	325.128	691.108	424.152	1.026.989
564	BA Bosnia And Herzegovina	19	651	442	8.778
565	MT Malta	341	2.006.166	43.044	76.115
566	SK Slovakia	186.047	890.539	371.294	1.076.446
567	SI Slovenia	192.242	1.408.577	1.539.584	3.664.557
568	CZ Czech Republic	1.459.220	2.221.299	4.422.003	9.795.459
570	MK Rep. Of Macedonia	70	55.052	1.224	23.272
572	RU Russia Federation	157.578.428	640.669.061	79.828.774	317.438.829
TOTAL IMPORT		8.994.268.257	25.326.475.036	10.972.641.400	29.961.239.745

I.5. IMPOR MENURUT PROPINSI DAN PELABUHAN BONGKAR
IMPORT BY PROVINCE AND PORT OF IMPORTATION
***** MARET / MARCH 2010 *****

Kode	Pelabuhan Bongkar Port of Importation	Berat bersih / Net weight (Kg)		Nilai / Value C.I.F (U S \$)	
		Bulan ini	Kumulatif	Bulan ini	Kumulatif
		Current month	Cum. Jan. to date	Current month	Cum. Jan. to date
NANGROE ACEH DARUSSALAM		17.947.091	62.172.820	1.903.659	5.174.888
104	IDLSW Lhok Seumawe	16.683.096	29.869.096	1.338.795	1.849.315
106	IDLAS Langsa, Sumatra	193.995	867.210	111.802	456.161
110	IDSIN Sinabang	1.070.000	1.070.000	453.062	453.062
111	IDTPK Tapaktuan	0	16.517	0	159.517
118	IDKLS Kuala Langsa	0	1.437.997	0	997.202
119	IDLHK Lhok Nga	0	28.912.000	0	1.259.631
SUMATERA UTARA		452.763.238	1.320.769.602	288.224.847	809.801.169
144	IDBLW Belawan	448.081.541	1.241.210.381	284.757.365	770.526.162
145	IDTJB Tanjung Balai Asahan	4.438.517	13.182.879	1.897.789	5.803.681
166	IDMES Medan / Polonia (u)	95.053	247.738	1.419.344	6.695.918
170	IDKTJ Kuala Tanjung	148.127	66.128.604	150.349	26.775.408
SUMATERA BARAT		70.543.387	225.621.143	53.677.544	138.105.422
191	IDTBY Padang/tl.bayur	70.543.348	225.620.704	53.655.444	138.046.083
192	IDPDG Padang / Tabing (u)	39	439	22.100	59.339
RIAU		147.224.616	577.115.335	72.384.705	272.227.796
225	IDDUM Dumai	66.767.203	329.019.809	28.491.475	129.161.136
230	IDSPA Selat Panjang	11.117	43.295	4.789	19.235
233	IDPEK Pekanbaru (rumbai)	1.831.306	5.185.053	5.969.809	13.086.912
235	IDSUQ Sungai Guntung	4.081.100	4.081.100	2.238.915	2.238.915
242	IDTEM Tembilahan	11.185	15.962	110.100	201.542
261	IDPKU Simpang Tiga (u)	6.312	20.273	60.027	152.530
273	IDPAK Pekanbaru	4.462.044	8.786.743	3.385.666	8.854.069
277	IDBUN Buatan	41.618.276	110.553.812	18.408.549	46.215.634
278	IDPWG Perawang, Sumatra	28.436.073	119.409.288	13.715.375	72.297.823
JAMBI		11.866.239	33.459.412	7.470.579	26.166.161
291	IDKTK Kuala Tungkal	6.519.498	25.491.026	3.520.968	19.982.561
292	IDMSA Muara Sabak	1.495.159	3.213.210	657.870	1.492.797
293	IDDJM Jambi	3.851.582	4.755.176	3.291.741	4.690.803
SUMATERA SELATAN		35.553.205	76.889.008	24.156.673	53.457.374
326	IDPLA Palembang - Plaju	21.444	100.799	111.320	313.803
334	IDPLM Sm.badaruddin (u)	28.362	63.222	827.776	1.189.628
340	IDMRI Musi River/boom Baru	35.503.399	76.724.987	23.217.577	51.953.943
BENGGKULU		2.972.000	2.972.000	2.930.776	2.930.776
361	IDBKU Bengkulu	2.972.000	2.972.000	2.930.776	2.930.776
LAMPUNG		187.851.085	525.768.399	146.022.833	409.512.012
364	IDKTA Kota Agung	87.012.731	241.245.371	64.437.897	180.918.723
395	IDPJG Panjang	100.838.354	284.523.028	81.584.936	228.593.289
BANGKA BELITUNG		1.478.979	13.407.542	9.784.473	28.633.378
321	IDMUO Muntok	0	2.388.798	0	3.158.348
323	IDPGX Pangkal Balam	1.478.979	11.018.744	9.784.473	25.475.030
KEPULAUAN RIAU		355.163.036	1.157.024.521	889.408.407	2.501.793.017
248	IDTBK Tg Balai Karimun	6.350.517	15.718.101	8.849.089	31.635.022
249	IDPSS Pulau Sambu	0	168.501.458	0	81.994.970
250	IDTAN Tanjung Uban	122.952.975	301.440.758	84.499.200	211.609.324
251	IDTPN Tanjung Pinang	1.132.470	1.479.366	993.069	3.224.124
252	IDTER Terempa	386.318	389.717	681.508	683.805
253	IDPEU Penuba	0	1.760	0	1.231
257	IDBPD Belakang Padang	0	9	0	22.238
258	IDBTU Batu Ampar	128.552.264	371.480.194	440.121.341	1.211.673.109
262	IDTNJ Kijang (u)	0	793	0	2.529
265	IDSKP Sekupang	20.569.103	57.680.348	217.546.534	523.467.509
267	IDKAB Kabil/panau	75.075.629	239.606.624	92.412.922	296.327.554
271	IDBTH Hang Nadim (u)	143.760	387.888	44.304.744	140.631.135
272	IDMNT Mantang, Riau	0	337.505	0	520.467
DKI JAKARTA		2.463.494.480	6.471.483.522	5.480.584.178	14.692.801.086
431	IDTPP Tanjung Priok	2.408.809.490	6.362.368.095	4.711.454.707	12.678.513.994
432	IDKLB Kalibaru	45.897.875	86.716.386	21.894.715	45.277.456
433	IDJKT Jakarta / Pasar Ikan	5.325	8.056	35.911	108.728
434	IDCGK Sukarno Hatta (u)	8.684.820	22.136.458	741.565.452	1.946.624.200
435	IDPSB Jkt./ Pos Pasar Baru	57	123	1.903	3.721
436	IDHLP Hlm. Perdana Kusuma	96.913	254.404	5.631.490	22.272.987

I.5. IMPOR MENURUT PROPINSI DAN PELABUHAN BONGKAR
IMPORT BY PROVINCE AND PORT OF IMPORTATION
***** MARET / MARCH 2010 *****

Kode	Pelabuhan Bongkar Port of Importation	Berat bersih / Net weight (Kg)		Nilai / Value C.I.F (U S \$)	
		Bulan ini	Kumulatif	Bulan ini	Kumulatif
		Current month	Cum. Jan. to date	Current month	Cum. Jan. to date
JAWA BARAT					
463	IDCBN Cirebon/pengung	141.719.396	738.843.728	95.785.315	499.226.690
467	IDBLG Balongan	10.311.397	26.607.756	4.151.513	33.353.817
468	IDBND Bandung(plt/gd Bage)	129.295.202	695.075.442	88.222.470	445.165.356
471	IDTLN Tanjung Leneng	698.694	2.874.170	1.161.494	4.087.927
480	IDCIN Cinta, Java	1.414.103	9.374.080	2.249.838	13.536.034
		0	4.912.280	0	3.083.556
JAWA TENGAH					
494	IDTES Tanjung Emas	915.975.375	2.758.791.677	771.505.034	2.325.350.097
495	IDCXP Cilacap	265.915.202	699.983.883	365.942.303	1.077.007.542
496	IDSRG Achmad Yani (u)	648.264.202	2.038.664.021	404.643.317	1.235.306.620
497	IDSMR Semarang (plt)	5.637	12.512	112.973	246.630
498	IDSOC Jebres/adi Sumarmo	1.787.547	20.125.893	712.180	12.538.787
		2.787	5.368	94.261	250.518
D I YOGYAKARTA					
531	IDJOG Adi Sucipto (u)	1.511	7.529	36.172	177.805
		1.511	7.529	36.172	177.805
JAWA TIMUR					
561	IDTUB Tuban	1.846.190.958	4.746.723.550	1.327.676.026	3.576.332.674
562	IDGRE Gresik	85.860.086	204.449.018	54.136.778	130.433.704
563	IDTPE Tanjung Perak	87.596.489	270.143.595	18.284.029	105.774.493
566	IDPRN Panarukan	1.519.635.442	3.800.065.856	1.122.243.311	2.937.741.294
567	IDBJU Banyuwangi	130.644.469	417.154.959	89.870.392	287.782.329
573	IDPAC Pacitan	21.407.922	50.403.432	17.071.108	39.677.224
575	IDSAM Sampang	0	1.166.680	0	2.802.327
587	IDSUB Surabaya /Juanda (u)	0	19.500	0	61.500
588	IDSUR Surabaya (plt)	832.908	2.220.769	25.316.423	68.004.563
594	IDSUP Sumenep, Madura	213.607	1.099.706	753.549	4.054.804
		35	35	436	436
BANTEN					
461	IDMRK Merak	963.895.119	3.055.839.462	627.241.536	1.735.089.103
473	IDCGD Cigading	518.362.138	1.487.570.553	444.476.442	1.178.876.937
		445.532.981	1.568.268.909	182.765.094	556.212.166
B A L I					
613	IDBOA Benaololoan	84.287.233	266.533.442	70.897.970	240.926.971
618	IDCBW Celukan Bawang	76.335.448	258.093.448	60.641.772	218.654.752
620	IDDPS Ngurah Rai (u)	7.681.163	7.681.163	3.238.525	3.238.525
		270.622	758.831	7.017.673	19.033.694
NUSA TENGGARA BARAT					
655	IDBMU Bima	17.556.845	33.511.791	99.923.241	190.766.565
661	IDAMI Mataram / Selaparang	11.658.785	26.613.759	98.592.339	188.815.062
663	IDBDS Badas Sumbawa	0	50	0	650
		5.898.060	6.897.982	1.330.902	1.950.853
NUSA TENGGARA TIMUR					
686	IDATA Atapupu	10.843.347	24.028.920	1.778.801	3.048.588
693	IDTEN Tenau	0	68.635	0	34.788
		10.843.347	23.960.285	1.778.801	3.013.800
KALIMATAN BARAT					
714	IDPON Pontianak	12.844.774	30.865.022	8.738.531	29.317.022
722	IDPNK Supadio (u)	12.844.699	30.864.827	8.647.874	29.154.718
		75	195	90.657	162.304
KALIMANTAN TENGAH					
743	IDPKN Pangkalan Bun	0	205.026	0	2.839.815
744	IDKUM Kumai	0	6.600	0	6.359
		0	198.426	0	2.833.456
KALIMANTAN SELATAN					
771	IDBAN Banjarmasin	227.456.911	360.119.389	167.937.518	294.846.454
773	IDKTB Kotabaru	15.510.937	41.719.270	31.690.815	95.434.016
775	IDBLC Batu Licin	210.491.572	316.582.879	133.403.093	196.059.022
		1.454.402	1.817.240	2.843.610	3.353.416
KALIMANTAN TIMUR					
803	IDBPP Balikpapan	822.378.371	2.165.639.341	595.337.712	1.527.696.934
805	IDSRD Samarinda	715.192.163	1.757.939.352	459.730.028	1.146.781.783
806	IDTRD Tanjung Redep	7.463.843	61.359.208	20.957.969	72.343.497
807	IDTJS Tanjung Selor	5.000.000	32.723.000	17.943	2.600.837
808	IDLIN Lingkas Tarakan	9.250.000	12.700.000	35.863	52.037
809	IDNIN Nunukan	13.876.629	17.276.629	985.023	1.002.877
810	IDTGR Pasir/tanah Grogot	29.000.000	72.372.270	116.208	2.407.821
812	IDBYQ Bunyu	105.785	424.160	800.000	2.330.000
813	IDTSG Tanjung Sangata	7.000.000	9.800.000	34.163	48.866
814	IDBPN Sepinggau (u)	14.293.911	37.525.743	26.675.318	98.076.377
817	IDBTG Bontang	417.422	909.979	47.588.280	75.512.434
819	IDJUA Juata Tarakan	722.713	138.755.950	20.280.714	108.277.281
		1.905	3.799.050	1.533.702	1.680.623

I.5. IMPOR MENURUT PROPINSI DAN PELABUHAN BONGKAR
IMPORT BY PROVINCE AND PORT OF IMPORTATION
***** MARET / MARCH 2010 *****

Kode Pelabuhan Bongkar <i>Port of Importation</i>	Berat bersih / <i>Net weight (Kg)</i>		Nilai / <i>Value C.I.F (U S \$)</i>	
	Bulan ini	Kumulatif	Bulan ini	Kumulatif
	<i>Current month</i>	<i>Cum. Jan. to date</i>	<i>Current month</i>	<i>Cum. Jan. to date</i>
822 IDADB Adang Bay	20.054.000	20.054.000	16.582.501	16.582.501

<https://www.bps.go.id>

I.5. IMPOR MENURUT PROPINSI DAN PELABUHAN BONGKAR
IMPORT BY PROVINCE AND PORT OF IMPORTATION
***** MARET / MARCH 2010 *****

Kode	Pelabuhan Bongkar <i>Port of Importation</i>	Berat bersih / <i>Net weight (Kg)</i>		Nilai / <i>Value C.I.F (U S \$)</i>	
		Bulan ini	Kumulatif	Bulan ini	Kumulatif
		<i>Current month</i>	<i>Cum. Jan. to date</i>	<i>Current month</i>	<i>Cum. Jan. to date</i>
	SULAWESI UTARA	0	2.476.092	0	15.643.285
835	IDBIT Bitung	0	2.476.092	0	15.643.285
	SULAWESI TENGAH	1.163.180	1.269.277	2.668.034	3.388.154
867	IDPSJ Posso	1.163.180	1.269.277	2.668.034	3.388.154
	SULAWESI SELATAN	140.835.773	456.079.034	105.029.986	248.956.844
892	IDPAP Pare-pare	8.176.648	12.323.119	4.574.804	6.995.297
893	IDUJU Ujungpandang	96.087.878	314.003.112	70.270.390	163.050.670
897	IDMLI Malili, Sulawesi	36.564.444	129.739.121	29.865.251	77.321.823
904	IDUPG Hasanuddin (u)	0	873	0	841.835
907	IDSQR Soroako	6.803	12.809	319.541	747.219
	GORONTALO	5.054.048	5.054.048	15.142.681	15.142.681
841	IDGOR Gorontalo	5.054.048	5.054.048	15.142.681	15.142.681
	MALUKU	22.393.804	46.160.753	25.158.797	42.594.004
946	IDAMB Ambon	22.386.784	44.016.586	25.141.213	42.149.952
948	IDBAD Banda Naira	0	2.123.280	0	375.987
949	IDLUV Tual	7.020	20.887	17.584	68.065
	MALUKU UTARA	41.000	12.636.861	1.117.733	3.513.855
942	IDTTE Ternate	41.000	186.861	1.117.733	3.461.746
961	IDMAL Mangole	0	12.450.000	0	52.109
	PAPUA BARAT	109.436	911.436	159.394	325.219
971	IDSOR Sorong	109.436	911.436	159.394	325.219
	PAPUA	34.663.820	154.095.354	79.958.245	265.453.906
980	IDTIM Amamapare	34.663.820	154.095.354	79.958.245	265.453.906
	TOTAL IMPORT	8.994.268.257	25.326.475.036	10.972.641.400	29.961.239.745

**I.6 IMPOR KOMODITI MENURUT NEGARA ASAL / IMPORT BY COUNTRY OF ORIGIN
DAN LIMA GOLONGAN BARANG (SITC) UTAMA / AND FIVE MAJOR SITC COMMODITY GROUP
** MARET / MARCH 2010 ****

Negara Asal/SITC/Uraian Golongan Barang <i>Country of Origin/SITC/group Description</i>	Berat Bersih / <i>Net Weight (Kg)</i>		Nilai CIF / <i>CIF Value (US\$)</i>	
	Bulan ini <i>Current month</i>	Kumulatif <i>Cum. Jan to date</i>	Bulan ini <i>Current month</i>	Kumulatif <i>Cum. Jan to date</i>
JAPAN				
782 Motor Vehicle For The Transportation Of Goods	12 795 894	28 808 459	132 604 995	300 426 297
784 Parts And Accessories Of The Motor Vehicles	5 607 236	15 365 346	69 846 140	192 294 513
723 Civil Engineering And Contractor Plants And Equipments/parts	11 239 126	25 479 982	76 015 578	166 267 319
713 Internal Combustion Piston Engines And Parts	3 924 534	10 136 099	57 482 739	154 325 983
781 Passenger Motor Cars	5 751 718	13 778 445	67 667 439	153 804 247
LAINNYA	310 256 789	767 720 462	949 755 316	2 558 662 870
SUB TOTAL	349 575 297	861 288 793	1 353 372 207	3 525 781 229
HONG KONG				
764 Telecommunication Equipments And Parts	815 801	1 817 010	39 651 300	79 701 255
652 Cotton Fabrics, Woven	1 152 007	3 927 361	11 050 442	35 519 191
655 Knitted Or Crocheted Fabrics	851 008	3 626 862	6 645 585	28 744 111
776 Thermionic, Cold Cathode, And Photo Cathode Valves/tubes	702 490	1 432 781	6 875 980	19 767 016
772 Electrical Apparatus For Making And Breaking Electrical Circ	176 039	462 306	8 302 264	18 220 240
LAINNYA	12 323 215	31 452 230	55 583 516	170 866 789
SUB TOTAL	16 020 560	42 718 550	128 109 087	352 818 602
KOREA, DEM. PEOPLE'S REP.				
575 Other Plastics In Primary Forms	0	28 800	0	41 040
522 Inorganic Chemical Elements, Oxides And Halogen Salts	0	92 960	0	34 126
598 Miscellaneous Chemical Products	0	14 000	0	19 880
664 Glass	0	617	0	11 492
657 Special Yarns, textile Fabrics	44	124	1 494	3 884
LAINNYA	12	56	214	1 093
SUB TOTAL	56	136 557	1 708	111 515
KOREA, REPUBLIC OF				
334 Petroleum Products, Refined	261 283 714	396 041 510	171 757 460	264 250 283
764 Telecommunication Equipments And Parts	546 611	1 164 369	35 829 495	76 690 720
655 Knitted Or Crocheted Fabrics	2 336 375	7 207 502	20 225 140	59 354 842
673 Flat Rolled Products, Not Clad	28 830 991	74 680 946	20 930 765	54 400 322
761 Television Receivers	477 660	1 344 810	15 452 440	37 931 020
LAINNYA	143 464 475	373 556 664	333 872 725	959 678 106
SUB TOTAL	436 939 826	853 995 801	598 068 025	1 452 305 293
TAIWAN				
334 Petroleum Products, Refined	29 461 193	130 705 832	21 004 376	96 207 556
673 Flat Rolled Products, Not Clad	17 769 570	56 036 217	11 964 223	37 895 870
674 Flat Rolled Products, Clad Or Plated	13 670 344	42 786 367	11 746 398	35 946 956
655 Knitted Or Crocheted Fabrics	1 331 398	3 573 738	11 529 011	30 572 698
653 Fabrics, Woven, Of Man-made Fibres	1 103 933	2 544 418	9 270 814	22 354 501
LAINNYA	84 319 523	268 346 279	167 892 579	509 154 655
SUB TOTAL	147 655 961	503 992 851	233 407 401	732 132 236
CHINA				
764 Telecommunication Equipments And Parts	4 953 578	15 008 402	212 058 877	622 756 399
752 Automatic Data Processing Machines And Their Units	1 705 805	5 815 984	77 133 875	296 088 562
711 Steam And Other Vapour Generating Boilers And Parts	5 634 504	24 085 933	34 267 224	111 556 337
334 Petroleum Products, Refined	50 877 803	141 624 815	37 950 652	106 224 166
778 Electrical Machinery And Apparatus	5 346 698	17 226 299	39 312 287	100 447 851
LAINNYA	644 277 947	1 951 972 250	980 121 083	3 003 256 817

**I.6 IMPOR KOMODITI MENURUT NEGARA ASAL / IMPORT BY COUNTRY OF ORIGIN
DAN LIMA GOLONGAN BARANG (SITC) UTAMA / AND FIVE MAJOR SITC COMMODITY GROUP
** MARET / MARCH 2010 ****

Negara Asal/SITC/Uraian Golongan Barang <i>Country of Origin/SITC/group Description</i>	Berat Bersih / <i>Net Weight (Kg)</i>		Nilai CIF / <i>CIF Value (US\$)</i>	
	Bulan ini <i>Current month</i>	Kumulatif <i>Cum. Jan to date</i>	Bulan ini <i>Current month</i>	Kumulatif <i>Cum. Jan to date</i>
SUB TOTAL	712 796 335	2 155 733 683	1 380 843 998	4 240 330 132
MONGOLIA				
598 Miscellaneous Chemical Products	780	780	28 459	28 459
LAINNYA	0	0	0	0
SUB TOTAL	780	780	28 459	28 459
MACAU				
655 Knitted Or Crocheted Fabrics	68 502	139 874	322 125	652 166
652 Cotton Fabrics, Woven	38 290	131 397	176 058	596 600
651 Textile Yarns	14 859	33 958	87 079	190 190
831 Travel Goods	2 956	8 077	32 956	86 816
682 Copper	10 600	21 200	34 690	67 870
LAINNYA	2 943	13 256	41 421	168 444
SUB TOTAL	138 150	347 762	694 329	1 762 086
PAPUA NEW GUINEA				
072 Cocoa	230 000	1 374 313	858 185	4 852 933
282 Waste And Scrap Metal Of Iron/steel	502 470	1 729 860	211 037	661 893
292 Crude Vegetable Materials	1 712	3 149	227 400	416 900
786 Trailers And Other Vehicles, Not Motorized	4 500	4 500	126 444	126 444
718 Other Power Generating Machines And Parts	0	13	0	11 880
LAINNYA	126	187	505	825
SUB TOTAL	738 808	3 112 022	1 423 571	6 070 875
THAILAND				
061 Sugar, Molasses, And Honey	228 070 678	345 815 379	173 963 718	256 836 548
781 Passenger Motor Cars	8 354 154	21 098 191	87 412 646	218 291 634
784 Parts And Accessories Of The Motor Vehicles	5 898 066	15 588 980	45 316 399	126 719 059
592 Starches, Inulin, And Wheat Glutenal Buminoidal Substances; G	51 778 188	201 666 195	23 022 997	82 970 834
713 Internal Combustion Piston Engines And Parts	1 939 012	5 100 998	30 494 197	81 490 336
LAINNYA	275 773 364	809 271 500	388 819 437	1 023 112 551
SUB TOTAL	571 813 462	1 398 541 243	749 029 394	1 789 420 962
SINGAPORE				
334 Petroleum Products, Refined	1 247 673 013	3 157 330 668	917 638 153	2 268 863 684
793 Ships, Boats, And Floating Structures	40 875 011	107 915 291	118 220 816	184 871 171
776 Thermionic, Cold Cathode, And Photo Cathode Valves/tubes	482 189	1 478 939	43 840 947	147 597 439
772 Electrical Apparatus For Making And Breaking Electrical Circ	1 194 538	3 329 198	55 485 586	134 928 503
775 Household Type, Electrical/non-electrical Equipments	1 916 110	4 942 278	76 841 022	128 284 013
LAINNYA	318 288 500	946 862 365	711 321 405	1 991 492 924
SUB TOTAL	1 610 429 361	4 221 858 739	1 923 347 929	4 856 037 734
PHILIPPINES				
776 Thermionic, Cold Cathode, And Photo Cathode Valves/tubes	23 487	43 741	5 786 803	14 769 314
748 Transmission Shafts And Cranks	299 343	762 669	4 046 169	10 111 837
282 Waste And Scrap Metal Of Iron/steel	21 171 545	31 954 091	6 601 409	9 150 881
022 Milk,cream, And Milk Products Other Than Butter Or Cheese	928 723	1 646 757	4 718 031	8 711 186
784 Parts And Accessories Of The Motor Vehicles	334 900	823 837	2 559 495	6 997 134
LAINNYA	10 299 363	30 406 606	40 749 797	95 916 270

**I.6 IMPOR KOMODITI MENURUT NEGARA ASAL / IMPORT BY COUNTRY OF ORIGIN
DAN LIMA GOLONGAN BARANG (SITC) UTAMA / AND FIVE MAJOR SITC COMMODITY GROUP
** MARET / MARCH 2010 ****

Negara Asal/SITC/Uraian Golongan Barang <i>Country of Origin/SITC/group Description</i>	Berat Bersih / <i>Net Weight (Kg)</i>		Nilai CIF / <i>CIF Value (US\$)</i>	
	Bulan ini <i>Current month</i>	Kumulatif <i>Cum. Jan to date</i>	Bulan ini <i>Current month</i>	Kumulatif <i>Cum. Jan to date</i>
SUB TOTAL	33 057 361	65 637 701	64 461 704	145 656 622
MALAYSIA				
333 Petroleum Oil, Crude	567 035 288	1 164 836 623	310 702 996	650 662 198
334 Petroleum Products, Refined	270 165 368	947 490 535	187 519 907	637 563 289
511 Hydrocarbon And Their Halogenated, Nitrated Derivatives	22 580 736	61 003 742	25 939 357	66 242 450
571 Polymers Of Ethylene In Primary Forms	16 397 452	36 208 272	22 877 985	46 839 601
575 Other Plastics In Primary Forms	11 886 396	32 922 805	17 041 858	45 242 440
LAINNYA	394 587 169	1 092 540 747	303 208 493	880 557 196
SUB TOTAL	1 282 652 409	3 335 002 724	867 290 596	2 327 107 174
MYANMAR				
054 Vegetables, Fresh, Chilled, Frozen Or Simply Preserved	7 663 491	11 528 441	5 782 942	8 569 635
035 Fish, Dried Salted Or In Brine; Smoked Fish	221 016	911 628	155 152	642 533
036 Crustaceans, Molluscs, And Aquatic Invertebrates	0	24 869	0	315 425
248 Wood, simply Worked And Railway Sleeper Of Wood	41 857	66 116	116 672	193 197
247 Wood In The Rough Or Roughly Squared	0	60 653	0	105 564
LAINNYA	48 000	55 790	14 400	43 003
SUB TOTAL	7 974 364	12 647 497	6 069 166	9 869 357
CAMBODIA				
845 Articles Of Apparel	1 448	7 797	67 705	181 434
841 Men's Coats/jackets, Not Knitted	541	1 515	20 560	60 927
893 Article Of Plastics	7 873	13 347	35 310	60 686
652 Cotton Fabrics, Woven	825	6 167	6 168	50 654
848 Articles Of Apparel And Clothing Accessories Of Other Than T	0	6 927	0	32 119
LAINNYA	7 912	19 998	47 018	125 922
SUB TOTAL	18 599	55 751	176 761	511 742
BRUNEI DARUSSALAM				
333 Petroleum Oil, Crude	78 047 901	416 904 912	44 381 119	245 010 350
282 Waste And Scrap Metal Of Iron/steel	1 021 640	2 160 530	321 817	674 873
793 Ships, Boats, And Floating Structures	0	1 302 000	0	100 500
625 Rubber Tyre, tyre Cases, tyre Treads, inner Tubes, And Tyre Fla	0	190	0	2 132
582 Plates, Sheets, And Film Of Plastics	0	255	0	1 073
LAINNYA	0	954	0	3 173
SUB TOTAL	79 069 541	420 368 841	44 702 936	245 792 101
LAO PEOPLE'S DEM. REP.				
071 Coffee And Coffee Substitutes	38 400	134 400	36 692	175 742
764 Telecommunication Equipments And Parts	0	2 108	0	27 296
057 Fruit And Nut; Fresh Or Dried	20 222	38 645	6 916	13 220
874 Measuring, Checking, Analysing, And Controlling Instrument A	0	5	0	529
LAINNYA	0	0	0	0
SUB TOTAL	58 622	175 158	43 608	216 787
NEPAL				
893 Article Of Plastics	0	136	0	1 100
699 Manufactures Of Base Metals	142	142	904	904
LAINNYA	0	0	0	0

**I.6 IMPOR KOMODITI MENURUT NEGARA ASAL / IMPORT BY COUNTRY OF ORIGIN
DAN LIMA GOLONGAN BARANG (SITC) UTAMA / AND FIVE MAJOR SITC COMMODITY GROUP
** MARET / MARCH 2010 ****

Negara Asal/SITC/Uraian Golongan Barang <i>Country of Origin/SITC/group Description</i>	Berat Bersih / <i>Net Weight (Kg)</i>		Nilai CIF / <i>CIF Value (US\$)</i>	
	Bulan ini <i>Current month</i>	Kumulatif <i>Cum. Jan to date</i>	Bulan ini <i>Current month</i>	Kumulatif <i>Cum. Jan to date</i>
SUB TOTAL	142	278	904	2 004
VIET NAM				
764 Telecommunication Equipments And Parts	89 780	272 355	8 833 451	28 921 304
674 Flat Rolled Products, Clad Or Plated	7 138 388	19 518 662	7 191 910	19 611 409
744 Mechanical Handling Equipments And Parts	2 434 637	2 434 637	17 510 480	17 510 480
071 Coffee And Coffee Substitutes	3 345 026	12 532 086	4 851 545	17 278 056
511 Hydrocarbon And Their Halogenated, Nitrated Derivatives	3 421 816	6 576 097	3 986 956	7 703 134
LAINNYA	40 979 652	90 766 993	47 655 955	117 804 080
SUB TOTAL	57 409 299	132 100 830	90 030 297	208 828 463
INDIA				
764 Telecommunication Equipments And Parts	314 486	858 477	48 985 274	134 388 165
334 Petroleum Products, Refined	771 301	89 980 032	801 914	66 887 175
511 Hydrocarbon And Their Halogenated, Nitrated Derivatives	21 189 647	49 407 540	23 509 041	54 200 824
222 Oil Seeds Use For Extraction Ofsoft Fixed Vegetable Oils	23 344 951	43 733 464	23 653 559	43 666 165
263 Cotton	6 301 575	20 769 549	10 481 200	32 632 058
LAINNYA	138 469 470	393 287 840	124 997 880	350 854 101
SUB TOTAL	190 391 430	598 036 902	232 428 868	682 628 488
PAKISTAN				
334 Petroleum Products, Refined	0	30 598 953	0	21 965 699
263 Cotton	1 254 748	6 934 699	1 777 606	10 130 606
792 Aircraft And Associated Equipments And Parts	0	80 000	0	2 000 000
288 Non-ferrous Base Metal Waste And Scraps	97 711	258 526	610 649	1 703 014
652 Cotton Fabrics, Woven	85 794	197 183	357 433	1 246 703
LAINNYA	1 442 118	6 843 840	2 830 563	7 995 186
SUB TOTAL	2 880 371	44 913 201	5 576 251	45 041 208
BANGLADESH				
651 Textile Yarns	1 209 001	3 133 001	1 295 985	2 938 417
658 Made-up Articles, Wholly/chiefly Of Textile Materials	988 171	2 109 310	1 046 309	2 124 282
792 Aircraft And Associated Equipments And Parts	0	70 900	0	2 000 150
036 Crustaceans, Molluscs, And Aquatic Invertebrates	0	93 350	0	1 072 498
845 Articles Of Apparel	3 100	8 582	128 849	334 432
LAINNYA	117 316	424 466	416 379	1 311 069
SUB TOTAL	2 317 588	5 839 609	2 887 522	9 780 848
SRI LANKA				
046 Meal And Flour Of Wheat And Flour Of Meslin	12 710 001	31 691 048	4 885 831	12 576 302
074 Tea And Mate	42 836	93 887	165 491	461 597
656 Tulle,lace,embroidery,ribbons,trimmings And Other Small Ware	10 598	16 170	175 182	285 692
845 Articles Of Apparel	2 071	9 896	71 747	284 723
842 Women's Coats/jacket, Not Knitted	2 685	7 954	100 373	251 059
LAINNYA	196 647	564 323	676 925	1 625 209
SUB TOTAL	12 964 838	32 383 278	6 075 549	15 484 582
AFGHANISTAN				
773 Equipment For Distributing Electricity	0	1	0	12

**I.6 IMPOR KOMODITI MENURUT NEGARA ASAL / IMPORT BY COUNTRY OF ORIGIN
DAN LIMA GOLONGAN BARANG (SITC) UTAMA / AND FIVE MAJOR SITC COMMODITY GROUP
** MARET / MARCH 2010 ****

Negara Asal/SITC/Uraian Golongan Barang <i>Country of Origin/SITC/group Description</i>	Berat Bersih / <i>Net Weight (Kg)</i>		Nilai CIF / <i>CIF Value (US\$)</i>	
	Bulan ini <i>Current month</i>	Kumulatif <i>Cum. Jan to date</i>	Bulan ini <i>Current month</i>	Kumulatif <i>Cum. Jan to date</i>
LAINNYA	0	0	0	0
SUB TOTAL	0	1	0	12
INDONESIA				
851 Footwears	115 203	221 383	993 794	1 921 138
675 Flat Rolled Products And Alloy Steels	1 530 610	1 530 610	1 328 806	1 328 806
874 Measuring, Checking, Analysing, And Controlling Instrument A	0	1 012	0	1 187 165
122 Tobacco, Manufactured	50 772	54 861	863 715	902 935
821 Furnitures And Parts	18 608	180 493	58 422	480 531
LAINNYA	456 321	1 838 727	1 636 758	6 240 562
SUB TOTAL	2 171 514	3 827 086	4 881 495	12 061 137
IRAN (ISLAMIC REPUBLIC OF)				
511 Hydrocarbon And Their Halogenated, Nitrated Derivatives	9 784 220	30 257 804	11 513 396	35 075 873
342 Liquefied Propane And Butane	44 445 331	44 445 331	32 906 154	32 906 154
334 Petroleum Products, Refined	4 043 964	6 447 270	4 582 851	7 399 045
562 Fertilizers, Manufactured	3 798 000	11 803 400	2 104 092	6 254 777
512 Alcohols,phenols,phenol-alcohols And Their Halogenated	3 099 978	9 878 232	1 036 664	3 644 184
LAINNYA	2 863 110	10 967 430	1 321 893	9 283 955
SUB TOTAL	68 034 603	113 799 467	53 465 050	94 563 988
SAUDI ARABIA				
333 Petroleum Oil, Crude	256 981 580	1 012 088 047	158 818 120	610 076 904
342 Liquefied Propane And Butane	42 567 400	122 301 740	31 531 743	91 768 620
511 Hydrocarbon And Their Halogenated, Nitrated Derivatives	24 711 402	57 328 210	31 263 196	68 791 091
334 Petroleum Products, Refined	34 691 977	86 361 327	26 473 202	65 503 211
512 Alcohols,phenols,phenol-alcohols And Their Halogenated	18 048 000	51 685 054	17 349 785	46 477 212
LAINNYA	11 576 959	24 907 788	15 923 146	34 149 603
SUB TOTAL	388 577 318	1 354 672 166	281 359 192	916 766 641
ISRAEL				
541 Medicinal And Pharmaceutical Products	4 511	19 348	231 212	700 176
726 Printing/book Binding Machinery And Parts	660	8 940	21 148	445 884
515 Organo-inorganic And Heterocyclic Compounds	101	541	9 839	311 474
764 Telecommunication Equipments And Parts	33	518	28 389	139 816
542 Medicaments, Including Veterinary Medicaments	823	18 709	18 433	138 861
LAINNYA	24 845	114 137	186 032	478 590
SUB TOTAL	30 973	162 193	495 053	2 214 801
KUWAIT				
334 Petroleum Products, Refined	0	201 694 000	0	130 095 022
511 Hydrocarbon And Their Halogenated, Nitrated Derivatives	5 014 000	14 997 683	5 264 700	16 396 814
512 Alcohols,phenols,phenol-alcohols And Their Halogenated	10 075 000	14 075 000	10 794 900	14 559 150
571 Polymers Of Ethylene In Primary Forms	1 516 337	5 138 336	1 522 518	4 762 130
282 Waste And Scrap Metal Of Iron/steel	255 450	723 037	101 414	236 841
LAINNYA	51 190	253 703	138 351	494 847
SUB TOTAL	16 911 977	236 881 759	17 821 883	166 544 804
JORDAN				
272 Fertilizers, Crude	37 200 100	37 200 100	5 134 404	5 134 404

**I.6 IMPOR KOMODITI MENURUT NEGARA ASAL / IMPORT BY COUNTRY OF ORIGIN
DAN LIMA GOLONGAN BARANG (SITC) UTAMA / AND FIVE MAJOR SITC COMMODITY GROUP
** MARET / MARCH 2010 ****

Negara Asal/SITC/Uraian Golongan Barang <i>Country of Origin/SITC/group Description</i>	Berat Bersih / <i>Net Weight (Kg)</i>		Nilai CIF / <i>CIF Value (US\$)</i>	
	Bulan ini <i>Current month</i>	Kumulatif <i>Cum. Jan to date</i>	Bulan ini <i>Current month</i>	Kumulatif <i>Cum. Jan to date</i>
522 Inorganic Chemical Elements, Oxides And Halogen Salts	0	8 681 268	0	2 617 952
562 Fertilizers, Manufactured	3 503 280	5 979 761	1 351 263	2 427 932
232 Synthetic Rubber Latex, Synthetic/reclaimed Rubber	0	46 270	0	34 702
251 Pulp And Waste Paper	0	94 285	0	16 587
LAINNYA	76	22 775	1 794	25 807
SUB TOTAL	40 703 456	52 024 459	6 487 461	10 257 384
LEBANON				
792 Aircraft And Associated Equipments And Parts	0	48 000	0	51 255 000
288 Non-ferrous Base Metal Waste And Scraps	0	87 420	0	608 586
892 Printed Matter	30 038	67 053	44 401	148 435
282 Waste And Scrap Metal Of Iron/steel	0	274 700	0	78 290
773 Equipment For Distributing Electricity	0	2 980	0	41 673
LAINNYA	1 271	44 451	23 761	25 488
SUB TOTAL	31 309	524 604	68 162	52 157 472
PALESTINA				
773 Equipment For Distributing Electricity	0	156	0	5 117
LAINNYA	0	0	0	0
SUB TOTAL	0	156	0	5 117
YEMEN				
288 Non-ferrous Base Metal Waste And Scraps	42 390	42 390	258 662	258 662
211 Hides And Skins, Raw	9 450	9 450	53 332	53 332
611 Leathers	0	11 775	0	51 000
695 Tools For Used In The Hand Or In Machines	1	1	52	52
LAINNYA	0	0	0	0
SUB TOTAL	51 841	63 616	312 046	363 046
OMAN				
684 Alumunium	7 037 901	15 718 489	15 651 850	35 151 084
511 Hydrocarbon And Their Halogenated, Nitrated Derivatives	0	15 416 104	0	17 052 743
034 Fish, Fresh, Chilled Or Frozen	54 000	81 000	38 340	57 780
515 Organo-inorganic And Heterocyclic Compounds	150	150	4 800	4 800
679 Tubes, Pipes, Hollow Profile, Pipe Fitting Of Iron/steel	581	581	2 532	2 532
LAINNYA	1 080	1 179	589	1 288
SUB TOTAL	7 093 712	31 217 503	15 698 111	52 270 227
SYRIA ARAB REPUBLIC				
611 Leathers	0	21 080	0	148 440
892 Printed Matter	42 002	42 002	44 198	44 198
056 Vegetables, Roots And Tubers, Prepared Or Preserved Nes	0	6 645	0	8 769
845 Articles Of Apparel	62	62	3 458	3 458
421 Fixed Vegetable Fats And Oils Soft,crude,refined Or Fraction	0	995	0	1 313
LAINNYA	6	656	163	1 939
SUB TOTAL	42 070	71 440	47 819	208 117
TURKEY				
046 Meal And Flour Of Wheat And Flour Of Meslin	22 824 000	107 578 500	6 718 420	30 995 027
672 Ingots And Other Iron/steel In Primary Forms	3	15 878 403	5	8 001 265
121 Tobacco, Unmanufactured And Refused	256 946	1 131 270	2 118 049	7 617 763

**I.6 IMPOR KOMODITI MENURUT NEGARA ASAL / IMPORT BY COUNTRY OF ORIGIN
DAN LIMA GOLONGAN BARANG (SITC) UTAMA / AND FIVE MAJOR SITC COMMODITY GROUP
** MARET / MARCH 2010 ****

Negara Asal/SITC/Uraian Golongan Barang <i>Country of Origin/SITC/group Description</i>	Berat Bersih / <i>Net Weight (Kg)</i>		Nilai CIF / <i>CIF Value (US\$)</i>	
	Bulan ini <i>Current month</i>	Kumulatif <i>Cum. Jan to date</i>	Bulan ini <i>Current month</i>	Kumulatif <i>Cum. Jan to date</i>
511 Hydrocarbon And Their Halogenated, Nitrated Derivatives	0	4 979 372	0	4 939 537
652 Cotton Fabrics, Woven	48 432	117 555	1 048 409	2 359 950
LAINNYA	8 718 979	22 463 411	6 205 724	16 227 414
SUB TOTAL	31 848 360	152 148 511	16 090 607	70 140 956
UNITED ARAB EMIRATES				
342 Liquefied Propane And Butane	0	74 498 300	0	56 243 949
684 Alumunium	1 474 420	3 400 772	3 621 169	8 134 438
334 Petroleum Products, Refined	21 376	11 006 728	52 840	7 934 007
598 Miscellaneous Chemical Products	16 000	2 076 757	32 480	3 209 387
282 Waste And Scrap Metal Of Iron/steel	6 587 947	8 267 812	2 576 649	3 128 052
LAINNYA	8 345 629	46 176 788	10 196 048	18 981 118
SUB TOTAL	16 445 372	145 427 157	16 479 186	97 630 951
QATAR				
511 Hydrocarbon And Their Halogenated, Nitrated Derivatives	9 360 150	27 978 014	12 522 271	34 771 299
334 Petroleum Products, Refined	20 053 931	20 053 931	15 398 411	15 398 411
598 Miscellaneous Chemical Products	4 148 758	7 298 912	6 310 261	11 066 997
274 Sulphur And Unroasted Iron Pyrites	0	12 150 000	0	2 247 750
571 Polymers Of Ethylene In Primary Forms	459 000	637 500	677 846	872 411
LAINNYA	21 334	172 087	1 226 881	1 560 595
SUB TOTAL	34 043 173	68 290 444	36 135 670	65 917 463
BAHRAIN				
334 Petroleum Products, Refined	0	33 000 000	0	24 081 741
684 Alumunium	1 039 459	2 889 356	2 321 187	6 615 481
675 Flat Rolled Products And Alloy Steels	31 463	75 020	54 720	120 033
288 Non-ferrous Base Metal Waste And Scraps	51 270	51 270	87 764	87 764
661 Lime,cement And Fabricated Construction Materials	78 661	138 061	41 567	73 769
LAINNYA	539	542	299	1 235
SUB TOTAL	1 201 392	36 154 249	2 505 537	30 980 023
CYPRUS				
793 Ships, Boats, And Floating Structures	5 701 000	5 701 000	2 550 000	2 550 000
287 Ores And Concentrates Of Basemetals	0	48 000	0	33 044
893 Article Of Plastics	6 006	6 006	15 593	15 593
781 Passengger Motor Cars	0	1 713	0	10 000
251 Pulp And Waste Paper	0	57 820	0	9 829
LAINNYA	4 907	4 907	12 760	12 760
SUB TOTAL	5 711 913	5 819 446	2 578 353	2 631 226
EGYPT				
334 Petroleum Products, Refined	57 185 065	57 185 065	40 996 257	40 996 257
562 Fertilizers, Manufactured	30 672 520	117 470 520	2 969 407	10 973 999
272 Fertilizers, Crude	39 050 000	39 050 000	4 325 451	4 325 451
061 Sugar, Molasses, And Honey	0	8 000 000	0	1 480 000
057 Fruit And Nut; Fresh Or Dried	523 184	1 259 390	409 067	991 262
LAINNYA	369 689	1 176 868	825 325	2 284 700
SUB TOTAL	127 800 458	224 141 843	49 525 507	61 051 669

**I.6 IMPOR KOMODITI MENURUT NEGARA ASAL / IMPORT BY COUNTRY OF ORIGIN
DAN LIMA GOLONGAN BARANG (SITC) UTAMA / AND FIVE MAJOR SITC COMMODITY GROUP
** MARET / MARCH 2010 ****

Negara Asal/SITC/Uraian Golongan Barang <i>Country of Origin/SITC/group Description</i>	Berat Bersih / <i>Net Weight (Kg)</i>		Nilai CIF / <i>CIF Value (US\$)</i>	
	Bulan ini <i>Current month</i>	Kumulatif <i>Cum. Jan to date</i>	Bulan ini <i>Current month</i>	Kumulatif <i>Cum. Jan to date</i>
MOROCCO				
842 Women's Coats/jacket, Not Knitted	5 586	13 862	320 841	754 998
841 Men's Coats/jackets, Not Knitted	2 214	4 879	103 519	241 397
081 Feeding Stuff For Animals	0	161 920	0	204 019
845 Articles Of Apparel	1 184	3 154	64 925	171 360
844 Women's Coats/jackets, Knitted	530	1 514	26 704	70 027
LAINNYA	12 925	26 982	40 044	143 649
SUB TOTAL	22 439	212 311	556 033	1 585 450
TUNISIA				
523 Metallicsalts And Peroxysalts	1 325 000	3 000 000	590 825	1 325 575
772 Electrical Apparatus For Making And Breaking Electrical Circ	10 058	18 523	230 796	438 447
251 Pulp And Waste Paper	0	201 600	0	390 665
874 Measuring, Checking, Analysing, And Controlling Instrument A	0	2 131	0	54 968
841 Men's Coats/jackets, Not Knitted	254	766	13 571	45 030
LAINNYA	2 231	3 811	69 200	123 903
SUB TOTAL	1 337 543	3 226 831	904 392	2 378 588
SUDAN				
333 Petroleum Oil, Crude	0	163 226 713	0	101 611 151
263 Cotton	19 462	37 822	43 133	81 900
232 Synthetic Rubber Latex, Synthetic/reclaimed Rubber	0	14 230	0	10 672
759 Parts And Accessories For Machine Of Heading 751 Or 752	702	702	10 130	10 130
273 Stone, Sand And Gravel	33	405	166	1 657
LAINNYA	209	280	1 184	1 509
SUB TOTAL	20 406	163 280 152	54 613	101 717 019
NAMIBIA				
686 Zinc	147 832	934 810	339 457	2 258 823
057 Fruit And Nut; Fresh Or Dried	0	15 300	0	32 572
773 Equipment For Distributing Electricity	274	274	5 763	5 763
772 Electrical Apparatus For Making And Breaking Electrical Circ	64	64	1 189	1 189
749 Non-electric Parts And Accessories Of Machineries	1	1	83	83
LAINNYA	6	6	58	58
SUB TOTAL	148 177	950 455	346 550	2 298 488
ETHIOPIA				
075 Spices	30 000	165 175	36 000	146 713
081 Feeding Stuff For Animals	0	500 000	0	121 000
611 Leathers	0	3 159	0	81 921
071 Coffee And Coffee Substitutes	0	165	0	859
LAINNYA	0	0	0	0
SUB TOTAL	30 000	668 499	36 000	350 493
TANZANIA, UNITED REP. OF				
263 Cotton	3 221 659	10 742 703	4 864 200	15 350 292
292 Crude Vegetable Materials	0	60 000	0	96 000
071 Coffee And Coffee Substitutes	71 960	71 960	19 315	19 315
LAINNYA	0	0	0	0
SUB TOTAL	3 293 619	10 874 663	4 883 515	15 465 607

**I.6 IMPOR KOMODITI MENURUT NEGARA ASAL / IMPORT BY COUNTRY OF ORIGIN
DAN LIMA GOLONGAN BARANG (SITC) UTAMA / AND FIVE MAJOR SITC COMMODITY GROUP
** MARET / MARCH 2010 ****

Negara Asal/SITC/Uraian Golongan Barang <i>Country of Origin/SITC/group Description</i>	Berat Bersih / <i>Net Weight (Kg)</i>		Nilai CIF / <i>CIF Value (US\$)</i>	
	Bulan ini <i>Current month</i>	Kumulatif <i>Cum. Jan to date</i>	Bulan ini <i>Current month</i>	Kumulatif <i>Cum. Jan to date</i>
MADAGASCAR				
551 Essential Oils, Perfumes, And Flavour Materials	100 000	240 550	709 271	1 737 928
265 Vegetable Textile Fibres,raw Or Processed;waste Of These Fib	25 875	25 875	24 064	24 064
841 Men's Coats/jackets, Not Knitted	39	201	1 272	8 362
842 Women's Coats/jacket, Not Knitted	2	20	145	1 034
LAINNYA	0	0	0	0
SUB TOTAL	125 916	266 646	734 752	1 771 388
KENYA				
334 Petroleum Products, Refined	0	9 445 153	0	6 979 968
074 Tea And Mate	260 920	542 670	791 975	1 672 462
523 Metallicsalts And Peroxysalts	0	5 977 171	0	857 854
292 Crude Vegetable Materials	0	219 462	0	498 180
642 Paper And Paperboard Cut To Size/shape And Article Of Papers	0	246 000	0	460 800
LAINNYA	42 363	460 678	55 186	500 010
SUB TOTAL	303 283	16 891 134	847 161	10 969 274
MOZAMBIQUE				
263 Cotton	156 186	2 489 092	272 233	3 832 351
282 Waste And Scrap Metal Of Iron/steel	0	297 810	0	89 343
685 Lead	0	49 676	0	87 678
265 Vegetable Textile Fibres,raw Or Processed;waste Of These Fib	0	111 136	0	86 686
222 Oil Seeds Use For Extraction Ofsoft Fixed Vegetable Oils	0	92 949	0	48 654
LAINNYA	3	3	153	153
SUB TOTAL	156 189	3 040 666	272 386	4 144 865
BOTSWANA				
658 Made-up Articles, Wholly/chiefly Of Textile Materials	4	30	170	983
LAINNYA	0	0	0	0
SUB TOTAL	4	30	170	983
TOGO				
282 Waste And Scrap Metal Of Iron/steel	0	230 640	0	76 572
655 Knitted Or Crocheted Fabrics	0	3	0	27
LAINNYA	0	0	0	0
SUB TOTAL	0	230 643	0	76 599
GHANA				
072 Cocoa	1 200 000	2 550 000	4 881 601	10 438 829
793 Ships, Boats, And Floating Structures	0	53 750	0	75 145
685 Lead	0	26 380	0	46 561
LAINNYA	0	0	0	0
SUB TOTAL	1 200 000	2 630 130	4 881 601	10 560 535
LIBERIA				
793 Ships, Boats, And Floating Structures	3 487 000	3 487 000	5 500 000	5 500 000
LAINNYA	0	0	0	0

**I.6 IMPOR KOMODITI MENURUT NEGARA ASAL / IMPORT BY COUNTRY OF ORIGIN
DAN LIMA GOLONGAN BARANG (SITC) UTAMA / AND FIVE MAJOR SITC COMMODITY GROUP
** MARET / MARCH 2010 ****

Negara Asal/SITC/Uraian Golongan Barang <i>Country of Origin/SITC/group Description</i>	Berat Bersih / <i>Net Weight (Kg)</i>		Nilai CIF / <i>CIF Value (US\$)</i>	
	Bulan ini <i>Current month</i>	Kumulatif <i>Cum. Jan to date</i>	Bulan ini <i>Current month</i>	Kumulatif <i>Cum. Jan to date</i>
SUB TOTAL	3 487 000	3 487 000	5 500 000	5 500 000
ANGOLA				
691 Structures And Parts Of Iron/steel Or Aluminium	0	240 000	0	1 040 400
786 Trailers And Other Vehicles, Not Motorized	27 461	27 461	156 974	156 974
874 Measuring, Checking, Analysing, And Controlling Instrument A	9 687	9 687	77 776	77 776
742 Pumps For Liquid And Parts	3 618	3 618	20 673	20 673
752 Automatic Data Processing Machines And Their Units	1 313	1 313	10 543	10 543
LAINNYA	4	19 874	1 047	7 544
SUB TOTAL	42 083	301 953	267 013	1 313 910
CONGO				
728 Other Machines And Equipment Specialized For Particular Indu	0	93	0	2 459
695 Tools For Used In The Hand Or In Machines	0	53	0	1 397
893 Article Of Plastics	0	2	0	48
LAINNYA	0	0	0	0
SUB TOTAL	0	148	0	3 904
CAMEROON				
072 Cocoa	493 149	996 109	1 863 891	3 829 257
263 Cotton	79 823	950 798	139 023	1 514 807
248 Wood, simply Worked And Railway Sleeper Of Wood	128 164	283 645	122 143	296 955
771 Electric Power Machinery And Parts	967	967	42 496	42 496
634 Veneers, plywood, improved/reconstituted Wood Worked	0	1 112	0	4 114
LAINNYA	0	406	0	2 377
SUB TOTAL	702 103	2 233 037	2 167 553	5 690 006
NIGERIA				
333 Petroleum Oil, Crude	123 079 000	345 437 700	78 341 324	223 437 540
263 Cotton	36 815	761 076	56 002	1 092 227
685 Lead	0	99 691	0	179 444
679 Tubes, Pipes, Hollow Profile, Pipe Fitting Of Iron/steel	12 833	12 833	34 270	34 270
248 Wood, simply Worked And Railway Sleeper Of Wood	0	41 000	0	34 043
LAINNYA	0	0	0	0
SUB TOTAL	123 128 648	346 352 300	78 431 596	224 777 524
SIERRA LEONE				
282 Waste And Scrap Metal Of Iron/steel	0	121 500	0	40 338
894 Baby Carriages, Toys, Games, And Sporting Goods	0	13	0	148
724 Textile/leather Machinery And Parts	0	4	0	76
LAINNYA	0	0	0	0
SUB TOTAL	0	121 517	0	40 562
GABON				
081 Feeding Stuff For Animals	0	168 711	0	109 156
554 Soap, cleansing And Polishing Preparations	0	2 562	0	8 516
LAINNYA	0	0	0	0
SUB TOTAL	0	171 273	0	117 672
COTE D'IVOIRE				
072 Cocoa	1 089 550	1 641 901	4 117 251	5 731 400
263 Cotton	564 849	1 464 545	971 940	2 397 114

**I.6 IMPOR KOMODITI MENURUT NEGARA ASAL / IMPORT BY COUNTRY OF ORIGIN
DAN LIMA GOLONGAN BARANG (SITC) UTAMA / AND FIVE MAJOR SITC COMMODITY GROUP
** MARET / MARCH 2010 ****

Negara Asal/SITC/Uraian Golongan Barang <i>Country of Origin/SITC/group Description</i>	Berat Bersih / <i>Net Weight (Kg)</i>		Nilai CIF / <i>CIF Value (US\$)</i>	
	Bulan ini <i>Current month</i>	Kumulatif <i>Cum. Jan to date</i>	Bulan ini <i>Current month</i>	Kumulatif <i>Cum. Jan to date</i>
288 Non-ferrous Base Metal Waste And Scraps	0	20 730	0	143 387
248 Wood, simply Worked And Railway Sleeper Of Wood	19 478	36 914	22 035	31 161
LAINNYA	0	0	0	0
SUB TOTAL	1 673 877	3 164 090	5 111 226	8 303 062
SENEGAL				
263 Cotton	11 868	99 348	19 296	161 529
598 Miscellaneous Chemical Products	0	50	0	45 749
685 Lead	0	26 710	0	15 492
742 Pumps For Liquid And Parts	1 099	1 099	3 696	3 696
LAINNYA	0	0	0	0
SUB TOTAL	12 967	127 207	22 992	226 466
MAURITANIA				
845 Articles Of Apparel	31	31	1 697	1 697
LAINNYA	0	0	0	0
SUB TOTAL	31	31	1 697	1 697
MALI				
263 Cotton	1 161 478	3 106 752	2 036 140	5 104 801
282 Waste And Scrap Metal Of Iron/steel	0	209 840	0	75 542
764 Telecommunication Equipments And Parts	138	141	10 540	11 931
LAINNYA	0	0	0	0
SUB TOTAL	1 161 616	3 316 733	2 046 680	5 192 274
BENIN				
263 Cotton	0	913 943	0	1 358 957
282 Waste And Scrap Metal Of Iron/steel	303 900	650 000	107 885	207 216
LAINNYA	0	0	0	0
SUB TOTAL	303 900	1 563 943	107 885	1 566 173
BURKINA FASO				
263 Cotton	1 637 942	3 872 082	2 889 730	6 338 607
LAINNYA	0	0	0	0
SUB TOTAL	1 637 942	3 872 082	2 889 730	6 338 607
U.S. VIRGIN ISLANDS				
657 Special Yarns, textile Fabrics	4 235	4 235	45 942	45 942
LAINNYA	0	0	0	0
SUB TOTAL	4 235	4 235	45 942	45 942
UGANDA				
263 Cotton	206 653	206 653	348 524	348 524
685 Lead	52 370	151 880	87 266	241 555
121 Tobacco, Unmanufactured And Refused	0	12 345	0	106 680
LAINNYA	0	0	0	0
SUB TOTAL	259 023	370 878	435 790	696 759
CENTRAL AFRICAN REPUBLIC				
263 Cotton	200 000	482 096	345 769	741 917

**I.6 IMPOR KOMODITI MENURUT NEGARA ASAL / IMPORT BY COUNTRY OF ORIGIN
DAN LIMA GOLONGAN BARANG (SITC) UTAMA / AND FIVE MAJOR SITC COMMODITY GROUP
** MARET / MARCH 2010 ****

Negara Asal/SITC/Uraian Golongan Barang <i>Country of Origin/SITC/group Description</i>	Berat Bersih / <i>Net Weight (Kg)</i>		Nilai CIF / <i>CIF Value (US\$)</i>	
	Bulan ini <i>Current month</i>	Kumulatif <i>Cum. Jan to date</i>	Bulan ini <i>Current month</i>	Kumulatif <i>Cum. Jan to date</i>
LAINNYA	0	0	0	0
SUB TOTAL	200 000	482 096	345 769	741 917
NIGER				
778 Electrical Machinery And Apparatus	0	11 338	0	174 847
575 Other Plastics In Primary Forms	0	2 414	0	35 401
718 Other Power Generating Machines And Parts	777	777	27 491	27 491
554 Soap,cleansing And Polishing Preparations	0	3 906	0	2 200
533 Pigments, Paints, Varnishes, And Related Materials	0	1 000	0	743
LAINNYA	0	0	0	0
SUB TOTAL	777	19 435	27 491	240 682
CHAD				
263 Cotton	283 757	553 189	511 486	967 984
LAINNYA	0	0	0	0
SUB TOTAL	283 757	553 189	511 486	967 984
DJIBOUTI				
075 Spices	60 825	60 825	21 897	21 897
LAINNYA	0	0	0	0
SUB TOTAL	60 825	60 825	21 897	21 897
SAINT HELENA				
641 Papers And Paperboards	5 110	5 110	17 940	17 940
778 Electrical Machinery And Apparatus	0	143	0	3 677
533 Pigments, Paints, Varnishes, And Related Materials	0	1 000	0	752
776 Thermionic, Cold Cathode, And Photo Cathode Valves/tubes	0	3	0	281
731 Machine Tools By Removing Metal	0	1	0	172
LAINNYA	3	3	45	45
SUB TOTAL	5 113	6 260	17 985	22 867
SWAZILAND				
743 Pumps, Compressors, Fans, Blowers, Centrifuges, And Parts	2	53 009	26	3 417 268
251 Pulp And Waste Paper	608 250	608 250	364 950	364 950
885 Watches And Clocks	0	51	0	134 126
874 Measuring, Checking, Analysing, And Controlling Instrument A	10	91	197	65 525
629 Articles Of Rubbers	7	1 064	131	36 640
LAINNYA	1 357	38 450	35 763	177 610
SUB TOTAL	609 626	700 915	401 067	4 196 119
SOUTH AFRICA				
251 Pulp And Waste Paper	29 710 505	60 708 681	24 834 290	50 519 444
061 Sugar, Molasses, And Honey	0	22 000 000	0	11 541 640
684 Alumunium	1 306 153	4 187 491	3 142 325	9 353 673
057 Fruit And Nut; Fresh Or Dried	1 227 469	2 393 699	1 867 015	3 978 561
874 Measuring, Checking, Analysing, And Controlling Instrument A	41	58 675	3 647	3 451 247
LAINNYA	6 543 464	21 244 632	8 156 220	23 356 995
SUB TOTAL	38 787 632	110 593 178	38 003 497	102 201 560

**I.6 IMPOR KOMODITI MENURUT NEGARA ASAL / IMPORT BY COUNTRY OF ORIGIN
DAN LIMA GOLONGAN BARANG (SITC) UTAMA / AND FIVE MAJOR SITC COMMODITY GROUP
** MARET / MARCH 2010 ****

Negara Asal/SITC/Uraian Golongan Barang <i>Country of Origin/SITC/group Description</i>	Berat Bersih / <i>Net Weight (Kg)</i>		Nilai CIF / <i>CIF Value (US\$)</i>	
	Bulan ini <i>Current month</i>	Kumulatif <i>Cum. Jan to date</i>	Bulan ini <i>Current month</i>	Kumulatif <i>Cum. Jan to date</i>
ZIMBABWE				
121 Tobacco, Unmanufactured And Refused	0	435 600	0	3 797 640
263 Cotton	534 854	1 816 087	887 320	2 854 279
821 Furnitures And Parts	50	50	464	464
LAINNYA	0	0	0	0
SUB TOTAL	534 904	2 251 737	887 784	6 652 383
ZAMBIA				
263 Cotton	608 937	1 059 442	899 982	1 577 499
LAINNYA	0	0	0	0
SUB TOTAL	608 937	1 059 442	899 982	1 577 499
MALAWI				
263 Cotton	1 091 950	3 475 798	1 351 998	4 691 836
074 Tea And Mate	0	1 080	0	5 894
LAINNYA	0	0	0	0
SUB TOTAL	1 091 950	3 476 878	1 351 998	4 697 730
BURUNDI				
263 Cotton	0	93 111	0	140 625
LAINNYA	0	0	0	0
SUB TOTAL	0	93 111	0	140 625
MAURITIUS				
845 Articles Of Apparel	1 720	3 912	48 301	111 020
034 Fish, Fresh, Chilled Or Frozen	0	44 870	0	31 409
841 Men's Coats/jackets, Not Knitted	125	526	3 340	14 217
844 Women's Coats/jackets, Knitted	110	429	2 670	11 751
652 Cotton Fabrics, Woven	272	272	8 735	8 735
LAINNYA	9 490	24 966	6 144	14 837
SUB TOTAL	11 717	74 975	69 190	191 969
VIRGIN ISLANDS (BRITISH)				
657 Special Yarns,textile Fabrics	82 167	82 376	636 916	638 803
851 Footwears	6 375	12 708	44 896	96 984
724 Textile/leather Machinery And Parts	0	4 812	0	39 217
575 Other Plastics In Primary Forms	0	10 080	0	31 269
656 Tulle,lace,enbroidery,ribbons,trimmings And Other Small Ware	76	76	4 617	4 617
LAINNYA	0	0	0	0
SUB TOTAL	88 618	110 052	686 429	810 890
AUSTRALIA				
041 Wheat And Meslin, Unmilled	305 087 425	738 034 830	80 936 314	192 863 433
001 Live Animals Other Than Fish	23 123 851	68 886 112	48 695 633	140 441 465
684 Alumunium	6 351 215	19 850 827	14 651 336	45 309 313
282 Waste And Scrap Metal Of Iron/steel	43 826 010	104 256 056	16 631 693	35 696 826
011 Meat Of Bovine Animals Fresh, Chilled Or Frozen	3 680 032	11 237 663	11 606 084	34 439 265
LAINNYA	206 482 709	754 443 680	158 237 540	467 554 669

**I.6 IMPOR KOMODITI MENURUT NEGARA ASAL / IMPORT BY COUNTRY OF ORIGIN
DAN LIMA GOLONGAN BARANG (SITC) UTAMA / AND FIVE MAJOR SITC COMMODITY GROUP
** MARET / MARCH 2010 ****

Negara Asal/SITC/Uraian Golongan Barang <i>Country of Origin/SITC/group Description</i>	Berat Bersih / <i>Net Weight (Kg)</i>		Nilai CIF / <i>CIF Value (US\$)</i>	
	Bulan ini <i>Current month</i>	Kumulatif <i>Cum. Jan to date</i>	Bulan ini <i>Current month</i>	Kumulatif <i>Cum. Jan to date</i>
SUB TOTAL	588 551 242	1 696 709 168	330 758 600	916 304 971
NEW ZEALAND				
022 Milk,cream, And Milk Products Other Than Butter Or Cheese	5 197 550	17 582 338	20 278 724	58 620 910
011 Meat Of Bovine Animals Fresh, Chilled Or Frozen	3 316 756	9 142 264	10 861 835	29 237 590
251 Pulp And Waste Paper	18 395 102	51 603 575	9 194 397	27 717 227
023 Butter And Other Fats From Milk	1 033 455	3 039 116	5 161 039	13 440 323
081 Feeding Stuff For Animals	6 735 197	17 752 383	3 512 090	9 052 778
LAINNYA	23 065 328	49 624 459	23 992 917	47 606 183
SUB TOTAL	57 743 388	148 744 135	73 001 002	185 675 011
MICRONESIA, FED. STATES OF				
292 Crude Vegetable Materials	290	607	1 042	2 343
LAINNYA	0	0	0	0
SUB TOTAL	290	607	1 042	2 343
NAURU				
679 Tubes, Pipes, Hollow Profile, Pipe Fitting Of Iron/steel	224	224	22 854	22 854
778 Electrical Machinery And Apparatus	76	76	7 792	7 792
776 Thermionic, Cold Cathode, And Photo Cathode Valves/tubes	76	76	7 698	7 698
745 Other Non-electical Machinery, Tools, And Mechanical Apparatus	0	26	0	2 220
772 Electrical Apparatus For Making And Breaking Electrical Circ	2	2	190	190
LAINNYA	0	0	0	0
SUB TOTAL	378	404	38 534	40 754
NEW CALEDONIA				
023 Butter And Other Fats From Milk	0	8 733	0	14 651
211 Hides And Skins, Raw	15 369	15 369	8 914	8 914
773 Equipment For Distributing Electricity	0	69	0	2 398
LAINNYA	0	0	0	0
SUB TOTAL	15 369	24 171	8 914	25 963
OTH.OCEANIA				
656 Tulle,lace,enbroidery,ribbons,trimmings And Other Small Ware	9	9	196	196
LAINNYA	0	0	0	0
SUB TOTAL	9	9	196	196
AMERICAN SAMOA				
728 Other Machines And Equipment Specialized For Particular Indu	0	12 766	0	1 121 200
263 Cotton	89 122	304 681	177 353	528 533
793 Ships, Boats, And Floating Structures	1 013 000	1 013 000	251 250	251 250
533 Pigments, Paints, Varnishes, And Related Materials	0	100 000	0	235 000
571 Polymers Of Ethylene In Primary Forms	44 000	44 000	68 200	68 200
LAINNYA	2 337	2 462	24 467	26 567
SUB TOTAL	1 148 459	1 476 909	521 270	2 230 750
COOK ISLANDS				
747 Taps, Cocks, And Valves For Pipes	0	7 102	0	163 570
621 Materials Of Rubber	26 742	26 742	150 771	150 771
657 Special Yarns,textile Fabrics	0	20 520	0	92 156
725 Papermill/pulpmill Machinery And Paper Cutting Machines	5	2 165	539	48 331

**I.6 IMPOR KOMODITI MENURUT NEGARA ASAL / IMPORT BY COUNTRY OF ORIGIN
DAN LIMA GOLONGAN BARANG (SITC) UTAMA / AND FIVE MAJOR SITC COMMODITY GROUP
** MARET / MARCH 2010 ****

Negara Asal/SITC/Uraian Golongan Barang <i>Country of Origin/SITC/group Description</i>	Berat Bersih / <i>Net Weight (Kg)</i>		Nilai CIF / <i>CIF Value (US\$)</i>	
	Bulan ini <i>Current month</i>	Kumulatif <i>Cum. Jan to date</i>	Bulan ini <i>Current month</i>	Kumulatif <i>Cum. Jan to date</i>
581 Tubes, Pipes, And Hoses Of Plastics	0	41 000	0	31 893
LAINNYA	2 424	5 285	25 648	87 850
SUB TOTAL	29 171	102 814	176 958	574 571
FIJI				
282 Waste And Scrap Metal Of Iron/steel	0	101 750	0	27 965
652 Cotton Fabrics, Woven	0	191	0	3 901
LAINNYA	0	0	0	0
SUB TOTAL	0	101 941	0	31 866
KIRIBATI				
034 Fish, Fresh, Chilled Or Frozen	0	1 200 000	0	1 066 200
LAINNYA	0	0	0	0
SUB TOTAL	0	1 200 000	0	1 066 200
MARSHALL ISLANDS				
793 Ships, Boats, And Floating Structures	0	5 211 000	0	15 500 000
LAINNYA	0	0	0	0
SUB TOTAL	0	5 211 000	0	15 500 000
SAMOA				
598 Miscellaneous Chemical Products	0	16 500	0	16 500
655 Knitted Or Crocheted Fabrics	0	1 228	0	12 396
773 Equipment For Distributing Electricity	0	28	0	178
LAINNYA	0	0	0	0
SUB TOTAL	0	17 756	0	29 074
SOLOMON ISLANDS				
072 Cocoa	375 000	570 000	1 333 548	2 006 654
LAINNYA	0	0	0	0
SUB TOTAL	375 000	570 000	1 333 548	2 006 654
CHRISTMAS ISLANDS				
694 Nails, Screws, Nuts, Bolts, Rivets Of Iron/steel Or Copper	0	1	0	4
LAINNYA	0	0	0	0
SUB TOTAL	0	1	0	4
U.S MINOR OUTLYING ISLAND				
661 Lime,cement And Fabricated Construction Materials	6	6	970	970
LAINNYA	0	0	0	0
SUB TOTAL	6	6	970	970
COCOS (KEELING) ISLANDS				
694 Nails, Screws, Nuts, Bolts, Rivets Of Iron/steel Or Copper	0	1 091	0	567
821 Furnitures And Parts	0	47	0	312
LAINNYA	0	0	0	0
SUB TOTAL	0	1 138	0	879

**I.6 IMPOR KOMODITI MENURUT NEGARA ASAL / IMPORT BY COUNTRY OF ORIGIN
DAN LIMA GOLONGAN BARANG (SITC) UTAMA / AND FIVE MAJOR SITC COMMODITY GROUP
** MARET / MARCH 2010 ****

Negara Asal/SITC/Uraian Golongan Barang <i>Country of Origin/SITC/group Description</i>	Berat Bersih / <i>Net Weight (Kg)</i>		Nilai CIF / <i>CIF Value (US\$)</i>	
	Bulan ini <i>Current month</i>	Kumulatif <i>Cum. Jan to date</i>	Bulan ini <i>Current month</i>	Kumulatif <i>Cum. Jan to date</i>
TOKELAU				
652 Cotton Fabrics, Woven	0	580	0	12 512
LAINNYA	0	0	0	0
SUB TOTAL	0	580	0	12 512
EAST TIMOR				
071 Coffee And Coffee Substitutes	0	19 950	0	41 895
001 Live Animals Other Than Fish	0	39 642	0	29 672
223 Oil Seeds Use For Extraction Of Other Fixed Vegetable Oils	0	28 993	0	5 116
273 Stone, Sand And Gravel	0	250	0	658
663 Mineral Manufactures	0	79	0	147
LAINNYA	0	0	0	0
SUB TOTAL	0	88 914	0	77 488
UNITED STATES				
792 Aircraft And Associated Equipments And Parts	286 156	1 467 551	285 154 598	662 561 633
081 Feeding Stuff For Animals	169 730 355	493 519 746	83 095 804	233 457 900
222 Oil Seeds Use For Extraction Ofsoft Fixed Vegetable Oils	208 096 754	497 449 247	95 521 084	231 943 109
723 Civil Engineering And Contractor Plants And Equipments/parts	1 526 315	4 604 059	17 684 198	47 978 991
597 Additive For Mineral Oils	8 490 829	16 011 317	24 183 641	46 675 785
LAINNYA	218 703 750	647 273 899	377 308 966	1 040 711 076
SUB TOTAL	606 834 159	1 660 325 819	882 948 291	2 263 328 494
CANADA				
562 Fertilizers, Manufactured	16 701 000	145 560 000	6 463 635	60 441 035
041 Wheat And Meslin, Unmilled	68 930 000	160 590 885	21 768 002	51 388 508
251 Pulp And Waste Paper	26 566 625	58 267 656	18 727 321	40 556 316
081 Feeding Stuff For Animals	7 961 410	20 152 827	3 781 867	8 734 146
874 Measuring, Checking, Analysing, And Controlling Instrument A	12 831	14 561	639 091	3 443 604
LAINNYA	6 004 025	19 345 512	17 309 941	45 484 062
SUB TOTAL	126 175 891	403 931 441	68 689 857	210 047 671
MEXICO				
764 Telecommunication Equipments And Parts	28 493	37 304	8 904 283	12 517 962
562 Fertilizers, Manufactured	0	25 997 404	0	9 541 047
081 Feeding Stuff For Animals	1 007 528	1 973 067	1 341 126	2 598 187
752 Automatic Data Processing Machines And Their Units	7 728	18 209	759 004	2 369 422
759 Parts And Accessories For Machine Of Heading 751 Or 752	7 131	10 408	1 183 307	2 342 284
LAINNYA	1 454 936	3 025 148	6 048 891	14 910 917
SUB TOTAL	2 505 816	31 061 540	18 236 611	44 279 819
GUATEMALA				
845 Articles Of Apparel	208	709	9 442	30 013
551 Essential Oils, Perfumes, And Flavour Materials	240	240	7 459	7 459
112 Alcoholic Beverages	570	570	2 730	2 730
071 Coffee And Coffee Substitutes	0	480	0	2 506
843 Men's Coats/jackets, Knitted	6	14	200	452
LAINNYA	0	0	0	0

**I.6 IMPOR KOMODITI MENURUT NEGARA ASAL / IMPORT BY COUNTRY OF ORIGIN
DAN LIMA GOLONGAN BARANG (SITC) UTAMA / AND FIVE MAJOR SITC COMMODITY GROUP
** MARET / MARCH 2010 ****

Negara Asal/SITC/Uraian Golongan Barang <i>Country of Origin/SITC/group Description</i>	Berat Bersih / <i>Net Weight (Kg)</i>		Nilai CIF / <i>CIF Value (US\$)</i>	
	Bulan ini <i>Current month</i>	Kumulatif <i>Cum. Jan to date</i>	Bulan ini <i>Current month</i>	Kumulatif <i>Cum. Jan to date</i>
SUB TOTAL	1 024	2 013	19 831	43 160
HONDURAS				
845 Articles Of Apparel	39	83	3 072	5 319
841 Men's Coats/jackets, Not Knitted	0	38	0	1 285
843 Men's Coats/jackets, Knitted	6	26	211	1 203
893 Article Of Plastics	0	15	0	270
LAINNYA	0	0	0	0
SUB TOTAL	45	162	3 283	8 077
NICARAGUA				
726 Printing/book Binding Machinery And Parts	5 422	5 422	21 500	21 500
716 Rotating Electric Plants And Parts	5 043	5 043	20 000	20 000
845 Articles Of Apparel	0	301	0	12 811
727 Food Processing Machines And Parts	0	1 453	0	10 837
895 Office And Stationery Supplies	2 305	2 305	9 139	9 139
LAINNYA	1 662	1 720	7 399	9 517
SUB TOTAL	14 432	16 244	58 038	83 804
PANAMA				
793 Ships, Boats, And Floating Structures	0	2 118 000	0	4 000 000
282 Waste And Scrap Metal Of Iron/steel	0	316 180	0	89 804
652 Cotton Fabrics, Woven	6 937	6 937	88 424	88 424
874 Measuring, Checking, Analysing, And Controlling Instrument A	8	8	1 053	1 053
746 Ball Or Roller Bearings	3	3	544	544
LAINNYA	0	0	0	0
SUB TOTAL	6 948	2 441 128	90 021	4 179 825
CUBA				
542 Medicaments, Including Veterinary Medicaments	0	46	0	86 352
LAINNYA	0	0	0	0
SUB TOTAL	0	46	0	86 352
CURACAO				
694 Nails, Screws, Nuts, Bolts, Rivets Of Iron/steel Or Copper	0	4 102	0	1 838
778 Electrical Machinery And Apparatus	0	8	0	193
LAINNYA	0	0	0	0
SUB TOTAL	0	4 110	0	2 031
SURINAME				
248 Wood, simply Worked And Railway Sleeper Of Wood	0	29 600	0	21 140
LAINNYA	0	0	0	0
SUB TOTAL	0	29 600	0	21 140
CHILE				
281 Iron Ore And Concentrates	0	308 145 000	0	34 808 156
251 Pulp And Waste Paper	10 614 317	40 211 288	7 238 715	25 890 937
784 Parts And Accessories Of The Motor Vehicles	51 660	140 330	640 188	1 738 604
562 Fertilizers, Manufactured	649 000	1 143 000	459 450	829 950
248 Wood, simply Worked And Railway Sleeper Of Wood	176 288	957 798	116 046	586 438

**I.6 IMPOR KOMODITI MENURUT NEGARA ASAL / IMPORT BY COUNTRY OF ORIGIN
DAN LIMA GOLONGAN BARANG (SITC) UTAMA / AND FIVE MAJOR SITC COMMODITY GROUP
** MARET / MARCH 2010 ****

Negara Asal/SITC/Uraian Golongan Barang <i>Country of Origin/SITC/group Description</i>	Berat Bersih / <i>Net Weight (Kg)</i>		Nilai CIF / <i>CIF Value (US\$)</i>	
	Bulan ini <i>Current month</i>	Kumulatif <i>Cum. Jan to date</i>	Bulan ini <i>Current month</i>	Kumulatif <i>Cum. Jan to date</i>
LAINNYA	668 952	1 515 224	704 621	3 034 583
SUB TOTAL	12 160 217	352 112 640	9 159 020	66 888 668
VENEZUELA				
072 Cocoa	125 217	125 217	373 145	373 145
541 Medicinal And Pharmaceutical Products	920	920	42 368	42 368
251 Pulp And Waste Paper	0	89 080	0	31 178
695 Tools For Used In The Hand Or In Machines	0	70	0	24 155
699 Manufactures Of Base Metals	0	97	0	2 756
LAINNYA	0	0	0	0
SUB TOTAL	126 137	215 384	415 513	473 602
ARGENTINA				
081 Feeding Stuff For Animals	119 469 470	202 727 920	53 103 354	91 411 741
044 Maize, Unmilled	125 160	35 440 725	70 932	8 605 346
611 Leathers	342 476	699 432	1 934 358	3 374 624
022 Milk,cream, And Milk Products Other Than Butter Or Cheese	500 000	875 000	989 911	1 593 792
057 Fruit And Nut; Fresh Or Dried	290 348	364 676	587 502	753 189
LAINNYA	1 025 088	1 435 385	1 392 921	3 492 129
SUB TOTAL	121 752 542	241 543 138	58 078 978	109 230 821
BRAZIL				
672 Ingots And Other Iron/steel In Primary Forms	55 825 957	135 098 610	25 976 469	63 447 472
263 Cotton	9 007 507	31 887 295	14 846 839	49 721 672
281 Iron Ore And Concentrates	145 277 000	289 240 000	16 957 873	33 819 880
792 Aircraft And Associated Equipments And Parts	0	22 500	0	27 500 000
061 Sugar, Molasses, And Honey	0	23 200 000	0	13 622 808
LAINNYA	46 519 454	89 701 788	39 388 175	82 183 690
SUB TOTAL	256 629 918	569 150 193	97 169 356	270 295 522
COLOMBIA				
522 Inorganic Chemical Elements, Oxides And Halogen Salts	1 780 977	3 470 976	1 640 733	3 216 742
542 Medicaments, Including Veterinary Medicaments	15 000	16 824	480 123	1 775 847
591 Disinfectants, Insecticides, And Fungicides Put In Forms	300 000	444 000	1 132 721	1 718 795
325 Coke And Semi Coke Of Coal/lignite/peat	1 559 610	2 095 470	477 889	635 968
575 Other Plastics In Primary Forms	54 000	123 038	200 585	461 370
LAINNYA	329 620	487 070	521 779	824 616
SUB TOTAL	4 039 207	6 637 378	4 453 830	8 633 338
BOLIVIA				
522 Inorganic Chemical Elements, Oxides And Halogen Salts	576 000	576 000	353 160	353 160
634 Veneers,plywood,improved/reconstituted Wood Worked	0	686	0	2 538
LAINNYA	0	0	0	0
SUB TOTAL	576 000	576 686	353 160	355 698
URUGUAY				
248 Wood, simply Worked And Railway Sleeper Of Wood	211 176	596 117	181 331	508 517
894 Baby Carriages, Toys, Games, And Sporting Goods	5 700	5 700	265 111	265 111
554 Soap,cleansing And Polishing Preparations	6 920	40 883	38 236	114 710
036 Crustaceans, Molluscs, And Aquatic Invertebrates	111 068	111 068	84 495	84 495
749 Non-electric Parts And Accessories Of Machineries	10 044	11 169	64 018	77 118
LAINNYA	0	1 455	0	3 534

**I.6 IMPOR KOMODITI MENURUT NEGARA ASAL / IMPORT BY COUNTRY OF ORIGIN
DAN LIMA GOLONGAN BARANG (SITC) UTAMA / AND FIVE MAJOR SITC COMMODITY GROUP
** MARET / MARCH 2010 ****

Negara Asal/SITC/Uraian Golongan Barang <i>Country of Origin/SITC/group Description</i>	Berat Bersih / <i>Net Weight (Kg)</i>		Nilai CIF / <i>CIF Value (US\$)</i>	
	Bulan ini <i>Current month</i>	Kumulatif <i>Cum. Jan to date</i>	Bulan ini <i>Current month</i>	Kumulatif <i>Cum. Jan to date</i>
SUB TOTAL	344 908	766 392	633 191	1 053 485
PARAGUAY				
263 Cotton	0	514 796	0	848 351
611 Leathers	255 366	641 589	207 595	518 831
121 Tobacco, Unmanufactured And Refused	0	18 536	0	52 951
551 Essential Oils, Perfumes, And Flavour Materials	55	415	1 184	10 544
778 Electrical Machinery And Apparatus	100	100	1 935	1 935
LAINNYA	0	0	0	0
SUB TOTAL	255 521	1 175 436	210 714	1 432 612
ECUADOR				
072 Cocoa	0	219 890	0	593 704
523 Metallicsalts And Peroxysalts	0	18 000	0	84 480
743 Pumps, Compressors, Fans, Blowers, Centrifuges, And Parts	1 672	3 310	28 586	57 462
621 Materials Of Rubber	19 440	38 880	25 908	52 043
411 Animal Oils And Fats	0	48 644	0	39 888
LAINNYA	20 053	40 118	20 381	40 385
SUB TOTAL	41 165	368 842	74 875	867 962
PERU				
057 Fruit And Nut; Fresh Or Dried	600 226	1 525 322	1 170 548	2 988 278
081 Feeding Stuff For Animals	713 560	1 025 210	1 109 198	1 540 399
411 Animal Oils And Fats	294 899	778 939	251 891	612 013
845 Articles Of Apparel	781	1 392	41 328	74 842
266 Synthetic Fibres Suitable For Spinning	0	25 661	0	59 021
LAINNYA	75 973	104 907	88 141	160 523
SUB TOTAL	1 685 439	3 461 431	2 661 106	5 435 076
GUYANA				
036 Crustaceans, Molluscs, And Aquatic Invertebrates	10 795	10 795	49 295	49 295
278 Other Crude Minerals	84 245	84 245	44 818	44 818
LAINNYA	0	0	0	0
SUB TOTAL	95 040	95 040	94 113	94 113
TRINIDAD AND TOBAGO				
671 Pig Iron,spiegeleisen,sponge Iron, And Ferro-alloys	32 998 160	32 998 160	8 614 170	8 614 170
282 Waste And Scrap Metal Of Iron/steel	201 503	1 307 538	62 869	404 768
251 Pulp And Waste Paper	0	205 190	0	41 052
899 Other Miscellaneous Manufactured Articles	780	780	26 400	26 400
LAINNYA	0	0	0	0
SUB TOTAL	33 200 443	34 511 668	8 703 439	9 086 390
BAHAMAS				
642 Paper And Paperboard Cut To Size/shape And Article Of Papers	20 418	20 418	94 774	94 774
851 Footwears	0	266	0	5 682
112 Alcoholic Beverages	392	392	564	564
LAINNYA	0	0	0	0
SUB TOTAL	20 810	21 076	95 338	101 020

**I.6 IMPOR KOMODITI MENURUT NEGARA ASAL / IMPORT BY COUNTRY OF ORIGIN
DAN LIMA GOLONGAN BARANG (SITC) UTAMA / AND FIVE MAJOR SITC COMMODITY GROUP
** MARET / MARCH 2010 ****

Negara Asal/SITC/Uraian Golongan Barang <i>Country of Origin/SITC/group Description</i>	Berat Bersih / <i>Net Weight (Kg)</i>		Nilai CIF / <i>CIF Value (US\$)</i>	
	Bulan ini <i>Current month</i>	Kumulatif <i>Cum. Jan to date</i>	Bulan ini <i>Current month</i>	Kumulatif <i>Cum. Jan to date</i>
JAMAICA				
282 Waste And Scrap Metal Of Iron/steel	0	225 510	0	68 781
071 Coffee And Coffee Substitutes	0	353	0	20 298
112 Alcoholic Beverages	150	150	720	720
772 Electrical Apparatus For Making And Breaking Electrical Circ	0	5	0	195
LAINNYA	0	0	0	0
SUB TOTAL	150	226 018	720	89 994
PUERTO RICO				
515 Organo-inorganic And Heterocyclic Compounds	21	236	390 000	780 479
542 Medicaments, Including Veterinary Medicaments	0	667	0	368 963
541 Medicinal And Pharmaceutical Products	0	604	0	163 477
776 Thermionic, Cold Cathode, And Photo Cathode Valves/tubes	690	690	160 000	160 000
591 Disinfectants, Insecticides, And Fungicides Put In Forms	0	5 792	0	135 296
LAINNYA	951	12 301	61 147	381 770
SUB TOTAL	1 662	20 290	611 147	1 989 985
BELIZE				
533 Pigments, Paints, Varnishes, And Related Materials	0	50 000	0	22 000
575 Other Plastics In Primary Forms	0	6 800	0	18 844
523 Metallicsalts And Peroxysalts	24 000	24 000	10 080	10 080
778 Electrical Machinery And Apparatus	56	103	851	1 848
784 Parts And Accessories Of The Motor Vehicles	8	8	312	312
LAINNYA	1	4	1	21
SUB TOTAL	24 065	80 915	11 244	53 105
DOMINICAN REPUBLIC				
211 Hides And Skins, Raw	0	112 000	0	39 200
772 Electrical Apparatus For Making And Breaking Electrical Circ	0	8	0	1 049
771 Electric Power Machinery And Parts	1	1	272	272
751 Office Machines	0	1	0	146
699 Manufactures Of Base Metals	0	1	0	40
LAINNYA	0	0	0	0
SUB TOTAL	1	112 011	272	40 707
EL SALVADOR				
579 Waste And Scrap Of Plastics	22 494	63 269	5 624	15 818
845 Articles Of Apparel	0	749	0	2 151
658 Made-up Articles, Wholly/chiefly Of Textile Materials	56	56	1 307	1 307
844 Women's Coats/jackets, Knitted	0	20	0	714
LAINNYA	0	0	0	0
SUB TOTAL	22 550	64 094	6 931	19 990
COSTA RICA				
759 Parts And Accessories For Machine Of Heading 751 Or 752	2 416	3 098	396 799	564 372
282 Waste And Scrap Metal Of Iron/steel	314 300	314 300	111 577	111 577
611 Leathers	5 197	5 197	82 200	82 200
223 Oil Seeds Use For Extraction Of Other Fixed Vegetable Oils	0	261	0	58 039
247 Wood In The Rough Or Roughly Squared	0	75 000	0	25 141
LAINNYA	1 035	1 759	8 346	14 323

**I.6 IMPOR KOMODITI MENURUT NEGARA ASAL / IMPORT BY COUNTRY OF ORIGIN
DAN LIMA GOLONGAN BARANG (SITC) UTAMA / AND FIVE MAJOR SITC COMMODITY GROUP
** MARET / MARCH 2010 ****

Negara Asal/SITC/Uraian Golongan Barang <i>Country of Origin/SITC/group Description</i>	Berat Bersih / <i>Net Weight (Kg)</i>		Nilai CIF / <i>CIF Value (US\$)</i>	
	Bulan ini <i>Current month</i>	Kumulatif <i>Cum. Jan to date</i>	Bulan ini <i>Current month</i>	Kumulatif <i>Cum. Jan to date</i>
SUB TOTAL	322 948	399 615	598 922	855 652
HAITI				
282 Waste And Scrap Metal Of Iron/steel	0	270 660	0	82 551
841 Men's Coats/jackets, Not Knitted	0	540	0	8 333
843 Men's Coats/jackets, Knitted	0	3	0	96
LAINNYA	0	0	0	0
SUB TOTAL	0	271 203	0	90 980
BARBADOS				
513 Carboxylic Acids,and Their Anhydrides,halides,peroxides	0	23 100	0	46 315
LAINNYA	0	0	0	0
SUB TOTAL	0	23 100	0	46 315
ANTIGUA AND BARBUDA				
743 Pumps, Compressors, Fans, Blowers, Centrifuges, And Parts	0	36	0	1 069
LAINNYA	0	0	0	0
SUB TOTAL	0	36	0	1 069
ANGUILLA				
743 Pumps, Compressors, Fans, Blowers, Centrifuges, And Parts	27	27	2 807	2 807
LAINNYA	0	0	0	0
SUB TOTAL	27	27	2 807	2 807
ARUBA				
251 Pulp And Waste Paper	0	322 952	0	59 038
LAINNYA	0	0	0	0
SUB TOTAL	0	322 952	0	59 038
CAPE VERDE				
743 Pumps, Compressors, Fans, Blowers, Centrifuges, And Parts	1	1	10	10
LAINNYA	0	0	0	0
SUB TOTAL	1	1	10	10
DOMINICA				
575 Other Plastics In Primary Forms	0	66 000	0	85 428
845 Articles Of Apparel	0	9	0	291
LAINNYA	0	0	0	0
SUB TOTAL	0	66 009	0	85 719
GRENADA				
658 Made-up Articles, Wholly/chiefly Of Textile Materials	0	56 265	0	53 807
LAINNYA	0	0	0	0
SUB TOTAL	0	56 265	0	53 807

**I.6 IMPOR KOMODITI MENURUT NEGARA ASAL / IMPORT BY COUNTRY OF ORIGIN
DAN LIMA GOLONGAN BARANG (SITC) UTAMA / AND FIVE MAJOR SITC COMMODITY GROUP
** MARET / MARCH 2010 ****

Negara Asal/SITC/Uraian Golongan Barang <i>Country of Origin/SITC/group Description</i>	Berat Bersih / <i>Net Weight (Kg)</i>		Nilai CIF / <i>CIF Value (US\$)</i>	
	Bulan ini <i>Current month</i>	Kumulatif <i>Cum. Jan to date</i>	Bulan ini <i>Current month</i>	Kumulatif <i>Cum. Jan to date</i>
NETHERLANDS ANTILLES				
874 Measuring, Checking, Analysing, And Controlling Instrument A	466	466	63 415	63 415
592 Starches, Inulin, And Wheat Glutenal Buminoidal Substances; G	20 000	40 000	10 200	20 400
641 Papers And Paperboards	1 849	2 476	9 807	15 231
743 Pumps, Compressors, Fans, Blowers, Centrifuges, And Parts	52	52	6 605	6 605
771 Electric Power Machinery And Parts	0	67	0	4 247
LAINNYA	132	1 673	2 030	7 257
SUB TOTAL	22 499	44 734	92 057	117 155
NORFOLK ISLANDS				
598 Miscellaneous Chemical Products	12 000	31 200	72 180	187 668
634 Veneers,plywood,improved/reconstituted Wood Worked	0	18 242	0	38 502
LAINNYA	0	0	0	0
SUB TOTAL	12 000	49 442	72 180	226 170
SAINT LUCIA				
772 Electrical Apparatus For Making And Breaking Electrical Circ	0	1 207	0	20 847
778 Electrical Machinery And Apparatus	0	31	0	1 230
LAINNYA	0	0	0	0
SUB TOTAL	0	1 238	0	22 077
SAINT KITTS AND NEVIS				
694 Nails, Screws, Nuts, Bolts, Rivets Of Iron/steel Or Copper	0	4	0	193
LAINNYA	0	0	0	0
SUB TOTAL	0	4	0	193
UNITED KINGDOM				
282 Waste And Scrap Metal Of Iron/steel	221 660	59 704 810	83 694	19 467 345
251 Pulp And Waste Paper	15 859 185	80 874 757	3 291 283	15 448 639
782 Motor Vehicle For The Transportation Of Goods	599 850	1 360 765	6 341 541	14 258 386
723 Civil Engineering And Contractor Plants And Equipments/parts	376 340	894 592	4 169 732	12 472 296
741 Heating And Cooling Equipments And Parts	346 501	375 901	7 534 694	7 840 666
LAINNYA	9 825 660	26 990 801	49 094 712	126 469 323
SUB TOTAL	27 229 196	170 201 626	70 515 656	195 956 655
NETHERLANDS				
334 Petroleum Products, Refined	35 071 317	37 135 360	26 573 967	28 313 311
022 Milk,cream, And Milk Products Other Than Butter Or Cheese	3 009 765	9 123 910	7 582 226	20 476 321
251 Pulp And Waste Paper	15 337 350	68 224 307	3 061 742	13 190 450
098 Edible Products And Preparations	634 506	1 734 439	5 051 934	11 592 447
898 Musical Instrument And Parts/accessories	137	155	9 245 128	9 253 418
LAINNYA	9 875 552	25 465 071	35 961 596	103 658 719
SUB TOTAL	63 928 627	141 683 242	87 476 593	186 484 666
FRANCE				
022 Milk,cream, And Milk Products Other Than Butter Or Cheese	4 954 945	10 602 172	11 904 921	21 552 000
792 Aircraft And Associated Equipments And Parts	348	37 733	10 829	14 087 738
772 Electrical Apparatus For Making And Breaking Electrical Circ	227 266	629 947	4 871 561	12 514 593

**I.6 IMPOR KOMODITI MENURUT NEGARA ASAL / IMPORT BY COUNTRY OF ORIGIN
DAN LIMA GOLONGAN BARANG (SITC) UTAMA / AND FIVE MAJOR SITC COMMODITY GROUP
** MARET / MARCH 2010 ****

Negara Asal/SITC/Uraian Golongan Barang <i>Country of Origin/SITC/group Description</i>	Berat Bersih / <i>Net Weight (Kg)</i>		Nilai CIF / <i>CIF Value (US\$)</i>	
	Bulan ini <i>Current month</i>	Kumulatif <i>Cum. Jan to date</i>	Bulan ini <i>Current month</i>	Kumulatif <i>Cum. Jan to date</i>
771 Electric Power Machinery And Parts	4 750	110 549	188 796	11 642 108
542 Medicaments, Including Veterinary Medicaments	38 032	60 430	3 547 828	8 361 103
LAINNYA	19 387 532	63 472 470	52 507 964	143 527 940
SUB TOTAL	24 612 873	74 913 301	73 031 899	211 685 482
GERMANY, FED. REP. OF				
728 Other Machines And Equipment Specialized For Particular Indu	258 259	1 145 361	6 100 311	48 260 967
679 Tubes, Pipes, Hollow Profile, Pipe Fitting Of Iron/steel	605 633	2 368 871	8 078 603	31 734 345
745 Other Non-electical Machinery, Tools, And Mechanical Apparatus	204 589	613 545	9 037 025	27 504 202
713 Internal Combustion Piston Engines And Parts	421 571	782 904	13 871 989	25 998 027
776 Thermionic, Cold Cathode, And Photo Cathode Valves/tubes	17 244	41 176	7 540 542	21 644 100
LAINNYA	56 256 573	149 312 797	206 650 980	505 167 879
SUB TOTAL	57 763 869	154 264 654	251 279 450	660 309 520
AUSTRIA				
776 Thermionic, Cold Cathode, And Photo Cathode Valves/tubes	18 724	60 610	9 485 234	31 437 239
641 Papers And Paperboards	1 471 986	5 522 839	1 805 556	6 266 436
772 Electrical Apparatus For Making And Breaking Electrical Circ	28 814	41 003	958 583	3 688 021
716 Rotating Electric Plants And Parts	69 494	105 395	1 705 605	2 736 620
725 Papermill/pulpmill Machinery And Paper Cutting Machines	4 297	39 843	494 471	2 624 767
LAINNYA	1 568 097	5 259 772	6 890 471	20 795 841
SUB TOTAL	3 161 412	11 029 462	21 339 920	67 548 924
BELGIUM				
515 Organo-inorganic And Heterocyclic Compounds	1 399 499	3 956 319	6 232 780	16 938 536
743 Pumps, Compressors, Fans, Blowers, Centrifuges, And Parts	63 905	175 735	1 359 370	7 227 432
574 Poliacetals And Polycarbons In Primary Forms	678 027	2 899 921	1 669 548	6 862 494
251 Pulp And Waste Paper	5 657 866	26 434 326	1 226 286	5 275 213
575 Other Plastics In Primary Forms	745 903	2 266 914	2 111 179	5 204 654
LAINNYA	19 227 718	55 909 036	31 528 986	75 579 313
SUB TOTAL	27 772 918	91 642 251	44 128 149	117 087 642
SWITZERLAND				
591 Disinfectants, Insecticides, And Fungicides Put In Forms	76 101	135 696	2 977 575	9 357 782
533 Pigments, Paints, Varnishes, And Related Materials	194 979	264 618	2 563 769	7 848 467
724 Textile/leather Machinery And Parts	23 168	812 586	1 178 741	7 273 710
515 Organo-inorganic And Heterocyclic Compounds	61 977	108 513	4 896 902	6 989 463
551 Essential Oils, Perfumes, And Flavour Materials	95 895	237 328	2 444 112	6 055 175
LAINNYA	8 449 545	16 099 562	26 377 825	68 433 608
SUB TOTAL	8 901 665	17 658 303	40 438 924	105 958 205
LUXEMBOURG				
676 Iron/steel Bars, Rods, Angels, Shaped And Sections	0	383 414	0	679 631
749 Non-electric Parts And Accessories Of Machineries	4 628	10 013	176 766	267 584
245 Fuel Wood And Wood Charcoal	0	897 000	0	184 664
728 Other Machines And Equipment Specialized For Particular Indu	460	460	154 627	154 627
657 Special Yarns, textile Fabrics	0	9 747	0	51 693
LAINNYA	116 643	118 526	43 137	94 335
SUB TOTAL	121 731	1 419 160	374 530	1 432 534

**I.6 IMPOR KOMODITI MENURUT NEGARA ASAL / IMPORT BY COUNTRY OF ORIGIN
DAN LIMA GOLONGAN BARANG (SITC) UTAMA / AND FIVE MAJOR SITC COMMODITY GROUP
** MARET / MARCH 2010 ****

Negara Asal/SITC/Uraian Golongan Barang <i>Country of Origin/SITC/group Description</i>	Berat Bersih / <i>Net Weight (Kg)</i>		Nilai CIF / <i>CIF Value (US\$)</i>	
	Bulan ini <i>Current month</i>	Kumulatif <i>Cum. Jan to date</i>	Bulan ini <i>Current month</i>	Kumulatif <i>Cum. Jan to date</i>
GIBRALTAR				
682 Copper	0	50 239	0	215 023
LAINNYA	0	0	0	0
SUB TOTAL	0	50 239	0	215 023
MONACO				
553 Perfumery, Cosmetics, And Toilet Preparations	943	1 566	29 388	61 520
541 Medicinal And Pharmaceutical Products	189	450	2 030	5 714
551 Essential Oils, Perfumes, And Flavour Materials	33	254	351	3 583
575 Other Plastics In Primary Forms	48	108	523	1 395
784 Parts And Accessories Of The Motor Vehicles	0	1	0	32
LAINNYA	0	0	0	0
SUB TOTAL	1 213	2 379	32 292	72 244
DENMARK				
728 Other Machines And Equipment Specialized For Particular Indu	41 265	186 158	604 219	5 421 373
741 Heating And Cooling Equipments And Parts	87 406	229 338	2 261 843	4 646 093
727 Food Processing Machines And Parts	39 586	90 476	1 606 310	3 601 443
542 Medicaments, Including Veterinary Medicaments	5 425	11 042	1 429 878	3 537 312
022 Milk,cream, And Milk Products Other Than Butter Or Cheese	215 950	640 200	773 573	1 973 928
LAINNYA	442 591	4 192 621	3 868 247	12 885 798
SUB TOTAL	832 223	5 349 835	10 544 070	32 065 947
NORWAY				
793 Ships, Boats, And Floating Structures	5 562 000	22 894 546	14 583 000	98 452 627
562 Fertilizers, Manufactured	6 940 300	22 431 920	3 251 761	10 221 962
744 Mechanical Handling Equipments And Parts	226 994	240 349	4 835 061	5 121 488
713 Internal Combustion Piston Engines And Parts	14 683	85 973	373 712	2 367 019
742 Pumps For Liquid And Parts	27 916	46 759	1 069 631	1 985 946
LAINNYA	3 967 074	13 216 315	3 758 667	11 911 934
SUB TOTAL	16 738 967	58 915 862	27 871 832	130 060 976
SWEDEN				
764 Telecommunication Equipments And Parts	37 663	162 627	9 379 501	46 956 718
251 Pulp And Waste Paper	4 494 008	16 114 358	3 660 257	13 120 932
641 Papers And Paperboards	3 129 311	10 548 185	2 794 569	9 300 204
782 Motor Vehicle For The Transportation Of Goods	278 950	921 358	2 671 400	8 721 400
783 Road Motor Vehicles	43 160	410 323	606 000	5 165 091
LAINNYA	4 809 397	9 748 265	20 032 051	47 427 460
SUB TOTAL	12 792 489	37 905 116	39 143 778	130 691 805
FINLAND				
764 Telecommunication Equipments And Parts	36 051	95 542	5 190 939	15 550 782
641 Papers And Paperboards	2 817 822	7 626 641	2 748 789	7 636 621
741 Heating And Cooling Equipments And Parts	130 029	142 260	5 164 823	5 397 194
725 Papermill/pulpmill Machinery And Paper Cutting Machines	55 864	151 601	1 806 217	5 176 164
251 Pulp And Waste Paper	2 692 062	6 641 995	1 484 514	3 599 079
LAINNYA	1 340 354	3 498 833	6 256 955	21 483 829

**I.6 IMPOR KOMODITI MENURUT NEGARA ASAL / IMPORT BY COUNTRY OF ORIGIN
DAN LIMA GOLONGAN BARANG (SITC) UTAMA / AND FIVE MAJOR SITC COMMODITY GROUP
** MARET / MARCH 2010 ****

Negara Asal/SITC/Uraian Golongan Barang <i>Country of Origin/SITC/group Description</i>	Berat Bersih / <i>Net Weight (Kg)</i>		Nilai CIF / <i>CIF Value (US\$)</i>	
	Bulan ini <i>Current month</i>	Kumulatif <i>Cum. Jan to date</i>	Bulan ini <i>Current month</i>	Kumulatif <i>Cum. Jan to date</i>
SUB TOTAL	7 072 182	18 156 872	22 652 237	58 843 669
IRELAND				
098 Edible Products And Preparations	35 371	198 791	1 083 845	3 646 867
752 Automatic Data Processing Machines And Their Units	352	8 481	66 025	3 161 377
542 Medicaments, Including Veterinary Medicaments	5 741	8 492	930 520	2 646 816
022 Milk,cream, And Milk Products Other Than Butter Or Cheese	358 409	782 184	1 155 948	2 194 298
515 Organo-inorganic And Heterocyclic Compounds	159	270	1 049 498	1 937 559
LAINNYA	852 860	1 838 413	3 062 248	9 087 813
SUB TOTAL	1 252 892	2 836 631	7 348 084	22 674 730
ITALY				
728 Other Machines And Equipment Specialized For Particular Indu	817 376	1 424 805	10 848 939	35 562 013
727 Food Processing Machines And Parts	45 334	548 812	1 990 867	19 938 614
251 Pulp And Waste Paper	19 131 957	86 126 994	3 825 758	15 150 986
745 Other Non-electrical Machinery, Tools, And Mechanical Appar	88 851	195 015	4 507 003	14 950 941
641 Papers And Paperboards	327 320	654 275	3 696 787	6 638 604
LAINNYA	9 824 946	26 401 231	45 505 260	119 769 720
SUB TOTAL	30 235 784	115 351 132	70 374 614	212 010 878
SPAIN				
562 Fertilizers, Manufactured	0	19 900 000	0	13 930 000
782 Motor Vehicle For The Transportation Of Goods	0	604 901	0	5 372 982
741 Heating And Cooling Equipments And Parts	155 030	162 189	5 023 603	5 269 737
625 Rubber Tyre,tyre Cases,tyre Treads,inner Tubes, And Tyre Fla	172 438	670 556	1 128 815	4 298 188
533 Pigments, Paints, Varnishes, And Related Materials	850 234	2 222 162	1 435 901	3 611 179
LAINNYA	5 825 467	17 244 547	20 053 139	51 702 892
SUB TOTAL	7 003 169	40 804 355	27 641 458	84 184 978
PORTUGAL				
845 Articles Of Apparel	5 254	15 491	280 104	790 317
844 Women's Coats/jackets, Knitted	1 832	5 259	105 625	288 984
251 Pulp And Waste Paper	507 000	1 395 020	109 512	259 213
059 Fruit And Vegetable Juices	74 200	148 400	106 478	209 524
842 Women's Coats/jacket, Not Knitted	781	2 467	54 475	167 142
LAINNYA	148 807	267 944	338 412	884 674
SUB TOTAL	737 874	1 834 581	994 606	2 599 854
ICELAND				
542 Medicaments, Including Veterinary Medicaments	0	290	0	172 844
411 Animal Oils And Fats	0	11 590	0	41 142
629 Articles Of Rubbers	5	19	116	457
LAINNYA	0	0	0	0
SUB TOTAL	5	11 899	116	214 443
MONTSERRAT				
776 Thermionic, Cold Cathode, And Photo Cathode Valves/tubes	15	15	1 339	1 339
LAINNYA	0	0	0	0
SUB TOTAL	15	15	1 339	1 339
GREECE				
121 Tobacco, Unmanufactured And Refused	41 580	1 187 380	286 901	8 886 089

**I.6 IMPOR KOMODITI MENURUT NEGARA ASAL / IMPORT BY COUNTRY OF ORIGIN
DAN LIMA GOLONGAN BARANG (SITC) UTAMA / AND FIVE MAJOR SITC COMMODITY GROUP
** MARET / MARCH 2010 ****

Negara Asal/SITC/Uraian Golongan Barang <i>Country of Origin/SITC/group Description</i>	Berat Bersih / <i>Net Weight (Kg)</i>		Nilai CIF / <i>CIF Value (US\$)</i>	
	Bulan ini <i>Current month</i>	Kumulatif <i>Cum. Jan to date</i>	Bulan ini <i>Current month</i>	Kumulatif <i>Cum. Jan to date</i>
263 Cotton	3 351 991	4 658 763	5 730 752	7 930 492
251 Pulp And Waste Paper	2 857 615	10 074 565	487 014	1 729 300
741 Heating And Cooling Equipments And Parts	17 400	25 345	132 660	169 281
273 Stone, Sand And Gravel	278 400	553 304	83 015	161 300
LAINNYA	135 749	436 987	154 146	603 633
SUB TOTAL	6 682 735	16 936 344	6 874 488	19 480 095
ANDORRA				
743 Pumps, Compressors, Fans, Blowers, Centrifuges, And Parts	0	400	0	14 233
LAINNYA	0	0	0	0
SUB TOTAL	0	400	0	14 233
LIECHTENSTEIN				
522 Inorganic Chemical Elements, Oxides And Halogen Salts	0	12	0	4 252
874 Measuring, Checking, Analysing, And Controlling Instrument A	1	1	1 329	1 329
699 Manufactures Of Base Metals	0	53	0	859
778 Electrical Machinery And Apparatus	0	7	0	618
728 Other Machines And Equipment Specialized For Particular Indu	0	22	0	488
LAINNYA	0	13	0	270
SUB TOTAL	1	108	1 329	7 816
DEMOCRATIC REP. OF THE CONGO				
292 Crude Vegetable Materials	178 791	257 955	1 305 856	1 485 558
634 Veneers,plywood,improved/reconstituted Wood Worked	0	197	0	728
893 Article Of Plastics	0	59	0	84
LAINNYA	0	0	0	0
SUB TOTAL	178 791	258 211	1 305 856	1 486 370
HUNGARY				
764 Telecommunication Equipments And Parts	43 244	71 901	21 344 888	35 050 345
778 Electrical Machinery And Apparatus	21 788	66 271	415 492	923 072
541 Medicinal And Pharmaceutical Products	25 128	28 001	383 601	811 009
893 Article Of Plastics	134 377	146 382	600 058	610 647
282 Waste And Scrap Metal Of Iron/steel	0	835 340	0	242 249
LAINNYA	209 761	432 841	921 549	2 859 246
SUB TOTAL	434 298	1 580 736	23 665 588	40 496 568
POLAND				
553 Perfumery, Cosmetics, And Toilet Preparations	31 349	88 490	356 423	1 165 588
792 Aircraft And Associated Equipments And Parts	0	2 033	0	1 018 155
022 Milk,cream, And Milk Products Other Than Butter Or Cheese	200 000	725 000	220 000	790 243
641 Papers And Paperboards	370 782	894 104	328 849	680 392
778 Electrical Machinery And Apparatus	11 479	77 922	55 773	554 851
LAINNYA	182 804	588 872	1 045 758	3 209 053
SUB TOTAL	796 414	2 376 421	2 006 803	7 418 282
ROMANIA				
747 Taps, Cocks, And Valves For Pipes	9 196	68 245	105 563	586 209
746 Ball Or Roller Bearings	11 461	41 772	89 753	375 363
542 Medicaments, Including Veterinary Medicaments	1 055	1 178	314 053	345 264
764 Telecommunication Equipments And Parts	0	9 155	0	327 874
655 Knitted Or Crocheted Fabrics	24 555	31 896	156 250	218 438

**I.6 IMPOR KOMODITI MENURUT NEGARA ASAL / IMPORT BY COUNTRY OF ORIGIN
DAN LIMA GOLONGAN BARANG (SITC) UTAMA / AND FIVE MAJOR SITC COMMODITY GROUP
** MARET / MARCH 2010 ****

Negara Asal/SITC/Uraian Golongan Barang <i>Country of Origin/SITC/group Description</i>	Berat Bersih / <i>Net Weight (Kg)</i>		Nilai CIF / <i>CIF Value (US\$)</i>	
	Bulan ini <i>Current month</i>	Kumulatif <i>Cum. Jan to date</i>	Bulan ini <i>Current month</i>	Kumulatif <i>Cum. Jan to date</i>
LAINNYA	66 155	414 028	259 568	1 164 593
SUB TOTAL	112 422	566 274	925 187	3 017 741
BULGARIA				
523 Metallicsalts And Peroxysalts	1 519 540	16 651 362	237 694	2 659 482
075 Spices	999 752	3 145 829	311 773	985 255
575 Other Plastics In Primary Forms	455 024	455 024	953 465	953 465
776 Thermionic, Cold Cathode, And Photo Cathode Valves/tubes	30	55	266 221	525 631
728 Other Machines And Equipment Specialized For Particular Indu	2 913	2 935	410 280	415 673
LAINNYA	156 520	332 001	233 141	762 784
SUB TOTAL	3 133 779	20 587 206	2 412 574	6 302 290
SERBIA				
746 Ball Or Roller Bearings	0	24	0	66
LAINNYA	0	0	0	0
SUB TOTAL	0	24	0	66
ALBANIA				
752 Automatic Data Processing Machines And Their Units	0	8 225	0	245 000
851 Footwears	39	79	1 713	3 417
845 Articles Of Apparel	0	3	0	180
LAINNYA	0	0	0	0
SUB TOTAL	39	8 307	1 713	248 597
AZERBAIJAN				
333 Petroleum Oil, Crude	133 588 445	368 802 256	77 785 436	212 236 108
684 Alumunium	0	297 766	0	634 923
LAINNYA	0	0	0	0
SUB TOTAL	133 588 445	369 100 022	77 785 436	212 871 031
BELARUS				
562 Fertilizers, Manufactured	4 500 000	65 354 626	1 800 000	28 966 250
592 Starches, Inulin, And Wheat Glutenal Buminoidal Substances; G	0	100 000	0	775 003
625 Rubber Tyre,tyre Cases,tyre Treads,inner Tubes, And Tyre Fla	67 096	172 803	273 900	728 908
695 Tools For Used In The Hand Or In Machines	5	286	108	5 903
629 Articles Of Rubbers	0	384	0	2 422
LAINNYA	0	0	0	0
SUB TOTAL	4 567 101	65 628 099	2 074 008	30 478 486
KAZAKHSTAN				
686 Zinc	0	101 242	0	232 591
263 Cotton	42 688	42 688	32 939	32 939
671 Pig Iron,spiegeleisen,sponge Iron, And Ferro-alloys	0	1 760	0	9 200
LAINNYA	0	0	0	0
SUB TOTAL	42 688	145 690	32 939	274 730
KYRGYZSTAN				
684 Alumunium	725 760	725 760	1 554 433	1 554 433
651 Textile Yarns	0	60 746	0	140 940
591 Disinfectants, Insecticides, And Fungicides Put In Forms	0	31 804	0	129 480
515 Organo-inorganic And Heterocyclic Compounds	0	20 000	0	74 000
554 Soap,cleansing And Polishing Preparations	0	7 140	0	21 491

**I.6 IMPOR KOMODITI MENURUT NEGARA ASAL / IMPORT BY COUNTRY OF ORIGIN
DAN LIMA GOLONGAN BARANG (SITC) UTAMA / AND FIVE MAJOR SITC COMMODITY GROUP
** MARET / MARCH 2010 ****

Negara Asal/SITC/Uraian Golongan Barang <i>Country of Origin/SITC/group Description</i>	Berat Bersih / <i>Net Weight (Kg)</i>		Nilai CIF / <i>CIF Value (US\$)</i>	
	Bulan ini <i>Current month</i>	Kumulatif <i>Cum. Jan to date</i>	Bulan ini <i>Current month</i>	Kumulatif <i>Cum. Jan to date</i>
LAINNYA	2 639	4 876	4 638	19 014
SUB TOTAL	728 399	850 326	1 559 071	1 939 358
MOLDOVA, REPUBLIC OF				
873 Meters And Counters	1 050	1 050	62 887	62 887
844 Women's Coats/jackets, Knitted	0	51	0	2 034
842 Women's Coats/jacket, Not Knitted	20	49	647	1 796
775 Household Type, Electrical/non-electrical Equipments	6	14	422	671
LAINNYA	0	0	0	0
SUB TOTAL	1 076	1 164	63 956	67 388
TAJKIKISTAN				
684 Alumunium	447 596	705 156	648 183	1 139 682
LAINNYA	0	0	0	0
SUB TOTAL	447 596	705 156	648 183	1 139 682
TURKMENISTAN				
263 Cotton	39 660	153 321	35 298	245 783
LAINNYA	0	0	0	0
SUB TOTAL	39 660	153 321	35 298	245 783
UKRAINE				
672 Ingots And Other Iron/steel In Primary Forms	104 655 798	205 861 026	51 304 235	101 071 135
673 Flat Rolled Products, Not Clad	2 189 844	23 806 319	1 258 611	14 685 640
562 Fertilizers, Manufactured	0	10 000 000	0	4 000 000
046 Meal And Flour Of Wheat And Flour Of Meslin	3 632 250	7 399 750	1 068 055	2 198 305
041 Wheat And Meslin, Unmilled	41 471	8 595 834	9 124	1 964 755
LAINNYA	2 050 619	3 661 705	2 145 146	5 684 758
SUB TOTAL	112 569 982	259 324 634	55 785 171	129 604 593
UZBEKISTAN				
263 Cotton	698 826	747 328	1 219 475	1 308 364
523 Metallicsalts And Peroxysalts	21 000	141 000	46 200	274 200
LAINNYA	0	0	0	0
SUB TOTAL	719 826	888 328	1 265 675	1 582 564
LITHUANIA				
041 Wheat And Meslin, Unmilled	28 326 790	28 326 790	8 639 671	8 639 671
625 Rubber Tyre,tyre Cases,tyre Treads,inner Tubes, And Tyre Fla	64 044	128 088	463 094	926 188
022 Milk,cream, And Milk Products Other Than Butter Or Cheese	0	100 000	0	117 500
248 Wood, simply Worked And Railway Sleeper Of Wood	0	85 750	0	25 813
081 Feeding Stuff For Animals	8 100	8 100	2 859	2 859
LAINNYA	19	169	421	5 004
SUB TOTAL	28 398 953	28 648 897	9 106 045	9 717 035
LATVIA				
232 Synthetic Rubber Latex, Synthetic/reclaimed Rubber	0	108 000	0	326 808
848 Articles Of Apparel And Clothing Accessories Of Other Than T	440	3 294	11 652	85 371
764 Telecommunication Equipments And Parts	0	25	0	15 176
655 Knitted Or Crocheted Fabrics	0	95	0	9 375

**I.6 IMPOR KOMODITI MENURUT NEGARA ASAL / IMPORT BY COUNTRY OF ORIGIN
DAN LIMA GOLONGAN BARANG (SITC) UTAMA / AND FIVE MAJOR SITC COMMODITY GROUP
** MARET / MARCH 2010 ****

Negara Asal/SITC/Uraian Golongan Barang <i>Country of Origin/SITC/group Description</i>	Berat Bersih / <i>Net Weight (Kg)</i>		Nilai CIF / <i>CIF Value (US\$)</i>	
	Bulan ini <i>Current month</i>	Kumulatif <i>Cum. Jan to date</i>	Bulan ini <i>Current month</i>	Kumulatif <i>Cum. Jan to date</i>
821 Furnitures And Parts	245	416	1 810	4 636
LAINNYA	127	277	2 559	6 100
SUB TOTAL	812	112 107	16 021	447 466
ESTONIA				
641 Papers And Paperboards	0	546 949	0	464 709
282 Waste And Scrap Metal Of Iron/steel	0	437 200	0	135 532
251 Pulp And Waste Paper	251 220	251 220	44 466	44 466
773 Equipment For Distributing Electricity	639	915	10 425	18 560
735 Parts Of Machine Tools	6	18	3 541	8 646
LAINNYA	289	1 568	14 092	30 187
SUB TOTAL	252 154	1 237 870	72 524	702 100
GEORGIA				
629 Articles Of Rubbers	0	268	0	22 982
842 Women's Coats/jacket, Not Knitted	98	190	4 199	8 379
764 Telecommunication Equipments And Parts	0	205	0	5 142
892 Printed Matter	0	16	0	1 711
746 Ball Or Roller Bearings	11	29	642	1 660
LAINNYA	43	1 070	1 487	2 477
SUB TOTAL	152	1 778	6 328	42 351
CROATIA				
121 Tobacco, Unmanufactured And Refused	39 600	79 200	188 100	370 260
248 Wood, simply Worked And Railway Sleeper Of Wood	234 100	451 100	97 206	359 707
737 Metalworking Machinery And Parts	49 958	114 997	127 705	232 967
661 Lime, cement And Fabricated Construction Materials	0	42 000	0	23 356
515 Organo-inorganic And Heterocyclic Compounds	25	55	7 127	16 171
LAINNYA	1 445	3 756	4 014	24 528
SUB TOTAL	325 128	691 108	424 152	1 026 989
BOSNIA AND HERZEGOVINA				
851 Footwears	0	31	0	4 171
775 Household Type, Electrical/non-electrical Equipments	0	146	0	2 000
743 Pumps, Compressors, Fans, Blowers, Centrifuges, And Parts	6	70	56	1 117
571 Polymers Of Ethylene In Primary Forms	0	391	0	1 104
845 Articles Of Apparel	10	10	328	328
LAINNYA	3	3	58	58
SUB TOTAL	19	651	442	8 778
MALTA				
542 Medicaments, Including Veterinary Medicaments	224	224	39 023	39 023
741 Heating And Cooling Equipments And Parts	67	567	3 281	13 279
675 Flat Rolled Products And Alloy Steels	0	5 002	0	9 029
273 Stone, Sand And Gravel	0	2 000 000	0	7 736
772 Electrical Apparatus For Making And Breaking Electrical Circ	6	237	340	3 329
LAINNYA	44	136	400	3 719
SUB TOTAL	341	2 006 166	43 044	76 115
SLOVAKIA				

**I.6 IMPOR KOMODITI MENURUT NEGARA ASAL / IMPORT BY COUNTRY OF ORIGIN
DAN LIMA GOLONGAN BARANG (SITC) UTAMA / AND FIVE MAJOR SITC COMMODITY GROUP
** MARET / MARCH 2010 ****

Negara Asal/SITC/Uraian Golongan Barang <i>Country of Origin/SITC/group Description</i>	Berat Bersih / <i>Net Weight (Kg)</i>		Nilai CIF / <i>CIF Value (US\$)</i>	
	Bulan ini <i>Current month</i>	Kumulatif <i>Cum. Jan to date</i>	Bulan ini <i>Current month</i>	Kumulatif <i>Cum. Jan to date</i>
514 Nitrogen-function Compounds	18 750	71 253	45 000	169 250
245 Fuel Wood And Wood Charcoal	0	552 000	0	120 256
737 Metalworking Machinery And Parts	0	7 362	0	109 870
778 Electrical Machinery And Apparatus	3 639	5 861	68 374	107 837
772 Electrical Apparatus For Making And Breaking Electrical Circ	182	5 201	14 992	102 029
LAINNYA	163 476	248 862	242 928	467 204
SUB TOTAL	186 047	890 539	371 294	1 076 446
SLOVENIA				
641 Papers And Paperboards	143 230	307 030	1 174 004	2 503 488
282 Waste And Scrap Metal Of Iron/steel	0	983 310	0	304 327
778 Electrical Machinery And Apparatus	29 099	38 532	114 193	223 362
542 Medicaments, Including Veterinary Medicaments	286	729	129 685	187 186
699 Manufactures Of Base Metals	9 451	12 020	51 473	74 228
LAINNYA	10 176	66 956	70 229	371 966
SUB TOTAL	192 242	1 408 577	1 539 584	3 664 557
CZECH REPUBLIC				
772 Electrical Apparatus For Making And Breaking Electrical Circ	20 239	65 346	783 805	2 705 081
514 Nitrogen-function Compounds	507 965	877 165	1 021 175	1 739 775
791 Railway Vehicles And Associated Equipments	430 144	451 201	948 780	992 331
581 Tubes, Pipes, And Hoses Of Plastics	5 517	30 827	81 292	559 091
699 Manufactures Of Base Metals	6 802	50 199	97 478	508 956
LAINNYA	488 553	746 561	1 489 473	3 290 225
SUB TOTAL	1 459 220	2 221 299	4 422 003	9 795 459
REP. OF MACEDONIA				
579 Waste And Scrap Of Plastics	0	54 982	0	22 048
842 Women's Coats/jacket, Not Knitted	70	70	1 224	1 224
LAINNYA	0	0	0	0
SUB TOTAL	70	55 052	1 224	23 272
RUSSIA FEDERATION				
672 Ingots And Other Iron/steel In Primary Forms	66 412 384	334 009 681	28 613 580	152 995 701
333 Petroleum Oil, Crude	0	84 634 864	0	50 747 161
562 Fertilizers, Manufactured	50 895 627	80 385 135	19 998 002	31 467 782
334 Petroleum Products, Refined	27 904 430	27 904 430	17 764 762	17 764 762
041 Wheat And Meslin, Unmilled	3 065 360	66 605 620	683 605	16 857 091
LAINNYA	9 300 627	47 129 331	12 768 825	47 606 332
SUB TOTAL	157 578 428	640 669 061	79 828 774	317 438 829

I.7 IMPOR KOMODITI TERTENTU MENURUT NEGARA ASAL UTAMA
CERTAIN COMMODITIES IMPORT BY MAIN COUNTRY OF ORIGIN
****MARET / MARCH 2009 ****

Komoditi <i>Commodity</i>	Negara Asal <i>Country of Origin</i>	Berat Bersih / <i>Net Weight (Kg)</i>		Nilai CIF / <i>CIF Value (US\$)</i>	
		Bulan ini <i>Current month</i>	Kumulatif <i>Cum. Jan to date</i>	Bulan ini <i>Current month</i>	Kumulatif <i>Cum. Jan to date</i>
Beras					
	THAILAND	8 828 975	31 194 195	5 441 977	17 321 057
	VIET NAM	5 995 000	11 044 700	3 299 018	6 543 238
	CHINA	3 750	657 750	11 250	1 973 250
	UNITED STATES	267 990	292 770	206 179	226 929
	PAKISTAN	0	352 410	0	123 779
	OTHERS	1 000	25 199	2 500	53 681
	Sub Total	15 096 715	43 567 024	8 960 924	26 241 934
Jagung					
	ARGENTINA	125 160	35 440 725	70 932	8 605 346
	INDIA	8 254 305	31 414 202	1 913 832	7 231 989
	BRAZIL	13 570 000	28 078 554	3 283 940	6 833 586
	THAILAND	67 618	3 967 894	371 200	1 177 166
	PAKISTAN	448 835	2 640 342	111 984	631 977
	OTHERS	370 152	1 002 369	291 292	514 943
	Sub Total	22 836 070	102 544 086	6 043 180	24 995 007
Kedelai					
	UNITED STATES	208 096 754	497 443 894	95 521 084	231 891 230
	MALAYSIA	4 428 936	13 160 645	2 849 353	8 494 995
	CANADA	20 400	1 292 339	13 974	667 389
	ARGENTINA	316 822	368 652	116 072	142 534
	BULGARIA	0	59 021	0	46 883
	OTHERS	46 061	46 061	26 924	26 924
	Sub Total	212 908 973	512 370 612	98 527 407	241 269 955
Biji Gandum dan Meslin					
	AUSTRALIA	305 087 425	738 034 830	80 936 314	192 863 433
	CANADA	68 930 000	160 590 885	21 768 002	51 388 508
	UNITED STATES	0	129 609 398	0	38 565 691
	RUSSIA FEDERATION	3 065 360	66 605 620	683 605	16 857 091
	LITHUANIA	28 326 790	28 326 790	8 639 671	8 639 671
	OTHERS	41 471	8 597 660	9 124	1 974 841
	Sub Total	405 451 046	1 131 765 183	112 036 716	310 289 235
Tepung terigu					
	TURKEY	22 824 000	107 578 500	6 718 420	30 995 027
	SRI LANKA	12 710 001	31 691 048	4 885 831	12 576 302
	AUSTRALIA	7 989 850	18 783 675	3 415 061	8 038 624
	BELGIUM	6 403 000	13 090 500	2 231 556	4 564 559
	UKRAINE	3 632 250	7 399 750	1 068 055	2 198 305
	OTHERS	2 469 571	4 669 648	831 014	1 648 407
	Sub Total	56 028 672	183 213 121	19 149 937	60 021 224

I.7 IMPOR KOMODITI TERTENTU MENURUT NEGARA ASAL UTAMA
CERTAIN COMMODITIES IMPORT BY MAIN COUNTRY OF ORIGIN
****MARET / MARCH 2009 ****

Komoditi Commodity	Negara Asal Country of Origin	Berat Bersih / Net Weight (Kg)		Nilai CIF / CIF Value (US\$)	
		Bulan ini Current month	Kumulatif Cum. Jan to date	Bulan ini Current month	Kumulatif Cum. Jan to date
Gula Pasir					
	THAILAND	195 466 000	295 476 000	152 514 713	223 589 674
	CHINA	11 897 750	11 897 750	9 779 951	9 779 951
	MALAYSIA	2 666 054	12 951 144	2 105 420	8 951 164
	SINGAPORE	1 360 017	1 760 044	1 121 083	1 446 277
	AUSTRALIA	212 500	1 669 558	164 475	1 232 117
	OTHERS	804 000	1 404 420	607 985	1 033 938
	Sub Total	212 406 321	325 158 916	166 293 627	246 033 121
Gula Tebu					
	THAILAND	24 500 000	27 500 000	16 097 792	17 666 792
	AUSTRALIA	0	31 000 000	0	14 459 550
	BRAZIL	0	23 200 000	0	13 622 808
	SOUTH AFRICA	0	22 000 000	0	11 541 640
	OTHERS	0	0	0	0
	Sub Total	24 500 000	103 700 000	16 097 792	57 290 790
Daging Sejenis Lembu					
	AUSTRALIA	5 806 928	16 158 373	16 039 040	44 729 911
	NEW ZEALAND	4 944 105	12 759 714	14 824 180	37 847 312
	UNITED STATES	622 792	2 434 329	950 460	3 063 258
	CANADA	332 639	879 364	431 533	1 421 937
	SINGAPORE	24 752	102 983	65 287	228 966
	OTHERS	0	0	0	0
	Sub Total	11 731 216	32 334 763	32 310 500	87 291 384
Daging Ayam					
	SINGAPORE	33 560	58 047	52 419	89 449
	OTHERS	0	0	0	0
	Sub Total	33 560	58 047	52 419	89 449
Garam					
	AUSTRALIA	69 692 000	296 148 000	4 151 074	16 271 770
	INDIA	8 700 000	53 790 000	393 458	2 481 125
	CHINA	5 026 005	12 407 005	281 927	644 075
	HONG KONG	3 800 000	3 800 000	206 575	206 575
	NEW ZEALAND	144 000	216 000	49 320	75 000
	OTHERS	101 354	156 299	46 807	99 684
	Sub Total	87 463 359	366 517 304	5 129 161	19 778 229
Mentega					
	NEW ZEALAND	1 033 455	3 039 116	5 161 039	13 440 323
	AUSTRALIA	207 325	418 500	816 711	1 513 824
	NETHERLANDS	131 600	366 600	451 200	1 274 599
	BELGIUM	198 525	219 979	983 041	1 039 894
	UNITED STATES	37 000	242 232	168 500	892 597
	OTHERS	47 536	126 248	262 152	623 985
	Sub Total	1 655 441	4 412 675	7 842 643	18 785 222

I.7 IMPOR KOMODITI TERTENTU MENURUT NEGARA ASAL UTAMA
CERTAIN COMMODITIES IMPORT BY MAIN COUNTRY OF ORIGIN
****MARET / MARCH 2009 ****

Komoditi <i>Commodity</i>	Negara Asal <i>Country of Origin</i>	Berat Bersih / <i>Net Weight (Kg)</i>		Nilai CIF / <i>CIF Value (US\$)</i>	
		Bulan ini <i>Current month</i>	Kumulatif <i>Cum. Jan to date</i>	Bulan ini <i>Current month</i>	Kumulatif <i>Cum. Jan to date</i>
Minyak Goreng					
	MALAYSIA	1 444 158	16 420 970	1 578 291	14 178 591
	THAILAND	200 100	2 583 557	207 125	2 237 194
	SINGAPORE	97 379	268 024	160 526	393 849
	UNITED STATES	24 500	100 705	38 861	152 494
	SPAIN	31 898	36 010	74 756	91 897
	OTHERS	18 224	50 070	29 253	88 637
	Sub Total	1 816 259	19 459 336	2 088 812	17 142 662
Susu					
	NEW ZEALAND	4 810 647	15 601 127	18 872 413	53 333 387
	AUSTRALIA	3 466 216	7 773 334	11 215 828	23 627 396
	NETHERLANDS	848 165	4 170 585	2 600 874	10 707 176
	FRANCE	2 346 002	3 603 016	7 218 854	10 605 061
	PHILIPPINES	928 723	1 646 757	4 718 031	8 711 186
	OTHERS	2 856 875	10 127 310	9 633 169	32 316 163
	Sub Total	15 256 628	42 922 129	54 259 169	139 300 369
Bawang Merah					
	VIET NAM	12 876 500	17 688 500	5 583 747	7 671 370
	THAILAND	3 908 651	8 561 867	1 785 510	3 953 633
	INDIA	916 940	1 960 340	303 337	729 259
	PHILIPPINES	987 600	1 658 020	408 801	686 342
	MALAYSIA	413 964	850 074	281 355	552 873
	OTHERS	108 000	320 600	44 500	133 912
	Sub Total	19 211 655	31 039 401	8 407 250	13 727 389
Bawang putih					
	CHINA	27 594 415	88 469 054	15 617 525	50 793 837
	MALAYSIA	136 389	484 578	79 880	276 703
	THAILAND	0	249 787	0	98 218
	KOREA, REPUBLIC OF	0	397	0	806
	OTHERS	0	0	0	0
	Sub Total	27 730 804	89 203 816	15 697 405	51 169 564
Kelapa					
	THAILAND	617 582	1 054 205	400 678	692 226
	VIET NAM	31 752	63 504	121 475	261 825
	INDIA	15 876	47 628	79 800	247 800
	PHILIPPINES	0	24 606	0	36 823
	SINGAPORE	173	397	193	601
	OTHERS	0	0	0	0
	Sub Total	665 383	1 190 340	602 146	1 239 275

I.7 IMPOR KOMODITI TERTENTU MENURUT NEGARA ASAL UTAMA
CERTAIN COMMODITIES IMPORT BY MAIN COUNTRY OF ORIGIN
****MARET / MARCH 2009 ****

Komoditi <i>Commodity</i>	Negara Asal <i>Country of Origin</i>	Berat Bersih / <i>Net Weight (Kg)</i>		Nilai CIF / <i>CIF Value (US\$)</i>	
		Bulan ini <i>Current month</i>	Kumulatif <i>Cum. Jan to date</i>	Bulan ini <i>Current month</i>	Kumulatif <i>Cum. Jan to date</i>
Kelapa Sawit	UNITED KINGDOM	0	47	0	7 400
	OTHERS	0	0	0	0
	Sub Total	0	47	0	7 400
Lada	VIET NAM	608 000	1 159 000	193 125	412 011
	SINGAPORE	0	7 329	0	50 741
	UNITED STATES	545	2 160	7 853	32 474
	NETHERLANDS	583	2 463	3 718	13 422
	KOREA, REPUBLIC OF	92	380	314	1 178
	OTHERS	40	43	388	401
	Sub Total	609 260	1 171 375	205 398	510 227
Teh	KENYA	260 920	542 670	791 975	1 672 462
	VIET NAM	252 390	914 211	257 814	875 518
	SRI LANKA	42 836	87 887	165 491	408 197
	INDIA	40 880	103 198	116 917	297 116
	CHINA	22 000	182 200	23 320	270 636
	OTHERS	60 115	174 715	118 309	395 585
	Sub Total	679 141	2 004 881	1 473 826	3 919 514
Kopi	VIET NAM	3 279 026	12 447 154	4 523 145	16 856 272
	BRAZIL	192 000	501 127	648 819	1 711 440
	INDIA	345 600	352 800	520 709	562 678
	ITALY	5 361	33 938	41 329	480 273
	MALAYSIA	180 000	180 000	265 305	265 305
	OTHERS	148 754	423 959	240 190	863 727
	Sub Total	4 150 741	13 938 978	6 239 497	20 739 695
Kakao	GHANA	1 200 000	2 550 000	4 881 601	10 438 829
	COTE D'IVOIRE	1 089 550	1 641 901	4 117 251	5 731 400
	PAPUA NEW GUINEA	230 000	1 374 313	858 185	4 852 933
	CAMEROON	493 149	996 109	1 863 891	3 829 257
	SOLOMON ISLANDS	375 000	570 000	1 333 548	2 006 654
	OTHERS	125 217	445 107	373 145	1 294 349
	Sub Total	3 512 916	7 577 430	13 427 621	28 153 422
Cabe (segar-dingin)	INDIA	302 227	455 321	228 185	345 843
	AUSTRALIA	77	1 290	303	3 510
	NEW ZEALAND	0	88	0	179
	OTHERS	0	0	0	0
	Sub Total	302 304	456 699	228 488	349 532

I.7 IMPOR KOMODITI TERTENTU MENURUT NEGARA ASAL UTAMA
CERTAIN COMMODITIES IMPORT BY MAIN COUNTRY OF ORIGIN
****MARET / MARCH 2009 ****

Komoditi <i>Commodity</i>	Negara Asal <i>Country of Origin</i>	Berat Bersih / <i>Net Weight (Kg)</i>		Nilai CIF / <i>CIF Value (US\$)</i>	
		Bulan ini <i>Current month</i>	Kumulatif <i>Cum. Jan to date</i>	Bulan ini <i>Current month</i>	Kumulatif <i>Cum. Jan to date</i>
Cabe (kering-tumbuk)					
	INDIA	1 432 822	2 533 602	1 194 808	2 221 850
	CHINA	226 631	678 361	268 487	842 829
	MALAYSIA	392 517	1 051 589	253 412	611 996
	GERMANY, FED. REP. OF	1 609	4 652	8 799	26 033
	THAILAND	0	5 010	0	23 837
	OTHERS	3 585	6 096	15 963	28 356
	Sub Total	2 057 164	4 279 310	1 741 469	3 754 901
Cabe (awet sementara)					
	INDIA	12 612	25 222	8 071	16 141
	OTHERS	0	0	0	0
	Sub Total	12 612	25 222	8 071	16 141
Tembakau					
	CHINA	1 745 580	4 980 305	12 100 641	33 730 822
	GREECE	41 580	1 187 380	286 901	8 886 089
	UNITED STATES	887 085	1 394 419	5 264 874	8 694 895
	TURKEY	256 946	1 131 270	2 118 049	7 617 763
	BRAZIL	572 529	1 005 711	4 501 264	7 580 917
	OTHERS	1 945 837	2 826 734	11 697 083	18 549 260
	Sub Total	5 449 557	12 525 819	35 968 812	85 059 746
Ubi Kayu					
	CHINA	0	11 452	0	9 932
	MALAYSIA	197	841	57	2 201
	OTHERS	0	0	0	0
	Sub Total	197	12 293	57	12 133

K1. IMPOR KAWASAN BERIKAT / BOUND ZONE IMPORT
MENURUT GOLONGAN BARANG 2 DIJIT HS / BY COMMODITY 2 DIGITS HS
**** MARET / MARCH 2010 ****

HS	Uraian Golongan Barang Group Description	Berat Bersih / Net Weight (Kg)		Nilai CIF / CIF Value (US\$)	
		Bulan ini Current month	Kumulatif Cum. Jan to date	Bulan ini Current month	Kumulatif Cum. Jan to date
03	Fish and crustaceans	1.407.257	3.447.912	1.648.698	6.265.419
04	Dairy products, bird's eggs, natural honey	406.028	2.842.108	609.659	4.130.343
05	Products of animal origin	27.347	33.440	343.558	545.399
07	Edible vegetables and certain roots and tubers	28	99	659	749
08	Edible fruits and nuts	7	24.521	322	36.839
09	Coffee, tea, mate, and spices	2.919.233	6.639.080	4.032.298	8.407.545
10	Cereals	0	948	0	9.605
11	Products of the milling industry	15.245.618	75.333.014	6.299.901	29.114.148
12	Oil seeds and oleaginous fruits	180.091	481.500	1.325.226	2.012.633
13	Lac	4	26.694	179	85.963
14	Vegetable plaiting materials	0	120	0	678
15	Animal or vegetable oils/fats and their cleavage products	385.214	15.727.438	483.032	13.056.043
16	Preparations of meat/fish/crustaceans/mollucs or other aquatic inverte	38.015	61.898	29.360	107.827
17	Sugar and sugar confectionery	0	8.019.933	0	1.502.464
18	Cocoa and cocoa preparations	360	429	7.830	8.012
19	Preparations of cereals, flour, starch or milk	3.805	573.011	5.323	984.994
20	Preparations of vegetables, fruits, nuts or other part of plants	912	8.200	1.306	16.343
21	Miscellaneous edible preparations	30	2.419	1.821	32.574
22	Beverages, spirit, and vinegar	106.867	122.306	377.939	468.222
23	Residues and waste from the food industries	6.642	14.066	8.120	38.163
24	Tobacco and manufactured tobacco substitutes	2.263.643	5.422.298	18.159.421	43.915.110
25	Salts	77.727.587	188.387.747	8.423.274	17.239.154
26	Ores, slag, and ash	8.112.002	16.238.866	1.630.831	2.471.177
27	Mineral fuels, mineral oils and products of their distillation	18.440.544	41.518.572	13.912.364	29.471.221
28	Inorganic chemicals	16.692.574	60.206.754	11.984.236	38.524.665
29	Organic chemicals	22.155.615	51.671.433	29.364.543	67.776.955
30	Pharmaceutical products	18.292	67.647	216.178	413.500
31	Fertilizers	390.330	414.394	175.391	302.439
32	Tanning or dyeing extracts	2.921.876	7.307.001	10.391.359	27.541.835
33	Essential oils and resinoids	12.053	142.327	219.060	1.502.152
34	Soap, organic surfasce-active agents, washing, and lubricating prepara	858.097	2.534.210	2.604.812	8.361.386
35	Albuminoidal substances	3.572.913	15.094.116	3.753.852	14.498.061
36	Explosives	64.498	155.358	1.740.518	4.619.290
37	Photographic and cinematographic goods	111.234	337.304	160.105	952.396
38	Miscellaneous chemical products	2.645.418	7.224.813	8.408.885	23.435.810
39	Plastics and articles thereof	33.177.060	107.960.548	86.714.389	259.264.017
40	Rubber and articles thereof	7.485.300	22.971.915	23.161.601	76.619.739
41	Raw hides, skins, and leather	1.922.657	4.895.080	15.285.290	35.406.432
42	Articles of leather	38.992	117.319	676.433	1.793.843
43	Furskins and artificial fur	1.285	5.667	24.293	76.297
44	Wood and articles of wood	9.461.972	28.109.791	5.742.284	17.022.335
45	Cork and articles of cork	21.816	28.705	79.392	165.177
46	Manufactured of straw or other plaiting materials	270	2.757	4.335	23.940
47	Pulp of wood or of other fibrous cellulosic material	20.694.135	38.791.986	15.854.485	28.776.854
48	Paper and paperboard	10.735.736	29.543.139	19.298.863	57.076.027
49	Printed books, newspapers, pictures, and other products of printing in	48.687	157.448	762.497	2.110.826
50	Silk	25.216	47.907	87.671	489.317
51	Wool, fine or coarse animal hair	79.214	489.783	1.816.457	7.143.375
52	Cotton	13.386.786	37.842.158	61.268.259	193.960.888
53	Other vegetable textile fibres	60.182	425.498	612.206	3.829.274
54	Man-made filaments	4.531.061	14.507.364	35.966.005	111.492.566
55	Man-made staple fibres	5.626.781	17.573.760	21.229.405	67.881.352
56	Wadding, felt, and non-wovens	1.024.302	2.911.147	6.677.528	19.391.398

K1. IMPOR KAWASAN BERIKAT / BOUND ZONE IMPORT
MENURUT GOLONGAN BARANG 2 DIJIT HS / BY COMMODITY 2 DIGITS HS
**** MARET / MARCH 2010 ****

HS	Uraian Golongan Barang Group Description	Berat Bersih / Net Weight (Kg)		Nilai CIF / CIF Value (US\$)	
		Bulan ini Current month	Kumulatif Cum. Jan to date	Bulan ini Current month	Kumulatif Cum. Jan to date
57	Carpets and other textile floor coverings	11.988	67.030	89.417	608.264
58	Special woven fabrics	1.122.504	3.247.057	12.795.848	39.969.287
59	Impregnated, coated, covered or laminated textile fabrics	1.563.393	4.289.058	11.852.543	33.531.095
60	Knitted or crocheted fabrics	5.670.284	19.282.225	48.588.802	159.855.783
61	Articles of apparel and clothing accessories, knitted or crocheted	405.259	649.132	3.129.407	5.510.420
62	Articles of apparel and clothing accessories, not knitted or crocheted	140.019	421.897	2.857.304	7.545.669
63	Other made up textile articles	136.943	678.363	939.063	5.466.315
64	Footwear, gaiters and the like	343.222	1.055.005	3.162.156	10.301.795
65	Headgear and parts thereof	15.897	68.858	182.025	979.843
66	Umbrellas, walking sticks, seat-sticks, whips, riding crops and parts	687	5.390	13.816	33.795
67	Prepared feathers and articles	2.982	32.385	266.452	3.378.358
68	Articles of stone, plaster, cement, asbestos, mica or similar material	475.070	889.283	2.408.534	5.306.483
69	Ceramic products	1.914.167	3.265.543	3.270.880	7.109.957
70	Glass and glassware	6.662.389	20.901.064	7.762.191	22.462.926
71	Natural and cultured pearls, precious/semi precious stones, and precio	36.243	75.766	6.383.161	14.851.762
72	Iron and steel	62.022.847	178.928.140	57.093.809	166.617.875
73	Articles of iron and steel	46.946.142	142.817.177	103.166.644	283.061.257
74	Copper and articles thereof	2.605.741	19.843.032	18.601.468	140.613.887
75	Nickel and articles thereof	30.028	86.407	518.918	1.683.093
76	Aluminium and articles thereof	4.262.344	12.461.117	18.658.480	50.489.213
78	Lead and articles thereof	112.589	171.989	743.476	1.798.947
79	Zinc and articles thereof	591.469	1.855.469	2.633.153	7.670.853
80	Tin and articles thereof	40.844	145.971	704.408	2.118.790
81	Other base metal	78.056	241.297	2.466.639	7.303.182
82	Tools, implements, cutlery, spoon and forks, of base metal and parts t	271.192	963.903	5.123.573	12.429.350
83	Miscellaneous articles of base metal	1.720.353	4.385.174	9.026.251	24.546.282
84	Nuclear reactors, boilers, machinery and mechanical appliances	14.821.330	44.110.143	264.669.954	731.259.604
85	Electrical machinery and equipments	21.139.513	56.516.494	607.491.373	1.534.078.078
86	Railway and tramway locomotive, mechanical traffic, and all kinds	136.744	269.803	494.176	677.009
87	Vehicles other than railway/tramway, and parts and accessories thereof	6.437.998	18.902.418	49.263.315	151.041.108
88	Aircraft and its components	2.948	95.661	141.272	9.679.394
89	Ships, boat, and floating structures	164.562	10.104.493	820.946	20.595.322
90	Optical, photographic, cinematographic, measuring, checking, medical	753.990	2.385.518	40.058.832	115.900.366
91	Clocks and watches and parts thereof	3.175	11.429	83.329	268.352
92	Musical instruments	885.867	1.991.625	6.365.812	15.240.155
93	Arms and ammunition	58	1.709	6.268	8.366
94	Furnitures, bedding, mattress supports, cushions and stuffed furnishin	330.053	826.738	2.427.566	6.919.144
95	Toys, games and sports requisites	46.801	116.059	1.301.699	3.410.598
96	Miscellaneous manufactured articles	633.475	2.094.386	6.738.937	21.402.379
97	Works of arts, collectors' piece and antiques	47	2.243	2.973	81.736
98	Vehicles in ckd and their components	1.657.834	3.482.567	20.579.062	44.801.701
TOTAL IMPOR		469.232.633	1.374.202.966	1.744.465.385	4.900.980.564

K2. IMPOR KAWASAN BERIKAT / BOUND ZONE IMPORT
MENURUT GOLONGAN BARANG SITC / BY SITC COMMODITY GROUP
**** MARET / MARCH 2010 ****

SITC	Uraian Golongan Barang Group Description	Berat Bersih / Net Weight (Kg)		Nilai CIF / CIF Value (US\$)	
		Bulan ini Current month	Kumulatif Cum. Jan to date	Bulan ini Current month	Kumulatif Cum. Jan to date
A. By Commodity 1 Dijit SITC					
0	Food and Live Animals	4.819.360	21.693.293	6.405.822	21.693.348
1	Beverages and Tobacco	2.370.505	5.544.583	18.537.350	44.382.922
2	Crude Materials, Inedible	123.614.783	260.136.988	71.937.429	171.130.933
3	Mineral Fuels, Lubricants, etc.	18.440.544	41.214.027	13.912.364	29.255.246
4	Animal & Vegetable Oils/Fats	384.794	15.726.838	475.277	13.044.441
5	Chemicals	95.034.688	318.021.254	143.750.219	413.317.126
6	Manufactured Goods	173.344.663	556.886.024	448.341.146	1.428.082.174
7	Machinery and Transportation Equipments	44.438.417	133.630.943	941.074.318	2.487.486.741
8	Miscellaneous Manufactured Articles	6.757.869	21.304.016	95.637.958	282.623.011
9	Special Commodities and Transaction	27.010	45.000	4.393.502	9.964.622
B. By Commodity 2 Dijit SITC					
01	Meat and meat preparations	38.000	57.192	29.340	63.208
02	Dairy product and eggs	28	5.358	107	50.875
03	Fish, crustaceans, molluscs and their preparations	1.407.272	3.452.618	1.648.718	6.310.038
04	Cereals and cereal preparations	16.133	362.348	42.264	609.880
05	Fruits and vegetables	25.182	77.985	17.141	99.640
06	Sugar, sugar preparations, and honey	406.000	10.861.933	609.552	5.632.480
07	Coffee, tea, cocoa, and spices	2.919.593	6.640.838	4.040.128	8.443.297
08	Feeding stuff for animals	6.642	14.066	8.120	38.163
09	Miscellaneous food preparations	510	220.955	10.452	445.767
11	Beverages	106.862	122.285	377.929	467.812
12	Tobacco and tobacco manufactured	2.263.643	5.422.298	18.159.421	43.915.110
21	Hides, skins and furskins	225	866	1.578	6.486
22	Oil seeds, nuts, and kernels	0	2.774	0	9.500
23	Crude rubber	6.213.423	18.450.884	13.987.801	37.568.804
24	Wood, lumber, and cork	3.549.076	12.910.444	1.839.285	5.785.538
25	Pulp and waste paper	20.694.135	38.791.986	15.854.485	28.776.854
26	Textile fibres and their waste	12.036.819	33.059.649	23.719.300	70.118.129
27	Crude fertilizers and crude minerals	53.697.948	108.394.731	7.030.864	13.628.946
28	Metalliferous ores and metal scraps	27.215.715	47.986.687	7.835.153	12.601.644
29	Crude animals and vegetable materials, nes	207.442	538.967	1.668.963	2.635.032
33	Petroleum and petroleum products	18.438.237	41.209.664	13.904.785	29.217.493
34	Gas; natural and manufactured	2.307	4.363	7.579	37.753
42	Fixed vegetable oils/fats	322.937	15.532.479	412.636	12.800.612
43	Animal vegetable oils/fats	61.857	194.359	62.641	243.829
51	Organic chemicals	22.247.063	51.909.523	29.083.735	66.052.453
52	Inorganic chemicals	16.625.534	59.985.100	11.907.567	38.319.508
53	Dyeing, tanning, and colouring materials	3.015.815	7.479.493	10.668.168	27.795.403
54	Medical and pharmaceutical products	25.441	115.354	901.204	3.294.270
55	Essential oils and perfumery materials	389.866	1.384.755	1.612.995	6.039.808
56	Manufactured fertilizers	390.320	412.062	174.913	273.602
57	Plastics in primary forms	28.438.288	92.184.541	54.820.509	158.576.398
58	Plastics in non-primary forms	2.300.142	6.658.852	14.111.229	39.972.967
59	Chemical materials and its products, nes	21.602.219	97.891.574	20.469.899	72.992.717
61	Leather, leather med, nes	1.927.904	4.909.786	15.337.440	35.603.691
62	Rubber manufactured, nes	1.215.403	4.307.533	8.924.579	37.835.715
63	Wood and cork manufactured	5.934.712	15.228.052	3.982.391	11.401.974
64	Paper, paperboard, and manufactured thereof	10.337.852	28.347.208	14.059.780	41.748.693
65	Textile yarns, fabrics, and their products	21.251.587	68.428.359	178.923.020	574.688.307
66	Non metallic minerals manufactured	33.199.145	105.862.473	14.266.048	37.922.763
67	Iron and steel	83.269.763	265.553.222	107.336.742	317.888.023
68	Non ferrous metals	6.764.279	32.318.613	36.834.490	193.137.384
69	Manufactured of metal, nes	9.444.018	31.930.778	68.676.656	177.855.624
71	Power generating machine and equipments	2.347.170	5.807.344	39.220.089	101.415.838
72	Machinery specialized for particular industry	4.562.204	12.885.264	86.215.678	223.363.141

K2. IMPOR KAWASAN BERIKAT / BOUND ZONE IMPORT
MENURUT GOLONGAN BARANG SITC / BY SITC COMMODITY GROUP
**** MARET / MARCH 2010 ****

SITC	Uraian Golongan Barang Group Description	Berat Bersih / Net Weight (Kg)		Nilai CIF / CIF Value (US\$)	
		Bulan ini Current month	Kumulatif Cum. Jan to date	Bulan ini Current month	Kumulatif Cum. Jan to date
73	Metalworking machinery	544.289	1.640.686	6.522.794	20.731.364
74	General industrial machinery and equipments	7.009.610	22.440.683	99.272.625	272.279.909
75	Office machinery and automatic data processing	1.415.810	4.171.845	47.133.349	152.297.430
76	Telecommunication and reproducers apparatus	5.567.403	13.839.078	165.530.670	374.866.502
77	Electrical machinery and apparatus	14.616.788	40.096.759	426.631.621	1.118.744.651
78	Road vehicles	8.204.215	22.543.460	69.561.980	193.465.898
79	Other transportation equipments	170.928	10.205.824	985.512	30.322.008
81	Sanitary, plumbing, and fittings	174.186	555.868	1.562.706	3.023.699
82	Furniture	149.847	424.200	899.007	3.838.308
83	Traveling goods	26.221	94.241	531.896	1.435.205
84	Clothing	771.563	1.828.750	7.902.101	20.385.920
85	Footwear	343.222	1.055.005	3.162.156	10.301.795
87	Professional, scientific, and contractor instruments	653.787	2.117.177	15.104.976	45.317.254
88	Photographic apparatus, equipments and optics	224.179	625.219	12.544.807	32.141.150
89	Miscellaneous manufactured articles	4.414.864	14.603.556	53.930.309	166.179.680
96	Coin, not being legal tender	0	82	0	1.784
97	Gold; non monetary	27.010	44.918	4.393.502	9.962.838

C. By Commodity 3 Dijit SITC

017	Meat And Edible Meat Offal, Prepared Or Preserved	38.000	57.192	29.340	63.208
022	Milk,Cream, And Milk Products Other Than Butter Or Cheese	28	108	107	327
025	Eggs, Birds, And Egg Yolks; Fresh, Dried Or Otherwise Preserved	0	5.250	0	50.548
034	Fish, Fresh, Chilled Or Frozen	1.355.636	2.960.091	1.277.789	2.926.240
035	Fish, Dried Salted Or In Brine; Smoked Fish	538	1.090	22.530	23.844
036	Crustaceans, Molluscs, And Aquatic Invertebrates	51.083	486.731	348.379	3.315.335
037	Fish, Crustaceans, Molluscs, And Other Aquatic Invertebrates; Prepared	15	4.706	20	44.619
041	Wheat And Meslin, Unmilled	0	948	0	9.605
047	Other Cereal Meals And Flours	13.718	22.914	39.150	62.100
048	Cereal Preparations And Preparations Of Flours/Starchs Of Fruit	2.415	338.486	3.114	538.175
054	Vegetables, Fresh, Chilled, Frozen Or Simply Preserved	28	81	659	731
056	Vegetables, Roots And Tubers, Prepared Or Preserved Nes	24.235	51.271	14.854	58.930
057	Fruit And Nut; Fresh Or Dried	7	24.521	322	36.839
059	Fruit And Vegetable Juices	912	2.112	1.306	3.140
061	Sugar, Molasses, And Honey	406.000	10.861.933	609.552	5.632.480
071	Coffee And Coffee Substitutes	2.785.590	6.504.063	3.887.564	8.286.448
072	Cocoa	289	289	7.650	7.650
073	Chocolate And Other Food Preparations Containing Cocoa	71	140	180	362
074	Tea And Mate	133.643	136.343	144.734	148.824
075	Spices	0	3	0	13
081	Feeding Stuff For Animals	6.642	14.066	8.120	38.163
091	Margarine And Shortening	420	600	7.755	11.602
098	Edible Products And Preparations	90	220.355	2.697	434.165
111	Non-Alcoholic Beverages, Nes	4.614	13.463	3.799	41.213
112	Alcoholic Beverages	102.248	108.822	374.130	426.599
121	Tobacco, Unmanufactured And Refused	2.192.863	5.273.445	17.668.641	42.937.261
122	Tobacco, Manufactured	70.780	148.853	490.780	977.849
211	Hides And Skins, Raw	225	851	1.578	6.112
212	Furskins, Raw	0	15	0	374
223	Oil Seeds Use For Extraction Of Other Fixed Vegetable Oils	0	2.774	0	9.500
231	Natural Rubber Latex;Natural Rubber And Similar Natural Gums	1.411.832	3.789.798	3.064.482	8.277.565
232	Synthetic Rubber Latex, Synthetic/Reclaimed Rubber	4.801.591	14.661.086	10.923.319	29.291.239
244	Cork,Natural,Raw And Waste	43	146	346	2.392
245	Fuel Wood And Wood Charcoal	1.336.896	7.315.982	291.415	1.626.479
246	Wood In Chips Or Particles And Waste	115.070	115.070	24.013	24.013
247	Wood In The Rough Or Roughly Squared	178.035	577.885	8.364	200.208
248	Wood,Simply Worked And Railway Sleeper Of Wood	1.919.032	4.901.361	1.515.147	3.932.446
251	Pulp And Waste Paper	20.694.135	38.791.986	15.854.485	28.776.854
261	Silk	0	1.923	0	9.703

K2. IMPOR KAWASAN BERIKAT / BOUND ZONE IMPORT
MENURUT GOLONGAN BARANG SITC / BY SITC COMMODITY GROUP
**** MARET / MARCH 2010 ****

SITC	Uraian Golongan Barang Group Description	Berat Bersih / Net Weight (Kg)		Nilai CIF / CIF Value (US\$)	
		Bulan ini Current month	Kumulatif Cum. Jan to date	Bulan ini Current month	Kumulatif Cum. Jan to date
263	Cotton	7.942.839	19.560.312	14.085.091	34.079.074
264	Jute And Other Textile Bast Fibres	0	150.415	0	182.738
265	Vegetable Textile Fibres,Raw Or Processed;Waste Of These Fibres	2.678	3.334	18.142	28.359
266	Synthetic Fibres Suitable For Spinning	1.914.435	7.016.087	3.197.067	15.534.306
267	Other Man-Made Fibres Suitable For Spinning And Waste	2.176.358	6.077.794	6.415.905	18.198.944
268	Wool And Other Animal Hair	125	201.253	789	1.722.410
269	Old Clothing And Other Old Textile Articles; Rags	384	48.531	2.306	362.595
272	Fertilizers, Crude	3.818	15.108	13.333	110.338
273	Stone, Sand And Gravel	11.814.355	32.127.251	674.568	2.162.645
274	Sulphur And Unroasted Iron Pyrites	28.646.140	49.393.397	4.064.034	6.316.779
277	Natural Abrasives	968.867	4.482.123	334.180	1.511.472
278	Other Crude Minerals	12.264.768	22.376.852	1.944.749	3.527.712
281	Iron Ore And Concentrates	8.010.457	16.005.926	678.870	1.337.345
282	Waste And Scrap Metal Of Iron/Steel	19.036.654	31.503.197	6.126.877	9.730.596
283	Copper Ores And Concentrates	269	23.081	2.681	193.845
284	Nickel Ores And Concentrates	0	299	0	3.630
285	Aluminium Ores And Concentrates	67.040	221.654	76.669	205.157
287	Ores And Concentrates Of Basemetals	69.295	152.337	73.759	205.127
288	Non-Ferrous Base Metal Waste And Scraps	0	48.153	0	36.490
289	Ores And Concentrates Of Precious Metals; Waste,Scraps	32.000	32.040	876.297	889.454
291	Crude Animal Materials	27.347	33.440	343.558	545.399
292	Crude Vegetable Materials	180.095	505.527	1.325.405	2.089.633
334	Petroleum Products, Refined	18.223.636	40.699.898	13.592.502	28.412.429
335	Residual Petroleum Products, And Related Materials	214.601	509.766	312.283	805.064
342	Liquefied Propane And Butane	2.208	2.648	900	7.388
343	Natural Gas, Liquefied Or Not	0	718	0	12.851
344	Petroleum Gases And Other Gas	11	851	4.000	14.606
345	Coal Gas, Water Gas And Similar Gas	88	146	2.679	2.908
421	Fixed Vegetable Fats And Oils Soft,Crude,Refined Or Fractioned	322.865	1.335.671	411.759	1.704.627
422	Fixed Vegetable Fats And Oils Solid,Crude,Refined Or Fractioned	72	14.196.808	877	11.095.985
431	Animal And Vegetable Oil; Fat Processed And Their Wax	61.857	194.359	62.641	243.829
511	Hydrocarbon And Their Halogenated, Nitrated Derivatives	91.219	1.511.546	200.922	2.959.387
512	Alcohols,Phenols,Phenol-Alcohols And Their Halogenated	18.948.156	41.241.910	21.515.954	42.882.080
513	Carboxylic Acids,And Their Anhydrides,Halides,Peroxides	1.179.707	2.785.673	2.203.915	5.536.634
514	Nitrogen-Function Compounds	1.077.710	3.920.673	2.516.738	8.391.189
515	Organo-Inorganic And Heterocyclic Compounds	464.145	1.330.365	1.062.797	2.656.061
516	Other Organic Chemicals	486.126	1.119.356	1.583.409	3.627.102
522	Inorganic Chemical Elements, Oxides And Halogen Salts	13.974.658	40.031.048	9.014.132	28.870.960
523	Metalsalts And Peroxysalts	2.444.658	19.371.293	2.474.926	7.553.998
524	Other Inorganic Chemicals;Chemical Compound Of Precious Metals	206.192	582.655	416.251	1.883.322
525	Radioactive And Associated Materials	26	104	2.258	11.228
531	Synthetic Organic; Colouring Matter	437.357	1.174.317	1.917.053	4.926.210
532	Dyeing/Tanning Extracts And Synthetic Tanning Materials	3.362	23.374	41.986	106.668
533	Pigments, Paints, Varnishes, And Related Materials	2.575.096	6.281.802	8.709.129	22.762.525
541	Medicinal And Pharmaceutical Products	24.738	113.750	745.582	3.081.520
542	Medicaments, Including Veterinary Medicaments	703	1.604	155.622	212.750
551	Essential Oils, Perfumes, And Flavour Materials	6.077	57.044	89.957	1.105.023
553	Perfumery, Cosmetics, And Toilet Preparations	5.976	85.283	129.103	397.129
554	Soap,Cleansing And Polishing Preparations	377.813	1.242.428	1.393.935	4.537.656
562	Fertilizers, Manufactured	390.320	412.062	174.913	273.602
571	Polymers Of Ethylene In Primary Forms	7.731.607	28.777.190	10.999.706	35.921.435
572	Polimers Of Styrene In Primary Forms	5.897.739	17.086.936	11.935.313	33.948.648
573	Polimers Of Vinyl Chloride In Primary Forms	989.342	2.357.202	1.651.788	3.908.379
574	Poliacetals And Polycarbons In Primary Forms	1.963.702	6.024.409	7.678.546	20.610.435
575	Other Plastics In Primary Forms	11.855.769	37.938.393	22.553.635	64.184.624
579	Waste And Scrap Of Plastics	129	411	1.521	2.877
581	Tubes, Pipes, And Hoses Of Plastics	297.721	802.486	1.748.100	4.938.770
582	Plates, Sheets, And Film Of Plastics	1.984.498	5.813.575	12.211.985	34.612.468
583	Monofilament And Rod Of Plastics	17.923	42.791	151.144	421.729

K2. IMPOR KAWASAN BERIKAT / BOUND ZONE IMPORT
MENURUT GOLONGAN BARANG SITC / BY SITC COMMODITY GROUP
**** MARET / MARCH 2010 ****

SITC	Uraian Golongan Barang Group Description	Berat Bersih / Net Weight (Kg)		Nilai CIF / CIF Value (US\$)	
		Bulan ini Current month	Kumulatif Cum. Jan to date	Bulan ini Current month	Kumulatif Cum. Jan to date
591	Disinfectants, Insecticides, And Fungicides Put In Forms	70.902	208.150	342.030	894.450
592	Starches, Inulin, And Wheat Glutenal Buminoidal Substances; Glues	18.733.168	90.200.858	9.780.393	42.739.932
593	Explosive And Pyrotechnic Products	64.468	155.000	1.738.101	4.613.519
597	Additive For Mineral Oils	436.684	1.290.387	1.195.174	3.992.061
598	Miscellaneous Chemical Products	2.296.978	6.036.980	7.412.995	20.747.457
599	#N/A	19	199	1.206	5.298
611	Leathers	1.922.432	4.894.229	15.283.712	35.400.320
612	Manufactures And Composition Leathers	5.472	15.557	53.728	203.371
621	Materials Of Rubber	729.950	2.834.396	3.532.242	20.294.980
625	Rubber Tyre,Tyre Cases,Tyre Treads,Inner Tubes, And Tyre Flaps	38.133	151.785	156.362	743.716
629	Articles Of Rubbers	447.320	1.321.352	5.235.975	16.797.019
633	Cork Manufactures	21.773	28.559	79.046	162.785
634	Veneers,Plywood,Improved/Reconstituted Wood Worked	5.624.912	14.173.933	2.099.978	5.444.680
635	Wood Manufactures	288.027	1.025.560	1.803.367	5.794.509
641	Papers And Paperboards	8.178.282	22.520.694	8.477.526	24.543.979
642	Paper And Paperboard Cut To Size/Shape And Article Of Papers	2.159.570	5.826.514	5.582.254	17.204.714
651	Textile Yarns	1.670.493	5.797.747	10.177.375	34.838.054
652	Cotton Fabrics, Woven	5.247.709	17.939.272	45.972.931	157.409.070
653	Fabrics, Woven, Of Man-Made Fibres	4.672.618	13.729.125	39.502.640	115.054.106
654	Textile Fabrics, Woven, Other Than Of Cotton Or Man-Made Fibres	168.539	682.043	2.665.585	10.134.819
655	Knitted Or Crocheted Fabrics	5.670.284	19.282.225	48.588.802	159.855.783
656	Tulle,Lace,Embroidery,Ribbons,Trimmings And Other Small Wares	1.036.149	3.028.941	11.887.965	37.747.064
657	Special Yarns,Textile Fabrics	2.635.790	7.263.586	19.088.906	53.816.829
658	Made-Up Articles, Wholly/Chiefly Of Textile Materials	137.762	638.135	946.502	5.221.421
659	Floor Coverings	12.243	67.285	92.314	611.161
661	Lime,Cement And Fabricated Construction Materials	24.046.230	80.514.980	1.902.430	5.241.013
662	Clay And Refractory Construction Materials	1.782.902	3.192.719	2.813.694	5.672.325
663	Mineral Manufactures	736.470	1.323.094	2.422.768	5.503.813
664	Glass	6.577.756	20.672.011	6.484.429	19.995.109
665	Glassware	34.908	103.500	558.886	1.311.519
666	Pottery	18.829	45.075	26.426	57.900
667	Pearl, Precious And Semi Precious Stones	2.050	11.094	57.415	141.084
671	Pig Iron,Spiegeleisen,Sponge Iron, And Ferro-Alloys	441.330	1.728.079	721.894	3.137.694
672	Ingots And Other Iron/Steel In Primary Forms	5.787.565	11.996.706	6.444.811	15.091.964
673	Flat Rolled Products, Not Clad	11.203.001	63.600.905	11.550.862	48.837.193
674	Flat Rolled Products, Clad Or Plated	3.211.092	10.544.049	5.124.053	14.716.193
675	Flat Rolled Products And Alloy Steels	7.337.883	16.938.903	9.647.237	22.551.684
676	Iron/Steel Bars, Rods, Angels, Shaped And Sections	12.227.323	35.495.862	12.219.104	39.434.599
677	Rail/Railway And Tractor Construction Of Iron/Steel Materials	12.184	646.585	49.706	987.530
678	Wire Of Iron/Steel	2.881.032	7.291.481	5.441.898	13.387.520
679	Tubes, Pipes, Hollow Profile, Pipe Fitting Of Iron/Steel	40.168.353	117.310.652	56.137.177	159.743.646
681	Silver, Platinum, And Other Metal Of The Platinum Groups	1.401	6.899	1.145.813	3.062.310
682	Copper	2.471.322	19.497.862	16.728.857	136.561.223
683	Nickel	9.192	35.632	412.327	1.379.000
684	Aluminium	3.696.505	11.040.950	14.463.056	39.468.566
685	Lead	110.603	156.253	692.463	1.677.532
686	Zinc	426.518	1.418.011	908.781	3.552.785
687	Tin	39.770	140.691	682.058	1.954.494
689	Miscellaneous Non-Ferrous Basemetals Employed In Metallurgy	8.968	22.315	1.801.135	5.481.474
691	Structures And Parts Of Iron/Steel Or Aluminium	2.548.507	12.935.196	4.373.002	26.956.913
692	Metal Containers For Storage And Transportations	1.290.868	2.910.155	26.089.989	39.279.483
693	Wire Products And Fencing Grills	1.003.556	2.816.635	3.524.725	9.268.627
694	Nails, Screws, Nuts, Bolts, Rivets Of Iron/Steel Or Copper	1.071.445	2.916.005	8.183.800	21.939.351
695	Tools For Used In The Hand Or In Machines	234.319	895.126	4.940.660	12.036.896
696	Cutlery	36.865	59.996	181.583	353.172
697	Household Equipment Of Base Metals	9.517	77.122	139.003	796.773
699	Manufactures Of Base Metals	3.248.941	9.320.543	21.243.894	67.224.409
711	Steam And Other Vapour Generating Boilers And Parts	41.955	252.658	665.160	4.708.318
712	Steam Or Other Generating Boilers And Parts	82.907	83.423	415.102	454.735

K2. IMPOR KAWASAN BERIKAT / BOUND ZONE IMPORT
MENURUT GOLONGAN BARANG SITC / BY SITC COMMODITY GROUP
**** MARET / MARCH 2010 ****

SITC	Uraian Golongan Barang Group Description	Berat Bersih / Net Weight (Kg)		Nilai CIF / CIF Value (US\$)	
		Bulan ini Current month	Kumulatif Cum. Jan to date	Bulan ini Current month	Kumulatif Cum. Jan to date
713	Internal Combustion Piston Engines And Parts	1.002.316	2.345.884	23.399.902	43.349.979
714	Engines And Motors, Non-Electric And Parts	10.790	105.877	1.127.678	15.526.385
716	Rotating Electric Plants And Parts	765.960	2.070.328	11.194.275	29.624.667
718	Other Power Generating Machines And Parts	443.242	949.174	2.417.972	7.751.754
721	Agricultural Machinery And Parts	17.989	49.166	259.750	553.895
722	Tractors	585	871	2.000	40.714
723	Civil Engineering And Contractor Plants And Equipments/Parts	411.387	1.887.383	4.589.104	21.963.628
724	Textile/Leather Machinery And Parts	716.840	2.249.275	7.947.681	23.089.923
725	Papermill/Pulpmill Machinery And Paper Cutting Machines	172.248	258.777	1.740.514	4.030.466
726	Printing/Book Binding Machinery And Parts	1.083.495	2.794.637	43.183.700	112.136.535
727	Food Processing Machines And Parts	406.155	550.507	6.315.689	10.170.016
728	Other Machines And Equipment Specialized For Particular Industry	1.753.505	5.094.648	22.177.240	51.377.964
731	Machine Tools By Removing Metal	214.316	589.913	2.457.858	6.248.949
733	Machine Tool For Working Metals	80.847	422.838	681.017	4.249.184
735	Parts Of Machine Tools	66.337	131.552	1.927.013	4.151.040
737	Metalworking Machinery And Parts	182.789	496.383	1.456.906	6.082.191
741	Heating And Cooling Equipments And Parts	660.702	2.724.833	5.401.047	23.891.187
742	Pumps For Liquid And Parts	315.945	1.425.923	7.755.300	20.827.183
743	Pumps, Compressors, Fans, Blowers, Centrifuges, And Parts	1.293.498	5.838.622	12.574.637	52.701.393
744	Mechanical Handling Equipments And Parts	2.145.603	4.374.260	26.516.165	41.931.358
745	Other Non-Electrical Machinery, Tools, And Mechanical Apparatus	386.580	1.202.186	6.504.749	19.061.803
746	Ball Or Roller Bearings	122.969	783.339	1.818.452	9.441.947
747	Taps, Cocks, And Valves For Pipes	574.157	1.965.754	15.156.587	41.954.168
748	Transmission Shafts And Cranks	932.043	2.553.685	15.525.341	35.856.144
749	Non-Electric Parts And Accessories Of Machineries	578.113	1.572.081	8.020.347	26.614.726
751	Office Machines	229.289	593.279	8.804.130	23.171.379
752	Automatic Data Processing Machines And Their Units	417.875	1.576.552	4.670.577	25.203.691
759	Parts And Accessories For Machine Of Heading 751 Or 752	768.646	2.002.014	33.658.642	103.922.360
761	Television Receivers	1.677.103	3.795.466	44.501.299	98.707.826
762	Radio Broadcast Receivers	6.954	7.403	726.229	736.555
763	Sound Recorders Or Reproducers	14.242	25.656	508.371	974.136
764	Telecommunication Equipments And Parts	3.869.104	10.010.553	119.794.771	274.447.985
771	Electric Power Machinery And Parts	1.036.181	2.206.542	10.105.867	27.944.837
772	Electrical Apparatus For Making And Breaking Electrical Circuits	2.979.981	8.808.112	98.114.538	264.804.366
773	Equipment For Distributing Electricity	2.477.788	7.464.499	23.983.397	75.574.038
774	Electrical Apparatus For Medical Purposes And Radiological Apparatus	1.400	2.424	91.664	240.385
775	Household Type, Electrical/Non-Electrical Equipments	1.946.481	5.073.283	77.327.672	131.269.173
776	Thermionic, Cold Cathode, And Photo Cathode Valves/Tubes	3.147.172	7.961.670	121.356.298	374.485.510
778	Electrical Machinery And Apparatus	3.027.785	8.580.229	95.652.185	244.426.342
781	Passenger Motor Cars	1.744.795	3.580.872	16.886.354	35.535.508
782	Motor Vehicle For The Transportation Of Goods	254.640	956.986	2.298.539	8.786.120
784	Parts And Accessories Of The Motor Vehicles	4.516.680	12.065.740	41.044.356	118.149.080
785	Motorcycles, Scooters, And Other Cycles Motorized/Non Motorized	1.501.889	4.572.332	8.732.770	26.144.311
786	Trailers And Other Vehicles, Not Motorized	186.211	1.367.530	599.961	4.850.879
791	Railway Vehicles And Associated Equipments	3.418	6.045	23.294	55.863
792	Aircraft And Associated Equipments And Parts	2.948	95.286	141.272	9.670.823
793	Ships, Boats, And Floating Structures	164.562	10.104.493	820.946	20.595.322
811	Prefabricated Buildings	146.417	314.765	1.088.292	1.825.219
812	Sanitary, Plumbing, Heating, And Lighting Fixtures/Fittings	10.432	181.968	184.091	474.887
813	Lighting Fixtures And Fittings	17.337	59.135	290.323	723.593
821	Furnitures And Parts	149.847	424.200	899.007	3.838.308
831	Travel Goods	26.221	94.241	531.896	1.435.205
841	Men'S Coats/Jackets, Not Knitted	1.447	14.939	11.812	44.039
842	Women'S Coats/Jacket, Not Knitted	919	3.539	5.686	47.146
843	Men'S Coats/Jackets, Knitted	137.673	143.210	1.151.992	1.223.843
844	Women'S Coats/Jackets, Knitted	1.183	61.793	7.530	386.145
845	Articles Of Apparel	238.679	418.411	2.263.859	4.590.565
846	Clothing Accessories Of Textiles Fabrics	165.377	429.137	2.545.832	6.764.351
848	Articles Of Apparel And Clothing Accessories Of Other Than Textile Fab	226.285	757.721	1.915.390	7.329.831

K2. IMPOR KAWASAN BERIKAT / BOUND ZONE IMPORT
MENURUT GOLONGAN BARANG SITC / BY SITC COMMODITY GROUP
**** MARET / MARCH 2010 ****

SITC	Uraian Golongan Barang <i>Group Description</i>	Berat Bersih / <i>Net Weight (Kg)</i>		Nilai CIF / <i>CIF Value (US\$)</i>	
		Bulan ini <i>Current month</i>	Kumulatif <i>Cum. Jan to date</i>	Bulan ini <i>Current month</i>	Kumulatif <i>Cum. Jan to date</i>
851	Footwears	343.222	1.055.005	3.162.156	10.301.795
871	Optical Instrument And Apparatus	11.729	97.150	1.263.516	4.145.790
872	Medical Instruments And Appliances	191.149	584.182	1.650.719	5.960.787
873	Meters And Counters	125.613	520.424	1.039.635	5.086.039
874	Measuring, Checking, Analysing, And Controlling Instrument And Apparatus	325.296	915.421	11.151.106	30.124.638
881	Photographic Apparatus And Equipments	13.916	41.924	2.051.228	4.994.321
882	Photographic And Cinematographic Supplies	111.209	337.162	159.144	938.260
883	Cinematograph Film, Exposed And Developed	25	142	961	14.136
884	Optical Goods	95.854	234.562	10.250.145	25.926.081
885	Watches And Clocks	3.175	11.429	83.329	268.352
891	Arms And Ammunitions	58	1.709	6.268	8.366
892	Printed Matter	446.571	1.353.379	6.001.580	17.438.160
893	Article Of Plastics	2.292.117	8.681.730	16.394.784	56.134.075
894	Baby Carriages, Toys, Games, And Sporting Goods	47.957	117.215	1.320.284	3.429.183
895	Office And Stationery Supplies	198.808	816.780	1.129.254	3.977.937
896	Works Of Art, Collectors Pieces And Antiques	47	2.243	2.973	81.736
897	Jewellery, Goldsmith, Silversmith Wares, And Other Articles	5.780	12.667	785.991	1.680.953
898	Musical Instrument And Parts/Accessories	926.828	2.094.743	9.137.788	21.134.690
899	Other Miscellaneous Manufactured Articles	496.698	1.523.090	19.151.387	62.294.580
961	Coin Not Being Legal Tender	0	82	0	1.784
971	Gold, Non-Monetary	27.010	44.918	4.393.502	9.962.838
TOTAL IMPOR		469.232.633	1.374.202.966	1.744.465.385	4.900.980.564

K3. IMPOR KAWASAN BERIKAT / BOUND ZONE IMPORT
MENURUT NEGARA ASAL / BY COUNTRY OF ORIGIN
**** MARET / MARCH 2010 ****

Kode Code	Negara Asal Country of Origin	Berat Bersih / Net Weight (Kg)		Nilai CIF / CIF Value (US\$)	
		Bulan ini Current month	Kumulatif Cum. Jan to date	Bulan ini Current month	Kumulatif Cum. Jan to date
111	JP JAPAN	76.705.906	181.095.797	287.209.080	861.526.594
112	HK HONG KONG	12.315.414	26.432.676	104.536.107	280.509.411
113	KP KOREA, DEM. PEOPLE'S REP.	0	686	0	13.716
114	KR KOREA, REPUBLIC OF	37.277.850	96.737.506	168.565.760	456.521.553
115	TW TAIWAN	31.146.220	100.849.151	66.156.708	177.214.126
116	CN CHINA	44.439.176	162.615.332	195.571.741	616.496.304
117	MN MONGOLIA	780	780	28.459	28.459
118	MO MACAU	119.849	285.483	575.576	1.334.600
120	PG PAPUA NEW GUINEA	4.500	4.513	126.444	138.324
121	TH THAILAND	29.294.451	131.242.903	52.924.996	178.747.947
122	SG SINGAPORE	93.826.805	281.708.281	531.778.516	1.403.507.606
123	PH PHILIPPINES	15.641.036	18.630.452	19.860.673	46.523.508
124	MY MALAYSIA	37.875.903	116.216.312	72.249.766	203.038.166
125	MM MYANMAR	16.505	102.350	30.473	454.906
126	KH CAMBODIA	14.847	42.681	45.796	201.295
127	BN BRUNEI DARUSSALAM	0	755	0	3.180
128	LA LAO PEOPLE'S DEM. REP.	0	5	0	529
131	VN VIET NAM	4.420.242	11.051.058	16.130.016	38.723.295
133	IN INDIA	5.119.801	15.458.968	11.652.695	32.939.604
134	PK PAKISTAN	364.831	1.778.950	1.763.277	5.541.730
135	BD BANGLADESH	1.056	381.134	10.869	3.305.647
136	LK SRI LANKA	58.554	175.224	344.378	775.933
142	IR IRAN (ISLAMIC REPUBLIC OF)	73.453	3.176.817	52.421	1.598.237
143	SA SAUDI ARABIA	10.257.427	23.695.548	11.672.930	26.026.558
144	IL ISRAEL	76	93	32.624	73.191
145	KW KUWAIT	6.895.330	11.483.165	7.639.311	11.862.183
146	JO JORDAN	0	46.449	0	37.382
149	PN PALESTINA	0	156	0	5.117
154	TR TURKEY	344.561	706.078	3.323.368	5.911.279
155	AE UNITED ARAB EMIRATES	1.475.531	2.146.631	2.113.542	3.178.037
156	QA QATAR	204.400	281.880	283.075	341.119
157	BH BAHRAIN	40.471	113.751	74.180	211.771
158	CY CYPRUS	0	48.000	0	33.044
211	EG EGYPT	8.908	8.245.871	70.033	1.851.205
213	MA MOROCCO	12.143	12.337	23.245	25.554
214	TN TUNISIA	1	11	49	465
216	SD SUDAN	20.164	52.825	53.263	103.027
219	NA NAMIBIA	338	338	6.952	6.952
222	TZ TANZANIA, UNITED REP. OF	0	501.074	0	789.838
225	KE KENYA	0	446.292	0	570.765
227	MZ MOZAMBIQUE	3	3	153	153
230	TG TOGO	0	3	0	27
231	GH GHANA	0	53.750	0	75.145
234	AO ANGOLA	0	240.000	0	1.040.400
236	CM CAMEROON	0	96.164	0	120.412
238	SL SIERRA LEONE	0	4	0	76
241	SN SENEGAL	0	50	0	45.749
245	BF BURKINA FASO	402.960	402.960	702.768	702.768
248	VI U.S. VIRGIN ISLANDS	4.235	4.235	45.942	45.942
252	CF CENTRAL AFRICAN REPUBLIC	200.000	200.000	345.769	345.769
253	NE NIGER	0	14.752	0	210.991
256	SH SAINT HELENA	0	1.147	0	4.882
260	SZ SWAZILAND	1.048	1.259	22.677	164.280
261	ZA SOUTH AFRICA	15.207.795	21.535.541	14.318.119	29.137.098

K3. IMPOR KAWASAN BERIKAT / BOUND ZONE IMPORT
MENURUT NEGARA ASAL / BY COUNTRY OF ORIGIN
**** MARET / MARCH 2010 ****

Kode Code	Negara Asal Country of Origin	Berat Bersih / Net Weight (Kg)		Nilai CIF / CIF Value (US\$)	
		Bulan ini Current month	Kumulatif Cum. Jan to date	Bulan ini Current month	Kumulatif Cum. Jan to date
262	ZW ZIMBABWE	0	435.600	0	3.797.640
263	ZM ZAMBIA	200.277	200.277	275.956	275.956
267	MU MAURITIUS	272	272	8.735	8.735
298	VG VIRGIN ISLANDS (BRITISH)	88.618	105.240	686.429	771.673
311	AU AUSTRALIA	5.186.512	22.507.810	11.698.729	39.413.577
312	NZ NEW ZEALAND	4.150.785	7.586.669	1.844.188	3.750.073
322	NC NEW CALEDONIA	0	69	0	2.398
329	ON OTH.OCEANIA	9	9	196	196
331	AS AMERICAN SAMOA	89.194	304.878	178.703	531.983
332	CK COOK ISLANDS	2.429	74.488	26.187	398.419
333	FJ FIJI	0	191	0	3.901
334	KI KIRIBATI	0	1.200.000	0	1.066.200
336	WS SAMOA	0	1.256	0	12.574
343	TK TOKELAU	0	580	0	12.512
411	US UNITED STATES	10.562.859	26.991.027	44.331.659	134.963.487
412	CA CANADA	294.135	1.220.104	794.944	3.825.508
421	MX MEXICO	44.559	243.541	290.361	739.165
422	GT GUATEMALA	570	570	2.730	2.730
425	PA PANAMA	6.937	164.897	88.424	127.914
427	CB CURACAO	0	8	0	193
428	SR SURINAME	0	29.600	0	21.140
431	CL CHILE	1.765.477	12.690.119	1.336.456	9.361.789
433	AR ARGENTINA	287.009	773.907	1.853.815	3.843.446
434	BR BRAZIL	3.196.596	9.765.062	11.095.538	22.577.814
435	CO COLOMBIA	0	152	0	7.545
437	UY URUGUAY	0	1.455	0	3.534
438	PY PARAGUAY	255.366	1.174.921	207.595	1.420.133
442	PE PERU	0	25.672	0	59.244
443	GY GUYANA	10.795	10.795	49.295	49.295
445	BS BAHAMAS	20.810	20.810	95.338	95.338
446	JM JAMAICA	150	155	720	915
447	PR PUERTO RICO	1.226	1.550	177.825	188.475
448	BZ BELIZE	0	6.800	0	18.844
449	DO DOMINICAN REPUBLIC	0	1	0	702
451	CR COSTA RICA	5.761	80.761	86.819	111.960
460	DM DOMINICA	0	66.000	0	85.428
467	AN NETHERLANDS ANTILLES	1.928	3.675	11.546	20.864
469	LC SAINT LUCIA	0	1.238	0	22.077
511	GB UNITED KINGDOM	448.806	1.717.183	4.323.609	15.578.521
512	NL NETHERLANDS	1.244.349	3.194.841	7.265.408	21.339.454
513	FR FRANCE	1.200.241	2.856.381	6.896.202	22.879.976
514	DE GERMANY, FED. REP. OF	5.259.127	13.744.508	39.657.162	89.512.130
515	AT AUSTRIA	570.291	1.169.164	11.500.462	37.799.934
516	BE BELGIUM	1.066.229	5.714.306	3.495.304	9.655.035
517	CH SWITZERLAND	335.671	1.177.153	1.313.363	8.227.711
518	LU LUXEMBOURG	115.000	1.025.110	23.949	224.404
521	DK DENMARK	14.604	142.580	85.523	1.485.710
522	NO NORWAY	342.380	573.301	7.251.054	13.946.026
523	SE SWEDEN	553.332	3.543.071	1.155.488	6.431.262
524	FI FINLAND	848.357	1.871.788	1.773.891	4.313.794
525	IE IRELAND	28.027	79.701	182.471	2.134.585
526	IT ITALY	1.495.033	3.292.729	5.508.446	15.642.547
527	ES SPAIN	740.029	1.096.053	1.295.841	2.987.952
528	PT PORTUGAL	1.061	20.350	43.343	178.223

K3. IMPOR KAWASAN BERIKAT / BOUND ZONE IMPORT
MENURUT NEGARA ASAL / BY COUNTRY OF ORIGIN
**** MARET / MARCH 2010 ****

Kode Code	Negara Asal Country of Origin	Berat Bersih / Net Weight (Kg)		Nilai CIF / CIF Value (US\$)	
		Bulan ini Current month	Kumulatif Cum. Jan to date	Bulan ini Current month	Kumulatif Cum. Jan to date
531 GR	GREECE	129.284	202.787	375.759	1.067.664
534 LI	LIECHTENSTEIN	0	95	0	2.235
540 CD	DEMOCRATIC REP. OF THE CONGO	178.791	257.955	1.305.856	1.485.558
542 HU	HUNGARY	43.924	110.257	423.163	1.357.430
543 PL	POLAND	18.149	126.782	167.239	783.046
544 RO	ROMANIA	27.943	127.128	247.826	858.086
545 BG	BULGARIA	162.301	248.752	505.151	926.871
548 AL	ALBANIA	0	8.225	0	245.000
550 AZ	AZERBAIJAN	0	297.766	0	634.923
553 KG	KYRGYZSTAN	10	244	217	2.997
557 UA	UKRAINE	3.732.438	25.757.912	2.353.155	15.784.268
560 LV	LATVIA	440	46.589	11.652	308.586
562 GE	GEORGIA	0	218	0	6.316
563 HR	CROATIA	252.865	306.585	137.181	188.021
564 BA	BOSNIA AND HERZEGOVINA	0	391	0	1.104
565 MT	MALTA	0	219	0	2.523
566 SK	SLOVAKIA	10.554	571.370	29.920	308.615
567 SI	SLOVENIA	0	361	0	19.009
568 CZ	CZECH REPUBLIC	15.432	61.757	711.250	2.250.765
572 RU	RUSSIA FEDERATION	433.121	851.014	941.561	2.751.057
TOTAL IMPOR		469.232.633	1.374.202.966	1.744.465.385	4.900.980.564

K4. IMPOR KAWASAN BERIKAT / BOUND ZONE IMPORT
MENURUT PROPINSI DAN PELABUHAN IMPOR / BY PROVINCE AND PORT OF IMPORTATION
**** MARET / MARCH 2010 ****

Kode Code	Propinsi / Pelabuhan Impor Province / Port of Importation	Berat Bersih / Net Weight (Kg)		Nilai CIF / CIF Value (US\$)	
		Bulan ini Current month	Kumulatif Cum. Jan to date	Bulan ini Current month	Kumulatif Cum. Jan to date
	NANGROE ACEH DARUSSALAM	0	16.517	0	159.517
111	IDTPK TAPAKTUAN	0	16.517	0	159.517
	SUMATERA UTARA	13.165.340	31.981.544	23.263.718	55.752.969
144	IDBLW BELAWAN	13.164.630	31.975.645	23.180.612	55.149.123
166	IDMES MEDAN / POLONIA (U)	710	5.899	83.106	603.846
	RIAU	37.145.702	127.023.623	19.776.547	62.077.614
225	IDDUM DUMAI	679.831	27.650.396	2.998.591	19.882.349
277	IDBUN BUATAN	36.465.871	99.373.227	16.777.956	42.195.265
	KEPULAUAN RIAU	152.830.053	482.089.175	704.216.446	1.914.323.444
248	IDTBK TANJUNG BALAI KARIMUN	6.314.646	15.608.695	8.785.896	31.532.873
250	IDTAN TANJUNG UBAN	76.647	91.647	439.987	443.227
251	IDTPN TANJUNG PINANG	514.978	666.820	632.432	1.367.731
257	IDBPD BELAKANG PADANG	0	9	0	22.238
258	IDBTU BATU AMPAR	63.976.725	204.113.929	357.871.546	969.125.003
262	IDTNJ KIJANG (U)	0	793	0	2.529
265	IDSKP SEKUPANG	13.725.649	42.487.396	207.326.236	497.488.152
267	IDKAB KABIL/PANAU	68.082.583	218.741.773	85.514.506	274.513.668
271	IDBTH HANG NADIM (U)	138.825	378.113	43.645.843	139.828.023
	DKI JAKARTA	219.629.990	549.661.766	894.335.709	2.538.115.569
431	IDTPP TANJUNG PRIOK	184.158.371	486.989.595	687.530.984	2.034.765.147
432	IDKLB KALIBARU	32.647.916	55.076.724	8.056.052	11.896.058
433	IDJKT JAKARTA / PASAR IKAN	4.813	4.813	26.261	26.261
434	IDCGK SOEKARNO-HATTA (U)	2.818.673	7.589.274	198.709.177	491.277.431
435	IDPSB JKT./ POS PASAR BARU	57	123	1.903	3.721
436	IDHLP HALIM PERDANA KUSUMA (U)	160	1.237	11.332	146.951
	JAWA BARAT	12	60	727	1.631
463	IDCBN CIREBON/PENGGUNG (U)	12	12	727	727
468	IDBND GEDE BAGE-BANDUNG (PTT)	0	48	0	904
	JAWA TENGAH	17.457.011	53.915.348	59.992.949	174.154.508
494	IDTES TANJUNG EMAS	17.448.446	53.898.142	59.820.296	173.798.736
496	IDSRG ACHMAD YANI (U)	5.629	11.846	109.802	218.493
497	IDS MR SEMARANG (PTT)	1.146	2.342	5.106	10.845
498	IDSOC JEBRES/ADI SUMARMO	1.790	3.018	57.745	126.434
	DI YOGYAKARTA	30	85	210	2.899
531	IDJOG ADI SUCIPTO (U)	30	85	210	2.899
	JAWA TIMUR	28.972.203	129.423.890	40.693.200	151.310.937
563	IDTPE TANJUNG PERAK	28.432.022	126.705.570	34.556.557	131.382.472
567	IDBJU BANYUWANGI	244.976	1.444.976	220.750	1.286.950
587	IDSUB JUANDA (U)-SURABAYA	83.311	187.375	5.324.098	14.980.688
588	IDSUR SURABAYA (PTT)	211.894	1.085.969	591.795	3.660.827
	BALI	32.292	84.435	2.185.879	5.071.547
620	IDDPS NGURAH RAI (U)	32.292	84.435	2.185.879	5.071.547
	KALIMANTAN BARAT	0	6.523	0	9.929
714	IDPON PONTIANAK	0	6.523	0	9.929
	TOTAL IMPOR	469.232.633	1.374.202.966	1.744.465.385	4.900.980.564