Katalog/*Catalog*: 8202002

DIRGAHAYU REPUBLIK INDONESIA
77 PULIH LEBIH CEPAT BANGKIT LEBIH KUAT

BULETIN
STATISTIK PERDAGANGAN LUAR NEGERI

EKSPOR

https://www.bps.go.id

MENURUT KELOMPOK KOMODITI DAN NEGARA
JUNI 2022

BADAN PUSAT STATISTIK

BULETIN
STATISTIK PERDAGANGAN LUAR NEGERI

EKSPOR

https://www.bps.go.id

MENURUT KELOMPOK KOMODITI DAN NEGARA

JUNI 2022

Buletin Statistik Perdagangan Luar Negeri Ekspor Menurut Kelompok Komoditi dan Negara, Juni 2022

ISSN : 2745-3995
No. Publikasi: 06100.2241
Katalog: 8202002

Ukuran Buku: -
Jumlah Halaman: vi + 240 halaman

Naskah:
Direktorat Statistik Distribusi

Penyunting:
Direktorat Statistik Distribusi

Desain Kover :
Direktorat Diseminasi Statistik

Diterbitkan oleh:
© Badan Pusat Statistik

https://www.bps.go.id

Sumber Ilustrasi: -

Dilarang mengumumkan, mendistribusikan, mengkomunikasikan, dan/atau menggandakan sebagian atau seluruh isi buku ini untuk tujuan komersial tanpa izin tertulis dari Badan Pusat Statistik

KATA PENGANTAR

Buletin Statistik Perdagangan Luar Negeri Ekspor yang diterbitkan secara bulanan oleh Badan Pusat Statistik (BPS), memuat data ekspor menurut sektor pertanian, industri pengolahan, pertambangan, dan lainnya, serta perkembangan ekspor Indonesia menurut negara tujuan. Data ekspor yang disajikan adalah data ekspor Juni 2022. Pada terbitan ini pengelompokan komoditi menurut sektor mengikuti struktur KBLI 2015.

Buletin Ekspor ini juga memuat penjelasan ringkas tentang perbandingan, pertumbuhan, dan peranan ekspor dari komoditas dominan atau signifikan. Diharapkan buletin ini dapat membantu para pengguna data, utamanya pengguna data ekspor dalam menyusun perencanaan dan kebijakan yang terkait dengan masalah ekspor atau perekonomian lainnya.

Kepada pengguna data diharapkan dapat memberikan saran dan kritik yang konstruktif guna perbaikan buletin ini untuk masa yang akan datang. Akhirnya, ucapan terima kasih disampaikan kepada semua pihak yang telah memungkinkan terbitnya buletin ini. Semoga bermanfaat.

https://www.bps.go.id

Jakarta, Agustus 2022

Kepala Badan Pusat Statistik

Margo Yuwono

Daftar Isi

Halaman

Kata Pengantar iii
Daftar Isi iv
Penjelasan 1
Ringkasan 4

Tabel-tabel

Tabel 1. Ringkasan Perkembangan Ekspor Indonesia Januari-Juni 2022 14

Tabel 2. Perkembangan Ekspor Komoditi Pertanian Januari-Juni 2022 14

Tabel 3. Perkembangan Ekspor Komoditi Industri Pengolahan Januari-Juni 2022 15

Tabel 4. Perkembangan Ekspor Komoditi Pertambangan Januari-Juni 2022 20

Tabel 5. Perkembangan Ekspor Komoditi Lainnya Januari-Juni2022 20

Tabel 6. Perkembangan Ekspor Indonesia Menurut Komoditi dan Negara Tujuan Januari-Juni 2022 21

https://www.bps.go.id

EKSPOR MENURUT KOMODITI DAN NEGARA

Ekspor Indonesia Januari-Juni 2022 : US$141,13 miliar

- Minyak bumi dan gas (migas) US$7.779,7 juta
- Nonmigas US$133.346,6 juta

Migas:

- Minyak mentah US$806,3 juta
- Hasil minyak US$2.582,0 juta
- Gas US$4.391,4 juta

Nonmigas:

- Pertanian US$2.213,9 juta
- Industri pengolahan US$101.992,3 juta
- Pertambangan dan lainnya US$29.140,4 juta.

EKSPOR MIGAS

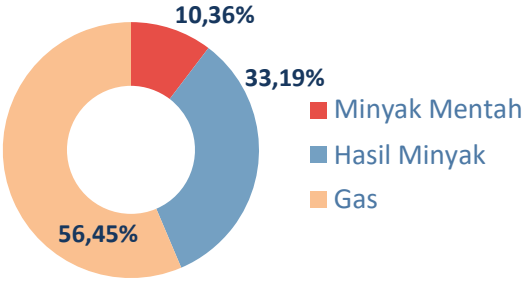

EKSPOR NONMIGAS

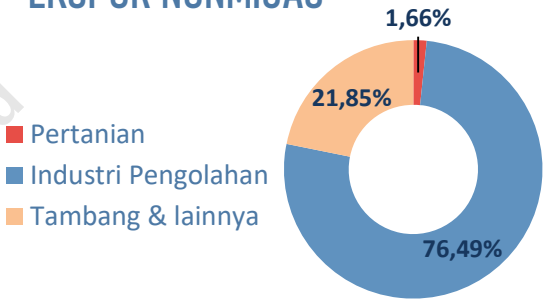

https://www.bps.go.id

Ekspor migas dan nonmigas Indonesia ke beberapa negara di Asia pada Juni 2022 serta perubahannya (*year on year*)

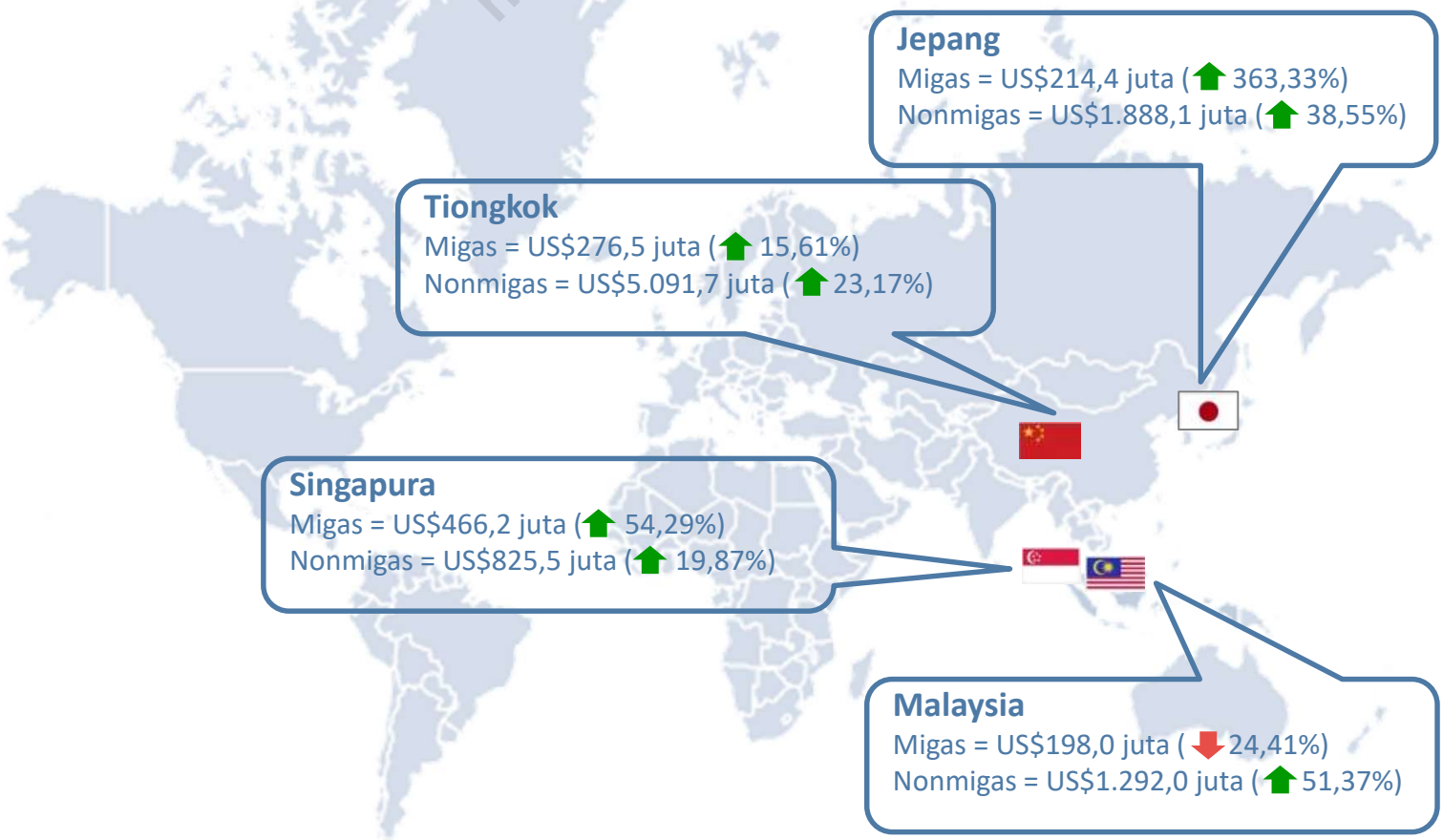

https://www.bps.go.id

PENJELASAN

A. PENDAHULUAN

Penyajian buku publikasi Buletin Statistik Perdagangan Luar Negeri Ekspor menurut Komoditi dan Negara Juni 2022 terdiri dari :

- Bagian ulasan yang menjelaskan tentang ringkasan ekspor Indonesia dari sisi migas dan nonmigas, perkembangan nilai ekspor Indonesia (FOB), Tabel A. Ringkasan Ekspor Nonmigas Indonesia, Tabel B. Perkembangan Ekspor Migas dan Nonmigas Indonesia menurut Negara Tujuan, Tabel C. Ekspor Utama Komoditas Nonmigas.
- Bagian lampiran yang berisi Tabel 1. Ringkasan Perkembangan Ekspor Indonesia, Tabel 2. Perkembangan Ekspor Komoditas Pertanian, Tabel 3. Perkembangan Ekspor Komoditas Industri Pengolahan, Tabel 4. Perkembangan Ekspor Komoditas Pertambangan, Tabel 5. Perkembangan Ekspor Komoditas Lainnya dan Tabel 6. Perkembangan Ekspor Indonesia Menurut Komoditas dan Negara.

https://www.bps.go.id

B. DAERAH PENCATATAN

Daerah pencatatan statistik dalam publikasi ini meliputi seluruh wilayah Republik Indonesia.

C. SUMBER DATA

Data ekspor dikumpulkan berdasarkan dokumen ekspor atau Pemberitahuan Ekspor Barang (PEB) yang diisi oleh eksportir dan telah diberikan ijin muat oleh Kantor Pelayanan Bea dan Cukai, selanjutnya dikirim ke Badan Pusat Statistik (BPS) dan Bank Indonesia (BI). Sejak tahun 2015, BPS juga mengumpulkan beberapa dokumen dari sumber data lainnya yaitu catatan instansi lain, PT. POS Indonesia, dan pendataan ekspor perbatasan laut.

D. SISTEM PERDAGANGAN

Pencatatan Statistik Perdagangan Luar Negeri menggunakan sistem perdagangan umum (*General Trade*) dimana pencatatan dilakukan dari dokumen PEB yang dimuat dari pelabuhan di seluruh wilayah Indonesia termasuk kawasan berikat.

E. RUANG LINGKUP

Pencatatan Statistik Ekspor meliputi seluruh barang yang keluar dari wilayah Republik Indonesia, baik yang bersifat komersial maupun bukan komersial seperti bantuan barang kredit lunak, hadiah dan sebagainya.

a**.** Ekspor kapal laut dan pesawat udara termasuk dalam statistik ekspor sedangkan ekspor *bunker oil* untuk kapal tidak tercatat dalam publikasi ini.

b**.** Barang-barang yang diolah di luar negeri tetap dicatat sebagai ekspor, meskipun hasil olahan barang tersebut akan kembali masuk ke wilayah Indonesia.

c**.** Barang-barang berikut ini tidak termasuk dalam statistik ekspor, yaitu: pakaian dan barang-barang perhiasan penumpang, barang-barang yang dikirim untuk perwakilan Indonesia di luar negeri, barang-barang untuk ekspedisi dan ekshibisi/pameran, pembungkus/peti kemas untuk diisi di luar negeri, uang dan surat-surat berharga, barang-barang contoh dan barang-barang yang dikirim ke luar negeri untuk diperbaiki.

https://www.bps.go.id

F. SISTEM PENGOLAHAN

Data dalam publikasi ini mencakup dokumen-dokumen ekspor periode pencatatan Juni 2022 yang diterima Badan Pusat Statistik, yang terdiri dari dokumen kepabeanan (PEB) dan dokumen dari sumber lainnya (Non-PEB).

G. KLASIFIKASI KELOMPOK KOMODITAS

Sejak tahun 2016, kelompok komoditas yang ditampilkan merupakan gabungan dari beberapa kode HS dengan pendekatan struktur KBLI 2015.

H. PERIODE REFERENSI

Periode penentuan ekspor adalah tanggal diberikannya izin muat barang tersebut oleh pejabat Kantor Pelayanan Bea dan Cukai setelah diadakan pemeriksaan seperlunya.

I. NILAI BARANG

Nilai barang yang dicatat untuk Statistik Ekspor adalah nilai FOB (dolar AS).

J. SATUAN BARANG

Sejak tahun 1975 ekspor disajikan dalam berat bersih (kg).

K. NEGARA TUJUAN

Yang dimaksud dengan negara tujuan adalah negara tujuan akhir yang diketahui dimana barang tersebut akan dikonsumsi atau diperdagangkan.

https://www.bps.go.id

RINGKASAN

Ekspor Indonesia selama Januari–Juni 2022 mencapai volume 295.018,6 ribu ton dengan nilai US$141.126,3 juta, yang terdiri dari US$7.779,7 juta hasil ekspor minyak bumi dan gas serta US$133.346,6 juta hasil ekspor komoditas nonmigas.

Dibandingkan periode yang sama tahun 2021, nilai ekspor tahun 2022 naik US$38.242,4 juta. Peningkatan ini karena adanya peningkatan ekspor komoditas nonmigas senilai US$36.280,2 juta dan ekspor komoditas migas senilai US$1.962,2 juta. Pada Juni 2022 harga minyak mentah Indonesia US$117,62 per barel, naik sebesar US$47,39 per barel dibandingkan Juni 2021.

Gambar 1. Komposisi Nilai Ekspor Indonesia Januari–Juni 2021 dan 2022

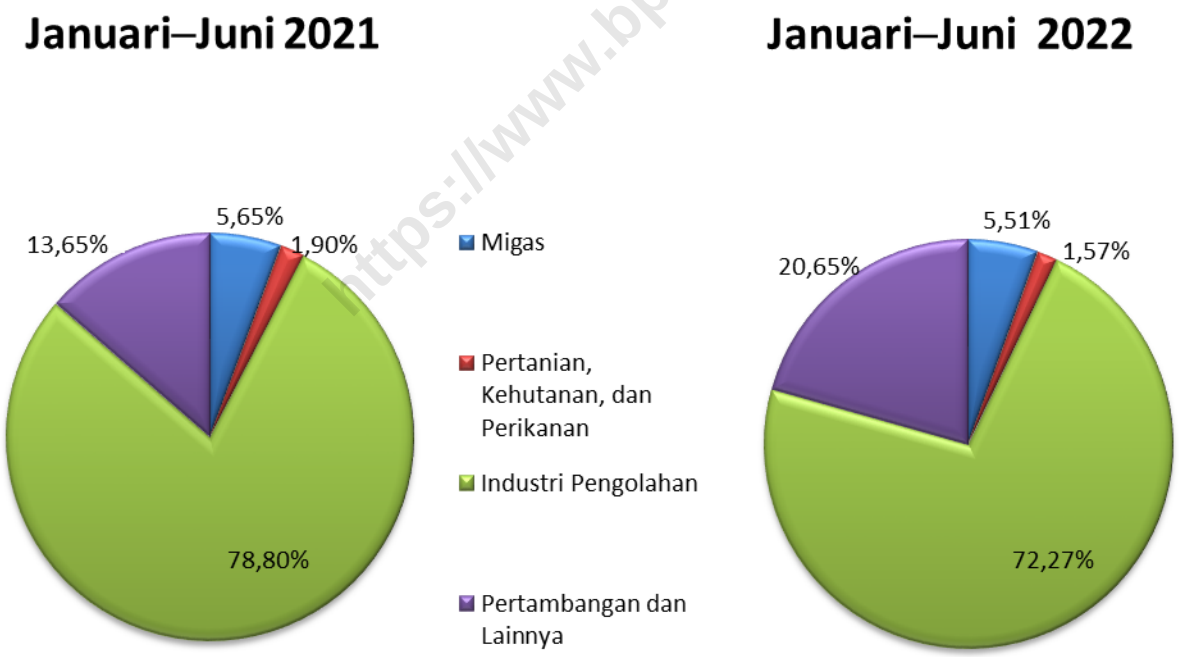

https://www.bps.go.id

Sumber: Dokumen PEB dan Non-PEB, diolah

Gambar 1 menyajikan komposisi nilai ekspor selama Januari–Juni 2021 dan 2022. Perkembangan nilai ekspor dari Juni 2021 sampai dengan Juni 2022 disajikan pada Gambar 2, 3, dan 4. Nilai ekspor kelompok migas pada Januari–Juni 2021 sebesar US$5.817,5 juta yang terdiri dari minyak mentah, hasil minyak dan gas masing-masing senilai US$2.005,1 juta, US$793,1 juta, dan US$3.019,3 juta. Sedangkan pada Januari–Juni 2022 nilai ekspor untuk kelompok migas masing-masing sebesar US$806,3 juta, US$2.582,0 juta dan US$4.391,4 juta.

Gambar 2. Perkembangan Nilai Ekspor Migas dan Nonmigas Juni 2021–Juni 2022

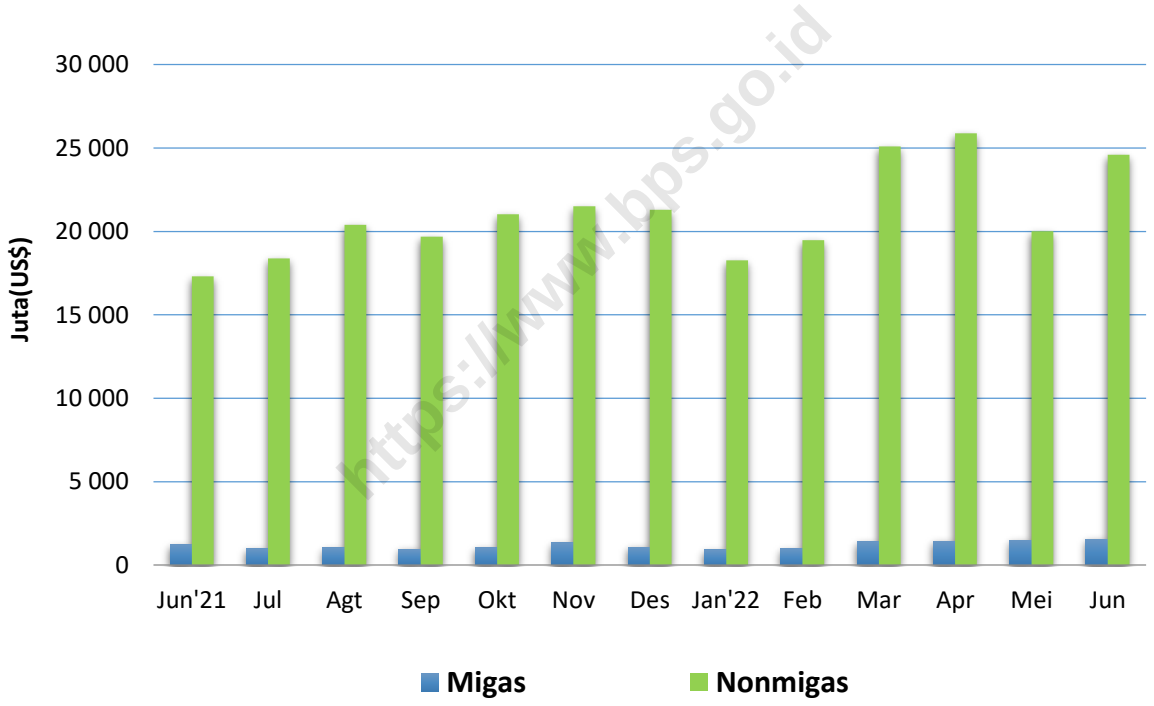

https://www.bps.go.id

Sumber: Dokumen PEB dan Non-PEB, diolah

Nilai ekspor untuk kelompok nonmigas yang terdiri dari pertanian, kehutanan dan perikanan; industri pengolahan; serta pertambangan dan lainnya pada Januari–Juni 2021 masing-masing US$1.953,1 juta, US$81.071,5 juta, dan US$14.041,8 juta. Sementara itu pada Januari–Juni 2022 nilai ekspor masing-masing kelompok nonmigas tersebut mencapai US$2.213,9 juta, US$101.992,3 juta, dan US$29.140,4 juta.

Gambar 3. Perkembangan Nilai Ekspor Komoditas Migas Juni 2021–Juni 2022

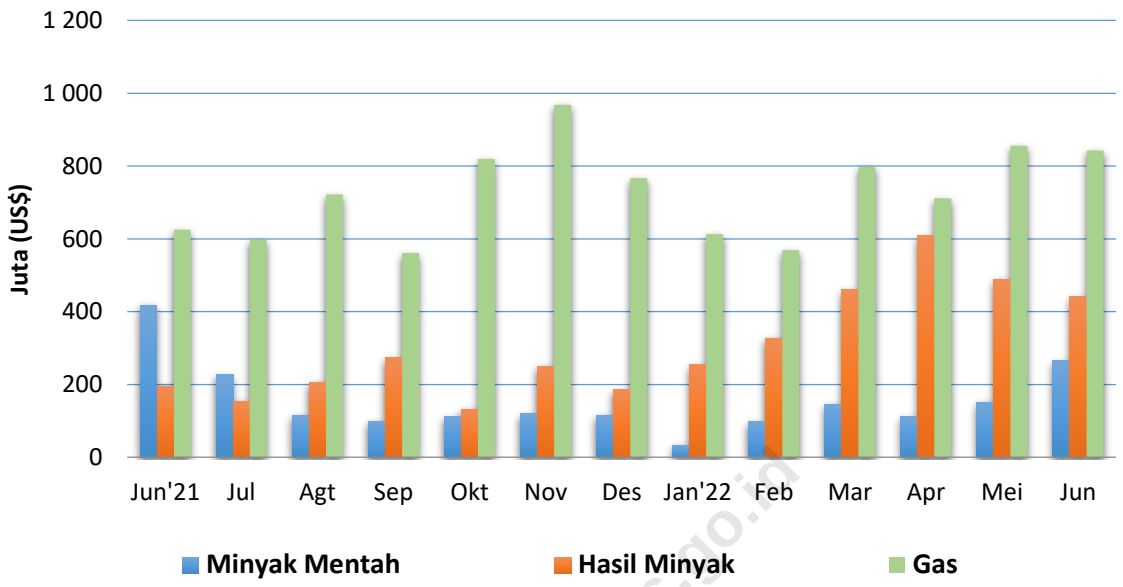

Sumber: Dokumen PEB dan Non-PEB, diolah

https://www.bps.go.id

Gambar 4. Perkembangan Nilai Ekspor Komoditas Nonmigas Juni 2021–Juni 2022

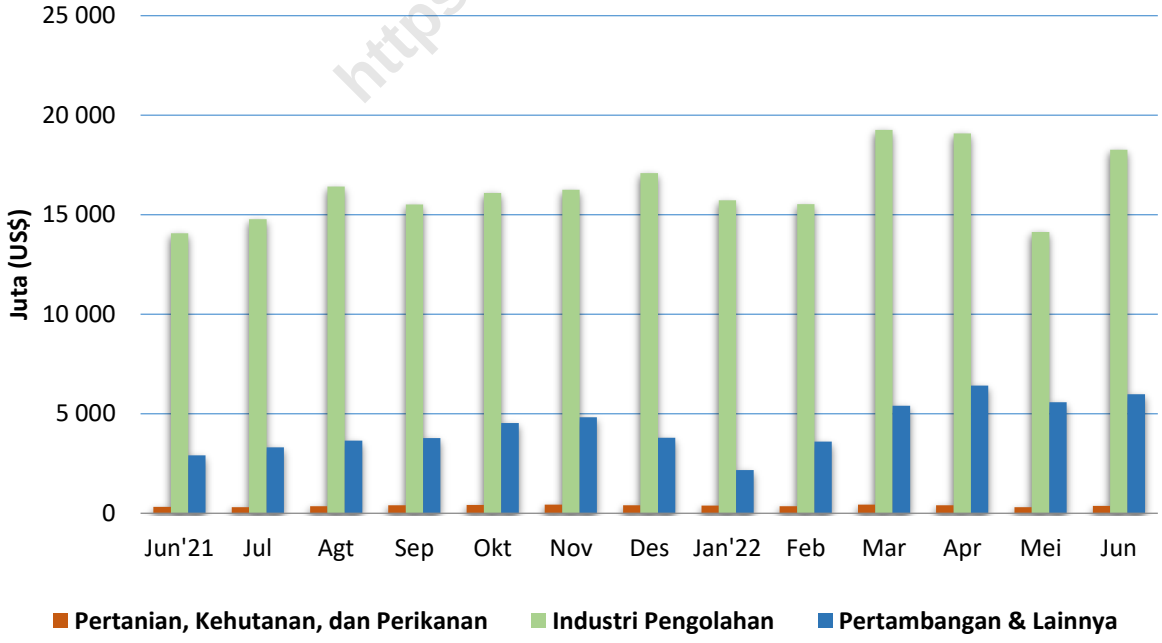

Sumber: Dokumen PEB dan Non-PEB, diolah

Tabel A. Ringkasan Ekspor Nonmigas Indonesia (Juta US$)
Juni 2020–Juni 2022

Tahun dan Bulan	Pertanian, Kehutanan, dan Perikanan	Industri Pengolahan	Pertambangan & Lainnya	Total Nonmigas
[1]	[2]	[3]	[4]	[5]
2020				
Juni	281,2	9.647,9	1.510,3	11.439,4
Juli	349,6	11.287,6	1.392,3	13.029,5
Agustus	342,3	10.727,4	1.386,0	12.455,7
September	414,8	11.544,8	1.329,3	13.288,9
Oktober	420,5	11.770,1	1.558,3	13.748,9
November	448,1	12.095,0	1.953,1	14.496,2
Desember	433,1	12 915,3	2.172,4	15.520,8
2021[r]				
Januari	338,8	11.988,0	2.089,6	14.416,4
Februari	310,1	12.135,2	1.949,5	14.394,8
Maret	395,3	14.835,6	2.216,0	17.446,9
April	339,3	14.924,1	2.269,0	17.532,4
Mei	243,5	13.118,2	2.605,7	15.967,4
Juni	326,2	14.070,4	2.911,9	17.308,5
Juli[r]	306,6	14.768,5	3.315,7	18.390,8
Agustus	343,4	16.411,5	3.643,7	20.398,6
September	398,1	15.516,4	3.769,5	19.684,0
Oktober	410,1	16.089,8	4.526,8	21.026,7
November	428,4	16.259,2	4.818,3	21.505,9
Desember	402,2	17.087,6	3.799,9	21.289,7
2022				
Januari	381,0	15.721,0	2.170,5	18.272,5
Februari	345,2	15.533,7	3.599,2	19.478,1
Maret	429,2	19.258,2	5.405,0	25.092,4
April	395,6	19.084,4	6.409,0	25.889,0
Mei	295,5	14.137,9	5.581,3	20.013,7
Juni	367,4	18.258,0	5.975,4	24.600,8

Sumber: Dokumen PEB dan Non-PEB, diolah

Keterangan: [r] = Angka revisi

https://www.bps.go.id

Tabel 1 pada publikasi ini berisi ringkasan perkembangan ekspor Indonesia. Dari tabel ini terlihat bahwa perolehan ekspor nonmigas terbesar pada Januari–Juni 2022 berasal dari industri pengolahan dengan nilai US$101.992,3 juta atau sekitar 72,27 persen dari total ekspor. Demikian juga pada Januari–Juni 2021 perolehan ekspor terbesar juga berasal dari industri pengolahan dengan nilai US$81.071,5 juta atau sekitar 78,80 persen dari total ekspor. Jika dibandingkan periode yang sama tahun sebelumnya, industri pengolahan pada Januari–Juni 2022 mengalami peningkatan 25,81 persen.

Tabel 2 berisi perkembangan ekspor komoditas pertanian, kehutanan, dan perikanan. Pada Januari–Juni 2022, sepuluh komoditas andalan pertanian terbesar adalah kopi dengan nilai US$464,4 juta (20,97 persen); tanaman obat, aromatik, dan rempah-rempah dengan nilai US$346,2 juta (15,64 persen); sarang burung dengan nilai US$312,7 juta (14,13 persen); hasil hutan bukan kayu lainnya dengan nilai US$210,2 juta (9,49 persen); rumput laut dan ganggang lainnya dengan nilai US$192,5 juta (8,70 persen); buah-buahan tahunan dengan nilai US$148,4 juta (6,70 persen); tembakau dengan nilai US$54,4 juta (2,46 persen); ikan segar/dingin hasil tangkap dengan nilai US$54,0 juta (2,44 persen); kepiting dengan nilai US$49,2 juta (2,22 persen); dan lada putih dengan nilai US$49,1 juta (2,22 persen).

Tabel 3 berisi perkembangan ekspor komoditas industri pengolahan. Pada Januari–Juni 2022, sepuluh komoditas andalan industri pengolahan adalah besi/baja dengan nilai U$14.832,5 juta (14,54 persen); minyak kelapa sawit dengan nilai US$12.508,7 juta (12,26 persen); kimia dasar organik yang bersumber dari hasil pertanian dengan nilai US$4.539,6 juta (4,45 persen); pakaian jadi (konveksi) dari tekstil dengan nilai US$4.134,3 juta (4,05 persen); peralatan listrik dengan nilai US$4.112,0 juta (4,03 persen); sepatu olahraga dengan nilai US$3.058,8 juta (3,00 persen); kendaraan bermotor roda empat atau lebih dengan nilai US$2.614,2 juta (2,56 persen); nikel dengan nilai US$2.457,7 juta (2,41 persen); barang perhiasan dan barang berharga dengan nilai US$2.374,1 juta (2,33 persen); dan karet remah (*crumb rubber*) dengan nilai US$1.974,3 juta (1,94 persen).

Tabel 4 berisi perkembangan ekspor komoditas pertambangan dan Tabel 5 berisi perkembangan ekspor menurut komoditas lainnya seperti barang bukan logam daur ulang dan rongsokan kapal. Pada Januari–Juni 2022, komoditas andalan sektor pertambangan adalah batu bara dengan nilai US$21.146,9 juta (72,57 persen) dan bijih tembaga dengan nilai

https://www.bps.go.id

US$4.598,3 juta (15,78 persen). Ekspor batu bara naik 116,68 persen dibanding periode yang sama tahun sebelumnya, demikian juga ekspor bijih tembaga naik 123,46 persen.

Secara garis besar perkembangan ekspor nonmigas selama ini lebih banyak bertumpu pada 15 komoditas utama (ringkasan disajikan pada Tabel B yang diurutkan menurut nilai ekspor nonmigas). Lima belas komoditas tersebut pada Januari–Juni 2022 menyumbang sekitar 63,20 persen dari ekspor nonmigas.

Nilai ekspor batu bara pada Januari–Juni 2022 naik US$11.387,4 juta dari tahun sebelumnya, sehingga komoditas ini menyumbang sekitar 15,86 persen ekspor nonmigas nasional. Selanjutnya nilai ekspor besi/baja berada pada posisi kedua, nilai ekspornya pada Januari–Juni 2022 naik US$5.841,7 juta menjadi US$14.832,5 juta.

Sejalan dengan besi/baja, pada Januari–Juni 2022 nilai ekspor minyak kelapa sawit meningkat sebesar US$178,8 juta atau 1,45 persen dibanding tahun sebelumnya. Nilai ekspor bijih tembaga naik 123,46 persen, demikian juga kimia dasar organik yang bersumber dari hasil pertanian naik 48,75 persen.

Pada Januari–Juni 2022, nilai ekspor komoditas pakaian jadi (konveksi) dari tekstil mengalami peningkatan sekitar US$1.076,2 juta (35,19 persen) dibanding periode tahun sebelumnya dan peranannya mencapai 3,10 persen terhadap total ekspor nonmigas. Nilai ekspor peralatan listrik naik US$1.069,8 juta (35,16 persen) dibanding Januari–Juni 2021 dan peranannya mencapai 3,08 persen.

Nilai ekspor sepatu olahraga pada Januari–Juni 2022 peranannya mencapai 2,29 persen dari keseluruhan ekspor nonmigas, sedangkan nilai ekspor lignit pada Januari–Juni 2022 peranannya mencapai 2,09 persen dari keseluruhan ekspor nonmigas.

Nilai ekspor kendaraan bermotor roda empat atau lebih naik US$705,2 juta dibanding tahun sebelumnya dan peranannya mencapai 1,96 persen dari ekspor nonmigas, demikian juga nilai ekspor nikel pada Januari–Juni 2022 naik 462,62 persen dibanding tahun lalu dan peranannya mencapai 1,84 persen. Nilai ekspor barang perhiasan dan barang berharga naik US$1.146,6 juta dibanding tahun sebelumnya dan peranannya terhadap ekspor nonmigas adalah 1,78 persen. Nilai ekspor karet remah (*crumb rubber*) turun US$16,2 juta dan peranannya mencapai 1,48 persen. Nilai ekspor bubur kertas (pulp) naik US$99,0 juta menjadi

https://www.bps.go.id

US$1.573,6 juta, demikian juga nilai ekspor tembaga naik US$166,5 juta menjadi US$1.561,2 juta.

Tabel B. Ekspor Utama Komoditas Nonmigas Januari–Juni 2020 dan 2021

Komoditas	Nilai FOB (juta US$)		Perubahan		% Peran 2021(Thd Nonmigas)
	2020	2021	Absolut	Persen	
(1)	(2)	(3)	(4)	(5)	(6)
Batu Bara	9.759,5	21.146,9	11.387,4	116,68	15,86
Besi/Baja	8.990,8	14.832,5	5.841,7	64,97	11,12
Minyak Kelapa Sawit	12.329,9	12.508,7	178,8	1,45	9,38
Bijih Tembaga	2.057,7	4.598,3	2.540,6	123,46	3,45
Kimia Dasar Organik yang Bersumber dari Hasil Pertanian	3.051,8	4.539,6	1.487,8	48,75	3,40
Pakaian Jadi (Konveksi) dari Tekstil	3.058,0	4.134,3	1.076,3	35,19	3,10
Peralatan Listrik	3.042,2	4.112,0	1.069,8	35,16	3,08
Sepatu Olahraga	2.049,9	3.058,8	1.008,9	49,22	2,29
Lignit	1.821,1	2.789,6	968,5	53,18	2,09
Kendaraan Bermotor Roda 4 atau Lebih	1.909,0	2.614,2	705,2	36,94	1,96
Nikel	436,8	2.457,7	2.020,9	462,62	1,84
Barang Perhiasan dan Barang Berharga	1.227,5	2.374,1	1.146,6	93,41	1,78
Karet Remah (*Crumb Rubber*)	1.990,5	1.974,3	-16,2	-0,81	1,48
Bubur Kertas/Pulp	1.474,5	1.573,6	99,1	6,71	1,18
Tembaga	1.394,7	1.561,2	166,5	11,94	1,17
Total Komoditas Utama	**54.594,1**	**84.275,7**	**29.681,6**	**54,37**	**63,20**

Sumber: Dokumen PEB dan Non-PEB, diolah

https://www.bps.go.id

Tabel 6 berisi perkembangan ekspor menurut komoditas dan negara tujuan. Menurut negara tujuan ekspor (Tabel C), pada Juni 2022 ekspor migas yang ditujukan ke kawasan Asia Timur tercatat US$606,9 juta, naik 35,40 persen jika dibandingkan tahun lalu. Hal ini sejalan dengan ekspor ke Jepang yang naik 363,33 persen, demikian juga ke Tiongkok naik 15,61 persen. Ekspor ke Asia Selatan dan Tenggara tercatat US$922,8 juta, naik 21,91 persen dibanding tahun 2021 yang disebabkan oleh peningkatan ekspor ke Thailand dengan persentase peningkatan 116,43 persen, Singapura dengan persentase peningkatan 54,29

persen, dan Filipina dengan persentase peningkatan 66,88 persen. Sedangkan ekspor ke Malaysia mengalami penurunan dengan persentase penurunan 24,41 persen

Tabel C. Perkembangan Ekspor Migas & Nonmigas Indonesia Menurut Negara Tujuan, Juni 2021 dan Juni 2022 (Juta US$)

Kawasan Negara Tujuan Ekspor	Migas			Nonmigas		
	Juni 2021	Juni 2022	Perub (%)	Juni 2021	Juni 2022	Perub (%)
(1)	(2)	(3)	(4)	(5)	(6)	(7)
Asia Timur	**448,2**	**606,9**	**35,40**	**6.868,9**	**8.808,3**	**28,23**
- Jepang	46,3	214,4	363,33	1.362,7	1.888,1	38,55
- Tiongkok	239,2	276,5	15,61	4.133,9	5.091,7	23,17
Asia Selatan & Tenggara	**757,0**	**922,8**	**21,91**	**4.742,0**	**8.510,1**	**79,46**
- Thailand	105,5	228,4	116,43	532,8	676,9	27,05
- Singapura	302,1	466,2	54,29	688,6	825,5	19,87
- Filipina	0,3	0,6	66,88	765,0	1.279,1	67,19
- Malaysia	262,0	198,0	-24,41	853,5	1.292,0	51,37
Asia Barat	**18,0**	**0,2**	**-98,87**	**517,4**	**918,3**	**77,49**
Afrika	**0,1**	**0,2**	**143,12**	**383,2**	**846,1**	**120,80**
Australia & Oseania	**0,8**	**0,9**	**9,94**	**330,0**	**416,4**	**26,18**
Amerika Utara	**0,0**	**0,0**	**-36,42**	**2.227,8**	**2.594,9**	**16,48**
- Amerika Serikat	0,0	0,0	-36,42	2.132,8	2.462,3	15,45
Amerika Tengah & Selatan	**7,0**	**0,0**	**-99,47**	**381,6**	**464,2**	**21,64**
Eropa Barat	**8,2**	**18,3**	**123,18**	**1.582,7**	**1.718,6**	**8,58**
Eropa Timur	**0,0**	**0,0**	**-**	**274,9**	**323,9**	**17,85**
Total Ekspor	**1.239,3**	**1.549,3**	**25,01**	**17.308,5**	**24.600,8**	**42,13**

Sumber: Dokumen PEB dan Non-PEB, diolah

https://www.bps.go.id

Dari Tabel C terlihat bahwa total ekspor migas pada Juni 2022 menunjukkan peningkatan 25,01 persen dan nilainya mencapai US$1.549,3 juta. Pada kelompok nonmigas nilai ekspor Juni 2022 meningkat 42,13 persen dan nilai ekspornya menjadi US$24.600,8 juta. Peningkatan nilai ekspor nonmigas terbesar terjadi ke Tiongkok yaitu US$957,8 juta (23,17 persen).

Menurut kelompok negara ekonomi, nilai ekspor pada Januari–Juni 2022 ke kelompok negara APEC adalah yang terbesar dan mencapai US$102.034,1 juta atau 72,30 persen dari total ekspor. Nilai ekspor ke ASEAN dan NAFTA berturut-turut US$30.901,6 juta (21,90 persen) dan

US$16.208,3 juta (11,48 persen). Sementara nilai ekspor ke Uni Eropa sebesar US$10.365,7 juta (7,34 persen) dan ke Timur Tengah sebesar US$3.937,7 juta (2,79 persen).

Jika dibandingkan dengan Januari–Juni 2020, nilai ekspor ke negara-negara APEC selama Januari–Juni 2022 naik 34,65 persen. Peningkatan ini terdiri dari peningkatan ekspor ke ASEAN 33,48 persen, NAFTA naik 28,84 persen, dan Jepang naik 48,13 persen, demikian juga ekspor ke Korea Selatan naik 58,92 persen.

Nilai ekspor pada Juni 2022 ke tujuh negara tujuan utama yaitu Jepang, Korea Selatan, Taiwan, Tiongkok, Singapura, Amerika Serikat dan Jerman mencapai US$13.163,6 juta atau sekitar 50,34 persen dari total ekspor. Dibandingkan bulan yang sama tahun sebelumnya nilai ini naik US$2.705,2 juta atau 25,87 persen.

https://www.bps.go.id

Gambar 5. Ekspor Indonesia Menurut Negara Tujuan Utama Juni 2021 dan 2022

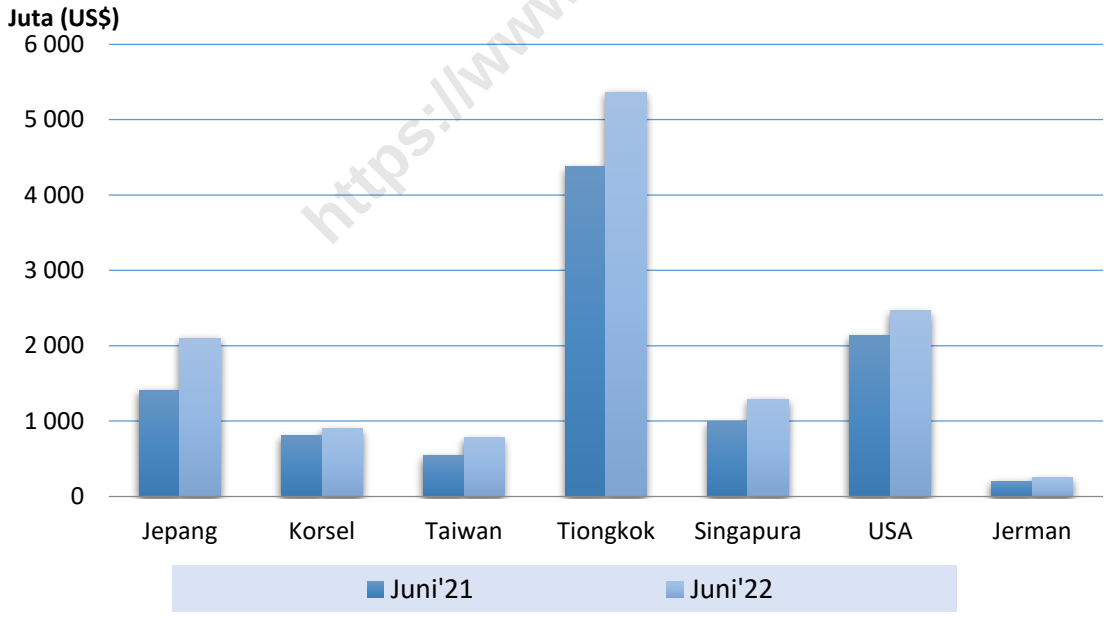

Sumber: Dokumen PEB dan Non-PEB, diolah

Selain tujuh negara tujuan utama tersebut, beberapa negara tujuan lain yang membeli produk nasional di atas US$100,0 juta pada Juni 2022 adalah Malaysia, Australia dan Vietnam. Nilai

ekspor ke tiga negara tersebut berturut-turut US$1.490,0 juta, US$322,5 juta, dan US$818,1 juta. Sedangkan negara tujuan ekspor dari kawasan Eropa diantaranya adalah Belanda dan Jerman dengan nilai ekspor masing-masing US$486,9 juta dan US$254,2 juta. Perbandingan nilai ekspor Juni 2021 dan 2022 ke beberapa negara tujuan utama disajikan pada Gambar 5.

https://www.bps.go.id

TABEL 1. RINGKASAN PERKEMBANGAN EKSPOR INDONESIA
JANUARI - JUNI 2021 DAN 2022

KOMODITI	BERAT BERSIH (RIBU TON)		PERUB	NILAI FOB (JUTA US$)		PERUB
	JAN-JUN 2021	JAN-JUN 2022	%	JAN-JUN 2021	JAN-JUN 2022	%
(1)	(2)	(3)	(4)	(5)	(6)	(7)
TOTAL EKSPOR	**304.280,8**	**295.018,6**	**-3,04**	**102.883,9**	**141.126,3**	**37,17**
MIGAS	**14.405,2**	**12.096,7**	**-16,02**	**5.817,5**	**7.779,7**	**33,73**
MINYAK MENTAH	4.559,4	1.141,5	-74,96	2.005,1	806,3	-59,79
HASIL MINYAK	1.626,7	3.312,7	103,65	793,1	2.582,0	225,56
GAS	8.219,1	7.642,5	-7,02	3.019,3	4.391,4	45,44
NON MIGAS	**289.875,6**	**282.921,9**	**-2,40**	**97.066,4**	**133.346,6**	**37,38**
PERTANIAN	2.778,6	3.091,4	11,26	1.953,1	2.213,9	13,35
INDUSTRI PENGOLAHAN	58.657,0	51.913,3	-11,50	81.071,5	101.992,3	25,81
PERTAMBANGAN	228.435,6	227.911,4	-0,23	14.038,3	29.136,8	107,55
LAINNYA	4,4	5,8	31,82	3,5	3,6	5,88

TABEL 2. PERKEMBANGAN EKSPOR KOMODITI PERTANIAN
JANUARI - JUNI 2021 DAN 2022

KOMODITI	BERAT BERSIH (TON)		PERUB	NILAI FOB (RIBU US$)		PERUB
	JAN-JUN 2021	JAN-JUN 2022	%	JAN-JUN 2021	JAN-JUN 2022	%
(1)	(2)	(3)	(4)	(5)	(6)	(7)
TOTAL PERTANIAN	**2.778.594,0**	**3.091.370,9**	**11,26**	**1.953.128,2**	**2.213.890,5**	**13,35**
PERTANIAN TANAMAN SEMUSIM	41.279,6	55.360,5	34,11	56.515,7	92.395,3	63,49
SAYUR-SAYURAN	19.173,3	30.570,9	59,45	16.658,6	18.834,8	13,06
TEMBAKAU	3.274,7	5.811,4	77,46	20.694,3	54.426,9	163,00
JAGUNG	1.477,5	768,8	-47,97	2.345,0	1.251,2	-46,64
BUNGA	441,9	538,4	21,84	1.904,3	1.383,9	-27,33
BIJI-BIJIAN	2.241,8	2.683,4	19,70	1.610,3	1.575,4	-2,17
TANAMAN BERSERAT	5.864,4	6.459,8	10,15	4.828,7	7.941,8	64,47
KACANG TANAH	795,9	530,6	-33,33	1.552,0	1.230,8	-20,70
UMBI-UMBIAN	6.480,8	6.515,9	0,54	4.194,8	3.249,7	-22,53
BIBIT BUNGA	0,7	11,4	1.528,57	1.987,7	1.512,0	-23,93
BUAH-BUAHAN SEMUSIM	77,1	30,2	-60,83	53,0	30,4	-42,64
TANAMAN SEMUSIM LAINNYA	1.451,6	1.439,7	-0,82	687,0	958,4	39,51
PERTANIAN TANAMAN TAHUNAN	820.634,0	768.917,3	-6,30	1.064.554,8	1.113.297,9	4,58
KOPI	158.636,8	164.330,2	3,59	337.843,4	464.363,4	37,45
TANAMAN OBAT, AROMATIK, DAN REMPAH-REMPAH	165.563,3	150.112,7	-9,33	388.998,3	346.228,6	-10,99
LADA HITAM	7.779,6	8.533,2	9,69	22.762,1	30.083,6	32,17
LADA PUTIH	10.224,9	7.875,1	-22,98	40.932,2	49.065,1	19,87
BIJI KAKAO	9.003,9	9.275,9	3,02	22.393,4	25.264,4	12,82
CENGKEH	13.668,1	6.255,2	-54,24	61.373,2	37.417,3	-39,03
LADA LAINNYA	2.121,7	1.300,0	-38,73	10.815,3	5.328,4	-50,73
TEH	2.061,9	2.389,5	15,89	4.348,4	4.416,1	1,56
KARET ALAM	1.271,1	1.226,8	-3,49	2.590,9	2.262,9	-12,66
TANAMAN TAHUNAN LAINNYA	135,3	42,1	-68,88	641,5	429,1	-33,11
BUAH-BUAHAN TAHUNAN	450.167,6	417.576,6	-7,24	171.856,1	148.438,8	-13,63
PERTANIAN TANAMAN HIAS DAN PENGEMBANGBIAKAN TANAM	2.893,6	2.825,4	-2,36	7.911,7	9.414,9	19,00
TANAMAN HIAS	1.031,5	1.086,2	5,30	979,7	1.347,6	37,55
TANAMAN HORTIKULTURA LAINNYA	1.862,1	1.739,3	-6,59	6.932,0	8.067,3	16,38
PETERNAKAN	14.117,3	13.323,5	-5,62	316.209,4	342.289,9	8,25
SARANG BURUNG	790,2	689,9	-12,69	283.415,2	312.739,1	10,35
BABI	12.705,1	12.105,1	-4,72	28.500,7	25.636,6	-10,05
REPTIL	80,5	91,6	13,79	1.896,4	1.523,5	-19,66
TERNAK LAINNYA	541,5	437,0	-19,30	2.397,1	2.390,6	-0,27
PERBURUAN, PENANGKAPAN DAN PENANGKARAN SATWA LIAF	2,6	3,7	42,31	539,7	541,7	0,37
SATWA LIAR	2,6	3,7	42,31	539,7	541,7	0,37
PENGUSAHAAN HUTAN	2.327,7	1.899,9	-18,38	9.318,1	9.395,9	0,83
GAHARU	770,7	821,0	6,53	7.147,0	8.123,8	13,67
BAMBU	1.469,8	1.014,0	-31,01	1.465,3	750,0	-48,82
HASIL HUTAN LAINNYA	87,2	64,9	-25,57	705,8	522,1	-26,03
PENEBANGAN DAN PEMUNGUTAN KAYU	128,4	318,5	148,05	67,1	134,3	100,15
KAYU BAKAR	128,4	318,5	148,05	67,0	134,2	100,30
KAYU LAINNYA	0,1	0,0	-100,00	0,1	0,1	0,00
PEMUNGUTAN HASIL HUTAN BUKAN KAYU	1.754.230,6	2.097.234,7	19,55	202.070,7	246.295,5	21,89

https://www.bps.go.id

TABEL 2. PERKEMBANGAN EKSPOR KOMODITI PERTANIAN
JANUARI - JUNI 2021 DAN 2022

KOMODITI	BERAT BERSIH (TON)		PERUB	NILAI FOB (RIBU US$)		PERUB
	JAN-JUN 2021	JAN-JUN 2022	%	JAN-JUN 2021	JAN-JUN 2022	%
(1)	(2)	(3)	(4)	(5)	(6)	(7)
GETAH KARET DAN SEJENISNYA	23.657,9	23.230,8	-1,81	30.861,6	35.721,9	15,75
BAHAN ANYAMAN SELAIN BAMBU DAN ROTAN	76,6	91,9	19,97	177,5	419,7	136,45
HASIL HUTAN BUKAN KAYU LAINNYA	1.730.496,1	2.073.911,9	19,84	171.031,6	210.153,9	22,87
PERIKANAN TANGKAP	43.610,8	42.218,0	-3,19	139.884,4	144.667,0	3,42
IKAN SEGAR / DINGIN HASIL TANGKAP	29.016,0	25.412,9	-12,42	63.669,2	53.965,4	-15,24
UDANG HASIL TANGKAP	1.271,8	959,1	-24,59	12.484,3	13.073,8	4,72
IKAN HIDUP HASIL TANGKAP	1.154,7	823,1	-28,72	12.189,0	9.266,3	-23,98
KEPITING	7.142,3	7.960,3	11,45	37.074,5	49.163,5	32,61
MOLUSKA	2.429,7	3.513,8	44,62	5.309,0	7.617,7	43,49
KULIT KERANG DAN LAIN-LAIN	2.540,3	3.497,9	37,70	8.624,5	10.808,3	25,32
INVERTEBRATA AIR LAINNYA	56,1	51,0	-9,09	534,0	771,9	44,55
PERIKANAN BUDIDAYA	99.369,5	109.269,3	9,96	156.056,4	255.458,2	63,70
RUMPUT LAUT DAN GANGGANG LAINNYA	94.247,9	104.028,3	10,38	95.207,3	192.543,5	102,24
IKAN HIDUP HASIL BUDIDAYA	1.918,1	2.402,8	25,27	18.516,0	21.286,8	14,96
MUTIARA HASIL BUDIDAYA	3,8	5,1	34,21	24.037,6	23.215,2	-3,42
UDANG HASIL BUDIDAYA	3.197,8	2.826,0	-11,63	18.294,0	18.405,5	0,61
IKAN SEGAR / DINGIN HASIL BUDIDAYA	2,0	7,1	255,00	1,7	7,1	317,65

TABEL 3. PERKEMBANGAN EKSPOR KOMODITI INDUSTRI PENGOLAHAN
JANUARI - JUNI 2021 DAN 2022

KOMODITI	BERAT BERSIH (TON)		PERUB	NILAI FOB (RIBU US$)		PERUB
	JAN-JUN 2021	JAN-JUN 2022	%	JAN-JUN 2021	JAN-JUN 2022	%
(1)	(2)	(3)	(4)	(5)	(6)	(7)
TOTAL INDUSTRI PENGOLAHAN	**58.657.024,5**	**51.913.274,2**	**-11,50**	**81.071.499,4**	**101.992.265,4**	**25,81**
INDUSTRI MAKANAN	19.043.422,4	15.339.513,8	-19,45	19.564.361,1	21.300.577,9	8,87
MINYAK KELAPA SAWIT	12.367.540,5	8.655.367,6	-30,02	12.329.893,8	12.508.677,9	1,45
MINYAK KELAPA	310.502,5	342.547,7	10,32	469.431,1	662.924,9	41,22
UDANG DIBEKUKAN	80.632,2	81.306,3	0,84	705.710,0	772.885,4	9,52
MENTEGA, LEMAK DAN MINYAK KAKAO	65.372,4	74.841,1	14,48	323.411,5	316.707,8	-2,07
MARGARIN	649.723,6	623.312,3	-4,07	671.623,9	845.060,7	25,82
BIOTA AIR LAINNYA DIOLAH ATAU DIAWETKAN	42.048,1	43.544,8	3,56	413.441,9	456.942,9	10,52
OLAHAN KOPI DAN TEH	118.662,4	119.215,8	0,47	349.886,9	342.814,5	-2,02
IKAN DIBEKUKAN	126.185,2	94.359,7	-25,22	234.231,3	214.614,8	-8,37
BUNGKIL DAN RESIDU	2.759.435,1	2.805.895,9	1,68	565.534,7	888.689,0	57,14
ROTI DAN KUE	136.255,5	160.081,3	17,49	310.922,1	388.718,0	25,02
IKAN DIOLAH ATAU DIAWETKAN	46.529,1	44.479,0	-4,41	172.973,7	181.854,7	5,13
PASTA KAKAO	28.461,9	27.781,4	-2,39	74.098,5	83.281,6	12,39
FILLET IKAN DIBEKUKAN	39.321,2	46.876,1	19,21	242.627,0	353.395,9	45,65
BUAH DAN SAYUR YANG DIKERINGKAN	77.585,6	60.516,8	-22,00	142.402,9	102.668,0	-27,90
BUAH DAN SAYUR DIOLAH ATAU DIAWETKAN	112.185,2	129.958,4	15,84	143.227,7	161.775,2	12,95
BIOTA AIR LAINNYA DIBEKUKAN	73.402,2	72.432,2	-1,32	261.679,0	320.214,2	22,37
MAKARONI, MIE DAN PRODUK SEJENISNYA	90.845,8	95.816,8	5,47	144.918,5	170.318,9	17,53
MINYAK MAKAN DAN LEMAK NABATI	315.227,5	393.605,6	24,86	339.148,2	644.225,4	89,95
MAKANAN DARI COKELAT DAN KEMBANG GULA	34.411,8	37.371,0	8,60	89.613,6	103.535,3	15,54
BUBUK KAKAO	56.845,3	53.133,9	-6,53	121.416,3	136.506,2	12,43
SEREALIA YANG DIGILING ATAU DIBERSIHKAN	320.733,6	327.325,0	2,06	73.331,6	80.243,3	9,43
KEPITING DIOLAH ATAU DIAWETKAN	4.809,5	5.375,3	11,76	133.285,6	174.813,5	31,16
IKAN DIGARAMI ATAU DIKERINGKAN	4.150,7	4.028,3	-2,95	27.482,3	34.350,9	24,99
KAYU MANIS BUBUK	8.163,2	6.007,0	-26,41	37.965,6	28.075,1	-26,05
TETES PEMURNIAN GULA	200.237,7	170.773,3	-14,71	33.527,0	31.534,1	-5,94
JUS BUAH DAN SAYURAN	14.692,7	18.615,0	26,70	24.926,5	34.733,7	39,34
GLUKOSA DAN SEJENISNYA	34.817,0	33.127,0	-4,85	45.344,9	41.269,2	-8,99
BUAH DAN SAYUR BEKU	9.981,1	7.930,3	-20,55	16.258,3	13.661,5	-15,97
KERUPUK, KERIPIK, PEYEK DAN SEJENISNYA	12.097,9	7.731,6	-36,09	30.649,1	18.759,6	-38,79
TEPUNG TERIGU	26.749,8	28.687,9	7,25	10.885,9	14.986,1	37,67
KARAGINAN	6.504,4	7.338,1	12,82	41.300,0	75.721,2	83,34
BIJI PALA, BUNGA PALA DAN KAPULAGA BUBUK	1.787,1	2.362,9	32,22	16.692,8	21.890,6	31,14

https://www.bps.go.id

TABEL 3. PERKEMBANGAN EKSPOR KOMODITI INDUSTRI PENGOLAHAN
JANUARI - JUNI 2021 DAN 2022

KOMODITI	BERAT BERSIH (TON)		PERUB	NILAI FOB (RIBU US$)		PERUB
	JAN-JUN 2021	JAN-JUN 2022	%	JAN-JUN 2021	JAN-JUN 2022	%
(1)	(2)	(3)	(4)	(5)	(6)	(7)
KOPRA	24.151,0	14.689,1	-39,18	27.576,8	16.359,5	-40,68
TEPUNG IKAN & BIOTA AIR LAYAK KONSUMSI	42,5	100,3	136,00	356,2	830,1	133,04
MINYAK MAKAN DAN LEMAK NABATI DAN HEWANI LAINNYA	148.710,4	114.739,9	-22,84	135.380,1	142.649,0	5,37
LADA BUBUK	1.386,0	1.058,8	-23,61	6.323,2	5.714,7	-9,62
MAKANAN HEWAN	68.373,8	54.250,7	-20,66	52.000,0	57.422,4	10,43
DAGING TERNAK	627,9	898,5	43,10	3.473,9	6.566,5	89,02
ES KRIM	9.610,7	16.364,8	70,28	19.188,0	30.320,8	58,02
OLAHAN SUSU BUBUK DAN SUSU KENTAL	2.778,0	3.022,7	8,81	8.916,5	7.962,7	-10,70
FILLET IKAN SEGAR ATAU DINGIN	1.021,1	609,2	-40,34	10.802,3	7.615,7	-29,50
KEPITING DIBEKUKAN	488,4	682,6	39,76	5.020,8	7.566,6	50,71
OLAHAN PRODUK SUSU LAINNYA	11.597,0	11.656,2	0,51	16.289,0	18.840,6	15,66
KECAP	7.214,8	7.476,9	3,63	10.729,6	11.117,2	3,61
BIOTA AIR LAINNYA DIKERINGKAN/DIASINKAN/DIASAPI	4.617,4	3.155,4	-31,66	9.609,1	14.908,5	55,15
BUAH DAN SAYUR YANG DIASINKAN ATAU DIMANISKAN	1.680,6	2.095,1	24,66	5.307,7	7.138,5	34,49
MAKANAN BAYI	8.731,7	7.777,2	-10,93	30.230,7	30.468,6	0,79
OLAHAN SUSU SEGAR DAN KRIM	4.432,4	4.782,4	7,90	5.751,6	6.171,2	7,30
HERBAL	2.585,7	2.622,0	1,40	29.227,8	31.449,9	7,60
SAUS	4.421,0	4.499,3	1,77	7.508,1	7.583,6	1,01
TEPUNG SEREALIA LAINNYA	8.388,4	10.889,8	29,82	17.844,8	18.745,6	5,05
AGAR-AGAR	601,5	375,2	-37,62	7.823,5	5.791,4	-25,97
PATI UBI KAYU	186.980,7	5.619,1	-96,99	79.028,5	5.408,3	-93,16
MAKANAN OLAHAN LAINNYA	369.083,5	490.403,2	32,87	478.130,8	634.096,5	32,62
INDUSTRI MINUMAN	102.138,8	124.596,5	21,99	45.593,7	52.269,7	14,64
MINUMAN RINGAN	45.569,7	58.587,8	28,57	35.026,7	40.638,5	16,02
MINUMAN BERALKOHOL	4.003,7	5.040,2	25,89	3.473,3	4.625,4	33,17
AIR MINUM DAN AIR MINERAL	52.565,3	60.968,5	15,99	7.093,7	7.005,8	-1,24
INDUSTRI PENGOLAHAN TEMBAKAU	61.191,7	66.440,8	8,58	544.500,9	576.095,4	5,80
ROKOK KRETEK	46.044,2	46.418,8	0,81	389.615,0	417.572,5	7,18
TEMBAKAU OLAHAN	12.963,8	18.513,2	42,81	108.903,4	128.977,5	18,43
ROKOK DAN CERUTU LAINNYA	2.183,7	1.508,8	-30,91	45.982,6	29.545,4	-35,75
INDUSTRI TEKSTIL	919.564,1	845.335,4	-8,07	2.165.421,2	2.403.194,3	10,98
BENANG PINTAL	334.418,2	270.625,7	-19,08	832.057,0	893.125,3	7,34
KAIN TENUNAN	52.632,1	58.275,7	10,72	297.059,8	358.416,8	20,65
SERAT STAPEL BUATAN	327.284,8	328.066,4	0,24	496.614,8	570.360,4	14,85
SERAT/BENANG/STRIP FILAMEN BUATAN	94.732,7	79.291,6	-16,30	168.059,2	180.377,0	7,33
KAIN RAJUTAN	10.180,5	9.794,0	-3,80	62.187,2	67.850,1	9,11
KAIN SULAMAN/BORDIR	101,1	73,4	-27,40	1.252,6	1.266,9	1,14
SERAT TEKSTIL	33.017,3	32.867,6	-0,45	20.303,6	23.304,0	14,78
SUTRA	41,8	14,3	-65,79	58,4	77,1	32,02
BARANG TEKSTIL LAINNYA	67.155,5	66.326,9	-1,23	287.828,5	308.416,7	7,15
INDUSTRI PAKAIAN JADI	185.424,2	222.966,4	20,25	3.697.958,2	5.003.364,3	35,30
PAKAIAN JADI (KONVEKSI) DARI TEKSTIL	145.425,9	176.589,5	21,43	3.058.049,8	4.134.294,2	35,19
PAKAIAN JADI RAJUTAN	26.916,1	32.616,0	21,18	477.402,6	642.808,9	34,65
PERLENGKAPAN PAKAIAN DARI TEKSTIL	8.616,3	8.352,6	-3,06	98.417,6	139.259,6	41,50
KAOS KAKI RAJUTAN DAN SEJENISNYA	4.112,7	4.876,6	18,57	49.499,9	65.608,8	32,54
PAKAIAN JADI DAN PERLENGKAPANNYA DARI KULIT	353,1	531,7	50,58	14.588,4	21.392,8	46,64
INDUSTRI KULIT, BARANG DARI KULIT DAN ALAS KAKI	162.911,6	226.967,4	39,32	3.269.313,9	4.618.031,4	41,25
SEPATU OLAHRAGA	98.433,0	144.230,2	46,53	2.049.869,8	3.058.821,2	49,22
SEPATU TEKNIK LAPANGAN/KEPERLUAN INDUSTRI	20.081,8	22.081,7	9,96	413.900,9	465.891,0	12,56
ALAS KAKI UNTUK KEPERLUAN SEHARI-HARI	20.654,3	22.500,3	8,94	392.592,2	430.718,1	9,71
BARANG DARI KULIT DAN KULIT BUATAN UNTUK KEPERLUA	21.332,4	35.674,2	67,23	372.093,1	610.378,2	64,04
KULIT DISAMAK	2.410,0	2.480,9	2,94	40.857,9	52.222,8	27,82
INDUSTRI KAYU, BARANG DARI KAYU DAN GABUS (TIDAK TERM	2.565.688,3	2.799.925,5	9,13	2.093.605,7	2.463.781,5	17,68
KAYU LAPIS	812.777,5	809.246,2	-0,43	800.284,4	1.048.489,4	31,01
PANEL KAYU LAINNYA	617.036,4	611.094,5	-0,96	435.804,0	494.113,6	13,38
KAYU OLAHAN	892.895,7	1.126.516,8	26,16	393.564,7	388.700,5	-1,24
BARANG BANGUNAN DARI KAYU	120.490,8	139.926,9	16,13	246.372,1	292.016,8	18,53
KERAJINAN UKIRAN DARI KAYU BUKAN MEBELLER	14.721,4	18.912,2	28,47	53.206,4	62.978,3	18,37
BARANG ANYAMAN DARI ROTAN DAN BAMBU	8.990,4	9.559,2	6,33	40.649,6	47.618,1	17,14
KAYU GERGAJIAN	29.602,8	25.588,7	-13,56	24.181,6	22.841,1	-5,54
VENEER	56.690,0	44.910,2	-20,78	54.312,2	54.022,1	-0,53
BARANG ANYAMAN DARI TANAMAN BUKAN ROTAN DAN BAN	3.393,0	3.709,0	9,31	21.307,5	24.148,3	13,33
ALAT DAPUR DARI KAYU, ROTAN DAN BAMBU	5.025,9	5.152,2	2,51	15.191,0	16.277,2	7,15
WADAH DARI KAYU	2.294,2	2.948,4	28,52	3.322,8	3.822,3	15,03
BANGUNAN PRAFABRIKASI DARI KAYU	411,6	573,8	39,41	724,5	1.331,3	83,75
BARANG DARI KAYU, ROTAN, GABUS LAINNYA	1.358,6	1.787,4	31,56	4.684,9	7.422,7	58,44

https://www.bps.go.id

TABEL 3. PERKEMBANGAN EKSPOR KOMODITI INDUSTRI PENGOLAHAN
JANUARI - JUNI 2021 DAN 2022

KOMODITI	BERAT BERSIH (TON)		PERUB	NILAI FOB (RIBU US$)		PERUB
	JAN-JUN 2021	JAN-JUN 2022	%	JAN-JUN 2021	JAN-JUN 2022	%
(1)	(2)	(3)	(4)	(5)	(6)	(7)
INDUSTRI KERTAS DAN BARANG DARI KERTAS	5.859.969,5	5.417.810,3	-7,55	3.683.174,5	3.929.776,4	6,70
BUBUR KERTAS (PULP)	3.059.158,5	2.812.893,5	-8,05	1.474.545,5	1.573.556,3	6,71
KERTAS TISSUE	410.480,2	381.225,8	-7,13	450.890,9	490.951,4	8,88
KERTAS KHUSUS	198.879,1	165.807,5	-16,63	186.223,7	184.665,3	-0,84
BARANG DARI KERTAS DAN PAPAN KERTAS LAINNYA	95.074,8	100.119,1	5,31	134.552,1	157.434,4	17,01
KERTAS DAN PAPAN KERTAS BERGELOMBANG	564.726,0	401.136,2	-28,97	283.409,6	232.749,2	-17,88
KEMASAN DAN KOTAK DARI KERTAS DAN KARTON	26.296,1	29.105,9	10,69	64.173,2	78.462,5	22,27
KERTAS BUDAYA	11.614,8	28.204,2	142,83	5.317,3	19.816,3	272,68
KERTAS LAINNYA	1.493.740,0	1.499.318,0	0,37	1.084.062,2	1.192.141,1	9,97
INDUSTRI PENCETAKAN DAN REPRODUKSI MEDIA REKAMAN	3.663,3	2.729,7	-25,49	25.985,7	16.256,6	-37,44
BARANG HASIL PENCETAKAN UMUM	1.931,3	2.278,1	17,96	11.060,4	13.202,1	19,36
BARANG HASIL PENCETAKAN KHUSUS	1.732,0	451,6	-73,93	14.925,2	3.054,5	-79,53
MEDIA REKAMAN FILM DAN VIDEO	0,0	0,0	-	0,0	0,0	-
INDUSTRI PRODUK DARI BATU BARA DAN PENGILANGAN MINYA	133.293,8	143.177,1	7,41	27.394,7	49.374,6	80,23
PRODUK DARI BATU BARA	133.291,3	143.173,3	7,41	27.386,5	49.319,3	80,09
PEMBUATAN MINYAK PELUMAS	2,5	3,8	52,00	8,2	55,3	574,39
INDUSTRI BAHAN KIMIA DAN BARANG DARI BAHAN KIMIA	10.556.175,2	8.372.750,8	-20,68	9.008.582,3	11.400.467,0	26,55
KIMIA DASAR ORGANIK YANG BERSUMBER DARI HASIL PER	2.780.700,7	2.778.062,2	-0,09	3.051.797,2	4.539.592,1	48,75
SABUN DAN BAHAN PEMBERSIH KEPERLUAN RUMAH	979.369,1	909.013,2	-7,18	894.286,2	1.147.441,8	28,31
DAMAR BUATAN (RESIN SINTETIS) DAN BAHAN BAKU	599.305,7	564.650,7	-5,78	644.780,6	696.878,6	8,08
PUPUK	2.139.116,1	1.885.026,3	-11,88	763.006,3	1.499.386,8	96,51
KIMIA DASAR ORGANIK YANG BERSUMBER DARI MINYAK	2.520.958,8	714.580,6	-71,65	1.573.476,3	761.193,7	-51,62
KIMIA DASAR ORGANIK LAINNYA	512.318,4	520.945,3	1,68	506.617,3	871.547,7	72,03
BARANG KIMIA LAINNYA	379.181,7	413.569,9	9,07	441.080,3	671.558,8	52,25
MINYAK ATSIRI	40.978,2	19.190,3	-53,17	256.930,0	204.606,4	-20,36
KIMIA DASAR ORGANIK YANG MENGHASILKAN BAHAN KIMIA	86.602,3	87.337,8	0,85	154.409,7	187.137,9	21,20
PEMBERANTAS HAMA (FORMULASI)	34.216,1	33.468,3	-2,19	160.114,4	235.178,2	46,88
KIMIA DASAR ORGANIK UNTUK BAHAN BAKU ZAT WARNA	15.557,6	18.544,5	19,20	89.982,6	108.074,2	20,11
CAT DAN TINTA CETAK	21.707,5	24.055,6	10,82	87.005,8	87.697,8	0,80
ARANG KAYU	97.957,6	93.820,9	-4,22	81.886,0	94.025,1	14,82
KARET BUATAN	88.174,6	67.379,9	-23,58	124.258,7	115.783,5	-6,82
PERNIS (TERMASUK MASTIK)	7.180,6	6.719,7	-6,42	21.702,4	25.029,6	15,33
PEREKAT/LEM	7.346,3	6.143,8	-16,37	22.469,1	21.040,1	-6,36
KIMIA DASAR ANORGANIK KHLOR DAN ALKALI	75.797,6	69.264,3	-8,62	17.451,9	36.681,9	110,19
KOREK API	2.875,2	2.650,9	-7,80	3.892,3	4.012,3	3,08
LAK	3.026,1	2.498,9	-17,42	6.283,9	5.191,6	-17,38
KIMIA DASAR ANORGANIK LAINNYA	163.805,1	155.827,5	-4,87	107.151,4	88.408,8	-17,49
INDUSTRI FARMASI, PRODUK OBAT KIMIA DAN OBAT TRADISIO	20.408,7	24.620,2	20,64	274.289,2	328.828,9	19,88
PRODUK FARMASI	8.402,6	13.152,2	56,53	188.521,9	236.344,9	25,37
BAHAN FARMASI	11.495,6	11.122,4	-3,25	83.775,4	90.463,9	7,98
SIMPLISIA (BAHAN OBAT TRADISIONAL)	408,7	268,8	-34,23	596,3	613,4	2,87
PRODUK OBAT TRADISIONAL	101,8	76,8	-24,56	1.395,6	1.406,7	0,80
INDUSTRI KARET, BARANG DARI KARET DAN PLASTIK	1.815.347,9	1.704.030,2	-6,13	4.288.530,1	4.252.482,8	-0,84
KARET ASAP	27.434,6	25.431,9	-7,30	62.015,8	51.361,0	-17,18
KARET REMAH (CRUMB RUBBER)	1.194.161,4	1.085.065,3	-9,14	1.990.529,0	1.974.345,8	-0,81
KARET REMILLING	4,4	0,2	-95,45	150,4	2,5	-98,34
BAN LUAR DAN BAN DALAM	255.997,0	253.777,2	-0,87	850.633,3	970.838,2	14,13
BARANG PLASTIK LEMBARAN	165.537,3	171.415,1	3,55	427.988,0	476.881,1	11,42
BARANG DARI PLASTIK UNTUK PENGEMASAN	68.095,9	72.189,0	6,01	148.990,2	192.344,6	29,10
BARANG DARI KARET UNTUK KEPERLUAN INDUSTRI	20.806,9	18.362,5	-11,75	75.292,1	73.173,6	-2,81
BARANG PLASTIK LAINNYA	12.227,2	11.423,7	-6,57	92.836,7	103.012,3	10,96
PIPA PLASTIK DAN PERLENGKAPANNYA	7.070,2	6.903,9	-2,35	27.275,0	27.994,4	2,64
BARANG DARI PLASTIK UNTUK BANGUNAN	7.969,3	7.181,7	-9,88	24.331,8	22.927,4	-5,77
PERLENGKAPAN DAN PERALATAN RUMAH TANGGA (TIDAK	5.105,0	6.511,1	27,54	32.491,0	42.505,1	30,82
BAN VULKANISIR	1.779,6	1.510,0	-15,15	5.152,7	4.676,1	-9,25
BARANG DARI KARET UNTUK KEPERLUAN RUMAH TANGGA	3.338,5	3.725,0	11,58	18.230,7	24.663,1	35,28
BARANG DARI KARET LAINNYA	45.820,6	40.533,9	-11,54	532.613,4	287.757,4	-45,97
INDUSTRI BARANG GALIAN BUKAN LOGAM	7.753.424,8	5.405.625,6	-30,28	640.464,1	637.332,5	-0,49
KACA	271.902,6	251.305,2	-7,58	150.500,8	160.295,5	6,51
KERAMIK	157.706,9	196.427,8	24,55	171.327,6	192.079,3	12,11
SEMEN	7.185.882,4	4.810.908,0	-33,05	235.870,1	196.498,5	-16,69
BARANG DARI BATU UNTUK KEPERLUAN RUMAH TANGGA	24.913,1	23.579,5	-5,35	26.623,4	28.444,5	6,84
BARANG DARI SEMEN DAN KAPUR UNTUK KONSTRUKSI	25.231,8	16.665,6	-33,95	14.533,4	13.685,8	-5,83
BARANG GALIAN BUKAN LOGAM LAINNYA	3.779,5	3.771,3	-0,22	8.375,2	9.993,2	19,32
BARANG DARI SEMEN, KAPUR, GIPS DAN ASBES LAINNYA	47.025,7	63.400,2	34,82	9.573,3	13.747,9	43,61
BARANG DARI MARMER, GRANIT DAN BATU LAINNYA	10.491,7	8.497,6	-19,01	7.307,6	6.744,7	-7,70

https://www.bps.go.id

TABEL 3. PERKEMBANGAN EKSPOR KOMODITI INDUSTRI PENGOLAHAN
JANUARI - JUNI 2021 DAN 2022

KOMODITI	BERAT BERSIH (TON)		PERUB	NILAI FOB (RIBU US$)		PERUB
	JAN-JUN 2021	JAN-JUN 2022	%	JAN-JUN 2021	JAN-JUN 2022	%
(1)	(2)	(3)	(4)	(5)	(6)	(7)
BARANG TAHAN API DARI TANAH LIAT/KERAMIK LAINNYA	4.116,0	2.717,1	-33,99	6.173,2	3.441,7	-44,25
BARANG DARI MARMER DAN GRANIT UNTUK KEPERLUAN	1.545,2	1.512,0	-2,15	2.016,4	2.055,1	1,92
BARANG DARI GIPS UNTUK KONSTRUKSI	14.679,5	18.387,2	25,26	2.477,3	3.109,6	25,52
ALAT-ALAT LABORATORIUM, FARMASI DAN KESEHATAN DAI	234,8	273,2	16,35	3.030,5	3.633,3	19,89
KAPUR	0,0	3,0	-	0,0	2,6	-
BARANG BUKAN LOGAM LAINNYA	5.915,4	8.177,7	38,24	2.655,3	3.600,8	35,61
INDUSTRI LOGAM DASAR	7.645.217,4	9.242.576,5	20,89	13.780.594,9	22.594.542,9	63,96
BESI/BAJA	6.730.604,6	7.566.836,5	12,42	8.990.771,5	14.832.499,9	64,97
LOGAM DASAR MULIA	951,0	908,0	-4,52	1.564.726,4	1.302.025,2	-16,79
TEMBAGA	165.600,0	170.261,4	2,81	1.394.688,0	1.561.178,0	11,94
TIMAH	32.512,5	37.528,7	15,43	892.999,9	1.461.909,5	63,71
NIKEL	44.121,4	297.768,9	574,89	436.827,4	2.457.666,2	462,62
ALUMUNIUM	113.012,8	114.077,4	0,94	296.712,9	417.474,1	40,70
LOGAM DASAR BUKAN BESI	551.465,7	1.047.296,0	89,91	188.158,8	540.247,9	187,12
SENG	6.949,5	7.899,5	13,67	15.710,1	21.542,2	37,12
INDUSTRI BARANG LOGAM, BUKAN MESIN DAN PERALATANNYA	216.735,6	232.459,9	7,26	651.305,3	820.435,8	25,97
BARANG DARI KAWAT	73.396,5	72.345,0	-1,43	133.412,0	154.710,2	15,96
KONSTRUKSI BERAT SIAP PASANG DARI BAJA	33.952,2	38.502,2	13,40	43.975,6	108.030,8	145,66
BARANG DARI LOGAM SIAP PASANG UNTUK KONSTRUKSI	28.196,1	39.610,5	40,48	89.256,9	147.991,1	65,80
ALAT POTONG DAN PERKAKAS TANGAN PERTUKANGAN	5.376,6	4.638,9	-13,72	59.361,7	56.270,1	-5,21
PAKU, MUR DAN BAUT	11.044,8	11.757,0	6,45	50.896,0	57.155,1	12,30
PERALATAN DAPUR DAN PERALATAN MEJA DARI LOGAM	4.619,4	3.172,2	-31,33	29.581,9	23.663,9	-20,01
PERALATAN UMUM	5.284,2	4.850,4	-8,21	27.796,3	28.123,5	1,18
EMBER, KALENG, DRUM DAN WADAH SEJENIS DARI LOGAM	5.948,8	7.608,7	27,90	26.979,3	29.701,2	10,09
TANGKI, TANDON AIR DAN WADAH DARI LOGAM	5.656,5	2.427,6	-57,08	12.436,9	8.942,9	-28,09
ALAT POTONG DAN PERKAKAS TANGAN RUMAH TANGGA	868,1	1.241,0	42,96	9.831,3	15.600,2	58,68
GENERATOR UAP, BUKAN KETEL PEMANAS	1.635,7	741,6	-54,66	6.324,4	3.756,4	-40,60
BARANG DARI LOGAM BUKAN ALUMINIUM SIAP PASANG	1.125,3	236,1	-79,02	1.561,8	1.304,3	-16,49
BARANG DARI LOGAM ALUMINIUM SIAP PASANG UNTUK KO	1.047,9	1.247,5	19,05	5.552,0	6.998,7	26,06
BRANKAS, FILLING KANTOR DAN SEJENISNYA	2.061,6	1.847,2	-10,40	4.350,0	4.228,4	-2,80
KEPERLUAN RUMAH TANGGA DARI LOGAM	135,6	239,4	76,55	874,4	2.723,0	211,41
ALAT POTONG DAN PERKAKAS TANGAN UNTUK PERTANIAN	54,4	48,9	-10,11	209,4	116,0	-44,60
SENJATA DAN AMUNISI	1,0	40,9	3.990,00	1.041,1	1.249,2	19,99
BARANG LOGAM LAINNYA	36.330,9	41.904,7	15,34	147.864,2	169.871,0	14,88
INDUSTRI KOMPUTER, BARANG ELEKTRONIK DAN OPTIK	121.584,9	115.328,7	-5,15	3.921.101,9	4.172.461,1	6,41
PERLENGKAPAN KOMPUTER	42.871,1	31.744,3	-25,95	914.391,0	897.794,8	-1,82
SEMI KONDUKTOR DAN KOMPONEN ELEKTRONIK LAINNYA	11.818,2	19.748,4	67,10	667.483,8	818.633,5	22,64
TELEVISI DAN PERLENGKAPAN TELEVISI	35.211,3	32.733,4	-7,04	922.707,3	924.724,3	0,22
PERALATAN PEREKAM, PENERIMA DAN PENGGANDA AUDIO	1.718,3	1.552,9	-9,63	59.726,1	57.446,4	-3,82
PERALATAN AUDIO DAN VIDEO ELEKTRONIK LAINNYA	13.932,0	12.470,4	-10,49	237.539,9	220.859,1	-7,02
ALAT UKUR DAN ALAT UJI	4.841,5	6.189,3	27,84	218.661,0	244.776,6	11,94
PERALATAN KOMUNIKASI LAINNYA	8.901,1	8.549,4	-3,95	734.987,8	837.990,5	14,01
KAMERA CINEMATOGRAFI PROYEKTOR DAN PERLENGKAPA	108,1	170,1	57,35	24.144,8	24.900,5	3,13
PERALATAN ELEKTROMEDIKAL DAN ELEKTROTERAPI	164,7	110,7	-32,79	11.870,7	12.565,0	5,85
KOMPUTER DAN PERLENGKAPAN KOMPUTER	1.691,7	1.818,1	7,47	78.571,2	99.701,6	26,89
MEDIA MAGNETIK DAN OPTIK	73,9	79,8	7,98	2.144,4	957,7	-55,34
PERALATAN IRADIASI/SINAR X, PERLENGKAPAN DAN SEJEN	42,3	34,8	-17,73	3.393,4	4.554,3	34,21
TEROPONG DAN INSTRUMEN OPTIK BUKAN KACA MATA	42,0	17,5	-58,33	953,5	2.127,8	123,16
PERALATAN FOTOGRAFI	168,0	109,1	-35,06	44.465,0	25.394,5	-42,89
TABUNG ELEKTRON DAN KONEKTOR ELEKTRONIK	0,9	0,6	-33,33	62,0	34,7	-44,03
INDUSTRI PERALATAN LISTRIK	252.875,6	242.357,4	-4,16	3.056.306,5	4.133.223,4	35,24
PERALATAN LISTRIK	252.156,7	241.419,5	-4,26	3.042.242,6	4.112.035,9	35,16
PERALATAN RUMAH TANGGA	613,5	587,7	-4,21	3.719,3	3.936,1	5,83
KABEL SERAT OPTIK	105,4	350,1	232,16	10.344,6	17.251,4	66,77
INDUSTRI MESIN DAN PERLENGKAPAN YTDL	231.733,8	263.831,8	13,85	1.660.924,9	1.921.000,8	15,66
MESIN UNTUK KEPERLUAN UMUM	116.558,8	122.135,6	4,78	1.023.736,1	1.162.213,9	13,53
MESIN UNTUK KEPERLUAN KHUSUS	115.175,0	141.696,2	23,03	637.188,8	758.786,9	19,08
INDUSTRI KENDARAAN BERMOTOR, TRAILER DAN SEMI TRAILE	373.541,4	439.247,6	17,59	3.067.956,7	3.801.689,7	23,92
KENDARAAN BERMOTOR RODA 4 DAN LEBIH	217.560,3	278.102,9	27,83	1.908.991,8	2.614.159,3	36,94
SUKU CADANG KENDARAAN BERMOTOR RODA EMPAT ATAU	148.056,9	147.184,1	-0,59	1.130.050,3	1.155.986,9	2,30
KAROSERI KENDARAAN BERMOTOR RODA EMPAT ATAU LE	7.509,5	13.885,8	84,91	24.943,8	30.236,4	21,22
KURSI UNTUK KENDARAAN BERMOTOR RODA EMPAT ATAU	414,6	74,8	-81,96	3.970,8	1.307,1	-67,08
INDUSTRI ALAT ANGKUTAN LAINNYA	168.734,3	205.836,3	21,99	1.766.751,0	2.147.609,9	21,56
KENDARAAN TEMPUR DAN BAGIANNYA	74.081,6	59.469,3	-19,72	842.097,2	716.420,1	-14,92
KAPAL LAUT DAN SEJENISNYA	17.980,5	79.575,2	342,56	41.764,8	585.169,7	1.301,11
SUKU CADANG KENDARAAN BERMOTOR RODA DUA ATAU T	42.897,6	40.745,9	-5,02	473.352,3	478.217,0	1,03

https://www.bps.go.id

TABEL 3. PERKEMBANGAN EKSPOR KOMODITI INDUSTRI PENGOLAHAN
JANUARI - JUNI 2021 DAN 2022

KOMODITI	BERAT BERSIH (TON)		PERUB	NILAI FOB (RIBU US$)		PERUB
	JAN-JUN 2021	JAN-JUN 2022	%	JAN-JUN 2021	JAN-JUN 2022	%
(1)	(2)	(3)	(4)	(5)	(6)	(7)
SUKU CADANG SEPEDA DAN SEJENISNYA	14.633,3	12.388,4	-15,34	122.917,7	107.297,9	-12,71
PESAWAT UDARA DAN BAGIANNYA	377,6	276,1	-26,88	58.176,8	45.951,7	-21,01
SUKU CADANG MESIN KENDARAAN RODA DUA DAN TIGA	7.680,7	5.895,5	-23,24	103.712,6	87.269,2	-15,85
SEPEDA DAN SEJENISNYA	6.625,1	5.810,4	-12,30	108.329,8	111.141,3	2,60
LOKOMOTIF DAN GERBONG KERETA SERTA KELENGKAPAN	3.543,7	841,7	-76,25	8.912,7	4.154,7	-53,38
SUKU CADANG KENDARAAN BERMOTOR	465,4	346,3	-25,59	3.436,6	1.180,8	-65,64
PERAHU LAYAR DAN SEJENISNYA	364,0	414,6	13,90	3.267,4	5.158,8	57,89
KERETA BAYI	16,3	30,7	88,34	27,9	95,1	240,86
INDUSTRI LAINNYA	67,2	42,1	-37,35	748,1	5.553,5	642,35
ALAT ANGKUTAN LAINNYA	1,1	0,0	-100,00	6,9	0,2	-97,10
INDUSTRI FURNITUR	342.364,8	343.753,1	0,41	1.364.578,9	1.558.238,6	14,19
FURNITUR DARI KAYU	255.137,5	251.365,3	-1,48	969.382,3	1.076.510,5	11,05
FURNITUR DARI ROTAN ATAU BAMBU	14.116,8	14.322,5	1,46	91.288,3	115.425,5	26,44
FURNITUR DARI LOGAM	15.285,0	14.750,9	-3,49	90.710,6	111.090,3	22,47
FURNITUR DARI PLASTIK	7.427,5	8.011,8	7,87	36.460,7	43.437,2	19,13
FURNITUR LAINNYA	50.398,0	55.302,7	9,73	176.737,0	211.775,0	19,82
INDUSTRI PENGOLAHAN LAINNYA	121.612,5	131.393,3	8,04	2.472.804,0	3.811.230,0	54,13
BARANG PERHIASAN DAN BARANG BERHARGA	392,5	501,2	27,69	1.227.486,9	2.374.109,7	93,41
INSTRUMEN ALAT MUSIK	30.333,1	29.937,5	-1,30	371.658,1	415.828,0	11,88
BARANG INDUSTRI KERAJINAN	45.151,3	42.089,1	-6,78	324.958,7	325.816,3	0,26
MAINAN ANAK-ANAK	16.701,7	21.136,5	26,55	182.735,8	251.665,1	37,72
ALAT OLAH RAGA	4.374,5	9.660,5	120,84	110.305,3	147.243,2	33,49
KACA MATA DAN BAGIANNYA	1.109,6	1.254,2	13,03	46.464,2	56.392,7	21,37
ALAT TULIS DAN GAMBAR	6.268,8	8.452,6	34,84	33.330,9	47.431,2	42,30
PERALATAN KEDOKTERAN DAN KEDOKTERAN GIGI	10.257,8	11.357,2	10,72	116.147,2	132.121,8	13,75
ALAT PERMAINAN	5.688	5.812	2,18	36.587	40.327	10,22
PERALATAN UNTUK PELINDUNG KESELAMATAN	787	736	-6,47	11.650	10.258	-11,95
PITA MESIN TULIS/GAMBAR	548	456	-16,76	11.480	10.037	-12,57

https://www.bps.go.id

TABEL 4. PERKEMBANGAN EKSPOR KOMODITI PERTAMBANGAN
JANUARI - JUNI 2021 DAN 2022

KOMODITI	BERAT BERSIH (TON)		PERUB	NILAI FOB (RIBU US$)		PERUB
	JAN-JUN 2021	JAN-JUN 2022	%	JAN-JUN 2021	JAN-JUN 2022	%
(1)	(2)	(3)	(4)	(5)	(6)	(7)
TOTAL PERTAMBANGAN	**228.435.556,1**	**227.911.397,7**	**-0,23**	**14.038.317,1**	**29.136.786,4**	**107,55**
PERTAMBANGAN BATU BARA DAN LIGNIT	213.306.061,4	208.668.102,8	-2,17	11.580.633,9	23.936.486,2	106,69
BATU BARA	170.116.329,6	170.710.342,6	0,35	9.759.507,9	21.146.871,7	116,68
LIGNIT	43.189.731,8	37.957.760,2	-12,11	1.821.126,0	2.789.614,5	53,18
PERTAMBANGAN MINYAK BUMI DAN GAS ALAM DAN PANAS BUI	55,9	74,5	33,27	18,0	25,4	41,11
BITUMEN	55,9	74,5	33,27	18,0	25,4	41,11
PERTAMBANGAN BIJIH LOGAM	9.227.927,0	14.222.939,3	54,13	2.399.473,3	5.143.242,4	114,35
BIJIH TEMBAGA	910.307,4	1.475.136,0	62,05	2.057.744,5	4.598.325,9	123,46
BIJIH ZIRCONIUM, NIOBIUM, DAN TANTALUM	24.255,0	43.664,2	80,02	34.075,5	107.262,4	214,78
BIJIH BESI	955.530,3	1.301.218,0	36,18	48.961,7	42.394,0	-13,41
BIJIH SENG	14.770,1	12.097,9	-18,09	13.899,8	13.703,8	-1,41
BIJIH TIMBAL	5.593,5	5.082,6	-9,13	11.015,5	8.754,8	-20,52
BIJIH TITANIUM	3.712,5	0,0	-100,00	956,5	0,0	-100,00
BIJIH LOGAM LAINNYA	7.313.758,2	11.385.740,6	55,68	232.819,8	372.801,5	60,12
PERTAMBANGAN DAN PENGGALIAN LAINNYA	5.901.511,9	5.020.281,1	-14,93	58.191,9	57.032,4	-1,99
BATU KERIKIL	4.933.085,7	4.508.009,2	-8,62	30.200,8	27.757,8	-8,09
BATU HIAS DAN BATU BANGUNAN	10.992,5	9.915,3	-9,80	1.375,2	1.480,9	7,69
ZIRCONIUM SILIKAT	939,0	2.658,4	183,11	1.405,9	7.716,2	448,84
BATU APUNG DAN SEJENISNYA	53.263,5	51.926,3	-2,51	3.818,9	3.497,8	-8,41
ASPAL	332,0	3.036,1	814,49	41,6	1.558,4	3.646,15
TANAH DAN TANAH LIAT	82.836,0	70.522,9	-14,86	6.327,8	6.429,1	1,60
BAHAN MINERAL LAINNYA	820.063,3	374.212,9	-54,37	15.021,7	8.592,2	-42,80

TABEL 5. PERKEMBANGAN EKSPOR KOMODITI LAINNYA
JANUARI - JUNI 2021 DAN 2022

KOMODITI	BERAT BERSIH (TON)		PERUB	NILAI FOB (RIBU US$)		PERUB
	JAN-JUN 2021	JAN-JUN 2022	%	JAN-JUN 2021	JAN-JUN 2022	%
(1)	(2)	(3)	(4)	(5)	(6)	(7)
TOTAL LAINNYA	**4.411,3**	**5.794,6**	**31,36**	**3.436,4**	**3.624,0**	**5,46**
PENGELOLAAN SAMPAH DAN DAUR ULANG	4.411,3	5.794,6	31,36	3.436,4	3.624,0	5,46
BARANG BUKAN LOGAM DAUR ULANG	4.408,8	5.791,8	31,37	3.413,0	3.622,1	6,13
RONGSOKAN KAPAL	2,5	0,0	-100,00	23,4	0,0	-100,00
BARANG LOGAM DAUR ULANG	0,0	2,8	-	0,0	2,0	-

https://www.bps.go.id

TABEL 6. PERKEMBANGAN EKSPOR INDONESIA MENURUT KOMODITI DAN NEGARA TUJUAN
JANUARI - JUNI 2021 DAN 2022

KOMODITI / NEGARA TUJUAN	BERAT BERSIH (KG)		PERUB	NILAI FOB (US $)		PERUB
	JAN-JUN 2021	JAN-JUN 2022	%	JAN-JUN 2021	JAN-JUN 2022	%
(1)	(2)	(3)	(4)	(5)	(6)	(7)
HASIL MINYAK	**1.626.681.324**	**3.312.734.953**	**103,65**	**793.101.365**	**2.581.998.390**	**225,56**
JAPAN	4.516.782	7.873.717	74,32	2.364.403	6.690.026	182,95
HONG KONG	1.533	176.948.435	11.542.524,59	7.028	149.495.395	2.127.039,95
KOREA, REPUBLIC OF	121.326.699	89.870.621	-25,93	100.881.083	110.609.777	9,64
TAIWAN	10.859.973	7.009.658	-35,45	6.179.941	6.044.505	-2,19
CHINA	205.854.522	208.741.343	1,40	108.029.064	137.574.460	27,35
MACAU	24	26	8,33	73	79	8,28
PAPUA NEW GUINEA	-	1.028	-	-	1.675	-
THAILAND	3.441.105	24.269.276	605,28	4.715.409	23.347.372	395,13
SINGAPORE	222.454.208	1.346.527.673	505,31	109.194.623	1.033.155.529	846,16
PHILIPPINES	1.084.393	1.740.017	60,46	1.499.754	2.418.769	61,28
MALAYSIA	905.220.391	1.019.208.076	12,59	348.909.703	741.706.216	112,58
MYANMAR	121.095	24.156.435	19.848,33	142.507	18.133.538	12.624,62
CAMBODIA	-	17.365	-	-	31.106	-
BRUNEI DARUSSALAM	11.682	-	-100,00	20.109	-	-100,00
VIET NAM	39.547.302	22.140.617	-44,01	28.927.006	19.515.364	-32,54
MALDIVES	17.149	33.852	97,40	56.739	111.552	96,61
INDIA	2.872.529	20.551.683	615,46	2.272.758	11.331.440	398,58
PAKISTAN	154.048	75.981	-50,68	321.540	201.123	-37,45
BANGLADESH	22.105.946	172.459.085	680,15	10.324.245	152.182.647	1.374,03
SRI LANKA	315	-	-100,00	2.678	-	-100,00
IRAQ	-	36.034.049	-	-	35.525.354	-
IRAN (ISLAMIC REPUBLIC OF)	-	557	-	-	2.765	-
SAUDI ARABIA	35.955	46.942	30,56	99.253	141.904	42,97
ISRAEL	155	-	-100,00	1.047	-	-100,00
KUWAIT	-	5.856	-	-	1.256	-
LEBANON	-	165	-	-	945	-
YEMEN	-	28.524	-	-	49.749	-
TURKEY	-	7.128	-	-	19.800	-
UNITED ARAB EMIRATES	25.829.817	318.130	-98,77	19.004.305	803.128	-95,77
QATAR	172	317	84,42	1.440	1.693	17,60
EGYPT	969	-	-100,00	5.776	-	-100,00
LIBYAN ARAB JAMAHIRIYA	6.533	4.842	-25,88	31.425	23.875	-24,03
TANZANIA, UNITED REP. OF	1.100	-	-100,00	618	-	-100,00
KENYA	-	72	-	-	526	-
MOZAMBIQUE	-	83.500	-	-	99.380	-
NIGERIA	28.426	92.301	224,71	49.924	151.451	203,37
SENEGAL	20	-	-100,00	19	-	-100,00
SOUTH AFRICA	139.322	170.842	22,62	204.985	341.638	66,66
MAURITIUS	24.949	16.568	-33,59	72.688	60.845	-16,29
AUSTRALIA	6.851.188	94.925.151	1.285,53	4.949.871	56.094.473	1.033,25
NEW ZEALAND	5.220.571	201.376	-96,14	2.280.931	470.211	-79,39
SOLOMON ISLANDS	4.160	-	-100,00	7.312	-	-100,00
EAST TIMOR	1.143.495	1.517.600	32,72	974.949	1.595.713	63,67
UNITED STATES	110.549	3.079	-97,22	120.696	13.815	-88,55
MEXICO	-	680	-	-	666	-
SURINAME	-	880	-	-	4.032	-
VENEZUELA	-	143.500	-	-	236.775	-
ARGENTINA	0	-	-100,00	129	-	-100,00
BRAZIL	-	12.600	-	-	60.840	-
PERU	45.560	45.560	0,00	40.753	61.005	49,69
DOMINICAN REPUBLIC	26.000	-	-100,00	24.570	-	-100,00
UNITED KINGDOM	191.164	121.493	-36,45	214.617	173.722	-19,05
NETHERLANDS	47.108.833	57.235.481	21,50	40.792.878	73.329.773	79,76
FRANCE	15	-	-100,00	19	-	-100,00
GERMANY, FED. REP. OF	230.082	-	-100,00	186.457	-	-100,00
BELGIUM	792	14	-98,19	33.925	1.046	-96,92
NORWAY	-	110	-	-	600	-
SPAIN	-	948	-	-	1.989	-
KYRGYZSTAN	91.800	91.800	0,00	154.116	178.848	16,05
MINYAK MENTAH	**4.559.437.173**	**1.141.505.569**	**-74,96**	**2.005.094.913**	**806.284.497**	**-59,79**
JAPAN	88.811.810	10.945.000	-87,68	35.551.016	9.044.042	-74,56
TAIWAN	78.276.610	-	-100,00	36.813.873	-	-100,00
CHINA	325.748.420	-	-100,00	136.810.033	-	-100,00
THAILAND	1.726.243.234	1.025.223.674	-40,61	752.407.607	715.007.081	-4,97
SINGAPORE	664.713.703	21.592.047	-96,75	294.720.479	18.107.973	-93,86
MALAYSIA	897.800.020	19.788.992	-97,80	391.042.143	17.221.438	-95,60
VIET NAM	150.502.430	-	-100,00	70.602.971	-	-100,00
INDIA	235.372.850	36.457.596	-84,51	114.812.128	26.330.431	-77,07
AUSTRALIA	391.968.080	27.498.260	-92,98	172.334.649	20.573.532	-88,06
UNITED STATES	16	-	-100,00	14	-	-100,00
GAS ALAM (PERTAMBANGAN)	**8.216.980.867**	**7.638.506.376**	**-7,04**	**3.018.314.602**	**4.387.640.501**	**45,37**
JAPAN	918.265.978	1.672.086.164	82,09	323.830.109	992.354.286	206,44
KOREA, REPUBLIC OF	912.562.153	976.866.480	7,05	275.044.278	458.168.220	66,58
TAIWAN	531.058.380	551.582.027	3,86	201.308.273	310.919.342	54,45
CHINA	2.597.959.454	1.647.982.167	-36,57	904.847.885	907.824.107	0,33
THAILAND	-	54.155.527	-	-	26.278.197	-
SINGAPORE	2.878.833.313	2.459.204.736	-14,58	1.218.032.951	1.606.407.963	31,89
MALAYSIA	171.616.336	214.542.514	25,01	56.311.833	73.522.317	30,56
MYANMAR	19.561.945	-	-100,00	5.132.167	-	-100,00

https://www.bps.go.id

TABEL 6. PERKEMBANGAN EKSPOR INDONESIA MENURUT KOMODITI DAN NEGARA TUJUAN
JANUARI - JUNI 2021 DAN 2022

KOMODITI / NEGARA TUJUAN	BERAT BERSIH (KG)		PERUB	NILAI FOB (US $)		PERUB
	JAN-JUN 2021	JAN-JUN 2022	%	JAN-JUN 2021	JAN-JUN 2022	%
(1)	(2)	(3)	(4)	(5)	(6)	(7)
BANGLADESH	64.458.088	-	-100,00	19.269.772	-	-100,00
MEXICO	122.665.220	62.086.761	-49,39	14.537.333	12.166.071	-16,31
GAS (PENGADAAN GAS)	**2.117.180**	**4.008.731**	**89,34**	**981.692**	**3.806.998**	**287,80**
KOREA, REPUBLIC OF	-	2.000.000	-	-	1.758.000	-
TAIWAN	-	1.900.000	-	-	1.900.000	-
CHINA	1.900.180	-	-100,00	810.427	-	-100,00
THAILAND	-	100	-	-	100	-
SINGAPORE	-	1	-	-	4	-
EAST TIMOR	217.000	108.500	-50,00	171.265	148.749	-13,15
UNITED STATES	-	45	-	-	45	-
GERMANY, FED. REP. OF	-	85	-	-	100	-
SAYUR-SAYURAN	**19.173.262**	**30.570.852**	**59,45**	**16.658.641**	**18.834.828**	**13,06**
JAPAN	59.441	1.060.845	1.684,71	130.010	2.040.266	1.469,32
HONG KONG	139.703	23.643	-83,08	146.371	32.181	-78,01
KOREA, REPUBLIC OF	9.678	21.439	121,52	13.283	76.282	474,28
TAIWAN	5.433.927	11.027.695	102,94	1.426.091	2.731.791	91,56
CHINA	2.165.231	3.436.797	58,73	3.610.428	3.461.334	-4,13
THAILAND	271.213	203.907	-24,82	761.956	847.420	11,22
SINGAPORE	5.705.236	7.036.968	23,34	4.607.516	4.974.642	7,97
PHILIPPINES	1.529.216	886.302	-42,04	2.005.901	1.286.154	-35,88
MALAYSIA	3.226.644	6.316.894	95,77	1.932.374	2.068.963	7,07
CAMBODIA	28.200	38.000	34,75	52.113	67.851	30,20
BHUTAN	665	-	-100,00	670	-	-100,00
VIET NAM	32.985	219.081	564,18	62.129	230.273	270,64
INDIA	13.091	4.054	-69,03	614.513	308.191	-49,85
PAKISTAN	1.019	678	-33,49	103.772	79.492	-23,40
BANGLADESH	45	75	69,44	6.933	9.007	29,92
SAUDI ARABIA	75.148	34.903	-53,55	300.867	104.252	-65,35
KUWAIT	11.000	407	-96,30	35.750	5.223	-85,39
UNITED ARAB EMIRATES	377	91	-75,79	3.633	1.225	-66,27
QATAR	4.305	1.246	-71,05	17.440	12.200	-30,05
BAHRAIN	-	10	-	-	138	-
CAMEROON	-	2	-	-	900	-
BURKINA FASO	-	1	-	-	10	-
AUSTRALIA	37.350	20.700	-44,58	433.812	217.451	-49,87
EAST TIMOR	337.508	171.480	-49,19	155.875	85.265	-45,30
UNITED STATES	275	-	-100,00	111	-	-100,00
CANADA	-	407	-	-	4.633	-
BRAZIL	-	1	-	-	41	-
UNITED KINGDOM	100	360	260,00	3.200	13.300	315,63
NETHERLANDS	87.061	40.822	-53,11	200.997	130.183	-35,23
FRANCE	1.964	943	-51,98	20.510	9.812	-52,16
GERMANY, FED. REP. OF	1.880	2.100	11,71	12.387	16.920	36,60
RUSSIA FEDERATION	-	21.000	-	-	19.427	-
TEMBAKAU	**3.274.657**	**5.811.372**	**77,47**	**20.694.298**	**54.426.860**	**163,00**
KOREA, REPUBLIC OF	-	182.660	-	-	145.160	-
CHINA	103.500	729.138	604,48	1.670.700	11.859.278	609,84
SINGAPORE	936	45.413	4.752,84	1.822	66.980	3.575,99
PHILIPPINES	155.080	72.896	-52,99	2.573.164	534.545	-79,23
MALAYSIA	17.943	11.988	-33,19	41.184	45.554	10,61
CAMBODIA	147.600	79.220	-46,33	494.670	221.935	-55,13
VIET NAM	-	6.325	-	-	46.173	-
SRI LANKA	310.011	391.291	26,22	3.664.773	4.966.759	35,53
TURKEY	18.000	18.000	0,00	36.900	36.900	0,00
EGYPT	-	19.800	-	-	10.890	-
TUNISIA	204.000	40.000	-80,39	450.300	90.000	-80,01
SOUTH AFRICA	34.560	-	-100,00	11.059	-	-100,00
AUSTRALIA	-	9.464	-	-	20.826	-
SOLOMON ISLANDS	-	93.100	-	-	282.870	-
UNITED STATES	1.045.815	805.214	-23,01	1.651.238	8.497.391	414,61
HONDURAS	35.829	35.833	0,01	681.676	369.910	-45,74
NICARAGUA	44.782	254.163	467,55	338.162	3.215.227	850,79
SURINAME	5.040	-	-100,00	13.608	-	-100,00
BRAZIL	-	9.000	-	-	125.800	-
PARAGUAY	250	-	-100,00	9.340	-	-100,00
DOMINICAN REPUBLIC	692.515	1.757.731	153,82	2.012.608	7.941.217	294,57
NETHERLANDS	129.251	180.218	39,43	1.415.914	763.589	-46,07
FRANCE	18.000	54.000	200,00	53.100	187.560	253,22
GERMANY, FED. REP. OF	80.356	253.883	215,95	4.024.510	9.861.002	145,02
BELGIUM	165.527	442.873	167,55	1.313.015	1.112.858	-15,24
SWITZERLAND	-	0	-	-	234	-
SWEDEN	1	-	-100,00	7	-	-100,00
ITALY	41.461	228.094	450,14	95.121	2.007.056	2.009,99
SPAIN	4.400	38.068	765,18	93.905	1.005.628	970,90
PORTUGAL	-	300	-	-	8.892	-
HUNGARY	19.800	51.000	157,58	47.520	996.680	1.997,39
RUSSIA FEDERATION	-	1.700	-	-	5.945	-
JAGUNG	**1.477.516**	**768.833**	**-47,96**	**2.344.960**	**1.251.234**	**-46,64**
JAPAN	150.000	43.000	-71,33	71.893	23.480	-67,34

https://www.bps.go.id

TABEL 6. PERKEMBANGAN EKSPOR INDONESIA MENURUT KOMODITI DAN NEGARA TUJUAN
JANUARI - JUNI 2021 DAN 2022

KOMODITI / NEGARA TUJUAN	BERAT BERSIH (KG)		PERUB	NILAI FOB (US $)		PERUB
	JAN-JUN 2021	JAN-JUN 2022	%	JAN-JUN 2021	JAN-JUN 2022	%
(1)	(2)	(3)	(4)	(5)	(6)	(7)
HONG KONG	310	-	-100,00	436	-	-100,00
TAIWAN	126	187	48,73	969	2.538	161,87
CHINA	-	4	-	-	4	-
THAILAND	400.000	11	-100,00	1.009.718	108	-99,99
SINGAPORE	282.762	259.962	-8,06	197.752	208.955	5,67
MALAYSIA	64.900	48.600	-25,12	52.074	40.011	-23,17
VIET NAM	34.020	3.407	-89,99	41.475	5.250	-87,34
INDIA	21	-	-100,00	20	-	-100,00
PAKISTAN	297.736	324.540	9,00	627.662	899.084	43,24
SRI LANKA	95.000	-	-100,00	271.400	-	-100,00
VANUATU	7.742	13.372	72,72	15.829	30.672	93,77
SOLOMON ISLANDS	40.000	-	-100,00	14.400	-	-100,00
EAST TIMOR	104.900	75.750	-27,79	41.331	41.129	-0,49
UNITED STATES	-	1	-	-	3	-
BUNGA	**441.866**	**538.395**	**21,85**	**1.904.315**	**1.383.920**	**-27,33**
JAPAN	56.142	39.075	-30,40	467.585	194.575	-58,39
HONG KONG	9	-	-100,00	445	-	-100,00
KOREA, REPUBLIC OF	11.858	9.500	-19,89	80.748	60.100	-25,57
CHINA	100.000	160.000	60,00	155.636	276.254	77,50
THAILAND	63.333	87.696	38,47	93.493	98.738	5,61
SINGAPORE	125.752	137.029	8,97	412.026	351.691	-14,64
PHILIPPINES	1	-	-100,00	24	-	-100,00
MALAYSIA	47.847	67.840	41,79	155.352	206.638	33,01
BRUNEI DARUSSALAM	-	5	-	-	38	-
SAUDI ARABIA	28.458	5.340	-81,24	14.167	3.986	-71,87
AUSTRALIA	6.453	30.413	371,34	40.224	181.164	350,39
EAST TIMOR	141	1.483	951,77	271	10.682	3.841,70
UNITED STATES	5	14	170,00	49	51	4,51
NETHERLANDS	1.868	-	-100,00	484.293	-	-100,00
ITALY	-	1	-	-	4	-
BIJI-BIJIAN	**2.241.760**	**2.683.398**	**19,70**	**1.610.288**	**1.575.363**	**-2,17**
JAPAN	763.201	315.401	-58,67	651.940	98.190	-84,94
HONG KONG	-	8.500	-	-	42.250	-
KOREA, REPUBLIC OF	1.062.680	1.025.660	-3,48	381.608	437.348	14,61
TAIWAN	199.815	-	-100,00	168.092	-	-100,00
CHINA	75.020	292.879	290,40	84.202	60.486	-28,17
THAILAND	8.000	-	-100,00	19.840	-	-100,00
SINGAPORE	28.230	31.245	10,68	74.948	64.413	-14,06
MALAYSIA	100.000	996.335	896,34	217.725	826.524	279,62
VIET NAM	4.500	80	-98,22	10.530	8.000	-24,03
INDIA	-	2	-	-	38	-
SAUDI ARABIA	-	8.250	-	-	25.575	-
QATAR	35	32	-8,57	69	264	283,09
KENYA	21	-	-100,00	137	-	-100,00
AUSTRALIA	-	213	-	-	1.854	-
EAST TIMOR	208	312	50,04	1.007	191	-81,07
NETHERLANDS	-	4.475	-	-	10.203	-
GERMANY, FED. REP. OF	50	8	-84,00	190	1	-99,47
BELGIUM	-	7	-	-	27	-
TANAMAN BERSERAT	**5.864.442**	**6.459.840**	**10,15**	**4.828.711**	**7.941.823**	**64,47**
JAPAN	25.612	298.107	1.063,93	49.196	140.720	186,04
HONG KONG	1	134	26.732,00	1	1.111	110.955,50
KOREA, REPUBLIC OF	2.939.800	2.632.000	-10,47	784.857	935.153	19,15
TAIWAN	7.359	25.108	241,21	13.964	8.375	-40,03
CHINA	254.108	333.418	31,21	422.581	691.097	63,54
THAILAND	37.417	80.349	114,74	84.649	185.206	118,79
SINGAPORE	40.610	42.778	5,34	74.121	82.749	11,64
PHILIPPINES	-	985.701	-	-	2.207.864	-
MALAYSIA	619.297	652.669	5,39	883.522	1.223.447	38,47
BRUNEI DARUSSALAM	-	207	-	-	730	-
VIET NAM	123.214	25.291	-79,47	114.399	55.354	-51,61
INDIA	1.179.403	571.462	-51,55	1.343.182	779.374	-41,98
BANGLADESH	510.339	502.576	-1,52	834.723	1.003.178	20,18
SRI LANKA	10.000	20.000	100,00	7.500	15.500	106,67
SAUDI ARABIA	-	145	-	-	4.463	-
TURKEY	7.152	25.803	260,81	15.733	62.563	297,65
CAMEROON	-	20.058	-	-	49.142	-
NEW ZEALAND	1.551	-	-100,00	4.484	-	-100,00
UNITED STATES	36.200	38.363	5,97	72.245	75.965	5,15
CANADA	7.100	17.589	147,74	11.360	28.143	147,74
BRAZIL	-	7.544	-	-	13.840	-
COSTA RICA	8.289	15.748	89,99	14.091	27.732	96,80
UNITED KINGDOM	-	3	-	-	3	-
NETHERLANDS	-	16.979	-	-	36.210	-
FRANCE	135	37.187	27.384,48	3.167	87.841	2.673,51
GERMANY, FED. REP. OF	56.649	45.208	-20,20	92.251	82.605	-10,46
AUSTRIA	207	-	-100,00	2.685	-	-100,00
BELGIUM	-	19.322	-	-	51.809	-
SWEDEN	-	0	-	-	1	-
ITALY	-	32.812	-	-	64.303	-

https://www.bps.go.id

TABEL 6. PERKEMBANGAN EKSPOR INDONESIA MENURUT KOMODITI DAN NEGARA TUJUAN
JANUARI - JUNI 2021 DAN 2022

KOMODITI / NEGARA TUJUAN	BERAT BERSIH (KG)		PERUB	NILAI FOB (US $)		PERUB
	JAN-JUN 2021	JAN-JUN 2022	%	JAN-JUN 2021	JAN-JUN 2022	%
(1)	(2)	(3)	(4)	(5)	(6)	(7)
SPAIN	-	6.040	-	-	13.590	-
PORTUGAL	-	7.241	-	-	13.758	-
KACANG TANAH	**795.911**	**530.611**	**-33,33**	**1.551.982**	**1.230.810**	**-20,69**
HONG KONG	268.525	248.091	-7,61	498.930	587.313	17,71
CHINA	-	1	-	-	1	-
THAILAND	37.800	-	-100,00	78.770	-	-100,00
SINGAPORE	10	-	-100,00	317	-	-100,00
MALAYSIA	405.110	222.970	-44,96	874.622	531.609	-39,22
AUSTRALIA	14.400	-	-100,00	64.460	-	-100,00
EAST TIMOR	51.750	19.250	-62,80	6.855	11.538	68,31
UNITED STATES	18.024	25.419	41,03	27.141	49.757	83,33
CANADA	-	14.880	-	-	50.592	-
FRANCE	292	-	-100,00	887	-	-100,00
UMBI-UMBIAN	**6.480.779**	**6.515.908**	**0,54**	**4.194.816**	**3.249.666**	**-22,53**
JAPAN	264.440	263.250	-0,45	99.045	314.379	217,41
HONG KONG	510.977	585.974	14,68	437.558	443.953	1,46
KOREA, REPUBLIC OF	21.080	-	-100,00	39.992	-	-100,00
TAIWAN	3.283	7.622	132,16	3.226	15.026	365,77
CHINA	61.667	34.260	-44,44	62.899	72.405	15,11
THAILAND	742.028	970	-99,87	738.925	921	-99,88
SINGAPORE	1.098.278	1.410.138	28,40	890.663	1.314.614	47,60
MALAYSIA	3.375.744	4.051.820	20,03	1.198.350	944.949	-21,15
VIET NAM	318.025	1	-100,00	629.572	1	-100,00
MALDIVES	-	1.936	-	-	2.253	-
INDIA	24.000	48.000	100,00	11.640	23.280	100,00
KUWAIT	110	30	-72,73	435	149	-65,82
UNITED ARAB EMIRATES	-	1	-	-	2	-
QATAR	806	500	-37,97	1.738	2.416	39,05
BAHRAIN	-	100	-	-	480	-
AUSTRALIA	14.400	8.275	-42,53	57.430	11.603	-79,80
UNITED KINGDOM	1	-	-100,00	2	-	-100,00
NETHERLANDS	45.941	103.033	124,27	23.342	103.235	342,28
BIBIT BUNGA	**691**	**11.407**	**1.550,58**	**1.987.695**	**1.512.004**	**-23,93**
SINGAPORE	18	114	532,20	1.741	56.018	3.117,55
MYANMAR	-	10.900	-	-	10.900	-
INDIA	-	8	-	-	12.948	-
UNITED KINGDOM	151	63	-58,51	474.706	264.065	-44,37
NETHERLANDS	522	322	-38,36	1.511.248	1.162.544	-23,07
GERMANY, FED. REP. OF	-	2	-	-	5.530	-
BUAH-BUAHAN SEMUSIM	**77.092**	**30.235**	**-60,78**	**53.021**	**30.413**	**-42,64**
JAPAN	6	-	-100,00	2.909	-	-100,00
KOREA, REPUBLIC OF	-	53	-	-	12.821	-
SINGAPORE	14.109	4.211	-70,15	14.261	5.895	-58,67
MALAYSIA	27.540	8.740	-68,26	13.412	2.385	-82,22
KUWAIT	-	89	-	-	396	-
UNITED ARAB EMIRATES	14.400	5	-99,97	10.800	2	-99,98
QATAR	1.847	61	-96,70	2.776	284	-89,77
EAST TIMOR	19.190	17.075	-11,02	8.863	8.629	-2,64
TANAMAN SEMUSIM LAINNYA	**1.451.578**	**1.439.664**	**-0,82**	**687.015**	**958.371**	**39,50**
JAPAN	93.757	7.200	-92,32	86.029	1.800	-97,91
HONG KONG	9.250	1.500	-83,78	7.782	1.459	-81,25
TAIWAN	6	-	-100,00	47	-	-100,00
CHINA	-	1	-	-	1	-
PAPUA NEW GUINEA	2	10.656	532.706,00	2	11.957	577.553,62
SINGAPORE	78.687	47.775	-39,28	31.384	52.518	67,34
MALAYSIA	195	14.630	7.402,56	59	1.610	2.616,10
BRUNEI DARUSSALAM	29.000	26.000	-10,34	177.863	292.500	64,45
PAKISTAN	54	-	-100,00	262	-	-100,00
SAUDI ARABIA	33.900	14.890	-56,08	23.405	13.401	-42,74
EAST TIMOR	1.206.725	1.288.265	6,76	360.179	532.042	47,72
UNITED STATES	-	24	-	-	1.004	-
NETHERLANDS	-	474	-	-	693	-
FRANCE	3	20.750	829.900,00	3	46.185	1.460.526,19
GREECE	-	7.500	-	-	3.200	-
KOPI	**158.636.763**	**164.330.236**	**3,59**	**337.843.362**	**464.363.419**	**37,45**
JAPAN	13.217.380	10.074.199	-23,78	30.760.918	30.037.321	-2,35
HONG KONG	543.777	480.088	-11,71	1.072.677	1.412.309	31,66
KOREA, REPUBLIC OF	939.071	1.870.002	99,13	3.249.981	7.056.804	117,13
TAIWAN	2.366.952	2.157.743	-8,84	6.870.174	8.347.757	21,51
CHINA	1.162.463	6.504.359	459,53	4.219.478	18.913.667	348,25
MACAU	38.400	19.200	-50,00	101.875	37.363	-63,32
THAILAND	1.949.384	32.726	-98,32	3.100.246	176.168	-94,32
SINGAPORE	2.521.233	2.901.279	15,07	4.143.181	9.147.913	120,79
PHILIPPINES	473.202	752.201	58,96	748.999	1.964.837	162,33
MALAYSIA	12.889.077	11.648.670	-9,62	20.286.107	23.783.098	17,24
CAMBODIA	15.000	13.354	-10,98	66.000	97.846	48,25
BRUNEI DARUSSALAM	12	858	6.908,17	249	5.272	2.017,06

https://www.bps.go.id

TABEL 6. PERKEMBANGAN EKSPOR INDONESIA MENURUT KOMODITI DAN NEGARA TUJUAN
JANUARI - JUNI 2021 DAN 2022

KOMODITI / NEGARA TUJUAN	BERAT BERSIH (KG)		PERUB	NILAI FOB (US $)		PERUB
	JAN-JUN 2021	JAN-JUN 2022	%	JAN-JUN 2021	JAN-JUN 2022	%
(1)	(2)	(3)	(4)	(5)	(6)	(7)
VIET NAM	2.543.527	4.078.650	60,35	3.542.169	7.131.290	101,33
INDIA	4.546.440	14.944.440	228,71	5.588.881	24.783.290	343,44
PAKISTAN	45	2.500	5.455,56	359	6.250	1.641,34
SRI LANKA	150	150	0,00	1.269	1.269	0,00
IRAN (ISLAMIC REPUBLIC OF)	440.640	977.520	121,84	784.274	2.265.999	188,93
SAUDI ARABIA	168.696	438.172	159,74	908.709	1.832.122	101,62
ISRAEL	57.614	76.800	33,30	166.624	434.197	160,59
KUWAIT	60	10.000	16.566,67	390	63.000	16.053,85
JORDAN	8	-	-100,00	63	-	-100,00
LEBANON	38.400	38.400	0,00	64.361	74.496	15,75
PALESTINA	19.161	-	-100,00	31.913	-	-100,00
OMAN	19.200	36.100	88,02	41.760	87.450	109,41
TURKEY	1	601.465	120.292.900,00	6	1.256.185	21.583.828,14
UNITED ARAB EMIRATES	1.251.967	1.476.282	17,92	2.650.915	3.925.490	48,08
QATAR	8.116	-	-100,00	44.901	-	-100,00
EGYPT	21.632.400	18.668.461	-13,70	37.279.383	40.333.503	8,19
MOROCCO	5.903.101	4.865.400	-17,58	9.480.634	9.430.530	-0,53
ALGERIA	1.563.600	2.387.390	52,69	2.439.869	4.259.473	74,58
SOMALIA	-	19.200	-	-	33.516	-
SOUTH AFRICA	76.800	134.401	75,00	310.080	820.034	164,46
AUSTRALIA	2.786.706	1.223.593	-56,09	6.824.328	4.974.495	-27,11
NEW ZEALAND	168.961	259.300	53,47	658.801	1.500.403	127,75
EAST TIMOR	1.425	702	-50,76	3.610	3.052	-15,46
UNITED STATES	25.400.109	24.141.369	-4,96	82.696.218	122.143.579	47,70
CANADA	2.062.289	1.002.100	-51,41	8.509.643	6.588.890	-22,57
MEXICO	76.800	76.800	0,00	288.960	401.645	39,00
CAPE VERDE	-	19.200	-	-	36.768	-
UNITED KINGDOM	7.119.727	6.937.220	-2,56	12.517.776	18.432.982	47,25
NETHERLANDS	814.583	843.550	3,56	2.611.875	2.984.830	14,28
FRANCE	1.590.497	372.371	-76,59	2.551.809	1.299.421	-49,08
GERMANY, FED. REP. OF	6.278.782	4.495.415	-28,40	13.644.245	12.680.307	-7,06
BELGIUM	4.520.120	10.136.940	124,26	15.617.383	33.655.256	115,50
SWITZERLAND	66	7	-90,18	1.671	51	-96,96
DENMARK	19.200	19.200	0,00	51.360	162.386	216,17
NORWAY	123.628	85.800	-30,60	543.949	397.858	-26,86
SWEDEN	94.811	57.600	-39,25	362.172	394.560	8,94
FINLAND	56.401	-	-100,00	178.135	-	-100,00
IRELAND	150.001	172.800	15,20	504.650	1.126.092	123,14
ITALY	11.956.141	14.405.767	20,49	19.772.902	28.717.941	45,24
SPAIN	11.944.800	4.715.600	-60,52	17.798.529	10.880.285	-38,87
PORTUGAL	499.201	807.330	61,72	810.127	1.702.100	110,10
GREECE	838.200	802.800	-4,22	1.365.585	1.557.953	14,09
HUNGARY	260	-	-100,00	700	-	-100,00
POLAND	22.620	100.053	342,32	49.199	185.986	278,03
ROMANIA	192.000	280.000	45,83	309.542	533.720	72,42
BULGARIA	326.400	288.000	-11,76	519.983	569.292	9,48
ARMENIA	116.400	76.800	-34,02	212.022	164.352	-22,48
KAZAKHSTAN	4	-	-100,00	161	-	-100,00
UKRAINE	76.026	54.608	-28,17	172.352	229.728	33,29
LATVIA	75.000	10.200	-86,40	140.732	90.000	-36,05
ESTONIA	130.200	-	-100,00	224.353	-	-100,00
GEORGIA	5.407.200	6.683.100	23,60	8.734.064	13.006.821	48,92
CROATIA	-	300	-	-	2.825	-
CZECH REPUBLIC	730	1.003	37,37	6.726	7.549	12,24
RUSSIA FEDERATION	1.401.600	1.031.200	-26,43	2.203.353	2.167.045	-1,65
SERBIA	-	19.500	-	-	46.800	-
TANAMAN OBAT, AROMATIK, DAN REMPAH-REMPAH	**165.563.255**	**150.112.683**	**-9,33**	**388.998.340**	**346.228.641**	**-10,99**
JAPAN	413.872	616.660	49,00	2.943.710	4.499.266	52,84
HONG KONG	103.569	57.097	-44,87	309.581	339.414	9,64
KOREA, REPUBLIC OF	113.144	307.807	172,05	796.919	1.644.014	106,30
TAIWAN	642.170	772.034	20,22	1.420.284	1.256.394	-11,54
CHINA	12.806.976	19.761.373	54,30	54.858.008	58.197.353	6,09
THAILAND	92.428.352	13.026.099	-85,91	145.381.038	24.345.871	-83,25
SINGAPORE	2.608.808	3.547.926	36,00	4.828.153	5.371.186	11,25
PHILIPPINES	438.291	4.501	-98,97	357.849	41.043	-88,53
MALAYSIA	2.512.729	4.946.638	96,86	3.698.609	5.812.612	57,16
MYANMAR	21.880	223.630	922,07	105.744	625.864	491,87
CAMBODIA	129.963	1.161.480	793,70	174.920	1.866.871	967,27
BRUNEI DARUSSALAM	5	-	-100,00	2.768	-	-100,00
NEPAL	2.083.550	2.235.850	7,31	3.773.851	3.743.745	-0,80
VIET NAM	4.073.477	2.267.964	-44,32	16.794.529	15.683.530	-6,62
MALDIVES	55.330	182.545	229,92	51.555	397.126	670,30
INDIA	13.478.499	22.670.929	68,20	38.606.509	49.870.524	29,18
PAKISTAN	769.008	2.282.445	196,80	3.542.731	5.196.438	46,68
BANGLADESH	9.926.985	2.899.110	-70,80	20.950.215	6.140.760	-70,69
SRI LANKA	3.018	-	-100,00	3.650	-	-100,00
AFGHANISTAN	566.000	1.512.160	167,17	852.970	2.076.472	143,44
IRAQ	70.950	29.650	-58,21	122.309	60.814	-50,28
IRAN (ISLAMIC REPUBLIC OF)	8.955.338	50.397.730	462,77	13.901.525	72.451.229	421,17
SAUDI ARABIA	195.635	546.236	179,21	561.501	871.046	55,13
ISRAEL	16.265	30.880	89,86	134.108	323.641	141,33

https://www.bps.go.id

TABEL 6. PERKEMBANGAN EKSPOR INDONESIA MENURUT KOMODITI DAN NEGARA TUJUAN
JANUARI - JUNI 2021 DAN 2022

KOMODITI / NEGARA TUJUAN	BERAT BERSIH (KG)		PERUB	NILAI FOB (US $)		PERUB
	JAN-JUN 2021	JAN-JUN 2022	%	JAN-JUN 2021	JAN-JUN 2022	%
(1)	(2)	(3)	(4)	(5)	(6)	(7)
KUWAIT	4.540	3.852	-15,15	17.148	21.998	28,29
JORDAN	5.000	68.580	1.271,60	17.950	282.796	1.475,47
LEBANON	2.760	5.203	88,51	19.432	33.100	70,34
YEMEN	41.500	28.350	-31,69	102.860	85.233	-17,14
OMAN	2	-	-100,00	2	-	-100,00
TURKEY	63.920	116.020	81,51	428.104	1.086.805	153,86
UNITED ARAB EMIRATES	1.601.695	8.579.870	435,67	3.054.669	12.891.564	322,03
QATAR	5.516	7.171	29,99	11.827	55.935	372,94
BAHRAIN	69	22.808	32.954,35	337	153.600	45.512,36
EGYPT	174.000	113.985	-34,49	672.834	584.561	-13,12
LIBYAN ARAB JAMAHIRIYA	3.000	-	-100,00	3.985	-	-100,00
MOROCCO	30.980	138.930	348,45	380.487	1.507.868	296,30
TUNISIA	-	10.000	-	-	61.300	-
ALGERIA	-	20.000	-	-	121.100	-
ETHIOPIA	4.500	-	-100,00	6.750	-	-100,00
TANZANIA, UNITED REP. OF	1.600	-	-100,00	14.400	-	-100,00
TOGO	1.981	-	-100,00	17.631	-	-100,00
NIGERIA	30.297	18.154	-40,08	67.884	55.298	-18,54
BENIN	88.000	-	-100,00	120.000	-	-100,00
DJIBOUTI	50.000	46.750	-6,50	135.750	203.171	49,67
SOUTH AFRICA	30	10.845	36.050,00	45	66.225	148.720,22
MAURITIUS	-	150	-	-	5.700	-
AUSTRALIA	126.971	37.480	-70,48	545.580	181.492	-66,73
NEW ZEALAND	2.681	1.012	-62,26	20.979	3.086	-85,29
GUAM	3	-	-100,00	3	-	-100,00
EAST TIMOR	1.161	2.340	101,55	600	5.126	754,49
UNITED STATES	6.486.353	7.075.805	9,09	37.555.491	37.834.533	0,74
CANADA	73.155	32.373	-55,75	819.054	705.288	-13,89
MEXICO	63.920	17.000	-73,40	301.792	136.100	-54,90
GUATEMALA	3.000	-	-100,00	20.706	-	-100,00
SURINAME	600	1.680	180,00	4.150	5.438	31,02
CHILE	14.002	-	-100,00	92.502	-	-100,00
VENEZUELA	18.000	-	-100,00	92.700	-	-100,00
ARGENTINA	71.650	31.500	-56,04	277.331	256.105	-7,65
BRAZIL	353.738	370.500	4,74	1.976.954	1.970.260	-0,34
COLOMBIA	7.500	-	-100,00	29.250	-	-100,00
PERU	227.420	-	-100,00	462.972	-	-100,00
GUYANA	30.250	41.000	35,54	154.039	277.282	80,01
JAMAICA	15.000	-	-100,00	104.000	-	-100,00
PUERTO RICO	1.000	-	-100,00	1.500	-	-100,00
DOMINICAN REPUBLIC	79.001	191.150	141,96	558.258	1.067.198	91,17
COSTA RICA	14.000	9.740	-30,43	79.750	51.658	-35,23
UNITED KINGDOM	92.414	106.715	15,47	799.706	449.784	-43,76
NETHERLANDS	1.243.126	1.424.701	14,61	7.487.794	9.670.211	29,15
FRANCE	326.272	435.498	33,48	1.821.447	2.431.634	33,50
GERMANY, FED. REP. OF	922.131	668.864	-27,47	10.249.186	6.748.891	-34,15
AUSTRIA	555	1.522	174,23	2.149	3.676	71,10
BELGIUM	19.802	11.087	-44,01	172.391	112.589	-34,69
SWITZERLAND	19	28	46,11	3.702	7.957	114,93
DENMARK	456	52.970	11.516,23	4.543	50.278	1.006,80
NORWAY	40.000	18.000	-55,00	216.579	103.234	-52,33
SWEDEN	7.864	12.345	56,98	72.179	117.453	62,72
IRELAND	20	9	-55,00	1.041	1.477	41,88
ITALY	335.402	302.783	-9,73	2.268.756	2.564.304	13,03
SPAIN	48.367	229.039	373,54	692.862	747.386	7,87
PORTUGAL	31.000	103.525	233,95	225.900	798.436	253,45
ICELAND	12	-	-100,00	12	-	-100,00
GREECE	73.113	64.750	-11,44	431.199	409.813	-4,96
HUNGARY	51	1.695	3.223,53	1.426	28.453	1.895,22
POLAND	48.894	15.595	-68,10	676.483	285.389	-57,81
ROMANIA	86	11.300	13.039,53	3.952	73.143	1.751,01
BULGARIA	-	2.000	-	-	23.000	-
KAZAKHSTAN	8.200	7.100	-13,41	27.390	57.395	109,55
KYRGYZSTAN	20	-	-100,00	677	-	-100,00
UKRAINE	37.175	6.000	-83,86	223.508	31.100	-86,09
LITHUANIA	27	-	-100,00	150	-	-100,00
LATVIA	27.000	29.475	9,17	119.381	137.232	14,95
ESTONIA	20.000	30.000	50,00	168.257	268.350	59,49
SLOVAKIA	31	5.500	17.641,94	42	70.821	170.554,05
CZECH REPUBLIC	8.703	8.167	-6,16	48.162	57.066	18,49
RUSSIA FEDERATION	159.906	81.023	-49,33	936.729	454.540	-51,48
LADA HITAM	**7.779.594**	**8.533.169**	**9,69**	**22.762.053**	**30.083.633**	**32,17**
JAPAN	112.316	171.383	52,59	445.535	908.726	103,96
HONG KONG	210.180	44.000	-79,07	702.618	211.858	-69,85
KOREA, REPUBLIC OF	-	288.000	-	-	1.194.006	-
TAIWAN	39.820	241.054	505,36	125.790	1.071.590	751,89
CHINA	1.153.474	1.330.581	15,35	3.615.546	6.433.252	77,93
THAILAND	225.000	225.000	0,00	524.280	639.360	21,95
SINGAPORE	272.701	49.703	-81,77	974.677	242.297	-75,14
PHILIPPINES	14.000	8.200	-41,43	44.795	66.558	48,58
MALAYSIA	64.599	2.700	-95,82	184.805	12.885	-93,03
NEPAL	14.000	-	-100,00	48.800	-	-100,00

https://www.bps.go.id

TABEL 6. PERKEMBANGAN EKSPOR INDONESIA MENURUT KOMODITI DAN NEGARA TUJUAN
JANUARI - JUNI 2021 DAN 2022

KOMODITI / NEGARA TUJUAN	BERAT BERSIH (KG)		PERUB	NILAI FOB (US $)		PERUB
	JAN-JUN 2021	JAN-JUN 2022	%	JAN-JUN 2021	JAN-JUN 2022	%
(1)	(2)	(3)	(4)	(5)	(6)	(7)
VIET NAM	1.170.323	1.293.460	10,52	3.292.942	4.636.346	40,80
INDIA	1.006.225	609.311	-39,45	2.810.868	2.985.029	6,20
PAKISTAN	128.000	23.600	-81,56	329.655	52.135	-84,19
IRAN (ISLAMIC REPUBLIC OF)	-	12.000	-	-	66.000	-
SAUDI ARABIA	-	1	-	-	0	-
ISRAEL	15.000	-	-100,00	41.250	-	-100,00
TURKEY	47.995	52.000	8,34	54.653	35.174	-35,64
UNITED ARAB EMIRATES	44.000	11.011	-74,97	224.140	45.151	-79,86
EGYPT	57.000	-	-100,00	94.683	-	-100,00
TOGO	1.988	-	-100,00	7.853	-	-100,00
NIGERIA	12.000	-	-100,00	42.000	-	-100,00
SOUTH AFRICA	-	500	-	-	2.750	-
MAURITIUS	-	400	-	-	2.240	-
AUSTRALIA	25.007	-	-100,00	82.552	-	-100,00
UNITED STATES	1.656.400	2.774.910	67,53	4.817.386	6.632.030	37,67
CANADA	8.006	-	-100,00	35.480	-	-100,00
MEXICO	-	3.000	-	-	16.120	-
DOMINICAN REPUBLIC	13.000	-	-100,00	51.433	-	-100,00
UNITED KINGDOM	5.035	4.000	-20,56	22.058	25.100	13,79
NETHERLANDS	447.000	230.120	-48,52	1.293.219	1.118.166	-13,54
FRANCE	418.016	925.001	121,28	933.157	2.612.248	179,94
GERMANY, FED. REP. OF	285.000	31.915	-88,80	952.377	191.955	-79,84
BELGIUM	8.500	2	-99,98	27.625	7	-99,98
SWITZERLAND	-	18	-	-	645	-
FINLAND	50.000	-	-100,00	127.250	-	-100,00
ITALY	18.010	-	-100,00	63.547	-	-100,00
SPAIN	78.000	3.300	-95,77	232.206	10.306	-95,56
GREECE	14.000	23.000	64,29	33.950	105.450	210,60
POLAND	25.000	150.000	500,00	90.175	656.250	627,75
RUSSIA FEDERATION	140.000	25.000	-82,14	434.750	110.000	-74,70
LADA PUTIH	**10.224.867**	**7.875.141**	**-22,98**	**40.932.228**	**49.065.083**	**19,87**
JAPAN	457.321	605.511	32,40	2.658.631	4.678.297	75,97
HONG KONG	8.763	3.401	-61,19	49.123	22.843	-53,50
TAIWAN	499.328	490.854	-1,70	2.520.560	3.271.715	29,80
CHINA	1.566.643	485.287	-69,02	5.481.634	2.818.316	-48,59
THAILAND	272.004	202.000	-25,74	1.077.508	1.411.408	30,99
SINGAPORE	262.422	250.543	-4,53	1.434.346	1.569.175	9,40
PHILIPPINES	19.250	2.000	-89,61	89.249	15.415	-82,73
MALAYSIA	417.007	178.570	-57,18	1.995.331	1.313.809	-34,16
MYANMAR	-	2.100	-	-	3.150	-
NEPAL	20.000	35.100	75,50	76.247	176.876	131,98
VIET NAM	3.523.707	2.801.990	-20,48	11.251.734	16.137.466	43,42
INDIA	702.823	529.260	-24,70	2.643.996	2.069.305	-21,74
PAKISTAN	41.960	44.650	6,41	122.584	113.210	-7,65
BANGLADESH	14.700	11.950	-18,71	5.145	15.973	210,45
SRI LANKA	250	-	-100,00	1.125	-	-100,00
SAUDI ARABIA	-	0	-	-	0	-
TURKEY	2.100	-	-100,00	2.100	-	-100,00
UNITED ARAB EMIRATES	30.310	42.875	41,46	100.468	204.259	103,31
EGYPT	5.000	-	-100,00	52.133	-	-100,00
ETHIOPIA	3.000	-	-100,00	3.000	-	-100,00
AUSTRALIA	15.000	-	-100,00	76.500	-	-100,00
EAST TIMOR	320	-	-100,00	135	-	-100,00
UNITED STATES	1.316.554	1.338.990	1,70	6.090.418	9.267.230	52,16
CANADA	300	-	-100,00	5.288	-	-100,00
MEXICO	2.875	1.000	-65,22	13.369	6.700	-49,88
DOMINICAN REPUBLIC	12.000	-	-100,00	52.873	-	-100,00
UNITED KINGDOM	86.150	64.000	-25,71	417.550	423.200	1,35
NETHERLANDS	170.075	112.120	-34,08	1.018.032	979.532	-3,78
FRANCE	360.004	120.251	-66,60	1.483.758	848.944	-42,78
GERMANY, FED. REP. OF	345.000	539.010	56,23	1.858.899	3.608.103	94,10
BELGIUM	3.000	-	-100,00	14.325	-	-100,00
SWITZERLAND	-	20	-	-	774	-
ITALY	32.000	5.010	-84,34	179.620	47.196	-73,72
SPAIN	30.000	-	-100,00	131.050	-	-100,00
GREECE	5.000	7.000	40,00	25.500	49.650	94,71
HUNGARY	-	1.650	-	-	12.540	-
BIJI KAKAO	**9.003.863**	**9.275.883**	**3,02**	**22.393.370**	**25.264.355**	**12,82**
JAPAN	31.683	3.215	-89,85	91.100	19.742	-78,33
CHINA	2	7	195,83	10	35	238,92
SINGAPORE	837	136	-83,75	3.036	271	-91,07
PHILIPPINES	100.000	450.000	350,00	267.500	1.221.900	356,79
MALAYSIA	8.834.811	8.650.390	-2,09	21.809.637	23.075.634	5,80
VIET NAM	-	2	-	-	5	-
UNITED ARAB EMIRATES	10	-	-100,00	25	-	-100,00
AUSTRALIA	-	2.500	-	-	11.785	-
NEW ZEALAND	368	25	-93,21	1.266	338	-73,34
UNITED STATES	23.475	149.932	538,69	149.530	843.452	464,07
CANADA	-	5	-	-	99	-
UNITED KINGDOM	16	27	68,75	39	58	47,96
NETHERLANDS	-	18.754	-	-	81.970	-

https://www.bps.go.id

TABEL 6. PERKEMBANGAN EKSPOR INDONESIA MENURUT KOMODITI DAN NEGARA TUJUAN
JANUARI - JUNI 2021 DAN 2022

KOMODITI / NEGARA TUJUAN	BERAT BERSIH (KG)		PERUB	NILAI FOB (US $)		PERUB
	JAN-JUN 2021	JAN-JUN 2022	%	JAN-JUN 2021	JAN-JUN 2022	%
(1)	(2)	(3)	(4)	(5)	(6)	(7)
FRANCE	62	92	48,39	1.359	368	-72,92
GERMANY, FED. REP. OF	12.571	800	-93,64	69.224	8.698	-87,44
AUSTRIA	27	-	-100,00	643	-	-100,00
CENGKEH	**13.668.119**	**6.255.248**	**-54,23**	**61.373.230**	**37.417.331**	**-39,03**
JAPAN	35.828	25.870	-27,79	104.838	87.777	-16,27
HONG KONG	42.000	3.000	-92,86	52.840	33.500	-36,60
KOREA, REPUBLIC OF	16.666	19.786	18,72	92.196	189.399	105,43
TAIWAN	63.700	29.958	-52,97	165.455	93.990	-43,19
CHINA	630.214	830.318	31,75	1.300.281	784.212	-39,69
THAILAND	58.330	25.670	-55,99	212.963	225.233	5,76
SINGAPORE	1.339.335	238.416	-82,20	7.924.141	1.478.106	-81,35
MALAYSIA	130.975	58.950	-54,99	717.925	318.460	-55,64
MYANMAR	31.680	66.140	108,78	75.871	445.843	487,63
NEPAL	77.410	9.825	-87,31	230.319	21.445	-90,69
VIET NAM	449.760	91.030	-79,76	956.156	339.784	-64,46
INDIA	4.419.626	569.720	-87,11	19.470.373	2.621.873	-86,53
PAKISTAN	1.026.839	470.160	-54,21	4.744.372	3.082.720	-35,02
BANGLADESH	954.645	325.710	-65,88	5.309.515	1.899.916	-64,22
AFGHANISTAN	25.000	20.000	-20,00	146.271	141.279	-3,41
IRAQ	74.600	-	-100,00	158.383	-	-100,00
IRAN (ISLAMIC REPUBLIC OF)	67.950	42.900	-36,87	216.425	256.435	18,49
SAUDI ARABIA	510.910	1.190.120	132,94	2.609.314	10.321.164	295,55
ISRAEL	46.350	14.425	-68,88	227.209	46.864	-79,37
KUWAIT	10.500	42.000	300,00	61.848	365.861	491,55
JORDAN	83.000	180.230	117,14	116.804	339.524	190,68
LEBANON	5.930	5.000	-15,68	18.275	39.600	116,69
YEMEN	30.000	10.700	-64,33	175.830	96.835	-44,93
OMAN	29.500	20.000	-32,20	147.228	180.900	22,87
SYRIA ARAB REPUBLIC	40.020	-	-100,00	14.207	-	-100,00
TURKEY	73.240	43.010	-41,28	230.428	94.563	-58,96
UNITED ARAB EMIRATES	1.503.173	878.511	-41,56	8.067.778	6.486.542	-19,60
QATAR	11.300	18.000	59,29	48.050	116.100	141,62
BAHRAIN	-	18.000	-	-	150.720	-
EGYPT	163.100	75.900	-53,46	393.874	412.214	4,66
LIBYAN ARAB JAMAHIRIYA	37.000	3.000	-91,89	160.435	18.900	-88,22
MOROCCO	49.210	50.920	3,47	234.685	310.419	32,27
TUNISIA	10.000	10.000	0,00	47.000	15.000	-68,09
ALGERIA	57.000	-	-100,00	252.650	-	-100,00
SUDAN	100.780	24.500	-75,69	415.230	117.600	-71,68
ETHIOPIA	21.500	-	-100,00	58.050	-	-100,00
KENYA	23.500	-	-100,00	121.400	-	-100,00
TOGO	994	-	-100,00	5.666	-	-100,00
GHANA	-	12.000	-	-	95.750	-
NIGERIA	-	26.000	-	-	218.764	-
SENEGAL	545	-	-100,00	1.987	-	-100,00
DJIBOUTI	160.620	-	-100,00	673.824	-	-100,00
SOUTH AFRICA	9.000	10.000	11,11	5.175	18.464	256,79
MAURITIUS	-	200	-	-	1.920	-
AUSTRALIA	14.000	10.419	-25,58	89.514	92.457	3,29
NEW ZEALAND	1.000	-	-100,00	6.250	-	-100,00
UNITED STATES	189.338	281.652	48,76	1.120.808	2.303.418	105,51
CANADA	42.796	19.875	-53,56	146.691	164.247	11,97
MEXICO	-	65.325	-	-	274.367	-
CHILE	11.000	-	-100,00	48.600	-	-100,00
ARGENTINA	5.800	23.000	296,55	16.693	47.953	187,27
BRAZIL	19.950	23.700	18,80	139.451	190.074	36,30
ECUADOR	-	12.000	-	-	101.400	-
PERU	156.270	75.500	-51,69	858.835	615.960	-28,28
DOMINICAN REPUBLIC	64.000	38.000	-40,63	312.850	321.350	2,72
HAITI	104.325	71.000	-31,94	523.409	595.475	13,77
UNITED KINGDOM	59.000	17.200	-70,85	317.127	168.368	-46,91
NETHERLANDS	331.010	32.581	-90,16	682.231	75.240	-88,97
FRANCE	56.986	40.001	-29,81	342.212	248.582	-27,36
GERMANY, FED. REP. OF	56.500	8.001	-85,84	146.324	28.412	-80,58
BELGIUM	3.200	-	-100,00	18.038	-	-100,00
DENMARK	480	-	-100,00	2.382	-	-100,00
ITALY	8.850	3.000	-66,10	24.597	11.834	-51,89
SPAIN	41.725	-	-100,00	134.318	-	-100,00
ROMANIA	-	3.000	-	-	18.950	-
KAZAKHSTAN	5.000	7.500	50,00	33.750	62.795	86,06
UKRAINE	14.160	-	-100,00	65.977	-	-100,00
ESTONIA	10.000	10.000	0,00	75.850	108.800	43,44
GEORGIA	-	10.520	-	-	104.411	-
SLOVAKIA	-	6.000	-	-	70.714	-
RUSSIA FEDERATION	51.000	37.005	-27,44	302.053	344.850	14,17
LADA LAINNYA	**2.121.653**	**1.300.006**	**-38,73**	**10.815.328**	**5.328.448**	**-50,73**
JAPAN	1.000	3.502	250,20	21.750	69.146	217,91
HONG KONG	50	50	0,00	298	348	16,95
KOREA, REPUBLIC OF	2.808	2.832	0,85	17.094	22.609	32,26
TAIWAN	1.000	-	-100,00	5.000	-	-100,00
CHINA	445.360	882.930	98,25	1.803.499	2.996.041	66,12

https://www.bps.go.id

TABEL 6. PERKEMBANGAN EKSPOR INDONESIA MENURUT KOMODITI DAN NEGARA TUJUAN
JANUARI - JUNI 2021 DAN 2022

KOMODITI / NEGARA TUJUAN	BERAT BERSIH (KG)		PERUB	NILAI FOB (US $)		PERUB
	JAN-JUN 2021	JAN-JUN 2022	%	JAN-JUN 2021	JAN-JUN 2022	%
(1)	(2)	(3)	(4)	(5)	(6)	(7)
THAILAND	1	-	-100,00	1	-	-100,00
SINGAPORE	4.982	1.934	-61,19	15.584	3.433	-77,97
MALAYSIA	3.580	7.865	119,69	18.204	17.578	-3,44
NEPAL	172.260	-	-100,00	909.516	-	-100,00
VIET NAM	183.800	-	-100,00	777.820	-	-100,00
INDIA	1.181.325	275.387	-76,69	6.552.313	1.549.895	-76,35
PAKISTAN	52.430	53.200	1,47	190.702	134.406	-29,52
BANGLADESH	10.150	4.850	-52,22	79.600	4.540	-94,30
ISRAEL	500	3.000	500,00	2.582	18.567	619,02
JORDAN	-	1.000	-	-	6.000	-
LEBANON	-	2.000	-	-	8.000	-
UNITED ARAB EMIRATES	-	15.801	-	-	86.539	-
MOROCCO	28.000	6.000	-78,57	123.760	47.246	-61,82
DJIBOUTI	24.000	27.850	16,04	99.096	164.259	65,76
EAST TIMOR	100	200	100,00	20	130	550,00
UNITED STATES	651	-	-100,00	9.834	-	-100,00
CANADA	200	-	-100,00	5.025	-	-100,00
FRANCE	122	1.500	1.125,49	868	25.576	2.847,30
GERMANY, FED. REP. OF	9.034	9.104	0,77	181.007	167.487	-7,47
SWITZERLAND	-	1	-	-	48	-
ITALY	300	1.000	233,33	1.754	6.600	276,25
TEH	**2.061.891**	**2.389.471**	**15,89**	**4.348.397**	**4.416.142**	**1,56**
JAPAN	3.633	193	-94,68	30.518	2.352	-92,29
HONG KONG	1.808	1.041	-42,41	8.684	1.451	-83,29
KOREA, REPUBLIC OF	12	-	-100,00	1	-	-100,00
TAIWAN	267.704	245.647	-8,24	537.807	472.208	-12,20
CHINA	7	21.080	324.210,77	427	21.344	4.904,01
PAPUA NEW GUINEA	172	192	11,63	666	808	21,26
THAILAND	26.950	18.900	-29,87	79.468	56.935	-28,35
SINGAPORE	3.426	129	-96,23	14.150	1.824	-87,11
MALAYSIA	20.587	46.516	125,95	38.245	85.237	122,87
BRUNEI DARUSSALAM	190	-	-100,00	345	-	-100,00
VIET NAM	12.950	-	-100,00	38.259	-	-100,00
INDIA	213.000	-	-100,00	285.420	-	-100,00
PAKISTAN	75.100	49.000	-34,75	184.900	119.297	-35,48
AFGHANISTAN	94.000	-	-100,00	221.240	-	-100,00
KUWAIT	3	-	-100,00	19	-	-100,00
UNITED ARAB EMIRATES	111.088	264.209	137,84	235.480	553.267	134,95
EGYPT	60.000	40.000	-33,33	132.000	84.800	-35,76
MOROCCO	324	-	-100,00	5.003	-	-100,00
KENYA	25.050	24.140	-3,63	71.044	55.867	-21,36
SENEGAL	74	14	-81,52	621	213	-65,62
UGANDA	-	6	-	-	3	-
MAURITIUS	19	-	-100,00	1.492	-	-100,00
AUSTRALIA	895	1.200	34,04	8.010	5.018	-37,36
EAST TIMOR	1.688	168.325	9.871,89	4.281	69.625	1.526,45
UNITED STATES	80.500	64.476	-19,91	165.830	165.897	0,04
CANADA	-	300	-	-	306	-
SURINAME	3.340	2.940	-11,98	15.335	15.625	1,89
PERU	21.000	64.000	204,76	48.700	152.400	212,94
NETHERLANDS	207.000	-	-100,00	492.360	-	-100,00
FRANCE	156	-	-100,00	10.168	-	-100,00
GERMANY, FED. REP. OF	442.450	777.450	75,71	681.558	1.046.002	53,47
BELGIUM	1.100	1.650	50,00	4.353	6.219	42,88
SWITZERLAND	-	8	-	-	938	-
ITALY	-	9.034	-	-	33.241	-
SPAIN	21.266	10.021	-52,88	80.220	28.000	-65,10
POLAND	202.000	455.000	125,25	515.415	1.079.585	109,46
TURKMENISTAN	3.000	-	-100,00	6.150	-	-100,00
UKRAINE	16.400	11.000	-32,93	41.750	23.320	-44,14
RUSSIA FEDERATION	145.000	113.000	-22,07	388.480	334.360	-13,93
KARET ALAM	**1.271.119**	**1.226.760**	**-3,49**	**2.590.869**	**2.262.917**	**-12,66**
JAPAN	-	10	-	-	20.000	-
CHINA	1.031	42	-95,95	2.917	697	-76,11
THAILAND	42	40	-5,66	620	650	4,84
SINGAPORE	9	-	-100,00	55	-	-100,00
VIET NAM	652.500	477.000	-26,90	1.632.000	1.287.020	-21,14
INDIA	-	126.000	-	-	160.920	-
TURKEY	144.500	129.000	-10,73	221.025	161.250	-27,04
EAST TIMOR	36	24	-33,49	6	15	167,86
UNITED STATES	-	144	-	-	265	-
BRAZIL	258.000	387.000	50,00	394.525	499.660	26,65
NETHERLANDS	1	-	-100,00	21	-	-100,00
BELGIUM	107.500	64.500	-40,00	177.375	78.690	-55,64
ITALY	107.500	-	-100,00	162.325	-	-100,00
SLOVENIA	-	43.000	-	-	53.750	-
TANAMAN TAHUNAN LAINNYA	**135.279**	**42.148**	**-68,84**	**641.542**	**429.113**	**-33,11**
JAPAN	12.920	1.640	-87,31	53.389	50.952	-4,57
HONG KONG	2.845	140	-95,08	2.955	98	-96,68
CHINA	59.203	-	-100,00	140.973	-	-100,00

https://www.bps.go.id

TABEL 6. PERKEMBANGAN EKSPOR INDONESIA MENURUT KOMODITI DAN NEGARA TUJUAN
JANUARI - JUNI 2021 DAN 2022

KOMODITI / NEGARA TUJUAN	BERAT BERSIH (KG)		PERUB	NILAI FOB (US $)		PERUB
	JAN-JUN 2021	JAN-JUN 2022	%	JAN-JUN 2021	JAN-JUN 2022	%
(1)	(2)	(3)	(4)	(5)	(6)	(7)
SINGAPORE	39.592	15.501	-60,85	85.632	42.856	-49,95
MALAYSIA	5.999	9.621	60,38	2.465	4.918	99,52
SAUDI ARABIA	8.085	6.047	-25,21	41.260	2.981	-92,77
QATAR	795	371	-53,30	2.454	3.710	51,14
SOUTH AFRICA	10	-	-100,00	45	-	-100,00
EAST TIMOR	-	370	-	-	60	-
UNITED STATES	1.271	864	-32,00	226.602	175.385	-22,60
UNITED KINGDOM	20	-	-100,00	423	-	-100,00
NETHERLANDS	4.514	7.594	68,23	85.163	148.153	73,96
ITALY	25	-	-100,00	182	-	-100,00
BUAH-BUAHAN TAHUNAN	**450.167.585**	**417.576.579**	**-7,24**	**171.856.115**	**148.438.822**	**-13,63**
JAPAN	1.972.999	1.614.148	-18,19	1.172.089	779.408	-33,50
HONG KONG	3.814.160	1.274.787	-66,58	12.168.609	3.648.063	-70,02
KOREA, REPUBLIC OF	1.192.127	38.736	-96,75	710.718	90.008	-87,34
TAIWAN	54.356	62.349	14,71	174.947	137.548	-21,38
CHINA	174.477.254	182.699.384	4,71	59.390.132	67.292.557	13,31
THAILAND	59.510.797	65.587.886	10,21	20.060.832	19.655.766	-2,02
SINGAPORE	2.517.280	4.261.455	69,29	1.877.763	2.979.487	58,67
PHILIPPINES	744	160.014	21.407,25	4.135	83.964	1.930,43
MALAYSIA	151.326.520	149.280.506	-1,35	41.040.604	39.699.847	-3,27
CAMBODIA	54.762	118.378	116,17	37.566	115.747	208,11
BRUNEI DARUSSALAM	12.936	100	-99,23	24.994	29	-99,88
NEPAL	-	342.000	-	-	557.465	-
VIET NAM	42.334.397	4.334.600	-89,76	19.646.491	2.725.589	-86,13
MALDIVES	-	22.126	-	-	16.321	-
INDIA	5.502.172	1.798.231	-67,32	7.782.301	3.074.103	-60,50
PAKISTAN	43.035	62.180	44,49	18.470	26.426	43,08
BANGLADESH	959.550	369.000	-61,54	1.852.953	675.575	-63,54
IRAN (ISLAMIC REPUBLIC OF)	-	316.000	-	-	427.220	-
SAUDI ARABIA	1.097.185	677.170	-38,28	732.295	548.136	-25,15
ISRAEL	25.912	110	-99,58	21.572	650	-96,99
KUWAIT	49.099	23.407	-52,33	130.509	112.896	-13,50
JORDAN	83.000	403.330	385,94	35.400	463.987	1.210,70
LEBANON	73.760	94.894	28,65	71.150	97.120	36,50
OMAN	950.688	378.499	-60,19	505.404	222.358	-56,00
TURKEY	18.200	-	-100,00	23.205	-	-100,00
UNITED ARAB EMIRATES	2.249.712	2.643.572	17,51	1.638.768	2.205.580	34,59
QATAR	888.465	199.267	-77,57	557.276	189.304	-66,03
BAHRAIN	51.830	38.311	-26,08	35.412	43.102	21,72
EGYPT	26.000	13.900	-46,54	13.000	6.990	-46,23
GHANA	167	-	-100,00	1.943	-	-100,00
LIBERIA	530	-	-100,00	59.000	-	-100,00
CAMEROON	252	252	0,00	36.864	37.620	2,05
NIGERIA	-	1.660	-	-	304.000	-
SENEGAL	100	-	-100,00	297	-	-100,00
SOUTH AFRICA	5.535	-	-100,00	13.561	-	-100,00
AUSTRALIA	137.107	60.636	-55,78	130.015	54.075	-58,41
NEW ZEALAND	-	325	-	-	2.291	-
SOLOMON ISLANDS	360	-	-100,00	3.000	-	-100,00
TONGA	240	-	-100,00	2.000	-	-100,00
EAST TIMOR	34.881	49.966	43,25	25.671	43.716	70,29
UNITED STATES	38.703	24.497	-36,70	72.886	85.379	17,14
CANADA	25.277	2.225	-91,20	67.174	25.199	-62,49
GUATEMALA	-	23.368	-	-	49.713	-
HONDURAS	-	19.165	-	-	196.015	-
BRAZIL	100.860	-	-100,00	57.418	-	-100,00
COLOMBIA	-	429	-	-	64.000	-
URUGUAY	25.500	-	-100,00	17.850	-	-100,00
PERU	-	1.365	-	-	182.560	-
PUERTO RICO	-	7.344	-	-	18.522	-
DOMINICAN REPUBLIC	-	100.000	-	-	92.500	-
FRENCH POLYNESIA	10	-	-100,00	32	-	-100,00
UNITED KINGDOM	68.799	9.003	-86,91	115.340	117.910	2,23
NETHERLANDS	87.313	314.646	260,37	457.003	739.574	61,83
FRANCE	97.755	59.309	-39,33	586.142	362.021	-38,24
GERMANY, FED. REP. OF	15.771	21.282	34,95	62.399	67.362	7,95
BELGIUM	75.000	18.006	-75,99	75.000	35.056	-53,26
SWITZERLAND	1.684	2.058	22,18	22.005	28.911	31,38
ITALY	1.007	1.878	86,49	2.027	4.449	119,54
SPAIN	89.166	-	-100,00	90.502	-	-100,00
GREECE	-	18.000	-	-	35.000	-
HUNGARY	150	25	-83,33	378	62	-83,73
ROMANIA	25	-	-100,00	75	-	-100,00
UKRAINE	34.200	-	-100,00	45.453	-	-100,00
SLOVAKIA	-	15.000	-	-	10.950	-
CZECH REPUBLIC	2.937	11.548	293,27	11.372	6.504	-42,80
RUSSIA FEDERATION	37.318	253	-99,32	174.113	188	-99,89
TANAMAN HIAS	**1.031.476**	**1.086.168**	**5,30**	**979.738**	**1.347.603**	**37,55**
JAPAN	677.413	700.514	3,41	823.772	1.130.014	37,18
TAIWAN	55.385	39.600	-28,50	52.813	38.270	-27,54
SINGAPORE	991	3.684	271,75	1.285	49.970	3.787,45

https://www.bps.go.id

TABEL 6. PERKEMBANGAN EKSPOR INDONESIA MENURUT KOMODITI DAN NEGARA TUJUAN
JANUARI - JUNI 2021 DAN 2022

KOMODITI / NEGARA TUJUAN	BERAT BERSIH (KG)		PERUB	NILAI FOB (US $)		PERUB
	JAN-JUN 2021	JAN-JUN 2022	%	JAN-JUN 2021	JAN-JUN 2022	%
(1)	(2)	(3)	(4)	(5)	(6)	(7)
MALAYSIA	291.660	341.535	17,10	28.192	81.950	190,69
QATAR	403	110	-72,70	822	377	-54,08
AUSTRALIA	5.325	225	-95,77	72.482	4.021	-94,45
FRANCE	-	500	-	-	43.000	-
RUSSIA FEDERATION	300	-	-100,00	372	-	-100,00
TANAMAN HORTIKULTURA LAINNYA	**1.862.128**	**1.739.259**	**-6,60**	**6.931.965**	**8.067.336**	**16,38**
JAPAN	22.038	38.636	75,32	208.007	451.052	116,84
HONG KONG	4.595	2.466	-46,32	66.060	12.674	-80,81
KOREA, REPUBLIC OF	1.280.570	1.111.973	-13,17	841.803	646.775	-23,17
TAIWAN	35.086	4.948	-85,90	60.807	23.674	-61,07
CHINA	218.832	314.501	43,72	154.714	102.263	-33,90
MACAU	-	5	-	-	50	-
THAILAND	1.733	6.708	287,00	74.801	80.866	8,11
SINGAPORE	78.595	45.252	-42,42	1.890.380	1.520.721	-19,55
PHILIPPINES	84	164	94,71	84.099	23.041	-72,60
MALAYSIA	23.871	44	-99,81	26.314	1.775	-93,26
MYANMAR	10.021	-	-100,00	10.021	-	-100,00
CAMBODIA	5	222	4.340,00	375	21.270	5.572,00
BRUNEI DARUSSALAM	-	11	-	-	11.862	-
NEPAL	-	12	-	-	4.880	-
VIET NAM	27.704	738	-97,34	44.612	9.715	-78,22
MALDIVES	22	6	-75,00	432	750	73,80
INDIA	-	25	-	-	22.724	-
BANGLADESH	18	-	-100,00	3.000	-	-100,00
IRAQ	181	120	-33,70	1.293	2.311	78,70
IRAN (ISLAMIC REPUBLIC OF)	10	-	-100,00	100	-	-100,00
SAUDI ARABIA	1.285	-	-100,00	3.436	-	-100,00
KUWAIT	6.134	20.210	229,48	19.371	8.106	-58,16
JORDAN	116	-	-100,00	854	-	-100,00
LEBANON	-	9	-	-	684	-
OMAN	50	40	-20,80	160	720	350,16
TURKEY	10	163	1.525,00	583	3.267	460,60
UNITED ARAB EMIRATES	5.174	15	-99,71	18.592	525	-97,18
QATAR	7.661	2.976	-61,15	22.438	22.167	-1,21
BAHRAIN	160	-	-100,00	512	-	-100,00
CYPRUS	39	-	-100,00	1.202	-	-100,00
TANZANIA, UNITED REP. OF	12	-	-100,00	968	-	-100,00
KENYA	72	-	-100,00	9.527	-	-100,00
GHANA	-	25	-	-	627	-
NIGERIA	-	42	-	-	215	-
COTE D'IVOIRE	-	15	-	-	1.482	-
SOUTH AFRICA	568	686	20,79	48.191	33.759	-29,95
ZAMBIA	-	25	-	-	2.400	-
MAURITIUS	40	100	150,00	3.755	1.200	-68,04
AUSTRALIA	5.275	4.187	-20,62	440.042	342.152	-22,25
NEW ZEALAND	265	12	-95,46	34.602	4.431	-87,19
EAST TIMOR	175	-	-100,00	406	-	-100,00
UNITED STATES	47.202	62.647	32,72	867.181	1.593.025	83,70
CANADA	5.836	8.989	54,02	266.560	218.976	-17,85
SURINAME	-	4	-	-	218	-
CHILE	-	1.001	-	-	151.982	-
BARBADOS	-	4	-	-	231	-
UNITED KINGDOM	1.332	584	-56,12	29.837	19.821	-33,57
NETHERLANDS	59.824	88.429	47,82	1.376.065	2.524.181	83,43
FRANCE	24	37	52,08	1.516	1.290	-14,91
GERMANY, FED. REP. OF	5.399	6.381	18,20	166.559	85.791	-48,49
AUSTRIA	8	-	-100,00	7.076	-	-100,00
BELGIUM	309	73	-76,41	50.003	16.225	-67,55
SWITZERLAND	-	41	-	-	637	-
NORWAY	-	22	-	-	1.229	-
ITALY	415	5.296	1.176,22	947	18.745	1.879,97
SPAIN	338	363	7,54	6.648	5.405	-18,70
POLAND	452	9.973	2.108,77	35.406	41.855	18,22
KAZAKHSTAN	-	10	-	-	870	-
CROATIA	10	-	-100,00	1.832	-	-100,00
CZECH REPUBLIC	10.397	581	-94,42	40.371	17.243	-57,29
RUSSIA FEDERATION	185	491	166,12	10.509	11.474	9,18
SARANG BURUNG	**790.202**	**689.852**	**-12,70**	**283.415.224**	**312.739.141**	**10,35**
JAPAN	27	72	169,81	3.250	37.727	1.060,71
HONG KONG	527.053	330.692	-37,26	54.432.016	37.388.414	-31,31
KOREA, REPUBLIC OF	0	0	125,00	115	265	130,43
TAIWAN	15.499	5.246	-66,16	1.910.824	677.492	-64,54
CHINA	125.634	145.946	16,17	194.482.530	201.555.088	3,64
MONGOLIA	1	-	-100,00	150	-	-100,00
MACAU	-	6.277	-	-	213.156	-
THAILAND	636	204	-67,93	525.854	163.858	-68,84
SINGAPORE	42.251	26.214	-37,96	13.620.385	10.085.563	-25,95
PHILIPPINES	-	1	-	-	400	-
MALAYSIA	22.278	29.431	32,11	1.562.757	1.759.901	12,62
CAMBODIA	-	3	-	-	165	-
LAO PEOPLE'S DEM. REP.	-	544	-	-	16.320	-

https://www.bps.go.id

TABEL 6. PERKEMBANGAN EKSPOR INDONESIA MENURUT KOMODITI DAN NEGARA TUJUAN
JANUARI - JUNI 2021 DAN 2022

KOMODITI / NEGARA TUJUAN	BERAT BERSIH (KG)		PERUB	NILAI FOB (US $)		PERUB
	JAN-JUN 2021	JAN-JUN 2022	%	JAN-JUN 2021	JAN-JUN 2022	%
(1)	(2)	(3)	(4)	(5)	(6)	(7)
NEPAL	-	3	-	-	1.050	-
VIET NAM	37.940	125.439	230,62	2.736.172	45.900.550	1.577,55
UNITED ARAB EMIRATES	10	33	231,00	2.600	3.120	20,00
SAINT HELENA	-	9	-	-	900	-
AUSTRALIA	1.116	1.346	20,63	1.585.482	1.445.808	-8,81
UNITED STATES	16.535	17.101	3,42	11.670.897	12.714.679	8,94
CANADA	1.009	1.123	11,28	753.852	688.438	-8,68
FRANCE	212	169	-20,16	128.241	86.247	-32,75
AUSTRIA	1	-	-100,00	100	-	-100,00
BABI	**12.705.085**	**12.105.117**	**-4,72**	**28.500.710**	**25.636.587**	**-10,05**
SINGAPORE	12.705.085	12.105.117	-4,72	28.500.710	25.636.587	-10,05
REPTIL	**80.539**	**91.558**	**13,68**	**1.896.376**	**1.523.520**	**-19,66**
JAPAN	1.658	1.256	-24,27	359.804	322.832	-10,28
HONG KONG	712	68	-90,45	134.528	13.863	-89,70
KOREA, REPUBLIC OF	12.882	20.985	62,90	87.787	85.899	-2,15
TAIWAN	114	482	322,81	53.665	77.934	45,22
CHINA	-	316	-	-	22.563	-
MACAU	10	-	-100,00	10.000	-	-100,00
THAILAND	44	-	-100,00	10.911	-	-100,00
SINGAPORE	61.531	62.635	1,80	162.780	182.578	12,16
PHILIPPINES	-	5	-	-	750	-
MALAYSIA	40	15	-62,50	3.049	3.500	14,79
IRAQ	15	3	-80,00	1.200	30	-97,50
IRAN (ISLAMIC REPUBLIC OF)	10	-	-100,00	1.125	-	-100,00
SAUDI ARABIA	-	5	-	-	1.030	-
JORDAN	25	-	-100,00	330	-	-100,00
UNITED ARAB EMIRATES	-	2.340	-	-	40.993	-
BAHRAIN	25	95	280,00	2.019	8.504	321,20
MAURITIUS	15	-	-100,00	1.173	-	-100,00
UNITED STATES	2.152	1.959	-8,99	778.995	590.996	-24,13
CANADA	71	-	-100,00	9.125	-	-100,00
UNITED KINGDOM	195	98	-49,74	52.009	12.246	-76,45
NETHERLANDS	67	-	-100,00	5.680	-	-100,00
FRANCE	57	146	156,14	44.490	23.836	-46,43
GERMANY, FED. REP. OF	333	362	8,56	103.994	42.181	-59,44
ITALY	308	430	39,61	6.147	6.379	3,77
CZECH REPUBLIC	275	360	30,91	67.565	87.407	29,37
TERNAK LAINNYA	**541.459**	**436.999**	**-19,29**	**2.397.105**	**2.390.604**	**-0,27**
JAPAN	3.421	450	-86,84	111.735	28.305	-74,67
HONG KONG	43.515	1.811	-95,84	185.559	4.818	-97,40
KOREA, REPUBLIC OF	329	624	90,08	23.383	83.220	255,90
TAIWAN	232	3.402	1.366,58	1.048	21.530	1.954,40
CHINA	108	6	-94,24	3.139	181	-94,23
THAILAND	166	744	348,19	1.330	3.909	193,98
SINGAPORE	71.629	32.452	-54,69	334.027	881.579	163,92
PHILIPPINES	2.719	424	-84,41	13.189	2.467	-81,30
MALAYSIA	376.851	278.749	-26,03	1.071.946	573.708	-46,48
MYANMAR	26.076	28.905	10,85	468.810	522.646	11,48
CAMBODIA	49	-	-100,00	2.350	-	-100,00
BRUNEI DARUSSALAM	417	892	113,65	4.722	6.612	40,01
NEPAL	-	50	-	-	350	-
VIET NAM	707	46	-93,49	2.913	372	-87,23
INDIA	107	20	-81,31	357	50	-85,99
PAKISTAN	2.000	-	-100,00	12.800	-	-100,00
BANGLADESH	1.048	6	-99,43	8.900	1.116	-87,47
IRAQ	5	-	-100,00	2.500	-	-100,00
SAUDI ARABIA	-	235	-	-	710	-
KUWAIT	256	6	-97,66	2.219	68	-96,93
JORDAN	15	-	-100,00	900	-	-100,00
UNITED ARAB EMIRATES	81	1.682	1.976,54	1.000	8.305	730,50
QATAR	25	2	-91,28	255	26	-89,98
BAHRAIN	15	-	-100,00	126	-	-100,00
CYPRUS	-	23	-	-	250	-
EGYPT	40	-	-100,00	75	-	-100,00
EQUATORIAL GUINEA	157	-	-100,00	967	-	-100,00
COTE D'IVOIRE	-	1.750	-	-	370	-
SENEGAL	750	18.000	2.300,00	710	20.160	2.739,44
SOUTH AFRICA	28	63	125,00	313	597	90,63
EAST TIMOR	8.309	65.498	688,25	105.457	174.607	65,57
UNITED STATES	933	377	-59,55	11.907	10.068	-15,44
CANADA	44	17	-60,77	1.036	355	-65,72
MEXICO	78	12	-84,62	350	400	14,29
COLOMBIA	19	-	-100,00	100	-	-100,00
CAPE VERDE	20	-	-100,00	210	-	-100,00
UNITED KINGDOM	582	265	-54,46	5.134	29.164	468,09
NETHERLANDS	150	69	-54,00	4.416	1.536	-65,22
FRANCE	81	66	-18,01	774	2.640	241,24
GERMANY, FED. REP. OF	30	101	236,67	100	1.376	1.275,94
AUSTRIA	25	-	-100,00	104	-	-100,00
BELGIUM	20	5	-75,00	178	233	31,52

https://www.bps.go.id

TABEL 6. PERKEMBANGAN EKSPOR INDONESIA MENURUT KOMODITI DAN NEGARA TUJUAN
JANUARI - JUNI 2021 DAN 2022

KOMODITI / NEGARA TUJUAN	BERAT BERSIH (KG)		PERUB	NILAI FOB (US $)		PERUB
	JAN-JUN 2021	JAN-JUN 2022	%	JAN-JUN 2021	JAN-JUN 2022	%
(1)	(2)	(3)	(4)	(5)	(6)	(7)
DENMARK	-	3	-	-	39	-
IRELAND	4	-	-100,00	144	-	-100,00
ITALY	101	110	8,91	4.590	4.262	-7,15
SPAIN	215	75	-64,83	1.330	1.248	-6,10
GREECE	-	3	-	-	77	-
KAZAKHSTAN	-	3	-	-	100	-
CZECH REPUBLIC	13	21	61,54	5.400	2.005	-62,87
RUSSIA FEDERATION	92	30	-67,39	605	1.148	89,67
SATWA LIAR	**2.576**	**3.693**	**43,36**	**539.717**	**541.673**	**0,36**
JAPAN	950	1.021	7,48	29.217	14.073	-51,83
MALAYSIA	14	-	-100,00	18.000	-	-100,00
PAKISTAN	-	48	-	-	5.480	-
BANGLADESH	924	96	-89,60	269.300	40.800	-84,85
AFGHANISTAN	98	-	-100,00	23.000	-	-100,00
IRAQ	43	24	-44,19	3.000	17.200	473,33
KUWAIT	-	70	-	-	5.670	-
LEBANON	214	277	29,44	77.200	152.450	97,47
UNITED STATES	334	2.157	546,58	120.000	306.000	155,00
GAHARU	**770.714**	**820.983**	**6,52**	**7.146.962**	**8.123.815**	**13,67**
JAPAN	7	-	-100,00	700	-	-100,00
HONG KONG	2.516	-	-100,00	17.482	-	-100,00
KOREA, REPUBLIC OF	31.620	56.109	77,45	278.620	989.082	254,99
TAIWAN	4.670	242	-94,82	260.419	6.510	-97,50
CHINA	67.000	77.000	14,93	68.880	96.980	40,80
THAILAND	-	159	-	-	3.945	-
SINGAPORE	40.578	59.257	46,03	675.579	773.031	14,43
MALAYSIA	2	190	9.400,00	200	17.850	8.825,00
BRUNEI DARUSSALAM	-	2	-	-	200	-
VIET NAM	300	1.529	409,67	1.500	22.935	1.429,00
INDIA	5.900	5.859	-0,69	5.900	77.276	1.209,77
PAKISTAN	-	19.500	-	-	23.400	-
SAUDI ARABIA	270.180	249.312	-7,72	4.683.872	3.904.425	-16,64
KUWAIT	9.006	10.085	11,98	132.290	188.788	42,71
YEMEN	2	-	-100,00	200	-	-100,00
OMAN	99	1.050	960,61	5.235	11.000	110,12
UNITED ARAB EMIRATES	110.493	167.388	51,49	463.943	1.565.108	237,35
QATAR	2.753	1.716	-37,66	122.605	48.621	-60,34
BAHRAIN	1.502	1.016	-32,36	117.200	84.600	-27,82
LIBYAN ARAB JAMAHIRIYA	40.000	19.500	-51,25	29.000	23.400	-19,31
MOROCCO	8	213	2.556,25	480	3.460	620,83
TUNISIA	-	17.450	-	-	58.290	-
SUDAN	67.000	58.000	-13,43	102.975	69.600	-32,41
NIGERIA	97.500	75.400	-22,67	150.432	154.714	2,85
BENIN	19.500	-	-100,00	23.400	-	-100,00
AUSTRALIA	-	2	-	-	200	-
UNITED STATES	67	1	-98,51	4.950	100	-97,98
UNITED KINGDOM	4	1	-75,00	400	100	-75,00
FRANCE	-	2	-	-	200	-
GERMANY, FED. REP. OF	3	-	-100,00	300	-	-100,00
LUXEMBOURG	4	-	-100,00	400	-	-100,00
BAMBU	**1.469.782**	**1.014.004**	**-31,01**	**1.465.334**	**750.018**	**-48,82**
JAPAN	82	447	445,01	105	3.431	3.168,09
HONG KONG	1.725	-	-100,00	10.225	-	-100,00
TAIWAN	-	1.067	-	-	1.045	-
CHINA	24	659	2.696,01	415	2.102	406,06
SINGAPORE	10.666	24.227	127,14	13.599	6.877	-49,43
PHILIPPINES	197	-	-100,00	103	-	-100,00
MALDIVES	72.819	34.250	-52,97	53.335	9.377	-82,42
SRI LANKA	54.369	-	-100,00	148.449	-	-100,00
SAUDI ARABIA	143.696	96.980	-32,51	33.024	28.700	-13,10
ISRAEL	240	240	0,00	1.800	309	-82,82
KUWAIT	-	9.176	-	-	3.325	-
OMAN	76.939	46.425	-39,66	13.347	10.683	-19,96
UNITED ARAB EMIRATES	55.736	56.950	2,18	346.655	15.442	-95,55
AUSTRALIA	691.038	494.776	-28,40	576.132	435.440	-24,42
NEW CALEDONIA	5.120	-	-100,00	4.727	-	-100,00
UNITED STATES	140.827	93.841	-33,36	103.226	46.767	-54,69
CANADA	14	-	-100,00	440	-	-100,00
NETHERLANDS ANTILLES	15	-	-100,00	13	-	-100,00
UNITED KINGDOM	11.200	20.019	78,74	23.611	30.316	28,40
NETHERLANDS	69.752	1.194	-98,29	11.643	2.314	-80,12
FRANCE	24.721	61.002	146,76	29.392	63.228	115,12
GERMANY, FED. REP. OF	39.251	11.283	-71,25	36.848	9.614	-73,91
BELGIUM	41.534	19.676	-52,63	25.108	13.776	-45,13
DENMARK	-	11.450	-	-	9.615	-
SWEDEN	1.495	2.256	50,90	575	910	58,22
ITALY	15.846	18.621	17,51	23.635	42.033	77,84
SPAIN	6.037	4.601	-23,79	3.160	7.415	134,66
PORTUGAL	-	149	-	-	128	-
GREECE	6.439	200	-96,89	5.766	1.000	-82,66

https://www.bps.go.id

TABEL 6. PERKEMBANGAN EKSPOR INDONESIA MENURUT KOMODITI DAN NEGARA TUJUAN
JANUARI - JUNI 2021 DAN 2022

KOMODITI / NEGARA TUJUAN	BERAT BERSIH (KG)		PERUB	NILAI FOB (US $)		PERUB
	JAN-JUN 2021	JAN-JUN 2022	%	JAN-JUN 2021	JAN-JUN 2022	%
(1)	(2)	(3)	(4)	(5)	(6)	(7)
BULGARIA	-	1.024	-	-	398	-
CZECH REPUBLIC	-	3.493	-	-	5.775	-
HASIL HUTAN LAINNYA	**87.216**	**64.865**	**-25,63**	**705.803**	**522.055**	**-26,03**
TAIWAN	333	2.953	786,79	4.995	147.650	2.855,96
CHINA	40.672	31.600	-22,31	321.135	309.201	-3,72
SINGAPORE	11.202	7.208	-35,65	7.593	8.438	11,14
INDIA	5.990	-	-100,00	359.320	-	-100,00
PAKISTAN	28.020	-	-100,00	8.406	-	-100,00
SAUDI ARABIA	-	2.667	-	-	5.334	-
UNITED ARAB EMIRATES	-	20.000	-	-	49.000	-
SUDAN	685	431	-37,08	3.475	2.155	-37,99
UNITED STATES	-	6	-	-	277	-
GERMANY, FED. REP. OF	314	-	-100,00	879	-	-100,00
KAYU BAKAR	**128.354**	**318.517**	**148,16**	**66.991**	**134.219**	**100,35**
JAPAN	-	5.581	-	-	24.092	-
CHINA	-	217.930	-	-	99.654	-
SINGAPORE	95.024	95.006	-0,02	10.582	10.473	-1,04
SAUDI ARABIA	27.000	-	-100,00	2.700	-	-100,00
SEYCHELLES	900	-	-100,00	189	-	-100,00
EAST TIMOR	25	-	-100,00	31	-	-100,00
ITALY	5.404	-	-100,00	53.488	-	-100,00
KAYU LAINNYA	**52**	**20**	**-61,54**	**136**	**100**	**-26,47**
SINGAPORE	40	-	-100,00	100	-	-100,00
UNITED ARAB EMIRATES	12	20	66,67	36	100	177,78
GETAH KARET DAN SEJENISNYA	**23.657.864**	**23.230.809**	**-1,81**	**30.861.563**	**35.721.936**	**15,75**
JAPAN	50.000	66.030	32,06	272.520	392.924	44,18
HONG KONG	305	20.030	6.467,21	27.150	62.150	128,91
KOREA, REPUBLIC OF	53.400	34.600	-35,21	123.217	129.640	5,21
TAIWAN	54.011	58.030	7,44	178.966	186.889	4,43
CHINA	2.541.153	1.590.567	-37,41	4.776.911	3.975.858	-16,77
THAILAND	132.301	194.396	46,93	443.912	599.714	35,10
SINGAPORE	584.562	531.399	-9,09	1.351.431	1.772.683	31,17
PHILIPPINES	95.300	80.900	-15,11	308.594	254.800	-17,43
MALAYSIA	568.813	521.973	-8,23	576.270	973.225	68,88
MYANMAR	38.400	-	-100,00	59.424	-	-100,00
LAO PEOPLE'S DEM. REP.	5.000	6.000	20,00	121.600	146.900	20,81
NEPAL	-	15.525	-	-	23.635	-
VIET NAM	4.076.281	4.743.678	16,37	5.123.423	6.470.555	26,29
INDIA	10.777.937	9.124.771	-15,34	10.105.658	11.520.362	14,00
PAKISTAN	739.093	867.060	17,31	498.307	595.331	19,47
BANGLADESH	1.519.215	2.617.676	72,30	963.466	1.711.192	77,61
SRI LANKA	532.990	372.710	-30,07	268.874	205.874	-23,43
IRAN (ISLAMIC REPUBLIC OF)	28.000	-	-100,00	34.000	-	-100,00
SAUDI ARABIA	589.580	663.170	12,48	892.512	1.561.747	74,98
YEMEN	28.920	15.040	-47,99	69.222	53.880	-22,16
OMAN	16.025	1.000	-93,76	54.550	500	-99,08
UNITED ARAB EMIRATES	269.856	413.536	53,24	412.469	445.789	8,08
QATAR	5.000	-	-100,00	6.250	-	-100,00
EGYPT	228.000	175.200	-23,16	796.745	664.408	-16,61
LIBYAN ARAB JAMAHIRIYA	16.000	10.010	-37,44	17.500	6.089	-65,21
MOROCCO	-	38.500	-	-	153.485	-
TUNISIA	64.720	78.165	20,77	90.140	154.690	71,61
SUDAN	37.020	61.205	65,33	24.971	163.600	555,16
ETHIOPIA	74.800	16.750	-77,61	227.300	70.100	-69,16
NIGERIA	-	5	-	-	178	-
DJIBOUTI	94.220	100.000	6,13	149.698	230.791	54,17
AUSTRALIA	275	450	63,64	823	14.712	1.688,69
NEW ZEALAND	600	-	-100,00	3.300	-	-100,00
EAST TIMOR	-	4	-	-	10	-
UNITED STATES	39.812	2.033	-94,89	153.664	3.980	-97,41
CANADA	2.000	-	-100,00	6.800	-	-100,00
MEXICO	-	1.000	-	-	6.000	-
BRAZIL	-	2.000	-	-	17.600	-
UNITED KINGDOM	18.000	24.000	33,33	497.700	663.600	33,33
NETHERLANDS	1.485	23.401	1.475,77	31.055	187.858	504,92
FRANCE	67.633	19.023	-71,87	361.417	155.978	-56,84
GERMANY, FED. REP. OF	116.205	102.708	-11,61	642.558	672.747	4,70
BELGIUM	45.000	-	-100,00	282.038	-	-100,00
SWITZERLAND	100	200	100,00	3.690	7.200	95,12
ITALY	123.842	77.720	-37,24	761.301	515.677	-32,26
SPAIN	20.000	10.000	-50,00	134.300	71.800	-46,54
PORTUGAL	2.010	532.345	26.384,83	7.839	810.465	10.238,88
GREECE	-	18.000	-	-	67.320	-
BAHAN ANYAMAN SELAIN BAMBU DAN ROTAN	**76.571**	**91.927**	**20,05**	**177.533**	**419.688**	**136,40**
JAPAN	291	205	-29,43	483	605	25,15
KOREA, REPUBLIC OF	-	450	-	-	1.000	-
CHINA	583	1.144	96,13	48.649	40.040	-17,70

https://www.bps.go.id

TABEL 6. PERKEMBANGAN EKSPOR INDONESIA MENURUT KOMODITI DAN NEGARA TUJUAN
JANUARI - JUNI 2021 DAN 2022

KOMODITI / NEGARA TUJUAN	BERAT BERSIH (KG)		PERUB	NILAI FOB (US $)		PERUB
	JAN-JUN 2021	JAN-JUN 2022	%	JAN-JUN 2021	JAN-JUN 2022	%
(1)	(2)	(3)	(4)	(5)	(6)	(7)
THAILAND	2.049	9.180	348,02	2.208	4.590	107,88
SINGAPORE	192	3.657	1.804,69	612	41.105	6.615,95
PHILIPPINES	43.511	23.400	-46,22	4.403	2.340	-46,85
MALAYSIA	11.494	4.124	-64,12	18.878	144.340	664,60
CAMBODIA	-	5.701	-	-	32.939	-
SRI LANKA	-	3.100	-	-	11.496	-
UNITED ARAB EMIRATES	5.955	12.525	110,33	3.000	3.736	24,53
TANZANIA, UNITED REP. OF	-	68	-	-	1.652	-
MAURITIUS	-	533	-	-	4.718	-
AUSTRALIA	553	74	-86,62	1.714	1.206	-29,65
NEW ZEALAND	76	-	-100,00	214	-	-100,00
UNITED STATES	6.398	16.160	152,59	40.526	40.427	-0,24
CANADA	391	-	-100,00	1.144	-	-100,00
ARGENTINA	3.700	5.050	36,49	42.975	72.315	68,27
BRAZIL	-	325	-	-	46	-
CAYMAN ISLANDS	383	160	-58,22	500	378	-24,44
UNITED KINGDOM	-	1.072	-	-	8.541	-
NETHERLANDS	92	-	-100,00	575	-	-100,00
FRANCE	40	388	870,00	75	1.891	2.420,95
BELGIUM	681	-	-100,00	9.810	-	-100,00
SPAIN	5	1.110	22.100,00	50	2.824	5.507,20
GREECE	72	-	-100,00	335	-	-100,00
ALBANIA	-	3.500	-	-	3.500	-
CZECH REPUBLIC	106	-	-100,00	1.383	-	-100,00
HASIL HUTAN BUKAN KAYU LAINNYA	**1.730.496.132**	**2.073.911.931**	**19,84**	**171.031.630**	**210.153.905**	**22,87**
JAPAN	1.522.109.972	1.756.402.730	15,39	149.188.514	173.226.794	16,11
KOREA, REPUBLIC OF	1.731.052	101.230.354	5.747,91	284.041	9.936.725	3.398,35
TAIWAN	155.811	162.216	4,11	28.054	31.587	12,59
CHINA	4.942.747	2.685.824	-45,66	932.257	657.099	-29,52
THAILAND	131.995.816	177.958.724	34,82	12.196.266	18.801.018	54,15
SINGAPORE	34.065.342	24.748.506	-27,35	3.337.216	2.246.141	-32,69
PHILIPPINES	-	4	-	-	136	-
MALAYSIA	19.743.718	131.443	-99,33	1.757.351	38.986	-97,78
CAMBODIA	4.000	-	-100,00	14.401	-	-100,00
NEPAL	-	312	-	-	312	-
VIET NAM	243.000	128.050	-47,30	41.040	37.812	-7,87
INDIA	347.100	752.079	116,67	519.883	2.857.611	449,66
PAKISTAN	4.228.595	3.677.560	-13,03	1.061.793	1.193.435	12,40
SRI LANKA	16.200	17.000	4,94	58.232	65.078	11,76
AFGHANISTAN	175.000	64.350	-63,23	66.060	25.097	-62,01
UNITED ARAB EMIRATES	-	1	-	-	20	-
EGYPT	23.400	-	-100,00	3.713	-	-100,00
SOUTH AFRICA	4.000	2.000	-50,00	17.920	8.982	-49,88
AUSTRALIA	-	48	-	-	75	-
NEW ZEALAND	2.000	2.000	0,00	8.952	8.841	-1,24
EAST TIMOR	-	581	-	-	767	-
UNITED STATES	388	525	35,24	3.923	9.450	140,91
PANAMA	10.579.136	-	-100,00	1.057.914	-	-100,00
UNITED KINGDOM	6.000	-	-100,00	25.022	-	-100,00
NETHERLANDS	-	13.000	-	-	43.349	-
FRANCE	6	-	-100,00	30	-	-100,00
GERMANY, FED. REP. OF	122.850	78.524	-36,08	429.050	294.068	-31,46
POLAND	-	5.856.100	-	-	670.523	-
IKAN SEGAR / DINGIN HASIL TANGKAP	**29.015.971**	**25.412.878**	**-12,42**	**63.669.205**	**53.965.388**	**-15,24**
JAPAN	1.655.901	762.342	-53,96	7.184.902	4.040.845	-43,76
HONG KONG	601.178	511.554	-14,91	1.519.711	1.677.757	10,40
KOREA, REPUBLIC OF	175	73.500	41.900,00	175	149.695	85.440,00
TAIWAN	1.021.608	710.359	-30,47	2.995.184	2.556.005	-14,66
CHINA	2.106.239	695.418	-66,98	7.008.376	2.200.000	-68,61
THAILAND	5.444	78.184	1.336,22	14.262	239.620	1.580,07
SINGAPORE	8.071.521	7.382.858	-8,53	20.020.509	16.745.839	-16,36
PHILIPPINES	28.842	-	-100,00	65.014	-	-100,00
MALAYSIA	15.272.216	14.955.388	-2,07	22.876.179	24.253.675	6,02
BRUNEI DARUSSALAM	-	139	-	-	5.894	-
VIET NAM	28.087	-	-100,00	75.716	-	-100,00
SRI LANKA	338	-	-100,00	314	-	-100,00
SAUDI ARABIA	52.510	52.984	0,90	161.570	211.876	31,14
UNITED ARAB EMIRATES	3.450	370	-89,27	5.670	1.546	-72,74
MAURITIUS	2.050	-	-100,00	4.100	-	-100,00
AUSTRALIA	145.786	101.842	-30,14	1.636.094	1.183.379	-27,67
COOK ISLANDS	100	-	-100,00	100	-	-100,00
UNITED STATES	20.186	71.760	255,49	100.408	625.719	523,18
CANADA	-	3.634	-	-	33.567	-
GUATEMALA	-	868	-	-	2.324	-
HONDURAS	340	-	-100,00	920	-	-100,00
ARUBA	-	3.006	-	-	7.304	-
NETHERLANDS	-	8.670	-	-	30.345	-
UDANG HASIL TANGKAP	**1.271.793**	**959.053**	**-24,59**	**12.484.293**	**13.073.824**	**4,72**
JAPAN	4.203	581	-86,18	27.600	4.642	-83,18
HONG KONG	128.710	74.827	-41,86	1.645.370	1.310.353	-20,36

https://www.bps.go.id

TABEL 6. PERKEMBANGAN EKSPOR INDONESIA MENURUT KOMODITI DAN NEGARA TUJUAN
JANUARI - JUNI 2021 DAN 2022

KOMODITI / NEGARA TUJUAN	BERAT BERSIH (KG)		PERUB	NILAI FOB (US $)		PERUB
	JAN-JUN 2021	JAN-JUN 2022	%	JAN-JUN 2021	JAN-JUN 2022	%
(1)	(2)	(3)	(4)	(5)	(6)	(7)
KOREA, REPUBLIC OF	402	610	51,72	9.890	13.198	33,44
TAIWAN	106.527	123.165	15,62	1.405.659	2.430.815	72,93
CHINA	640.984	333.851	-47,92	8.126.153	7.785.187	-4,20
THAILAND	112	5	-95,54	112	85	-24,06
SINGAPORE	217.794	247.432	13,61	764.567	1.052.937	37,72
PHILIPPINES	10	12	20,00	225	147	-34,72
MALAYSIA	162.319	171.639	5,74	230.166	248.658	8,03
MYANMAR	3	1	-66,67	8	16	100,00
BRUNEI DARUSSALAM	3	217	7.133,33	126	1.222	870,16
VIET NAM	777	13	-98,33	6.190	134	-97,83
INDIA	-	19	-	-	112	-
PAKISTAN	-	1	-	-	5	-
IRAQ	11	45	304,55	193	153	-21,00
IRAN (ISLAMIC REPUBLIC OF)	5	1	-73,74	22	34	55,14
SAUDI ARABIA	36	39	7,72	293	1.969	572,15
ISRAEL	13	-	-100,00	705	-	-100,00
KUWAIT	50	21	-58,00	333	260	-22,05
JORDAN	9	432	4.696,67	61	7.637	12.378,40
LEBANON	-	3	-	-	98	-
TURKEY	-	180	-	-	1.149	-
UNITED ARAB EMIRATES	87	1.330	1.427,36	1.476	22.211	1.405,17
QATAR	4	5	29,50	428	235	-44,94
BAHRAIN	31	3	-89,77	1.144	153	-86,61
CYPRUS	18	4	-74,87	11	57	411,09
EGYPT	-	3	-	-	32	-
MOROCCO	-	3	-	-	0	-
CAMEROON	875	-	-100,00	21.886	-	-100,00
SOUTH AFRICA	75	93	23,47	603	1.460	142,13
RWANDA	75	33	-55,56	747	664	-11,11
AUSTRALIA	858	-	-100,00	2.535	-	-100,00
COOK ISLANDS	120	-	-100,00	240	-	-100,00
UNITED STATES	1.570	1.053	-32,96	30.172	36.226	20,06
CANADA	797	435	-45,46	16.371	11.264	-31,19
PERU	52	10	-80,29	1.831	328	-82,11
UNITED KINGDOM	387	130	-66,49	14.380	15.333	6,63
NETHERLANDS	780	496	-36,38	15.156	19.283	27,23
FRANCE	1.086	416	-61,72	18.822	8.547	-54,59
GERMANY, FED. REP. OF	1.914	1.000	-47,75	96.392	56.684	-41,19
AUSTRIA	8	38	382,23	132	742	462,12
BELGIUM	-	49	-	-	502	-
SWITZERLAND	67	101	50,75	2.005	646	-67,75
DENMARK	35	12	-65,71	126	261	106,31
NORWAY	11	-	-100,00	177	-	-100,00
SWEDEN	12	96	700,00	19.105	21.945	14,87
FINLAND	28	7	-75,25	820	387	-52,77
IRELAND	64	15	-76,56	544	103	-81,05
ITALY	179	89	-50,07	2.798	620	-77,83
SPAIN	45	47	2,36	383	574	49,72
PORTUGAL	41	42	3,99	616	611	-0,80
ICELAND	12	4	-68,28	278	119	-57,20
GREECE	49	86	73,94	1.122	822	-26,78
HUNGARY	5	2	-62,86	30	126	320,00
POLAND	228	203	-11,05	8.074	10.090	24,98
ROMANIA	8	-	-100,00	206	-	-100,00
BULGARIA	34	1	-97,08	747	188	-74,90
ARMENIA	2	10	400,00	18	12	-32,00
KAZAKHSTAN	9	9	-2,66	39	17	-56,50
UKRAINE	12	-	-100,00	112	-	-100,00
GEORGIA	-	3	-	-	25	-
MALTA	54	8	-85,61	1.398	213	-84,75
CZECH REPUBLIC	70	84	19,89	3.979	3.200	-19,58
RUSSIA FEDERATION	122	34	-72,13	1.720	1.237	-28,05
SERBIA	-	8	-	-	94	-
IKAN HIDUP HASIL TANGKAP	**1.154.686**	**823.123**	**-28,71**	**12.188.955**	**9.266.332**	**-23,98**
JAPAN	11.775	10.883	-7,57	222.618	186.230	-16,35
HONG KONG	768.226	506.027	-34,13	6.933.404	5.165.788	-25,49
KOREA, REPUBLIC OF	5.695	7.434	30,54	57.297	58.885	2,77
TAIWAN	7.831	7.876	0,57	50.148	55.489	10,65
CHINA	166.188	124.479	-25,10	2.033.939	896.668	-55,91
THAILAND	2.538	3.787	49,21	36.530	21.081	-42,29
SINGAPORE	20.313	22.146	9,03	200.142	232.647	16,24
PHILIPPINES	36	170	372,64	2.892	271	-90,65
MALAYSIA	18.917	6.294	-66,73	50.911	22.907	-55,01
MYANMAR	77	15	-80,52	1.268	509	-59,88
BRUNEI DARUSSALAM	463	838	80,95	7.676	5.940	-22,61
VIET NAM	1.851	1.024	-44,71	5.849	10.582	80,94
MALDIVES	6	42	600,00	316	661	108,97
INDIA	2.432	2.506	3,04	12.708	24.317	91,36
PAKISTAN	231	179	-22,51	2.475	2.392	-3,34
BANGLADESH	80	7	-91,25	320	56	-82,51
SRI LANKA	34	86	152,94	619	1.149	85,70
IRAQ	1.100	1.773	61,22	16.431	10.141	-38,28

https://www.bps.go.id

TABEL 6. PERKEMBANGAN EKSPOR INDONESIA MENURUT KOMODITI DAN NEGARA TUJUAN
JANUARI - JUNI 2021 DAN 2022

KOMODITI / NEGARA TUJUAN	BERAT BERSIH (KG)		PERUB	NILAI FOB (US $)		PERUB
	JAN-JUN 2021	JAN-JUN 2022	%	JAN-JUN 2021	JAN-JUN 2022	%
(1)	(2)	(3)	(4)	(5)	(6)	(7)
IRAN (ISLAMIC REPUBLIC OF)	1.754	1.158	-33,99	19.476	15.537	-20,23
SAUDI ARABIA	567	305	-46,11	3.523	2.412	-31,52
ISRAEL	3.065	3.443	12,34	40.629	50.872	25,21
KUWAIT	556	1.152	106,97	14.247	20.584	44,48
JORDAN	154	266	72,69	3.085	3.829	24,14
LEBANON	58	198	239,02	308	1.899	516,55
TURKEY	628	898	43,06	20.520	13.721	-33,13
UNITED ARAB EMIRATES	2.052	1.378	-32,86	25.655	16.388	-36,12
QATAR	416	545	30,99	8.588	5.886	-31,46
BAHRAIN	325	276	-15,08	10.411	9.242	-11,23
CYPRUS	691	174	-74,81	7.927	1.321	-83,33
EGYPT	5	738	13.668,66	24	4.530	18.774,33
MOROCCO	14	101	621,79	1.566	118	-92,48
ALGERIA	-	27	-	-	410	-
CAMEROON	721	-	-100,00	7.212	-	-100,00
SOUTH AFRICA	1.532	1.880	22,71	23.113	37.671	62,99
AUSTRALIA	8.390	7.008	-16,47	115.427	132.991	15,22
NEW ZEALAND	66	46	-30,30	6.316	3.147	-50,17
UNITED STATES	43.761	41.141	-5,99	729.639	703.681	-3,56
CANADA	7.661	3.612	-52,85	82.910	136.509	64,65
MEXICO	-	230	-	-	1.995	-
HONDURAS	40	-	-100,00	40	-	-100,00
ARGENTINA	239	436	82,35	13.690	8.622	-37,02
BRAZIL	5.856	2.585	-55,86	46.614	39.203	-15,90
PERU	311	100	-67,81	4.511	435	-90,36
UNITED KINGDOM	12.841	9.396	-26,83	188.218	199.552	6,02
NETHERLANDS	10.741	7.058	-34,29	390.011	278.540	-28,58
FRANCE	10.665	8.650	-18,90	93.508	103.208	10,37
GERMANY, FED. REP. OF	10.987	11.433	4,06	215.850	297.280	37,73
AUSTRIA	479	1.107	131,06	5.279	13.356	153,00
BELGIUM	171	648	279,09	11.976	35.971	200,35
SWITZERLAND	1.863	1.714	-8,02	45.770	11.395	-75,10
DENMARK	394	1.042	164,47	5.992	17.936	199,32
NORWAY	44	140	218,18	2.179	1.499	-31,20
SWEDEN	18	80	344,44	3.367	476	-85,86
IRELAND	1.057	325	-69,24	6.670	12.648	89,63
ITALY	5.457	4.490	-17,73	111.314	99.680	-10,45
SPAIN	1.824	1.192	-34,68	34.870	36.281	4,05
PORTUGAL	1.600	2.760	72,51	32.813	30.040	-8,45
ICELAND	120	12	-90,00	579	377	-34,90
GREECE	1.435	1.839	28,17	13.162	19.208	45,93
HUNGARY	332	127	-61,69	3.021	1.682	-44,30
POLAND	2.485	3.127	25,84	59.724	112.135	87,76
ROMANIA	25	7	-72,00	1.353	1.010	-25,36
BULGARIA	241	269	11,62	1.820	3.026	66,29
ARMENIA	111	55	-50,56	1.738	95	-94,50
KAZAKHSTAN	45	163	266,26	471	1.261	167,95
UKRAINE	1.316	169	-87,15	16.063	2.334	-85,47
UZBEKISTAN	43	107	148,84	680	1.278	87,76
GEORGIA	-	15	-	-	118	-
MALTA	-	73	-	-	647	-
CZECH REPUBLIC	987	2.774	181,05	29.903	57.445	92,11
RUSSIA FEDERATION	2.754	1.056	-61,65	91.648	20.357	-77,79
SERBIA	-	36	-	-	781	-
KEPITING	**7.142.344**	**7.960.310**	**11,45**	**37.074.475**	**49.163.472**	**32,61**
JAPAN	610	1.278	109,52	13.898	14.110	1,53
HONG KONG	186.041	90.922	-51,13	542.241	494.823	-8,74
KOREA, REPUBLIC OF	2.001	359	-82,04	13.245	9.569	-27,75
TAIWAN	171.486	131.010	-23,60	557.397	778.337	39,64
CHINA	4.285.888	4.510.864	5,25	26.183.255	33.657.781	28,55
THAILAND	541	4.415	716,14	3.218	29.901	829,17
SINGAPORE	432.134	433.531	0,32	2.401.864	2.694.399	12,18
PHILIPPINES	125	-	-100,00	750	-	-100,00
MALAYSIA	2.047.956	2.784.089	35,94	7.243.827	11.381.536	57,12
BRUNEI DARUSSALAM	1	9	800,00	6	165	2.725,34
VIET NAM	7.317	27	-99,63	10.288	452	-95,61
INDIA	-	33	-	-	97	-
IRAQ	9	31	244,44	73	285	293,19
IRAN (ISLAMIC REPUBLIC OF)	30	3	-90,00	450	33	-92,69
SAUDI ARABIA	-	15	-	-	65	-
ISRAEL	40	3	-92,50	112	636	467,86
KUWAIT	15	22	46,67	134	329	146,34
JORDAN	1	-	-100,00	1	-	-100,00
UNITED ARAB EMIRATES	188	909	382,54	4.131	9.765	136,40
QATAR	-	4	-	-	44	-
BAHRAIN	18	-	-100,00	501	-	-100,00
EGYPT	-	25	-	-	257	-
CAMEROON	5.745	-	-100,00	40.215	-	-100,00
SOUTH AFRICA	-	14	-	-	35	-
UNITED STATES	570	520	-8,73	10.012	15.304	52,85
CANADA	59	152	157,96	1.704	3.007	76,51
PERU	28	3	-90,85	768	63	-91,74

https://www.bps.go.id

TABEL 6. PERKEMBANGAN EKSPOR INDONESIA MENURUT KOMODITI DAN NEGARA TUJUAN
JANUARI - JUNI 2021 DAN 2022

KOMODITI / NEGARA TUJUAN	BERAT BERSIH (KG)		PERUB	NILAI FOB (US $)		PERUB
	JAN-JUN 2021	JAN-JUN 2022	%	JAN-JUN 2021	JAN-JUN 2022	%
(1)	(2)	(3)	(4)	(5)	(6)	(7)
UNITED KINGDOM	112	175	56,37	1.299	3.228	148,54
NETHERLANDS	252	408	61,92	1.795	3.217	79,18
FRANCE	178	323	81,26	7.117	5.957	-16,30
GERMANY, FED. REP. OF	495	390	-21,21	21.268	35.144	65,24
AUSTRIA	4	40	915,23	35	910	2.485,23
BELGIUM	-	66	-	-	873	-
SWITZERLAND	-	98	-	-	1.854	-
DENMARK	-	8	-	-	25	-
NORWAY	6	-	-100,00	123	-	-100,00
IRELAND	-	15	-	-	1.741	-
ITALY	24	16	-33,40	638	206	-67,79
SPAIN	24	15	-37,85	55	187	239,57
PORTUGAL	-	5	-	-	100	-
ICELAND	6	4	-37,83	114	119	3,85
GREECE	-	8	-	-	31	-
POLAND	65	229	251,68	3.115	7.012	125,12
BULGARIA	-	20	-	-	272	-
KAZAKHSTAN	28	26	-5,83	116	53	-54,68
UKRAINE	44	-	-100,00	195	-	-100,00
MALTA	6	-	-100,00	158	-	-100,00
SLOVENIA	3	-	-100,00	30	-	-100,00
CZECH REPUBLIC	222	129	-41,86	7.465	6.039	-19,11
RUSSIA FEDERATION	73	97	32,49	2.863	5.514	92,60
MOLUSKA	**2.429.675**	**3.513.780**	**44,62**	**5.309.018**	**7.617.719**	**43,49**
JAPAN	1.987	1.921	-3,33	36.968	31.582	-14,57
HONG KONG	134.154	541.635	303,74	175.225	612.250	249,41
KOREA, REPUBLIC OF	520	751	44,47	1.977	2.688	35,92
TAIWAN	534.807	587.954	9,94	1.455.432	965.214	-33,68
CHINA	322.406	417.684	29,55	543.208	795.522	46,45
THAILAND	15.921	1.702	-89,31	29.878	7.452	-75,06
SINGAPORE	77.051	137.589	78,57	197.231	246.028	24,74
PHILIPPINES	10	3	-70,00	500	105	-79,02
MALAYSIA	1.138.218	1.551.375	36,30	1.322.423	2.818.166	113,11
MYANMAR	3	-	-100,00	18	-	-100,00
BRUNEI DARUSSALAM	6	64	966,67	129	213	64,84
NEPAL	5	-	-100,00	58	-	-100,00
VIET NAM	25.615	1.744	-93,19	78.169	13.440	-82,81
MALDIVES	22	27	21,93	576	620	7,59
INDIA	48	70	45,83	1.458	585	-59,86
PAKISTAN	12	4	-66,67	472	31	-93,52
BANGLADESH	20	32	60,00	21	77	261,50
IRAQ	77	202	161,69	977	455	-53,47
IRAN (ISLAMIC REPUBLIC OF)	370	182	-50,90	1.591	694	-56,40
SAUDI ARABIA	87	72	-17,34	518	256	-50,58
ISRAEL	10	10	0,00	9	90	869,83
KUWAIT	125	149	19,48	914	1.069	16,93
JORDAN	26	25	-4,62	440	303	-31,03
LEBANON	13	27	115,29	136	436	220,65
OMAN	-	0	-	-	60	-
TURKEY	-	229	-	-	4.555	-
UNITED ARAB EMIRATES	246	1.050	327,60	1.671	3.255	94,75
QATAR	42	23	-45,99	405	345	-14,76
BAHRAIN	66	42	-35,88	645	274	-57,47
CYPRUS	310	18	-94,06	4.307	700	-83,74
EGYPT	10	279	2.690,00	99	59	-40,91
MOROCCO	-	11	-	-	45	-
ALGERIA	-	22	-	-	151	-
MALI	3	-	-100,00	33	-	-100,00
SOUTH AFRICA	37.856	19.112	-49,51	157.847	85.573	-45,79
AUSTRALIA	-	5	-	-	27	-
NEW ZEALAND	10	-	-100,00	600	-	-100,00
COOK ISLANDS	-	642	-	-	1.283	-
UNITED STATES	32.331	83.099	157,02	310.648	535.436	72,36
CANADA	42.780	85.743	100,43	206.517	428.350	107,42
ARGENTINA	7	76	959,19	553	1.900	243,76
BRAZIL	97	56	-41,86	182	3.123	1.616,02
PERU	139	47	-66,00	1.282	694	-45,88
ARUBA	-	10	-	-	28	-
UNITED KINGDOM	2.758	2.818	2,20	58.031	55.326	-4,66
NETHERLANDS	4.917	1.340	-72,74	83.912	131.381	56,57
FRANCE	2.975	44.071	1.381,33	60.905	311.219	410,99
GERMANY, FED. REP. OF	4.878	4.617	-5,34	208.010	232.832	11,93
AUSTRIA	434	228	-47,36	4.068	6.717	65,10
BELGIUM	40.038	20.271	-49,37	192.244	112.752	-41,35
SWITZERLAND	593	648	9,27	14.976	15.170	1,29
LUXEMBOURG	9	-	-100,00	224	-	-100,00
DENMARK	330	143	-56,69	3.328	1.977	-40,59
NORWAY	44	68	54,76	705	375	-46,84
SWEDEN	32	178	465,49	5.547	6.520	17,54
FINLAND	-	11	-	-	109	-
IRELAND	298	85	-71,45	1.620	4.346	168,26
ITALY	1.994	780	-60,89	12.808	12.583	-1,76

https://www.bps.go.id

TABEL 6. PERKEMBANGAN EKSPOR INDONESIA MENURUT KOMODITI DAN NEGARA TUJUAN
JANUARI - JUNI 2021 DAN 2022

KOMODITI / NEGARA TUJUAN	BERAT BERSIH (KG)		PERUB	NILAI FOB (US $)		PERUB
	JAN-JUN 2021	JAN-JUN 2022	%	JAN-JUN 2021	JAN-JUN 2022	%
(1)	(2)	(3)	(4)	(5)	(6)	(7)
SPAIN	1.022	475	-53,47	25.352	24.431	-3,63
PORTUGAL	340	1.118	228,70	4.643	3.646	-21,48
ICELAND	25	9	-66,02	395	232	-41,35
GREECE	317	352	10,96	4.037	9.354	131,71
HUNGARY	116	113	-2,41	1.223	1.477	20,75
POLAND	698	1.240	77,67	28.101	65.520	133,16
ROMANIA	17	7	-59,77	591	460	-22,19
BULGARIA	174	66	-61,83	2.367	3.095	30,73
ARMENIA	16	31	93,66	1.675	221	-86,83
KAZAKHSTAN	99	32	-67,35	507	29	-94,27
UKRAINE	369	54	-85,35	3.866	1.948	-49,62
GEORGIA	10	10	0,00	39	43	8,97
CROATIA	-	11	-	-	122	-
MALTA	22	5	-78,70	336	20	-94,00
SLOVENIA	6	-	-100,00	112	-	-100,00
CZECH REPUBLIC	799	1.010	26,47	27.925	43.075	54,25
RUSSIA FEDERATION	937	268	-71,45	28.350	9.107	-67,88
SERBIA	-	35	-	-	501	-
KULIT KERANG DAN LAIN-LAIN	**2.540.290**	**3.497.928**	**37,70**	**8.624.491**	**10.808.291**	**25,32**
JAPAN	594.183	1.049.693	76,66	547.658	1.016.215	85,56
HONG KONG	31.353	13.182	-57,96	234.120	178.291	-23,85
KOREA, REPUBLIC OF	140.871	12.744	-90,95	168.878	136.776	-19,01
TAIWAN	5.964	9.723	63,03	72.857	165.649	127,36
CHINA	867.331	1.602.047	84,71	1.046.037	1.128.997	7,93
THAILAND	1.020	3.375	230,88	35.930	46.759	30,14
SINGAPORE	5.632	4.832	-14,21	70.415	82.682	17,42
PHILIPPINES	-	0	-	-	7	-
MALAYSIA	2.214	6.896	211,47	16.684	72.047	331,82
BRUNEI DARUSSALAM	-	410	-	-	1.780	-
LAO PEOPLE'S DEM. REP.	-	80	-	-	1.445	-
VIET NAM	144.471	318.360	120,36	119.613	622.537	420,46
INDIA	185.948	226.066	21,57	91.807	115.154	25,43
PAKISTAN	397	-	-100,00	3.016	-	-100,00
BANGLADESH	245	249	1,63	732	2.891	294,74
IRAQ	1.009	1.335	32,35	6.806	13.424	97,24
IRAN (ISLAMIC REPUBLIC OF)	982	259	-73,68	10.802	6.582	-39,07
SAUDI ARABIA	5.840	11.270	92,98	5.640	11.611	105,87
ISRAEL	-	27	-	-	13.984	-
KUWAIT	715	774	8,25	5.839	8.022	37,39
JORDAN	110	361	228,05	2.122	7.994	276,80
LEBANON	12	-	-100,00	58	-	-100,00
TURKEY	-	1.869	-	-	36.936	-
UNITED ARAB EMIRATES	254.933	11.969	-95,31	95.994	60.866	-36,59
QATAR	230	241	5,01	2.908	6.332	117,76
BAHRAIN	649	482	-25,81	4.127	10.316	149,98
CYPRUS	127	49	-61,87	5.873	2.459	-58,12
MOROCCO	-	13	-	-	280	-
SUDAN	407	90	-77,89	2.035	360	-82,31
SOUTH AFRICA	1.330	1.510	13,52	32.522	70.730	117,48
AUSTRALIA	8	-	-100,00	654	-	-100,00
NEW ZEALAND	24	88	266,67	9.283	15.789	70,08
UNITED STATES	126.878	96.336	-24,07	3.757.595	3.836.362	2,10
CANADA	10.334	8.384	-18,87	189.193	391.647	107,01
MEXICO	654	706	7,95	13.255	8.817	-33,48
ARGENTINA	701	2.314	230,27	28.467	18.711	-34,27
BRAZIL	20.863	11.066	-46,96	72.090	149.337	107,15
PERU	-	108	-	-	4.204	-
TRINIDAD AND TOBAGO	-	90	-	-	981	-
UNITED KINGDOM	16.294	18.926	16,15	465.563	545.774	17,23
NETHERLANDS	25.607	10.102	-60,55	313.564	226.960	-27,62
FRANCE	21.963	12.264	-44,16	217.916	177.821	-18,40
GERMANY, FED. REP. OF	24.196	22.446	-7,23	423.155	693.220	63,82
AUSTRIA	1.591	236	-85,16	7.778	14.367	84,71
BELGIUM	2.115	1.063	-49,75	33.533	41.732	24,45
SWITZERLAND	10.526	6.757	-35,81	128.619	125.616	-2,33
DENMARK	662	290	-56,19	6.017	2.826	-53,03
NORWAY	732	468	-36,07	7.321	8.727	19,20
IRELAND	137	137	0,30	7.227	14.629	102,44
ITALY	10.262	19.870	93,62	148.954	449.580	201,83
SPAIN	3.415	1.256	-63,22	31.999	21.407	-33,10
PORTUGAL	495	2.134	331,06	15.309	57.244	273,92
ICELAND	214	47	-78,04	8.155	7.258	-11,01
GREECE	240	390	62,29	936	5.772	516,84
HUNGARY	94	534	468,09	1.758	1.630	-7,25
POLAND	6.114	2.517	-58,83	63.185	115.072	82,12
BULGARIA	150	-	-100,00	2.619	-	-100,00
ARMENIA	5	35	600,00	1.779	315	-82,29
UKRAINE	3.474	149	-95,71	16.778	4.472	-73,34
UZBEKISTAN	-	32	-	-	4.352	-
GEORGIA	-	200	-	-	1.873	-
CZECH REPUBLIC	221	408	84,41	6.975	14.996	115,00
RUSSIA FEDERATION	6.349	513	-91,93	62.342	21.549	-65,43

https://www.bps.go.id

TABEL 6. PERKEMBANGAN EKSPOR INDONESIA MENURUT KOMODITI DAN NEGARA TUJUAN
JANUARI - JUNI 2021 DAN 2022

KOMODITI / NEGARA TUJUAN	BERAT BERSIH (KG)		PERUB	NILAI FOB (US $)		PERUB
	JAN-JUN 2021	JAN-JUN 2022	%	JAN-JUN 2021	JAN-JUN 2022	%
(1)	(2)	(3)	(4)	(5)	(6)	(7)
SERBIA	-	158	-	-	4.123	-
INVERTEBRATA AIR LAINNYA	**56.058**	**50.977**	**-9,06**	**533.985**	**771.932**	**44,56**
JAPAN	2.505	1.176	-53,05	30.341	9.233	-69,57
HONG KONG	1.758	1.544	-12,17	10.995	13.407	21,94
KOREA, REPUBLIC OF	1.715	3.436	100,35	13.372	17.411	30,20
TAIWAN	177	1.675	847,12	3.161	11.210	254,61
CHINA	1.079	3.201	196,70	11.082	12.608	13,77
THAILAND	61	686	1.025,08	382	3.694	865,89
SINGAPORE	2.369	1.266	-46,53	9.002	5.970	-33,68
MALAYSIA	3.677	370	-89,94	4.310	1.078	-74,98
MYANMAR	14	16	14,29	58	10	-82,76
BRUNEI DARUSSALAM	8	180	2.150,00	66	199	200,45
INDIA	-	6	-	-	4	-
PAKISTAN	26	6	-76,92	110	5	-95,93
BANGLADESH	75	34	-54,67	68	18	-74,28
SRI LANKA	-	2	-	-	11	-
IRAQ	172	208	20,64	260	343	32,22
IRAN (ISLAMIC REPUBLIC OF)	773	464	-39,97	2.020	392	-80,59
SAUDI ARABIA	-	60	-	-	67	-
ISRAEL	347	58	-83,17	3.169	487	-84,64
KUWAIT	116	73	-37,07	74	154	108,18
JORDAN	14	13	-8,00	11	63	498,40
TURKEY	-	254	-	-	1.553	-
UNITED ARAB EMIRATES	406	113	-72,16	1.131	652	-42,35
QATAR	59	52	-11,73	83	159	91,91
BAHRAIN	136	108	-20,59	589	852	44,61
CYPRUS	29	23	-19,85	144	113	-21,60
EGYPT	-	83	-	-	87	-
SOUTH AFRICA	537	820	52,59	6.415	10.494	63,58
NEW ZEALAND	12	30	150,00	629	1.488	136,70
UNITED STATES	8.787	9.664	9,98	131.677	309.597	135,12
CANADA	1.434	927	-35,31	10.123	15.778	55,86
MEXICO	-	60	-	-	34	-
ARGENTINA	8	16	101,25	284	339	19,50
BRAZIL	1.668	1.656	-0,70	1.907	38.984	1.944,74
PERU	15	-	-100,00	170	-	-100,00
UNITED KINGDOM	6.017	4.429	-26,40	61.212	51.715	-15,52
NETHERLANDS	2.813	1.787	-36,49	56.176	54.556	-2,88
FRANCE	3.008	3.396	12,92	19.234	30.177	56,89
GERMANY, FED. REP. OF	4.972	3.707	-25,44	65.534	66.014	0,73
AUSTRIA	58	196	237,93	98	2.410	2.356,96
BELGIUM	21	80	279,17	1.026	5.647	450,20
SWITZERLAND	1.014	451	-55,50	5.236	2.088	-60,12
DENMARK	37	28	-24,32	779	218	-72,00
NORWAY	67	99	47,76	71	102	42,62
SWEDEN	-	5	-	-	129	-
IRELAND	350	175	-50,00	4.733	4.105	-13,27
ITALY	4.530	4.550	0,44	29.648	37.686	27,11
SPAIN	719	102	-85,78	6.311	4.889	-22,54
PORTUGAL	200	1.497	648,43	1.276	10.065	688,80
ICELAND	18	-	-100,00	12	-	-100,00
GREECE	785	177	-77,42	1.078	1.864	72,94
HUNGARY	279	208	-25,50	294	199	-32,31
POLAND	1.394	982	-29,60	19.852	27.741	39,74
ROMANIA	1	4	300,00	9	57	533,33
BULGARIA	39	44	12,82	477	899	88,53
ARMENIA	20	19	-5,00	31	1	-96,83
KAZAKHSTAN	-	15	-	-	52	-
UKRAINE	552	30	-94,57	1.257	565	-55,05
UZBEKISTAN	-	2	-	-	126	-
GEORGIA	-	23	-	-	411	-
MALTA	-	20	-	-	27	-
CZECH REPUBLIC	469	592	26,29	7.142	12.729	78,24
RUSSIA FEDERATION	718	55	-92,31	10.866	940	-91,35
SERBIA	-	24	-	-	27	-
RUMPUT LAUT DAN GANGGANG LAINNYA	**94.247.865**	**104.028.314**	**10,38**	**95.207.258**	**192.543.528**	**102,24**
JAPAN	750.161	1.009.150	34,52	512.630	915.209	78,53
HONG KONG	205.200	241.200	17,54	148.810	159.319	7,06
KOREA, REPUBLIC OF	3.539.200	2.020.631	-42,91	3.844.728	4.594.364	19,50
TAIWAN	126.000	52.549	-58,29	101.050	43.415	-57,04
CHINA	78.160.473	88.885.614	13,72	77.887.228	169.604.776	117,76
SINGAPORE	990	339.700	34.213,13	297	83.630	28.058,24
PHILIPPINES	245.780	630.096	156,37	368.734	1.000.834	171,42
VIET NAM	4.331.113	2.516.014	-41,91	2.789.819	1.669.880	-40,14
INDIA	80.012	15.105	-81,12	109.268	24.752	-77,35
TUNISIA	84.500	76.250	-9,76	125.225	103.517	-17,34
AUSTRALIA	-	208	-	-	1.189	-
UNITED STATES	2.892.621	4.268.661	47,57	2.029.245	5.788.913	185,27
CANADA	318.500	147.000	-53,85	2.012.083	1.316.750	-34,56
CHILE	1.714.230	899.740	-47,51	3.161.101	1.027.080	-67,51
ARGENTINA	-	25.000	-	-	259.188	-

https://www.bps.go.id

TABEL 6. PERKEMBANGAN EKSPOR INDONESIA MENURUT KOMODITI DAN NEGARA TUJUAN
JANUARI - JUNI 2021 DAN 2022

KOMODITI / NEGARA TUJUAN	BERAT BERSIH (KG)		PERUB	NILAI FOB (US $)		PERUB
	JAN-JUN 2021	JAN-JUN 2022	%	JAN-JUN 2021	JAN-JUN 2022	%
(1)	(2)	(3)	(4)	(5)	(6)	(7)
UNITED KINGDOM	79.200	-	-100,00	515.150	-	-100,00
NETHERLANDS	-	50	-	-	19	-
FRANCE	850.125	1.820.000	114,09	979.392	4.577.500	367,38
GERMANY, FED. REP. OF	-	48.000	-	-	384.600	-
DENMARK	-	14	-	-	27	-
ITALY	17.300	1.004	-94,20	252.476	15.268	-93,95
SPAIN	852.460	1.032.330	21,10	370.021	973.298	163,04
IKAN HIDUP HASIL BUDIDAYA	**1.918.074**	**2.402.821**	**25,27**	**18.515.953**	**21.286.837**	**14,96**
JAPAN	34.072	58.191	70,79	1.938.361	1.853.216	-4,39
HONG KONG	24.809	9.041	-63,56	1.831.783	366.392	-80,00
KOREA, REPUBLIC OF	19.785	24.921	25,96	413.001	428.010	3,63
TAIWAN	18.925	26.277	38,85	491.191	2.001.046	307,39
CHINA	1.357.926	1.661.779	22,38	2.071.422	2.383.884	15,08
THAILAND	19.384	22.946	18,38	437.635	397.275	-9,22
SINGAPORE	79.057	88.463	11,90	846.185	1.124.986	32,95
PHILIPPINES	63.583	96.526	51,81	2.696.602	4.326.942	60,46
MALAYSIA	31.335	71.694	128,80	379.052	689.544	81,91
BRUNEI DARUSSALAM	9.188	1.453	-84,18	28.577	39.834	39,39
NEPAL	205	-	-100,00	7.156	-	-100,00
VIET NAM	56.275	109.486	94,55	1.218.591	1.731.989	42,13
MALDIVES	2.367	1.086	-54,11	24.602	24.705	0,42
INDIA	2.455	5.379	119,10	111.697	128.103	14,69
PAKISTAN	543	75	-86,19	10.917	1.489	-86,36
SRI LANKA	480	-	-100,00	14.826	-	-100,00
IRAQ	659	189	-71,32	14.222	9.000	-36,72
IRAN (ISLAMIC REPUBLIC OF)	3.507	5.000	42,58	65.919	77.728	17,92
SAUDI ARABIA	1.958	1.871	-4,47	210.896	71.949	-65,88
ISRAEL	1.856	3.169	70,71	94.568	95.333	0,81
KUWAIT	6.177	3.593	-41,83	85.776	62.740	-26,86
JORDAN	353	544	54,07	4.207	17.678	320,23
LEBANON	142	426	199,27	5.752	10.218	77,66
OMAN	-	20	-	-	5.065	-
TURKEY	2.727	1.861	-31,77	37.350	36.476	-2,34
UNITED ARAB EMIRATES	1.776	2.352	32,49	36.073	27.751	-23,07
QATAR	249	712	186,08	21.703	21.904	0,93
BAHRAIN	251	531	111,38	6.881	7.121	3,49
CYPRUS	589	351	-40,49	11.580	5.947	-48,64
EGYPT	1.974	829	-58,00	37.572	21.374	-43,11
MOROCCO	217	840	287,12	61.878	40.720	-34,19
TUNISIA	-	60	-	-	267	-
ALGERIA	-	476	-	-	11.442	-
TANZANIA, UNITED REP. OF	73	181	147,95	6.101	4.579	-24,94
KENYA	-	86	-	-	1.087	-
MALI	32	-	-100,00	3.270	-	-100,00
SOUTH AFRICA	2.294	2.928	27,64	71.098	96.660	35,95
MAURITIUS	182	780	328,57	2.664	7.009	163,11
AUSTRALIA	19.659	14.368	-26,91	715.018	636.654	-10,96
UNITED STATES	50.184	81.191	61,79	1.350.496	1.396.066	3,37
CANADA	14.338	12.085	-15,71	331.893	281.360	-15,23
ARGENTINA	285	1.238	334,43	28.596	35.813	25,24
BRAZIL	1.135	775	-31,73	49.213	31.912	-35,15
PERU	2.822	454	-83,91	48.566	8.774	-81,93
UNITED KINGDOM	11.452	14.104	23,16	628.808	753.923	19,90
NETHERLANDS	9.925	11.423	15,08	337.921	205.885	-39,07
FRANCE	8.040	5.790	-27,97	193.565	170.708	-11,81
GERMANY, FED. REP. OF	25.569	19.046	-25,51	338.628	357.509	5,58
AUSTRIA	466	-	-100,00	6.753	-	-100,00
BELGIUM	216	3.285	1.423,58	8.580	89.482	942,88
SWITZERLAND	1.654	2.954	78,60	182.887	160.257	-12,37
LUXEMBOURG	88	-	-100,00	6.540	-	-100,00
DENMARK	590	1.028	74,26	31.172	33.645	7,93
NORWAY	383	307	-19,89	5.643	4.675	-17,15
SWEDEN	297	2.259	660,56	73.688	77.699	5,44
FINLAND	167	84	-49,44	3.760	1.697	-54,88
IRELAND	547	254	-53,56	23.711	17.063	-28,04
ITALY	2.283	1.609	-29,53	58.848	41.084	-30,19
SPAIN	5.738	5.942	3,55	205.947	294.900	43,19
PORTUGAL	1.952	2.636	35,07	47.771	46.132	-3,43
ICELAND	464	395	-14,87	8.890	7.472	-15,95
GREECE	915	2.510	174,22	16.027	35.340	120,50
HUNGARY	185	377	104,56	5.676	16.210	185,57
POLAND	5.203	5.360	3,01	174.597	168.347	-3,58
ROMANIA	231	558	141,33	5.987	8.008	33,77
BULGARIA	665	443	-33,47	16.478	16.467	-0,07
ARMENIA	55	151	173,86	1.824	2.228	22,19
KAZAKHSTAN	1.460	1.053	-27,90	29.702	37.833	27,38
UKRAINE	229	-	-100,00	4.331	-	-100,00
UZBEKISTAN	32	84	162,50	2.520	8.216	226,09
GEORGIA	13	382	2.838,46	561	2.998	434,88
CROATIA	-	274	-	-	3.084	-
MALTA	265	657	147,77	7.596	10.417	37,13
SLOVENIA	4	-	-100,00	195	-	-100,00

https://www.bps.go.id

TABEL 6. PERKEMBANGAN EKSPOR INDONESIA MENURUT KOMODITI DAN NEGARA TUJUAN
JANUARI - JUNI 2021 DAN 2022

KOMODITI / NEGARA TUJUAN	BERAT BERSIH (KG)		PERUB	NILAI FOB (US $)		PERUB
	JAN-JUN 2021	JAN-JUN 2022	%	JAN-JUN 2021	JAN-JUN 2022	%
(1)	(2)	(3)	(4)	(5)	(6)	(7)
CZECH REPUBLIC	2.943	3.852	30,91	173.438	147.947	-14,70
RUSSIA FEDERATION	2.217	1.624	-26,76	91.024	45.990	-49,47
SERBIA	-	155	-	-	1.579	-
MUTIARA HASIL BUDIDAYA	**3.825**	**5.117**	**33,76**	**24.037.579**	**23.215.217**	**-3,42**
JAPAN	1.377	1.820	32,14	9.314.050	9.901.737	6,31
HONG KONG	1.980	1.960	-1,02	8.831.704	7.268.656	-17,70
TAIWAN	-	1	-	-	200	-
CHINA	-	430	-	-	155.300	-
MACAU	-	3	-	-	900	-
THAILAND	-	6	-	-	1.420	-
SINGAPORE	-	8	-	-	1.520	-
PHILIPPINES	-	1	-	-	600	-
MALAYSIA	-	2	-	-	4.000	-
INDIA	-	426	-	-	52.198	-
KUWAIT	-	1	-	-	60	-
UNITED ARAB EMIRATES	1	1	1,20	18	130	632,39
BAHRAIN	-	1	-	-	30	-
AUSTRALIA	467	435	-7,04	5.891.808	5.805.680	-1,46
UNITED STATES	-	16	-	-	17.872	-
CANADA	-	2	-	-	30	-
MEXICO	-	1	-	-	2.300	-
UNITED KINGDOM	-	1	-	-	60	-
NETHERLANDS	-	1	-	-	100	-
FRANCE	-	2	-	-	1.060	-
GERMANY, FED. REP. OF	-	1	-	-	200	-
SPAIN	-	2	-	-	1.088	-
POLAND	-	1	-	-	75	-
UDANG HASIL BUDIDAYA	**3.197.786**	**2.825.957**	**-11,63**	**18.293.971**	**18.405.461**	**0,61**
JAPAN	5.177	18.472	256,82	149.918	239.698	59,89
HONG KONG	224.196	121.466	-45,82	4.265.037	2.050.541	-51,92
KOREA, REPUBLIC OF	20.526	42.664	107,86	35.161	53.034	50,83
TAIWAN	27.813	10.908	-60,78	97.824	106.333	8,70
CHINA	342.805	368.536	7,51	5.480.352	7.602.779	38,73
THAILAND	149	541	262,92	887	9.275	945,70
SINGAPORE	1.250.972	1.223.578	-2,19	5.170.199	5.587.654	8,07
PHILIPPINES	56	405	629,73	1.928	3.420	77,37
MALAYSIA	1.280.080	991.568	-22,54	2.008.474	1.418.390	-29,38
MYANMAR	-	1	-	-	69	-
BRUNEI DARUSSALAM	1.055	178	-83,13	3.589	2.647	-26,24
VIET NAM	10.002	9.978	-0,24	93.301	85.110	-8,78
MALDIVES	70	42	-40,18	4.560	2.558	-43,91
INDIA	10	105	950,00	96	75.992	79.182,63
PAKISTAN	21	6	-71,43	632	11	-98,28
BANGLADESH	25	7	-72,00	43	4	-91,78
SRI LANKA	9	-	-100,00	538	-	-100,00
IRAQ	80	120	49,38	1.762	621	-64,76
IRAN (ISLAMIC REPUBLIC OF)	398	234	-41,18	1.895	462	-75,62
SAUDI ARABIA	62	165	164,28	2.770	4.565	64,76
ISRAEL	315	185	-41,12	15.755	11.752	-25,41
KUWAIT	196	304	55,27	5.729	8.456	47,61
JORDAN	9	19	110,67	367	1.105	201,07
LEBANON	22	91	306,58	688	2.730	296,81
OMAN	-	20	-	-	286	-
TURKEY	-	23	-	-	54	-
UNITED ARAB EMIRATES	134	5.052	3.665,59	1.345	80.979	5.918,93
QATAR	33	40	20,01	940	953	1,44
BAHRAIN	140	34	-75,75	2.701	1.024	-62,06
CYPRUS	190	45	-76,36	3.365	733	-78,23
EGYPT	10	117	1.070,00	66	1.041	1.477,88
MOROCCO	-	6	-	-	59	-
ALGERIA	-	19	-	-	226	-
CAMEROON	1.425	-	-100,00	31.384	-	-100,00
MALI	3	-	-100,00	198	-	-100,00
SOUTH AFRICA	177	194	9,49	3.138	3.975	26,69
RWANDA	10	-	-100,00	46	-	-100,00
AUSTRALIA	80	1	-98,75	60	264	340,42
NEW ZEALAND	3	7	133,33	811	25	-96,98
COOK ISLANDS	1.929	-	-100,00	30.969	-	-100,00
EAST TIMOR	-	633	-	-	3.966	-
UNITED STATES	10.518	13.775	30,97	266.514	293.454	10,11
CANADA	1.892	1.310	-30,75	55.625	61.166	9,96
GUATEMALA	-	85	-	-	255	-
ARGENTINA	8	82	926,88	418	3.006	618,92
BRAZIL	72	-	-100,00	147	-	-100,00
PERU	108	16	-85,45	2.817	135	-95,22
UNITED KINGDOM	3.765	2.824	-25,01	88.263	125.172	41,82
NETHERLANDS	1.977	2.097	6,03	93.158	93.269	0,12
FRANCE	2.131	1.643	-22,86	35.901	58.815	63,82
GERMANY, FED. REP. OF	3.250	2.930	-9,87	120.131	119.295	-0,70
AUSTRIA	62	78	25,17	786	1.788	127,45
BELGIUM	52	373	620,74	2.664	32.685	1.127,06

https://www.bps.go.id

TABEL 6. PERKEMBANGAN EKSPOR INDONESIA MENURUT KOMODITI DAN NEGARA TUJUAN
JANUARI - JUNI 2021 DAN 2022

KOMODITI / NEGARA TUJUAN	BERAT BERSIH (KG)		PERUB	NILAI FOB (US $)		PERUB
	JAN-JUN 2021	JAN-JUN 2022	%	JAN-JUN 2021	JAN-JUN 2022	%
(1)	(2)	(3)	(4)	(5)	(6)	(7)
SWITZERLAND	510	502	-1,67	41.459	42.854	3,36
LUXEMBOURG	9	-	-100,00	1.704	-	-100,00
DENMARK	231	236	2,12	14.299	26.192	83,17
NORWAY	41	82	100,95	510	547	7,22
SWEDEN	31	149	388,52	19.782	14.717	-25,60
FINLAND	34	-	-100,00	1.740	-	-100,00
IRELAND	103	49	-52,43	1.299	6.109	370,18
ITALY	855	491	-42,60	14.362	8.769	-38,94
SPAIN	1.303	837	-35,77	30.002	38.924	29,74
PORTUGAL	191	406	112,93	3.681	4.683	27,21
ICELAND	17	54	213,77	1.281	2.201	71,88
GREECE	232	291	25,34	3.693	8.127	120,05
HUNGARY	109	113	3,36	1.065	1.589	49,24
POLAND	818	805	-1,65	37.566	64.098	70,63
ROMANIA	11	38	241,45	1.320	2.088	58,15
BULGARIA	149	51	-65,94	4.352	3.556	-18,29
ARMENIA	14	22	59,89	283	195	-31,08
KAZAKHSTAN	128	41	-68,28	915	122	-86,61
UKRAINE	108	40	-62,86	461	439	-4,66
UZBEKISTAN	-	1	-	-	28	-
GEORGIA	10	7	-30,00	35	60	71,43
CROATIA	-	7	-	-	120	-
MALTA	8	3	-63,05	290	100	-65,66
SLOVENIA	14	45	221,43	900	1.074	19,33
CZECH REPUBLIC	458	527	15,07	14.934	20.692	38,56
RUSSIA FEDERATION	382	174	-54,50	15.084	8.110	-46,23
SERBIA	-	10	-	-	235	-
IKAN SEGAR / DINGIN HASIL BUDIDAYA	**1.970**	**7.113**	**261,05**	**1.665**	**7.109**	**326,97**
TAIWAN	-	7.113	-	-	7.109	-
MALAYSIA	1.950	-	-100,00	1.625	-	-100,00
UNITED ARAB EMIRATES	20	-	-100,00	40	-	-100,00
MINYAK KELAPA SAWIT	**12.367.540.510**	**8.655.367.600**	**-30,02**	**12.329.893.781**	**12.508.677.853**	**1,45**
JAPAN	145.204.441	91.825.789	-36,76	140.931.507	138.013.468	-2,07
HONG KONG	50.563	16.460	-67,45	68.690	24.793	-63,91
KOREA, REPUBLIC OF	189.290.620	161.850.341	-14,50	186.269.135	216.478.704	16,22
TAIWAN	3.403.974	1.763.096	-48,20	3.732.339	2.803.987	-24,87
CHINA	2.077.513.254	732.180.949	-64,76	1.979.516.944	1.104.335.553	-44,21
MONGOLIA	113.940	-	-100,00	122.486	-	-100,00
PAPUA NEW GUINEA	3.011.173	3.871.004	28,55	3.784.364	6.003.021	58,63
THAILAND	397.971	-	-100,00	485.514	-	-100,00
SINGAPORE	33.368.275	60.158.687	80,29	35.715.243	89.483.963	150,55
PHILIPPINES	290.078.937	232.662.608	-19,79	289.294.024	325.101.116	12,38
MALAYSIA	800.998.562	553.603.811	-30,89	796.627.189	785.040.780	-1,45
MYANMAR	383.166.255	200.607.921	-47,64	385.294.027	284.082.091	-26,27
CAMBODIA	708.928	276.263	-61,03	782.917	375.091	-52,09
BRUNEI DARUSSALAM	1.608.869	1.450.566	-9,84	2.034.728	2.480.389	21,90
NEPAL	1.010.376	192.384	-80,96	1.123.936	319.670	-71,56
VIET NAM	295.718.509	221.089.932	-25,24	281.085.379	303.581.394	8,00
MALDIVES	731.047	424.420	-41,94	868.901	652.067	-24,96
INDIA	1.275.818.923	1.126.594.167	-11,70	1.311.638.544	1.644.603.652	25,39
PAKISTAN	1.132.757.044	1.038.964.000	-8,28	1.117.789.292	1.446.225.754	29,38
BANGLADESH	617.975.231	474.549.656	-23,21	597.417.571	674.801.485	12,95
SRI LANKA	1.499.910	6	-100,00	1.625.403	2	-100,00
AFGHANISTAN	-	31.011	-	-	54.774	-
IRAQ	47.101.582	65.459.642	38,98	45.831.810	83.771.657	82,78
IRAN (ISLAMIC REPUBLIC OF)	20.323.888	57.165	-99,72	22.101.569	97.181	-99,56
SAUDI ARABIA	127.419.823	67.733.562	-46,84	127.842.687	105.911.513	-17,15
ISRAEL	8.596.267	7.797.988	-9,29	8.119.132	10.105.157	24,46
KUWAIT	251.100	-	-100,00	242.730	-	-100,00
JORDAN	2.313.600	4.381.758	89,39	2.318.374	4.941.482	113,14
LEBANON	1.227.048	66.716	-94,56	1.302.828	100.556	-92,28
YEMEN	13.373.399	10.565.629	-21,00	14.788.786	13.015.322	-11,99
OMAN	56.237.615	103.799.742	84,57	57.467.968	154.650.067	169,11
SYRIA ARAB REPUBLIC	242.100	867.158	258,18	249.794	1.223.980	390,00
TURKEY	122.848.729	142.578.154	16,06	129.014.042	209.912.664	62,71
UNITED ARAB EMIRATES	120.622.504	84.271.668	-30,14	124.215.706	121.249.617	-2,39
QATAR	945.810	-	-100,00	1.150.056	-	-100,00
BAHRAIN	1.683.472	864.270	-48,66	1.861.465	1.468.179	-21,13
EGYPT	465.380.643	364.382.367	-21,70	469.160.036	512.689.273	9,28
LIBYAN ARAB JAMAHIRIYA	43.740	43.740	0,00	49.645	59.574	20,00
MOROCCO	2.850.160	3.004.944	5,43	3.082.448	4.507.416	46,23
TUNISIA	24.695.613	42.807.492	73,34	25.556.669	61.342.145	140,02
ALGERIA	64.078.155	51.208.493	-20,08	57.247.952	64.375.266	12,45
SUDAN	29.759.709	26.482.321	-11,01	30.102.435	38.295.947	27,22
NAMIBIA	128.333	-	-100,00	134.990	-	-100,00
TANZANIA, UNITED REP. OF	125.276.707	70.725.792	-43,54	131.505.462	109.749.968	-16,54
MADAGASCAR	7.407.913	120.780	-98,37	8.190.440	113.533	-98,61
SOMALIA	15.613.013	8.267.200	-47,05	17.739.228	13.588.888	-23,40
KENYA	146.650.295	43.917.628	-70,05	153.396.926	67.376.259	-56,08
MOZAMBIQUE	9.739.297	6.149.639	-36,86	9.686.115	8.524.568	-11,99
EQUATORIAL GUINEA	7.023.763	2.801.515	-60,11	7.971.566	4.201.989	-47,29

https://www.bps.go.id

TABEL 6. PERKEMBANGAN EKSPOR INDONESIA MENURUT KOMODITI DAN NEGARA TUJUAN
JANUARI - JUNI 2021 DAN 2022

KOMODITI / NEGARA TUJUAN	BERAT BERSIH (KG)		PERUB	NILAI FOB (US $)		PERUB
	JAN-JUN 2021	JAN-JUN 2022	%	JAN-JUN 2021	JAN-JUN 2022	%
(1)	(2)	(3)	(4)	(5)	(6)	(7)
TOGO	67.527.734	39.643.153	-41,29	68.905.620	59.584.887	-13,53
GHANA	26.236.577	5.934.865	-77,38	28.498.111	9.305.414	-67,35
LIBERIA	15.290.662	9.998.255	-34,61	14.673.559	11.315.868	-22,88
GUINEA	51.084.152	97.200	-99,81	45.590.232	130.127	-99,71
ANGOLA	29.335.006	34.631.775	18,06	33.023.979	52.126.307	57,84
CONGO	21.767.692	10.574.303	-51,42	23.730.498	16.073.267	-32,27
CAMEROON	3.967.113	5.189.316	30,81	4.484.605	8.326.610	85,67
NIGERIA	12.914.847	5.760.159	-55,40	13.782.948	8.390.298	-39,13
SIERRA LEONE	120.780	-	-100,00	136.783	-	-100,00
GABON	55.080	-	-100,00	73.848	-	-100,00
COTE D'IVOIRE	29.102.400	5.800.320	-80,07	31.824.671	8.056.206	-74,69
SENEGAL	24.817.429	12.584.821	-49,29	27.186.035	18.411.868	-32,27
MAURITANIA	35.693.181	19.589.825	-45,12	39.067.676	28.176.588	-27,88
BENIN	73.164.203	27.481.177	-62,44	78.278.218	41.854.730	-46,53
GAMBIA	27.081.245	5.403.496	-80,05	30.402.193	8.405.793	-72,35
UGANDA	444.330	-	-100,00	494.518	-	-100,00
NIGER	123.525	370.575	200,00	127.725	544.498	326,31
DJIBOUTI	116.678.785	74.234.603	-36,38	123.136.538	105.710.994	-14,15
SAO TOME AND PRINCIPE	527.670	599.400	13,59	594.488	854.144	43,68
SOUTH AFRICA	190.615.371	164.856.480	-13,51	184.581.478	232.458.913	25,94
ZIMBABWE	40.140	-	-100,00	51.766	-	-100,00
COMOROS	951.864	1.255.001	31,85	1.097.528	1.844.936	68,10
MAURITIUS	1.353.339	366.240	-72,94	1.460.991	592.044	-59,48
MAYOTTE	76.442	390.406	410,72	93.811	642.719	585,12
DEMOCRATIC REP. OF THE CONGO	8.374.384	317.453	-96,21	7.516.660	497.209	-93,39
MICRONESIA, FED. STATES OF	34.032	73.851	117,00	43.319	125.404	189,49
PALAU	18.414	18.562	0,80	23.394	28.599	22,25
NORTHERN MARIANA ISLANDS	39.185	19.034	-51,43	46.439	27.504	-40,77
SAINT VINCENT AND THE GRENADINES	35.586	18.360	-48,41	45.510	24.500	-46,17
VANUATU	587.206	295.661	-49,65	748.424	480.138	-35,85
AMERICAN SAMOA	108.725	-	-100,00	131.651	-	-100,00
COOK ISLANDS	8.640	-	-100,00	10.845	-	-100,00
FIJI	1.155.500	612.156	-47,02	943.049	743.846	-21,12
KIRIBATI	270.312	93.124	-65,55	342.490	150.107	-56,17
MARSHALL ISLANDS	40.464	18.415	-54,49	51.509	28.696	-44,29
SAMOA	1.040.031	609.892	-41,36	1.226.072	969.430	-20,93
SOLOMON ISLANDS	1.066.031	1.155.380	8,38	1.302.917	1.606.600	23,31
TONGA	342.241	134.118	-60,81	405.289	179.362	-55,74
EAST TIMOR	6.061.505	2.641.677	-56,42	6.612.498	4.190.055	-36,63
UNITED STATES	725.131.840	685.486.720	-5,47	759.791.131	1.060.883.226	39,63
CANADA	-	24.001	-	-	90.048	-
MEXICO	25.707.462	32.671.353	27,09	26.811.608	44.260.842	65,08
GUATEMALA	2.998.439	-	-100,00	2.689.600	-	-100,00
HONDURAS	2.499.960	-	-100,00	2.707.457	-	-100,00
PANAMA	93.247	-	-100,00	108.492	-	-100,00
CUBA	86.000	-	-100,00	119.196	-	-100,00
SURINAME	-	24.156	-	-	41.548	-
CHILE	1.917.090	386.700	-79,83	1.569.432	767.403	-51,10
VENEZUELA	-	23.490	-	-	42.517	-
ARGENTINA	186.624	1.494.924	701,04	227.308	3.098.860	1.263,29
BRAZIL	145.511.603	152.953.719	5,11	166.029.351	267.175.250	60,92
COLOMBIA	38.327.996	24.002.019	-37,38	39.735.412	29.592.207	-25,53
URUGUAY	3.632.930	-	-100,00	4.187.987	-	-100,00
ECUADOR	4.000.000	-	-100,00	4.180.000	-	-100,00
PERU	5.000.368	3.301.000	-33,98	5.062.673	5.377.337	6,22
GUYANA	359.532	723.312	101,18	400.395	1.052.526	162,87
TRINIDAD AND TOBAGO	553.500	176.562	-68,10	549.152	230.979	-57,94
JAMAICA	516.000	1.899.819	268,18	549.884	2.270.793	312,96
DOMINICAN REPUBLIC	96.624	-	-100,00	101.455	-	-100,00
COSTA RICA	123.525	-	-100,00	124.451	-	-100,00
HAITI	55.369.954	34.016.294	-38,57	54.170.968	42.070.008	-22,34
ANTIGUA AND BARBUDA	-	88.128	-	-	117.254	-
DOMINICA	67.568	39.636	-41,34	79.019	66.556	-15,77
GRENADA	71.874	-	-100,00	88.737	-	-100,00
SAINT LUCIA	141.084	23.328	-83,47	178.202	40.684	-77,17
UNITED KINGDOM	40.015.336	32.659.264	-18,38	40.776.061	49.800.601	22,13
NETHERLANDS	287.511.775	212.553.218	-26,07	298.813.382	336.896.222	12,74
FRANCE	57.999.172	32.499.743	-43,97	60.321.744	44.195.901	-26,73
GERMANY, FED. REP. OF	49.466.961	14.688.555	-70,31	52.851.841	21.254.411	-59,78
BELGIUM	81.904.378	6.414.865	-92,17	70.011.052	9.945.178	-85,79
DENMARK	12.984.694	26.656.952	105,30	11.801.095	40.683.706	244,75
SWEDEN	27.166.317	26.484.930	-2,51	27.409.334	37.978.866	38,56
ITALY	253.692.214	200.382.309	-21,01	237.459.207	275.277.134	15,93
SPAIN	515.486.595	254.631.494	-50,60	493.541.381	305.303.322	-38,14
GREECE	27.384.489	50.147.787	83,12	25.694.549	74.095.781	188,37
POLAND	44.240	43.990	-0,57	54.990	78.628	42,99
BULGARIA	42.480	43.200	1,69	44.604	69.336	55,45
ALBANIA	144.495	289.800	100,56	159.034	464.286	191,94
KAZAKHSTAN	3.864.000	43.740	-98,87	3.930.948	79.738	-97,97
KYRGYZSTAN	126.000	-	-100,00	141.120	-	-100,00
UKRAINE	130.063.033	15.247.134	-88,28	129.566.459	18.614.344	-85,63
UZBEKISTAN	21.500	-	-100,00	31.326	-	-100,00
LATVIA	7.458.001	8.349.734	11,96	8.379.559	14.736.029	75,86

https://www.bps.go.id

TABEL 6. PERKEMBANGAN EKSPOR INDONESIA MENURUT KOMODITI DAN NEGARA TUJUAN
JANUARI - JUNI 2021 DAN 2022

KOMODITI / NEGARA TUJUAN	BERAT BERSIH (KG)		PERUB	NILAI FOB (US $)		PERUB
	JAN-JUN 2021	JAN-JUN 2022	%	JAN-JUN 2021	JAN-JUN 2022	%
(1)	(2)	(3)	(4)	(5)	(6)	(7)
ESTONIA	71.714.914	75.635.555	5,47	64.520.459	98.166.742	52,15
GEORGIA	4.199.755	4.799.916	14,29	3.472.881	3.573.537	2,90
CROATIA	3.968.256	2.669.617	-32,73	4.476.366	4.903.999	9,55
RUSSIA FEDERATION	354.859.021	312.463.925	-11,95	368.997.032	477.651.108	29,45
SERBIA	592.602	21.870	-96,31	664.063	37.726	-94,32
MONTENEGRO	24.156	67.356	178,84	26.511	101.607	283,26
MINYAK KELAPA	**310.502.452**	**342.547.658**	**10,32**	**469.431.081**	**662.924.922**	**41,22**
JAPAN	239.114	373.355	56,14	404.657	794.077	96,23
HONG KONG	12	-	-100,00	1	-	-100,00
KOREA, REPUBLIC OF	15.211.827	17.294.194	13,69	24.943.242	33.639.565	34,86
TAIWAN	15.936	3.145	-80,27	29.949	7.050	-76,46
CHINA	58.668.445	68.177.653	16,21	89.769.499	137.481.152	53,15
MONGOLIA	170.910	-	-100,00	283.654	-	-100,00
THAILAND	6.783.971	8.665.081	27,73	10.213.452	16.121.488	57,85
SINGAPORE	10.780.103	8.341.769	-22,62	15.767.005	15.958.523	1,21
PHILIPPINES	-	40.170	-	-	44.589	-
MALAYSIA	61.286.193	90.100.806	47,02	86.619.000	166.350.621	92,05
BRUNEI DARUSSALAM	-	6.976	-	-	18.706	-
VIET NAM	563.360	676.382	20,06	936.462	1.414.262	51,02
INDIA	8.406.081	799.827	-90,49	10.664.888	867.119	-91,87
PAKISTAN	664.618	1.536.112	131,13	1.032.796	3.240.396	213,75
BANGLADESH	3.539.448	3.166.334	-10,54	5.380.403	7.583.098	40,94
SRI LANKA	25.566.485	1.893.440	-92,59	40.167.750	3.360.614	-91,63
IRAQ	441.400	1.424.800	222,79	766.601	3.220.140	320,05
IRAN (ISLAMIC REPUBLIC OF)	2.484.300	1.197.500	-51,80	3.911.397	2.617.011	-33,09
SAUDI ARABIA	-	435.000	-	-	735.150	-
ISRAEL	253.032	822.641	225,11	422.174	1.716.851	306,67
KUWAIT	1.287	-	-100,00	4.771	-	-100,00
JORDAN	21.000	198.200	843,81	34.965	417.698	1.094,62
LEBANON	89.440	265.056	196,35	160.992	553.569	243,85
TURKEY	129.557	2.967.431	2.190,45	218.481	6.232.608	2.752,70
UNITED ARAB EMIRATES	1.043.797	1.084.196	3,87	1.531.489	2.192.315	43,15
QATAR	120	-	-100,00	80	-	-100,00
BAHRAIN	-	6.000	-	-	13.608	-
EGYPT	2.043.663	7.413.352	262,75	3.412.708	13.335.705	290,77
LIBYAN ARAB JAMAHIRIYA	161.700	208.224	28,77	251.055	411.328	63,84
MOROCCO	-	300.000	-	-	637.500	-
TUNISIA	800.027	5.419.633	577,43	1.276.040	9.658.753	656,93
ALGERIA	411.715	898.527	118,24	654.253	1.785.822	172,96
ETHIOPIA	18.130	-	-100,00	26.470	-	-100,00
TANZANIA, UNITED REP. OF	84.000	132.810	58,11	65.730	257.756	292,14
MADAGASCAR	37.620	194.652	417,42	65.835	258.552	292,73
KENYA	197.742	419.980	112,39	296.990	828.762	179,05
REUNION	15.200	-	-100,00	25.536	-	-100,00
GHANA	-	1.920	-	-	3.821	-
DJIBOUTI	-	15.200	-	-	32.376	-
SOUTH AFRICA	596.082	1.861.364	212,27	931.831	3.469.983	272,38
MALAWI	148.100	-	-100,00	109.421	-	-100,00
AUSTRALIA	301.244	201.620	-33,07	539.603	475.562	-11,87
NEW ZEALAND	93.200	87.900	-5,69	163.394	191.287	17,07
NEW CALEDONIA	15.286	14.800	-3,18	29.242	32.634	11,60
EAST TIMOR	-	1.475	-	-	3.500	-
UNITED STATES	69.777.890	67.425.377	-3,37	105.517.027	132.860.761	25,91
CANADA	433.079	127.852	-70,48	1.266.136	294.826	-76,71
MEXICO	36.000	73.200	103,33	65.052	154.729	137,85
CHILE	-	96.048	-	-	214.175	-
ARGENTINA	153.150	162.182	5,90	217.862	318.332	46,12
BRAZIL	359.110	617.674	72,00	786.736	1.253.178	59,29
COLOMBIA	14.220	22.800	60,33	55.508	47.407	-14,60
ECUADOR	55.200	98.820	79,02	127.512	214.934	68,56
TRINIDAD AND TOBAGO	451.500	1.154.700	155,75	724.980	2.213.900	205,37
DOMINICAN REPUBLIC	21.500	-	-100,00	36.013	-	-100,00
COSTA RICA	2.000	-	-100,00	7.000	-	-100,00
FRENCH POLYNESIA	-	60.800	-	-	146.756	-
UNITED KINGDOM	64.611	82.937	28,36	275.352	449.543	63,26
NETHERLANDS	17.140.217	26.520.699	54,73	26.366.640	49.917.719	89,32
FRANCE	1.081	-	-100,00	7.220	-	-100,00
GERMANY, FED. REP. OF	-	9	-	-	146	-
BELGIUM	-	21.870	-	-	39.716	-
SWEDEN	40.000	40.000	0,00	74.400	63.200	-15,05
ITALY	-	68.400	-	-	173.412	-
SPAIN	1.500.344	2.980.359	98,65	2.181.624	5.470.653	150,76
HUNGARY	31.042	15.521	-50,00	44.509	30.579	-31,30
POLAND	-	21.150	-	-	42.512	-
ROMANIA	-	67.080	-	-	143.216	-
KAZAKHSTAN	82.944	-	-100,00	141.420	-	-100,00
KYRGYZSTAN	321.872	212.160	-34,09	549.449	465.312	-15,31
UKRAINE	4.656.684	21.156	-99,55	7.200.930	41.469	-99,42
UZBEKISTAN	-	261.600	-	-	523.416	-
LATVIA	-	20.000	-	-	42.900	-
GEORGIA	87.480	45.200	-48,33	141.521	109.610	-22,55
CROATIA	188.668	20.160	-89,31	312.430	42.144	-86,51

https://www.bps.go.id

TABEL 6. PERKEMBANGAN EKSPOR INDONESIA MENURUT KOMODITI DAN NEGARA TUJUAN
JANUARI - JUNI 2021 DAN 2022

KOMODITI / NEGARA TUJUAN	BERAT BERSIH (KG)		PERUB	NILAI FOB (US $)		PERUB
	JAN-JUN 2021	JAN-JUN 2022	%	JAN-JUN 2021	JAN-JUN 2022	%
(1)	(2)	(3)	(4)	(5)	(6)	(7)
SLOVENIA	242.400	-	-100,00	898.514	-	-100,00
RUSSIA FEDERATION	13.536.657	15.662.382	15,70	21.278.446	31.686.828	48,92
SERBIA	20.661	-	-100,00	42.986	-	-100,00
UDANG DIBEKUKAN	**80.632.226**	**81.306.318**	**0,84**	**705.709.996**	**772.885.380**	**9,52**
JAPAN	12.447.736	13.314.917	6,97	127.856.099	145.542.836	13,83
HONG KONG	260.689	309.748	18,82	2.590.300	3.159.826	21,99
KOREA, REPUBLIC OF	575.930	557.357	-3,22	5.063.217	4.873.759	-3,74
TAIWAN	860.982	1.224.917	42,27	6.037.984	10.222.849	69,31
CHINA	2.710.763	5.672.282	109,25	15.224.495	31.534.440	107,13
THAILAND	-	34.412	-	-	196.795	-
SINGAPORE	243.235	388.047	59,54	1.492.705	2.502.192	67,63
PHILIPPINES	9.000	20.610	129,00	53.650	139.444	159,91
MALAYSIA	683.473	789.415	15,50	3.293.087	4.263.084	29,46
BRUNEI DARUSSALAM	9.500	-	-100,00	50.350	-	-100,00
VIET NAM	63.693	73.014	14,63	387.840	494.527	27,51
TURKEY	6.150	9.190	49,43	55.350	67.203	21,41
BAHRAIN	7	-	-100,00	24	-	-100,00
CYPRUS	17.763	9.764	-45,03	137.526	128.453	-6,60
MOROCCO	-	49.650	-	-	63.061	-
REUNION	16.541	1.912	-88,44	186.201	25.184	-86,47
SOUTH AFRICA	6.450	-	-100,00	59.340	-	-100,00
AUSTRALIA	19.192	66.059	244,20	237.633	878.873	269,84
NEW ZEALAND	-	740	-	-	8.620	-
EAST TIMOR	-	2.200	-	-	2.200	-
UNITED STATES	58.776.716	54.296.932	-7,62	507.570.933	523.102.166	3,06
CANADA	796.571	1.263.621	58,63	7.574.641	15.310.970	102,13
TRINIDAD AND TOBAGO	117.813	118.570	0,64	985.185	1.105.103	12,17
JAMAICA	-	4.898	-	-	50.776	-
PUERTO RICO	575.470	156.786	-72,76	5.054.812	1.648.158	-67,39
DOMINICAN REPUBLIC	5.897	18.877	220,12	51.569	197.270	282,53
UNITED KINGDOM	225.462	406.335	80,22	2.025.429	3.914.159	93,25
NETHERLANDS	573.292	718.105	25,26	5.961.176	7.995.688	34,13
FRANCE	344.141	166.557	-51,60	3.505.668	2.052.339	-41,46
GERMANY, FED. REP. OF	57.352	243.800	325,09	721.078	2.722.228	277,52
BELGIUM	153.873	675.956	339,29	1.317.629	6.117.572	364,29
DENMARK	14.948	23.000	53,87	136.024	227.025	66,90
SWEDEN	7.920	25.114	217,09	65.349	233.230	256,90
ITALY	98.426	124.420	26,41	586.616	789.183	34,53
SPAIN	110.766	327.336	195,52	338.960	1.449.063	327,50
GREECE	22.450	45.770	103,88	227.580	430.467	89,15
KAZAKHSTAN	13.480	-	-100,00	110.302	-	-100,00
LATVIA	19.000	-	-100,00	145.060	-	-100,00
RUSSIA FEDERATION	787.546	166.010	-78,92	6.606.184	1.436.641	-78,25
MENTEGA, LEMAK DAN MINYAK KAKAO	**65.372.393**	**74.841.106**	**14,48**	**323.411.522**	**316.707.799**	**-2,07**
JAPAN	2.160.100	1.874.446	-13,22	10.792.018	8.440.021	-21,79
HONG KONG	4.142	3.775	-8,86	13.747	15.108	9,90
KOREA, REPUBLIC OF	20.000	60.000	200,00	97.640	259.790	166,07
TAIWAN	1.000	2.000	100,00	5.285	9.400	77,85
CHINA	3.763.000	3.910.022	3,91	17.157.245	16.713.573	-2,59
THAILAND	2.000	15.000	650,00	9.738	66.888	586,88
SINGAPORE	101.661	3.455.199	3.298,75	464.664	14.776.743	3.080,09
PHILIPPINES	13.500	36.700	171,85	70.200	115.650	64,74
MALAYSIA	1.125.855	1.995.574	77,25	5.814.407	8.855.792	52,31
INDIA	7.423.000	8.790.407	18,42	37.861.542	37.566.383	-0,78
PAKISTAN	300.225	140.000	-53,37	1.262.970	658.000	-47,90
BANGLADESH	14.000	2.000	-85,71	59.423	10.359	-82,57
SAUDI ARABIA	96.000	-	-100,00	488.427	-	-100,00
ISRAEL	690.000	360.000	-47,83	3.588.000	1.644.017	-54,18
JORDAN	40.000	40.000	0,00	181.563	189.340	4,28
TURKEY	210.000	725.000	245,24	1.032.269	3.139.997	204,18
UNITED ARAB EMIRATES	784.000	1.446.046	84,44	3.887.194	6.249.459	60,77
EGYPT	515.000	1.008.975	95,92	2.659.541	4.372.163	64,40
COTE D'IVOIRE	-	300.000	-	-	1.165.775	-
GAMBIA	60.000	20.000	-66,67	16.700	6.400	-61,68
SOUTH AFRICA	521.050	560.200	7,51	2.710.091	2.461.068	-9,19
AUSTRALIA	4.505.110	5.777.134	28,24	23.061.503	24.690.299	7,06
NEW ZEALAND	400.000	120.000	-70,00	1.989.608	526.260	-73,55
UNITED STATES	18.170.000	17.523.975	-3,56	90.957.505	78.672.211	-13,51
CANADA	1.380.000	1.400.000	1,45	7.370.939	6.053.865	-17,87
MEXICO	660.000	1.260.000	90,91	3.438.525	5.575.974	62,16
CHILE	48.000	144.000	200,00	273.600	640.800	134,21
BRAZIL	-	60.000	-	-	267.338	-
NETHERLANDS	3.363.000	7.921.001	135,53	14.910.315	31.897.688	113,93
FRANCE	2.080.000	300.000	-85,58	10.783.750	1.106.655	-89,74
GERMANY, FED. REP. OF	6.080.000	8.540.000	40,46	27.123.850	30.255.726	11,55
BELGIUM	-	153	-	-	122	-
GREECE	60.000	-	-100,00	311.762	-	-100,00
UKRAINE	80.000	20.000	-75,00	451.500	85.000	-81,17
LATVIA	-	500	-	-	2.087	-
ESTONIA	7.966.000	5.608.000	-29,60	41.035.996	24.058.818	-41,37
GEORGIA	250	-	-100,00	2.500	-	-100,00

https://www.bps.go.id

TABEL 6. PERKEMBANGAN EKSPOR INDONESIA MENURUT KOMODITI DAN NEGARA TUJUAN
JANUARI - JUNI 2021 DAN 2022

KOMODITI / NEGARA TUJUAN	BERAT BERSIH (KG)		PERUB	NILAI FOB (US $)		PERUB
	JAN-JUN 2021	JAN-JUN 2022	%	JAN-JUN 2021	JAN-JUN 2022	%
(1)	(2)	(3)	(4)	(5)	(6)	(7)
RUSSIA FEDERATION	2.735.500	1.421.000	-48,05	13.527.505	6.159.029	-54,47
MARGARIN	**649.723.636**	**623.312.349**	**-4,07**	**671.623.890**	**845.060.740**	**25,82**
JAPAN	91.969	74.548	-18,94	176.379	511.449	189,97
HONG KONG	834.924	441.853	-47,08	949.205	644.836	-32,07
KOREA, REPUBLIC OF	3.662.100	3.703.760	1,14	3.911.046	5.033.960	28,71
TAIWAN	4.041.434	3.552.768	-12,09	4.065.320	5.164.711	27,04
CHINA	351.146.281	383.000.297	9,07	360.668.837	505.168.185	40,06
PAPUA NEW GUINEA	1.757.331	1.644.993	-6,39	1.815.526	2.301.246	26,75
THAILAND	4.361.915	4.024.844	-7,73	4.328.414	5.576.862	28,84
SINGAPORE	296.841	3.168.194	967,30	448.941	4.956.552	1.004,05
PHILIPPINES	7.066.995	8.624.206	22,03	7.700.515	12.317.752	59,96
MALAYSIA	6.236.034	10.147.834	62,73	6.417.247	13.643.571	112,61
MYANMAR	3.367.528	1.912.114	-43,22	3.786.947	3.172.507	-16,23
CAMBODIA	139.428	46.335	-66,77	134.728	68.733	-48,98
BRUNEI DARUSSALAM	9.300	10.400	11,83	7.213	17.916	148,39
NEPAL	1.902.415	934.020	-50,90	1.837.150	1.283.675	-30,13
VIET NAM	14.713.910	14.837.470	0,84	16.102.577	22.821.485	41,73
MALDIVES	113.805	126.405	11,07	105.681	180.780	71,06
INDIA	2.362.660	1.399.640	-40,76	2.369.366	1.963.177	-17,14
PAKISTAN	3.909.888	2.705.743	-30,80	3.768.378	3.961.949	5,14
BANGLADESH	351.076	417.618	18,95	314.095	533.179	69,75
SRI LANKA	1.813.202	2.099.980	15,82	1.995.062	3.247.226	62,76
AFGHANISTAN	22.000	-	-100,00	21.890	-	-100,00
IRAQ	1.716.109	980.187	-42,88	1.666.249	1.419.355	-14,82
IRAN (ISLAMIC REPUBLIC OF)	-	385.220	-	-	540.346	-
SAUDI ARABIA	5.491.645	4.075.597	-25,79	6.115.524	6.777.720	10,83
ISRAEL	1.875.815	3.320.655	77,02	2.207.430	5.150.243	133,31
KUWAIT	81.170	54.000	-33,47	76.966	90.218	17,22
JORDAN	1.433.810	2.604.474	81,65	1.471.866	3.728.370	153,31
LEBANON	4.001.556	2.555.186	-36,15	4.282.532	3.836.487	-10,42
YEMEN	762.520	592.435	-22,31	655.261	849.406	29,63
OMAN	905.170	1.240.818	37,08	973.051	1.886.171	93,84
SYRIA ARAB REPUBLIC	87.200	308.700	254,01	84.148	626.661	644,71
TURKEY	9.137.952	8.692.806	-4,87	12.047.459	13.165.411	9,28
UNITED ARAB EMIRATES	2.433.005	2.866.085	17,80	2.824.277	5.201.919	84,19
QATAR	207.840	271.620	30,69	209.973	399.903	90,45
BAHRAIN	1.473.405	1.057.660	-28,22	1.806.894	1.364.762	-24,47
CYPRUS	45.720	-	-100,00	69.129	-	-100,00
EGYPT	5.831.270	5.172.076	-11,30	7.553.311	7.315.808	-3,14
LIBYAN ARAB JAMAHIRIYA	940.010	376.900	-59,90	1.191.110	456.803	-61,65
MOROCCO	358.600	1.924.750	436,74	400.717	2.898.225	623,26
TUNISIA	45.720	22.860	-50,00	82.410	47.738	-42,07
ALGERIA	19.663.190	16.452.372	-16,33	19.671.939	21.735.352	10,49
SUDAN	3.929.340	1.972.390	-49,80	3.913.654	2.847.023	-27,25
ETHIOPIA	-	1.726.760	-	-	1.920.376	-
TANZANIA, UNITED REP. OF	905.346	450.760	-50,21	905.843	631.346	-30,30
MADAGASCAR	21.000	67.220	220,10	19.530	84.945	334,95
MOZAMBIQUE	1.720.760	685.820	-60,14	1.623.136	902.020	-44,43
TOGO	93.590	502.403	436,81	93.561	586.280	526,63
GHANA	12.386.795	8.552.531	-30,95	12.083.799	10.271.514	-15,00
LIBERIA	1.202.768	144.464	-87,99	1.167.436	204.055	-82,52
GUINEA	660.000	-	-100,00	565.400	-	-100,00
ANGOLA	5.827.377	5.173.420	-11,22	5.508.986	6.954.932	26,25
CONGO	537.100	907.130	68,89	518.053	1.161.260	124,16
CAMEROON	2.341.094	2.160.914	-7,70	2.703.888	2.698.844	-0,19
NIGERIA	47.419.754	30.182.110	-36,35	42.640.587	37.009.754	-13,21
SIERRA LEONE	205.530	-	-100,00	197.691	-	-100,00
COTE D'IVOIRE	22.500	306.618	1.262,75	22.050	393.243	1.683,42
SENEGAL	4.887.280	3.057.905	-37,43	4.751.064	3.943.020	-17,01
MAURITANIA	21.900	45.280	106,76	19.382	59.337	206,15
BENIN	35.575	100.530	182,59	36.534	128.021	250,42
GAMBIA	107.800	111.380	3,32	103.696	141.090	36,06
DJIBOUTI	4.560.340	3.605.120	-20,95	4.286.982	5.263.392	22,78
SOUTH AFRICA	2.822.130	1.324.560	-53,07	4.062.682	2.787.315	-31,39
MALAWI	187.600	44.240	-76,42	182.757	50.876	-72,16
MAURITIUS	43.680	21.900	-49,86	44.763	27.003	-39,68
DEMOCRATIC REP. OF THE CONGO	301.400	550.880	82,77	311.627	680.992	118,53
AUSTRALIA	1.191.953	1.371.361	15,05	1.200.051	1.445.656	20,47
NEW ZEALAND	2.656.989	2.082.117	-21,64	2.947.395	2.721.208	-7,67
VANUATU	38.085	2.970	-92,20	39.791	3.505	-91,19
COOK ISLANDS	-	204.640	-	-	245.617	-
FIJI	90.080	91.200	1,24	95.227	119.385	25,37
SAMOA	57.600	59.400	3,13	63.710	93.951	47,47
SOLOMON ISLANDS	35.271	66.314	88,01	42.855	132.982	210,31
EAST TIMOR	299.955	149.950	-50,01	293.809	179.336	-38,96
UNITED STATES	32.250.408	18.112.860	-43,84	34.190.740	23.857.729	-30,22
CANADA	2.539.926	5.958.002	134,57	2.801.726	9.730.628	247,31
MEXICO	180.400	66.000	-63,41	283.567	103.435	-63,52
HONDURAS	-	21.000	-	-	25.914	-
NICARAGUA	63.000	21.000	-66,67	53.571	25.914	-51,63
PANAMA	21.000	21.000	0,00	18.165	35.742	96,76
SURINAME	-	42.000	-	-	59.367	-

https://www.bps.go.id

TABEL 6. PERKEMBANGAN EKSPOR INDONESIA MENURUT KOMODITI DAN NEGARA TUJUAN
JANUARI - JUNI 2021 DAN 2022

KOMODITI / NEGARA TUJUAN	BERAT BERSIH (KG)		PERUB	NILAI FOB (US $)		PERUB
	JAN-JUN 2021	JAN-JUN 2022	%	JAN-JUN 2021	JAN-JUN 2022	%
(1)	(2)	(3)	(4)	(5)	(6)	(7)
CHILE	293.820	638.900	117,45	277.067	830.481	199,74
ARGENTINA	-	120.000	-	-	251.001	-
COLOMBIA	472.500	405.000	-14,29	551.475	761.940	38,16
BOLIVIA	382.500	765.000	100,00	448.538	1.457.460	224,94
ECUADOR	375.000	472.500	26,00	429.293	939.330	118,81
PERU	595.620	677.060	13,67	656.485	1.403.224	113,75
GUYANA	84.900	63.900	-24,73	84.749	106.869	26,10
TRINIDAD AND TOBAGO	827.366	849.139	2,63	729.890	1.085.744	48,75
JAMAICA	2.025.211	1.982.686	-2,10	1.740.471	2.458.136	41,23
PUERTO RICO	909.020	625.066	-31,24	1.030.207	731.637	-28,98
DOMINICAN REPUBLIC	600.000	192.740	-67,88	668.475	313.037	-53,17
HAITI	1.166.167	832.637	-28,60	1.161.512	1.205.882	3,82
BARBADOS	391.910	413.683	5,56	347.494	523.723	50,71
ANTIGUA AND BARBUDA	-	126.000	-	-	171.066	-
DOMINICA	-	66.255	-	-	84.573	-
GRENADA	80.067	-	-100,00	69.295	-	-100,00
SAINT LUCIA	-	65.863	-	-	95.149	-
UNITED KINGDOM	1.069.430	-	-100,00	993.096	-	-100,00
NETHERLANDS	80.488	20	-99,98	84.084	13	-99,99
FRANCE	1	1	0,00	1	1	-1,46
GERMANY, FED. REP. OF	103.200	102.661	-0,52	117.768	174.697	48,34
DENMARK	7.334.520	-	-100,00	5.848.885	-	-100,00
SWEDEN	4.514.114	60.090	-98,67	3.881.432	111.410	-97,13
ITALY	21.600	10.134.699	46.819,90	21.323	13.070.928	61.201,10
SPAIN	225.200	147.200	-34,64	243.973	212.071	-13,08
PORTUGAL	86.400	43.200	-50,00	86.832	50.760	-41,54
GREECE	3.462.050	3.507.540	1,31	3.815.247	4.941.619	29,52
HUNGARY	180.700	226.400	25,29	181.486	341.462	88,15
POLAND	199.820	260.100	30,17	278.887	449.280	61,10
ROMANIA	113.220	561.980	396,36	136.483	783.494	474,06
BULGARIA	849.860	45.000	-94,71	871.520	80.460	-90,77
ALBANIA	1.291.900	1.119.080	-13,38	1.373.585	1.629.526	18,63
ARMENIA	45.320	-	-100,00	41.113	-	-100,00
KAZAKHSTAN	178.660	180.000	0,75	242.344	322.425	33,04
KYRGYZSTAN	200.480	-	-100,00	202.698	-	-100,00
TURKMENISTAN	175.200	147.900	-15,58	177.828	183.257	3,05
UKRAINE	10.281.596	1.201.340	-88,32	12.126.975	2.149.638	-82,27
UZBEKISTAN	450.000	1.609.720	257,72	575.595	2.492.498	333,03
LITHUANIA	396.000	108.300	-72,65	412.005	156.712	-61,96
LATVIA	66.000	40.000	-39,39	105.974	54.800	-48,29
GEORGIA	718.600	714.500	-0,57	800.267	1.036.179	29,48
CROATIA	3.404.760	2.039.660	-40,09	3.373.288	3.405.561	0,96
BOSNIA AND HERZEGOVINA	-	112.000	-	-	150.080	-
SLOVENIA	558.340	133.200	-76,14	570.137	166.662	-70,77
REP. OF MACEDONIA	608.220	382.200	-37,16	640.803	599.103	-6,51
RUSSIA FEDERATION	10.076.158	6.176.660	-38,70	13.592.061	12.261.629	-9,79
SERBIA	447.850	149.000	-66,73	505.821	196.279	-61,20
MONTENEGRO	21.800	21.900	0,46	18.966	33.288	75,51
BIOTA AIR LAINNYA DIOLAH ATAU DIAWETKAN	**42.048.109**	**43.544.752**	**3,56**	**413.441.885**	**456.942.940**	**10,52**
JAPAN	4.799.631	5.329.302	11,04	45.272.248	50.157.797	10,79
HONG KONG	31.557	46.584	47,62	371.565	705.568	89,89
KOREA, REPUBLIC OF	58.441	155.537	166,14	1.095.928	2.654.984	142,26
TAIWAN	190.305	399.661	110,01	1.466.352	1.787.660	21,91
CHINA	289.142	220.277	-23,82	2.291.954	2.783.871	21,46
THAILAND	10.229	10.669	4,30	153.825	67.009	-56,44
SINGAPORE	202.996	191.603	-5,61	880.218	699.424	-20,54
PHILIPPINES	67.769	16.946	-74,99	397.778	68.628	-82,75
MALAYSIA	371.544	428.497	15,33	1.009.639	1.472.915	45,89
MYANMAR	3	-	-100,00	102	-	-100,00
BRUNEI DARUSSALAM	10	1.455	14.454,00	358	14.273	3.889,71
PAKISTAN	18	5	-72,22	39	9	-77,53
IRAQ	10	10	-2,47	779	417	-46,46
IRAN (ISLAMIC REPUBLIC OF)	37	-	-100,00	38	-	-100,00
ISRAEL	16	9	-45,21	1.822	2.188	20,06
JORDAN	-	11.538	-	-	92.922	-
LEBANON	-	1	-	-	54	-
TURKEY	-	25	-	-	279	-
UNITED ARAB EMIRATES	7.370	5	-99,93	196.711	953	-99,52
QATAR	11	-	-100,00	42	-	-100,00
CYPRUS	80	1.507	1.790,13	410	14.808	3.507,95
MOROCCO	-	17.372	-	-	23.452	-
REUNION	9.898	-	-100,00	41.961	-	-100,00
SOUTH AFRICA	7.258	69.055	851,39	32.507	319.980	884,36
AUSTRALIA	144.736	66.451	-54,09	1.848.699	1.028.528	-44,36
NEW ZEALAND	10	-	-100,00	185	-	-100,00
EAST TIMOR	-	1.688	-	-	16.734	-
UNITED STATES	31.987.366	32.592.953	1,89	323.082.511	353.793.575	9,51
CANADA	693.091	1.069.890	54,37	5.027.244	13.576.877	170,07
MEXICO	-	16.115	-	-	80.610	-
CHILE	470	-	-100,00	2.215	-	-100,00
ARGENTINA	52	13	-75,82	925	364	-60,71

https://www.bps.go.id

TABEL 6. PERKEMBANGAN EKSPOR INDONESIA MENURUT KOMODITI DAN NEGARA TUJUAN
JANUARI - JUNI 2021 DAN 2022

KOMODITI / NEGARA TUJUAN	BERAT BERSIH (KG)		PERUB	NILAI FOB (US $)		PERUB
	JAN-JUN 2021	JAN-JUN 2022	%	JAN-JUN 2021	JAN-JUN 2022	%
(1)	(2)	(3)	(4)	(5)	(6)	(7)
BRAZIL	194	43	-77,87	9.053	9.010	-0,48
ECUADOR	-	5	-	-	27	-
TRINIDAD AND TOBAGO	2.179	1.997	-8,37	20.671	20.202	-2,27
JAMAICA	-	10.024	-	-	126.728	-
PUERTO RICO	432.361	166.987	-61,38	4.003.790	1.692.651	-57,72
DOMINICAN REPUBLIC	10.229	42.191	312,48	113.008	481.232	325,84
UNITED KINGDOM	1.036.079	1.047.012	1,06	9.824.780	10.308.278	4,92
NETHERLANDS	532.205	697.913	31,14	5.047.064	5.727.159	13,48
FRANCE	61.627	83.594	35,64	558.997	1.032.501	84,71
GERMANY, FED. REP. OF	457.017	233.645	-48,88	5.009.248	2.547.949	-49,14
AUSTRIA	-	23	-	-	129	-
BELGIUM	127.865	215.306	68,39	990.855	1.642.237	65,74
SWITZERLAND	10	-	-100,00	197	-	-100,00
DENMARK	59.800	16.272	-72,79	669.654	268.970	-59,83
SWEDEN	-	2.819	-	-	46.351	-
IRELAND	17	-	-100,00	149	-	-100,00
ITALY	337.819	180.319	-46,62	2.960.826	2.061.451	-30,38
SPAIN	10.033	63.933	537,22	110.670	406.547	267,35
PORTUGAL	156	122	-21,90	5.092	2.148	-57,81
GREECE	24.099	41.310	71,42	160.895	356.995	121,88
HUNGARY	19	-	-100,00	127	-	-100,00
POLAND	16	6	-64,24	54	272	403,35
ROMANIA	1	4.260	425.900,00	90	80.915	89.805,33
ARMENIA	9	-	-100,00	179	-	-100,00
UKRAINE	6	4	-31,62	54	47	-12,50
CZECH REPUBLIC	4	-	-100,00	466	-	-100,00
RUSSIA FEDERATION	84.313	89.797	6,51	779.913	767.262	-1,62
OLAHAN KOPI DAN TEH	**118.662.399**	**119.215.757**	**0,47**	**349.886.909**	**342.814.473**	**-2,02**
JAPAN	1.106.464	1.409.684	27,40	3.969.254	5.401.879	36,09
HONG KONG	728.968	806.606	10,65	2.565.787	2.629.845	2,50
KOREA, REPUBLIC OF	97.432	129.467	32,88	316.145	311.411	-1,50
TAIWAN	1.448.376	1.392.348	-3,87	3.888.054	3.476.364	-10,59
CHINA	1.983.430	2.208.201	11,33	5.658.617	5.226.913	-7,63
MONGOLIA	41.463	29.135	-29,73	205.344	170.465	-16,99
PAPUA NEW GUINEA	1.369.919	3.039.446	121,87	3.903.268	9.065.300	132,25
THAILAND	1.421.753	1.430.069	0,58	4.086.416	4.004.551	-2,00
SINGAPORE	1.476.881	1.265.062	-14,34	6.779.091	5.230.288	-22,85
PHILIPPINES	76.592.997	68.652.557	-10,37	232.417.579	205.575.772	-11,55
MALAYSIA	10.662.384	11.611.981	8,91	29.470.299	32.014.729	8,63
MYANMAR	11.519	20.243	75,74	56.238	153.449	172,86
CAMBODIA	23.363	61.977	165,28	69.880	223.203	219,41
BRUNEI DARUSSALAM	122.971	117.654	-4,32	404.919	361.558	-10,71
VIET NAM	785.774	1.843.996	134,67	2.702.971	8.580.231	217,44
MALDIVES	12.722	14.603	14,79	66.754	86.030	28,88
INDIA	363.822	453.022	24,52	1.184.090	1.200.944	1,42
PAKISTAN	878.107	1.587.891	80,83	1.961.576	2.873.742	46,50
BANGLADESH	80.912	57.686	-28,71	258.248	187.612	-27,35
SRI LANKA	52.500	-	-100,00	124.733	-	-100,00
AFGHANISTAN	56.798	-	-100,00	129.732	-	-100,00
IRAQ	921.995	824.229	-10,60	2.486.684	2.244.942	-9,72
IRAN (ISLAMIC REPUBLIC OF)	194.891	83.077	-57,37	416.603	243.673	-41,51
SAUDI ARABIA	219.015	582.084	165,77	1.038.761	2.173.905	109,28
ISRAEL	129.635	30.725	-76,30	360.915	43.486	-87,95
KUWAIT	59.648	76.593	28,41	246.656	296.105	20,05
JORDAN	777.453	645.351	-16,99	2.137.280	2.159.643	1,05
LEBANON	907.528	644.663	-28,96	2.571.228	1.969.822	-23,39
PALESTINA	-	75.900	-	-	218.260	-
YEMEN	9.990	34.259	242,94	23.754	94.506	297,85
OMAN	1	21.057	2.105.570,00	20	69.012	344.960,00
TURKEY	28.552	11.000	-61,47	73.426	16.500	-77,53
UNITED ARAB EMIRATES	3.066.744	3.808.901	24,20	8.675.950	10.895.342	25,58
QATAR	7.431	55.954	652,94	29.229	194.302	564,76
BAHRAIN	12.972	28.363	118,65	44.105	108.802	146,69
EGYPT	21.289	66.506	212,40	70.261	150.934	114,82
LIBYAN ARAB JAMAHIRIYA	124.093	35.650	-71,27	421.783	134.292	-68,16
TANZANIA, UNITED REP. OF	26.310	-	-100,00	89.706	-	-100,00
MADAGASCAR	40.031	32.399	-19,06	131.460	87.505	-33,44
SOMALIA	6.828	600	-91,21	83.914	2.200	-97,38
KENYA	49.830	2.526	-94,93	104.803	8.866	-91,54
MOZAMBIQUE	2.055	3.600	75,18	9.000	15.850	76,11
TOGO	-	6.930	-	-	15.878	-
GHANA	12.840	13.670	6,46	31.650	33.253	5,07
CONGO	5.540	1.890	-65,88	82.156	3.916	-95,23
CAMEROON	17.621	58	-99,67	28.259	599	-97,88
NIGERIA	103.825	1.186.923	1.043,19	211.390	2.057.445	873,29
SIERRA LEONE	-	176	-	-	785	-
GABON	-	7.404	-	-	17.275	-
COTE D'IVOIRE	4.182	14.208	239,76	18.240	31.320	71,71
SENEGAL	88	-	-100,00	537	-	-100,00
MAURITANIA	-	7.104	-	-	15.248	-
GAMBIA	13.530	193	-98,57	36.900	1.103	-97,01
SEYCHELLES	1.277	-	-100,00	1.892	-	-100,00

https://www.bps.go.id

TABEL 6. PERKEMBANGAN EKSPOR INDONESIA MENURUT KOMODITI DAN NEGARA TUJUAN
JANUARI - JUNI 2021 DAN 2022

KOMODITI / NEGARA TUJUAN	BERAT BERSIH (KG)		PERUB	NILAI FOB (US $)		PERUB
	JAN-JUN 2021	JAN-JUN 2022	%	JAN-JUN 2021	JAN-JUN 2022	%
(1)	(2)	(3)	(4)	(5)	(6)	(7)
UGANDA	11.100	16.430	48,02	36.740	56.967	55,06
NIGER	1.200	12.714	959,50	3.600	37.142	931,72
SOUTH AFRICA	29.453	31.256	6,12	98.396	103.386	5,07
MAURITIUS	48.365	31.657	-34,55	149.091	102.323	-31,37
DEMOCRATIC REP. OF THE CONGO	2.670	-	-100,00	32.215	-	-100,00
AUSTRALIA	1.028.880	1.090.056	5,95	5.017.731	5.769.075	14,97
NEW ZEALAND	382.626	433.428	13,28	997.138	1.291.608	29,53
NEW CALEDONIA	12.442	3.122	-74,91	68.002	18.353	-73,01
NORTHERN MARIANA ISLANDS	48	-	-100,00	1.144	-	-100,00
VANUATU	9.626	4.455	-53,72	46.271	27.941	-39,62
FIJI	55.777	49.472	-11,30	167.330	157.863	-5,66
KIRIBATI	2.263	900	-60,23	8.765	8.700	-0,74
MARSHALL ISLANDS	19.932	5.760	-71,10	66.139	20.490	-69,02
SAMOA	14.136	12.265	-13,24	85.089	89.651	5,36
SOLOMON ISLANDS	103.514	184.607	78,34	270.937	530.480	95,79
TONGA	-	346	-	-	840	-
EAST TIMOR	433.011	2.534.818	485,39	1.196.503	2.692.956	125,07
UNITED STATES	2.211.817	2.515.430	13,73	4.850.192	5.888.923	21,42
CANADA	236.765	307.234	29,76	856.746	966.000	12,75
MEXICO	200	-	-100,00	800	-	-100,00
CHILE	9.719	-	-100,00	21.830	-	-100,00
BRAZIL	-	150	-	-	2.958	-
PERU	600	112.600	18.666,67	2.800	164.160	5.762,86
UNITED KINGDOM	574.886	318.392	-44,62	1.023.166	494.416	-51,68
NETHERLANDS	159.270	48.789	-69,37	475.749	178.128	-62,56
FRANCE	1.141	2.667	133,74	32.224	64.239	99,35
GERMANY, FED. REP. OF	475.775	347.150	-27,03	882.141	529.892	-39,93
BELGIUM	370	470	26,92	12.514	13.329	6,52
SWITZERLAND	10.766	35.962	234,02	196.989	303.780	54,21
SWEDEN	22.997	34.157	48,53	93.613	147.597	57,67
ITALY	31.142	46.330	48,77	158.821	256.970	61,80
SPAIN	91.882	8.775	-90,45	104.735	43.250	-58,71
PORTUGAL	20	-	-100,00	96	-	-100,00
POLAND	422.170	785.820	86,14	699.422	1.365.747	95,27
ROMANIA	2.060	4.836	134,72	12.767	12.740	-0,21
ARMENIA	38.100	16.290	-57,24	125.376	57.818	-53,88
AZERBAIJAN	143.340	160.866	12,23	537.120	589.428	9,74
KAZAKHSTAN	-	64.934	-	-	189.679	-
KYRGYZSTAN	29.970	29.970	0,00	99.900	99.900	0,00
TURKMENISTAN	41.800	-	-100,00	85.817	-	-100,00
UKRAINE	305.278	21.958	-92,81	510.391	33.589	-93,42
UZBEKISTAN	114.312	53.594	-53,12	342.936	175.386	-48,86
GEORGIA	300.552	185.736	-38,20	897.223	532.410	-40,66
CZECH REPUBLIC	152	1.000	557,89	6.048	7.333	21,25
RUSSIA FEDERATION	5.198.523	5.267.744	1,33	9.966.848	9.709.967	-2,58
IKAN DIBEKUKAN	**126.185.209**	**94.359.723**	**-25,22**	**234.231.326**	**214.614.778**	**-8,37**
JAPAN	8.842.442	8.285.791	-6,30	14.307.472	16.243.743	13,53
HONG KONG	478.229	453.178	-5,24	1.029.261	1.125.788	9,38
KOREA, REPUBLIC OF	4.273.942	4.412.533	3,24	7.519.170	7.784.984	3,54
TAIWAN	5.099.733	7.407.950	45,26	10.936.779	14.328.436	31,01
CHINA	58.580.829	36.904.104	-37,00	89.599.548	70.763.619	-21,02
THAILAND	19.761.636	10.676.034	-45,98	38.072.495	21.667.251	-43,09
SINGAPORE	1.653.517	2.097.821	26,87	3.993.674	4.851.959	21,49
PHILIPPINES	2.907.580	614.984	-78,85	4.692.824	1.237.359	-73,63
MALAYSIA	6.432.822	5.893.303	-8,39	15.196.620	13.539.761	-10,90
BRUNEI DARUSSALAM	25.350	-	-100,00	70.933	-	-100,00
VIET NAM	3.141.839	5.006.038	59,33	8.282.956	20.315.329	145,27
INDIA	233.040	545.922	134,26	488.060	1.039.326	112,95
BANGLADESH	26.000	-	-100,00	32.500	-	-100,00
SRI LANKA	1.066.573	126.565	-88,13	1.216.974	271.368	-77,70
SAUDI ARABIA	8.149	14.059	72,52	15.366	91.002	492,21
JORDAN	25.000	380	-98,48	44.200	6.384	-85,56
OMAN	50.000	-	-100,00	57.871	-	-100,00
TURKEY	-	5	-	-	5	-
UNITED ARAB EMIRATES	106.513	282.549	165,27	314.518	791.328	151,60
QATAR	18.000	-	-100,00	27.125	-	-100,00
BAHRAIN	-	26.802	-	-	103.295	-
CYPRUS	6.000	-	-100,00	21.646	-	-100,00
EGYPT	816.810	464.160	-43,17	1.005.004	486.902	-51,55
TUNISIA	-	27.000	-	-	63.420	-
NAMIBIA	-	79.000	-	-	262.816	-
KENYA	7.400	-	-100,00	49.950	-	-100,00
REUNION	123.484	112.786	-8,66	463.697	410.235	-11,53
MOZAMBIQUE	162.896	160.461	-1,49	246.634	145.880	-40,85
GHANA	133.998	-	-100,00	115.682	-	-100,00
SENEGAL	673.923	904.504	34,21	1.097.283	1.639.590	49,42
MALI	-	7.820	-	-	55.522	-
SEYCHELLES	131.000	157.500	20,23	177.474	263.383	48,41
SOUTH AFRICA	9.000	52.000	477,78	20.250	99.000	388,89
MAURITIUS	1.387.776	556.602	-59,89	2.657.730	1.471.005	-44,65
MAYOTTE	30.075	6.150	-79,55	98.273	21.902	-77,71
AUSTRALIA	295.791	187.813	-36,50	1.157.218	940.306	-18,74

https://www.bps.go.id

TABEL 6. PERKEMBANGAN EKSPOR INDONESIA MENURUT KOMODITI DAN NEGARA TUJUAN
JANUARI - JUNI 2021 DAN 2022

KOMODITI / NEGARA TUJUAN	BERAT BERSIH (KG)		PERUB	NILAI FOB (US $)		PERUB
	JAN-JUN 2021	JAN-JUN 2022	%	JAN-JUN 2021	JAN-JUN 2022	%
(1)	(2)	(3)	(4)	(5)	(6)	(7)
NEW ZEALAND	3.320	-	-100,00	13.747	-	-100,00
AMERICAN SAMOA	-	54.000	-	-	103.288	-
FIJI	125.000	-	-100,00	343.150	-	-100,00
SAMOA	27.000	975.000	3.511,11	35.580	2.646.081	7.336,99
EAST TIMOR	-	5.300	-	-	5.425	-
UNITED STATES	3.625.456	3.417.604	-5,73	14.039.500	15.901.623	13,26
CANADA	77.572	55.740	-28,14	267.930	258.251	-3,61
MEXICO	1.338.180	5	-100,00	2.286.922	27	-100,00
PANAMA	76.000	-	-100,00	51.250	-	-100,00
SURINAME	211.000	371.500	76,07	236.390	587.660	148,60
PERU	96.000	-	-100,00	137.274	-	-100,00
PUERTO RICO	49.913	18.930	-62,07	317.217	137.019	-56,81
DOMINICAN REPUBLIC	129.403	340.557	163,18	678.590	1.986.479	192,74
EL SALVADOR	343.000	-	-100,00	614.075	-	-100,00
COSTA RICA	-	548.000	-	-	1.499.422	-
BARBADOS	24.964	56.460	126,17	80.313	292.575	264,29
ARUBA	-	12.604	-	-	17.430	-
GRENADA	-	83.230	-	-	504.330	-
MARTINIQUE	48.296	45.766	-5,24	134.427	130.519	-2,91
NETHERLANDS ANTILLES	2.000	-	-100,00	13.300	-	-100,00
GUADELOUPE	29.160	31.784	9,00	74.721	129.813	73,73
UNITED KINGDOM	316.506	398.343	25,86	914.372	1.233.487	34,90
NETHERLANDS	332.956	320.977	-3,60	674.981	660.926	-2,08
FRANCE	388.840	323.999	-16,68	1.113.020	1.062.173	-4,57
GERMANY, FED. REP. OF	-	23.000	-	-	49.480	-
BELGIUM	169.616	108.876	-35,81	347.762	222.209	-36,10
DENMARK	500	2.076	315,20	3.173	15.251	380,59
ITALY	753.497	532.527	-29,33	3.341.296	2.719.697	-18,60
SPAIN	579.199	822.627	42,03	1.457.402	2.389.819	63,98
PORTUGAL	706.037	331.840	-53,00	2.861.502	1.985.964	-30,60
GREECE	35.869	4.076	-88,64	138.896	13.077	-90,59
POLAND	-	470	-	-	2.820	-
UKRAINE	89.918	10.619	-88,19	268.433	39.037	-85,46
GEORGIA	21.082	-	-100,00	65.556	-	-100,00
RUSSIA FEDERATION	75.579	-	-100,00	711.361	-	-100,00
BUNGKIL DAN RESIDU	**2.759.435.127**	**2.805.895.878**	**1,68**	**565.534.696**	**888.689.020**	**57,14**
JAPAN	1.583.540	651.420	-58,86	443.124	165.736	-62,60
HONG KONG	20.246	2.796.582	13.713,01	12.148	3.299.967	27.065,59
KOREA, REPUBLIC OF	306.058.436	411.578.707	34,48	52.292.213	85.884.565	64,24
TAIWAN	2.378	101.430	4.165,26	4.659	23.129	396,46
CHINA	359.216.517	359.327.836	0,03	112.318.148	230.125.014	104,89
THAILAND	114.698.454	105.810.155	-7,75	17.815.543	17.723.075	-0,52
SINGAPORE	18.806	20.190.341	107.262,31	17.908	22.868.898	127.605,10
MALAYSIA	37.823.193	102.146.200	170,06	27.104.613	112.134.515	313,71
BRUNEI DARUSSALAM	2.160	-	-100,00	7.743	-	-100,00
VIET NAM	270.340.882	253.475.965	-6,24	41.371.515	44.298.989	7,08
INDIA	81.280.609	51.993.287	-36,03	23.208.754	20.024.725	-13,72
PAKISTAN	1.498.884	2.817.343	87,96	784.580	2.555.483	225,71
IRAN (ISLAMIC REPUBLIC OF)	362.045	152.385	-57,91	358.234	184.316	-48,55
SAUDI ARABIA	87.296.254	31.649.784	-63,74	13.317.295	5.178.215	-61,12
TURKEY	2.200.000	-	-100,00	315.400	-	-100,00
UNITED ARAB EMIRATES	98.322	212.955	116,59	71.492	193.302	170,38
MADAGASCAR	695.086	2.503.444	260,16	430.638	2.214.493	414,24
SENEGAL	43.820	-	-100,00	19.719	-	-100,00
MALAWI	211.140	-	-100,00	143.575	-	-100,00
AUSTRALIA	10.000.000	-	-100,00	1.618.000	-	-100,00
NEW ZEALAND	660.356.005	609.160.000	-7,75	106.184.531	117.019.168	10,20
EAST TIMOR	8.221	2.340	-71,54	2.412	520	-78,44
UNITED STATES	2.816.133	5.000.000	77,55	2.027.616	4.850.000	139,20
UNITED KINGDOM	-	6.161.460	-	-	7.364.893	-
NETHERLANDS	759.972.892	779.056.203	2,51	125.039.939	159.520.891	27,58
FRANCE	-	200	-	-	1	-
IRELAND	200.330	-	-100,00	176.290	-	-100,00
ITALY	40.026.067	45.513.751	13,71	28.218.123	45.506.722	61,27
SPAIN	7.506.129	13.794.016	83,77	6.189.629	5.563.267	-10,12
PORTUGAL	8.800.000	1.800.000	-79,55	1.439.400	1.989.000	38,18
BULGARIA	-	75	-	-	135	-
MALTA	6.298.579	-	-100,00	4.601.456	-	-100,00
ROTI DAN KUE	**136.255.519**	**160.081.274**	**17,49**	**310.922.117**	**388.718.012**	**25,02**
JAPAN	3.645.246	3.609.961	-0,97	9.660.057	10.975.299	13,62
HONG KONG	1.724.558	1.906.701	10,56	3.913.484	4.679.492	19,57
KOREA, REPUBLIC OF	2.379.606	1.603.221	-32,63	7.548.048	5.043.040	-33,19
TAIWAN	3.313.776	3.602.128	8,70	7.249.799	9.057.384	24,93
CHINA	34.198.146	35.966.205	5,17	84.843.636	97.710.722	15,17
MONGOLIA	5.349	-	-100,00	20.788	-	-100,00
MACAU	11.100	6.330	-42,97	34.046	21.635	-36,45
PAPUA NEW GUINEA	152.520	241.342	58,24	365.219	589.393	61,38
THAILAND	13.580.105	17.949.601	32,18	26.118.536	38.601.465	47,79
SINGAPORE	2.064.892	2.703.914	30,95	5.028.498	6.361.446	26,51
PHILIPPINES	13.311.753	16.262.191	22,16	27.995.387	37.492.247	33,92
MALAYSIA	13.338.482	16.148.485	21,07	24.734.009	34.376.153	38,98

https://www.bps.go.id

TABEL 6. PERKEMBANGAN EKSPOR INDONESIA MENURUT KOMODITI DAN NEGARA TUJUAN
JANUARI - JUNI 2021 DAN 2022

KOMODITI / NEGARA TUJUAN	BERAT BERSIH (KG)		PERUB	NILAI FOB (US $)		PERUB
	JAN-JUN 2021	JAN-JUN 2022	%	JAN-JUN 2021	JAN-JUN 2022	%
(1)	(2)	(3)	(4)	(5)	(6)	(7)
MYANMAR	7.343.996	9.026.106	22,90	12.115.899	15.968.325	31,80
CAMBODIA	2.727.961	2.252.658	-17,42	7.289.853	5.762.709	-20,95
BRUNEI DARUSSALAM	534.544	489.166	-8,49	1.492.578	1.623.610	8,78
NEPAL	-	4.080	-	-	7.042	-
BHUTAN	7.406	-	-100,00	13.250	-	-100,00
VIET NAM	11.182.487	14.548.702	30,10	27.027.513	37.472.819	38,65
MALDIVES	435.716	432.412	-0,76	919.597	1.018.729	10,78
INDIA	4.429.772	5.906.684	33,34	7.069.942	10.842.887	53,37
PAKISTAN	88.687	70.623	-20,37	355.538	295.321	-16,94
BANGLADESH	26.230	44.366	69,14	85.778	152.194	77,43
SRI LANKA	-	28.740	-	-	20.575	-
IRAQ	57.069	28.173	-50,63	122.495	64.106	-47,67
IRAN (ISLAMIC REPUBLIC OF)	49.731	10.284	-79,32	144.573	31.740	-78,05
SAUDI ARABIA	1.861.182	1.902.259	2,21	5.144.383	6.726.802	30,76
ISRAEL	75.426	135.274	79,35	289.327	413.967	43,08
KUWAIT	389.779	383.147	-1,70	902.903	1.010.653	11,93
JORDAN	228.932	63.873	-72,10	608.662	231.679	-61,94
LEBANON	17.496	56.325	221,93	49.500	205.266	314,68
PALESTINA	1.457	8.261	467,05	12.413	34.452	177,54
YEMEN	17.207	14.400	-16,32	54.551	36.000	-34,01
OMAN	258.982	229.193	-11,50	669.404	706.089	5,48
SYRIA ARAB REPUBLIC	125.280	-	-100,00	191.804	-	-100,00
TURKEY	-	12.232	-	-	23.196	-
UNITED ARAB EMIRATES	1.529.120	1.890.678	23,64	4.095.602	5.164.681	26,10
QATAR	141.995	195.857	37,93	292.383	507.279	73,50
BAHRAIN	292.393	425.179	45,41	673.416	1.141.852	69,56
EGYPT	47.678	7.695	-83,86	125.928	30.284	-75,95
LIBYAN ARAB JAMAHIRIYA	137.411	112.522	-18,11	398.032	341.868	-14,11
ETHIOPIA	23.070	-	-100,00	35.320	-	-100,00
TANZANIA, UNITED REP. OF	13.041	7.373	-43,46	34.545	25.995	-24,75
MADAGASCAR	33.465	12.897	-61,46	77.735	34.535	-55,57
SOMALIA	-	18.354	-	-	20.211	-
KENYA	19.337	22.066	14,11	75.769	68.130	-10,08
MOZAMBIQUE	6.406	4.553	-28,93	25.340	18.875	-25,51
EQUATORIAL GUINEA	15.390	9.480	-38,40	49.131	24.630	-49,87
TOGO	13	2.846	21.792,31	107	8.949	8.227,25
GHANA	21.024	7.602	-63,84	49.363	14.660	-70,30
LIBERIA	25.549	42.432	66,08	84.308	117.880	39,82
GUINEA	5.979	14.688	145,66	13.205	39.321	197,77
CONGO	-	3.675	-	-	7.615	-
NIGERIA	42.431	349.173	722,92	91.951	410.189	346,09
SIERRA LEONE	10.797	3.599	-66,66	42.366	12.911	-69,53
GABON	145.922	125.509	-13,99	346.617	313.217	-9,64
COTE D'IVOIRE	4	1.104.840	27.620.900,00	14	1.915.036	13.876.969,13
SENEGAL	2.736	1.713	-37,37	6.873	6.117	-11,00
MALI	1.052	-	-100,00	3.592	-	-100,00
GAMBIA	4.445	4.107	-7,60	9.878	13.549	37,16
SEYCHELLES	13.955	20.090	43,97	58.434	76.941	31,67
UGANDA	-	14.681	-	-	48.431	-
SOUTH AFRICA	125.262	219.249	75,03	474.937	873.171	83,85
MAURITIUS	410.920	457.973	11,45	1.181.374	1.307.398	10,67
DEMOCRATIC REP. OF THE CONGO	542	-	-100,00	1.573	-	-100,00
AUSTRALIA	6.238.826	7.197.683	15,37	13.478.498	17.646.181	30,92
NEW ZEALAND	520.065	781.121	50,20	1.023.103	1.627.992	59,12
MICRONESIA, FED. STATES OF	63.900	29.287	-54,17	172.195	79.432	-53,87
NAURU	-	15.577	-	-	29.984	-
NEW CALEDONIA	47.684	50.615	6,15	70.305	96.781	37,66
NORTHERN MARIANA ISLANDS	10.494	6.814	-35,07	37.504	26.561	-29,18
VANUATU	64.822	119.391	84,18	116.960	275.737	135,75
AMERICAN SAMOA	19.632	5.203	-73,50	43.704	12.723	-70,89
FIJI	441.233	395.160	-10,44	632.035	781.147	23,59
KIRIBATI	79.840	25.340	-68,26	189.589	71.112	-62,49
MARSHALL ISLANDS	47.107	30.930	-34,34	121.269	97.361	-19,72
SAMOA	225.787	159.943	-29,16	462.518	309.440	-33,10
SOLOMON ISLANDS	199.350	394.565	97,93	352.881	620.778	75,92
TONGA	267.590	329.194	23,02	543.975	573.956	5,51
TUVALU	200	-	-100,00	732	-	-100,00
EAST TIMOR	2.382.482	5.238.921	119,89	4.075.313	7.001.869	71,81
UNITED STATES	2.784.867	2.653.636	-4,71	11.704.629	11.364.495	-2,91
CANADA	69.930	152.482	118,05	283.089	722.007	155,05
MEXICO	972.186	837.924	-13,81	2.182.239	2.713.188	24,33
GUATEMALA	-	3.840	-	-	16.788	-
HONDURAS	73.422	-	-100,00	144.278	-	-100,00
PANAMA	14.350	13.382	-6,74	29.320	37.205	26,89
CHILE	176.797	69.194	-60,86	738.712	328.856	-55,48
VENEZUELA	16.430	-	-100,00	57.525	-	-100,00
BRAZIL	34.878	28.832	-17,34	152.287	117.658	-22,74
COLOMBIA	14.435	142.171	884,90	62.980	645.032	924,19
PERU	5.051	5.051	0,00	20.399	22.666	11,11
GUYANA	2.346	10.030	327,53	9.438	28.494	201,92
TRINIDAD AND TOBAGO	5.520	11.040	100,00	17.275	38.180	121,01
FRENCH POLYNESIA	45.393	56.494	24,46	69.515	112.500	61,84
UNITED KINGDOM	179.901	51.317	-71,48	571.531	175.183	-69,35

https://www.bps.go.id

TABEL 6. PERKEMBANGAN EKSPOR INDONESIA MENURUT KOMODITI DAN NEGARA TUJUAN
JANUARI - JUNI 2021 DAN 2022

KOMODITI / NEGARA TUJUAN	BERAT BERSIH (KG)		PERUB	NILAI FOB (US $)		PERUB
	JAN-JUN 2021	JAN-JUN 2022	%	JAN-JUN 2021	JAN-JUN 2022	%
(1)	(2)	(3)	(4)	(5)	(6)	(7)
NETHERLANDS	205.566	273.160	32,88	1.133.947	1.312.727	15,77
FRANCE	7.012	8.813	25,69	25.444	27.470	7,96
GERMANY, FED. REP. OF	136.764	105.018	-23,21	1.233.981	1.058.187	-14,25
AUSTRIA	1.447	900	-37,85	4.673	3.372	-27,83
BELGIUM	52.140	43.143	-17,25	131.092	115.303	-12,04
SWITZERLAND	-	46	-	-	415	-
DENMARK	56	4.808	8.485,90	32	17.515	54.599,59
NORWAY	2.318	2.452	5,77	11.025	12.831	16,38
SWEDEN	156	10.193	6.454,22	600	39.938	6.556,26
IRELAND	42.840	-	-100,00	120.546	-	-100,00
ITALY	372	-	-100,00	1.182	-	-100,00
PORTUGAL	15.206	1.995	-86,88	33.699	6.479	-80,77
POLAND	67.844	10.981	-83,81	366.898	76.464	-79,16
ROMANIA	3.447	3.670	6,47	16.875	5.530	-67,23
ARMENIA	4.992	4.104	-17,79	22.345	17.575	-21,35
AZERBAIJAN	285	486	70,45	968	1.500	54,96
KAZAKHSTAN	3.851	-	-100,00	9.703	-	-100,00
KYRGYZSTAN	-	2	-	-	250	-
UKRAINE	6.644	-	-100,00	19.138	-	-100,00
LITHUANIA	-	33.920	-	-	217.955	-
LATVIA	-	3.475	-	-	34.945	-
GEORGIA	8.748	-	-100,00	16.700	-	-100,00
CROATIA	1.195	3.579	199,56	3.891	11.240	188,88
BOSNIA AND HERZEGOVINA	-	87	-	-	400	-
RUSSIA FEDERATION	35.308	29.436	-16,63	86.317	84.453	-2,16
IKAN DIOLAH ATAU DIAWETKAN	**46.529.063**	**44.479.047**	**-4,41**	**172.973.715**	**181.854.657**	**5,13**
JAPAN	5.805.665	4.382.567	-24,51	26.250.408	25.595.193	-2,50
HONG KONG	69.887	49.684	-28,91	682.604	686.353	0,55
KOREA, REPUBLIC OF	112.587	87.891	-21,94	502.805	302.225	-39,89
TAIWAN	131.890	157.439	19,37	316.552	343.133	8,40
CHINA	57.652	102.487	77,77	191.292	248.875	30,10
PAPUA NEW GUINEA	541.008	286.416	-47,06	838.500	470.828	-43,85
THAILAND	5.466.464	5.873.408	7,44	18.818.281	23.583.513	25,32
SINGAPORE	16.881	25.802	52,85	112.057	214.530	91,45
PHILIPPINES	1	12.060	1.296.674,19	0	12.135	2.696.642,22
MALAYSIA	377.942	193.374	-48,83	1.090.159	732.082	-32,85
CAMBODIA	5.150	-	-100,00	26.606	-	-100,00
BRUNEI DARUSSALAM	42.526	29.945	-29,58	184.541	145.737	-21,03
INDIA	19.663	20.000	1,72	47.587	56.899	19,57
BANGLADESH	-	1	-	-	1	-
IRAQ	255.202	374.951	46,92	615.516	1.053.851	71,21
IRAN (ISLAMIC REPUBLIC OF)	158.113	238.500	50,84	382.688	675.500	76,51
SAUDI ARABIA	8.173.258	9.860.964	20,65	31.980.746	41.927.300	31,10
ISRAEL	135.156	-	-100,00	360.239	-	-100,00
KUWAIT	571.530	286.866	-49,81	2.170.169	1.232.273	-43,22
JORDAN	1.145.950	915.947	-20,07	4.010.570	3.534.763	-11,86
LEBANON	119.244	138.663	16,28	272.875	388.005	42,19
YEMEN	629.860	172.592	-72,60	2.364.054	809.938	-65,74
OMAN	62.250	32.256	-48,18	229.349	133.350	-41,86
UNITED ARAB EMIRATES	404.793	254.310	-37,18	1.294.556	793.744	-38,69
QATAR	15.504	6.156	-60,29	38.315	18.380	-52,03
BAHRAIN	16.551	30.618	84,99	48.103	110.771	130,28
EGYPT	393.613	370.132	-5,97	1.119.458	1.179.029	5,32
LIBYAN ARAB JAMAHIRIYA	85.440	164.741	92,81	302.410	606.284	100,48
ALGERIA	233.000	225.000	-3,43	647.583	706.250	9,06
NAMIBIA	17.280	125.729	627,60	25.260	257.322	918,70
TANZANIA, UNITED REP. OF	159.750	262.081	64,06	282.917	757.450	167,73
MADAGASCAR	80.000	-	-100,00	199.360	-	-100,00
SOMALIA	-	73.065	-	-	257.896	-
KENYA	35.810	144.357	303,12	79.100	299.713	278,90
REUNION	28.044	60.660	116,30	110.624	265.752	140,23
MOZAMBIQUE	130.572	-	-100,00	210.600	-	-100,00
EQUATORIAL GUINEA	-	200.456	-	-	572.386	-
TOGO	842.556	962.356	14,22	2.039.679	2.677.506	31,27
GHANA	1.695.462	604.851	-64,33	4.179.689	1.585.868	-62,06
LIBERIA	120.500	80.250	-33,40	302.520	232.700	-23,08
GUINEA	60.750	-	-100,00	139.860	-	-100,00
ANGOLA	120.500	415.012	244,41	294.615	1.175.081	298,85
CONGO	240.275	380.825	58,50	591.049	1.052.902	78,14
CAMEROON	159.394	121.500	-23,77	402.393	347.260	-13,70
NIGERIA	1.114.141	448.338	-59,76	3.002.451	1.228.441	-59,09
SIERRA LEONE	161.463	162.000	0,33	373.366	429.351	14,99
GABON	100.000	361.250	261,25	247.915	1.017.593	310,46
COTE D'IVOIRE	260.250	40.000	-84,63	643.500	108.800	-83,09
SENEGAL	380.378	381.350	0,26	942.883	1.053.343	11,72
BENIN	139.875	541.807	287,35	343.720	1.423.732	314,21
BURKINA FASO	-	20.644	-	-	51.197	-
GAMBIA	141.000	380.844	170,10	338.490	1.044.010	208,43
DJIBOUTI	20.000	20.000	0,00	48.800	56.640	16,07
SOUTH AFRICA	80.000	137.388	71,74	198.400	331.694	67,18
COMOROS	120.000	81.000	-32,50	304.320	198.288	-34,84
MAURITIUS	55.843	60.750	8,79	141.957	171.396	20,74

https://www.bps.go.id

TABEL 6. PERKEMBANGAN EKSPOR INDONESIA MENURUT KOMODITI DAN NEGARA TUJUAN
JANUARI - JUNI 2021 DAN 2022

KOMODITI / NEGARA TUJUAN	BERAT BERSIH (KG)		PERUB	NILAI FOB (US $)		PERUB
	JAN-JUN 2021	JAN-JUN 2022	%	JAN-JUN 2021	JAN-JUN 2022	%
(1)	(2)	(3)	(4)	(5)	(6)	(7)
MAYOTTE	19.619	-	-100,00	45.829	-	-100,00
DEMOCRATIC REP. OF THE CONGO	507.300	977.538	92,69	1.039.628	2.425.634	133,32
AUSTRALIA	3.551.162	2.804.769	-21,02	19.582.538	16.024.250	-18,17
NEW ZEALAND	22.982	12.211	-46,87	75.145	51.447	-31,54
SAMOA	120.190	-	-100,00	144.935	-	-100,00
EAST TIMOR	439.419	748.878	70,42	981.765	1.982.727	101,96
UNITED STATES	5.197.546	4.944.564	-4,87	22.437.678	22.750.248	1,39
CANADA	521.865	648.316	24,23	1.763.074	2.333.175	32,34
MEXICO	346.000	64.000	-81,50	1.357.000	268.100	-80,24
GUATEMALA	-	29.016	-	-	56.940	-
SURINAME	15.981	16.150	1,06	43.469	43.928	1,06
CHILE	276.481	-	-100,00	1.005.401	-	-100,00
ECUADOR	127.000	-	-100,00	502.800	-	-100,00
TRINIDAD AND TOBAGO	-	15.694	-	-	27.135	-
PUERTO RICO	156.700	72.000	-54,05	652.251	309.600	-52,53
DOMINICAN REPUBLIC	520.000	180.000	-65,38	1.326.880	490.240	-63,05
ARUBA	-	8.000	-	-	28.000	-
DOMINICA	9.199	18.390	99,91	20.394	46.430	127,67
UNITED KINGDOM	1.303.952	1.822.359	39,76	4.974.246	7.019.255	41,11
NETHERLANDS	220.365	283.320	28,57	1.048.686	1.498.503	42,89
FRANCE	50.000	50.066	0,13	195.080	233.023	19,45
GERMANY, FED. REP. OF	198.455	86.081	-56,62	668.836	267.527	-60,00
BELGIUM	53.251	-	-100,00	190.454	-	-100,00
SWEDEN	-	20.206	-	-	59.002	-
ITALY	244.800	-	-100,00	1.189.915	-	-100,00
GREECE	67.828	20.000	-70,51	168.895	48.960	-71,01
ROMANIA	18.544	68.578	269,82	41.538	206.328	396,72
BULGARIA	128.854	132.132	2,54	350.919	389.975	11,13
ALBANIA	355.825	199.691	-43,88	800.841	558.608	-30,25
UKRAINE	-	16.128	-	-	44.500	-
UZBEKISTAN	18.432	-	-100,00	70.928	-	-100,00
LITHUANIA	31.462	-	-100,00	62.534	-	-100,00
LATVIA	15.984	-	-100,00	43.784	-	-100,00
ESTONIA	15.171	15.185	0,09	59.054	68.870	16,62
CROATIA	194.638	150.806	-22,52	472.675	454.651	-3,81
SLOVAKIA	-	15.984	-	-	34.992	-
SLOVENIA	19.881	-	-100,00	42.478	-	-100,00
CZECH REPUBLIC	-	95.904	-	-	189.450	-
REP. OF MACEDONIA	-	32.640	-	-	69.600	-
SERBIA	394.608	407.112	3,17	1.133.790	1.256.373	10,81
MONTENEGRO	54.947	164.051	198,56	138.787	459.925	231,39
PASTA KAKAO	**28.461.852**	**27.781.398**	**-2,39**	**74.098.467**	**83.281.633**	**12,39**
JAPAN	177.820	120.234	-32,38	658.241	400.902	-39,09
HONG KONG	1.053	2.000	90,02	4.956	8.200	65,45
KOREA, REPUBLIC OF	-	60.010	-	-	190.401	-
TAIWAN	3.000	-	-100,00	11.915	-	-100,00
CHINA	3.857.429	3.932.844	1,96	22.681.005	25.103.711	10,68
THAILAND	168.000	16.000	-90,48	558.845	54.762	-90,20
SINGAPORE	160.291	5.878.983	3.567,69	339.213	14.092.913	4.054,59
PHILIPPINES	71.300	51.045	-28,41	238.700	209.668	-12,16
MALAYSIA	11.550.161	5.384.085	-53,39	22.441.196	12.721.581	-43,31
VIET NAM	56.000	14.000	-75,00	186.522	51.268	-72,51
MALDIVES	-	320	-	-	854	-
INDIA	20.000	-	-100,00	80.000	-	-100,00
BANGLADESH	13.500	12.000	-11,11	50.509	46.159	-8,61
SRI LANKA	20.000	-	-100,00	79.250	-	-100,00
IRAN (ISLAMIC REPUBLIC OF)	4.000	-	-100,00	13.800	-	-100,00
EGYPT	40.000	10.000	-75,00	131.300	46.947	-64,24
SOUTH AFRICA	525	-	-100,00	1.995	-	-100,00
AUSTRALIA	1.191.615	788.196	-33,85	4.155.085	2.729.778	-34,30
NEW ZEALAND	262.000	2.500	-99,05	1.048.000	10.250	-99,02
EAST TIMOR	20	24	20,00	20	24	20,00
UNITED STATES	2.060.090	4.080.200	98,06	3.440.987	9.530.156	176,96
MEXICO	644.000	300.000	-53,42	1.098.508	702.462	-36,05
BRAZIL	2.995.000	3.532.000	17,93	5.502.145	8.208.824	49,19
URUGUAY	140.000	40.000	-71,43	259.050	25.200	-90,27
UNITED KINGDOM	-	50	-	-	3.456	-
NETHERLANDS	1.050	-	-100,00	12.333	-	-100,00
GERMANY, FED. REP. OF	25.998	900	-96,54	54.444	10.804	-80,16
SWITZERLAND	-	650	-	-	18.200	-
SPAIN	4.919.000	3.555.125	-27,73	10.931.963	9.110.723	-16,66
BULGARIA	40.000	-	-100,00	58.000	-	-100,00
LITHUANIA	-	232	-	-	4.389	-
RUSSIA FEDERATION	40.000	-	-100,00	60.483	-	-100,00
FILLET IKAN DIBEKUKAN	**39.321.186**	**46.876.070**	**19,21**	**242.627.032**	**353.395.885**	**45,65**
JAPAN	3.458.096	4.769.938	37,94	17.681.352	32.223.735	82,25
HONG KONG	61.011	79.715	30,66	691.421	1.267.419	83,31
KOREA, DEM. PEOPLE'S REP.	-	329	-	-	3.041	-
KOREA, REPUBLIC OF	586.344	579.082	-1,24	1.042.607	2.983.226	186,13
TAIWAN	632.466	481.072	-23,94	2.145.667	1.824.138	-14,99
CHINA	629.231	77.136	-87,74	1.695.420	213.014	-87,44

https://www.bps.go.id

TABEL 6. PERKEMBANGAN EKSPOR INDONESIA MENURUT KOMODITI DAN NEGARA TUJUAN
JANUARI - JUNI 2021 DAN 2022

KOMODITI / NEGARA TUJUAN	BERAT BERSIH (KG)		PERUB	NILAI FOB (US $)		PERUB
	JAN-JUN 2021	JAN-JUN 2022	%	JAN-JUN 2021	JAN-JUN 2022	%
(1)	(2)	(3)	(4)	(5)	(6)	(7)
THAILAND	2.803.838	4.176.969	48,97	10.242.387	15.653.520	52,83
SINGAPORE	737.501	938.980	27,32	3.385.213	5.255.467	55,25
PHILIPPINES	742.779	922.998	24,26	2.458.851	3.472.193	41,21
MALAYSIA	468.740	330.644	-29,46	1.520.678	1.616.460	6,30
BRUNEI DARUSSALAM	3.000	-	-100,00	39.941	-	-100,00
VIET NAM	645.138	867.526	34,47	3.468.617	7.252.552	109,09
SAUDI ARABIA	500	-	-100,00	7.000	-	-100,00
ISRAEL	11.000	-	-100,00	36.950	-	-100,00
JORDAN	4.350	3.100	-28,74	50.802	73.790	45,25
LEBANON	9.495	15.220	60,29	105.501	237.630	125,24
TURKEY	17.650	14.800	-16,15	33.535	18.500	-44,83
UNITED ARAB EMIRATES	78.227	87.276	11,57	799.958	793.904	-0,76
BAHRAIN	600	-	-100,00	8.925	-	-100,00
CYPRUS	9.720	1.680	-82,72	54.160	14.868	-72,55
EGYPT	-	24.500	-	-	42.875	-
ALGERIA	130.000	78.000	-40,00	504.400	282.660	-43,96
NAMIBIA	39.001	-	-100,00	189.005	-	-100,00
REUNION	95.896	65.768	-31,42	575.500	494.427	-14,09
MAURITIUS	233.891	305.721	30,71	812.451	1.146.229	41,08
MAYOTTE	6.500	9.910	52,46	32.851	52.956	61,20
AUSTRALIA	1.373.601	1.283.751	-6,54	12.017.938	11.656.139	-3,01
NEW ZEALAND	16.221	16.802	3,58	220.108	145.249	-34,01
UNITED STATES	16.642.887	21.235.772	27,60	131.214.388	205.647.784	56,73
CANADA	1.567.702	2.058.582	31,31	9.174.491	14.566.393	58,77
MEXICO	1.379.657	1.742.509	26,30	5.532.647	7.038.683	27,22
CHILE	-	5	-	-	53	-
COLOMBIA	15.000	-	-100,00	87.900	-	-100,00
URUGUAY	4.000	-	-100,00	14.017	-	-100,00
ECUADOR	24.116	-	-100,00	224.398	-	-100,00
PERU	148.500	-	-100,00	560.588	-	-100,00
PUERTO RICO	49.902	51.422	3,05	561.739	641.703	14,23
DOMINICAN REPUBLIC	37.932	54.560	43,84	310.660	493.965	59,01
ARUBA	-	14.063	-	-	42.425	-
MARTINIQUE	145.239	141.684	-2,45	704.265	849.993	20,69
NETHERLANDS ANTILLES	6.408	9.004	40,52	64.230	115.049	79,12
GUADELOUPE	131.775	96.417	-26,83	599.718	553.515	-7,70
UNITED KINGDOM	91.600	30.403	-66,81	367.925	218.270	-40,68
NETHERLANDS	660.047	612.419	-7,22	3.452.492	3.670.616	6,32
FRANCE	624.633	457.150	-26,81	3.163.667	2.919.319	-7,72
GERMANY, FED. REP. OF	612.083	457.689	-25,22	2.937.190	2.308.600	-21,40
AUSTRIA	-	12.495	-	-	136.192	-
BELGIUM	146.088	295.717	102,42	794.069	1.749.747	120,35
SWITZERLAND	-	18.144	-	-	123.600	-
DENMARK	16.055	19.022	18,48	80.925	134.672	66,42
ITALY	3.191.201	2.979.591	-6,63	18.737.441	18.925.687	1,00
SPAIN	259.781	844.579	225,11	620.401	2.820.003	354,54
PORTUGAL	320.750	84.075	-73,79	1.256.766	519.703	-58,65
GREECE	-	1.730	-	-	17.598	-
POLAND	213.860	349.930	63,63	1.058.156	2.114.104	99,79
UKRAINE	140.062	85.904	-38,67	726.036	449.922	-38,03
LITHUANIA	50.020	25.025	-49,97	186.240	119.687	-35,74
GEORGIA	26.095	48.234	84,84	101.291	224.408	121,55
RUSSIA FEDERATION	21.000	19.030	-9,38	274.152	270.205	-1,44
BUAH DAN SAYUR YANG DIKERINGKAN	**77.585.616**	**60.516.794**	**-22,00**	**142.402.864**	**102.668.018**	**-27,90**
JAPAN	1.092.185	1.219.323	11,64	1.317.242	1.503.309	14,13
HONG KONG	279.103	112.042	-59,86	414.825	244.529	-41,05
KOREA, REPUBLIC OF	1.255.162	781.560	-37,73	3.017.701	1.973.184	-34,61
TAIWAN	291.526	305.385	4,75	666.419	1.051.565	57,79
CHINA	1.891.622	2.092.755	10,63	4.996.483	6.190.073	23,89
PAPUA NEW GUINEA	11.000	25.500	131,82	11.931	32.949	176,16
THAILAND	4.508.939	2.716.909	-39,74	8.724.744	6.762.778	-22,49
SINGAPORE	14.219.862	16.239.443	14,20	8.972.381	11.274.072	25,65
PHILIPPINES	26.056	110.220	323,02	172.497	484.219	180,71
MALAYSIA	1.762.554	1.233.595	-30,01	3.546.414	3.856.503	8,74
MYANMAR	-	9.250	-	-	9.944	-
CAMBODIA	98	-	-100,00	384	-	-100,00
BRUNEI DARUSSALAM	37	-	-100,00	433	-	-100,00
NEPAL	500	19.000	3.700,00	2.850	18.050	533,33
VIET NAM	119.760	269.748	125,24	525.063	508.816	-3,09
MALDIVES	53	86	61,80	1.795	3.996	122,62
INDIA	242.084	447.780	84,97	330.763	571.775	72,87
PAKISTAN	2.866.450	591.875	-79,35	1.861.974	700.134	-62,40
BANGLADESH	158.800	224.525	41,39	248.750	249.358	0,24
IRAQ	1.449.000	1.426.740	-1,54	3.159.906	2.127.802	-32,66
IRAN (ISLAMIC REPUBLIC OF)	814.305	802.250	-1,48	1.723.517	1.400.923	-18,72
SAUDI ARABIA	1.482.401	984.446	-33,59	2.840.073	1.823.698	-35,79
ISRAEL	39.000	33.500	-14,10	109.525	51.276	-53,18
KUWAIT	86.053	25.996	-69,79	191.592	54.592	-71,51
JORDAN	382.639	208.000	-45,64	1.027.954	318.343	-69,03
LEBANON	64.500	134.016	107,78	141.186	206.899	46,54
YEMEN	106.032	27.000	-74,54	216.823	51.309	-76,34
OMAN	259.991	102.016	-60,76	545.522	180.638	-66,89

https://www.bps.go.id

TABEL 6. PERKEMBANGAN EKSPOR INDONESIA MENURUT KOMODITI DAN NEGARA TUJUAN
JANUARI - JUNI 2021 DAN 2022

KOMODITI / NEGARA TUJUAN	BERAT BERSIH (KG)		PERUB	NILAI FOB (US $)		PERUB
	JAN-JUN 2021	JAN-JUN 2022	%	JAN-JUN 2021	JAN-JUN 2022	%
(1)	(2)	(3)	(4)	(5)	(6)	(7)
SYRIA ARAB REPUBLIC	187.750	-	-100,00	285.939	-	-100,00
TURKEY	3.063.205	2.547.850	-16,82	5.377.980	4.096.272	-23,83
UNITED ARAB EMIRATES	2.812.831	1.387.647	-50,67	5.992.274	2.515.213	-58,03
QATAR	481.052	39.076	-91,88	972.959	80.611	-91,71
BAHRAIN	99.566	58.807	-40,94	223.973	110.750	-50,55
CYPRUS	-	12.500	-	-	25.125	-
EGYPT	2.725.250	1.799.427	-33,97	5.869.189	3.820.878	-34,90
LIBYAN ARAB JAMAHIRIYA	145.000	-	-100,00	283.925	-	-100,00
MOROCCO	174.000	205.500	18,10	328.430	334.521	1,85
TUNISIA	49.057	-	-100,00	142.573	-	-100,00
ALGERIA	67.194	103.842	54,54	78.174	124.265	58,96
SUDAN	54.030	24.500	-54,65	123.728	30.739	-75,16
MADAGASCAR	5.400	8.000	48,15	9.120	15.896	74,30
KENYA	38.900	63.000	61,95	85.562	116.141	35,74
REUNION	52.000	-	-100,00	115.320	-	-100,00
TOGO	32	-	-100,00	97	-	-100,00
ANGOLA	38.500	52.000	35,06	85.450	102.440	19,88
NIGERIA	59.381	45.058	-24,12	87.425	105.927	21,16
SENEGAL	-	18.000	-	-	14.940	-
SOUTH AFRICA	368.760	477.500	29,49	736.010	945.260	28,43
MAURITIUS	-	37.000	-	-	92.381	-
AUSTRALIA	655.491	1.031.747	57,40	1.483.918	2.278.401	53,54
NEW ZEALAND	740.301	509.531	-31,17	1.629.864	1.183.755	-27,37
NEW CALEDONIA	2.435	1.435	-41,07	11.640	11.867	1,95
EAST TIMOR	1.659	5.217	214,44	2.562	10.030	291,51
UNITED STATES	2.298.197	1.394.051	-39,34	9.140.349	3.489.748	-61,82
CANADA	86.930	659.559	658,73	209.461	1.387.271	562,30
MEXICO	26.000	-	-100,00	54.600	-	-100,00
CHILE	165.000	229.201	38,91	350.419	452.012	28,99
VENEZUELA	25.000	-	-100,00	48.635	-	-100,00
ARGENTINA	462.400	914.450	97,76	568.454	1.350.803	137,63
BRAZIL	3.820.341	1.287.750	-66,29	4.747.616	2.152.275	-54,67
COLOMBIA	74.275	52.000	-29,99	156.932	101.117	-35,57
URUGUAY	542.000	1.223.000	125,65	1.065.670	2.568.017	140,98
PARAGUAY	95.600	69.000	-27,82	175.266	106.942	-38,98
ECUADOR	12.500	13.500	8,00	28.763	31.500	9,52
PERU	180.250	208.000	15,40	383.485	386.750	0,85
DOMINICAN REPUBLIC	205.000	151.000	-26,34	447.130	286.634	-35,89
COSTA RICA	185.012	52.000	-71,89	392.101	116.860	-70,20
CAPE VERDE	13.000	26.000	100,00	27.456	53.300	94,13
GUADELOUPE	-	25.000	-	-	50.442	-
UNITED KINGDOM	1.776.161	1.622.536	-8,65	4.080.376	3.336.202	-18,24
NETHERLANDS	4.184.168	2.327.536	-44,37	12.243.631	6.406.483	-47,67
FRANCE	1.126.177	1.140.000	1,23	2.370.908	2.499.779	5,44
GERMANY, FED. REP. OF	5.502.809	3.365.757	-38,84	14.457.109	7.064.634	-51,13
AUSTRIA	-	25.000	-	-	50.000	-
BELGIUM	114.210	126.250	10,54	192.015	234.190	21,96
DENMARK	52.000	77.016	48,11	107.900	175.888	63,01
NORWAY	50.350	72.991	44,97	103.933	166.190	59,90
SWEDEN	9.000	111.443	1.138,25	13.950	195.553	1.301,82
FINLAND	13.000	26.000	100,00	30.875	47.516	53,90
IRELAND	65.000	-	-100,00	144.010	-	-100,00
ITALY	567.072	186.000	-67,20	1.136.855	361.508	-68,20
SPAIN	834.294	1.182.205	41,70	1.615.519	1.782.765	10,35
PORTUGAL	328.700	258.000	-21,51	637.421	498.974	-21,72
GREECE	317.500	279.925	-11,83	599.096	528.130	-11,85
HUNGARY	131.050	98.875	-24,55	217.359	149.623	-31,16
POLAND	1.579.075	916.813	-41,94	3.114.043	1.824.147	-41,42
ROMANIA	10	48.500	484.900,00	33	80.030	242.415,15
BULGARIA	61.425	37.250	-39,36	123.075	70.580	-42,65
ALBANIA	24.250	-	-100,00	23.038	-	-100,00
KAZAKHSTAN	25.000	50.000	100,00	51.580	106.000	105,51
UKRAINE	727.490	171.750	-76,39	1.451.117	288.250	-80,14
UZBEKISTAN	24.500	-	-100,00	25.480	-	-100,00
LITHUANIA	95.500	140.007	46,60	220.845	236.953	7,29
LATVIA	52.000	421.332	710,25	111.230	738.208	563,68
ESTONIA	13.000	-	-100,00	25.555	-	-100,00
GEORGIA	252.500	129.000	-48,91	516.211	265.825	-48,50
CROATIA	91.000	104.000	14,29	202.176	211.912	4,82
MALTA	-	26.000	-	-	56.225	-
SLOVENIA	218.000	100.805	-53,76	454.173	184.981	-59,27
CZECH REPUBLIC	110.264	54.224	-50,82	352.083	131.861	-62,55
RUSSIA FEDERATION	5.817.100	2.542.474	-56,29	11.290.073	4.775.792	-57,70
BUAH DAN SAYUR DIOLAH ATAU DIAWETKAN	**112.185.184**	**129.958.447**	**15,84**	**143.227.711**	**161.775.158**	**12,95**
JAPAN	4.690.456	6.212.309	32,45	6.902.362	9.182.823	33,04
HONG KONG	212.973	530.834	149,25	337.037	713.600	111,73
KOREA, REPUBLIC OF	2.502.410	4.453.498	77,97	3.799.563	6.172.910	62,46
TAIWAN	678.581	505.009	-25,58	867.377	465.401	-46,34
CHINA	4.821.182	6.509.203	35,01	5.666.808	7.471.523	31,85
MONGOLIA	18.300	90.156	392,66	20.979	102.398	388,11
MACAU	2.498	-	-100,00	8.090	-	-100,00

https://www.bps.go.id

TABEL 6. PERKEMBANGAN EKSPOR INDONESIA MENURUT KOMODITI DAN NEGARA TUJUAN
JANUARI - JUNI 2021 DAN 2022

KOMODITI / NEGARA TUJUAN	BERAT BERSIH (KG)		PERUB	NILAI FOB (US $)		PERUB
	JAN-JUN 2021	JAN-JUN 2022	%	JAN-JUN 2021	JAN-JUN 2022	%
(1)	(2)	(3)	(4)	(5)	(6)	(7)
PAPUA NEW GUINEA	1.275	765	-40,00	2.820	1.692	-40,00
THAILAND	179.985	321.080	78,39	354.366	1.007.310	184,26
SINGAPORE	4.315.421	4.654.087	7,85	4.436.582	4.640.923	4,61
PHILIPPINES	488.850	742.080	51,80	305.243	488.855	60,15
MALAYSIA	1.282.366	2.617.458	104,11	1.460.192	2.756.104	88,75
MYANMAR	4.113	-	-100,00	4.113	-	-100,00
BRUNEI DARUSSALAM	52.423	40.139	-23,43	149.202	116.804	-21,71
VIET NAM	91.500	117.600	28,52	89.181	104.189	16,83
INDIA	30.240	20.000	-33,86	80.988	23.000	-71,60
PAKISTAN	510.354	59.310	-88,38	345.403	39.173	-88,66
BANGLADESH	50.297	-	-100,00	8.839	-	-100,00
SAUDI ARABIA	333.356	398.429	19,52	652.738	647.776	-0,76
ISRAEL	176.484	235.164	33,25	203.387	292.501	43,81
KUWAIT	84.308	142.174	68,64	137.249	225.553	64,34
JORDAN	84.180	68.808	-18,26	81.620	72.218	-11,52
LEBANON	17.484	-	-100,00	17.851	-	-100,00
YEMEN	33.110	51.320	55,00	44.711	65.586	46,69
OMAN	24.653	28.507	15,63	42.594	48.244	13,26
UNITED ARAB EMIRATES	316.645	263.606	-16,75	493.055	380.487	-22,83
QATAR	39.147	187.403	378,72	65.065	288.380	343,21
BAHRAIN	72.960	94.007	28,85	126.607	149.125	17,79
EGYPT	520	-	-100,00	104	-	-100,00
MOROCCO	-	17.820	-	-	20.903	-
NIGERIA	20.250	2.485	-87,73	22.680	6.988	-69,19
SENEGAL	50	-	-100,00	207	-	-100,00
DJIBOUTI	35.256	17.628	-50,00	40.699	24.770	-39,14
SOUTH AFRICA	-	296.317	-	-	381.629	-
AUSTRALIA	3.378.740	4.373.006	29,43	4.995.511	6.595.996	32,04
NEW ZEALAND	870.583	1.389.602	59,62	1.126.615	1.861.332	65,21
NEW CALEDONIA	6.162	3.176	-48,46	18.837	12.886	-31,59
VANUATU	-	47	-	-	241	-
FIJI	44.160	32.880	-25,54	202.290	150.700	-25,50
SAMOA	7.440	10.080	35,48	37.200	50.400	35,48
SOLOMON ISLANDS	1.680	1.920	14,29	8.400	12.000	42,86
EAST TIMOR	4.904	40.308	721,94	12.559	126.955	910,90
UNITED STATES	33.671.603	38.015.630	12,90	41.171.402	45.201.770	9,79
CANADA	1.326.031	1.518.566	14,52	1.735.021	2.034.864	17,28
MEXICO	3.244.632	2.215.464	-31,72	3.747.904	2.502.945	-33,22
PANAMA	16.741	16.876	0,81	24.523	25.960	5,86
SURINAME	1.350	-	-100,00	1.494	-	-100,00
CHILE	779.625	464.983	-40,36	967.350	564.334	-41,66
ARGENTINA	1.659.973	2.247.588	35,40	2.050.800	2.722.839	32,77
URUGUAY	35.640	-	-100,00	47.250	-	-100,00
PERU	491.584	401.767	-18,27	677.165	563.609	-16,77
PUERTO RICO	88.450	127.463	44,11	106.082	179.212	68,94
DOMINICAN REPUBLIC	525.000	-	-100,00	594.750	-	-100,00
UNITED KINGDOM	2.715.727	2.050.937	-24,48	4.074.671	2.976.763	-26,94
NETHERLANDS	14.721.782	8.546.286	-41,95	17.362.082	10.690.753	-38,42
FRANCE	1.778.105	4.120.098	131,71	2.436.767	5.259.069	115,82
GERMANY, FED. REP. OF	5.996.388	13.342.334	122,51	6.903.555	15.734.780	127,92
AUSTRIA	455.234	552.235	21,31	596.803	627.584	5,16
BELGIUM	1.314.119	1.213.958	-7,62	2.172.978	1.816.602	-16,40
SWITZERLAND	1.028.369	918.571	-10,68	1.599.253	1.374.758	-14,04
DENMARK	356.840	326.874	-8,40	497.109	416.383	-16,24
NORWAY	635.601	1.206.101	89,76	1.187.692	2.117.765	78,31
SWEDEN	399.622	443.570	11,00	594.645	522.079	-12,20
FINLAND	1.415.400	2.134.895	50,83	1.958.120	2.596.355	32,59
IRELAND	117.810	-	-100,00	196.466	-	-100,00
ITALY	1.378.746	1.329.028	-3,61	1.791.891	1.793.292	0,08
SPAIN	10.705.516	10.592.451	-1,06	15.382.128	13.071.238	-15,02
PORTUGAL	197.919	182.865	-7,61	224.547	213.563	-4,89
GREECE	228.438	581.784	154,68	265.914	724.445	172,44
HUNGARY	-	197.587	-	-	212.813	-
POLAND	166.096	585.957	252,78	223.738	729.823	226,20
ROMANIA	52.901	229.666	334,15	65.405	236.877	262,17
BULGARIA	17.691	36.817	108,11	20.524	45.540	121,89
UKRAINE	284.077	70.152	-75,31	320.489	84.036	-73,78
UZBEKISTAN	105.893	186.017	75,67	116.648	239.802	105,58
LITHUANIA	17.628	53.138	201,44	16.224	62.394	284,58
LATVIA	88.236	34.944	-60,40	108.803	42.900	-60,57
CROATIA	35.424	70.848	100,00	34.733	72.749	109,45
SLOVAKIA	-	282.420	-	-	282.490	-
CZECH REPUBLIC	246.876	371.018	50,29	261.350	430.280	64,64
RUSSIA FEDERATION	398.822	761.347	90,90	522.315	903.117	72,91
BIOTA AIR LAINNYA DIBEKUKAN	**73.402.202**	**72.432.191**	**-1,32**	**261.679.011**	**320.214.209**	**22,37**
JAPAN	773.921	858.130	10,88	6.253.163	6.861.189	9,72
HONG KONG	262.669	224.979	-14,35	1.394.738	1.141.869	-18,13
KOREA, REPUBLIC OF	1.388.751	1.648.361	18,69	7.273.137	10.404.551	43,05
TAIWAN	4.731.528	5.227.249	10,48	21.654.940	21.256.242	-1,84
CHINA	42.035.278	33.720.269	-19,78	114.034.077	103.144.539	-9,55
THAILAND	864.625	1.803.409	108,58	2.928.113	9.492.590	224,19
SINGAPORE	404.504	374.275	-7,47	1.755.982	1.574.811	-10,32

https://www.bps.go.id

TABEL 6. PERKEMBANGAN EKSPOR INDONESIA MENURUT KOMODITI DAN NEGARA TUJUAN
JANUARI - JUNI 2021 DAN 2022

KOMODITI / NEGARA TUJUAN	BERAT BERSIH (KG)		PERUB	NILAI FOB (US $)		PERUB
	JAN-JUN 2021	JAN-JUN 2022	%	JAN-JUN 2021	JAN-JUN 2022	%
(1)	(2)	(3)	(4)	(5)	(6)	(7)
PHILIPPINES	50	3.723	7.345,20	523	14.609	2.696,07
MALAYSIA	1.105.937	1.727.925	56,24	2.411.908	4.618.583	91,49
VIET NAM	12.098.004	16.193.944	33,86	58.574.172	88.413.317	50,94
TURKEY	-	7.500	-	-	60.950	-
UNITED ARAB EMIRATES	28.576	28.272	-1,06	177.556	225.851	27,20
QATAR	460	-	-100,00	115	-	-100,00
CYPRUS	148.607	198.928	33,86	690.449	1.491.811	116,06
EGYPT	-	25.006	-	-	36.853	-
REUNION	6.810	12.830	88,40	27.288	79.909	192,84
SOUTH AFRICA	3.120	-	-100,00	17.556	-	-100,00
MAURITIUS	47.572	2.000	-95,80	107.949	6.700	-93,79
AUSTRALIA	802.474	858.931	7,04	5.148.493	6.086.507	18,22
NEW ZEALAND	32.697	45.356	38,72	227.545	314.269	38,11
UNITED STATES	2.534.383	1.928.006	-23,93	10.781.582	12.561.407	16,51
CANADA	61.882	20.972	-66,11	259.140	164.834	-36,39
MEXICO	362.500	93.435	-74,22	1.347.647	602.372	-55,30
PANAMA	-	20.412	-	-	163.080	-
CHILE	-	22.880	-	-	96.600	-
COLOMBIA	28.023	22.880	-18,35	116.178	96.600	-16,85
URUGUAY	4.035	-	-100,00	18.678	-	-100,00
ECUADOR	4.364	19.514	347,16	24.183	136.980	466,43
PUERTO RICO	4.765	1.158	-75,70	21.246	9.913	-53,35
DOMINICAN REPUBLIC	-	4.476	-	-	34.628	-
ARUBA	-	350	-	-	483	-
MARTINIQUE	53.135	71.679	34,90	204.835	451.692	120,52
GUADELOUPE	86.311	178.787	107,14	314.257	1.100.092	250,06
UNITED KINGDOM	91.058	36.376	-60,05	546.649	240.467	-56,01
NETHERLANDS	78.560	107.212	36,47	215.398	468.372	117,44
FRANCE	206.163	445.164	115,93	767.661	2.640.827	244,01
GERMANY, FED. REP. OF	32.120	31.424	-2,17	218.865	363.760	66,20
BELGIUM	-	114.775	-	-	198.372	-
DENMARK	82.199	107.142	30,34	442.398	766.941	73,36
SWEDEN	2.700	6.368	135,83	14.517	51.279	253,25
ITALY	3.125.942	4.351.457	39,20	15.293.774	30.186.215	97,38
SPAIN	214.900	68.424	-68,16	1.006.462	508.014	-49,52
PORTUGAL	107.310	95.160	-11,32	431.324	550.957	27,74
GREECE	1.273.290	1.273.854	0,04	5.737.205	10.306.045	79,64
ROMANIA	-	6.030	-	-	44.743	-
ALBANIA	111.960	93.000	-16,93	388.782	689.751	77,41
CROATIA	29.000	151.110	421,07	131.850	1.052.728	698,43
MALTA	21.097	19.095	-9,49	83.655	124.417	48,73
SLOVENIA	-	20.415	-	-	122.082	-
RUSSIA FEDERATION	150.922	159.552	5,72	635.021	1.255.409	97,70
MAKARONI, MIE DAN PRODUK SEJENISNYA	**90.845.821**	**95.816.778**	**5,47**	**144.918.454**	**170.318.929**	**17,53**
JAPAN	291.064	233.310	-19,84	812.031	659.818	-18,74
HONG KONG	3.200.147	3.312.283	3,50	4.656.711	5.156.769	10,74
KOREA, REPUBLIC OF	2.077.829	1.851.178	-10,91	3.162.364	3.202.458	1,27
TAIWAN	2.645.701	2.369.398	-10,44	5.672.744	5.760.286	1,54
CHINA	3.581.477	4.173.172	16,52	9.306.537	11.636.513	25,04
MONGOLIA	74.588	91.392	22,53	115.299	171.851	49,05
PAPUA NEW GUINEA	3.370.658	4.877.216	44,70	5.015.093	6.460.294	28,82
THAILAND	1.687.649	1.995.517	18,24	2.292.809	3.053.789	33,19
SINGAPORE	2.487.158	2.646.033	6,39	5.474.643	6.019.225	9,95
PHILIPPINES	8.453.759	9.413.023	11,35	7.533.921	10.813.379	43,53
MALAYSIA	24.461.586	24.057.432	-1,65	36.280.270	38.549.117	6,25
MYANMAR	1.145.568	880.255	-23,16	1.777.631	1.574.267	-11,44
CAMBODIA	4.401.547	7.822.813	77,73	6.270.813	11.369.602	81,31
BRUNEI DARUSSALAM	1.040.999	777.674	-25,30	1.863.377	1.301.098	-30,18
VIET NAM	1.835.717	1.784.385	-2,80	2.401.943	2.958.156	23,16
MALDIVES	38.216	26.002	-31,96	62.650	67.251	7,34
INDIA	423.218	289.141	-31,68	464.664	429.409	-7,59
PAKISTAN	20.291	49.966	146,24	72.862	177.187	143,18
BANGLADESH	1.871	18.188	871,87	8.926	62.309	598,07
SRI LANKA	10.940	-	-100,00	10.450	-	-100,00
AFGHANISTAN	26.055	-	-100,00	22.087	-	-100,00
IRAQ	2.128.360	964.946	-54,66	2.262.350	2.036.777	-9,97
IRAN (ISLAMIC REPUBLIC OF)	63.782	19.925	-68,76	79.592	75.352	-5,33
SAUDI ARABIA	1.519.541	1.026.832	-32,42	4.521.098	1.766.855	-60,92
ISRAEL	18.193	22.459	23,45	36.048	35.093	-2,65
KUWAIT	31.657	47.600	50,36	50.052	20.097	-59,85
JORDAN	1.466.239	1.347.024	-8,13	2.549.538	3.239.991	27,08
LEBANON	7.252	18.640	157,01	14.290	33.381	133,59
YEMEN	9.659	-	-100,00	16.319	-	-100,00
OMAN	94.413	132.520	40,36	136.529	161.171	18,05
TURKEY	24.780	-	-100,00	21.535	-	-100,00
UNITED ARAB EMIRATES	839.227	1.350.124	60,88	1.238.723	2.371.790	91,47
QATAR	274.213	182.270	-33,53	607.627	449.302	-26,06
BAHRAIN	88.662	86.490	-2,45	95.206	118.230	24,18
EGYPT	3.765	-	-100,00	1.506	-	-100,00
MOROCCO	-	12.000	-	-	23.400	-
NAMIBIA	24.650	13.023	-47,17	24.873	22.101	-11,14

https://www.bps.go.id

TABEL 6. PERKEMBANGAN EKSPOR INDONESIA MENURUT KOMODITI DAN NEGARA TUJUAN
JANUARI - JUNI 2021 DAN 2022

KOMODITI / NEGARA TUJUAN	BERAT BERSIH (KG)		PERUB	NILAI FOB (US $)		PERUB
	JAN-JUN 2021	JAN-JUN 2022	%	JAN-JUN 2021	JAN-JUN 2022	%
(1)	(2)	(3)	(4)	(5)	(6)	(7)
MADAGASCAR	1.187.450	1.359.937	14,53	1.321.904	2.072.537	56,78
SOMALIA	33.893	-	-100,00	32.069	-	-100,00
KENYA	51.168	96.917	89,41	56.556	142.725	152,36
MOZAMBIQUE	22.100	-	-100,00	26.520	-	-100,00
TOGO	632	352	-44,34	589	305	-48,19
LIBERIA	-	12.060	-	-	18.088	-
GUINEA	485	-	-100,00	715	-	-100,00
ANGOLA	-	24.090	-	-	32.438	-
CONGO	64	32	-50,00	56	28	-50,35
NIGERIA	-	44	-	-	37	-
SIERRA LEONE	624	1.880	201,28	1.457	4.515	209,99
GABON	12.240	24.108	96,96	8.911	33.106	271,53
COTE D'IVOIRE	272	256	-5,88	238	223	-6,31
SENEGAL	24.709	23.555	-4,67	22.037	36.439	65,35
GAMBIA	1	12.566	2.370.843,40	18	20.628	114.497,22
SEYCHELLES	140	140	0,00	335	245	-26,87
UGANDA	8	31	287,50	4	14	250,00
CENTRAL AFRICAN REPUBLIC	-	330	-	-	677	-
DJIBOUTI	12.620	12.945	2,58	13.179	22.140	68,00
SOUTH AFRICA	1.191.139	1.012.575	-14,99	1.479.088	1.597.664	8,02
MALAWI	27.716	81.943	195,65	30.426	149.919	392,73
MAURITIUS	147.028	158.196	7,60	227.636	263.501	15,76
MAYOTTE	-	220	-	-	304	-
AUSTRALIA	5.124.886	6.519.594	27,21	10.971.645	14.730.736	34,26
NEW ZEALAND	1.998.641	1.981.111	-0,88	3.560.854	4.960.598	39,31
MICRONESIA, FED. STATES OF	11.920	-	-100,00	14.400	-	-100,00
NAURU	22.687	56.414	148,66	59.595	149.271	150,48
NEW CALEDONIA	99.665	108.293	8,66	183.230	201.836	10,15
VANUATU	47.930	44.634	-6,88	101.264	113.674	12,26
AMERICAN SAMOA	-	4.460	-	-	7.794	-
COOK ISLANDS	25.194	25.194	0,00	56.316	54.310	-3,56
FIJI	115.083	147.914	28,53	210.681	263.157	24,91
KIRIBATI	86.278	126.932	47,12	140.783	205.510	45,98
SAMOA	151.120	94.644	-37,37	240.100	155.533	-35,22
SOLOMON ISLANDS	401.985	521.359	29,70	923.091	1.241.672	34,51
TONGA	311.610	258.032	-17,19	578.505	532.257	-7,99
TUVALU	3.060	4.536	48,24	6.489	10.024	54,48
EAST TIMOR	4.477.951	5.028.160	12,29	6.918.214	8.185.064	18,31
UNITED STATES	1.700.415	2.660.959	56,49	3.433.714	6.948.000	102,35
CANADA	1.120.017	1.626.082	45,18	1.899.489	3.895.537	105,08
PANAMA	103.178	-	-100,00	170.143	-	-100,00
SURINAME	273.721	90.668	-66,88	455.596	164.601	-63,87
CHILE	5.234	-	-100,00	11.605	-	-100,00
TRINIDAD AND TOBAGO	45.371	-	-100,00	71.491	-	-100,00
HAITI	12.107	-	-100,00	13.392	-	-100,00
FRENCH POLYNESIA	13.440	26.102	94,21	21.496	45.859	113,34
GRENADA	12.054	12.054	0,00	13.984	25.476	82,18
UNITED KINGDOM	727.317	14.464	-98,01	1.285.089	31.762	-97,53
NETHERLANDS	1.293.659	1.017.789	-21,32	1.773.730	2.246.701	26,67
FRANCE	111.696	77.038	-31,03	310.033	243.654	-21,41
GERMANY, FED. REP. OF	592.081	74.910	-87,35	989.727	142.731	-85,58
AUSTRIA	1.185	1.197	1,03	1.484	1.510	1,72
BELGIUM	-	48	-	-	102	-
SWITZERLAND	-	333	-	-	2.736	-
NORWAY	44.928	41.119	-8,48	98.166	131.770	34,23
SWEDEN	12.166	14.375	18,16	19.527	29.537	51,26
ITALY	522.074	-	-100,00	609.959	-	-100,00
SPAIN	335.584	369.216	10,02	800.643	994.376	24,20
PORTUGAL	123.040	38.368	-68,82	234.668	70.757	-69,85
POLAND	29.055	18.594	-36,01	56.525	35.174	-37,77
ROMANIA	1.753	3.024	72,55	3.668	6.300	71,74
UZBEKISTAN	-	12.096	-	-	23.040	-
CROATIA	11.710	-	-100,00	12.796	-	-100,00
MALTA	232.714	77.325	-66,77	392.501	271.595	-30,80
RUSSIA FEDERATION	60.594	5.332	-91,20	119.012	24.424	-79,48
MINYAK MAKAN DAN LEMAK NABATI	**315.227.455**	**393.605.562**	**24,86**	**339.148.225**	**644.225.382**	**89,95**
JAPAN	1.360.555	1.522.693	11,92	3.855.822	6.569.554	70,38
HONG KONG	347.564	334.880	-3,65	468.010	621.459	32,79
KOREA, REPUBLIC OF	11.193.426	22.511.651	101,11	12.074.257	35.912.398	197,43
TAIWAN	1.736.594	1.497.555	-13,76	2.255.264	3.028.905	34,30
CHINA	98.005.860	168.465.294	71,89	104.603.658	254.891.755	143,67
PAPUA NEW GUINEA	460	-	-100,00	645	-	-100,00
THAILAND	20.712.880	20.515.675	-0,95	18.978.722	32.805.109	72,85
SINGAPORE	498.748	2.087.244	318,50	2.459.605	7.435.730	202,31
PHILIPPINES	6.970.209	7.190.860	3,17	8.722.136	11.215.031	28,58
MALAYSIA	96.049.773	95.571.498	-0,50	75.781.526	119.960.858	58,30
MYANMAR	-	22.860	-	-	38.296	-
NEPAL	-	45.320	-	-	91.320	-
VIET NAM	6.292.170	7.126.400	13,26	8.780.173	11.968.385	36,31
INDIA	609.526	316.703	-48,04	1.319.951	3.247.328	146,02
PAKISTAN	1.955.220	1.987.650	1,66	2.568.102	3.976.365	54,84
BANGLADESH	1.420.980	1.297.160	-8,71	1.971.411	2.639.727	33,90

https://www.bps.go.id

TABEL 6. PERKEMBANGAN EKSPOR INDONESIA MENURUT KOMODITI DAN NEGARA TUJUAN
JANUARI - JUNI 2021 DAN 2022

KOMODITI / NEGARA TUJUAN	BERAT BERSIH (KG)		PERUB	NILAI FOB (US $)		PERUB
	JAN-JUN 2021	JAN-JUN 2022	%	JAN-JUN 2021	JAN-JUN 2022	%
(1)	(2)	(3)	(4)	(5)	(6)	(7)
SRI LANKA	462.000	367.550	-20,44	509.289	505.120	-0,82
IRAQ	67.500	1.125.480	1.567,38	99.900	2.328.507	2.230,84
IRAN (ISLAMIC REPUBLIC OF)	-	294.580	-	-	704.647	-
SAUDI ARABIA	253.170	360.450	42,37	362.998	759.465	109,22
ISRAEL	992.910	3.708.245	273,47	1.227.244	6.636.295	440,75
KUWAIT	-	22.000	-	-	50.380	-
JORDAN	22.000	290.035	1.218,34	36.960	610.042	1.550,55
LEBANON	180.640	236.820	31,10	234.843	503.862	114,55
SYRIA ARAB REPUBLIC	868.260	648.780	-25,28	1.156.985	1.294.132	11,85
TURKEY	4.095.660	3.792.030	-7,41	5.566.017	7.766.349	39,53
UNITED ARAB EMIRATES	383.050	3.472.258	806,48	551.813	8.579.673	1.454,82
BAHRAIN	-	45.800	-	-	71.700	-
EGYPT	2.697.100	1.797.200	-33,37	3.740.753	3.861.614	3,23
LIBYAN ARAB JAMAHIRIYA	45.320	761.810	1.580,96	73.781	1.736.776	2.253,96
MOROCCO	643.430	1.327.600	106,33	927.819	2.946.105	217,53
TUNISIA	44.000	87.100	97,95	72.820	131.745	80,92
ALGERIA	17.614.700	13.434.360	-23,73	20.312.167	21.154.076	4,14
SUDAN	45.720	45.280	-0,96	62.316	90.626	45,43
MADAGASCAR	22.375	-	-100,00	40.163	-	-100,00
KENYA	20.000	23.120	15,60	35.872	60.871	69,69
MOZAMBIQUE	150.880	22.580	-85,03	212.436	36.469	-82,83
GHANA	651.540	517.040	-20,64	665.744	763.184	14,64
NIGERIA	8.528.210	3.475.850	-59,24	9.396.287	4.639.434	-50,62
COTE D'IVOIRE	338.700	-	-100,00	409.104	-	-100,00
SENEGAL	705.000	972.140	37,89	1.041.610	2.052.782	97,08
SEYCHELLES	-	190	-	-	1.793	-
DJIBOUTI	-	22.500	-	-	51.075	-
SOUTH AFRICA	1.023.087	126.790	-87,61	1.314.925	457.706	-65,19
ZIMBABWE	590.360	586.600	-0,64	778.266	807.253	3,72
MAURITIUS	500	-	-100,00	893	-	-100,00
AUSTRALIA	273.773	107.576	-60,71	679.353	487.576	-28,23
NEW ZEALAND	130.250	178.385	36,96	213.203	523.328	145,46
VANUATU	22.375	22.375	0,00	40.723	46.764	14,84
EAST TIMOR	84	740	780,49	517	1.323	156,09
UNITED STATES	7.498.820	10.244.578	36,62	17.404.877	35.653.886	104,85
CANADA	224.920	1.573.560	599,61	476.227	2.377.107	399,15
MEXICO	6.713.200	4.301.629	-35,92	9.773.526	7.963.527	-18,52
CHILE	133.650	157.000	17,47	183.486	308.877	68,34
ARGENTINA	105.840	71.925	-32,04	188.867	215.144	13,91
BRAZIL	1.818.600	2.219.036	22,02	2.478.841	4.899.616	97,66
COLOMBIA	74.000	253.410	242,45	90.759	454.929	401,25
URUGUAY	1.365.000	-	-100,00	1.782.375	-	-100,00
PERU	26.000	58.500	125,00	29.250	110.165	276,63
TRINIDAD AND TOBAGO	22.500	67.500	200,00	35.573	149.715	320,87
DOMINICAN REPUBLIC	512.800	432.000	-15,76	567.489	549.932	-3,09
UNITED KINGDOM	142.302	105.750	-25,69	200.301	408.052	103,72
NETHERLANDS	175.140	59.027	-66,30	372.181	894.071	140,23
FRANCE	20.440	184.711	803,67	157.466	3.103.496	1.870,90
GERMANY, FED. REP. OF	1.308.130	1.314.931	0,52	2.121.082	8.021.839	278,20
BELGIUM	17.100	154.400	802,92	41.433	326.057	686,94
SWITZERLAND	18	19.825	107.879,30	495	491.025	99.097,05
ITALY	13.300	61.910	365,49	31.892	628.743	1.871,51
SPAIN	384.550	529.614	37,72	585.578	6.579.788	1.023,64
GREECE	11.400	45.200	296,49	28.147	180.506	541,31
POLAND	-	21.300	-	-	43.800	-
ROMANIA	-	48.000	-	-	78.024	-
BULGARIA	2.356.480	466.000	-80,22	2.762.570	1.118.617	-59,51
ALBANIA	-	22.400	-	-	57.618	-
KAZAKHSTAN	60.000	19.350	-67,75	104.100	51.123	-50,89
MOLDOVA, REPUBLIC OF	-	90.000	-	-	213.390	-
TURKMENISTAN	-	45.000	-	-	136.575	-
UKRAINE	1.578.114	265.900	-83,15	2.472.693	520.936	-78,93
LITHUANIA	246.000	-	-100,00	273.876	-	-100,00
LATVIA	22.000	106.000	381,82	36.718	231.008	529,14
ESTONIA	72.000	-	-100,00	86.220	-	-100,00
GEORGIA	-	90.640	-	-	159.051	-
CROATIA	220.000	138.680	-36,96	336.710	286.403	-14,94
SLOVENIA	72.100	-	-100,00	72.201	-	-100,00
RUSSIA FEDERATION	1.828.120	2.071.080	13,29	2.594.720	3.949.474	52,21
SERBIA	91.000	-	-100,00	141.602	-	-100,00
MONTENEGRO	87.372	-	-100,00	112.890	-	-100,00
MAKANAN DARI COKELAT DAN KEMBANG GULA	**34.411.778**	**37.370.988**	**8,60**	**89.613.564**	**103.535.307**	**15,54**
JAPAN	54.672	157.629	188,32	186.626	624.303	234,52
HONG KONG	160.060	166.960	4,31	570.260	611.163	7,17
KOREA, REPUBLIC OF	997.496	1.041.832	4,44	2.719.579	2.890.682	6,29
TAIWAN	689.473	615.900	-10,67	1.804.513	1.641.356	-9,04
CHINA	4.271.044	3.168.268	-25,82	4.994.494	3.812.522	-23,67
MACAU	6.175	7.330	18,71	16.172	24.024	48,56
PAPUA NEW GUINEA	30.955	21.653	-30,05	69.787	64.507	-7,57
THAILAND	5.080.846	5.110.958	0,59	15.845.814	16.916.183	6,75
SINGAPORE	504.528	514.519	1,98	1.785.425	2.201.111	23,28

https://www.bps.go.id

TABEL 6. PERKEMBANGAN EKSPOR INDONESIA MENURUT KOMODITI DAN NEGARA TUJUAN
JANUARI - JUNI 2021 DAN 2022

KOMODITI / NEGARA TUJUAN	BERAT BERSIH (KG)		PERUB	NILAI FOB (US $)		PERUB
	JAN-JUN 2021	JAN-JUN 2022	%	JAN-JUN 2021	JAN-JUN 2022	%
(1)	(2)	(3)	(4)	(5)	(6)	(7)
PHILIPPINES	6.722.494	9.202.909	36,90	15.782.542	21.927.661	38,94
MALAYSIA	2.951.838	3.427.840	16,13	8.403.708	11.100.392	32,09
MYANMAR	225.059	150.140	-33,29	606.155	457.336	-24,55
CAMBODIA	213.558	463.564	117,07	725.289	1.637.669	125,80
BRUNEI DARUSSALAM	178.549	144.943	-18,82	613.013	559.574	-8,72
BHUTAN	1.330	-	-100,00	155	-	-100,00
VIET NAM	2.563.046	2.664.039	3,94	6.662.269	7.495.712	12,51
MALDIVES	17.124	29.278	70,98	60.301	104.111	72,65
INDIA	798.740	910.897	14,04	1.778.147	1.911.305	7,49
PAKISTAN	212.250	259.737	22,37	546.396	793.271	45,18
BANGLADESH	47.077	49.054	4,20	163.573	171.193	4,66
SRI LANKA	32.570	3.000	-90,79	69.104	4.543	-93,43
IRAQ	57.616	234.945	307,78	122.306	240.859	96,93
IRAN (ISLAMIC REPUBLIC OF)	9.590	8.345	-12,99	27.750	29.728	7,13
SAUDI ARABIA	550.986	948.782	72,20	1.501.316	3.044.670	102,80
ISRAEL	128.881	127.840	-0,81	383.571	384.640	0,28
KUWAIT	400.152	375.534	-6,15	1.179.522	1.226.568	3,99
JORDAN	155.717	105.182	-32,45	383.702	251.433	-34,47
LEBANON	53.270	55.572	4,32	138.591	144.857	4,52
YEMEN	57.291	22.512	-60,71	126.626	44.378	-64,95
OMAN	138.885	163.500	17,72	263.284	408.055	54,99
TURKEY	47.656	44.500	-6,62	143.102	31.500	-77,99
UNITED ARAB EMIRATES	1.370.621	1.693.574	23,56	3.662.261	4.552.271	24,30
QATAR	191.738	230.415	20,17	504.582	591.806	17,29
BAHRAIN	95.716	118.654	23,97	276.711	368.445	33,15
EGYPT	168.992	77.034	-54,42	365.834	216.214	-40,90
LIBYAN ARAB JAMAHIRIYA	52.671	19.168	-63,61	276.650	38.637	-86,03
MOROCCO	48.556	10.360	-78,66	97.041	20.581	-78,79
TUNISIA	6.410	3.966	-38,12	14.010	8.099	-42,19
ALGERIA	15.806	-	-100,00	31.647	-	-100,00
SUDAN	16.750	-	-100,00	41.038	-	-100,00
ETHIOPIA	16.668	-	-100,00	60.611	-	-100,00
TANZANIA, UNITED REP. OF	27.816	60.089	116,02	68.076	161.039	136,56
MADAGASCAR	80.095	62.100	-22,47	173.272	151.046	-12,83
SOMALIA	-	3.514	-	-	7.530	-
KENYA	1.770	2.243	26,71	6.296	8.394	33,33
MOZAMBIQUE	-	1.034	-	-	3.013	-
EQUATORIAL GUINEA	9	-	-100,00	135	-	-100,00
TOGO	-	3.300	-	-	13.700	-
GHANA	38.220	42.744	11,84	82.935	100.504	21,18
LIBERIA	3	-	-100,00	8	-	-100,00
NIGERIA	271.437	107.702	-60,32	600.997	270.133	-55,05
SIERRA LEONE	3.231	72	-97,78	11.494	322	-97,20
GABON	-	1.440	-	-	3.480	-
SENEGAL	232	48	-79,34	1.006	220	-78,10
MALI	2.793	-	-100,00	8.136	-	-100,00
GAMBIA	-	491	-	-	1.853	-
SEYCHELLES	1.000	1.687	68,76	3.793	5.526	45,71
UGANDA	5.641	18.960	236,10	11.337	42.140	271,72
NIGER	337.053	579.946	72,06	756.401	1.295.465	71,27
CHAD	19.080	-	-100,00	41.975	-	-100,00
SOUTH AFRICA	46.603	70.672	51,65	139.190	218.116	56,70
MAURITIUS	80.791	77.935	-3,54	292.960	280.351	-4,30
DEMOCRATIC REP. OF THE CONGO	63.512	95.268	50,00	130.312	195.468	50,00
AUSTRALIA	371.191	285.921	-22,97	1.404.099	1.092.003	-22,23
NEW ZEALAND	7.231	8.682	20,06	32.864	33.388	1,59
MICRONESIA, FED. STATES OF	222	318	43,41	2.719	2.125	-21,85
NAURU	-	536	-	-	3.544	-
NEW CALEDONIA	100	228	128,00	2.313	1.269	-45,16
NORTHERN MARIANA ISLANDS	883	1.056	19,67	6.485	6.781	4,56
VANUATU	37.724	28.315	-24,94	89.066	68.901	-22,64
AMERICAN SAMOA	3.540	-	-100,00	13.139	-	-100,00
FIJI	46.844	51.539	10,02	138.605	159.763	15,27
KIRIBATI	25.973	7.815	-69,91	76.409	34.951	-54,26
MARSHALL ISLANDS	3.181	26.297	726,71	11.653	94.358	709,76
SAMOA	26.202	19.733	-24,69	104.885	68.595	-34,60
SOLOMON ISLANDS	39.928	36.910	-7,56	120.311	114.259	-5,03
TONGA	22.081	17.929	-18,80	70.155	61.348	-12,55
TUVALU	-	4.005	-	-	8.946	-
EAST TIMOR	463.679	502.928	8,46	956.286	1.236.602	29,31
UNITED STATES	1.658.032	2.015.413	21,55	6.603.364	7.923.049	19,99
CANADA	20.940	88.360	321,97	59.286	296.168	399,56
MEXICO	23.735	11.647	-50,93	93.421	48.533	-48,05
GUATEMALA	-	5.213	-	-	14.940	-
PANAMA	4.200	-	-100,00	19.659	-	-100,00
SURINAME	-	828	-	-	2.550	-
ARGENTINA	26.801	51.626	92,63	112.344	224.068	99,45
BRAZIL	450	860	91,16	12.780	3.320	-74,02
COLOMBIA	288	1.600	455,56	850	11.440	1.245,88
ECUADOR	4.452	-	-100,00	21.341	-	-100,00
PERU	720	1.080	50,00	1.700	2.700	58,82
GUYANA	3.069	-	-100,00	13.589	-	-100,00
PUERTO RICO	432.399	101.178	-76,60	1.271.974	341.384	-73,16

https://www.bps.go.id

TABEL 6. PERKEMBANGAN EKSPOR INDONESIA MENURUT KOMODITI DAN NEGARA TUJUAN
JANUARI - JUNI 2021 DAN 2022

KOMODITI / NEGARA TUJUAN	BERAT BERSIH (KG)		PERUB	NILAI FOB (US $)		PERUB
	JAN-JUN 2021	JAN-JUN 2022	%	JAN-JUN 2021	JAN-JUN 2022	%
(1)	(2)	(3)	(4)	(5)	(6)	(7)
DOMINICAN REPUBLIC	-	8.618	-	-	39.284	-
HAITI	16.507	-	-100,00	27.088	-	-100,00
FRENCH POLYNESIA	718	276	-61,54	1.793	758	-57,74
UNITED KINGDOM	251.422	246.465	-1,97	928.379	919.896	-0,91
NETHERLANDS	125.243	158.140	26,27	436.478	560.995	28,53
FRANCE	644	1.184	83,81	3.064	4.069	32,81
GERMANY, FED. REP. OF	105.863	24.433	-76,92	411.298	103.794	-74,76
AUSTRIA	766	-	-100,00	14.596	-	-100,00
BELGIUM	300	10	-96,67	8.520	1.350	-84,15
SWITZERLAND	2.470	2.361	-4,39	68.342	66.784	-2,28
NORWAY	3.017	10.504	248,13	14.817	32.330	118,20
SWEDEN	28.440	22.288	-21,63	199.854	167.740	-16,07
FINLAND	18.926	8.267	-56,32	150.597	71.087	-52,80
ITALY	47.280	45.309	-4,17	145.546	145.311	-0,16
SPAIN	43.894	20.550	-53,18	200.355	57.334	-71,38
POLAND	166	-	-100,00	1.082	-	-100,00
ARMENIA	6.372	-	-100,00	14.455	-	-100,00
UKRAINE	1.020	-	-100,00	3.230	-	-100,00
UZBEKISTAN	-	8.640	-	-	26.400	-
LITHUANIA	80	2.268	2.735,00	1.626	2.748	68,98
LATVIA	11.025	10.913	-1,01	40.032	40.576	1,36
CZECH REPUBLIC	-	8.885	-	-	25.842	-
RUSSIA FEDERATION	201.617	42.281	-79,03	371.320	104.366	-71,89
BUBUK KAKAO	**56.845.338**	**53.133.864**	**-6,53**	**121.416.251**	**136.506.172**	**12,43**
JAPAN	456.700	309.489	-32,23	1.016.810	906.858	-10,81
HONG KONG	113	2	-98,23	605	2	-99,67
KOREA, REPUBLIC OF	279.450	266.300	-4,71	666.837	734.333	10,12
TAIWAN	181.100	138.300	-23,63	433.801	405.161	-6,60
CHINA	7.042.979	5.440.286	-22,76	16.192.898	14.486.914	-10,54
THAILAND	2.477.700	3.520.200	42,08	5.120.827	9.452.980	84,60
SINGAPORE	226.346	1.014.572	348,24	517.350	2.454.753	374,49
PHILIPPINES	3.808.525	3.261.100	-14,37	9.480.197	9.229.504	-2,64
MALAYSIA	3.570.261	1.411.638	-60,46	8.191.784	3.832.889	-53,21
MYANMAR	-	140.000	-	-	420.000	-
BRUNEI DARUSSALAM	212	744	251,25	1.239	3.844	210,10
NEPAL	14.500	-	-100,00	32.458	-	-100,00
VIET NAM	1.001.282	878.548	-12,26	2.263.143	2.329.063	2,91
MALDIVES	13.821	6.982	-49,48	158.780	84.382	-46,86
INDIA	16.127.300	21.480.200	33,19	34.099.586	55.186.422	61,84
PAKISTAN	1.765.775	1.427.475	-19,16	4.174.781	3.805.610	-8,84
BANGLADESH	619.500	837.000	35,11	1.210.684	1.819.389	50,28
SRI LANKA	135.000	291.050	115,59	339.651	819.327	141,23
AFGHANISTAN	43.500	-	-100,00	116.213	-	-100,00
IRAQ	61.000	168.910	176,90	84.940	263.446	210,15
IRAN (ISLAMIC REPUBLIC OF)	93.000	295.000	217,20	234.768	858.341	265,61
SAUDI ARABIA	231.900	108.050	-53,41	491.754	288.265	-41,38
ISRAEL	52.000	65.000	25,00	104.493	137.800	31,87
KUWAIT	5.000	-	-100,00	12.375	-	-100,00
LEBANON	117.000	-	-100,00	291.541	-	-100,00
YEMEN	-	17.000	-	-	25.500	-
SYRIA ARAB REPUBLIC	44.000	-	-100,00	53.350	-	-100,00
TURKEY	1.042.350	999.100	-4,15	2.496.119	2.121.511	-15,01
UNITED ARAB EMIRATES	243.002	139.665	-42,53	548.921	379.571	-30,85
EGYPT	3.263.300	1.970.750	-39,61	6.511.179	4.368.315	-32,91
MOROCCO	90.800	17.000	-81,28	201.559	15.213	-92,45
ALGERIA	151.000	85.000	-43,71	167.175	95.625	-42,80
KENYA	50.800	46.800	-7,87	123.812	128.232	3,57
GHANA	-	17.000	-	-	18.020	-
ANGOLA	-	17.000	-	-	12.920	-
CAMEROON	113.500	-	-100,00	256.988	-	-100,00
NIGERIA	121	-	-100,00	536	-	-100,00
GABON	22.000	-	-100,00	63.138	-	-100,00
COTE D'IVOIRE	-	17.000	-	-	18.700	-
SOUTH AFRICA	1.109.925	642.600	-42,10	2.594.480	1.788.188	-31,08
ZIMBABWE	10.000	-	-100,00	25.000	-	-100,00
AUSTRALIA	1.605.350	1.998.000	24,46	3.778.783	5.564.185	47,25
NEW ZEALAND	287.300	376.500	31,05	657.884	1.014.886	54,27
FIJI	14.000	31.000	121,43	32.117	81.687	154,34
SAMOA	24.375	6.250	-74,36	65.219	17.813	-72,69
EAST TIMOR	12	-	-100,00	163	-	-100,00
UNITED STATES	335.020	306.503	-8,51	594.300	688.968	15,93
CANADA	198.000	1.278.000	545,45	335.464	3.157.614	841,27
MEXICO	1.488.400	731.800	-50,83	3.185.768	1.801.101	-43,46
CHILE	17.000	26.000	52,94	21.088	34.640	64,26
ARGENTINA	52.000	52.000	0,00	72.930	72.930	0,00
BRAZIL	1.048.300	501.600	-52,15	1.835.873	1.146.968	-37,52
COLOMBIA	25.000	50.000	100,00	15.625	35.000	124,00
UNITED KINGDOM	21.000	21.000	0,00	33.600	46.200	37,50
NETHERLANDS	184.275	92.775	-49,65	321.811	250.376	-22,20
FRANCE	20.185	1	-100,00	105.164	2	-100,00
GERMANY, FED. REP. OF	318.750	475.200	49,08	586.902	1.183.353	101,63
AUSTRIA	485	-	-100,00	10.366	-	-100,00

https://www.bps.go.id

TABEL 6. PERKEMBANGAN EKSPOR INDONESIA MENURUT KOMODITI DAN NEGARA TUJUAN
JANUARI - JUNI 2021 DAN 2022

KOMODITI / NEGARA TUJUAN	BERAT BERSIH (KG)		PERUB	NILAI FOB (US $)		PERUB
	JAN-JUN 2021	JAN-JUN 2022	%	JAN-JUN 2021	JAN-JUN 2022	%
(1)	(2)	(3)	(4)	(5)	(6)	(7)
DENMARK	53.625	21.450	-60,00	85.800	52.016	-39,38
FINLAND	-	21.500	-	-	59.018	-
SPAIN	11.000	44.000	300,00	17.600	100.100	468,75
PORTUGAL	-	15.000	-	-	38.250	-
GREECE	76.000	-	-100,00	96.078	-	-100,00
HUNGARY	17.000	34.000	100,00	22.525	49.655	120,44
POLAND	15.000	-	-100,00	24.000	-	-100,00
ROMANIA	-	16.000	-	-	20.800	-
BULGARIA	17.000	68.000	300,00	22.580	86.100	281,31
ALBANIA	16.000	-	-100,00	17.490	-	-100,00
KYRGYZSTAN	86.000	-	-100,00	139.742	-	-100,00
UKRAINE	751.000	373.000	-50,33	1.253.150	930.110	-25,78
LITHUANIA	15.000	-	-100,00	15.896	-	-100,00
LATVIA	-	14.500	-	-	35.029	-
ESTONIA	121.600	375.000	208,39	199.799	855.750	328,31
GEORGIA	-	16.000	-	-	20.640	-
CROATIA	17.000	68.000	300,00	17.850	93.313	422,76
BOSNIA AND HERZEGOVINA	51.000	51.000	0,00	73.175	82.552	12,81
RUSSIA FEDERATION	5.493.900	1.040.024	-81,07	9.497.737	2.496.037	-73,72
SEREALIA YANG DIGILING ATAU DIBERSIHKAN	**320.733.559**	**327.324.965**	**2,06**	**73.331.571**	**80.243.321**	**9,43**
JAPAN	21.878.774	13.376.330	-38,86	4.305.685	2.992.633	-30,50
HONG KONG	154.380	2.141	-98,61	73.843	8.049	-89,10
KOREA, REPUBLIC OF	60.673.240	25.363.030	-58,20	12.500.689	6.657.851	-46,74
TAIWAN	207.726	101.350	-51,21	59.289	14.423	-75,67
CHINA	160.055.164	234.828.175	46,72	38.171.967	59.590.331	56,11
PAPUA NEW GUINEA	263	3.131	1.090,49	115	1.908	1.557,44
THAILAND	14.831.372	-	-100,00	3.120.921	-	-100,00
SINGAPORE	904	14.440	1.497,00	5.851	106.638	1.722,58
PHILIPPINES	14.378.090	17.540.880	22,00	3.227.653	4.005.683	24,11
MALAYSIA	8.590	11.068	28,85	91.686	29.349	-67,99
BRUNEI DARUSSALAM	421.350	87.200	-79,30	94.380	18.165	-80,75
VIET NAM	43.396.122	13.903.570	-67,96	10.000.554	3.022.198	-69,78
INDIA	1.212.750	57.000	-95,30	446.393	25.497	-94,29
SAUDI ARABIA	16.500	590	-96,42	15.675	848	-94,59
TURKEY	2.934.250	-	-100,00	1.048.914	-	-100,00
UNITED ARAB EMIRATES	-	22.000.000	-	-	3.740.000	-
NAMIBIA	520.000	-	-100,00	133.640	-	-100,00
AUSTRALIA	129	320	148,29	785	1.457	85,74
EAST TIMOR	43.864	34.728	-20,83	32.447	28.147	-13,25
CANADA	90	-	-100,00	1.087	-	-100,00
GERMANY, FED. REP. OF	-	1.012	-	-	144	-
KEPITING DIOLAH ATAU DIAWETKAN	**4.809.545**	**5.375.321**	**11,76**	**133.285.608**	**174.813.523**	**31,16**
JAPAN	39.722	134.454	238,49	384.570	1.988.272	417,01
HONG KONG	39.721	32.579	-17,98	779.979	917.667	17,65
KOREA, REPUBLIC OF	1.173	-	-100,00	37.597	-	-100,00
TAIWAN	7.609	13.358	75,55	234.073	533.771	128,04
THAILAND	7.852	32.468	313,49	161.271	640.847	297,37
SINGAPORE	42.499	29.362	-30,91	1.249.464	1.152.766	-7,74
MALAYSIA	3.094	9.464	205,84	70.852	296.490	318,47
VIET NAM	-	27.214	-	-	850.788	-
UNITED ARAB EMIRATES	4.331	20.969	384,18	141.351	918.289	549,65
CYPRUS	-	331	-	-	6.280	-
REUNION	288	-	-100,00	3.370	-	-100,00
AUSTRALIA	52.998	47.725	-9,95	1.205.236	1.443.293	19,75
UNITED STATES	3.945.921	4.467.996	13,23	121.343.545	155.645.099	28,27
CANADA	125.926	120.412	-4,38	1.209.487	1.277.058	5,59
PUERTO RICO	-	13.926	-	-	394.664	-
UNITED KINGDOM	48.895	73.641	50,61	1.233.539	2.061.854	67,15
NETHERLANDS	154.446	109.318	-29,22	1.730.287	2.867.323	65,71
FRANCE	65.293	126.845	94,27	600.976	1.946.905	223,96
BELGIUM	136.950	99.414	-27,41	1.724.513	1.445.829	-16,16
DENMARK	116.688	6.800	-94,17	1.015.094	157.552	-84,48
IRELAND	-	8.172	-	-	212.000	-
ITALY	16.116	-	-100,00	159.880	-	-100,00
SPAIN	-	872	-	-	56.775	-
GREECE	24	-	-100,00	526	-	-100,00
IKAN DIGARAMI ATAU DIKERINGKAN	**4.150.736**	**4.028.272**	**-2,95**	**27.482.255**	**34.350.867**	**24,99**
JAPAN	1.027.767	1.422.987	38,45	5.989.707	10.704.482	78,71
HONG KONG	373.553	317.320	-15,05	6.281.512	8.533.742	35,85
KOREA, REPUBLIC OF	183.435	341.934	86,41	2.654.052	2.717.611	2,39
TAIWAN	118.226	394.078	233,32	382.675	953.139	149,07
CHINA	724.488	308.894	-57,36	6.323.599	6.389.058	1,04
THAILAND	11.692	36.898	215,59	470.357	302.856	-35,61
SINGAPORE	40.642	62.069	52,72	570.706	764.952	34,04
PHILIPPINES	24.563	0	-100,00	37.124	3	-99,99
MALAYSIA	338.411	346.807	2,48	984.212	1.326.066	34,73
VIET NAM	28.033	1.394	-95,03	114.138	12.916	-88,68
INDIA	12.000	-	-100,00	39.080	-	-100,00
SRI LANKA	1.101.211	550.673	-49,99	2.771.079	1.232.982	-55,51

https://www.bps.go.id

TABEL 6. PERKEMBANGAN EKSPOR INDONESIA MENURUT KOMODITI DAN NEGARA TUJUAN
JANUARI - JUNI 2021 DAN 2022

KOMODITI / NEGARA TUJUAN	BERAT BERSIH (KG)		PERUB	NILAI FOB (US $)		PERUB
	JAN-JUN 2021	JAN-JUN 2022	%	JAN-JUN 2021	JAN-JUN 2022	%
(1)	(2)	(3)	(4)	(5)	(6)	(7)
SAUDI ARABIA	-	2.063	-	-	41.954	-
UNITED ARAB EMIRATES	2.200	1.200	-45,45	38.974	21.360	-45,19
QATAR	500	375	-25,00	3.051	1.199	-60,70
TOGO	-	15.929	-	-	1.872	-
AUSTRALIA	13.500	7.573	-43,90	175.059	102.773	-41,29
NEW ZEALAND	324	1.131	249,62	4.653	18.476	297,05
EAST TIMOR	104.692	106.680	1,90	21.674	85.360	293,84
UNITED STATES	34.986	71.715	104,98	277.878	726.636	161,49
CANADA	5.388	15.328	184,49	98.601	316.296	220,78
PUERTO RICO	-	23.172	-	-	96.999	-
NETHERLANDS	-	51	-	-	138	-
KAZAKHSTAN	5.000	-	-100,00	244.000	-	-100,00
REP. OF MACEDONIA	125	-	-100,00	125	-	-100,00
KAYU MANIS BUBUK	**8.163.204**	**6.007.046**	**-26,41**	**37.965.633**	**28.075.054**	**-26,05**
JAPAN	4.014	8.996	124,09	26.048	42.626	63,64
HONG KONG	114	190	66,67	1.247	2.038	63,51
KOREA, REPUBLIC OF	690	1.134	64,25	4.560	7.825	71,60
TAIWAN	2.025	-	-100,00	1.013	-	-100,00
CHINA	18.001	2.012	-88,82	341.424	6.879	-97,99
THAILAND	44.772	5.272	-88,22	273.221	26.693	-90,23
SINGAPORE	9.648	7.349	-23,82	54.784	42.525	-22,38
PHILIPPINES	50.268	14.293	-71,57	315.005	93.984	-70,16
MALAYSIA	2.857	24.577	760,29	11.932	53.158	345,50
BRUNEI DARUSSALAM	19	-	-100,00	206	-	-100,00
VIET NAM	553.850	25.000	-95,49	2.597.304	140.750	-94,58
INDIA	184.001	179.250	-2,58	958.629	969.162	1,10
SAUDI ARABIA	1.900	-	-100,00	15.055	-	-100,00
ISRAEL	52.000	13.000	-75,00	300.827	69.550	-76,88
TURKEY	19.500	11.500	-41,03	57.207	53.667	-6,19
UNITED ARAB EMIRATES	30.000	27.000	-10,00	146.313	21.600	-85,24
EGYPT	-	8.000	-	-	33.600	-
MAURITIUS	-	300	-	-	2.580	-
AUSTRALIA	158.137	90.765	-42,60	678.881	422.589	-37,75
NEW ZEALAND	500	-	-100,00	4.840	-	-100,00
UNITED STATES	5.242.234	4.365.656	-16,72	24.409.612	20.199.428	-17,25
CANADA	151.000	120.000	-20,53	702.670	597.595	-14,95
GUATEMALA	5.000	-	-100,00	24.511	-	-100,00
PANAMA	-	12.520	-	-	66.244	-
SURINAME	300	-	-100,00	1.935	-	-100,00
BRAZIL	99.000	-	-100,00	423.356	-	-100,00
COLOMBIA	2.000	-	-100,00	6.600	-	-100,00
COSTA RICA	8.000	-	-100,00	34.000	-	-100,00
UNITED KINGDOM	37.750	58.125	53,97	234.674	270.250	15,16
NETHERLANDS	755.275	444.900	-41,09	3.271.314	2.326.938	-28,87
FRANCE	188.143	10.251	-94,55	767.267	57.666	-92,48
GERMANY, FED. REP. OF	148.506	32.850	-77,88	498.372	114.593	-77,01
BELGIUM	35.000	58.000	65,71	110.872	182.400	64,51
SWITZERLAND	-	7	-	-	240	-
SWEDEN	185.700	123.000	-33,76	1.052.487	743.977	-29,31
FINLAND	-	50.000	-	-	202.220	-
ITALY	1.000	15.000	1.400,00	4.347	72.000	1.556,27
SPAIN	-	6.600	-	-	18.003	-
PORTUGAL	13.000	28.000	115,38	31.950	87.218	172,98
POLAND	13.000	44.000	238,46	32.960	126.900	285,01
ROMANIA	-	9.000	-	-	14.400	-
KAZAKHSTAN	15.000	-	-100,00	37.500	-	-100,00
UKRAINE	25.000	5.000	-80,00	126.350	15.750	-87,53
LATVIA	12.000	-	-100,00	41.260	-	-100,00
ESTONIA	-	92.500	-	-	595.888	-
CROATIA	13.000	46.000	253,85	42.200	147.975	250,65
RUSSIA FEDERATION	68.000	67.000	-1,47	282.952	246.146	-13,01
SERBIA	13.000	-	-100,00	39.950	-	-100,00
TETES PEMURNIAN GULA	**200.237.693**	**170.773.320**	**-14,71**	**33.526.994**	**31.534.090**	**-5,94**
JAPAN	13.061.370	25.725.750	96,96	2.701.107	5.162.337	91,12
HONG KONG	5	-	-100,00	80	-	-100,00
KOREA, REPUBLIC OF	10.703.260	74.076.410	592,09	1.893.193	12.883.259	580,50
TAIWAN	14.438	17.004	17,77	46.918	61.043	30,10
CHINA	6	7	34,55	52	8	-83,95
THAILAND	50.163.311	-	-100,00	7.879.297	-	-100,00
SINGAPORE	82.747	76.327	-7,76	135.619	129.933	-4,19
PHILIPPINES	95.441.619	46.492.320	-51,29	15.087.009	7.874.175	-47,81
MALAYSIA	63.902	34.076	-46,67	184.882	90.617	-50,99
BRUNEI DARUSSALAM	839	576	-31,35	3.506	1.208	-65,55
VIET NAM	29.890.952	24.001.074	-19,70	4.254.479	3.884.216	-8,70
MALDIVES	440	40	-90,91	1.620	260	-83,95
ALGERIA	5.022	-	-100,00	12.665	-	-100,00
SOMALIA	102.341	98.582	-3,67	460.534	525.773	14,17
KENYA	9.290	-	-100,00	72.830	-	-100,00
MOZAMBIQUE	10.800	10.800	0,00	48.150	57.150	18,69
GUINEA	46.320	46.320	0,00	206.510	238.180	15,34
NIGERIA	1.225	3.200	161,28	1.715	4.480	161,28

https://www.bps.go.id

TABEL 6. PERKEMBANGAN EKSPOR INDONESIA MENURUT KOMODITI DAN NEGARA TUJUAN
JANUARI - JUNI 2021 DAN 2022

KOMODITI / NEGARA TUJUAN	BERAT BERSIH (KG)		PERUB	NILAI FOB (US $)		PERUB
	JAN-JUN 2021	JAN-JUN 2022	%	JAN-JUN 2021	JAN-JUN 2022	%
(1)	(2)	(3)	(4)	(5)	(6)	(7)
SIERRA LEONE	46.320	69.480	50,00	206.510	369.505	78,93
COTE D'IVOIRE	10.560	21.600	104,55	47.080	114.300	142,78
GAMBIA	20.640	10.800	-47,67	92.020	57.265	-37,77
SEYCHELLES	480	-	-100,00	1.350	-	-100,00
DJIBOUTI	8.842	-	-100,00	39.787	-	-100,00
MAURITIUS	1.520	-	-100,00	17.000	-	-100,00
AUSTRALIA	1.893	220	-88,38	9.213	778	-91,56
NEW ZEALAND	104	113	9,38	196	752	283,86
VANUATU	120	600	400,00	325	1.852	469,85
EAST TIMOR	90	244	170,89	15	770	5.032,47
UNITED STATES	5.065	23.284	359,71	12.897	54.663	323,83
UNITED KINGDOM	542.290	-	-100,00	85.682	-	-100,00
NETHERLANDS	1.883	-	-100,00	24.752	-	-100,00
FRANCE	1	1	10,00	2	1	-51,41
RUSSIA FEDERATION	-	64.490	-	-	21.567	-
JUS BUAH DAN SAYURAN	**14.692.715**	**18.615.013**	**26,70**	**24.926.530**	**34.733.713**	**39,34**
JAPAN	83.284	551.725	562,46	160.344	1.018.287	535,06
HONG KONG	892.098	65.011	-92,71	130.989	87.628	-33,10
KOREA, REPUBLIC OF	4.600	29.563	542,67	10.852	36.952	240,51
TAIWAN	9.074	63.406	598,81	8.439	80.020	848,21
CHINA	24.660	901.131	3.554,27	14.857	1.275.819	8.487,49
PAPUA NEW GUINEA	4.493	34.611	670,33	6.190	51.828	737,34
THAILAND	-	2	-	-	4	-
SINGAPORE	427.517	1.740.685	307,16	916.455	4.170.239	355,04
PHILIPPINES	11.402	4.540	-60,18	80.471	30.250	-62,41
MALAYSIA	65.848	201.558	206,10	473.402	625.116	32,05
CAMBODIA	2.817	27.678	882,44	29.724	41.101	38,27
BRUNEI DARUSSALAM	-	45.406	-	-	51.366	-
VIET NAM	87.327	168.321	92,75	166.105	404.020	143,23
MALDIVES	70	-	-100,00	102	-	-100,00
PAKISTAN	38.500	77.000	100,00	66.922	144.059	115,26
SRI LANKA	18.830	48.420	157,14	31.617	99.998	216,28
SAUDI ARABIA	429.178	593.370	38,26	861.023	1.111.833	29,13
ISRAEL	37.660	37.660	0,00	78.709	73.880	-6,14
KUWAIT	-	21.450	-	-	48.692	-
JORDAN	-	19.810	-	-	21.137	-
LEBANON	37.962	16.980	-55,27	58.774	20.716	-64,75
TURKEY	-	40.000	-	-	38.000	-
UNITED ARAB EMIRATES	307.787	271.212	-11,88	568.465	547.407	-3,70
CYPRUS	-	62.946	-	-	129.039	-
EGYPT	56.910	-	-100,00	99.248	-	-100,00
EQUATORIAL GUINEA	7	-	-100,00	26	-	-100,00
NIGERIA	301.370	94.150	-68,76	540.786	169.470	-68,66
AUSTRALIA	1.269.537	989.976	-22,02	2.548.475	2.083.246	-18,26
NEW ZEALAND	433.294	240.257	-44,55	714.593	442.846	-38,03
MICRONESIA, FED. STATES OF	-	360	-	-	450	-
NEW CALEDONIA	198	24	-87,88	349	57	-83,73
FIJI	1.200	8.640	620,00	6.500	58.050	793,08
KIRIBATI	7.620	3.600	-52,76	42.130	18.940	-55,04
SOLOMON ISLANDS	-	15.897	-	-	8.917	-
EAST TIMOR	118.497	790.767	567,33	73.460	516.431	603,01
UNITED STATES	3.404.935	3.240.705	-4,82	6.306.391	5.926.963	-6,02
CANADA	365.402	550.203	50,57	665.067	1.112.014	67,20
MEXICO	-	20.982	-	-	41.964	-
SURINAME	2.400	1.425	-40,63	12.800	7.838	-38,77
CHILE	19.368	19.810	2,28	34.330	24.168	-29,60
COLOMBIA	110	-	-100,00	15.630	-	-100,00
PUERTO RICO	401.092	480.128	19,71	669.585	978.470	46,13
DOMINICAN REPUBLIC	-	18.292	-	-	37.400	-
UNITED KINGDOM	575.406	469.560	-18,40	1.144.210	962.871	-15,85
NETHERLANDS	4.274.263	5.357.142	25,33	6.653.205	9.739.826	46,39
FRANCE	21.452	64.350	199,98	46.269	129.735	180,39
GERMANY, FED. REP. OF	100	-	-100,00	4.106	-	-100,00
AUSTRIA	376	498	32,41	971	548	-43,53
BELGIUM	-	15	-	-	46	-
NORWAY	-	24.000	-	-	12.000	-
IRELAND	-	20.982	-	-	43.538	-
ITALY	2.000	2.000	0,00	8.000	8.000	0,00
SPAIN	846.822	1.135.866	34,13	1.446.588	2.212.445	52,94
KAZAKHSTAN	107.250	42.900	-60,00	230.373	90.090	-60,89
GLUKOSA DAN SEJENISNYA	**34.817.029**	**33.127.000**	**-4,85**	**45.344.857**	**41.269.193**	**-8,99**
JAPAN	83.549	151.435	81,25	138.322	237.599	71,77
HONG KONG	88.692	117.645	32,64	131.633	171.130	30,01
KOREA, REPUBLIC OF	522.742	536.679	2,67	721.802	805.999	11,66
TAIWAN	207.395	75.109	-63,78	307.557	155.112	-49,57
CHINA	3.202.618	525.213	-83,60	1.200.833	274.990	-77,10
PAPUA NEW GUINEA	-	472	-	-	995	-
THAILAND	146.008	120.675	-17,35	97.745	96.939	-0,82
SINGAPORE	1.031.016	892.653	-13,42	1.093.181	1.641.659	50,17
PHILIPPINES	510.732	642.248	25,75	348.907	459.909	31,81
MALAYSIA	1.298.749	3.241.446	149,58	1.111.019	1.837.222	65,36

https://www.bps.go.id

TABEL 6. PERKEMBANGAN EKSPOR INDONESIA MENURUT KOMODITI DAN NEGARA TUJUAN
JANUARI - JUNI 2021 DAN 2022

KOMODITI / NEGARA TUJUAN	BERAT BERSIH (KG)		PERUB	NILAI FOB (US $)		PERUB
	JAN-JUN 2021	JAN-JUN 2022	%	JAN-JUN 2021	JAN-JUN 2022	%
(1)	(2)	(3)	(4)	(5)	(6)	(7)
CAMBODIA	1.450	20	-98,62	2.445	33	-98,65
BRUNEI DARUSSALAM	3.574	4.505	26,06	6.881	26.929	291,33
VIET NAM	6.619.757	6.941.490	4,86	2.921.046	3.476.799	19,03
MALDIVES	725	705	-2,84	931	818	-12,17
INDIA	61.301	139.019	126,78	233.853	473.759	102,59
PAKISTAN	61.528	18.848	-69,37	60.010	14.519	-75,81
SRI LANKA	137.050	234.000	70,74	295.005	405.370	37,41
IRAQ	13.627	21.782	59,84	28.824	63.303	119,62
SAUDI ARABIA	91.313	318.596	248,91	131.666	328.791	149,72
ISRAEL	63.719	60.319	-5,34	136.572	129.660	-5,06
KUWAIT	7.533	7.762	3,04	26.928	43.253	60,63
JORDAN	22.783	3.292	-85,55	34.337	11.738	-65,82
LEBANON	6.300	16.980	169,52	16.850	20.716	22,94
PALESTINA	5.626	1.513	-73,11	11.273	5.237	-53,54
YEMEN	-	1.165	-	-	1.451	-
OMAN	501	-	-100,00	880	-	-100,00
TURKEY	7.240	-	-100,00	17.300	-	-100,00
UNITED ARAB EMIRATES	75.964	115.794	52,43	158.983	134.018	-15,70
QATAR	55	3.023	5.396,87	131	12.337	9.317,25
BAHRAIN	1.628	429	-73,65	4.615	934	-79,76
LIBYAN ARAB JAMAHIRIYA	2.322	-	-100,00	5.489	-	-100,00
MOROCCO	8.000	-	-100,00	18.240	-	-100,00
ALGERIA	5.000	-	-100,00	10.100	-	-100,00
KENYA	-	66.222	-	-	74.555	-
EQUATORIAL GUINEA	20	-	-100,00	42	-	-100,00
TOGO	6.950	42.327	509,02	5.265	81.886	1.455,30
GHANA	-	3.025	-	-	7.400	-
NIGERIA	-	88.296	-	-	84.323	-
COTE D'IVOIRE	-	4	-	-	112	-
SENEGAL	6	-	-100,00	56	-	-100,00
MAURITANIA	-	1.277	-	-	5.381	-
MALI	3.160	-	-100,00	9.587	-	-100,00
SEYCHELLES	-	248	-	-	466	-
SOUTH AFRICA	70.387	55.818	-20,70	129.088	128.415	-0,52
MAURITIUS	2.168	-	-100,00	6.188	-	-100,00
AUSTRALIA	495.162	370.525	-25,17	1.120.118	811.477	-27,55
NEW ZEALAND	992.833	1.090.981	9,89	633.638	1.054.037	66,35
NEW CALEDONIA	422	1.385	228,09	2.424	993	-59,03
FIJI	96.000	48.000	-50,00	59.040	32.400	-45,12
EAST TIMOR	20.299	37.076	82,65	24.448	66.451	171,80
UNITED STATES	14.056.774	13.947.874	-0,77	22.093.747	20.760.243	-6,04
CANADA	308.849	448.317	45,16	779.757	1.070.572	37,30
MEXICO	10.000	102.510	925,10	33.935	177.079	421,82
SURINAME	-	600	-	-	1.600	-
CHILE	12.500	-	-100,00	31.666	-	-100,00
BRAZIL	269.225	127.650	-52,59	693.280	268.451	-61,28
COLOMBIA	-	5.600	-	-	16.688	-
ECUADOR	11.200	26.295	134,78	31.360	59.826	90,77
PERU	16.002	18.231	13,93	45.713	53.917	17,95
PUERTO RICO	22.000	22.000	0,00	55.000	58.300	6,00
UNITED KINGDOM	531.100	267.643	-49,61	1.345.097	675.725	-49,76
NETHERLANDS	1.376.894	966.100	-29,83	3.217.030	2.145.187	-33,32
FRANCE	165.689	125.200	-24,44	452.465	332.867	-26,43
GERMANY, FED. REP. OF	857.474	336.409	-60,77	2.303.787	805.308	-65,04
BELGIUM	263.140	26.245	-90,03	849.462	83.152	-90,21
SWITZERLAND	3.007	283	-90,61	9.823	3.882	-60,48
SWEDEN	-	240	-	-	530	-
FINLAND	24.000	15.350	-36,04	60.240	35.652	-40,82
IRELAND	-	2.191	-	-	9.352	-
ITALY	40.672	16.000	-60,66	91.142	31.200	-65,77
SPAIN	103.300	82.500	-20,14	238.201	183.655	-22,90
PORTUGAL	28.100	35.200	25,27	67.485	84.096	24,61
GREECE	364.099	198.800	-45,40	806.581	430.510	-46,63
HUNGARY	82.676	43.215	-47,73	172.050	84.900	-50,65
POLAND	81.850	90.550	10,63	190.458	204.624	7,44
ROMANIA	2.000	1.140	-43,00	5.800	3.637	-37,29
BULGARIA	14.200	30.743	116,50	35.796	73.846	106,30
UKRAINE	24.000	-	-100,00	54.900	-	-100,00
ESTONIA	17.525	11.265	-35,72	56.521	35.659	-36,91
SLOVAKIA	11.000	14.750	34,09	26.496	29.654	11,92
SLOVENIA	28.850	55.700	93,07	66.790	117.963	76,62
CZECH REPUBLIC	13.500	-	-100,00	33.075	-	-100,00
RUSSIA FEDERATION	93.500	105.000	12,30	212.675	239.705	12,71
SERBIA	8.001	5.400	-32,51	21.276	12.299	-42,19
BUAH DAN SAYUR BEKU	**9.981.100**	**7.930.328**	**-20,55**	**16.258.320**	**13.661.535**	**-15,97**
JAPAN	6.129.319	5.532.204	-9,74	10.948.057	9.614.787	-12,18
HONG KONG	52.667	8.028	-84,76	47.712	9.501	-80,09
KOREA, REPUBLIC OF	160.946	64.912	-59,67	300.883	174.285	-42,08
TAIWAN	13.034	49.578	280,37	14.970	58.317	289,57
CHINA	20.000	12	-99,94	32.050	38	-99,88
THAILAND	78.425	109.425	39,53	125.529	202.397	61,23
SINGAPORE	1.022.707	258.814	-74,69	1.101.359	257.780	-76,59

https://www.bps.go.id

TABEL 6. PERKEMBANGAN EKSPOR INDONESIA MENURUT KOMODITI DAN NEGARA TUJUAN
JANUARI - JUNI 2021 DAN 2022

KOMODITI / NEGARA TUJUAN	BERAT BERSIH (KG)		PERUB	NILAI FOB (US $)		PERUB
	JAN-JUN 2021	JAN-JUN 2022	%	JAN-JUN 2021	JAN-JUN 2022	%
(1)	(2)	(3)	(4)	(5)	(6)	(7)
PHILIPPINES	216.000	-	-100,00	328.320	-	-100,00
MALAYSIA	477.555	483.293	1,20	458.508	544.510	18,76
LAO PEOPLE'S DEM. REP.	16.500	-	-100,00	28.995	-	-100,00
VIET NAM	-	33.220	-	-	45.266	-
INDIA	9.000	27.000	200,00	20.285	60.855	200,00
SAUDI ARABIA	340.953	424.558	24,52	423.045	628.696	48,61
KUWAIT	11.600	11.600	0,00	30.740	30.740	0,00
LEBANON	5	-	-100,00	5	-	-100,00
UNITED ARAB EMIRATES	11.695	9.285	-20,61	32.123	14.902	-53,61
QATAR	2.044	697	-65,88	3.679	3.542	-3,73
BAHRAIN	8.050	-	-100,00	9.352	-	-100,00
AUSTRALIA	44.640	26.974	-39,57	104.776	60.178	-42,56
EAST TIMOR	-	25	-	-	38	-
UNITED STATES	629.732	363.018	-42,35	1.076.768	951.496	-11,63
CANADA	55.016	20.510	-62,72	111.550	40.359	-63,82
PUERTO RICO	-	10.781	-	-	22.868	-
NETHERLANDS	238.345	364.372	52,88	493.121	781.044	58,39
FRANCE	4.543	-	-100,00	11.159	-	-100,00
GERMANY, FED. REP. OF	44.000	-	-100,00	96.800	-	-100,00
BELGIUM	55.000	25.423	-53,78	145.750	61.386	-57,88
HUNGARY	2.275	-	-100,00	7.030	-	-100,00
RUSSIA FEDERATION	337.050	106.600	-68,37	305.756	98.553	-67,77
KERUPUK, KERIPIK, PEYEK DAN SEJENISNYA	**12.097.927**	**7.731.561**	**-36,09**	**30.649.148**	**18.759.589**	**-38,79**
JAPAN	10.595	7.838	-26,02	59.288	44.756	-24,51
HONG KONG	91.241	53.072	-41,83	306.244	246.239	-19,59
KOREA, REPUBLIC OF	1.999.572	2.107.523	5,40	4.818.021	5.273.234	9,45
TAIWAN	282.125	151.508	-46,30	1.145.113	417.354	-63,55
CHINA	610.547	522.985	-14,34	3.123.303	3.028.712	-3,03
MACAU	-	1	-	-	12	-
PAPUA NEW GUINEA	436	-	-100,00	1.244	-	-100,00
THAILAND	3.085.401	-	-100,00	8.693.090	-	-100,00
SINGAPORE	401.453	362.491	-9,71	606.797	352.728	-41,87
PHILIPPINES	6.470	-	-100,00	19.411	-	-100,00
MALAYSIA	1.928.983	1.795.638	-6,91	984.721	712.063	-27,69
CAMBODIA	3.423	1.682	-50,85	5.492	10.101	83,92
BRUNEI DARUSSALAM	21.484	34.202	59,20	33.387	65.522	96,25
VIET NAM	18.000	-	-100,00	44.075	-	-100,00
INDIA	76.260	17.000	-77,71	69.759	19.692	-71,77
SAUDI ARABIA	75.280	160.676	113,44	166.963	476.607	185,46
YEMEN	9.680	-	-100,00	6.790	-	-100,00
UNITED ARAB EMIRATES	38.257	2.779	-92,74	24.024	2.720	-88,68
QATAR	516	-	-100,00	1.359	-	-100,00
BAHRAIN	-	500	-	-	928	-
SUDAN	8	-	-100,00	11	-	-100,00
NIGERIA	55.760	41.820	-25,00	80.852	60.184	-25,56
SEYCHELLES	1.102	-	-100,00	6.495	-	-100,00
AUSTRALIA	65.377	16.829	-74,26	440.984	125.962	-71,44
NEW ZEALAND	81.806	809	-99,01	156.348	7.179	-95,41
FIJI	3.746	-	-100,00	13.079	-	-100,00
SAMOA	2.577	-	-100,00	10.196	-	-100,00
EAST TIMOR	20.797	13.199	-36,53	36.119	14.965	-58,57
UNITED STATES	149.766	177.613	18,59	818.508	1.013.421	23,81
CANADA	5.806	7.491	29,03	42.688	58.593	37,26
UNITED KINGDOM	791.732	667.865	-15,65	2.343.333	2.061.436	-12,03
NETHERLANDS	2.018.990	1.458.821	-27,74	5.884.468	4.382.673	-25,52
FRANCE	-	25.500	-	-	86.445	-
GERMANY, FED. REP. OF	174.000	62.400	-64,14	493.093	165.672	-66,40
DENMARK	50.000	24.950	-50,10	159.000	82.335	-48,22
SWEDEN	-	834	-	-	2.460	-
SPAIN	16.736	15.536	-7,17	54.891	47.595	-13,29
TEPUNG TERIGU	**26.749.842**	**28.687.944**	**7,25**	**10.885.934**	**14.986.084**	**37,66**
JAPAN	1.145	2	-99,83	2.113	2	-99,91
HONG KONG	378.487	236.723	-37,46	212.265	165.916	-21,84
KOREA, REPUBLIC OF	40.000	-	-100,00	18.460	-	-100,00
TAIWAN	15.110	23.624	56,34	12.159	16.387	34,77
CHINA	779.505	520.020	-33,29	205.333	136.795	-33,38
PAPUA NEW GUINEA	12.248.809	18.177.375	48,40	5.051.183	9.396.318	86,02
THAILAND	48.001	18.001	-62,50	29.512	13.040	-55,82
SINGAPORE	660.414	647.280	-1,99	372.415	382.790	2,79
PHILIPPINES	289.663	432.000	49,14	148.515	290.594	95,67
MALAYSIA	2.229.620	88.496	-96,03	916.990	51.347	-94,40
BRUNEI DARUSSALAM	96.952	122.400	26,25	49.927	74.004	48,22
BHUTAN	665	-	-100,00	4	-	-100,00
VIET NAM	1.560.000	-	-100,00	385.840	-	-100,00
BANGLADESH	60	-	-100,00	19	-	-100,00
BAHRAIN	-	120	-	-	93	-
SUDAN	9	-	-100,00	2	-	-100,00
UGANDA	-	5	-	-	5	-
AUSTRALIA	393.823	13.526	-96,57	195.468	28.956	-85,19
NEW ZEALAND	-	17	-	-	46	-

https://www.bps.go.id

TABEL 6. PERKEMBANGAN EKSPOR INDONESIA MENURUT KOMODITI DAN NEGARA TUJUAN
JANUARI - JUNI 2021 DAN 2022

KOMODITI / NEGARA TUJUAN	BERAT BERSIH (KG)		PERUB	NILAI FOB (US $)		PERUB
	JAN-JUN 2021	JAN-JUN 2022	%	JAN-JUN 2021	JAN-JUN 2022	%
(1)	(2)	(3)	(4)	(5)	(6)	(7)
VANUATU	46.900	-	-100,00	17.858	-	-100,00
KIRIBATI	562.500	-	-100,00	237.375	-	-100,00
SOLOMON ISLANDS	497.585	639.500	28,52	210.575	366.149	73,88
TONGA	119.375	-	-100,00	43.572	-	-100,00
EAST TIMOR	6.781.156	7.768.113	14,55	2.776.282	4.061.590	46,30
UNITED STATES	-	21	-	-	500	-
NETHERLANDS	64	721	1.033,65	69	1.554	2.143,88
KARAGINAN	**6.504.366**	**7.338.130**	**12,82**	**41.299.961**	**75.721.235**	**83,34**
JAPAN	152.050	144.050	-5,26	1.978.225	2.107.302	6,52
HONG KONG	-	654	-	-	1.689	-
KOREA, REPUBLIC OF	3.002	1	-99,98	17.973	1	-100,00
CHINA	2.411.593	2.794.071	15,86	13.575.400	32.181.627	137,06
THAILAND	182.300	165.000	-9,49	1.263.721	1.625.526	28,63
SINGAPORE	61	0	-99,51	43	6	-87,09
PHILIPPINES	217.005	331.000	52,53	1.499.125	2.575.334	71,79
MALAYSIA	42.565	54.712	28,54	621.550	842.352	35,52
BRUNEI DARUSSALAM	518	734	41,67	4.253	6.015	41,45
VIET NAM	46.300	26.000	-43,84	322.157	204.108	-36,64
INDIA	2.500	-	-100,00	16.290	-	-100,00
TURKEY	20.001	18.000	-10,00	160.001	166.500	4,06
AUSTRALIA	216.916	259.038	19,42	1.282.227	2.013.462	57,03
NEW ZEALAND	-	19.000	-	-	215.650	-
EAST TIMOR	97	804	727,44	1.583	4.140	161,62
UNITED STATES	537.669	575.228	6,99	3.025.132	4.872.551	61,07
CANADA	12.263	98.000	699,15	78.702	880.918	1.019,31
MEXICO	110.000	97.000	-11,82	695.400	945.400	35,95
CHILE	-	275.000	-	-	2.327.695	-
ARGENTINA	-	125.000	-	-	1.358.752	-
BRAZIL	45.100	6.000	-86,70	274.726	70.200	-74,45
URUGUAY	-	12.000	-	-	129.000	-
UNITED KINGDOM	814.800	398.000	-51,15	5.203.162	3.845.871	-26,09
NETHERLANDS	706.501	319.012	-54,85	4.596.559	2.876.801	-37,41
FRANCE	74.000	18.000	-75,68	535.870	159.300	-70,27
GERMANY, FED. REP. OF	390.500	512.000	31,11	2.495.715	5.436.882	117,85
BELGIUM	124.125	160.000	28,90	843.713	1.480.000	75,42
DENMARK	-	100.000	-	-	1.128.023	-
ITALY	2.500	25	-99,00	35.422	177	-99,50
SPAIN	16.000	505.200	3.057,50	109.320	4.602.247	4.109,88
HUNGARY	18.000	46.000	155,56	121.246	378.158	211,89
POLAND	54.000	16.000	-70,37	371.460	182.609	-50,84
RUSSIA FEDERATION	304.000	262.600	-13,62	2.170.987	3.102.940	42,93
BIJI PALA, BUNGA PALA DAN KAPULAGA BUBUK	**1.787.118**	**2.362.900**	**32,22**	**16.692.795**	**21.890.572**	**31,14**
JAPAN	72.000	122.995	70,83	950.147	1.684.511	77,29
HONG KONG	3.090	361	-88,33	44.794	4.066	-90,92
KOREA, REPUBLIC OF	3.048	4.500	47,64	40.176	58.500	45,61
TAIWAN	83	-	-100,00	1.398	-	-100,00
CHINA	11.023	124.703	1.031,26	5.546	699.475	12.512,11
THAILAND	-	2	-	-	0	-
SINGAPORE	10.943	525	-95,20	153.788	116	-99,92
PHILIPPINES	16.001	31.520	96,99	81.168	206.931	154,94
MALAYSIA	9.100	19.505	114,35	97.400	198.623	103,93
NEPAL	675	-	-100,00	3.038	-	-100,00
VIET NAM	24.000	33.413	39,22	312.100	381.607	22,27
INDIA	206.900	228.111	10,25	1.181.577	1.319.081	11,64
PAKISTAN	8.510	-	-100,00	97.035	-	-100,00
SAUDI ARABIA	200	-	-100,00	1.900	-	-100,00
LEBANON	2.000	-	-100,00	9.800	-	-100,00
TURKEY	13.500	17.500	29,63	99.643	178.593	79,23
EGYPT	15.000	-	-100,00	131.250	-	-100,00
GHANA	-	15.500	-	-	46.500	-
SOUTH AFRICA	-	4.000	-	-	38.500	-
MAURITIUS	-	11	-	-	205	-
AUSTRALIA	17.006	66.362	290,23	127.280	299.333	135,18
UNITED STATES	327.940	289.855	-11,61	2.536.697	2.626.404	3,54
CANADA	5.000	23.125	362,50	109.063	132.603	21,58
MEXICO	43.000	25.000	-41,86	234.650	193.000	-17,75
CHILE	-	15.000	-	-	80.250	-
ARGENTINA	31.025	46.475	49,80	151.762	307.923	102,90
BRAZIL	25.000	68.450	173,80	150.320	409.704	172,55
JAMAICA	-	30.000	-	-	213.400	-
DOMINICAN REPUBLIC	8.000	14.000	75,00	56.192	82.060	46,04
UNITED KINGDOM	48.821	125.355	156,76	722.682	1.218.505	68,61
NETHERLANDS	499.445	558.493	11,82	5.848.731	6.273.464	7,26
FRANCE	24.408	94.505	287,20	204.407	1.004.817	391,58
GERMANY, FED. REP. OF	174.540	181.320	3,88	1.839.116	1.962.698	6,72
BELGIUM	28.000	24.000	-14,29	337.200	398.000	18,03
DENMARK	6.000	-	-100,00	67.872	-	-100,00
ITALY	60.530	83.555	38,04	497.511	764.512	53,67
SPAIN	74.000	63.510	-14,18	506.528	560.994	10,75
GREECE	4.000	-	-100,00	23.000	-	-100,00

https://www.bps.go.id

TABEL 6. PERKEMBANGAN EKSPOR INDONESIA MENURUT KOMODITI DAN NEGARA TUJUAN
JANUARI - JUNI 2021 DAN 2022

KOMODITI / NEGARA TUJUAN	BERAT BERSIH (KG)		PERUB	NILAI FOB (US $)		PERUB
	JAN-JUN 2021	JAN-JUN 2022	%	JAN-JUN 2021	JAN-JUN 2022	%
(1)	(2)	(3)	(4)	(5)	(6)	(7)
ROMANIA	-	15.000	-	-	137.900	-
BULGARIA	-	3.000	-	-	27.000	-
UKRAINE	4.500	-	-100,00	16.000	-	-100,00
LATVIA	3.330	-	-100,00	2.526	-	-100,00
ESTONIA	6.500	24.500	276,92	50.500	290.125	474,50
CROATIA	-	750	-	-	4.388	-
SLOVAKIA	-	8.000	-	-	86.786	-
KOPRA	**24.151.040**	**14.689.126**	**-39,18**	**27.576.813**	**16.359.545**	**-40,68**
CHINA	50.005	-	-100,00	41.502	-	-100,00
THAILAND	23.766	-	-100,00	28.978	-	-100,00
MALAYSIA	23.000	-	-100,00	22.312	-	-100,00
MYANMAR	97.000	68.460	-29,42	101.699	95.159	-6,43
INDIA	8.197.802	-	-100,00	9.455.031	-	-100,00
PAKISTAN	2.984.125	306.405	-89,73	2.936.253	262.939	-91,05
BANGLADESH	12.765.241	14.314.261	12,13	14.980.432	16.001.446	6,82
IRAN (ISLAMIC REPUBLIC OF)	10.100	-	-100,00	10.605	-	-100,00
TEPUNG IKAN & BIOTA AIR LAYAK KONSUMSI	**42.506**	**100.312**	**135,99**	**356.192**	**830.052**	**133,03**
JAPAN	1.500	13.300	786,67	13.500	130.340	865,48
KOREA, REPUBLIC OF	22.526	71.447	217,17	162.334	549.331	238,40
SINGAPORE	2.160	1.900	-12,04	18.072	12.920	-28,51
AUSTRALIA	2.620	3.226	23,13	29.152	36.544	25,36
UNITED KINGDOM	11.820	-	-100,00	114.328	-	-100,00
ITALY	1.880	10.439	455,24	18.807	100.916	436,60
MINYAK MAKAN DAN LEMAK NABATI DAN HEWANI LAINNYA	**148.710.399**	**114.739.896**	**-22,84**	**135.380.102**	**142.648.973**	**5,37**
JAPAN	-	42.200	-	-	28.907	-
HONG KONG	4.000	60.000	1.400,00	5.092	48.600	854,53
KOREA, REPUBLIC OF	12.637.140	5.958.981	-52,85	6.341.727	6.281.346	-0,95
TAIWAN	400.000	34.000	-91,50	185.500	50.320	-72,87
CHINA	15.982.420	12.634.702	-20,95	12.268.536	18.403.176	50,00
THAILAND	223.000	-	-100,00	240.570	-	-100,00
SINGAPORE	16.297.638	3.219.083	-80,25	16.971.589	3.933.475	-76,82
PHILIPPINES	121.923	36.003	-70,47	123.183	56.349	-54,26
MALAYSIA	26.300.550	21.879.109	-16,81	25.391.265	26.605.593	4,78
VIET NAM	1.650.600	984.800	-40,34	1.742.663	1.335.928	-23,34
INDIA	3.975.557	144.850	-96,36	3.069.876	114.551	-96,27
PAKISTAN	762.725	-	-100,00	439.275	-	-100,00
BANGLADESH	37.000	-	-100,00	28.750	-	-100,00
UNITED ARAB EMIRATES	607.970	-	-100,00	504.159	-	-100,00
TANZANIA, UNITED REP. OF	-	105.000	-	-	175.475	-
MADAGASCAR	200.000	-	-100,00	108.000	-	-100,00
SENEGAL	446.050	-	-100,00	457.500	-	-100,00
DJIBOUTI	273.910	181.182	-33,85	287.606	146.757	-48,97
VENEZUELA	-	26.000	-	-	37.204	-
BRAZIL	154.500	-	-100,00	166.586	-	-100,00
COLOMBIA	-	26.000	-	-	34.208	-
ECUADOR	-	20.450	-	-	38.562	-
UNITED KINGDOM	2.477.700	2.999.920	21,08	1.509.772	3.359.910	122,54
NETHERLANDS	37.790.680	16.278.711	-56,92	40.015.640	22.467.163	-43,85
ITALY	10.915.963	9.883.238	-9,46	7.102.299	9.425.549	32,71
SPAIN	16.494.054	40.081.667	143,01	17.385.404	49.944.763	187,28
PORTUGAL	201.020	-	-100,00	202.971	-	-100,00
POLAND	180.000	-	-100,00	196.830	-	-100,00
LITHUANIA	468.000	144.000	-69,23	516.780	161.136	-68,82
ESTONIA	54.000	-	-100,00	62.910	-	-100,00
SLOVENIA	54.000	-	-100,00	55.620	-	-100,00
LADA BUBUK	**1.385.974**	**1.058.849**	**-23,60**	**6.323.231**	**5.714.652**	**-9,62**
JAPAN	97.168	251.112	158,43	478.730	1.529.929	219,58
HONG KONG	4.090	5.954	45,57	56.781	90.019	58,54
TAIWAN	6.637	5.676	-14,48	72.970	71.096	-2,57
CHINA	6	35	530,36	20	55	174,50
THAILAND	0	-	-100,00	1	-	-100,00
SINGAPORE	4.267	4.591	7,58	21.289	24.907	16,99
PHILIPPINES	3	-	-100,00	64	-	-100,00
MALAYSIA	18.733	16.063	-14,25	67.299	123.876	84,07
CAMBODIA	9.723	-	-100,00	1.680	-	-100,00
BRUNEI DARUSSALAM	56	-	-100,00	1.296	-	-100,00
VIET NAM	27.000	-	-100,00	84.000	-	-100,00
INDIA	28.875	79.850	176,54	62.661	323.336	416,01
PAKISTAN	15.557	2.000	-87,14	35.781	600	-98,32
SAUDI ARABIA	345.220	171.411	-50,35	1.743.805	814.674	-53,28
UNITED ARAB EMIRATES	34	7.100	20.849,54	326	6.856	2.002,01
EGYPT	-	400	-	-	2.830	-
TUNISIA	26.000	-	-100,00	28.600	-	-100,00
SUDAN	23.675	30.000	26,72	139.540	176.820	26,72
ETHIOPIA	2.750	5.125	86,36	16.613	30.960	86,36
NIGERIA	250.000	241.250	-3,50	1.059.750	1.022.659	-3,50
SENEGAL	32	-	-100,00	173	-	-100,00

https://www.bps.go.id

TABEL 6. PERKEMBANGAN EKSPOR INDONESIA MENURUT KOMODITI DAN NEGARA TUJUAN
JANUARI - JUNI 2021 DAN 2022

KOMODITI / NEGARA TUJUAN	BERAT BERSIH (KG)		PERUB	NILAI FOB (US $)		PERUB
	JAN-JUN 2021	JAN-JUN 2022	%	JAN-JUN 2021	JAN-JUN 2022	%
(1)	(2)	(3)	(4)	(5)	(6)	(7)
MAURITIUS	75	-	-100,00	381	-	-100,00
AUSTRALIA	5.075	6.013	18,49	22.649	32.987	45,65
NEW ZEALAND	106	-	-100,00	90	-	-100,00
EAST TIMOR	14.038	18.946	34,96	19.530	28.841	47,67
UNITED STATES	184.850	79.025	-57,25	784.141	552.360	-29,56
CANADA	8.006	-	-100,00	49.491	-	-100,00
MEXICO	26.000	-	-100,00	86.000	-	-100,00
UNITED KINGDOM	2.000	2.108	5,38	10.126	15.867	56,69
NETHERLANDS	271.007	86.512	-68,08	1.401.685	579.156	-58,68
FRANCE	40	3.002	7.348,14	199	11.256	5.563,55
GERMANY, FED. REP. OF	8.422	19.000	125,60	36.106	97.550	170,18
BELGIUM	5.000	-	-100,00	14.625	-	-100,00
SWITZERLAND	-	12	-	-	349	-
NORWAY	19	-	-100,00	368	-	-100,00
ITALY	1.500	3.000	100,00	26.400	51.000	93,18
SPAIN	-	14	-	-	391	-
HUNGARY	-	20.650	-	-	126.279	-
ROMANIA	10	-	-100,00	60	-	-100,00
MAKANAN HEWAN	**68.373.788**	**54.250.682**	**-20,66**	**51.999.983**	**57.422.422**	**10,43**
JAPAN	814.401	1.280.056	57,18	826.163	1.645.063	99,12
HONG KONG	11.700	1.608	-86,25	53.693	886	-98,35
KOREA, REPUBLIC OF	392.000	611.449	55,98	188.705	307.396	62,90
TAIWAN	59.908	62.324	4,03	63.644	120.311	89,04
CHINA	175.006	93.730	-46,44	182.906	180.502	-1,31
THAILAND	10.000	100.000	900,00	60.900	114.700	88,34
SINGAPORE	15.169	18.891	24,54	32.319	60.578	87,44
PHILIPPINES	323.310	329.939	2,05	825.526	764.037	-7,45
MALAYSIA	57.670	498.494	764,39	101.556	659.971	549,86
MYANMAR	13.525	-	-100,00	101.256	-	-100,00
CAMBODIA	38.000	57.000	50,00	27.455	66.633	142,70
BRUNEI DARUSSALAM	250	31.875	12.650,00	690	38.223	5.439,54
VIET NAM	1.134.000	1.494.990	31,83	957.404	1.779.951	85,91
INDIA	451.221	713.919	58,22	607.971	1.149.745	89,11
PAKISTAN	-	19.000	-	-	18.430	-
BANGLADESH	3.720.970	2.926.250	-21,36	4.682.367	3.701.015	-20,96
SRI LANKA	44.000	-	-100,00	35.569	-	-100,00
IRAQ	27.025	-	-100,00	23.350	-	-100,00
SAUDI ARABIA	304.000	118.000	-61,18	206.394	107.660	-47,84
ISRAEL	3.749.600	1.804.000	-51,89	2.845.688	1.481.874	-47,93
KUWAIT	24.015	80	-99,67	18.794	510	-97,29
JORDAN	48.000	550.000	1.045,83	33.600	574.558	1.609,99
OMAN	-	130.000	-	-	117.812	-
TURKEY	2.890.000	3.407.000	17,89	1.759.247	2.780.410	58,05
UNITED ARAB EMIRATES	85.018	-	-100,00	77.369	-	-100,00
QATAR	145.000	144.000	-0,69	125.646	155.474	23,74
BAHRAIN	-	20	-	-	396	-
TUNISIA	400.000	619.200	54,80	191.572	519.246	171,04
ETHIOPIA	-	15.204	-	-	136.788	-
KENYA	-	19.000	-	-	19.665	-
NIGERIA	-	245.000	-	-	237.825	-
SOUTH AFRICA	-	1.330.000	-	-	1.443.662	-
AUSTRALIA	353.000	258.500	-26,77	463.829	667.769	43,97
NEW ZEALAND	152.000	692.000	355,26	122.329	784.805	541,55
EAST TIMOR	2.103.798	2.599.984	23,59	944.616	1.312.883	38,99
UNITED STATES	21.459.239	18.908.763	-11,89	15.967.955	19.733.028	23,58
CANADA	52.000	1.014.000	1.850,00	32.879	709.886	2.059,12
PERU	-	104.000	-	-	109.240	-
COSTA RICA	26.000	-	-100,00	18.996	-	-100,00
UNITED KINGDOM	53.963	272.000	404,05	43.092	226.182	424,88
NETHERLANDS	6.736.000	4.452.000	-33,91	4.610.285	4.740.278	2,82
FRANCE	864.000	160.005	-81,48	646.063	236.945	-63,32
GERMANY, FED. REP. OF	13.316.000	6.142.000	-53,88	9.198.683	7.959.301	-13,47
BELGIUM	598.000	650.000	8,70	441.916	669.168	51,42
DENMARK	512.000	-	-100,00	467.625	-	-100,00
SWEDEN	2.080.000	-	-100,00	1.379.194	-	-100,00
FINLAND	304.000	-	-100,00	219.460	-	-100,00
ITALY	48.000	144.000	200,00	28.802	129.337	349,05
SPAIN	391.000	461.200	17,95	314.654	404.194	28,46
PORTUGAL	474.000	-	-100,00	279.973	-	-100,00
GREECE	384.000	304.000	-20,83	251.073	241.404	-3,85
POLAND	2.740.000	1.056.000	-61,46	1.945.992	915.978	-52,93
BULGARIA	496.000	18.000	-96,37	376.784	16.850	-95,53
LATVIA	120.000	270.000	125,00	88.200	267.912	203,76
GEORGIA	120.000	48.000	-60,00	88.848	41.749	-53,01
RUSSIA FEDERATION	57.000	75.200	31,93	38.950	72.192	85,35
DAGING TERNAK	**627.875**	**898.494**	**43,10**	**3.473.901**	**6.566.474**	**89,02**
HONG KONG	74.258	34.430	-53,63	99.319	60.983	-38,60
TAIWAN	-	12.000	-	-	12.000	-
AUSTRALIA	69	-	-100,00	72	-	-100,00
NEW ZEALAND	-	27	-	-	655	-
FRANCE	416.422	570.703	37,05	2.475.677	4.051.404	63,65

https://www.bps.go.id

TABEL 6. PERKEMBANGAN EKSPOR INDONESIA MENURUT KOMODITI DAN NEGARA TUJUAN
JANUARI - JUNI 2021 DAN 2022

KOMODITI / NEGARA TUJUAN	BERAT BERSIH (KG)		PERUB	NILAI FOB (US $)		PERUB
	JAN-JUN 2021	JAN-JUN 2022	%	JAN-JUN 2021	JAN-JUN 2022	%
(1)	(2)	(3)	(4)	(5)	(6)	(7)
BELGIUM	137.127	281.334	105,16	898.833	2.441.432	171,62
ES KRIM	**9.610.671**	**16.364.820**	**70,28**	**19.188.047**	**30.320.847**	**58,02**
HONG KONG	25.435	15	-99,94	13.484	3	-99,98
KOREA, REPUBLIC OF	5.310	-	-100,00	12.368	-	-100,00
PAPUA NEW GUINEA	3.509	-	-100,00	13.477	-	-100,00
THAILAND	884.900	1.603.984	81,26	1.927.269	2.690.832	39,62
SINGAPORE	117.773	134.076	13,84	349.927	493.414	41,01
PHILIPPINES	4.446.695	10.953.484	146,33	7.641.297	18.235.662	138,65
MALAYSIA	1.678.844	1.076.230	-35,89	5.417.015	4.156.618	-23,27
CAMBODIA	117.355	61.057	-47,97	139.066	79.962	-42,50
BRUNEI DARUSSALAM	48.315	15.000	-68,95	72.189	25.725	-64,36
VIET NAM	1.420.961	1.829.974	28,78	2.331.346	3.514.620	50,75
UNITED ARAB EMIRATES	528	-	-100,00	2.566	-	-100,00
SENEGAL	441	-	-100,00	277	-	-100,00
AUSTRALIA	203.391	57.829	-71,57	518.710	55.561	-89,29
NEW ZEALAND	60.217	21.577	-64,17	171.914	61.980	-63,95
VANUATU	9.870	-	-100,00	4.995	-	-100,00
FIJI	34.769	37.045	6,55	125.112	115.966	-7,31
KIRIBATI	-	210	-	-	1.281	-
SOLOMON ISLANDS	369.803	23.492	-93,65	198.012	59.540	-69,93
EAST TIMOR	182.555	550.849	201,74	249.024	829.682	233,17
OLAHAN SUSU BUBUK DAN SUSU KENTAL	**2.777.988**	**3.022.652**	**8,81**	**8.916.505**	**7.962.664**	**-10,70**
JAPAN	176	8.947	4.991,46	717	13.680	1.806,75
HONG KONG	4.197	4.513	7,51	12.231	12.840	4,98
KOREA, REPUBLIC OF	1.776	3.552	100,00	3.931	7.070	79,88
TAIWAN	8.582	1.730	-79,84	19.527	3.813	-80,47
CHINA	113	400	252,64	1.369	1.165	-14,88
MONGOLIA	1.180	1.941	64,54	11.084	18.238	64,54
PAPUA NEW GUINEA	20.240	11.899	-41,21	24.640	17.790	-27,80
SINGAPORE	200.751	287.316	43,12	220.973	879.001	297,79
PHILIPPINES	1.214.754	1.177.673	-3,05	3.458.010	3.046.439	-11,90
MALAYSIA	14.024	2.348	-83,26	122.440	20.329	-83,40
MYANMAR	12.009	2.764	-76,98	131.563	25.451	-80,66
CAMBODIA	1.374	24.716	1.699,13	14.043	31.285	122,78
BRUNEI DARUSSALAM	3.675	7.044	91,68	3.832	8.087	111,07
VIET NAM	487.497	549.904	12,80	514.181	684.028	33,03
MALDIVES	3.471	27.089	680,50	8.981	30.300	237,37
PAKISTAN	224.886	17.280	-92,32	2.063.767	16.554	-99,20
BANGLADESH	648	652	0,67	5.616	5.726	1,96
SRI LANKA	31.320	15.641	-50,06	294.411	156.343	-46,90
IRAQ	996	2.172	118,12	6.510	15.339	135,61
SAUDI ARABIA	28.483	1.137	-96,01	38.246	8.633	-77,43
KUWAIT	11.112	6.439	-42,05	74.448	46.733	-37,23
PALESTINA	-	291	-	-	2.306	-
OMAN	27.431	-	-100,00	33.050	-	-100,00
UNITED ARAB EMIRATES	31.812	499	-98,43	48.540	4.287	-91,17
QATAR	-	2.515	-	-	18.466	-
BAHRAIN	233	146	-37,22	1.570	1.075	-31,51
LIBYAN ARAB JAMAHIRIYA	115	-	-100,00	850	-	-100,00
EQUATORIAL GUINEA	15.974	31.948	100,00	18.820	40.568	115,56
TOGO	15.974	-	-100,00	16.673	-	-100,00
NIGERIA	4.730	4.637	-1,95	25.266	29.810	17,98
MALI	60	-	-100,00	256	-	-100,00
AUSTRALIA	72	-	-100,00	753	-	-100,00
NEW ZEALAND	-	30	-	-	65	-
VANUATU	722	3.552	392,02	1.195	4.983	316,86
AMERICAN SAMOA	-	1.085	-	-	4.226	-
KIRIBATI	533	-	-100,00	2.992	-	-100,00
SAMOA	8.310	2.220	-73,29	34.814	11.726	-66,32
SOLOMON ISLANDS	-	750	-	-	810	-
TONGA	1.776	3.907	120,00	3.220	6.130	90,37
EAST TIMOR	398.658	632.620	58,69	1.692.079	2.534.746	49,80
UNITED STATES	3	166.628	6.408.661,54	11	223.190	2.035.189,99
HAITI	-	16.632	-	-	31.339	-
FRANCE	83	34	-58,72	455	95	-79,21
GERMANY, FED. REP. OF	240	-	-100,00	5.442	-	-100,00
FILLET IKAN SEGAR ATAU DINGIN	**1.021.138**	**609.238**	**-40,34**	**10.802.272**	**7.615.731**	**-29,50**
JAPAN	377.066	3.103	-99,18	4.170.156	18.203	-99,56
HONG KONG	4	-	-100,00	30	-	-100,00
KOREA, REPUBLIC OF	6.000	-	-100,00	11.580	-	-100,00
TAIWAN	12	-	-100,00	24	-	-100,00
CHINA	90	-	-100,00	90	-	-100,00
THAILAND	25.641	9.530	-62,83	220.432	103.768	-52,93
SINGAPORE	64.654	23.662	-63,40	568.064	160.919	-71,67
PHILIPPINES	18.790	-	-100,00	20.349	-	-100,00
MALAYSIA	32.676	19	-99,94	93.916	19	-99,98
KUWAIT	-	220	-	-	2.130	-
UNITED ARAB EMIRATES	485	-	-100,00	17.493	-	-100,00
AUSTRALIA	244.214	315.971	29,38	2.890.627	3.852.218	33,27
UNITED STATES	218.826	144.877	-33,79	2.304.596	1.942.319	-15,72

https://www.bps.go.id

TABEL 6. PERKEMBANGAN EKSPOR INDONESIA MENURUT KOMODITI DAN NEGARA TUJUAN
JANUARI - JUNI 2021 DAN 2022

KOMODITI / NEGARA TUJUAN	BERAT BERSIH (KG)		PERUB	NILAI FOB (US $)		PERUB
	JAN-JUN 2021	JAN-JUN 2022	%	JAN-JUN 2021	JAN-JUN 2022	%
(1)	(2)	(3)	(4)	(5)	(6)	(7)
CANADA	-	91.648	-	-	1.298.287	-
ARUBA	-	5.000	-	-	7.000	-
NETHERLANDS	1.050	-	-100,00	19.640	-	-100,00
FRANCE	11.330	3.418	-69,83	172.241	51.885	-69,88
GERMANY, FED. REP. OF	16.000	9.790	-38,81	239.946	146.585	-38,91
SWITZERLAND	4.300	2.000	-53,49	73.085	32.398	-55,67
KEPITING DIBEKUKAN	**488.415**	**682.562**	**39,75**	**5.020.798**	**7.566.623**	**50,71**
JAPAN	58.010	73.103	26,02	1.144.406	1.769.367	54,61
HONG KONG	49.833	53.500	7,36	299.951	316.610	5,55
TAIWAN	37.913	24.461	-35,48	361.915	249.692	-31,01
CHINA	120	-	-100,00	362	-	-100,00
SINGAPORE	44.500	74.865	68,24	253.218	434.743	71,69
MALAYSIA	120.024	172.846	44,01	345.069	633.816	83,68
UNITED ARAB EMIRATES	10.750	4.000	-62,79	126.925	48.030	-62,16
CYPRUS	204	3.600	1.664,71	2.934	66.620	2.170,31
AUSTRALIA	38.521	40.736	5,75	334.712	287.986	-13,96
UNITED STATES	82.143	171.919	109,29	1.471.054	2.689.887	82,85
CANADA	24.660	-	-100,00	299.446	-	-100,00
UNITED KINGDOM	6.948	6.948	0,00	130.670	133.928	2,49
NETHERLANDS	12.288	56.569	360,36	206.548	935.919	353,12
DENMARK	2.502	-	-100,00	43.586	-	-100,00
SPAIN	-	16	-	-	26	-
OLAHAN PRODUK SUSU LAINNYA	**11.596.970**	**11.656.185**	**0,51**	**16.288.958**	**18.840.570**	**15,66**
JAPAN	9.917	-	-100,00	14.740	-	-100,00
HONG KONG	59.909	59.494	-0,69	121.987	129.804	6,41
KOREA, REPUBLIC OF	42.411	10.608	-74,99	76.962	26.057	-66,14
TAIWAN	43.713	26.913	-38,43	115.976	87.391	-24,65
CHINA	9	80	753,92	28	387	1.271,26
PAPUA NEW GUINEA	3.686.680	4.360.240	18,27	3.444.822	4.491.832	30,39
THAILAND	700.038	303.664	-56,62	679.114	734.376	8,14
SINGAPORE	94.154	95.472	1,40	421.275	332.815	-21,00
PHILIPPINES	3.292.909	2.679.099	-18,64	6.500.737	7.497.657	15,34
MALAYSIA	296.508	321.870	8,55	1.056.875	1.078.781	2,07
MYANMAR	4.123	65.282	1.483,29	43.313	143.808	232,02
CAMBODIA	121.585	534.429	339,55	100.209	450.533	349,59
BRUNEI DARUSSALAM	140.342	79.438	-43,40	184.842	133.089	-28,00
VIET NAM	391.858	12.818	-96,73	415.845	54.976	-86,78
MALDIVES	630.164	1.013.608	60,85	732.112	1.275.500	74,22
INDIA	716	6.300	780,31	5.970	28.935	384,65
SAUDI ARABIA	2.700	-	-100,00	3.186	-	-100,00
UNITED ARAB EMIRATES	-	1.933	-	-	5.065	-
NIGERIA	-	4.428	-	-	3.976	-
SIERRA LEONE	19	24	29,73	114	152	33,33
SENEGAL	92	27	-70,52	599	139	-76,86
COMOROS	21.291	-	-100,00	20.798	-	-100,00
MAYOTTE	0	-	-100,00	27	-	-100,00
AUSTRALIA	2.303	-	-100,00	6.217	-	-100,00
NEW ZEALAND	1.811	83	-95,41	3.018	226	-92,52
NAURU	-	365	-	-	507	-
NORTHERN MARIANA ISLANDS	-	62	-	-	1.565	-
VANUATU	8.465	13.915	64,38	8.913	14.693	64,85
FIJI	26.640	-	-100,00	39.281	-	-100,00
KIRIBATI	21.650	242	-98,88	20.017	1.225	-93,88
SAMOA	9.624	2.880	-70,07	23.439	4.002	-82,93
SOLOMON ISLANDS	20.672	35.756	72,97	20.808	38.766	86,31
TONGA	41.794	30.432	-27,19	62.318	46.248	-25,79
EAST TIMOR	1.884.804	1.922.694	2,01	2.107.884	2.158.288	2,39
UNITED STATES	40.026	74.027	84,95	57.414	99.779	73,79
NETHERLANDS	44	-	-100,00	117	-	-100,00
KECAP	**7.214.812**	**7.476.882**	**3,63**	**10.729.648**	**11.117.249**	**3,61**
JAPAN	84.430	72.438	-14,20	147.484	121.253	-17,79
HONG KONG	149.836	154.398	3,04	298.903	301.522	0,88
KOREA, REPUBLIC OF	24.445	61.927	153,33	101.434	174.876	72,40
TAIWAN	187.320	200.253	6,90	359.047	409.272	13,99
CHINA	48.347	31.234	-35,40	86.244	52.872	-38,69
PAPUA NEW GUINEA	756	1.388	83,63	1.478	4.406	198,03
THAILAND	313	37	-88,17	546	19	-96,50
SINGAPORE	183.677	148.965	-18,90	242.636	198.174	-18,32
PHILIPPINES	126.387	144.177	14,08	184.768	216.102	16,96
MALAYSIA	1.745.432	1.287.835	-26,22	2.065.808	1.529.663	-25,95
MYANMAR	112.827	35.095	-68,89	162.521	47.058	-71,05
CAMBODIA	14.884	318	-97,86	25.595	554	-97,84
BRUNEI DARUSSALAM	228.053	293.863	28,86	409.762	478.665	16,82
VIET NAM	9.024	448	-95,04	16.531	1.109	-93,29
INDIA	17.221	24.910	44,65	32.551	43.317	33,07
SAUDI ARABIA	953.141	972.135	1,99	1.564.444	1.587.525	1,48
KUWAIT	164.162	95.318	-41,94	245.759	115.805	-52,88
JORDAN	-	4.704	-	-	7.380	-
OMAN	18.727	16.377	-12,55	33.344	28.350	-14,98
TURKEY	496	-	-100,00	1.240	-	-100,00

https://www.bps.go.id

TABEL 6. PERKEMBANGAN EKSPOR INDONESIA MENURUT KOMODITI DAN NEGARA TUJUAN
JANUARI - JUNI 2021 DAN 2022

KOMODITI / NEGARA TUJUAN	BERAT BERSIH (KG)		PERUB	NILAI FOB (US $)		PERUB
	JAN-JUN 2021	JAN-JUN 2022	%	JAN-JUN 2021	JAN-JUN 2022	%
(1)	(2)	(3)	(4)	(5)	(6)	(7)
UNITED ARAB EMIRATES	138.770	125.867	-9,30	215.037	207.768	-3,38
QATAR	34.595	44.229	27,85	58.903	74.328	26,19
BAHRAIN	4.704	5.935	26,17	11.703	11.198	-4,32
EGYPT	420	-	-100,00	840	-	-100,00
TANZANIA, UNITED REP. OF	-	72	-	-	195	-
ANGOLA	-	4	-	-	18	-
SENEGAL	275	-	-100,00	899	-	-100,00
GAMBIA	-	49	-	-	79	-
SOUTH AFRICA	-	2.003	-	-	5.607	-
AUSTRALIA	1.144.457	1.256.439	9,78	1.846.113	2.046.980	10,88
NEW ZEALAND	121.329	135.707	11,85	193.447	217.741	12,56
KIRIBATI	-	288	-	-	1.014	-
SOLOMON ISLANDS	5.209	2.052	-60,61	9.452	5.558	-41,20
TONGA	1.746	-	-100,00	8.949	-	-100,00
EAST TIMOR	182.619	428.484	134,63	268.308	648.936	141,86
UNITED STATES	454.466	580.722	27,78	760.802	982.557	29,15
CANADA	83.042	126.446	52,27	144.745	219.636	51,74
SURINAME	330	198	-40,00	1.350	900	-33,33
CHILE	262	-	-100,00	796	-	-100,00
UNITED KINGDOM	28.616	461	-98,39	45.435	1.851	-95,93
NETHERLANDS	909.468	1.171.642	28,83	1.104.709	1.280.918	15,95
GERMANY, FED. REP. OF	9.544	6.434	-32,59	44.142	29.000	-34,30
BELGIUM	-	172	-	-	406	-
NORWAY	25.060	39.079	55,94	32.655	57.081	74,80
SWEDEN	-	223	-	-	1.290	-
SPAIN	-	4.411	-	-	5.439	-
ROMANIA	420	-	-100,00	1.268	-	-100,00
MALTA	-	144	-	-	830	-
BIOTA AIR LAINNYA DIKERINGKAN/DIASINKAN/DIASAPI	**4.617.427**	**3.155.411**	**-31,66**	**9.609.063**	**14.908.479**	**55,15**
JAPAN	51.752	269.565	420,88	477.208	2.100.239	340,11
HONG KONG	18.091	45.640	152,28	272.669	500.580	83,59
KOREA, REPUBLIC OF	61.879	1.414	-97,71	422.922	93.604	-77,87
TAIWAN	338.554	416.180	22,93	1.069.339	1.824.875	70,65
CHINA	2.362.606	1.713.090	-27,49	5.296.829	7.665.642	44,72
MACAU	862	-	-100,00	2.753	-	-100,00
THAILAND	618.526	238.715	-61,41	385.539	157.622	-59,12
SINGAPORE	26.458	57.382	116,88	408.968	808.805	97,77
MALAYSIA	1.101.631	290.860	-73,60	884.116	684.004	-22,63
VIET NAM	27.529	5.432	-80,27	224.916	80.634	-64,15
QATAR	170	120	-29,41	1.844	1.083	-41,29
AUSTRALIA	1.108	1.060	-4,35	8.647	13.322	54,06
UNITED STATES	3.913	7.570	93,47	138.745	148.717	7,19
BRAZIL	40	-	-100,00	42	-	-100,00
DENMARK	3.000	-	-100,00	7.569	-	-100,00
ITALY	1.307	66.183	4.964,52	6.957	530.214	7.521,25
SPAIN	-	19.968	-	-	136.276	-
GREECE	-	22.233	-	-	162.863	-
BUAH DAN SAYUR YANG DIASINKAN ATAU DIMANISKAN	**1.680.586**	**2.095.136**	**24,67**	**5.307.671**	**7.138.516**	**34,49**
JAPAN	2.915	5.387	84,81	20.855	50.954	144,32
HONG KONG	146.616	161.305	10,02	474.994	564.833	18,91
KOREA, REPUBLIC OF	84.736	130.443	53,94	292.686	353.310	20,71
TAIWAN	42.133	41.794	-0,81	135.565	138.454	2,13
CHINA	18.212	63.301	247,58	118.250	417.637	253,18
MACAU	18	337	1.773,33	1.640	2.167	32,12
THAILAND	21.324	5.022	-76,45	107.444	24.102	-77,57
SINGAPORE	75.347	96.013	27,43	287.282	410.738	42,97
PHILIPPINES	93.671	3.906	-95,83	274.690	23.396	-91,48
MALAYSIA	340.320	217.289	-36,15	720.035	526.353	-26,90
MYANMAR	-	9.780	-	-	25.060	-
CAMBODIA	12.771	1.073	-91,60	8.456	3.934	-53,48
BRUNEI DARUSSALAM	70.811	29.078	-58,94	236.172	103.400	-56,22
VIET NAM	-	21.904	-	-	93.796	-
SAUDI ARABIA	7.933	38.213	381,72	28.715	137.630	379,30
ISRAEL	-	107.080	-	-	371.904	-
KUWAIT	864	-	-100,00	12.182	-	-100,00
JORDAN	264.475	231.180	-12,59	994.447	840.669	-15,46
OMAN	200	-	-100,00	600	-	-100,00
UNITED ARAB EMIRATES	2.337	3.488	49,26	6.771	13.070	93,03
QATAR	13	10	-23,08	88	43	-51,28
BAHRAIN	232	284	22,33	1.127	1.452	28,78
EGYPT	750	-	-100,00	300	-	-100,00
LIBYAN ARAB JAMAHIRIYA	5.328	-	-100,00	28.305	-	-100,00
NIGERIA	-	100	-	-	119	-
SOUTH AFRICA	1.050	-	-100,00	17.400	-	-100,00
AUSTRALIA	78.271	123.054	57,22	316.377	673.568	112,90
NEW ZEALAND	2.768	3.463	25,10	43.618	49.633	13,79
NORTHERN MARIANA ISLANDS	152	-	-100,00	685	-	-100,00
SOLOMON ISLANDS	734	-	-100,00	3.316	-	-100,00
EAST TIMOR	83.022	95.515	15,05	155.273	236.389	52,24

https://www.bps.go.id

TABEL 6. PERKEMBANGAN EKSPOR INDONESIA MENURUT KOMODITI DAN NEGARA TUJUAN
JANUARI - JUNI 2021 DAN 2022

KOMODITI / NEGARA TUJUAN	BERAT BERSIH (KG)		PERUB	NILAI FOB (US $)		PERUB
	JAN-JUN 2021	JAN-JUN 2022	%	JAN-JUN 2021	JAN-JUN 2022	%
(1)	(2)	(3)	(4)	(5)	(6)	(7)
UNITED STATES	124.775	349.928	180,45	481.213	1.189.950	147,28
CANADA	106.954	237.268	121,84	198.916	481.115	141,87
SURINAME	250	-	-100,00	1.545	-	-100,00
UNITED KINGDOM	26.904	31.471	16,98	93.684	129.510	38,24
NETHERLANDS	43.434	20.639	-52,48	146.024	86.347	-40,87
FRANCE	78	-	-100,00	1.354	-	-100,00
GERMANY, FED. REP. OF	17.125	65.160	280,50	16.287	145.732	794,77
BELGIUM	595	429	-27,91	8.784	6.522	-25,76
SWITZERLAND	120	887	638,75	24.191	30.585	26,43
DENMARK	1.605	-	-100,00	25.034	-	-100,00
HUNGARY	-	336	-	-	6.144	-
KYRGYZSTAN	250	-	-100,00	1.375	-	-100,00
CZECH REPUBLIC	317	-	-100,00	5.191	-	-100,00
RUSSIA FEDERATION	1.176	-	-100,00	16.800	-	-100,00
MAKANAN BAYI	**8.731.741**	**7.777.237**	**-10,93**	**30.230.729**	**30.468.611**	**0,79**
JAPAN	27	1.990	7.287,68	300	2.958	884,34
HONG KONG	12.071	28.073	132,56	31.186	77.994	150,09
KOREA, REPUBLIC OF	5.994	1.980	-66,97	25.925	15.537	-40,07
TAIWAN	16.472	4.500	-72,68	28.105	10.088	-64,11
CHINA	14	7.021	51.525,00	129	19.589	15.064,73
PAPUA NEW GUINEA	2.458	4.096	66,67	8.342	15.672	87,86
THAILAND	-	150	-	-	13.846	-
SINGAPORE	102.066	75.167	-26,35	335.192	360.858	7,66
PHILIPPINES	278.811	164.284	-41,08	892.848	637.473	-28,60
MALAYSIA	5.587.882	4.815.768	-13,82	15.081.669	13.809.778	-8,43
MYANMAR	95.270	128.664	35,05	499.529	754.171	50,98
CAMBODIA	2.177.434	2.216.054	1,77	11.192.202	12.956.072	15,76
BRUNEI DARUSSALAM	73.234	55.547	-24,15	114.680	146.220	27,50
VIET NAM	4.254	2.653	-37,63	25.712	16.322	-36,52
MALDIVES	4.272	3.574	-16,35	24.854	25.404	2,21
PAKISTAN	39.326	100.358	155,19	199.921	489.079	144,64
SRI LANKA	242.448	86.479	-64,33	1.226.701	493.144	-59,80
AFGHANISTAN	-	4.640	-	-	219.031	-
SAUDI ARABIA	2.422	2.530	4,46	38.756	44.215	14,09
KUWAIT	2.069	2.798	35,27	33.109	48.914	47,73
TURKEY	12.487	-	-100,00	63.089	-	-100,00
UNITED ARAB EMIRATES	3.708	6.266	68,98	59.343	108.790	83,32
QATAR	144	-	-100,00	2.305	-	-100,00
BAHRAIN	192	216	12,50	3.073	3.776	22,87
EGYPT	4.726	2.136	-54,80	79.922	37.336	-53,28
NIGERIA	497	-	-100,00	3.265	-	-100,00
SOUTH AFRICA	4.666	-	-100,00	78.907	-	-100,00
AUSTRALIA	995	1.559	56,73	1.494	2.277	52,37
NEW ZEALAND	15	-	-100,00	117	-	-100,00
VANUATU	-	112	-	-	224	-
EAST TIMOR	34.800	33.002	-5,17	112.599	101.032	-10,27
UNITED KINGDOM	-	15.124	-	-	21.964	-
NETHERLANDS	22.990	10.743	-53,27	67.452	33.515	-50,31
NORWAY	-	1.752	-	-	3.332	-
OLAHAN SUSU SEGAR DAN KRIM	**4.432.370**	**4.782.358**	**7,90**	**5.751.570**	**6.171.217**	**7,30**
JAPAN	54	-	-100,00	59	-	-100,00
HONG KONG	185.567	217.047	16,96	181.148	194.941	7,61
KOREA, REPUBLIC OF	6	-	-100,00	32	-	-100,00
TAIWAN	74.052	22.801	-69,21	197.761	59.864	-69,73
CHINA	13.828	10	-99,93	19.379	112	-99,42
PAPUA NEW GUINEA	522.324	1.128.646	116,08	606.597	1.373.781	126,47
THAILAND	23	15	-36,29	44	19	-57,73
SINGAPORE	2.139.960	1.973.707	-7,77	1.977.530	1.767.032	-10,64
PHILIPPINES	22.092	-	-100,00	89.195	-	-100,00
MALAYSIA	384.313	424.745	10,52	388.542	548.990	41,29
MYANMAR	16.866	-	-100,00	23.159	-	-100,00
CAMBODIA	19.010	19.536	2,77	20.670	21.241	2,76
BRUNEI DARUSSALAM	320.327	409.244	27,76	309.422	370.591	19,77
MALDIVES	29.584	16.960	-42,67	39.779	22.931	-42,35
SAUDI ARABIA	-	4.500	-	-	14.500	-
JORDAN	-	11.501	-	-	8.003	-
UNITED ARAB EMIRATES	-	614	-	-	1.229	-
BAHRAIN	-	614	-	-	1.008	-
TOGO	1	43	4.200,00	25	89	264,90
SEYCHELLES	871	-	-100,00	756	-	-100,00
SOUTH AFRICA	8.333	10.099	21,19	11.988	14.805	23,49
AUSTRALIA	16.194	3.630	-77,58	16.754	3.554	-78,79
NORTHERN MARIANA ISLANDS	58	-	-100,00	131	-	-100,00
VANUATU	924	-	-100,00	1.334	-	-100,00
FIJI	19.952	-	-100,00	21.142	-	-100,00
KIRIBATI	1.175	144	-87,74	2.579	275	-89,34
SAMOA	52.940	3.000	-94,33	60.410	4.050	-93,30
SOLOMON ISLANDS	1.807	726	-59,82	4.156	782	-81,18
TONGA	58.080	51.620	-11,12	68.225	63.865	-6,39
EAST TIMOR	462.041	468.836	1,47	1.628.012	1.683.876	3,43
UNITED STATES	81.979	12.960	-84,19	82.704	14.247	-82,77

https://www.bps.go.id

TABEL 6. PERKEMBANGAN EKSPOR INDONESIA MENURUT KOMODITI DAN NEGARA TUJUAN
JANUARI - JUNI 2021 DAN 2022

KOMODITI / NEGARA TUJUAN	BERAT BERSIH (KG)		PERUB	NILAI FOB (US $)		PERUB
	JAN-JUN 2021	JAN-JUN 2022	%	JAN-JUN 2021	JAN-JUN 2022	%
(1)	(2)	(3)	(4)	(5)	(6)	(7)
FRENCH POLYNESIA	-	1.320	-	-	1.361	-
NETHERLANDS	8	39	399,63	38	72	90,76
HERBAL	**2.585.690**	**2.622.005**	**1,40**	**29.227.813**	**31.449.881**	**7,60**
JAPAN	136	-	-100,00	200	-	-100,00
HONG KONG	48.739	28.254	-42,03	591.067	378.094	-36,03
KOREA, REPUBLIC OF	37.440	29.355	-21,59	371.224	385.940	3,96
TAIWAN	74.836	166.940	123,07	1.961.392	2.147.034	9,46
CHINA	335	123	-63,44	5.311	2.674	-49,65
THAILAND	49.179	161.323	228,04	538.312	1.574.134	192,42
SINGAPORE	49.558	77.624	56,63	627.556	988.211	57,47
PHILIPPINES	790.114	540.292	-31,62	8.643.500	7.182.408	-16,90
MALAYSIA	354.711	341.220	-3,80	3.951.863	4.196.055	6,18
MYANMAR	51.116	93.630	83,17	712.935	1.303.119	82,78
CAMBODIA	23.465	84.386	259,62	241.745	834.592	245,24
BRUNEI DARUSSALAM	454	17	-96,26	6.890	72	-98,95
VIET NAM	67.699	440.473	550,63	782.649	5.161.950	559,55
INDIA	-	1	-	-	87	-
PAKISTAN	28.732	31.581	9,92	295.757	375.666	27,02
SRI LANKA	1.683	3.397	101,84	17.696	38.161	115,64
TURKEY	244.507	32.923	-86,53	2.338.903	334.521	-85,70
UNITED ARAB EMIRATES	5.455	1.453	-73,36	6.172	3.096	-49,84
EQUATORIAL GUINEA	51	-	-100,00	1.188	-	-100,00
NIGERIA	3.058	-	-100,00	28.471	-	-100,00
AUSTRALIA	336.553	474.084	40,86	3.692.295	5.264.665	42,59
NEW ZEALAND	43.281	58.533	35,24	479.141	638.501	33,26
EAST TIMOR	2.783	2.921	4,96	10.634	24.618	131,50
UNITED STATES	23.915	3.708	-84,50	470.593	42.484	-90,97
UNITED KINGDOM	136.933	31.181	-77,23	1.412.418	369.230	-73,86
FRANCE	112	-	-100,00	944	-	-100,00
GERMANY, FED. REP. OF	209.161	18.588	-91,11	2.011.016	204.570	-89,83
AUSTRIA	1.018	-	-100,00	11.347	-	-100,00
ITALY	481	-	-100,00	35	-	-100,00
UKRAINE	184	-	-100,00	16.560	-	-100,00
SAUS	**4.420.955**	**4.499.295**	**1,77**	**7.508.078**	**7.583.602**	**1,01**
JAPAN	96.583	58.849	-39,07	219.682	132.339	-39,76
HONG KONG	138.046	132.507	-4,01	285.545	267.465	-6,33
KOREA, REPUBLIC OF	42.321	23.908	-43,51	90.548	53.800	-40,58
TAIWAN	350.014	354.889	1,39	787.478	909.433	15,49
CHINA	2.250	221.129	9.727,09	4.550	315.672	6.837,44
PAPUA NEW GUINEA	1.457	4.975	241,44	1.924	7.519	290,89
SINGAPORE	271.687	330.018	21,47	449.511	551.387	22,66
PHILIPPINES	150.444	199.561	32,65	181.973	262.432	44,21
MALAYSIA	469.545	422.712	-9,97	632.895	617.539	-2,43
MYANMAR	-	1.024	-	-	1.998	-
CAMBODIA	21.642	22.205	2,60	33.258	56.214	69,03
BRUNEI DARUSSALAM	93.735	35.647	-61,97	200.132	74.553	-62,75
VIET NAM	2.162	-	-100,00	4.319	-	-100,00
INDIA	1.517	1.296	-14,56	3.601	3.250	-9,74
SRI LANKA	8.000	-	-100,00	28.130	-	-100,00
SAUDI ARABIA	1.679.664	1.711.545	1,90	2.656.481	2.660.699	0,16
KUWAIT	347.752	76.074	-78,12	482.769	99.822	-79,32
JORDAN	4.271	4.032	-5,60	5.500	6.231	13,28
OMAN	18.871	31.550	67,19	26.990	45.001	66,73
UNITED ARAB EMIRATES	70.306	174.697	148,48	99.972	226.846	126,91
QATAR	41.150	40.324	-2,01	64.962	62.783	-3,35
BAHRAIN	11.427	7.487	-34,48	19.359	10.926	-43,56
EGYPT	-	16.407	-	-	33.235	-
TANZANIA, UNITED REP. OF	-	78	-	-	280	-
KENYA	-	468	-	-	1.810	-
GHANA	11.245	-	-100,00	23.345	-	-100,00
NIGERIA	-	60	-	-	0	-
SOUTH AFRICA	2.742	-	-100,00	6.118	-	-100,00
AUSTRALIA	195.791	183.670	-6,19	468.463	382.875	-18,27
NEW ZEALAND	9.162	6.506	-28,98	23.152	15.645	-32,43
NEW CALEDONIA	50	50	0,00	156	200	27,80
KIRIBATI	864	-	-100,00	3.013	-	-100,00
SOLOMON ISLANDS	1.387	2.531	82,43	2.765	2.876	4,01
EAST TIMOR	193.306	301.029	55,73	210.226	453.542	115,74
UNITED STATES	73.635	61.658	-16,26	198.627	141.096	-28,96
CANADA	4.990	2.876	-42,37	21.568	6.321	-70,69
CHILE	342	-	-100,00	986	-	-100,00
ARUBA	-	1.471	-	-	2.391	-
UNITED KINGDOM	9.519	3.906	-58,97	13.007	4.933	-62,08
NETHERLANDS	85.927	63.090	-26,58	236.732	165.474	-30,10
FRANCE	10	-	-100,00	98	-	-100,00
BELGIUM	-	224	-	-	593	-
SWITZERLAND	294	-	-100,00	1.197	-	-100,00
NORWAY	4.723	420	-91,11	9.901	2.023	-79,57
SWEDEN	-	422	-	-	4.400	-
SPAIN	1.123	-	-100,00	3.301	-	-100,00
ROMANIA	300	-	-100,00	929	-	-100,00

https://www.bps.go.id

TABEL 6. PERKEMBANGAN EKSPOR INDONESIA MENURUT KOMODITI DAN NEGARA TUJUAN
JANUARI - JUNI 2021 DAN 2022

KOMODITI / NEGARA TUJUAN	BERAT BERSIH (KG)		PERUB	NILAI FOB (US $)		PERUB
	JAN-JUN 2021	JAN-JUN 2022	%	JAN-JUN 2021	JAN-JUN 2022	%
(1)	(2)	(3)	(4)	(5)	(6)	(7)
BULGARIA	2.700	-	-100,00	4.915	-	-100,00
TEPUNG SEREALIA LAINNYA	**8.388.407**	**10.889.841**	**29,82**	**17.844.836**	**18.745.597**	**5,05**
JAPAN	387.360	523.291	35,09	121.387	478.081	293,85
HONG KONG	174.465	183.809	5,36	145.905	181.352	24,29
KOREA, REPUBLIC OF	20.729	42.337	104,24	19.007	82.497	334,04
TAIWAN	59.070	31.898	-46,00	68.471	38.036	-44,45
CHINA	1.833.939	1.209.534	-34,05	4.740.956	4.138.368	-12,71
PAPUA NEW GUINEA	-	276	-	-	1.660	-
THAILAND	98.807	64.623	-34,60	374.228	182.897	-51,13
SINGAPORE	1.632.662	1.144.264	-29,91	6.678.909	4.798.135	-28,16
PHILIPPINES	1.076.779	1.212.821	12,63	1.471.588	1.916.954	30,26
MALAYSIA	1.922.522	5.298.546	175,60	994.533	2.548.913	156,29
CAMBODIA	-	2.211	-	-	13.054	-
BRUNEI DARUSSALAM	60.236	35.013	-41,87	114.027	77.042	-32,44
VIET NAM	2.500	1.990	-20,40	15.250	4.276	-71,96
MALDIVES	4.047	1.140	-71,84	17.220	8.560	-50,29
PAKISTAN	-	1.990	-	-	2.672	-
SRI LANKA	-	100	-	-	100	-
IRAN (ISLAMIC REPUBLIC OF)	-	3.000	-	-	2.820	-
SAUDI ARABIA	8.808	570	-93,53	37.455	5.502	-85,31
YEMEN	-	19.600	-	-	20.660	-
OMAN	400	-	-100,00	480	-	-100,00
TURKEY	4.000	-	-100,00	5.400	-	-100,00
UNITED ARAB EMIRATES	5.386	25.798	379,01	8.637	17.716	105,13
QATAR	15	232	1.448,33	18	501	2.683,06
BAHRAIN	-	36	-	-	201	-
EGYPT	800	-	-100,00	160	-	-100,00
ALGERIA	2.650	-	-100,00	2.989	-	-100,00
MADAGASCAR	-	300	-	-	2.040	-
NIGERIA	-	130	-	-	45.123	-
SEYCHELLES	5.087	4.881	-4,04	29.622	35.447	19,67
UGANDA	8	-	-100,00	4	-	-100,00
SOUTH AFRICA	18.000	18.500	2,78	55.131	60.590	9,90
AUSTRALIA	80.018	147.146	83,89	151.356	440.154	190,81
NEW ZEALAND	145.573	121.739	-16,37	272.981	233.186	-14,58
NEW CALEDONIA	-	1.407	-	-	5.023	-
VANUATU	154	-	-100,00	563	-	-100,00
FIJI	3.434	-	-100,00	12.234	-	-100,00
KIRIBATI	-	2.370	-	-	9.214	-
SAMOA	3.791	6.930	82,81	14.780	10.033	-32,12
EAST TIMOR	109.507	100.504	-8,22	108.597	142.328	31,06
UNITED STATES	224.730	101.728	-54,73	684.445	990.791	44,76
CANADA	2	12.682	792.500,00	134	69.498	51.717,42
SURINAME	23.582	2.810	-88,08	59.156	14.278	-75,86
CHILE	1.005	-	-100,00	1.740	-	-100,00
BRAZIL	-	22.000	-	-	72.515	-
TRINIDAD AND TOBAGO	67.395	29.065	-56,87	311.497	151.622	-51,32
JAMAICA	94.450	196.258	107,79	465.368	1.050.886	125,82
BELIZE	-	12.442	-	-	64.212	-
UNITED KINGDOM	19.669	104.562	431,62	43.909	241.483	449,96
NETHERLANDS	258.517	192.322	-25,61	729.863	573.798	-21,38
FRANCE	24	-	-100,00	7.522	-	-100,00
GERMANY, FED. REP. OF	-	3	-	-	231	-
BELGIUM	-	93	-	-	81	-
SWEDEN	-	1.893	-	-	6.068	-
IRELAND	9.000	-	-100,00	23.740	-	-100,00
ITALY	4.039	-	-100,00	21.527	-	-100,00
MALTA	3.000	-	-100,00	7.235	-	-100,00
SLOVENIA	17.250	-	-100,00	21.563	-	-100,00
RUSSIA FEDERATION	5.000	7.000	40,00	5.250	7.000	33,33
AGAR-AGAR	**601.533**	**375.199**	**-37,63**	**7.823.471**	**5.791.417**	**-25,97**
JAPAN	46.054	93.754	103,58	687.395	1.476.591	114,81
KOREA, REPUBLIC OF	2.300	2.000	-13,04	46.027	43.546	-5,39
TAIWAN	6.120	5.101	-16,65	87.091	80.704	-7,33
CHINA	285.000	5.000	-98,25	3.100.119	87.612	-97,17
THAILAND	3.500	1.500	-57,14	57.210	24.605	-56,99
SINGAPORE	1	-	-100,00	1	-	-100,00
MALAYSIA	5.269	9.911	88,10	72.364	178.298	146,39
BRUNEI DARUSSALAM	9	29	233,33	144	481	233,33
VIET NAM	-	1	-	-	10	-
MALDIVES	317	-	-100,00	6.168	-	-100,00
INDIA	32.000	48.825	52,58	552.600	853.945	54,53
SRI LANKA	1	-	-100,00	3	-	-100,00
TURKEY	-	5.000	-	-	79.744	-
EGYPT	12.000	-	-100,00	242.753	-	-100,00
SENEGAL	22	-	-100,00	432	-	-100,00
EAST TIMOR	178	14	-91,91	631	250	-60,45
BRAZIL	500	-	-100,00	8.100	-	-100,00
URUGUAY	2.500	1.000	-60,00	38.000	16.100	-57,63
NETHERLANDS	188	424	126,24	6.662	12.705	90,70
GERMANY, FED. REP. OF	6.000	6.000	0,00	84.426	85.539	1,32

https://www.bps.go.id

TABEL 6. PERKEMBANGAN EKSPOR INDONESIA MENURUT KOMODITI DAN NEGARA TUJUAN
JANUARI - JUNI 2021 DAN 2022

KOMODITI / NEGARA TUJUAN	BERAT BERSIH (KG)		PERUB	NILAI FOB (US $)		PERUB
	JAN-JUN 2021	JAN-JUN 2022	%	JAN-JUN 2021	JAN-JUN 2022	%
(1)	(2)	(3)	(4)	(5)	(6)	(7)
ITALY	142.575	148.639	4,25	2.022.180	2.093.079	3,51
SPAIN	9.000	8.001	-11,10	161.100	143.212	-11,10
AZERBAIJAN	4.000	-	-100,00	53.537	-	-100,00
RUSSIA FEDERATION	44.000	40.000	-9,09	596.530	615.000	3,10
PATI UBI KAYU	**186.980.720**	**5.619.124**	**-96,99**	**79.028.479**	**5.408.288**	**-93,16**
JAPAN	209.280	282.908	35,18	965.066	1.145.672	18,71
HONG KONG	11.636	34.872	199,69	26.226	45.453	73,31
KOREA, REPUBLIC OF	19.883	7.281	-63,38	68.369	31.873	-53,38
TAIWAN	12.051.888	3.443.580	-71,43	6.055.490	2.444.994	-59,62
CHINA	137.506.556	270	-100,00	55.517.241	809	-100,00
THAILAND	1.480	400	-72,96	1.388	471	-66,07
SINGAPORE	245.518	122.591	-50,07	151.906	79.252	-47,83
PHILIPPINES	2.384.001	462.000	-80,62	842.984	155.660	-81,53
MALAYSIA	7.182.984	415.533	-94,22	2.993.077	526.585	-82,41
BRUNEI DARUSSALAM	3.713	12.945	248,69	10.420	18.988	82,23
VIET NAM	25.310.700	-	-100,00	10.955.372	-	-100,00
MALDIVES	2.874	-	-100,00	3.284	-	-100,00
SRI LANKA	357.000	231.160	-35,25	98.436	63.954	-35,03
SAUDI ARABIA	4.260	-	-100,00	12.780	-	-100,00
JORDAN	-	14.076	-	-	31.895	-
UNITED ARAB EMIRATES	-	1	-	-	20	-
QATAR	52	-	-100,00	149	-	-100,00
EGYPT	2.500	-	-100,00	1.000	-	-100,00
AUSTRALIA	73.168	42.080	-42,49	253.325	215.165	-15,06
NEW ZEALAND	54.366	201	-99,63	26.937	634	-97,65
COOK ISLANDS	1.500	-	-100,00	1.845	-	-100,00
SOLOMON ISLANDS	2.236	-	-100,00	7.330	-	-100,00
TONGA	1.674	-	-100,00	5.010	-	-100,00
EAST TIMOR	54.641	179.662	228,80	112.477	228.330	103,00
UNITED STATES	1.431.522	318.923	-77,72	673.313	207.006	-69,26
CANADA	1.250	5.562	344,96	9.054	49.330	444,85
UNITED KINGDOM	24.000	-	-100,00	29.312	-	-100,00
NETHERLANDS	14.170	16.730	18,07	34.110	36.575	7,23
FRANCE	27.806	21.000	-24,48	172.371	118.790	-31,08
BELGIUM	-	100	-	-	743	-
SWITZERLAND	15	-	-100,00	176	-	-100,00
ROMANIA	50	-	-100,00	32	-	-100,00
KYRGYZSTAN	-	7.250	-	-	6.090	-
MAKANAN OLAHAN LAINNYA	**369.083.475**	**490.403.165**	**32,87**	**478.130.805**	**634.096.480**	**32,62**
JAPAN	13.918.372	16.666.336	19,74	9.611.197	12.788.966	33,06
HONG KONG	1.977.930	1.667.126	-15,71	5.861.443	5.509.579	-6,00
KOREA, REPUBLIC OF	2.510.750	4.023.136	60,24	2.962.561	4.976.198	67,97
TAIWAN	6.217.186	6.321.027	1,67	10.934.345	12.410.135	13,50
CHINA	14.946.316	13.713.218	-8,25	22.841.733	28.045.873	22,78
MONGOLIA	86	26.051	30.051,85	1.635	54.059	3.206,38
MACAU	10.295	50	-99,51	32.842	716	-97,82
PAPUA NEW GUINEA	429.217	1.151.623	168,31	1.854.315	3.082.706	66,25
THAILAND	18.511.838	9.603.890	-48,12	28.733.678	20.854.254	-27,42
SINGAPORE	54.793.035	58.315.531	6,43	85.313.875	100.208.579	17,46
PHILIPPINES	40.667.162	40.265.298	-0,99	46.563.660	56.285.399	20,88
MALAYSIA	26.528.086	27.043.274	1,94	37.365.050	45.811.919	22,61
MYANMAR	1.131.775	1.247.116	10,19	2.097.327	2.410.158	14,92
CAMBODIA	168.025	486.955	189,81	466.965	760.055	62,76
BRUNEI DARUSSALAM	238.283	581.521	144,05	383.621	724.375	88,83
NEPAL	72.126	22.986	-68,13	137.280	41.566	-69,72
BHUTAN	1.330	-	-100,00	3.728	-	-100,00
VIET NAM	117.197.530	212.270.106	81,12	65.563.646	139.784.977	113,21
MALDIVES	82.324	61.558	-25,22	138.556	155.708	12,38
INDIA	1.269.709	3.658.646	188,15	1.708.511	5.469.755	220,15
PAKISTAN	1.239.712	949.064	-23,44	2.764.857	2.934.874	6,15
BANGLADESH	573.719	4.108.951	616,20	837.424	5.815.980	594,51
SRI LANKA	418.476	54.604	-86,95	493.144	410.509	-16,76
AFGHANISTAN	119.780	111.424	-6,98	358.997	291.881	-18,70
IRAQ	75.614	84.778	12,12	124.541	207.496	66,61
IRAN (ISLAMIC REPUBLIC OF)	226.339	343.000	51,54	393.758	624.760	58,67
SAUDI ARABIA	5.673.066	6.014.454	6,02	28.020.151	30.210.575	7,82
ISRAEL	-	45.060	-	-	70.253	-
KUWAIT	15.358	15.875	3,36	98.534	65.972	-33,05
JORDAN	39.894	377.711	846,78	79.945	1.343.279	1.580,26
LEBANON	56.266	16.065	-71,45	98.138	43.421	-55,75
PALESTINA	791	-	-100,00	5.379	-	-100,00
YEMEN	91.426	46.356	-49,30	216.090	120.695	-44,15
OMAN	18.925	18.330	-3,14	64.839	45.128	-30,40
SYRIA ARAB REPUBLIC	1.067.513	-	-100,00	3.901.205	-	-100,00
TURKEY	2.982.329	3.602.557	20,80	7.523.414	8.322.356	10,62
UNITED ARAB EMIRATES	395.145	480.711	21,65	727.520	971.347	33,51
QATAR	217.053	114.644	-47,18	273.215	141.548	-48,19
BAHRAIN	3.571	3.625	1,49	5.977	16.056	168,65
CYPRUS	-	16.368	-	-	30.264	-
EGYPT	4.986.482	5.634.878	13,00	12.242.929	11.395.566	-6,92
LIBYAN ARAB JAMAHIRIYA	10.177	13.166	29,37	139.710	143.813	2,94

https://www.bps.go.id

TABEL 6. PERKEMBANGAN EKSPOR INDONESIA MENURUT KOMODITI DAN NEGARA TUJUAN
JANUARI - JUNI 2021 DAN 2022

KOMODITI / NEGARA TUJUAN	BERAT BERSIH (KG)		PERUB	NILAI FOB (US $)		PERUB
	JAN-JUN 2021	JAN-JUN 2022	%	JAN-JUN 2021	JAN-JUN 2022	%
(1)	(2)	(3)	(4)	(5)	(6)	(7)
MOROCCO	773.804	880.671	13,81	2.169.567	1.990.112	-8,27
TUNISIA	332	4.410	1.229,11	2.944	16.304	453,74
ALGERIA	948	-	-100,00	8.280	-	-100,00
SUDAN	550.147	1.113.885	102,47	1.712.283	3.512.551	105,14
ETHIOPIA	120.380	100.768	-16,29	285.726	249.186	-12,79
TANZANIA, UNITED REP. OF	38.115	76.976	101,96	69.997	165.641	136,64
MADAGASCAR	29.240	2.628	-91,01	37.072	10.931	-70,52
SOMALIA	144.201	168.527	16,87	648.160	914.536	41,10
KENYA	407.711	492.990	20,92	1.059.295	1.160.143	9,52
REUNION	79.776	79.776	0,00	100.551	106.368	5,79
TOGO	23.280	230.186	888,77	92.150	1.031.089	1.018,92
GHANA	562.578	465.582	-17,24	1.773.473	1.505.399	-15,12
LIBERIA	16.128	31.812	97,25	66.948	113.633	69,73
GUINEA	99.974	91.328	-8,65	72.569	98.858	36,23
ANGOLA	38.000	26.000	-31,58	79.976	42.640	-46,68
CAMEROON	10.320	-	-100,00	40.850	-	-100,00
NIGERIA	3.288.219	3.738.355	13,69	16.376.649	18.900.193	15,41
SIERRA LEONE	23.280	46.116	98,09	92.150	182.582	98,14
COTE D'IVOIRE	-	154.176	-	-	533.996	-
SENEGAL	24.375	24.503	0,53	95.258	100.338	5,33
MALI	-	46.080	-	-	198.720	-
GAMBIA	93.314	139.842	49,86	226.600	586.501	158,83
SEYCHELLES	3.639	43.985	1.108,87	12.335	126.524	925,72
UGANDA	-	1.390	-	-	2.136	-
DJIBOUTI	-	2.428	-	-	7.480	-
SOUTH AFRICA	11.597	109.176	841,40	67.698	208.201	207,54
MAURITIUS	21.156	13.035	-38,39	38.426	21.531	-43,97
AUSTRALIA	4.290.066	3.323.203	-22,54	9.574.567	8.680.906	-9,33
NEW ZEALAND	277.863	678.434	144,16	675.453	1.601.560	137,11
MICRONESIA, FED. STATES OF	118	260	120,32	240	461	91,90
GUAM	785	20.000	2.447,77	1.336	42.136	3.054,81
PALAU	-	1.035	-	-	4.155	-
NAURU	3.000	-	-100,00	2.374	-	-100,00
NEW CALEDONIA	34.676	19.943	-42,49	61.007	38.905	-36,23
NORTHERN MARIANA ISLANDS	932	-	-100,00	4.172	-	-100,00
VANUATU	8.117	22.877	181,85	27.880	34.162	22,53
AMERICAN SAMOA	-	28.689	-	-	18.035	-
FIJI	134.267	290.948	116,69	321.817	578.382	79,72
KIRIBATI	72.296	12.830	-82,25	118.087	41.853	-64,56
MARSHALL ISLANDS	-	135	-	-	619	-
SAMOA	35.859	33.026	-7,90	117.389	121.731	3,70
SOLOMON ISLANDS	63.681	86.333	35,57	188.159	192.803	2,47
TONGA	26.309	21.905	-16,74	86.754	84.556	-2,53
TUVALU	360	502	39,38	1.108	1.917	73,03
EAST TIMOR	2.124.880	2.004.334	-5,67	3.179.480	3.710.017	16,69
UNITED STATES	9.420.757	20.741.360	120,17	14.896.539	22.690.479	52,32
CANADA	513.888	840.938	63,64	869.032	1.439.216	65,61
MEXICO	22.000	162.345	637,93	31.900	319.915	902,87
PANAMA	25.659	39.262	53,01	97.220	97.470	0,26
SURINAME	4.770	49.997	948,14	13.862	72.706	424,52
CHILE	106	2.261	2.033,43	420	12.588	2.898,81
ARGENTINA	32.650	22.054	-32,45	59.024	46.440	-21,32
BRAZIL	12.642	46.086	264,54	72.774	351.545	383,07
COLOMBIA	2.000	13.500	575,00	1.700	99.600	5.758,82
ECUADOR	-	512	-	-	2.960	-
PERU	200	21.156	10.477,90	32.000	94.124	194,14
GUYANA	9.649	-	-100,00	9.220	-	-100,00
TRINIDAD AND TOBAGO	-	7.920	-	-	44.198	-
JAMAICA	-	3.960	-	-	22.583	-
PUERTO RICO	-	5.117	-	-	12.897	-
ARUBA	-	2.433	-	-	4.615	-
UNITED KINGDOM	587.070	1.485.679	153,07	952.369	2.525.705	165,20
NETHERLANDS	5.047.176	8.664.249	71,67	9.706.755	19.459.566	100,47
FRANCE	1.279.138	1.983.716	55,08	2.551.100	2.685.197	5,26
GERMANY, FED. REP. OF	5.641.591	8.928.930	58,27	7.471.805	12.192.157	63,18
AUSTRIA	140.719	21.214	-84,92	168.757	32.663	-80,65
BELGIUM	425.305	252.507	-40,63	679.324	476.708	-29,83
SWITZERLAND	20.553	2.740	-86,67	33.137	15.881	-52,07
DENMARK	1.555	135.887	8.640,68	8.568	407.825	4.659,82
NORWAY	139.978	344.725	146,27	236.022	551.122	133,50
SWEDEN	116.501	284.988	144,62	165.279	480.165	190,52
FINLAND	18.300	89.717	390,26	24.000	116.520	385,50
IRELAND	17.003	59.600	250,54	25.120	82.500	228,42
ITALY	1.140.551	893.973	-21,62	1.688.213	2.039.661	20,82
SPAIN	1.559.184	2.252.250	44,45	2.047.736	3.234.028	57,93
PORTUGAL	23.279	41.639	78,86	37.929	58.360	53,87
GREECE	259.210	40.290	-84,46	419.008	64.628	-84,58
HUNGARY	19.206	39.692	106,67	42.810	152.215	255,56
POLAND	1.820.232	2.005.407	10,17	2.308.112	2.818.062	22,09
ROMANIA	507	16	-96,88	2.061	34	-98,35
BULGARIA	25.680	39.908	55,41	29.960	53.186	77,52
ARMENIA	-	1	-	-	1.280	-
BELARUS	-	114.000	-	-	173.660	-

https://www.bps.go.id

TABEL 6. PERKEMBANGAN EKSPOR INDONESIA MENURUT KOMODITI DAN NEGARA TUJUAN
JANUARI - JUNI 2021 DAN 2022

KOMODITI / NEGARA TUJUAN	BERAT BERSIH (KG)		PERUB	NILAI FOB (US $)		PERUB
	JAN-JUN 2021	JAN-JUN 2022	%	JAN-JUN 2021	JAN-JUN 2022	%
(1)	(2)	(3)	(4)	(5)	(6)	(7)
KAZAKHSTAN	16.606	9.799	-40,99	69.229	15.982	-76,91
TURKMENISTAN	30	115	283,33	100	450	350,00
UKRAINE	-	210	-	-	893	-
UZBEKISTAN	4.653	4.476	-3,80	9.966	6.042	-39,37
LITHUANIA	265.300	23.779	-91,04	302.250	53.475	-82,31
LATVIA	1.290	20.220	1.467,44	117.450	85.200	-27,46
ESTONIA	-	54	-	-	4.877	-
CROATIA	1.740.632	1.835.408	5,44	3.270.639	3.874.720	18,47
MALTA	-	36.301	-	-	51.023	-
SLOVAKIA	-	5.000	-	-	45.929	-
SLOVENIA	20.000	96.048	380,24	37.555	143.413	281,87
CZECH REPUBLIC	535	41	-92,36	16.529	8.252	-50,08
RUSSIA FEDERATION	6.389.347	4.924.309	-22,93	9.178.170	7.344.534	-19,98
SERBIA	1.290	1.227	-4,88	12.652	10.693	-15,49
MINUMAN RINGAN	**45.569.745**	**58.587.783**	**28,57**	**35.026.671**	**40.638.471**	**16,02**
JAPAN	26.446	40.947	54,83	18.796	56.470	200,44
HONG KONG	5.435.839	2.991.343	-44,97	3.820.139	2.579.567	-32,47
KOREA, REPUBLIC OF	270.971	374.130	38,07	186.343	261.767	40,48
TAIWAN	988.735	992.285	0,36	1.118.854	1.200.851	7,33
CHINA	1.116.514	3.522.569	215,50	991.458	2.654.523	167,74
MONGOLIA	18.720	37.440	100,00	20.520	41.040	100,00
MACAU	-	54	-	-	66	-
PAPUA NEW GUINEA	101.642	126.269	24,23	54.806	156.641	185,81
THAILAND	40	1.879.648	4.746.486,36	332	1.552.546	467.071,40
SINGAPORE	6.638.489	6.030.697	-9,16	7.689.637	3.983.881	-48,19
PHILIPPINES	2.373.164	4.610.483	94,28	1.039.377	2.617.111	151,80
MALAYSIA	4.228.210	3.600.351	-14,85	2.640.734	2.638.427	-0,09
MYANMAR	3.862.251	7.718.392	99,84	1.893.024	4.030.991	112,94
CAMBODIA	64.124	130.001	102,73	39.736	81.222	104,40
BRUNEI DARUSSALAM	1.852.420	1.827.637	-1,34	1.617.909	1.292.912	-20,09
BHUTAN	665	-	-100,00	932	-	-100,00
VIET NAM	5.073.381	11.804.010	132,67	2.442.953	5.670.956	132,14
MALDIVES	183.579	150.645	-17,94	108.246	106.317	-1,78
INDIA	109.718	129.354	17,90	107.613	170.627	58,56
BANGLADESH	1.584	-	-100,00	1.267	-	-100,00
IRAQ	9.792	-	-100,00	12.000	-	-100,00
IRAN (ISLAMIC REPUBLIC OF)	-	10.200	-	-	10.500	-
SAUDI ARABIA	146.094	188.651	29,13	82.024	107.353	30,88
KUWAIT	24.387	31.982	31,15	13.040	17.759	36,19
JORDAN	41.625	40.570	-2,54	30.412	30.568	0,51
PALESTINA	-	11.785	-	-	9.821	-
OMAN	978.832	1.226.372	25,29	564.697	708.218	25,42
UNITED ARAB EMIRATES	1.073.928	1.337.185	24,51	603.449	856.067	41,86
QATAR	147.323	281.977	91,40	90.605	160.922	77,61
BAHRAIN	147.179	228.320	55,13	85.227	128.999	51,36
MADAGASCAR	31.048	-	-100,00	12.075	-	-100,00
KENYA	343.664	342.990	-0,20	273.369	304.961	11,56
TOGO	377	212	-43,77	360	195	-45,87
GHANA	60.387	19.895	-67,05	446.135	152.638	-65,79
ANGOLA	-	3	-	-	4	-
CONGO	26	56	115,38	28	49	72,34
NIGERIA	548.355	462.670	-15,63	4.343.887	3.487.276	-19,72
SIERRA LEONE	9.153	18.960	107,14	8.816	18.686	111,96
COTE D'IVOIRE	87	2.912	3.247,13	112	1.077	862,82
SENEGAL	1.547	634	-59,02	920	289	-68,64
GAMBIA	-	1.303	-	-	1.902	-
UGANDA	1.817	27	-98,51	1.716	66	-96,15
MAYOTTE	58	3.800	6.429,21	2.775	1.720	-38,01
DEMOCRATIC REP. OF THE CONGO	634	-	-100,00	1.485	-	-100,00
AUSTRALIA	356.625	226.045	-36,62	378.088	243.686	-35,55
NEW ZEALAND	2.627	9.430	258,93	2.902	64.767	2.132,08
MICRONESIA, FED. STATES OF	28.350	15.858	-44,06	17.619	6.070	-65,55
PALAU	15.416	17.705	14,85	13.632	16.321	19,73
NEW CALEDONIA	1.102	128	-88,34	1.362	361	-73,49
NORTHERN MARIANA ISLANDS	4.636	4.752	2,50	10.085	4.102	-59,32
VANUATU	3.711	5.093	37,24	2.246	2.824	25,75
AMERICAN SAMOA	331.002	285.899	-13,63	217.488	173.506	-20,22
FIJI	12.040	8.526	-29,18	5.450	4.335	-20,46
KIRIBATI	5.193	1.496	-71,19	3.824	1.298	-66,06
MARSHALL ISLANDS	16.441	1.266	-92,30	5.827	980	-83,18
SAMOA	4.092	3.485	-14,84	9.276	1.888	-79,65
SOLOMON ISLANDS	159.596	53.064	-66,75	66.725	23.115	-65,36
TONGA	10.130	6.216	-38,64	13.882	10.448	-24,74
EAST TIMOR	7.345.416	7.257.538	-1,20	3.055.919	4.571.138	49,58
UNITED STATES	1.127.555	313.252	-72,22	715.239	300.134	-58,04
CANADA	17.680	2.506	-85,83	13.580	2.811	-79,30
PANAMA	2.160	-	-100,00	1.086	-	-100,00
SURINAME	12.540	4.450	-64,52	10.501	3.663	-65,12
CHILE	8.083	-	-100,00	15.179	-	-100,00
GUYANA	2.080	-	-100,00	1.550	-	-100,00
FRENCH POLYNESIA	17.220	-	-100,00	8.159	-	-100,00
UNITED KINGDOM	1.474	-	-100,00	1.874	-	-100,00

https://www.bps.go.id

TABEL 6. PERKEMBANGAN EKSPOR INDONESIA MENURUT KOMODITI DAN NEGARA TUJUAN
JANUARI - JUNI 2021 DAN 2022

KOMODITI / NEGARA TUJUAN	BERAT BERSIH (KG)		PERUB	NILAI FOB (US $)		PERUB
	JAN-JUN 2021	JAN-JUN 2022	%	JAN-JUN 2021	JAN-JUN 2022	%
(1)	(2)	(3)	(4)	(5)	(6)	(7)
NETHERLANDS	80.648	126.012	56,25	44.480	72.860	63,81
FRANCE	24	-	-100,00	584	-	-100,00
GERMANY, FED. REP. OF	645	1.536	138,14	788	3.400	331,53
BELGIUM	-	373	-	-	292	-
SWITZERLAND	55	162	192,68	148	461	212,38
NORWAY	72.000	-	-100,00	32.400	-	-100,00
SWEDEN	-	2.230	-	-	3.144	-
SPAIN	16.000	64.000	300,00	7.956	31.886	300,78
PORTUGAL	2.400	-	-100,00	3.021	-	-100,00
MINUMAN BERALKOHOL	**4.003.741**	**5.040.207**	**25,89**	**3.473.310**	**4.625.432**	**33,17**
JAPAN	53.471	45.646	-14,64	74.377	66.639	-10,40
HONG KONG	480	128	-73,33	2.050	4.439	116,60
KOREA, REPUBLIC OF	113.724	9.880	-91,31	75.816	15.255	-79,88
TAIWAN	69.300	74.087	6,91	23.377	32.899	40,73
CHINA	186.336	180	-99,90	136.541	4.725	-96,54
THAILAND	1.691.702	1.927.402	13,93	1.271.052	1.743.437	37,16
SINGAPORE	303.526	515.208	69,74	402.134	421.236	4,75
PHILIPPINES	18.464	-	-100,00	18.266	-	-100,00
MALAYSIA	582.776	1.759.186	201,86	486.375	1.390.230	185,83
CAMBODIA	-	370	-	-	1.370	-
VIET NAM	16.045	16.008	-0,23	10.137	10.126	-0,10
INDIA	-	2	-	-	4	-
KENYA	37.738	59.202	56,88	28.424	42.822	50,66
NIGERIA	72	-	-100,00	138	-	-100,00
AUSTRALIA	172.318	134.562	-21,91	192.323	159.945	-16,84
NEW ZEALAND	37.992	39.743	4,61	35.473	40.627	14,53
EAST TIMOR	22.646	146.002	544,72	17.303	121.004	599,33
UNITED STATES	139	-	-100,00	1.301	-	-100,00
NETHERLANDS	185.944	160.970	-13,43	364.403	463.187	27,11
FRANCE	40	-	-100,00	93	-	-100,00
RUSSIA FEDERATION	511.029	151.632	-70,33	333.727	107.484	-67,79
AIR MINUM DAN AIR MINERAL	**52.565.347**	**60.968.542**	**15,99**	**7.093.704**	**7.005.768**	**-1,24**
JAPAN	17	88	424,79	566	2.175	284,57
HONG KONG	93.752	48.779	-47,97	15.473	9.696	-37,33
KOREA, REPUBLIC OF	56	-	-100,00	66	-	-100,00
TAIWAN	10.668	-	-100,00	13.747	-	-100,00
CHINA	8.841	12.187	37,86	1.459	10.665	630,87
PAPUA NEW GUINEA	-	500	-	-	518	-
THAILAND	1	10.320	859.900,00	51	8.336	16.093,33
SINGAPORE	6.226.990	4.596.325	-26,19	1.663.421	1.056.817	-36,47
PHILIPPINES	28.867.582	30.638.971	6,14	3.166.396	2.429.305	-23,28
MALAYSIA	187	156.548	83.525,91	494	27.743	5.513,23
BRUNEI DARUSSALAM	974.173	286.862	-70,55	176.198	47.001	-73,32
INDIA	-	2	-	-	5	-
SRI LANKA	15	-	-100,00	126	-	-100,00
GHANA	263	1.400	432,93	30	163	438,46
SENEGAL	200	-	-100,00	39	-	-100,00
CENTRAL AFRICAN REPUBLIC	-	965	-	-	511	-
MAYOTTE	5.355	-	-100,00	6.018	-	-100,00
AUSTRALIA	8.079	7.337	-9,19	1.774	2.936	65,47
MICRONESIA, FED. STATES OF	83.315	123.552	48,30	12.696	18.472	45,50
NAURU	36.736	148.386	303,93	5.042	22.020	336,76
NORTHERN MARIANA ISLANDS	1.344	-	-100,00	1.234	-	-100,00
EAST TIMOR	16.191.492	24.887.960	53,71	2.001.133	3.342.805	67,05
UNITED STATES	0	1	100,00	5	26	400,04
CHILE	8.280	-	-100,00	1.294	-	-100,00
NETHERLANDS	48.000	48.000	0,00	26.400	26.400	0,00
FRANCE	2	-	-100,00	42	-	-100,00
ITALY	-	350	-	-	151	-
POLAND	-	10	-	-	21	-
ROKOK KRETEK	**46.044.155**	**46.418.835**	**0,81**	**389.614.980**	**417.572.462**	**7,18**
JAPAN	50.837	1.986.705	3.807,99	1.261.376	19.143.064	1.417,63
HONG KONG	1.544.356	1.499.432	-2,91	14.056.330	16.381.950	16,55
KOREA, REPUBLIC OF	71.770	244.121	240,14	707.217	2.808.332	297,10
TAIWAN	665.188	613.766	-7,73	6.408.707	5.546.877	-13,45
CHINA	450.788	433.391	-3,86	6.281.787	7.437.861	18,40
MACAU	-	2	-	-	133	-
PAPUA NEW GUINEA	-	4	-	-	10	-
THAILAND	1.673.642	1.558.020	-6,91	15.744.923	22.163.903	40,77
SINGAPORE	6.342.600	5.679.544	-10,45	32.974.694	30.861.258	-6,41
PHILIPPINES	6.955.211	10.845.751	55,94	53.407.840	91.506.240	71,33
MALAYSIA	3.478.277	3.376.758	-2,92	34.561.192	34.697.985	0,40
CAMBODIA	18.063.906	15.559.256	-13,87	121.952.843	107.575.866	-11,79
VIET NAM	3.686.170	2.315.772	-37,18	63.391.104	49.109.372	-22,53
MALDIVES	27.959	35.246	26,06	243.089	318.580	31,05
INDIA	33.599	82.428	145,33	279.650	715.977	156,03
PAKISTAN	0	1	1.231,25	1	6	650,00
BANGLADESH	-	1	-	-	32	-
YEMEN	15	-	-100,00	282	-	-100,00
SYRIA ARAB REPUBLIC	18.900	-	-100,00	113.400	-	-100,00

https://www.bps.go.id

TABEL 6. PERKEMBANGAN EKSPOR INDONESIA MENURUT KOMODITI DAN NEGARA TUJUAN
JANUARI - JUNI 2021 DAN 2022

KOMODITI / NEGARA TUJUAN	BERAT BERSIH (KG)		PERUB	NILAI FOB (US $)		PERUB
	JAN-JUN 2021	JAN-JUN 2022	%	JAN-JUN 2021	JAN-JUN 2022	%
(1)	(2)	(3)	(4)	(5)	(6)	(7)
TURKEY	2.131	3.365	57,88	31.185	49.763	59,57
UNITED ARAB EMIRATES	319.360	138.750	-56,55	3.784.734	872.790	-76,94
CYPRUS	560	1.120	100,00	8.200	16.300	98,78
EGYPT	-	5	-	-	14	-
SOMALIA	-	5	-	-	43	-
NIGERIA	-	3	-	-	23	-
COTE D'IVOIRE	-	1	-	-	20	-
SENEGAL	-	2	-	-	4	-
MAURITANIA	799	14	-98,20	10.503	178	-98,31
BENIN	-	2	-	-	4	-
SOUTH AFRICA	340	140	-58,85	4.357	1.835	-57,89
AUSTRALIA	1.038.039	1.023.958	-1,36	16.095.220	15.712.841	-2,38
NEW ZEALAND	134.796	125.441	-6,94	1.188.434	1.159.777	-2,41
MICRONESIA, FED. STATES OF	90	94	4,17	1.030	1.038	0,73
EAST TIMOR	891.537	633.534	-28,94	8.136.111	6.041.191	-25,75
UNITED STATES	2.343	-	-100,00	36.000	-	-100,00
CANADA	6	11	88,00	30	562	1.774,03
PANAMA	52.175	-	-100,00	303.900	-	-100,00
SURINAME	101.063	100	-99,90	33.516	6.925	-79,34
BRAZIL	217.144	225.402	3,80	3.681.952	4.199.191	14,05
PARAGUAY	95.872	23.968	-75,00	4.492.988	1.124.445	-74,97
BELIZE	45.000	-	-100,00	267.000	-	-100,00
ARUBA	-	7.135	-	-	36.725	-
GRENADA	75.600	-	-100,00	96.422	-	-100,00
UNITED KINGDOM	-	0	-	-	4	-
NETHERLANDS	17	-	-100,00	367	-	-100,00
GERMANY, FED. REP. OF	1	845	145.572,41	36	13.092	36.545,43
AUSTRIA	14	-	-100,00	60	-	-100,00
SWITZERLAND	498	399	-19,84	8.173	7.661	-6,26
RUSSIA FEDERATION	3.553	4.344	22,28	50.325	60.590	20,40
TEMBAKAU OLAHAN	**12.963.820**	**18.513.179**	**42,81**	**108.903.374**	**128.977.503**	**18,43**
JAPAN	35.442	805	-97,73	748.170	19.965	-97,33
HONG KONG	977	6.157	530,01	14.643	121.968	732,97
KOREA, REPUBLIC OF	1.177.465	1.656.394	40,67	9.285.052	11.116.157	19,72
TAIWAN	17.557	90.865	417,54	112.793	595.435	427,90
CHINA	34.345	20.389	-40,64	801.765	369.837	-53,87
PAPUA NEW GUINEA	469.954	599.745	27,62	3.596.047	4.716.532	31,16
SINGAPORE	3.590.787	5.044.182	40,48	26.487.817	31.094.096	17,39
PHILIPPINES	159.941	285.300	78,38	2.807.533	2.729.897	-2,77
MALAYSIA	195.111	217.548	11,50	1.561.826	1.546.557	-0,98
MYANMAR	57.820	-	-100,00	345.075	-	-100,00
CAMBODIA	-	44.680	-	-	283.092	-
VIET NAM	1.005.515	1.141.812	13,55	857.983	2.231.232	160,06
INDIA	88.952	198.980	123,69	771.220	1.870.629	142,55
PAKISTAN	21.600	21.760	0,74	189.648	127.814	-32,60
BANGLADESH	51.057	43.632	-14,54	276.021	331.041	19,93
SRI LANKA	310.273	528.776	70,42	4.263.105	7.087.867	66,26
IRAQ	-	2.390	-	-	10.223	-
JORDAN	-	681.260	-	-	484.650	-
TURKEY	2.291	74.984	3.173,56	31.765	416.474	1.211,12
UNITED ARAB EMIRATES	427.681	534.878	25,06	2.015.642	1.146.240	-43,13
EGYPT	114.840	19.344	-83,16	491.713	40.816	-91,70
NIGERIA	4.720	39.600	738,98	37.760	253.440	571,19
ZIMBABWE	19.800	-	-100,00	93.654	-	-100,00
AUSTRALIA	559.305	514.453	-8,02	9.731.918	9.563.166	-1,73
NEW ZEALAND	137.703	69.057	-49,85	2.316.336	1.270.257	-45,16
MICRONESIA, FED. STATES OF	122	145	18,14	2.066	2.461	19,11
FIJI	180.319	175.271	-2,80	2.072.940	2.047.487	-1,23
SAMOA	54.230	40.375	-25,55	431.760	249.961	-42,11
SOLOMON ISLANDS	156.204	99.637	-36,21	883.095	640.028	-27,52
UNITED STATES	540.366	1.015.975	88,02	5.159.728	3.107.986	-39,76
CANADA	16	10	-36,88	610	83	-86,37
HONDURAS	24.160	22.949	-5,01	1.032.773	683.867	-33,78
NICARAGUA	76.603	86.127	12,43	657.483	779.573	18,57
BRAZIL	10.022	20	-99,80	115.261	163	-99,86
DOMINICAN REPUBLIC	1.520.480	3.732.363	145,47	3.047.494	11.656.729	282,50
UNITED KINGDOM	10	87	772,70	6	42.106	713.561,54
NETHERLANDS	314.457	318.786	1,38	1.306.328	3.485.907	166,85
GERMANY, FED. REP. OF	286.449	310.615	8,44	8.596.587	14.537.873	69,11
BELGIUM	825.296	477.218	-42,18	14.360.508	12.657.936	-11,86
SWITZERLAND	71	34	-51,85	95	15.281	15.985,53
DENMARK	39.600	52.991	33,82	106.524	146.940	37,94
SWEDEN	19.800	-	-100,00	65.344	-	-100,00
ITALY	175.462	1	-100,00	1.344.704	43	-100,00
SPAIN	27.220	-	-100,00	905.585	-	-100,00
PORTUGAL	608	586	-3,52	10.940	23.221	112,25
GREECE	-	79.200	-	-	491.832	-
POLAND	0	7.375	2.107.034,29	0	131.193	37.483.685,71
ROMANIA	64.683	-	-100,00	659.195	-	-100,00
BULGARIA	99	142	43,01	1.715	2.406	40,29
BELARUS	19.800	216.000	990,91	38.214	416.880	990,91
MOLDOVA, REPUBLIC OF	858	-	-100,00	14.751	-	-100,00

https://www.bps.go.id

TABEL 6. PERKEMBANGAN EKSPOR INDONESIA MENURUT KOMODITI DAN NEGARA TUJUAN
JANUARI - JUNI 2021 DAN 2022

KOMODITI / NEGARA TUJUAN	BERAT BERSIH (KG)		PERUB	NILAI FOB (US $)		PERUB
	JAN-JUN 2021	JAN-JUN 2022	%	JAN-JUN 2021	JAN-JUN 2022	%
(1)	(2)	(3)	(4)	(5)	(6)	(7)
UKRAINE	43.827	18.600	-57,56	718.458	119.040	-83,43
LITHUANIA	1.662	-	-100,00	31.566	-	-100,00
CZECH REPUBLIC	2.000	11.600	480,00	11.131	115.607	938,60
RUSSIA FEDERATION	96.258	10.081	-89,53	491.026	195.511	-60,18
ROKOK DAN CERUTU LAINNYA	**2.183.704**	**1.508.765**	**-30,91**	**45.982.593**	**29.545.406**	**-35,75**
JAPAN	1.180.562	632.180	-46,45	25.827.663	14.413.017	-44,20
HONG KONG	5.616	2.406	-57,16	310.323	71.904	-76,83
KOREA, REPUBLIC OF	7	20	203,45	2.152	940	-56,32
TAIWAN	2.569	717	-72,08	76.129	21.498	-71,76
MACAU	0	17	3.410,20	50	2.100	4.100,00
THAILAND	64	69	7,48	3.552	3.600	1,35
SINGAPORE	5.797	35.842	518,32	132.796	556.580	319,12
PHILIPPINES	45.825	14.100	-69,23	419.250	70.500	-83,18
MALAYSIA	3	10	301,15	329	2.468	651,32
MALDIVES	-	500	-	-	1.530	-
TURKEY	54	-	-100,00	2.080	-	-100,00
UNITED ARAB EMIRATES	0	-	-100,00	5	-	-100,00
CYPRUS	-	89	-	-	3.400	-
KENYA	1	1	120,00	38	38	0,00
SOUTH AFRICA	0	-	-100,00	10	-	-100,00
AUSTRALIA	6.591	3.566	-45,90	45.502	29.817	-34,47
NEW ZEALAND	344	-	-100,00	1.243	-	-100,00
UNITED STATES	280.724	171.614	-38,87	4.246.208	2.575.774	-39,34
CANADA	0	-	-100,00	15	-	-100,00
HONDURAS	9.268	-	-100,00	75.722	-	-100,00
ARGENTINA	-	347	-	-	20.860	-
BRAZIL	1	-	-100,00	4	-	-100,00
PERU	-	308	-	-	19.477	-
NETHERLANDS	23.572	32.656	38,54	972.865	1.269.054	30,45
GERMANY, FED. REP. OF	361.377	351.289	-2,79	8.000.614	5.914.727	-26,07
AUSTRIA	103	106	3,25	3.522	3.025	-14,11
BELGIUM	256.493	260.152	1,43	5.755.576	4.468.844	-22,36
HUNGARY	822	540	-34,32	28.566	18.792	-34,22
POLAND	545	1.372	151,93	18.260	46.950	157,12
ROMANIA	445	745	67,42	17.000	26.200	54,12
CZECH REPUBLIC	109	118	8,14	3.971	4.311	8,56
RUSSIA FEDERATION	2.812	-	-100,00	39.150	-	-100,00
BENANG PINTAL	**334.418.226**	**270.625.651**	**-19,08**	**832.057.047**	**893.125.335**	**7,34**
JAPAN	16.144.410	15.740.630	-2,50	49.280.601	60.597.372	22,96
HONG KONG	1.952.338	1.031.504	-47,17	8.175.237	5.777.192	-29,33
KOREA, REPUBLIC OF	32.332.026	22.394.873	-30,73	83.184.236	65.222.259	-21,59
TAIWAN	1.477.038	1.424.921	-3,53	3.802.829	4.304.472	13,19
CHINA	52.201.004	24.011.534	-54,00	142.431.336	95.357.790	-33,05
PAPUA NEW GUINEA	171	400	133,92	745	1.240	66,44
THAILAND	3.250.893	4.011.952	23,41	7.538.141	12.017.979	59,43
SINGAPORE	7.889	42.590	439,90	78.024	225.776	189,37
PHILIPPINES	1.538.467	3.348.551	117,66	3.679.378	12.125.368	229,55
MALAYSIA	3.367.333	3.825.157	13,60	7.733.822	11.919.430	54,12
MYANMAR	606.942	609.121	0,36	1.565.385	1.650.804	5,46
CAMBODIA	27.081	757	-97,21	128.219	4.508	-96,48
BRUNEI DARUSSALAM	311	18	-94,22	1.157	50	-95,72
VIET NAM	10.876.386	7.405.665	-31,91	36.722.727	30.698.061	-16,41
INDIA	24.439.125	16.202.902	-33,70	44.599.603	34.380.185	-22,91
PAKISTAN	6.261.220	2.402.942	-61,62	13.756.048	6.093.627	-55,70
BANGLADESH	19.424.702	28.198.240	45,17	68.017.386	114.377.092	68,16
SRI LANKA	1.103.329	948.565	-14,03	4.010.038	4.052.506	1,06
IRAQ	-	10.050	-	-	19.603	-
IRAN (ISLAMIC REPUBLIC OF)	101.932	167.137	63,97	177.737	391.256	120,13
SAUDI ARABIA	428.750	-	-100,00	503.252	-	-100,00
ISRAEL	115.790	-	-100,00	188.704	-	-100,00
KUWAIT	944	-	-100,00	2.222	-	-100,00
JORDAN	622.451	885.898	42,32	1.109.911	2.517.258	126,80
YEMEN	778.680	374.780	-51,87	3.962.320	2.141.227	-45,96
OMAN	173.069	154.904	-10,50	939.790	874.008	-7,00
SYRIA ARAB REPUBLIC	407.325	24.494	-93,99	830.501	76.676	-90,77
TURKEY	21.673.373	20.475.973	-5,52	49.915.880	56.612.954	13,42
UNITED ARAB EMIRATES	45.374	113.643	150,46	96.442	372.910	286,67
QATAR	162	-	-100,00	1.166	-	-100,00
EGYPT	16.128.250	14.325.140	-11,18	38.148.719	43.302.290	13,51
LIBYAN ARAB JAMAHIRIYA	22.424	-	-100,00	55.387	-	-100,00
MOROCCO	2.685.818	3.566.658	32,80	5.301.425	11.993.655	126,23
TUNISIA	185.335	2	-100,00	365.271	425	-99,88
ETHIOPIA	674.511	648.641	-3,84	2.030.912	2.364.070	16,40
TANZANIA, UNITED REP. OF	16.420	34.751	111,64	17.265	31.758	83,95
MADAGASCAR	-	29.739	-	-	183.618	-
KENYA	1.465.237	1.970.254	34,47	4.640.083	7.462.040	60,82
GHANA	12.115	12.043	-0,59	43.910	37.735	-14,06
CONGO	3.100	2.400	-22,58	773	560	-27,55
NIGERIA	240.916	24.435	-89,86	581.089	58.368	-89,96
GABON	390	-	-100,00	386	-	-100,00
SENEGAL	1.000	5.183	418,25	895	857	-4,23

https://www.bps.go.id

TABEL 6. PERKEMBANGAN EKSPOR INDONESIA MENURUT KOMODITI DAN NEGARA TUJUAN
JANUARI - JUNI 2021 DAN 2022

KOMODITI / NEGARA TUJUAN	BERAT BERSIH (KG)		PERUB	NILAI FOB (US $)		PERUB
	JAN-JUN 2021	JAN-JUN 2022	%	JAN-JUN 2021	JAN-JUN 2022	%
(1)	(2)	(3)	(4)	(5)	(6)	(7)
DJIBOUTI	183.773	-	-100,00	352.701	-	-100,00
SOUTH AFRICA	960.861	439.764	-54,23	1.980.659	1.507.108	-23,91
MAURITIUS	781.508	260.123	-66,72	2.286.116	1.185.357	-48,15
AUSTRALIA	477.088	404.603	-15,19	1.534.414	1.556.445	1,44
NEW ZEALAND	2.646	1.556	-41,17	25.241	11.434	-54,70
FIJI	5.318	1.632	-69,31	32.508	11.471	-64,71
EAST TIMOR	44.021	25.501	-42,07	36.274	24.686	-31,95
UNITED STATES	13.167.237	8.211.461	-37,64	29.716.776	23.414.003	-21,21
CANADA	704.542	1.202.110	70,62	1.466.926	3.418.222	133,02
MEXICO	4.308.574	4.754.436	10,35	8.822.576	11.654.973	32,10
GUATEMALA	1.335.098	1.321.550	-1,01	3.905.793	5.015.091	28,40
HONDURAS	10.165.632	20.716.428	103,79	29.638.594	91.644.231	209,21
CHILE	790.375	792.518	0,27	2.004.715	2.832.845	41,31
VENEZUELA	136.597	1.051.528	669,80	341.870	3.306.205	867,09
ARGENTINA	4.712.699	2.265.269	-51,93	10.093.425	6.115.454	-39,41
BRAZIL	24.731.799	12.821.613	-48,16	48.976.324	30.028.766	-38,69
COLOMBIA	5.672.093	3.235.749	-42,95	12.054.807	9.025.573	-25,13
URUGUAY	713.308	643.957	-9,72	1.721.096	1.655.742	-3,80
PARAGUAY	248.070	-	-100,00	579.139	-	-100,00
ECUADOR	859.301	780.177	-9,21	1.675.301	1.918.445	14,51
PERU	4.592.994	4.595.141	0,05	10.301.310	17.498.799	69,87
TRINIDAD AND TOBAGO	17.758	29.633	66,88	28.412	71.056	150,09
DOMINICAN REPUBLIC	1.598.622	2.501.119	56,45	4.634.242	10.205.461	120,22
EL SALVADOR	36.931	104.220	182,21	96.273	392.159	307,34
COSTA RICA	23.587	24.209	2,64	45.843	87.985	91,92
UNITED KINGDOM	1.607.896	1.082.567	-32,67	2.946.067	2.695.679	-8,50
NETHERLANDS	629.972	865.301	37,36	1.522.829	3.155.906	107,24
FRANCE	4.817	48	-99,00	9.354	300	-96,79
GERMANY, FED. REP. OF	5.863.184	5.022.713	-14,33	13.629.887	15.887.783	16,57
BELGIUM	4.049.991	3.062.220	-24,39	8.138.082	8.487.943	4,30
DENMARK	97.831	118.537	21,16	195.527	241.073	23,29
NORWAY	213	8.323	3.811,41	1.933	18.223	842,99
SWEDEN	8.538	24.611	188,27	14.321	84.490	489,99
FINLAND	29.703	210	-99,29	78.868	1.481	-98,12
IRELAND	-	64.695	-	-	165.269	-
ITALY	8.216.102	8.143.324	-0,89	17.939.327	22.801.718	27,10
SPAIN	3.494.508	3.303.461	-5,47	7.269.073	8.481.339	16,68
PORTUGAL	3.690.680	2.701.093	-26,81	9.495.986	9.182.248	-3,30
GREECE	278.552	208.369	-25,20	504.659	572.875	13,52
HUNGARY	125.699	104.033	-17,24	540.450	436.329	-19,27
POLAND	1.909.049	1.175.392	-38,43	4.134.827	3.398.187	-17,82
ROMANIA	880.714	558.573	-36,58	1.925.795	1.429.446	-25,77
BULGARIA	61.550	48.443	-21,29	134.139	86.133	-35,79
ARMENIA	7	-	-100,00	3	-	-100,00
BELARUS	19.835	-	-100,00	13.885	-	-100,00
UKRAINE	259.978	63.017	-75,76	299.753	86.257	-71,22
UZBEKISTAN	24.603	-	-100,00	65.024	-	-100,00
LITHUANIA	127.773	81.705	-36,05	312.912	70.269	-77,54
LATVIA	21.319	-	-100,00	35.991	-	-100,00
ESTONIA	147.629	112.805	-23,59	267.600	241.763	-9,65
GEORGIA	82.841	20.843	-74,84	80.645	23.136	-71,31
CROATIA	35.085	-	-100,00	36.679	-	-100,00
SLOVENIA	414.603	961.143	131,82	952.867	2.883.629	202,63
RUSSIA FEDERATION	5.271.093	2.283.479	-56,68	5.540.279	2.865.367	-48,28
KAIN TENUNAN	**52.632.067**	**58.275.669**	**10,72**	**297.059.838**	**358.416.772**	**20,65**
JAPAN	10.796.792	12.470.761	15,50	55.598.138	65.573.432	17,94
HONG KONG	151.478	148.655	-1,86	1.333.984	1.587.803	19,03
KOREA, REPUBLIC OF	1.998.101	2.586.281	29,44	6.503.300	9.405.056	44,62
TAIWAN	473.087	438.287	-7,36	1.593.350	1.848.105	15,99
CHINA	1.255.012	1.156.349	-7,86	8.242.176	8.679.270	5,30
MACAU	2	-	-100,00	138	-	-100,00
PAPUA NEW GUINEA	102.705	46.471	-54,75	610.229	293.866	-51,84
THAILAND	2.185.110	2.280.409	4,36	8.158.595	10.590.253	29,80
SINGAPORE	319.552	409.728	28,22	3.133.036	3.782.589	20,73
PHILIPPINES	1.730.996	1.153.536	-33,36	10.578.456	6.018.112	-43,11
MALAYSIA	8.778.698	8.295.309	-5,51	24.940.792	25.149.464	0,84
MYANMAR	281.024	347.333	23,60	2.769.698	3.501.143	26,41
CAMBODIA	91.956	139.119	51,29	1.729.572	1.468.058	-15,12
BRUNEI DARUSSALAM	53.038	46.394	-12,53	382.197	269.544	-29,48
LAO PEOPLE'S DEM. REP.	45.346	57.006	25,71	431.867	618.841	43,29
NEPAL	8.373	19.945	138,21	44.066	104.560	137,28
VIET NAM	1.099.807	1.360.880	23,74	9.703.210	12.952.094	33,48
MALDIVES	38.271	14.864	-61,16	208.842	134.728	-35,49
INDIA	584.607	1.153.140	97,25	5.149.441	10.580.610	105,47
PAKISTAN	148.004	47.290	-68,05	386.185	212.456	-44,99
BANGLADESH	1.165.672	1.005.133	-13,77	5.645.293	6.567.196	16,33
SRI LANKA	408.479	324.670	-20,52	1.986.609	1.633.257	-17,79
IRAQ	70.399	84.230	19,65	496.816	538.646	8,42
IRAN (ISLAMIC REPUBLIC OF)	224.739	144.573	-35,67	2.048.916	1.258.361	-38,58
SAUDI ARABIA	3.017.716	3.457.771	14,58	20.539.620	24.055.034	17,12
ISRAEL	102.494	59.089	-42,35	409.995	293.339	-28,45
KUWAIT	124.276	287.910	131,67	1.053.652	2.606.390	147,37

https://www.bps.go.id

TABEL 6. PERKEMBANGAN EKSPOR INDONESIA MENURUT KOMODITI DAN NEGARA TUJUAN
JANUARI - JUNI 2021 DAN 2022

KOMODITI / NEGARA TUJUAN	BERAT BERSIH (KG)		PERUB	NILAI FOB (US $)		PERUB
	JAN-JUN 2021	JAN-JUN 2022	%	JAN-JUN 2021	JAN-JUN 2022	%
(1)	(2)	(3)	(4)	(5)	(6)	(7)
JORDAN	19.729	35.188	78,36	15.505	264.569	1.606,30
LEBANON	60.113	176.089	192,93	386.369	980.258	153,71
YEMEN	286.166	103.872	-63,70	1.593.228	704.611	-55,77
OMAN	160.821	187.246	16,43	1.347.538	1.642.163	21,86
TURKEY	1.439.416	1.547.099	7,48	5.920.695	8.204.487	38,57
UNITED ARAB EMIRATES	4.996.360	6.957.443	39,25	42.486.149	60.644.456	42,74
QATAR	368.143	256.560	-30,31	3.346.592	2.387.056	-28,67
BAHRAIN	26.190	31.379	19,81	185.347	229.385	23,76
CYPRUS	531	2.968	458,68	5.666	27.865	391,82
EGYPT	433.676	341.531	-21,25	3.573.868	3.098.364	-13,31
LIBYAN ARAB JAMAHIRIYA	17.073	7.025	-58,85	135.977	89.146	-34,44
MOROCCO	23.400	25.165	7,54	223.761	343.018	53,30
TUNISIA	18.704	7	-99,97	158.208	51	-99,97
SUDAN	167.402	91.453	-45,37	1.211.671	719.590	-40,61
NAMIBIA	208	2	-99,04	1.650	49	-97,05
ETHIOPIA	12.542	-	-100,00	69.000	-	-100,00
TANZANIA, UNITED REP. OF	420.057	745.240	77,41	2.681.070	4.549.103	69,67
MADAGASCAR	292.733	373.714	27,66	1.881.922	2.769.417	47,16
SOMALIA	433.295	546.119	26,04	3.997.407	4.192.588	4,88
KENYA	475.354	450.156	-5,30	3.470.297	3.483.957	0,39
REUNION	50	-	-100,00	965	-	-100,00
MOZAMBIQUE	-	190	-	-	19	-
TOGO	79.792	56.707	-28,93	383.177	318.812	-16,80
GHANA	152.020	46.218	-69,60	670.389	253.658	-62,16
GUINEA	365	-	-100,00	75	-	-100,00
NIGERIA	2.940	2.659	-9,56	40.649	38.133	-6,19
COTE D'IVOIRE	-	77	-	-	2.414	-
SENEGAL	14	-	-100,00	210	-	-100,00
DJIBOUTI	45.797	12.365	-73,00	160.268	45.688	-71,49
SOUTH AFRICA	126.021	138.297	9,74	855.316	1.016.486	18,84
ZIMBABWE	44.267	-	-100,00	52.864	-	-100,00
MAURITIUS	4.320	13.210	205,80	27.755	90.668	226,68
DEMOCRATIC REP. OF THE CONGO	-	565	-	-	6.154	-
AUSTRALIA	620.342	740.550	19,38	4.302.321	4.654.970	8,20
NEW ZEALAND	148.220	130.197	-12,16	948.040	757.017	-20,15
MICRONESIA, FED. STATES OF	9.182	5.694	-37,99	125.221	84.036	-32,89
NEW CALEDONIA	442	940	112,67	6.027	9.738	61,57
WALLIS AND FUTUNA ISLANDS	1	-	-100,00	31	-	-100,00
FIJI	84.215	150.182	78,33	898.289	1.853.029	106,28
EAST TIMOR	27.344	23.723	-13,24	80.988	63.213	-21,95
UNITED STATES	2.832.549	3.549.490	25,31	20.643.235	25.488.559	23,47
CANADA	196.828	159.836	-18,79	1.765.224	1.426.901	-19,17
MEXICO	82.090	190.972	132,64	700.140	1.994.787	184,91
GUATEMALA	8.089	41.368	411,41	74.508	167.323	124,57
HONDURAS	-	8.340	-	-	44.312	-
PANAMA	30.915	90.831	193,80	231.422	571.383	146,90
SURINAME	40.616	3.642	-91,03	183.835	19.550	-89,37
CHILE	39.219	66.293	69,03	140.314	319.815	127,93
ARGENTINA	3.632	52.832	1.354,74	18.793	393.412	1.993,36
BRAZIL	172.029	81.956	-52,36	1.219.609	906.492	-25,67
COLOMBIA	58.780	62.139	5,71	388.700	504.539	29,80
URUGUAY	-	230	-	-	2.756	-
ECUADOR	1.945	35.058	1.702,13	18.765	282.914	1.407,66
PERU	22.085	44.441	101,22	119.519	278.520	133,03
TRINIDAD AND TOBAGO	-	24.178	-	-	81.029	-
PUERTO RICO	9.389	21.964	133,94	52.509	134.422	156,00
DOMINICAN REPUBLIC	-	17.752	-	-	173.454	-
EL SALVADOR	-	1.440	-	-	9.518	-
COSTA RICA	14.961	22.778	52,25	80.526	128.294	59,32
ANTIGUA AND BARBUDA	9.558	1.282	-86,59	81.271	15.030	-81,51
FRENCH POLYNESIA	7.472	8.554	14,48	105.384	100.577	-4,56
MARTINIQUE	-	448	-	-	894	-
GUADELOUPE	-	4	-	-	356	-
SAINT KITTS AND NEVIS	-	89	-	-	1.965	-
VIRGIN ISLANDS (BRITISH)	115	-	-100,00	1.697	-	-100,00
UNITED KINGDOM	306.463	452.342	47,60	2.543.026	3.787.551	48,94
NETHERLANDS	769.806	934.560	21,40	4.850.858	6.160.968	27,01
FRANCE	12.501	47.558	280,44	128.651	405.470	215,17
GERMANY, FED. REP. OF	122.514	278.713	127,50	776.726	1.903.133	145,02
BELGIUM	325.697	9.838	-96,98	948.374	56.362	-94,06
SWITZERLAND	452	268	-40,58	9.561	4.032	-57,83
DENMARK	18.963	1.423	-92,50	220.168	28.053	-87,26
NORWAY	42	-	-100,00	495	-	-100,00
SWEDEN	957	281	-70,61	9.727	3.995	-58,93
FINLAND	2	-	-100,00	5	-	-100,00
IRELAND	-	134	-	-	6.945	-
ITALY	187.877	496.242	164,13	1.187.014	2.900.930	144,39
SPAIN	179.936	337.221	87,41	966.666	2.809.518	190,64
PORTUGAL	520.415	28.144	-94,59	2.175.050	191.762	-91,18
GREECE	86.210	137.855	59,91	520.866	1.056.476	102,83
HUNGARY	48.013	43.108	-10,22	599.440	585.691	-2,29
POLAND	2.449	11.282	360,61	20.175	95.859	375,14
ROMANIA	6.579	12.685	92,81	14.789	184.448	1.147,22

https://www.bps.go.id

TABEL 6. PERKEMBANGAN EKSPOR INDONESIA MENURUT KOMODITI DAN NEGARA TUJUAN
JANUARI - JUNI 2021 DAN 2022

KOMODITI / NEGARA TUJUAN	BERAT BERSIH (KG)		PERUB	NILAI FOB (US $)		PERUB
	JAN-JUN 2021	JAN-JUN 2022	%	JAN-JUN 2021	JAN-JUN 2022	%
(1)	(2)	(3)	(4)	(5)	(6)	(7)
BULGARIA	11.038	2.441	-77,89	71.134	30.958	-56,48
ALBANIA	7.501	-	-100,00	39.729	-	-100,00
BELARUS	1	-	-100,00	18	-	-100,00
UKRAINE	10.065	5.896	-41,42	107.412	67.657	-37,01
LITHUANIA	102.108	10	-99,99	134.871	225	-99,83
LATVIA	-	6.627	-	-	48.017	-
ESTONIA	-	706	-	-	7.895	-
CROATIA	22	4.994	22.602,23	357	54.324	15.106,28
MALTA	3	-	-100,00	307	-	-100,00
SLOVENIA	54.270	162.919	200,20	444.936	1.056.606	137,47
RUSSIA FEDERATION	74.935	79.540	6,14	541.352	676.721	25,01
SERAT STAPEL BUATAN	**327.284.819**	**328.066.425**	**0,24**	**496.614.841**	**570.360.379**	**14,85**
JAPAN	9.405.171	8.792.533	-6,51	14.633.926	15.700.367	7,29
HONG KONG	-	2.064	-	-	14.004	-
KOREA, REPUBLIC OF	1.255.979	1.229.854	-2,08	1.878.132	1.812.642	-3,49
TAIWAN	7.625.726	6.131.668	-19,59	12.896.770	11.489.960	-10,91
CHINA	20.376.526	16.612.476	-18,47	37.939.232	35.676.311	-5,96
THAILAND	4.486.595	3.791.586	-15,49	7.282.786	6.125.522	-15,89
SINGAPORE	15	126	725,36	95	1.214	1.182,31
PHILIPPINES	409.382	358.471	-12,44	428.408	362.923	-15,29
MALAYSIA	4.119.133	9.622.799	133,61	6.643.454	15.765.589	137,31
VIET NAM	16.234.724	14.423.876	-11,15	20.651.569	19.204.215	-7,01
INDIA	14.963.022	23.999.204	60,39	22.337.936	41.930.769	87,71
PAKISTAN	74.261.578	57.125.097	-23,08	118.131.546	101.665.740	-13,94
BANGLADESH	41.685.634	53.762.438	28,97	57.552.190	91.611.838	59,18
SRI LANKA	447.734	-	-100,00	437.333	-	-100,00
SAUDI ARABIA	387.543	226.162	-41,64	375.610	291.242	-22,46
ISRAEL	2.215.850	3.804.186	71,68	3.524.600	7.233.226	105,22
KUWAIT	-	21.475	-	-	27.842	-
JORDAN	574.535	74.284	-87,07	560.289	68.341	-87,80
OMAN	151.393	24.395	-83,89	182.889	47.821	-73,85
TURKEY	49.864.220	52.576.569	5,44	90.289.047	107.427.158	18,98
UNITED ARAB EMIRATES	4.476.694	4.542.456	1,47	7.946.638	7.737.135	-2,64
QATAR	24.465	-	-100,00	29.474	-	-100,00
BAHRAIN	12.000	11.817	-1,53	11.210	15.170	35,32
EGYPT	1.005.373	566.095	-43,69	1.660.985	1.198.015	-27,87
MOROCCO	737.498	462.305	-37,31	1.113.542	741.987	-33,37
TUNISIA	50.200	-	-100,00	50.657	-	-100,00
ALGERIA	25.000	25.000	0,00	46.250	73.791	59,55
KENYA	142.620	83.983	-41,11	272.534	155.826	-42,82
TOGO	42.114	21.039	-50,04	46.753	26.930	-42,40
GHANA	42.997	42.656	-0,79	50.306	54.608	8,55
ANGOLA	73.336	-	-100,00	88.678	-	-100,00
NIGERIA	24.220	-	-100,00	56.447	-	-100,00
SOUTH AFRICA	65.465	-	-100,00	161.669	-	-100,00
MAURITIUS	120.273	241.521	100,81	208.506	487.535	133,82
AUSTRALIA	2.561.177	2.401.063	-6,25	2.643.143	2.809.274	6,29
NEW ZEALAND	287.065	197.482	-31,21	275.648	228.403	-17,14
BRITISH INDIAN OCEAN TERRITORY	-	190.013	-	-	384.751	-
UNITED STATES	25.233.936	31.985.530	26,76	28.955.474	47.596.743	64,38
CANADA	112.140	42.626	-61,99	97.098	58.398	-39,86
MEXICO	986.769	2.268.871	129,93	1.690.615	3.322.560	96,53
GUATEMALA	91.330	247.475	170,97	97.264	366.519	276,83
HONDURAS	115.000	-	-100,00	322.000	-	-100,00
VENEZUELA	-	42.748	-	-	50.423	-
ARGENTINA	999.795	238.091	-76,19	1.178.257	405.970	-65,54
BRAZIL	7.041.112	7.358.697	4,51	11.210.026	14.638.206	30,58
COLOMBIA	1.629.850	2.192.815	34,54	1.631.756	2.661.082	63,08
ECUADOR	126.471	283.790	124,39	126.940	366.852	189,00
PERU	1.700.058	306.565	-81,97	2.557.909	443.891	-82,65
JAMAICA	20.720	40.628	96,08	21.963	53.426	143,25
DOMINICAN REPUBLIC	45.000	-	-100,00	38.950	-	-100,00
EL SALVADOR	355.000	853.000	140,28	569.551	1.343.827	135,94
COSTA RICA	64.164	300.000	367,55	54.537	376.310	590,01
UNITED KINGDOM	5.954.069	4.873.048	-18,16	5.262.891	4.638.979	-11,85
NETHERLANDS	294.005	325.809	10,82	517.555	548.584	6,00
FRANCE	223.603	234.200	4,74	426.900	393.802	-7,75
GERMANY, FED. REP. OF	4.745.501	4.611.288	-2,83	4.661.969	7.773.325	66,74
AUSTRIA	-	1.143	-	-	956	-
BELGIUM	2.700.687	2.566.360	-4,97	3.028.442	3.262.805	7,74
FINLAND	796.600	24.100	-96,97	1.407.576	45.003	-96,80
IRELAND	1	97.509	13.929.742,86	1	124.028	23.851.498,08
ITALY	1.285.844	901.986	-29,85	1.639.457	1.117.951	-31,81
SPAIN	5.440.472	2.865.320	-47,33	7.442.298	3.941.201	-47,04
PORTUGAL	700.257	42.578	-93,92	564.223	50.878	-90,98
GREECE	142.800	119.000	-16,67	125.379	102.864	-17,96
POLAND	2.750.170	1.563.835	-43,14	2.801.001	2.015.189	-28,05
ROMANIA	43.021	70.557	64,01	35.277	112.186	218,01
BULGARIA	632.473	688.154	8,80	475.035	631.446	32,93
UZBEKISTAN	73.000	25.000	-65,75	149.600	49.500	-66,91
LITHUANIA	314.061	48.108	-84,68	345.602	85.633	-75,22
LATVIA	529.493	121.715	-77,01	948.853	264.681	-72,11

https://www.bps.go.id

TABEL 6. PERKEMBANGAN EKSPOR INDONESIA MENURUT KOMODITI DAN NEGARA TUJUAN
JANUARI - JUNI 2021 DAN 2022

KOMODITI / NEGARA TUJUAN	BERAT BERSIH (KG)		PERUB	NILAI FOB (US $)		PERUB
	JAN-JUN 2021	JAN-JUN 2022	%	JAN-JUN 2021	JAN-JUN 2022	%
(1)	(2)	(3)	(4)	(5)	(6)	(7)
CROATIA	22.000	-	-100,00	21.550	-	-100,00
CZECH REPUBLIC	150	60	-60,00	15.930	6.980	-56,18
RUSSIA FEDERATION	3.960.013	1.361.127	-65,63	7.784.709	3.140.034	-59,66
SERAT/BENANG/STRIP FILAMEN BUATAN	**94.732.750**	**79.291.554**	**-16,30**	**168.059.225**	**180.377.038**	**7,33**
JAPAN	7.902.910	9.524.533	20,52	19.611.728	24.879.676	26,86
HONG KONG	54.905	30.877	-43,76	295.665	172.772	-41,57
KOREA, REPUBLIC OF	1.942.841	2.208.492	13,67	3.786.726	4.783.549	26,32
TAIWAN	902.461	493.537	-45,31	3.290.453	2.531.786	-23,06
CHINA	1.559.648	690.468	-55,73	3.275.230	3.068.694	-6,31
THAILAND	10.277.962	10.336.187	0,57	22.093.176	32.584.359	47,49
SINGAPORE	14.249	53.561	275,88	336.804	600.757	78,37
PHILIPPINES	100.738	130.521	29,57	296.845	372.928	25,63
MALAYSIA	436.263	493.831	13,20	1.264.371	1.191.034	-5,80
MYANMAR	23.407	313.765	1.240,48	93.281	1.574.374	1.587,78
CAMBODIA	22.205	20.402	-8,12	87.996	98.539	11,98
BRUNEI DARUSSALAM	55	-	-100,00	39	-	-100,00
VIET NAM	8.277.193	5.044.684	-39,05	16.785.988	15.076.328	-10,19
INDIA	16.232.906	11.334.789	-30,17	23.816.348	19.260.794	-19,13
PAKISTAN	1.672.164	750.411	-55,12	2.565.403	1.098.279	-57,19
BANGLADESH	1.809.097	2.097.140	15,92	3.297.429	4.766.265	44,54
SRI LANKA	46.766	35.012	-25,13	83.319	115.740	38,91
SAUDI ARABIA	-	47.203	-	-	74.544	-
ISRAEL	633	115	-81,81	1.012	5.123	406,18
KUWAIT	-	1.364	-	-	18.323	-
JORDAN	145.215	-	-100,00	204.602	-	-100,00
TURKEY	6.931.500	3.949.017	-43,03	10.543.300	7.148.344	-32,20
UNITED ARAB EMIRATES	186.042	144.927	-22,10	347.737	378.863	8,95
EGYPT	4.044.860	1.533.908	-62,08	4.715.096	2.519.458	-46,57
LIBYAN ARAB JAMAHIRIYA	-	23.874	-	-	46.148	-
MOROCCO	355.507	442.294	24,41	542.378	961.212	77,22
TUNISIA	533.409	658.021	23,36	896.402	1.366.886	52,49
ALGERIA	330.975	-	-100,00	686.279	-	-100,00
TANZANIA, UNITED REP. OF	110.611	-	-100,00	135.819	-	-100,00
MADAGASCAR	-	11	-	-	12	-
KENYA	219.400	-	-100,00	278.193	-	-100,00
MOZAMBIQUE	21.072	-	-100,00	26.607	-	-100,00
TOGO	11.921	-	-100,00	70.889	-	-100,00
SENEGAL	-	10	-	-	58	-
MAURITANIA	-	3.895	-	-	21.650	-
SWAZILAND	58.510	79.974	36,69	102.433	178.494	74,25
SOUTH AFRICA	813.047	491.058	-39,60	1.534.934	1.122.700	-26,86
MAURITIUS	-	23	-	-	1.811	-
AUSTRALIA	136.553	171.936	25,91	383.112	533.063	39,14
NEW ZEALAND	23.827	49.100	106,06	46.222	107.874	133,38
FIJI	218	-	-100,00	2.254	-	-100,00
EAST TIMOR	-	211	-	-	70	-
UNITED STATES	11.813.440	12.757.032	7,99	17.177.357	23.405.582	36,26
CANADA	2.062.254	734.710	-64,37	2.949.041	1.316.713	-55,35
MEXICO	2.156.687	1.459.325	-32,33	3.493.394	3.211.478	-8,07
CHILE	71.520	54.720	-23,49	125.067	97.591	-21,97
VENEZUELA	9.090	10.956	20,53	12.907	18.658	44,55
ARGENTINA	1.376.407	2.809.738	104,14	2.193.175	4.964.660	126,37
BRAZIL	2.864.793	1.204.814	-57,94	5.104.027	3.050.281	-40,24
COLOMBIA	139.954	91.380	-34,71	223.279	182.803	-18,13
BOLIVIA	23.000	22.704	-1,29	34.946	36.198	3,58
URUGUAY	-	234	-	-	4.261	-
PARAGUAY	241	-	-100,00	4.195	-	-100,00
ECUADOR	200.520	208.165	3,81	306.378	425.324	38,82
PERU	58.049	54.183	-6,66	169.344	202.664	19,68
GUYANA	240	620	158,33	600	4.166	594,40
BAHAMAS	25.200	-	-100,00	25.983	-	-100,00
EL SALVADOR	10.344	-	-100,00	40.735	-	-100,00
COSTA RICA	1	-	-100,00	54	-	-100,00
UNITED KINGDOM	340.883	483.623	41,87	636.580	1.027.863	61,47
NETHERLANDS	397.975	1.040.352	161,41	677.884	1.903.532	180,81
FRANCE	154.446	55.539	-64,04	237.410	135.949	-42,74
GERMANY, FED. REP. OF	2.330.313	1.821.397	-21,84	4.014.456	3.521.530	-12,28
BELGIUM	831.558	699.391	-15,89	1.202.140	1.398.641	16,35
DENMARK	400.422	261.620	-34,66	701.538	534.533	-23,81
NORWAY	-	625	-	-	4.827	-
SWEDEN	7.267	20	-99,72	128.350	47	-99,96
FINLAND	32.928	32.928	0,00	59.516	69.670	17,06
ITALY	2.183.147	2.493.759	14,23	3.608.740	4.699.755	30,23
SPAIN	591.448	395.051	-33,21	961.014	756.630	-21,27
PORTUGAL	501.323	514.590	2,65	733.734	851.595	16,06
GREECE	69.522	23.334	-66,44	120.070	52.909	-55,93
HUNGARY	21.546	26.151	21,38	203.751	218.405	7,19
POLAND	23.125	8.902	-61,50	55.282	23.824	-56,90
ROMANIA	152.385	250.097	64,12	228.827	501.795	119,29
BULGARIA	428.839	554.101	29,21	657.839	915.795	39,21
LATVIA	147	445	202,38	10.090	9.746	-3,41
SLOVENIA	20.205	40.213	99,03	34.348	75.431	119,61

https://www.bps.go.id

TABEL 6. PERKEMBANGAN EKSPOR INDONESIA MENURUT KOMODITI DAN NEGARA TUJUAN
JANUARI - JUNI 2021 DAN 2022

KOMODITI / NEGARA TUJUAN	BERAT BERSIH (KG)		PERUB	NILAI FOB (US $)		PERUB
	JAN-JUN 2021	JAN-JUN 2022	%	JAN-JUN 2021	JAN-JUN 2022	%
(1)	(2)	(3)	(4)	(5)	(6)	(7)
CZECH REPUBLIC	26.186	1.338	-94,89	80.315	15.791	-80,34
RUSSIA FEDERATION	208.279	24.349	-88,31	348.788	77.886	-77,67
KAIN RAJUTAN	**10.180.481**	**9.793.985**	**-3,80**	**62.187.184**	**67.850.100**	**9,11**
JAPAN	368.802	351.364	-4,73	2.001.762	2.299.289	14,86
HONG KONG	97.597	56.254	-42,36	821.067	552.105	-32,76
KOREA, REPUBLIC OF	398.312	184.283	-53,73	1.666.562	860.416	-48,37
TAIWAN	53.140	32.225	-39,36	271.376	142.752	-47,40
CHINA	245.614	247.646	0,83	2.150.809	1.939.780	-9,81
MACAU	2	-	-100,00	3	-	-100,00
THAILAND	433.929	548.523	26,41	3.116.479	3.733.384	19,79
SINGAPORE	188.943	72.941	-61,40	1.662.586	465.254	-72,02
PHILIPPINES	412.866	376.152	-8,89	2.143.394	2.805.975	30,91
MALAYSIA	243.581	282.152	15,84	1.139.119	1.718.706	50,88
MYANMAR	23.171	62.355	169,11	224.855	472.413	110,10
CAMBODIA	363.644	104.388	-71,29	2.497.980	929.161	-62,80
BRUNEI DARUSSALAM	283	182	-35,72	332	279	-15,87
LAO PEOPLE'S DEM. REP.	510	17.179	3.271,02	6.425	288.468	4.389,63
VIET NAM	3.970.401	2.922.620	-26,39	24.254.249	23.289.169	-3,98
MALDIVES	2.568	2.864	11,54	10.938	14.391	31,57
INDIA	236.528	367.915	55,55	464.952	990.351	113,00
PAKISTAN	5.576	2.637	-52,71	43.524	19.326	-55,60
BANGLADESH	170.903	275.803	61,38	1.074.887	2.135.858	98,71
SRI LANKA	182.255	438.017	140,33	1.734.755	5.639.257	225,08
JORDAN	630.233	496.241	-21,26	4.990.656	4.846.000	-2,90
TURKEY	7	-	-100,00	304	-	-100,00
UNITED ARAB EMIRATES	7.921	20.975	164,79	48.167	202.275	319,95
EGYPT	28.378	60.702	113,90	34.054	482.167	1.315,89
TUNISIA	-	19	-	-	644	-
ETHIOPIA	-	117.347	-	-	969.557	-
KENYA	-	84	-	-	15	-
SIERRA LEONE	1	-	-100,00	0	-	-100,00
SENEGAL	6.000	-	-100,00	525	-	-100,00
SOUTH AFRICA	13.150	10.840	-17,57	44.183	64.019	44,89
MAURITIUS	1.649	901	-45,33	14.720	9.134	-37,95
AUSTRALIA	108.877	148.593	36,48	781.251	838.295	7,30
NEW ZEALAND	82.797	29.840	-63,96	708.346	228.998	-67,67
FIJI	-	715	-	-	2.866	-
EAST TIMOR	990	3.817	285,53	4.987	7.727	54,94
UNITED STATES	475.264	87.420	-81,61	2.795.600	648.549	-76,80
CANADA	43	16.369	38.387,09	2.380	40.256	1.591,45
MEXICO	1.477	87.723	5.840,62	7.343	379.733	5.071,14
GUATEMALA	3.575	-	-100,00	26.109	-	-100,00
HONDURAS	64.930	89.106	37,23	967.018	1.532.402	58,47
NICARAGUA	-	25	-	-	50	-
PANAMA	-	268	-	-	13.777	-
BRAZIL	7.008	2.904	-58,57	48.746	34.241	-29,76
COLOMBIA	508	195	-61,49	8.684	3.301	-61,99
DOMINICAN REPUBLIC	154	-	-100,00	260	-	-100,00
EL SALVADOR	2.202	38.195	1.634,42	26.474	601.062	2.170,39
HAITI	170.766	-	-100,00	880.166	-	-100,00
FRENCH POLYNESIA	687	-	-100,00	9.865	-	-100,00
VIRGIN ISLANDS (BRITISH)	-	4	-	-	9	-
UNITED KINGDOM	2.439	185	-92,42	15.867	1.541	-90,29
NETHERLANDS	202.491	224.105	10,67	535.184	653.874	22,18
FRANCE	785	62.750	7.893,59	27.697	209.414	656,09
GERMANY, FED. REP. OF	221	1.040	369,85	1.787	23.669	1.224,64
BELGIUM	160.912	129.498	-19,52	681.529	442.898	-35,01
SWITZERLAND	2	1	-66,67	3	1	-66,67
DENMARK	9.978	-	-100,00	27.232	-	-100,00
SWEDEN	7.943	207	-97,40	20.031	3.089	-84,58
ITALY	517.945	1.302.169	151,41	2.756.001	5.314.958	92,85
SPAIN	1.750	201	-88,51	16.433	7.320	-55,45
PORTUGAL	42	135.843	320.284,43	705	604.762	85.699,43
GREECE	210.392	10	-100,00	1.130.469	4	-100,00
HUNGARY	660	-	-100,00	5.577	-	-100,00
ROMANIA	10.921	-	-100,00	25.289	-	-100,00
MALTA	-	100	-	-	100	-
SLOVAKIA	-	43	-	-	758	-
SLOVENIA	48.590	380.050	682,16	253.072	1.386.302	447,79
RUSSIA FEDERATION	170	-	-100,00	4.418	-	-100,00
KAIN SULAMAN/BORDIR	**101.051**	**73.373**	**-27,39**	**1.252.587**	**1.266.904**	**1,14**
JAPAN	202	541	167,71	10.950	21.338	94,86
HONG KONG	273	19	-92,87	13.746	2.957	-78,49
KOREA, REPUBLIC OF	0	3	760,00	7	1.032	15.536,36
CHINA	13	24	82,01	173	127.876	74.012,44
THAILAND	42.287	36.124	-14,57	343.504	302.415	-11,96
SINGAPORE	1.895	772	-59,27	36.056	25.895	-28,18
PHILIPPINES	-	156	-	-	6.966	-
MALAYSIA	5.752	6.997	21,65	227.481	300.327	32,02
CAMBODIA	283	-	-100,00	10.499	-	-100,00
VIET NAM	-	9	-	-	37	-

https://www.bps.go.id

TABEL 6. PERKEMBANGAN EKSPOR INDONESIA MENURUT KOMODITI DAN NEGARA TUJUAN
JANUARI - JUNI 2021 DAN 2022

KOMODITI / NEGARA TUJUAN	BERAT BERSIH (KG)		PERUB	NILAI FOB (US $)		PERUB
	JAN-JUN 2021	JAN-JUN 2022	%	JAN-JUN 2021	JAN-JUN 2022	%
(1)	(2)	(3)	(4)	(5)	(6)	(7)
INDIA	3.378	2.339	-30,76	74.479	57.025	-23,43
BANGLADESH	7.207	1.313	-81,79	127.881	36.504	-71,45
SRI LANKA	67	-	-100,00	2.111	-	-100,00
SAUDI ARABIA	-	5.373	-	-	38.601	-
UNITED ARAB EMIRATES	16.778	5.180	-69,13	193.265	55.540	-71,26
EGYPT	-	572	-	-	11.423	-
SOUTH AFRICA	-	137	-	-	7.950	-
AUSTRALIA	3.364	311	-90,76	30.037	19.470	-35,18
NEW ZEALAND	128	179	39,62	2.846	5.248	84,40
EAST TIMOR	1.459	2.194	50,41	313	1.934	518,41
UNITED STATES	404	911	125,58	13.099	78.698	500,79
CANADA	5.309	5.676	6,90	43.877	47.750	8,83
CHILE	1.445	2.133	47,58	34.072	49.919	46,51
UNITED KINGDOM	188	74	-60,63	7.018	3.273	-53,36
NETHERLANDS	7.645	-	-100,00	5.926	-	-100,00
FRANCE	1.131	1.415	25,08	29.515	46.803	58,57
PORTUGAL	1.312	134	-89,83	38.575	5.732	-85,14
GREECE	110	-	-100,00	1.942	-	-100,00
POLAND	-	34	-	-	2.856	-
ROMANIA	-	755	-	-	9.338	-
BELARUS	420	-	-100,00	5.217	-	-100,00
SERAT TEKSTIL	**33.017.314**	**32.867.552**	**-0,45**	**20.303.584**	**23.303.953**	**14,78**
JAPAN	5.443.020	6.279.234	15,36	2.129.734	2.184.467	2,57
HONG KONG	340	380	11,76	11.146	171	-98,47
KOREA, REPUBLIC OF	2.494.569	3.484.276	39,67	657.221	639.307	-2,73
TAIWAN	607.915	2.296.536	277,77	938.742	3.537.570	276,84
CHINA	14.631.926	12.329.119	-15,74	3.656.334	2.872.299	-21,44
THAILAND	1.700.964	1.632.035	-4,05	2.271.033	2.688.303	18,37
SINGAPORE	11.830	1.025	-91,34	400.917	29.107	-92,74
PHILIPPINES	546.309	173.705	-68,20	1.136.557	455.029	-59,96
MALAYSIA	1.081.299	570.492	-47,24	548.239	900.080	64,18
MYANMAR	17.756	3.516	-80,20	70.137	15.838	-77,42
BRUNEI DARUSSALAM	3.867	95.823	2.378,23	34.576	72.758	110,43
VIET NAM	5.531.227	2.152.224	-61,09	6.544.427	2.665.918	-59,26
INDIA	316.035	461.976	46,18	357.695	666.878	86,44
PAKISTAN	-	2.425.499	-	-	3.897.926	-
BANGLADESH	422.494	472.245	11,78	1.294.039	2.026.573	56,61
SRI LANKA	23.630	-	-100,00	5.907	-	-100,00
IRAN (ISLAMIC REPUBLIC OF)	20.826	24.414	17,23	86.438	105.677	22,26
SAUDI ARABIA	-	130	-	-	474	-
ISRAEL	20.424	22.000	7,72	16.070	7.260	-54,82
UNITED ARAB EMIRATES	-	7.965	-	-	18.618	-
QATAR	1.000	1.613	61,30	1.882	1.216	-35,37
CYPRUS	-	250	-	-	450	-
AUSTRALIA	72.160	161.898	124,36	19.001	40.509	113,20
EAST TIMOR	2.680	12.229	356,25	6.284	6.661	6,00
UNITED STATES	43.763	189.494	333,00	95.660	339.298	254,69
CHILE	20	-	-100,00	345	-	-100,00
UNITED KINGDOM	107	283	164,67	5.710	10.777	88,74
NETHERLANDS	71	-	-100,00	53	-	-100,00
FRANCE	33	1.021	2.993,33	696	88	-87,33
GERMANY, FED. REP. OF	100	65.739	65.638,60	131	109.378	83.496,40
ITALY	21.060	-	-100,00	4.290	-	-100,00
SPAIN	1.672	2.184	30,62	10.072	11.042	9,64
GREECE	-	250	-	-	281	-
MALTA	217	-	-100,00	250	-	-100,00
SUTRA	**41.850**	**14.255**	**-65,94**	**58.414**	**77.145**	**32,07**
JAPAN	13	63	375,45	358	22.544	6.202,42
CHINA	11	8	-23,81	353	13	-96,45
THAILAND	-	3	-	-	11	-
SINGAPORE	43	7	-84,19	6.056	966	-84,05
MALAYSIA	34.107	3.431	-89,94	46.864	33.093	-29,38
BRUNEI DARUSSALAM	-	539	-	-	1.482	-
INDIA	-	1.123	-	-	12.089	-
UNITED ARAB EMIRATES	-	116	-	-	90	-
QATAR	156	-	-100,00	324	-	-100,00
EAST TIMOR	5.580	8.839	58,41	824	2.696	227,18
UNITED STATES	12	25	120,00	1.689	73	-95,65
CANADA	8	-	-100,00	60	-	-100,00
GERMANY, FED. REP. OF	1.920	-	-100,00	1.886	-	-100,00
SWEDEN	-	92	-	-	2.734	-
ITALY	-	11	-	-	1.355	-
BARANG TEKSTIL LAINNYA	**67.155.505**	**66.326.911**	**-1,23**	**287.828.517**	**308.416.677**	**7,15**
JAPAN	16.401.018	16.619.778	1,33	76.068.077	77.804.470	2,28
HONG KONG	271.792	90.106	-66,85	2.166.191	988.512	-54,37
KOREA, REPUBLIC OF	3.451.773	3.302.886	-4,31	17.839.775	21.829.593	22,36
TAIWAN	1.254.720	2.086.094	66,26	4.985.928	11.914.579	138,96
CHINA	2.751.630	2.623.724	-4,65	14.983.769	12.795.323	-14,61
MONGOLIA	-	78	-	-	2.444	-
PAPUA NEW GUINEA	151.240	1.287	-99,15	280.756	17.510	-93,76

https://www.bps.go.id

TABEL 6. PERKEMBANGAN EKSPOR INDONESIA MENURUT KOMODITI DAN NEGARA TUJUAN
JANUARI - JUNI 2021 DAN 2022

KOMODITI / NEGARA TUJUAN	BERAT BERSIH (KG)		PERUB	NILAI FOB (US $)		PERUB
	JAN-JUN 2021	JAN-JUN 2022	%	JAN-JUN 2021	JAN-JUN 2022	%
(1)	(2)	(3)	(4)	(5)	(6)	(7)
THAILAND	2.143.931	3.747.773	74,81	7.902.289	13.588.579	71,96
SINGAPORE	1.557.851	1.314.392	-15,63	8.758.542	8.126.089	-7,22
PHILIPPINES	1.673.343	791.636	-52,69	3.986.611	2.674.792	-32,91
MALAYSIA	2.735.000	2.695.437	-1,45	7.936.523	9.731.800	22,62
MYANMAR	74.370	164.251	120,86	813.476	1.934.641	137,82
CAMBODIA	46.610	54.109	16,09	305.309	285.406	-6,52
BRUNEI DARUSSALAM	90.302	30.722	-65,98	388.539	187.675	-51,70
LAO PEOPLE'S DEM. REP.	318	362	13,93	5.394	6.620	22,73
NEPAL	-	381	-	-	13.672	-
VIET NAM	3.055.436	3.086.069	1,00	12.469.224	13.258.738	6,33
MALDIVES	15.402	6.631	-56,95	255.023	182.601	-28,40
INDIA	4.075.253	3.233.311	-20,66	15.244.065	18.200.270	19,39
PAKISTAN	273.455	167.806	-38,64	1.089.588	772.429	-29,11
BANGLADESH	467.932	403.111	-13,85	1.359.344	1.069.065	-21,35
SRI LANKA	384.215	268.735	-30,06	1.853.584	1.662.990	-10,28
IRAQ	125.147	152.410	21,78	341.846	483.783	41,52
IRAN (ISLAMIC REPUBLIC OF)	112.596	114.434	1,63	580.418	630.968	8,71
SAUDI ARABIA	1.409.503	854.343	-39,39	1.736.224	2.043.183	17,68
ISRAEL	3.356	5.922	76,48	44.342	78.504	77,04
KUWAIT	11.765	23.444	99,27	147.805	210.109	42,15
JORDAN	36	6	-84,17	3.761	107	-97,14
LEBANON	65	695	972,99	6.561	19.035	190,14
YEMEN	57	-	-100,00	282	-	-100,00
OMAN	4.544	94	-97,93	14.496	2.192	-84,88
TURKEY	6.775	16.448	142,77	271.613	471.304	73,52
UNITED ARAB EMIRATES	282.731	456.672	61,52	1.580.733	2.567.913	62,45
QATAR	70.575	2.690.976	3.712,91	109.260	4.734.786	4.233,48
BAHRAIN	79.266	159.534	101,26	38.443	109.221	184,11
CYPRUS	-	53	-	-	251	-
EGYPT	22.639	9.034	-60,10	278.343	73.263	-73,68
MOROCCO	316.691	290.706	-8,21	2.050.986	1.921.025	-6,34
TUNISIA	1.311	24.450	1.765,66	62.231	47.793	-23,20
ALGERIA	191	15.920	8.226,19	1.564	51.667	3.203,13
SUDAN	-	0	-	-	36	-
NAMIBIA	-	85	-	-	2.375	-
ETHIOPIA	8.000	-	-100,00	14.000	-	-100,00
TANZANIA, UNITED REP. OF	54.918	66.031	20,24	97.949	267.726	173,33
MADAGASCAR	25.595	2.436	-90,48	109.712	37.705	-65,63
SOMALIA	47.509	4.560	-90,40	285.981	6.636	-97,68
KENYA	297.448	263.501	-11,41	1.215.223	1.027.707	-15,43
REUNION	7.349	3.190	-56,60	45.855	38.800	-15,38
MOZAMBIQUE	6.695	169.892	2.437,66	39.170	440.510	1.024,62
TOGO	23.426	47.633	103,34	41.016	73.288	78,68
GHANA	14.580	-	-100,00	48.002	-	-100,00
LIBERIA	15.000	-	-100,00	52.201	-	-100,00
GUINEA	204	8.235	3.936,76	957	2.261	136,38
ANGOLA	10.212	21.449	110,04	25.672	48.707	89,73
CONGO	15	50	233,33	84	126	50,18
CAMEROON	254.211	71.917	-71,71	687.556	166.474	-75,79
NIGERIA	45.180	27.513	-39,10	7.359	81.503	1.007,50
GABON	3	-	-100,00	10	-	-100,00
COTE D'IVOIRE	268.921	220.257	-18,10	742.602	650.199	-12,44
SENEGAL	55.734	30.361	-45,53	143.283	76.127	-46,87
MAURITANIA	10.672	932	-91,26	18.995	10.226	-46,16
MALI	217	-	-100,00	1.729	-	-100,00
GAMBIA	0	1.225	816.566,67	103	413	301,11
SEYCHELLES	2.309	980	-57,57	19.586	14.686	-25,01
UGANDA	896	-	-100,00	10.322	-	-100,00
CENTRAL AFRICAN REPUBLIC	-	774	-	-	5.160	-
NIGER	3.053	-	-100,00	12.292	-	-100,00
DJIBOUTI	41.450	49.000	18,21	248.998	397.025	59,45
SOUTH AFRICA	789.998	789.604	-0,05	2.253.994	3.072.217	36,30
ZIMBABWE	14.827	2.060	-86,11	34.151	16.939	-50,40
MAURITIUS	2.969	1.482	-50,09	19.156	13.187	-31,16
MAYOTTE	27	6.424	23.674,98	266	4.563	1.617,71
DEMOCRATIC REP. OF THE CONGO	29.730	-	-100,00	68.741	-	-100,00
AUSTRALIA	1.730.044	1.414.001	-18,27	7.557.852	7.451.253	-1,41
NEW ZEALAND	390.588	317.961	-18,59	4.145.608	1.480.206	-64,29
GUAM	142	66	-53,52	1.061	1.057	-0,41
NEW CALEDONIA	1.713	1.478	-13,74	23.864	27.389	14,77
NORTHERN MARIANA ISLANDS	600	300	-50,00	4.095	9.520	132,48
VANUATU	620	-	-100,00	3.708	-	-100,00
WALLIS AND FUTUNA ISLANDS	1.057	774	-26,77	4.507	12.947	187,28
COOK ISLANDS	597	99	-83,42	548	6.801	1.142,15
FIJI	520	13.955	2.581,51	15.197	34.430	126,56
KIRIBATI	11.087	851	-92,32	75.638	5.711	-92,45
SOLOMON ISLANDS	1.656	289	-82,52	7.100	8.339	17,44
TONGA	460	525	14,13	6.032	6.834	13,30
EAST TIMOR	321.057	308.044	-4,05	331.553	505.624	52,50
UNITED STATES	10.835.245	9.553.819	-11,83	39.888.632	40.799.360	2,28
CANADA	783.908	305.853	-60,98	2.373.561	1.140.401	-51,95
MEXICO	175.540	110.915	-36,81	693.769	593.179	-14,50
GUATEMALA	3.152	1.708	-45,82	278.826	276.168	-0,95

https://www.bps.go.id

TABEL 6. PERKEMBANGAN EKSPOR INDONESIA MENURUT KOMODITI DAN NEGARA TUJUAN
JANUARI - JUNI 2021 DAN 2022

KOMODITI / NEGARA TUJUAN	BERAT BERSIH (KG)		PERUB	NILAI FOB (US $)		PERUB
	JAN-JUN 2021	JAN-JUN 2022	%	JAN-JUN 2021	JAN-JUN 2022	%
(1)	(2)	(3)	(4)	(5)	(6)	(7)
HONDURAS	9.640	10.956	13,64	436.260	578.198	32,54
NICARAGUA	-	7	-	-	13	-
PANAMA	3.215	28.252	778,68	7.531	84.021	1.015,67
CUBA	-	56.303	-	-	95.200	-
CURACAO	-	144	-	-	137	-
SURINAME	-	27.129	-	-	50.151	-
CHILE	32.321	3.201	-90,10	109.122	45.654	-58,16
VENEZUELA	-	196	-	-	6.740	-
ARGENTINA	28.756	11.447	-60,19	125.713	41.031	-67,36
BRAZIL	602.748	926.473	53,71	2.603.525	4.049.879	55,55
COLOMBIA	2.140	341	-84,07	2.265	10.200	350,25
URUGUAY	55.684	118.660	113,10	123.000	302.388	145,84
PARAGUAY	318	-	-100,00	12.927	-	-100,00
ECUADOR	111	533	382,45	3.099	10.717	245,80
PERU	1.886	242	-87,18	20.735	9.455	-54,40
GUYANA	130.876	-	-100,00	325.066	-	-100,00
TRINIDAD AND TOBAGO	-	5	-	-	173	-
BAHAMAS	853	646	-24,26	7.279	10.602	45,65
JAMAICA	21.792	31.051	42,49	45.095	92.064	104,15
PUERTO RICO	314	-	-100,00	2.521	-	-100,00
BELIZE	13	-	-100,00	836	-	-100,00
DOMINICAN REPUBLIC	105.820	100.846	-4,70	1.220.991	1.548.255	26,80
EL SALVADOR	536	282	-47,41	2.505	4.691	87,26
COSTA RICA	2.705	6.242	130,72	39.952	46.862	17,30
HAITI	12	2	-81,24	432	33	-92,46
BARBADOS	0	-	-100,00	81	-	-100,00
ANTIGUA AND BARBUDA	-	521	-	-	7.797	-
ARUBA	2.340	2.583	10,37	6.979	2.999	-57,03
BERMUDA	-	3	-	-	320	-
CAYMAN ISLANDS	201	175	-12,94	2.286	3.793	65,95
DOMINICA	102	-	-100,00	1.104	-	-100,00
FRENCH GUIANA	590	-	-100,00	5.434	-	-100,00
FRENCH POLYNESIA	3.860	7.289	88,85	61.238	74.372	21,45
MARTINIQUE	2.850	1.651	-42,05	7.639	15.379	101,33
NETHERLANDS ANTILLES	208	343	65,30	7.927	1.420	-82,09
TURKS AND CAICOS ISLANDS	157	50	-68,15	711	21.359	2.904,05
GUADELOUPE	1.424	4.556	220,03	27.165	56.531	108,11
SAINT KITTS AND NEVIS	-	78	-	-	2.340	-
VIRGIN ISLANDS (BRITISH)	706	1.021	44,62	6.109	8.465	38,56
U.S. VIRGIN ISLANDS	-	518	-	-	9.109	-
UNITED KINGDOM	729.830	455.188	-37,63	3.169.210	2.474.207	-21,93
NETHERLANDS	1.982.217	2.098.555	5,87	7.527.181	6.919.068	-8,08
FRANCE	509.665	510.563	0,18	2.891.367	3.045.658	5,34
GERMANY, FED. REP. OF	283.903	320.256	12,80	5.082.690	6.173.717	21,47
AUSTRIA	14.613	17.984	23,07	209.445	321.208	53,36
BELGIUM	479.581	332.067	-30,76	1.831.760	1.539.890	-15,93
SWITZERLAND	986	7.142	624,46	20.362	112.543	452,70
DENMARK	57.673	37.235	-35,44	547.827	361.160	-34,07
NORWAY	186.916	162.317	-13,16	2.640.830	1.497.039	-43,31
SWEDEN	76.987	114.077	48,18	752.678	885.051	17,59
FINLAND	32.208	29.249	-9,19	873.551	287.263	-67,12
IRELAND	80.945	30.905	-61,82	287.129	115.666	-59,72
ITALY	395.029	194.261	-50,82	1.564.380	913.692	-41,59
SPAIN	605.642	263.602	-56,48	1.619.461	1.261.705	-22,09
PORTUGAL	100.520	68.981	-31,38	290.514	273.488	-5,86
ICELAND	292	20.652	6.972,50	1.915	127.734	6.569,68
GREECE	52.957	136.361	157,49	274.775	1.181.783	330,09
HUNGARY	294.739	289.894	-1,64	1.464.097	1.598.826	9,20
POLAND	72.421	67.603	-6,65	1.796.807	994.490	-44,65
ROMANIA	63.808	19.158	-69,98	362.327	188.175	-48,06
BULGARIA	1.448	90	-93,78	16.658	505	-96,97
ALBANIA	2.427	4.872	100,74	15.273	50.434	230,22
BELARUS	7.227	553	-92,35	81.595	23.148	-71,63
KAZAKHSTAN	261	2.061	689,88	496	28.815	5.713,03
KYRGYZSTAN	-	2	-	-	30	-
UKRAINE	1.000	1.933	93,24	8.798	23.736	169,79
UZBEKISTAN	100	14.728	14.627,50	1.193	54.717	4.487,27
LITHUANIA	346.428	222.629	-35,74	685.231	534.858	-21,94
LATVIA	8.726	127.485	1.360,91	77.499	94.659	22,14
ESTONIA	14	-	-100,00	200	-	-100,00
GEORGIA	946	-	-100,00	1.160	-	-100,00
CROATIA	360	378	4,94	3.433	2.096	-38,94
BOSNIA AND HERZEGOVINA	-	1.178	-	-	22.604	-
MALTA	63	290	359,84	1.942	7.024	261,75
SLOVAKIA	5	911	18.481,63	222	13.784	6.105,05
SLOVENIA	54.857	54.008	-1,55	170.876	376.115	120,11
CZECH REPUBLIC	1.305	880	-32,51	16.864	14.563	-13,65
RUSSIA FEDERATION	85.186	53.077	-37,69	688.894	400.165	-41,91
SERBIA	53	-	-100,00	16.390	-	-100,00
MONTENEGRO	21	-	-100,00	530	-	-100,00
PAKAIAN JADI (KONVEKSI) DARI TEKSTIL	**145.425.938**	**176.589.466**	**21,43**	**3.058.049.783**	**4.134.294.249**	**35,19**
JAPAN	11.754.566	10.648.829	-9,41	262.898.020	240.393.069	-8,56

https://www.bps.go.id

TABEL 6. PERKEMBANGAN EKSPOR INDONESIA MENURUT KOMODITI DAN NEGARA TUJUAN
JANUARI - JUNI 2021 DAN 2022

KOMODITI / NEGARA TUJUAN	BERAT BERSIH (KG)		PERUB	NILAI FOB (US $)		PERUB
	JAN-JUN 2021	JAN-JUN 2022	%	JAN-JUN 2021	JAN-JUN 2022	%
(1)	(2)	(3)	(4)	(5)	(6)	(7)
HONG KONG	1.318.000	1.498.031	13,66	16.648.111	20.627.853	23,91
KOREA, REPUBLIC OF	7.432.527	8.481.262	14,11	127.086.578	155.391.048	22,27
TAIWAN	812.597	623.631	-23,25	13.860.118	10.293.626	-25,73
CHINA	2.548.705	1.886.094	-26,00	79.151.844	63.823.582	-19,37
MONGOLIA	2.241	995	-55,62	51.867	24.129	-53,48
MACAU	2.546	299	-88,27	32.388	13.354	-58,77
PAPUA NEW GUINEA	16.276	30.753	88,95	211.813	391.106	84,65
THAILAND	712.094	567.136	-20,36	11.583.066	11.366.590	-1,87
SINGAPORE	2.098.075	3.090.002	47,28	58.757.218	65.804.704	11,99
PHILIPPINES	698.649	1.548.393	121,63	10.763.730	15.488.179	43,89
MALAYSIA	4.080.589	5.300.301	29,89	37.139.560	50.612.070	36,28
MYANMAR	19	690	3.621,68	583	965	65,45
CAMBODIA	29.353	30.936	5,39	52.433	355.789	578,56
BRUNEI DARUSSALAM	128.521	62.916	-51,05	1.189.813	657.260	-44,76
LAO PEOPLE'S DEM. REP.	-	493	-	-	6.472	-
NEPAL	46.386	72.702	56,73	300.295	600.278	99,90
BHUTAN	-	2	-	-	224	-
VIET NAM	308.530	353.622	14,62	7.166.588	6.232.352	-13,04
MALDIVES	10.453	9.945	-4,86	147.907	189.201	27,92
INDIA	301.780	623.101	106,48	5.820.233	12.380.547	112,72
PAKISTAN	9.001	93	-98,97	74.486	153	-99,79
BANGLADESH	305	2.446	702,64	9.650	18.460	91,29
SRI LANKA	83.561	99.365	18,91	454.296	1.250.172	175,19
IRAQ	90.323	96.322	6,64	1.234.541	1.211.344	-1,88
IRAN (ISLAMIC REPUBLIC OF)	49.123	87.426	77,97	176.987	811.904	358,74
SAUDI ARABIA	772.979	688.337	-10,95	10.253.734	8.024.575	-21,74
ISRAEL	122.885	156.053	26,99	3.970.167	5.385.620	35,65
KUWAIT	135.548	278.391	105,38	1.231.076	1.793.127	45,66
JORDAN	223	5.505	2.369,38	14.197	98.163	591,42
LEBANON	-	36	-	-	6.133	-
PALESTINA	381	472	23,81	1.908	1.618	-15,18
YEMEN	118.242	54.393	-54,00	1.099.899	640.536	-41,76
OMAN	101.037	111.785	10,64	1.051.129	1.429.520	36,00
TURKEY	150.547	248.287	64,92	3.135.816	5.650.782	80,20
UNITED ARAB EMIRATES	1.637.267	1.730.186	5,68	25.020.360	30.102.105	20,31
QATAR	35.487	23.486	-33,82	437.062	398.176	-8,90
BAHRAIN	9.916	18.526	86,83	145.412	288.690	98,53
CYPRUS	89	1.061	1.097,56	8.149	26.917	230,31
EGYPT	178.706	85.549	-52,13	1.803.424	1.158.021	-35,79
LIBYAN ARAB JAMAHIRIYA	18.361	51.359	179,72	237.243	412.141	73,72
MOROCCO	22.869	22.667	-0,89	471.374	585.288	24,17
TUNISIA	10.374	8	-99,92	162.792	16	-99,99
ALGERIA	392.418	321.337	-18,11	3.727.053	3.266.267	-12,36
SUDAN	170.830	70.802	-58,55	1.379.625	450.861	-67,32
NAMIBIA	-	751	-	-	7.861	-
ETHIOPIA	31.204	-	-100,00	51.854	-	-100,00
TANZANIA, UNITED REP. OF	1.092.549	1.769.332	61,95	4.280.393	7.115.077	66,22
MADAGASCAR	31.365	33.557	6,99	22.546	23.555	4,48
SOMALIA	536.154	641.349	19,62	10.370.059	9.684.685	-6,61
KENYA	164.684	218.157	32,47	1.818.851	1.986.663	9,23
REUNION	5.473	13.016	137,82	60.642	167.910	176,89
MOZAMBIQUE	14.193	101.132	612,55	13.595	379.247	2.689,71
TOGO	1.359.719	1.320.677	-2,87	1.471.016	1.520.506	3,36
GHANA	18.405	27.572	49,81	155.884	166.569	6,85
LIBERIA	61	-	-100,00	291	-	-100,00
GUINEA	524.667	301.720	-42,49	1.937.276	908.730	-53,09
ANGOLA	15.000	23.890	59,27	12.735	10.387	-18,44
CONGO	386.390	434.609	12,48	147.510	146.050	-0,99
CAMEROON	172.660	228.289	32,22	728.685	959.377	31,66
NIGERIA	3.268.335	2.887.728	-11,65	6.386.722	6.313.459	-1,15
GABON	15.533	-	-100,00	13.255	-	-100,00
COTE D'IVOIRE	646.996	636.128	-1,68	576.959	810.293	40,44
SENEGAL	1.383.980	1.262.697	-8,76	1.619.965	2.264.439	39,78
MAURITANIA	18.879	12.000	-36,44	124.352	4.998	-95,98
MALI	342	35	-89,64	2.917	816	-72,03
BURKINA FASO	255.112	185.525	-27,28	1.239.533	850.548	-31,38
GAMBIA	18.215	60.374	231,45	93.485	175.365	87,59
SEYCHELLES	142	273	92,05	2.685	9.961	270,93
UGANDA	30.449	37.936	24,59	100.723	102.555	1,82
DJIBOUTI	177.413	157.223	-11,38	3.247.905	2.686.375	-17,29
SOUTH AFRICA	165.746	215.631	30,10	3.740.476	4.583.146	22,53
ZIMBABWE	-	510	-	-	100	-
ZAMBIA	980	-	-100,00	16.000	-	-100,00
MALAWI	-	20	-	-	600	-
MAURITIUS	25.265	16.284	-35,55	166.567	174.880	4,99
RWANDA	9.906	-	-100,00	62.900	-	-100,00
MAYOTTE	1	1.269	253.700,00	5.607	19.147	241,48
DEMOCRATIC REP. OF THE CONGO	578	86	-85,20	2.048	2.190	6,93
AUSTRALIA	3.022.535	3.344.317	10,65	90.220.329	98.101.146	8,74
NEW ZEALAND	379.104	387.401	2,19	12.362.625	15.728.276	27,22
MICRONESIA, FED. STATES OF	1.014	-	-100,00	17.687	-	-100,00
GUAM	3.550	14.574	310,54	45.875	33.482	-27,02
NEW CALEDONIA	14.378	11.194	-22,14	371.196	364.709	-1,75

https://www.bps.go.id

TABEL 6. PERKEMBANGAN EKSPOR INDONESIA MENURUT KOMODITI DAN NEGARA TUJUAN
JANUARI - JUNI 2021 DAN 2022

KOMODITI / NEGARA TUJUAN	BERAT BERSIH (KG)		PERUB	NILAI FOB (US $)		PERUB
	JAN-JUN 2021	JAN-JUN 2022	%	JAN-JUN 2021	JAN-JUN 2022	%
(1)	(2)	(3)	(4)	(5)	(6)	(7)
VANUATU	6.890	-	-100,00	62.984	-	-100,00
WALLIS AND FUTUNA ISLANDS	360	952	164,44	2.601	12.293	372,54
COOK ISLANDS	3.108	-	-100,00	10.098	-	-100,00
FIJI	19.991	37.199	86,08	221.682	390.458	76,13
KIRIBATI	3.788	22.544	495,12	46.132	124.231	169,30
SAMOA	288	290	0,85	1.948	1.000	-48,66
SOLOMON ISLANDS	61	21	-65,08	680	272	-60,00
TONGA	177	-	-100,00	2.863	-	-100,00
EAST TIMOR	170.043	361.221	112,43	339.912	675.999	98,87
UNITED STATES	72.760.659	95.078.200	30,67	1.626.147.597	2.426.950.342	49,25
CANADA	2.524.893	3.485.808	38,06	69.043.909	110.772.842	60,44
MEXICO	605.683	903.560	49,18	14.627.625	23.487.991	60,57
GUATEMALA	-	12	-	-	99	-
HONDURAS	1	9	574,62	8	41	418,00
PANAMA	72.974	235.642	222,91	1.795.615	5.182.656	188,63
SURINAME	390	2.633	575,14	3.094	35.655	1.052,39
CHILE	176.898	560.316	216,75	4.188.347	12.018.769	186,96
VENEZUELA	50.115	-	-100,00	724.418	-	-100,00
ARGENTINA	31.680	58.634	85,08	977.297	1.771.385	81,25
BRAZIL	105.088	171.910	63,59	3.113.796	4.288.976	37,74
COLOMBIA	86.783	129.633	49,38	2.162.598	3.255.627	50,54
BOLIVIA	523	755	44,32	23.616	22.765	-3,60
URUGUAY	19.114	41.821	118,80	375.692	939.281	150,01
PARAGUAY	4.083	9.912	142,76	102.101	248.608	143,49
ECUADOR	879	7.499	753,31	29.306	214.784	632,89
PERU	52.886	166.097	214,07	1.361.553	3.931.706	188,77
BAHAMAS	67	1.643	2.352,24	13.745	42.117	206,41
JAMAICA	-	5.678	-	-	32.529	-
PUERTO RICO	37.163	45.226	21,70	391.215	396.647	1,39
BELIZE	-	201	-	-	7.687	-
DOMINICAN REPUBLIC	51	510	899,22	300	52.852	17.517,28
EL SALVADOR	6.955	3.430	-50,68	87.131	105.339	20,90
COSTA RICA	26.378	11.201	-57,54	452.810	166.619	-63,20
HAITI	-	800	-	-	14.852	-
BARBADOS	5	201	3.923,44	1.475	39.905	2.605,60
ANTIGUA AND BARBUDA	-	18	-	-	3.771	-
ANGUILLA	-	17	-	-	5.101	-
BERMUDA	0	15	5.053,33	57	4.546	7.829,88
CAYMAN ISLANDS	73	63	-12,82	6.460	9.722	50,48
FRENCH POLYNESIA	21.500	19.982	-7,06	424.198	364.298	-14,12
MARTINIQUE	1.164	1.946	67,22	51.376	54.198	5,49
NETHERLANDS ANTILLES	31.953	28.203	-11,74	277.305	423.789	52,82
SAN MARINO	-	81	-	-	2.697	-
TURKS AND CAICOS ISLANDS	56	58	4,32	7.727	11.777	52,42
GUADELOUPE	2.749	1.684	-38,75	64.880	64.637	-0,38
SAINT KITTS AND NEVIS	-	157	-	-	13.551	-
VIRGIN ISLANDS (BRITISH)	742	233	-68,64	18.279	8.350	-54,32
U.S. VIRGIN ISLANDS	440	7	-98,39	3.088	1.758	-43,06
UNITED KINGDOM	2.480.617	3.005.049	21,14	68.241.334	86.914.595	27,36
NETHERLANDS	2.138.793	2.430.008	13,62	64.004.484	85.807.725	34,07
FRANCE	749.884	983.275	31,12	24.413.927	35.774.288	46,53
GERMANY, FED. REP. OF	5.358.809	6.728.284	25,56	151.645.153	209.178.425	37,94
AUSTRIA	155.678	277.434	78,21	6.758.391	13.813.665	104,39
BELGIUM	1.258.426	1.698.077	34,94	36.586.362	48.876.867	33,59
SWITZERLAND	154.372	161.180	4,41	3.387.205	3.911.739	15,49
LUXEMBOURG	-	2.714	-	-	44.210	-
GIBRALTAR	3	2	-26,92	538	379	-29,47
MONACO	1.749	14.596	734,67	51.928	424.958	718,35
DENMARK	147.114	151.073	2,69	3.509.812	4.059.234	15,65
NORWAY	187.931	33.587	-82,13	4.520.626	1.126.914	-75,07
SWEDEN	861.344	945.816	9,81	19.304.191	27.413.321	42,01
FINLAND	4.160	4.277	2,81	268.633	245.128	-8,75
IRELAND	15.770	31.705	101,04	381.284	966.987	153,61
ITALY	1.063.371	1.383.709	30,12	34.642.019	51.947.049	49,95
SPAIN	1.111.879	1.263.501	13,64	23.869.162	29.247.114	22,53
PORTUGAL	5.743	49.637	764,34	259.105	1.584.170	511,40
ICELAND	146	195	33,59	11.711	4.066	-65,28
GREECE	77.597	134.659	73,54	1.879.713	3.212.047	70,88
LIECHTENSTEIN	15	2	-86,33	2.035	383	-81,18
HUNGARY	28.260	20.082	-28,94	479.881	373.287	-22,21
POLAND	1.531.367	1.962.845	28,18	31.997.251	44.857.467	40,19
ROMANIA	23.643	13.080	-44,68	141.684	56.870	-59,86
BULGARIA	7.644	1.553	-79,68	56.563	25.375	-55,14
AZERBAIJAN	-	395	-	-	650	-
BELARUS	6	1	-91,04	55	229	316,36
KYRGYZSTAN	77	83	7,14	5.855	19.073	225,74
MOLDOVA, REPUBLIC OF	-	1	-	-	364	-
UKRAINE	27.546	8.070	-70,70	764.539	369.212	-51,71
UZBEKISTAN	177	2	-98,87	3.280	69	-97,90
LITHUANIA	805	7.164	789,46	53.195	116.036	118,13
LATVIA	12.269	3.735	-69,56	441.503	156.087	-64,65
ESTONIA	6	855	13.555,05	1.213	32.331	2.565,70
GEORGIA	34.172	18.149	-46,89	257.765	127.674	-50,47

https://www.bps.go.id

TABEL 6. PERKEMBANGAN EKSPOR INDONESIA MENURUT KOMODITI DAN NEGARA TUJUAN
JANUARI - JUNI 2021 DAN 2022

KOMODITI / NEGARA TUJUAN	BERAT BERSIH (KG)		PERUB	NILAI FOB (US $)		PERUB
	JAN-JUN 2021	JAN-JUN 2022	%	JAN-JUN 2021	JAN-JUN 2022	%
(1)	(2)	(3)	(4)	(5)	(6)	(7)
CROATIA	51.637	78.245	51,53	980.615	1.552.828	58,35
BOSNIA AND HERZEGOVINA	-	151	-	-	1.979	-
MALTA	8.518	1.961	-76,97	127.195	78.366	-38,39
SLOVAKIA	2.205	3.879	75,90	36.816	83.316	126,30
SLOVENIA	30.382	30.949	1,86	831.657	578.679	-30,42
CZECH REPUBLIC	62.713	97.424	55,35	2.447.327	4.616.044	88,62
RUSSIA FEDERATION	768.098	276.601	-63,99	17.474.394	6.680.611	-61,77
SERBIA	33.007	39.319	19,13	592.172	886.787	49,75
MONTENEGRO	-	837	-	-	8.735	-
JERSEY	-	2	-	-	306	-
PAKAIAN JADI RAJUTAN	**26.916.141**	**32.615.964**	**21,18**	**477.402.597**	**642.808.862**	**34,65**
JAPAN	1.966.859	1.123.219	-42,89	33.363.682	22.087.074	-33,80
HONG KONG	88.878	118.010	32,78	2.005.190	2.960.646	47,65
KOREA, REPUBLIC OF	402.809	477.409	18,52	5.671.399	7.531.307	32,79
TAIWAN	27.544	18.460	-32,98	433.418	351.757	-18,84
CHINA	311.372	232.024	-25,48	5.565.071	5.328.732	-4,25
MONGOLIA	6.083	-	-100,00	18.083	-	-100,00
MACAU	2	-	-100,00	40	-	-100,00
THAILAND	8.379	22.216	165,15	119.263	349.003	192,63
SINGAPORE	59.158	133.823	126,21	1.378.478	2.324.389	68,62
PHILIPPINES	34.670	24.930	-28,10	242.486	360.385	48,62
MALAYSIA	49.568	142.218	186,91	637.586	1.307.806	105,12
MYANMAR	0	-	-100,00	16	-	-100,00
CAMBODIA	5.111	56.861	1.012,50	21.203	412.633	1.846,07
BRUNEI DARUSSALAM	4.384	3.220	-26,55	73.265	36.138	-50,68
BHUTAN	-	6	-	-	471	-
VIET NAM	15.597	164.140	952,41	388.851	1.877.317	382,79
MALDIVES	6	5	-16,67	828	39	-95,35
INDIA	138.990	70.588	-49,21	913.891	928.173	1,56
PAKISTAN	83	-	-100,00	1.614	-	-100,00
BANGLADESH	1	23.593	1.760.591,79	30	349.643	1.165.375,83
SRI LANKA	2.611	16.086	516,09	8.857	131.689	1.386,84
IRAN (ISLAMIC REPUBLIC OF)	1.210	1.316	8,78	136	134	-1,83
SAUDI ARABIA	28.048	21.369	-23,81	468.290	450.836	-3,73
ISRAEL	44.640	54.773	22,70	884.292	1.184.471	33,95
KUWAIT	15.699	7.873	-49,85	257.667	172.975	-32,87
PALESTINA	161	-	-100,00	543	-	-100,00
OMAN	-	295	-	-	3.210	-
TURKEY	22.142	57.784	160,96	308.645	921.760	198,65
UNITED ARAB EMIRATES	114.708	136.706	19,18	2.015.434	2.581.193	28,07
EGYPT	17.011	11.662	-31,45	267.933	280.717	4,77
MOROCCO	1.087	2.230	105,14	22.396	49.845	122,56
ALGERIA	71.484	36.685	-48,68	909.521	524.265	-42,36
ETHIOPIA	-	189.865	-	-	1.500.026	-
TANZANIA, UNITED REP. OF	-	29.915	-	-	250.479	-
KENYA	-	305	-	-	8.767	-
CAMEROON	9.500	-	-100,00	37.700	-	-100,00
DJIBOUTI	-	50	-	-	840	-
SOUTH AFRICA	24.873	49.544	99,19	250.607	565.455	125,63
MAURITIUS	26.190	17.999	-31,28	67.311	34.907	-48,14
AUSTRALIA	599.375	451.371	-24,69	14.710.802	10.774.562	-26,76
NEW ZEALAND	55.166	51.493	-6,66	1.201.167	1.141.574	-4,96
NEW CALEDONIA	40	2	-95,00	2.151	115	-94,68
FIJI	-	3.799	-	-	6.500	-
EAST TIMOR	1.237	7.063	471,00	1.444	12.970	797,95
UNITED STATES	19.786.846	24.985.402	26,27	351.127.827	500.814.529	42,63
CANADA	821.779	980.568	19,32	19.515.332	24.402.906	25,04
MEXICO	176.655	160.949	-8,89	2.778.878	3.595.095	29,37
PANAMA	8.231	19.234	133,67	139.597	469.013	235,98
CHILE	38.739	129.208	233,53	541.382	1.663.236	207,22
ARGENTINA	1.619	23.347	1.341,92	39.157	292.192	646,21
BRAZIL	4.262	7.138	67,49	90.680	135.925	49,89
COLOMBIA	17.811	23.298	30,81	256.531	376.689	46,84
URUGUAY	4.954	12.375	149,80	74.745	196.901	163,43
PARAGUAY	2.563	6.241	143,48	47.086	175.178	272,04
ECUADOR	-	2.545	-	-	39.216	-
PERU	12.220	56.515	362,48	173.280	691.253	298,92
DOMINICAN REPUBLIC	-	41	-	-	3.663	-
EL SALVADOR	7.106	-	-100,00	17.583	-	-100,00
COSTA RICA	2.392	-	-100,00	55.576	-	-100,00
FRENCH POLYNESIA	640	3	-99,53	1.011	19	-98,12
UNITED KINGDOM	328.951	327.416	-0,47	5.858.615	6.335.064	8,13
NETHERLANDS	203.842	264.998	30,00	4.185.244	6.022.422	43,90
FRANCE	33.393	22.953	-31,26	631.123	443.185	-29,78
GERMANY, FED. REP. OF	459.264	618.757	34,73	7.771.899	10.240.269	31,76
AUSTRIA	2.833	10.711	278,06	49.109	205.763	318,99
BELGIUM	67.277	199.934	197,18	817.644	2.422.665	196,30
SWITZERLAND	18.034	38.648	114,30	267.858	607.834	126,92
LUXEMBOURG	-	1.306	-	-	21.258	-
MONACO	86	-	-100,00	1.510	-	-100,00
DENMARK	30.247	36.381	20,28	543.253	611.136	12,50
NORWAY	24.451	74	-99,70	312.784	5.139	-98,36

https://www.bps.go.id

TABEL 6. PERKEMBANGAN EKSPOR INDONESIA MENURUT KOMODITI DAN NEGARA TUJUAN
JANUARI - JUNI 2021 DAN 2022

KOMODITI / NEGARA TUJUAN	BERAT BERSIH (KG)		PERUB	NILAI FOB (US $)		PERUB
	JAN-JUN 2021	JAN-JUN 2022	%	JAN-JUN 2021	JAN-JUN 2022	%
(1)	(2)	(3)	(4)	(5)	(6)	(7)
SWEDEN	200.764	268.762	33,87	2.863.352	5.421.548	89,34
IRELAND	-	7.086	-	-	348.687	-
ITALY	84.096	127.143	51,19	1.457.526	2.817.330	93,30
SPAIN	55.660	95.181	71,01	734.360	1.383.387	88,38
PORTUGAL	-	43	-	-	1.037	-
GREECE	17.003	7.891	-53,59	352.764	196.040	-44,43
HUNGARY	692	1.665	140,70	14.775	27.269	84,56
POLAND	199.054	372.883	87,33	2.400.875	5.306.563	121,03
ROMANIA	-	3.289	-	-	4.337	-
UKRAINE	3.840	1.804	-53,02	72.701	42.507	-41,53
UZBEKISTAN	40	-	-100,00	891	-	-100,00
LATVIA	64	-	-100,00	1.042	-	-100,00
GEORGIA	-	1.488	-	-	11.735	-
CROATIA	3.864	12.684	228,30	50.427	188.973	274,75
BOSNIA AND HERZEGOVINA	-	95	-	-	1.950	-
MALTA	539	232	-56,92	11.291	4.650	-58,82
SLOVAKIA	8	-	-100,00	405	-	-100,00
CZECH REPUBLIC	705	555	-21,34	15.716	10.522	-33,05
RUSSIA FEDERATION	135.447	18.569	-86,29	1.781.937	296.566	-83,36
SERBIA	5.491	9.645	75,67	97.540	172.410	76,76
PERLENGKAPAN PAKAIAN DARI TEKSTIL	**8.616.339**	**8.352.636**	**-3,06**	**98.417.581**	**139.259.551**	**41,50**
JAPAN	1.645.220	1.749.128	6,32	15.634.920	15.370.299	-1,69
HONG KONG	51.724	22.259	-56,97	363.862	489.434	34,51
KOREA, REPUBLIC OF	122.681	159.048	29,64	4.390.671	6.558.413	49,37
TAIWAN	2.893.915	1.375.606	-52,47	3.736.079	2.459.527	-34,17
CHINA	66.033	33.950	-48,59	1.566.389	1.711.956	9,29
MONGOLIA	5	88	1.689,65	192	1.114	480,08
PAPUA NEW GUINEA	2.366	218	-90,79	18.550	6.432	-65,33
THAILAND	17.994	90.253	401,59	235.374	478.290	103,20
SINGAPORE	84.755	65.010	-23,30	1.340.523	1.349.968	0,70
PHILIPPINES	73.636	71.900	-2,36	532.103	489.145	-8,07
MALAYSIA	141.950	118.190	-16,74	1.472.321	1.136.779	-22,79
MYANMAR	19	25	31,05	1.961	1.900	-3,08
CAMBODIA	4.416	15.257	245,46	44.951	453.751	909,44
BRUNEI DARUSSALAM	18.688	3.870	-79,29	82.811	11.678	-85,90
LAO PEOPLE'S DEM. REP.	41	-	-100,00	2.435	-	-100,00
NEPAL	-	2.042	-	-	6.043	-
VIET NAM	67.062	2.772	-95,87	564.032	85.274	-84,88
MALDIVES	7.575	8.849	16,82	93.762	79.727	-14,97
INDIA	37.403	36.212	-3,19	595.960	625.392	4,94
PAKISTAN	9.745	10.452	7,26	148.901	21.998	-85,23
BANGLADESH	509	145	-71,57	15.601	2.087	-86,62
SRI LANKA	40.441	17.094	-57,73	87.797	38.152	-56,55
IRAQ	233	-	-100,00	1.230	-	-100,00
SAUDI ARABIA	39.596	37.496	-5,30	305.177	117.674	-61,44
ISRAEL	5.226	1.001	-80,84	67.366	48.614	-27,84
KUWAIT	494	23.244	4.607,20	2.722	89.283	3.180,03
JORDAN	9	-	-100,00	1	-	-100,00
LEBANON	1	1	60,00	1	57	9.473,33
YEMEN	36.184	13.500	-62,69	36.854	20.205	-45,18
OMAN	1.450	1	-99,91	1.075	6	-99,41
TURKEY	10.989	5.153	-53,10	105.376	203.965	93,56
UNITED ARAB EMIRATES	88.078	132.812	50,79	460.232	686.193	49,10
QATAR	178	154	-13,21	3.948	7.744	96,18
BAHRAIN	74.730	106.033	41,89	161.609	263.912	63,30
CYPRUS	-	4.173	-	-	5.798	-
EGYPT	36	-	-100,00	62	-	-100,00
MOROCCO	6.649	14.105	112,14	36.371	55.295	52,03
TUNISIA	1	7.240	1.447.856,00	1	18.549	3.091.400,00
SUDAN	50	-	-100,00	138	-	-100,00
NAMIBIA	-	0	-	-	450	-
TANZANIA, UNITED REP. OF	3.342	2.679	-19,83	4.369	18.963	334,05
MADAGASCAR	90	-	-100,00	556	-	-100,00
SOMALIA	450	14.585	3.141,11	750	293.915	39.088,67
KENYA	17.419	18.485	6,12	53.811	58.383	8,50
REUNION	1.006	643	-36,13	25.726	7.810	-69,64
MOZAMBIQUE	-	61	-	-	182	-
TOGO	3.500	8.591	145,46	834	3.713	345,26
GHANA	-	75	-	-	1.000	-
LIBERIA	41	-	-100,00	602	-	-100,00
GUINEA	11.635	7.434	-36,11	28.385	35.425	24,80
ANGOLA	8	-	-100,00	97	-	-100,00
NIGERIA	99.334	88.639	-10,77	309.497	356.817	15,29
GABON	2	-	-100,00	72	-	-100,00
SENEGAL	16.753	13.845	-17,36	12.452	11.815	-5,12
MAURITANIA	-	27	-	-	585	-
SEYCHELLES	2	25	1.160,50	108	189	75,05
DJIBOUTI	250	160	-36,00	1.558	920	-40,95
SOUTH AFRICA	30.458	19.045	-37,47	338.794	324.253	-4,29
MAURITIUS	1.423	1.493	4,91	75.723	90.669	19,74
MAYOTTE	1	-	-100,00	4	-	-100,00
AUSTRALIA	94.801	111.172	17,27	1.944.878	1.929.361	-0,80

https://www.bps.go.id

TABEL 6. PERKEMBANGAN EKSPOR INDONESIA MENURUT KOMODITI DAN NEGARA TUJUAN
JANUARI - JUNI 2021 DAN 2022

KOMODITI / NEGARA TUJUAN	BERAT BERSIH (KG)		PERUB	NILAI FOB (US $)		PERUB
	JAN-JUN 2021	JAN-JUN 2022	%	JAN-JUN 2021	JAN-JUN 2022	%
(1)	(2)	(3)	(4)	(5)	(6)	(7)
NEW ZEALAND	24.395	46.424	90,30	172.195	286.458	66,36
GUAM	106	32	-69,67	1.020	438	-57,09
NEW CALEDONIA	585	542	-7,35	8.275	5.360	-35,22
WALLIS AND FUTUNA ISLANDS	6	-	-100,00	26	-	-100,00
FIJI	168	10.733	6.288,69	3.348	65.779	1.864,55
KIRIBATI	33	78	136,81	931	2.147	130,47
TONGA	66	-	-100,00	641	-	-100,00
EAST TIMOR	5.286	13.039	146,65	7.408	22.728	206,82
UNITED STATES	1.524.256	2.483.334	62,92	40.322.811	71.074.148	76,26
CANADA	128.949	167.740	30,08	2.910.497	4.499.639	54,60
MEXICO	30.386	26.747	-11,97	409.440	347.811	-15,05
PANAMA	1.199	2.141	78,54	42.274	72.979	72,63
CURACAO	-	431	-	-	914	-
CHILE	9.836	18.447	87,55	88.801	110.985	24,98
ARGENTINA	1.634	1.178	-27,94	55.496	42.683	-23,09
BRAZIL	219.599	8.184	-96,27	817.124	329.906	-59,63
COLOMBIA	1.230	5.191	321,93	82.509	95.023	15,17
BOLIVIA	6	9	54,41	450	368	-18,29
URUGUAY	3.523	264	-92,51	27.101	7.781	-71,29
PARAGUAY	25	-	-100,00	116	-	-100,00
ECUADOR	-	859	-	-	4.789	-
PERU	384	2.881	650,02	13.524	94.939	602,02
BAHAMAS	1	-	-100,00	13	-	-100,00
JAMAICA	-	1.120	-	-	3.112	-
BELIZE	4	-	-100,00	62	-	-100,00
DOMINICAN REPUBLIC	78	10	-87,18	1.423	21	-98,49
EL SALVADOR	-	47	-	-	1.519	-
COSTA RICA	1.450	1.517	4,63	10.136	10.712	5,68
HAITI	116	-	-100,00	762	-	-100,00
BARBADOS	-	11	-	-	578	-
BERMUDA	-	0	-	-	78	-
CAYMAN ISLANDS	-	1	-	-	59	-
FRENCH POLYNESIA	329	29	-91,19	3.060	1.131	-63,04
MARTINIQUE	-	811	-	-	8.632	-
NETHERLANDS ANTILLES	-	50	-	-	689	-
TURKS AND CAICOS ISLANDS	11	8	-29,09	61	547	797,10
GUADELOUPE	327	594	81,75	3.984	3.993	0,22
SAINT KITTS AND NEVIS	-	38	-	-	2.213	-
VIRGIN ISLANDS (BRITISH)	32	79	146,88	225	2.028	802,17
U.S. VIRGIN ISLANDS	438	24	-94,52	430	63	-85,47
UNITED KINGDOM	118.707	165.383	39,32	3.819.107	5.005.862	31,07
NETHERLANDS	59.057	60.849	3,03	1.754.070	1.932.180	10,15
FRANCE	111.769	216.227	93,46	2.850.213	4.097.247	43,75
GERMANY, FED. REP. OF	107.214	223.317	108,29	2.294.202	4.633.387	101,96
AUSTRIA	1.033	2.506	142,63	29.304	82.017	179,88
BELGIUM	277.905	217.134	-21,87	4.640.045	5.039.633	8,61
SWITZERLAND	2.106	2.408	14,35	66.630	63.232	-5,10
MONACO	-	46	-	-	1.973	-
DENMARK	1.629	2.300	41,22	32.115	52.548	63,63
NORWAY	1.703	215	-87,38	32.178	7.852	-75,60
SWEDEN	26.518	39.615	49,39	646.986	820.385	26,80
FINLAND	5.005	267	-94,66	85.082	15.485	-81,80
IRELAND	-	152	-	-	157	-
ITALY	60.051	90.447	50,62	1.174.913	1.492.079	26,99
SPAIN	3.367	62.152	1.745,67	71.843	1.729.264	2.307,00
PORTUGAL	8.218	8.969	9,14	31.788	46.948	47,69
ICELAND	-	21	-	-	542	-
GREECE	2.973	10.875	265,81	63.483	131.678	107,42
HUNGARY	314	523	66,63	2.395	8.428	251,97
POLAND	10.927	23.055	111,00	223.044	384.596	72,43
ROMANIA	22	0	-98,64	14	19	38,86
BULGARIA	1	-	-100,00	13	-	-100,00
ALBANIA	-	10	-	-	30	-
KAZAKHSTAN	180	-	-100,00	207	-	-100,00
KYRGYZSTAN	55	66	20,00	116	364	213,48
UKRAINE	120	20	-83,58	4.599	1.531	-66,70
UZBEKISTAN	150	-	-100,00	165	-	-100,00
LITHUANIA	135	17	-87,54	2.770	598	-78,40
LATVIA	22	0	-99,32	60	10	-83,90
ESTONIA	-	15	-	-	602	-
GEORGIA	1.156	-	-100,00	160	-	-100,00
CROATIA	154	1.371	787,81	197	10.139	5.058,25
MALTA	64	141	120,71	255	3.362	1.216,37
SLOVENIA	65	717	998,52	1.926	13.260	588,51
CZECH REPUBLIC	19.185	15.032	-21,65	478.769	518.573	8,31
RUSSIA FEDERATION	11.483	515	-95,52	217.217	29.192	-86,56
SERBIA	-	336	-	-	6.086	-
MONTENEGRO	-	1.100	-	-	937	-
KAOS KAKI RAJUTAN DAN SEJENISNYA	**4.112.702**	**4.876.613**	**18,57**	**49.499.865**	**65.608.773**	**32,54**
JAPAN	206.209	221.427	7,38	3.759.686	3.996.079	6,29
HONG KONG	5.668	3.575	-36,92	77.500	66.247	-14,52
KOREA, REPUBLIC OF	7.195	4.674	-35,03	112.056	64.480	-42,46

https://www.bps.go.id

TABEL 6. PERKEMBANGAN EKSPOR INDONESIA MENURUT KOMODITI DAN NEGARA TUJUAN
JANUARI - JUNI 2021 DAN 2022

KOMODITI / NEGARA TUJUAN	BERAT BERSIH (KG)		PERUB	NILAI FOB (US $)		PERUB
	JAN-JUN 2021	JAN-JUN 2022	%	JAN-JUN 2021	JAN-JUN 2022	%
(1)	(2)	(3)	(4)	(5)	(6)	(7)
TAIWAN	2.345	1.969	-16,04	31.116	27.133	-12,80
CHINA	41.460	14.437	-65,18	501.949	273.818	-45,45
PAPUA NEW GUINEA	1.404	1.256	-10,54	10.359	7.082	-31,63
THAILAND	1.949	2.271	16,49	25.655	31.210	21,65
SINGAPORE	10.556	7.439	-29,53	181.916	202.807	11,48
PHILIPPINES	3.539	3.910	10,47	51.964	59.807	15,09
MALAYSIA	27.093	29.177	7,69	134.367	365.004	171,65
BRUNEI DARUSSALAM	527	124	-76,45	1.832	1.683	-8,09
VIET NAM	6.588	2.763	-58,06	87.177	39.727	-54,43
MALDIVES	22	71	224,18	192	6.456	3.262,50
INDIA	10.299	8.676	-15,76	125.908	141.752	12,58
SRI LANKA	88	12	-86,51	760	125	-83,55
SAUDI ARABIA	261	260	-0,33	3.157	9.918	214,19
JORDAN	-	18.335	-	-	160.006	-
TURKEY	6.108	15.379	151,78	76.328	209.448	174,40
UNITED ARAB EMIRATES	32.410	24.322	-24,95	438.540	353.699	-19,35
QATAR	-	165	-	-	4.784	-
CYPRUS	-	0	-	-	12	-
MOROCCO	-	458	-	-	5.011	-
SOMALIA	350	-	-100,00	749	-	-100,00
CAMEROON	32	-	-100,00	308	-	-100,00
SENEGAL	552	-	-100,00	5.971	-	-100,00
DJIBOUTI	510	-	-100,00	258	-	-100,00
SOUTH AFRICA	21.042	26.685	26,82	325.951	375.453	15,19
AUSTRALIA	23.036	13.875	-39,77	360.285	208.065	-42,25
NEW ZEALAND	4.802	3.370	-29,82	51.185	42.836	-16,31
EAST TIMOR	1.026	2.930	185,56	1.593	4.293	169,55
UNITED STATES	205.894	220.709	7,20	2.899.281	3.339.175	15,17
CANADA	67.525	253.701	275,71	901.776	4.233.551	369,47
MEXICO	23.737	34.292	44,46	294.313	487.349	65,59
PANAMA	543	2.241	313,09	6.899	31.253	353,03
CHILE	13.802	36.281	162,87	201.404	538.149	167,20
ARGENTINA	-	3	-	-	358	-
COLOMBIA	11.142	24.152	116,76	140.993	344.986	144,68
URUGUAY	3.422	3.356	-1,93	32.478	43.091	32,68
ECUADOR	-	1.742	-	-	25.415	-
PERU	5.612	17.214	206,77	65.268	223.402	242,29
COSTA RICA	1	-	-100,00	45	-	-100,00
FRENCH POLYNESIA	470	1	-99,79	604	8	-98,60
UNITED KINGDOM	118.720	180.587	52,11	1.605.890	2.227.875	38,73
NETHERLANDS	263.092	175.191	-33,41	2.698.318	1.907.886	-29,29
FRANCE	415.862	553.524	33,10	4.873.818	6.580.646	35,02
GERMANY, FED. REP. OF	1.215.746	1.456.878	19,83	13.686.927	19.520.158	42,62
AUSTRIA	20.381	33.791	65,80	245.857	449.713	82,92
BELGIUM	103.345	193.996	87,72	1.325.731	2.585.189	95,00
SWITZERLAND	57.361	39.477	-31,18	699.994	534.767	-23,60
DENMARK	23.691	27.018	14,04	288.103	355.969	23,56
NORWAY	36.193	-	-100,00	448.151	-	-100,00
SWEDEN	94.859	140.200	47,80	1.153.479	1.872.279	62,32
IRELAND	80	345	331,25	2.341	10.080	330,62
ITALY	45.116	59.628	32,17	594.153	778.367	31,00
SPAIN	277.162	426.719	53,96	3.147.650	5.313.988	68,82
GREECE	204	-	-100,00	2.836	-	-100,00
POLAND	267.060	304.098	13,87	3.204.596	3.990.772	24,53
ROMANIA	36.051	10.081	-72,04	355.065	106.002	-70,15
BULGARIA	3.474	458	-86,81	35.794	7.384	-79,37
UKRAINE	568	167	-70,59	6.353	1.935	-69,55
CROATIA	15.054	13.453	-10,63	170.068	175.354	3,11
SLOVAKIA	22.263	26.434	18,73	267.358	290.416	8,62
SLOVENIA	200.795	195.859	-2,46	1.999.158	2.469.146	23,51
CZECH REPUBLIC	2.986	-	-100,00	32.177	-	-100,00
RUSSIA FEDERATION	140.058	29.225	-79,13	1.680.607	399.186	-76,25
SERBIA	5.363	8.225	53,36	65.620	107.990	64,57
PAKAIAN JADI DAN PERLENGKAPANNYA DARI KULIT	**353.083**	**531.677**	**50,58**	**14.588.388**	**21.392.819**	**46,64**
JAPAN	8.396	18.625	121,84	97.892	800.402	717,64
HONG KONG	532	949	78,30	2.933	16.424	460,05
KOREA, REPUBLIC OF	19.321	28.478	47,39	212.506	417.066	96,26
TAIWAN	3	-	-100,00	13	-	-100,00
CHINA	123	215	74,71	11.688	56.717	385,26
MACAU	-	52	-	-	3.459	-
PAPUA NEW GUINEA	35.372	28.561	-19,26	366.858	325.948	-11,15
THAILAND	427	23.049	5.302,91	10.881	997.039	9.063,00
SINGAPORE	23.134	31.763	37,30	764.937	696.722	-8,92
PHILIPPINES	166	507	205,41	2.778	11.741	322,59
MALAYSIA	2.235	1.266	-43,36	19.324	35.338	82,87
MYANMAR	-	1.989	-	-	897	-
BRUNEI DARUSSALAM	134	574	329,68	245	2.559	944,65
NEPAL	-	556	-	-	2.000	-
VIET NAM	221	33	-84,94	1.676	1.056	-37,02
MALDIVES	543	1.542	183,96	10.256	35.090	242,15
INDIA	2.110	1.485	-29,62	145.647	93.434	-35,85

https://www.bps.go.id

TABEL 6. PERKEMBANGAN EKSPOR INDONESIA MENURUT KOMODITI DAN NEGARA TUJUAN
JANUARI - JUNI 2021 DAN 2022

KOMODITI / NEGARA TUJUAN	BERAT BERSIH (KG)		PERUB	NILAI FOB (US $)		PERUB
	JAN-JUN 2021	JAN-JUN 2022	%	JAN-JUN 2021	JAN-JUN 2022	%
(1)	(2)	(3)	(4)	(5)	(6)	(7)
SRI LANKA	-	7	-	-	160	-
SAUDI ARABIA	212	-	-100,00	2.635	-	-100,00
TURKEY	35	62	80,14	3.778	7.455	97,32
UNITED ARAB EMIRATES	68	51	-24,33	794	793	-0,15
MOROCCO	49	-	-100,00	5.427	-	-100,00
TUNISIA	20	-	-100,00	1.239	-	-100,00
SOMALIA	-	470	-	-	1.904	-
REUNION	25	42	68,00	65	453	597,44
NIGERIA	29	-	-100,00	35	-	-100,00
GABON	-	3.292	-	-	16.403	-
MAURITANIA	-	38	-	-	1.620	-
SOUTH AFRICA	5	5	0,00	456	149	-67,26
MAURITIUS	19	77	298,03	2.411	9.811	306,90
MAYOTTE	5	-	-100,00	360	-	-100,00
AUSTRALIA	1.586	8.748	451,73	50.551	220.032	335,27
NEW CALEDONIA	1	5	400,00	611	1.173	91,86
EAST TIMOR	3.242	11.515	255,17	12.229	19.158	56,66
UNITED STATES	175.033	237.664	35,78	8.494.144	11.182.437	31,65
CANADA	81	2.658	3.192,77	3.004	104.529	3.379,92
MEXICO	-	1.361	-	-	155.155	-
CHILE	-	24	-	-	188	-
BRAZIL	-	593	-	-	25.243	-
PERU	-	42	-	-	75	-
EL SALVADOR	1.482	-	-100,00	4.510	-	-100,00
COSTA RICA	2	1	-60,00	27	89	232,09
GUADELOUPE	-	55	-	-	316	-
UNITED KINGDOM	8.448	7.454	-11,77	486.549	452.457	-7,01
NETHERLANDS	11.828	7.958	-32,72	616.306	345.971	-43,86
FRANCE	6.077	9.834	61,83	411.170	587.404	42,86
GERMANY, FED. REP. OF	9.260	14.770	59,51	447.071	452.073	1,12
AUSTRIA	-	764	-	-	59.523	-
BELGIUM	38.283	61.062	59,50	2.123.987	3.241.006	52,59
DENMARK	-	5.528	-	-	71.582	-
FINLAND	-	1	-	-	17	-
ITALY	4.429	16.018	261,69	266.083	898.326	237,61
SPAIN	62	1.451	2.248,12	2.485	34.099	1.272,26
PORTUGAL	0	-	-100,00	24	-	-100,00
GREECE	5	150	2.902,00	71	3.251	4.450,37
POLAND	3	-	-100,00	22	-	-100,00
KYRGYZSTAN	80	320	300,00	4.712	3.359	-28,71
ESTONIA	-	15	-	-	713	-
SEPATU OLAHRAGA	**98.433.012**	**144.230.196**	**46,53**	**2.049.869.770**	**3.058.821.206**	**49,22**
JAPAN	5.512.364	7.529.515	36,59	103.183.414	138.685.894	34,41
HONG KONG	499.470	511.787	2,47	7.002.133	11.604.961	65,73
KOREA, REPUBLIC OF	1.924.039	3.492.464	81,52	39.509.602	71.016.486	79,74
TAIWAN	599.646	931.039	55,26	11.391.324	19.063.812	67,35
CHINA	13.334.546	14.330.725	7,47	291.014.197	321.606.253	10,51
MACAU	118	84	-28,91	1.819	2.864	57,42
PAPUA NEW GUINEA	1.909	3.799	99,04	61.846	65.868	6,50
THAILAND	442.337	413.617	-6,49	8.897.500	8.473.131	-4,77
SINGAPORE	348.894	707.193	102,70	10.627.136	16.340.008	53,76
PHILIPPINES	264.902	410.890	55,11	7.423.768	7.769.060	4,65
MALAYSIA	672.411	708.119	5,31	12.340.611	14.456.326	17,14
MYANMAR	39	56	44,59	687	1.020	48,47
CAMBODIA	19	8	-60,50	281	104	-62,98
BRUNEI DARUSSALAM	4.228	756	-82,13	12.019	3.142	-73,86
BHUTAN	248	-	-100,00	7.250	-	-100,00
VIET NAM	76.345	114.471	49,94	1.731.047	2.795.493	61,49
MALDIVES	4.584	76	-98,35	4.276	556	-87,00
INDIA	456.628	1.089.889	138,68	8.189.699	20.438.795	149,57
PAKISTAN	1.683	11.608	589,66	29.555	222.634	653,28
SRI LANKA	-	11.777	-	-	217.348	-
IRAQ	290	-	-100,00	500	-	-100,00
SAUDI ARABIA	1.085	1.804	66,23	20.330	59.911	194,69
ISRAEL	315.171	452.560	43,59	5.697.393	8.696.791	52,65
YEMEN	750	-	-100,00	4.625	-	-100,00
OMAN	6.320	-	-100,00	6.930	-	-100,00
TURKEY	452.036	688.095	52,22	6.692.029	11.164.791	66,84
UNITED ARAB EMIRATES	1.056.694	1.631.973	54,44	19.853.094	32.166.432	62,02
CYPRUS	2.170	442	-79,63	40.977	12.732	-68,93
MOROCCO	123.872	235.849	90,40	2.275.222	4.337.462	90,64
TANZANIA, UNITED REP. OF	14	-	-100,00	5	-	-100,00
SOMALIA	755	-	-100,00	2.604	-	-100,00
KENYA	-	276	-	-	540	-
MOZAMBIQUE	3.145	4.337	37,91	2.478	71.230	2.774,49
GUINEA	125	245	96,00	19	10	-47,37
NIGERIA	-	95	-	-	1.562	-
MALI	162	-	-100,00	1.278	-	-100,00
SEYCHELLES	-	17	-	-	21	-
UGANDA	40	-	-100,00	725	-	-100,00
DJIBOUTI	1.290	1	-99,92	2.600	2	-99,92
SOUTH AFRICA	535.479	979.365	82,90	9.500.767	17.763.228	86,97

https://www.bps.go.id

TABEL 6. PERKEMBANGAN EKSPOR INDONESIA MENURUT KOMODITI DAN NEGARA TUJUAN
JANUARI - JUNI 2021 DAN 2022

KOMODITI / NEGARA TUJUAN	BERAT BERSIH (KG)		PERUB	NILAI FOB (US $)		PERUB
	JAN-JUN 2021	JAN-JUN 2022	%	JAN-JUN 2021	JAN-JUN 2022	%
(1)	(2)	(3)	(4)	(5)	(6)	(7)
MAURITIUS	898	1.957	117,93	22.374	40.694	81,88
AUSTRALIA	1.485.679	2.205.580	48,46	33.471.779	50.428.877	50,66
NEW ZEALAND	189.009	286.792	51,73	4.314.185	6.530.396	51,37
NEW CALEDONIA	4.174	57	-98,63	31.381	1.271	-95,95
FIJI	-	361	-	-	4.680	-
EAST TIMOR	184.040	190.051	3,27	220.678	275.704	24,94
UNITED STATES	32.392.012	51.189.417	58,03	734.716.498	1.160.507.905	57,95
CANADA	1.543.068	2.279.273	47,71	32.070.321	49.432.507	54,14
MEXICO	3.297.743	4.481.369	35,89	56.225.345	81.711.585	45,33
PANAMA	281.235	928.833	230,27	5.504.261	17.462.695	217,26
SURINAME	120	-	-100,00	1.472	-	-100,00
CHILE	961.189	1.114.278	15,93	18.999.484	21.274.507	11,97
ARGENTINA	463.050	605.184	30,70	9.796.263	12.918.646	31,87
BRAZIL	795.071	1.048.154	31,83	19.290.101	24.539.007	27,21
COLOMBIA	306.353	573.994	87,36	5.410.883	10.263.082	89,67
BOLIVIA	589	4.804	715,18	10.765	80.351	646,40
URUGUAY	59.327	147.669	148,91	1.227.937	2.658.044	116,46
PARAGUAY	1.012	6.386	530,78	20.474	121.180	491,87
ECUADOR	2.269	3.365	48,34	32.950	58.383	77,19
PERU	636.977	1.254.658	96,97	11.185.844	22.196.273	98,43
EL SALVADOR	7.321	2.193	-70,05	116.466	42.925	-63,14
COSTA RICA	9	-	-100,00	12	-	-100,00
FRENCH POLYNESIA	-	16	-	-	883	-
NETHERLANDS ANTILLES	-	3.231	-	-	106.167	-
UNITED KINGDOM	4.106.144	5.160.444	25,68	78.134.166	97.271.759	24,49
NETHERLANDS	2.332.575	3.176.218	36,17	51.825.200	66.447.207	28,21
FRANCE	489.945	623.504	27,26	10.350.579	19.255.836	86,04
GERMANY, FED. REP. OF	7.683.983	12.044.663	56,75	131.741.862	222.384.322	68,80
AUSTRIA	60.334	18.861	-68,74	383.181	327.643	-14,49
BELGIUM	10.612.483	17.400.423	63,96	234.098.324	393.286.150	68,00
SWITZERLAND	9.384	53.031	465,10	332.687	1.640.585	393,13
LUXEMBOURG	269	28.927	10.637,68	2.627	864.383	32.800,05
MONACO	1.696	11.532	580,04	27.502	264.769	862,73
DENMARK	347	668	92,19	10.253	21.070	105,51
NORWAY	8	6.372	75.755,36	208	185.492	89.164,72
SWEDEN	128.406	164.922	28,44	3.298.536	4.196.477	27,22
FINLAND	45.724	48.070	5,13	1.081.147	1.386.155	28,21
IRELAND	32.887	13.082	-60,22	410.838	200.599	-51,17
ITALY	1.407.840	2.316.771	64,56	23.687.653	38.258.140	61,51
SPAIN	765.649	1.449.891	89,37	12.645.394	25.872.326	104,60
PORTUGAL	846	304	-64,04	14.710	3.716	-74,74
GREECE	451.944	444.988	-1,54	7.164.816	7.450.211	3,98
HUNGARY	7	4	-47,22	500	209	-58,14
POLAND	53.079	105.977	99,66	1.210.554	2.238.277	84,90
ROMANIA	-	802	-	-	15.312	-
BULGARIA	4.289	22.463	423,68	121.075	751.054	520,32
KYRGYZSTAN	-	10	-	-	12	-
UKRAINE	55.811	15.491	-72,24	773.286	220.980	-71,42
LATVIA	-	2.895	-	-	67.212	-
GEORGIA	116	-	-100,00	2.062	-	-100,00
CROATIA	6.578	225	-96,58	81.981	4.372	-94,67
BOSNIA AND HERZEGOVINA	-	2.398	-	-	29.978	-
MALTA	-	4.108	-	-	66.561	-
SLOVAKIA	-	312	-	-	3.774	-
SLOVENIA	12.019	22.392	86,30	171.581	475.950	177,39
CZECH REPUBLIC	5.575	1.313	-76,44	132.661	24.343	-81,65
RUSSIA FEDERATION	908.649	489.294	-46,15	13.948.328	7.750.486	-44,43
SERBIA	1.469	9.287	532,13	18.842	161.616	757,75
SEPATU TEKNIK LAPANGAN/KEPERLUAN INDUSTRI	**20.081.825**	**22.081.732**	**9,96**	**413.900.890**	**465.891.047**	**12,56**
JAPAN	946.492	885.326	-6,46	21.806.625	22.122.453	1,45
HONG KONG	124.228	138.198	11,25	2.651.248	3.175.086	19,76
KOREA, REPUBLIC OF	1.366.187	1.607.678	17,68	24.508.063	26.436.177	7,87
TAIWAN	136.218	104.490	-23,29	2.823.645	2.226.825	-21,14
CHINA	1.521.125	1.648.903	8,40	35.662.945	39.781.618	11,55
MONGOLIA	914	1.434	56,92	29.124	39.917	37,06
MACAU	39	-	-100,00	687	-	-100,00
PAPUA NEW GUINEA	12.287	58.724	377,93	163.199	790.952	384,66
THAILAND	37.541	42.894	14,26	822.332	955.100	16,15
SINGAPORE	121.719	134.031	10,11	2.757.530	2.867.327	3,98
PHILIPPINES	30.644	69.273	126,06	464.432	1.271.019	173,67
MALAYSIA	42.137	42.125	-0,03	842.022	997.642	18,48
CAMBODIA	291	472	62,17	10.051	12.563	25,00
BRUNEI DARUSSALAM	5.946	4.845	-18,53	65.812	46.321	-29,62
LAO PEOPLE'S DEM. REP.	250	280	11,80	6.546	6.603	0,88
VIET NAM	39.590	55.563	40,35	764.193	901.689	17,99
MALDIVES	193	847	338,73	1.015	9.673	853,01
INDIA	25.669	35.559	38,53	406.501	646.433	59,02
PAKISTAN	398	129	-67,51	8.729	3.960	-54,64
SRI LANKA	11	-	-100,00	326	-	-100,00
IRAQ	-	455	-	-	14.633	-
SAUDI ARABIA	-	211	-	-	3.716	-

https://www.bps.go.id

TABEL 6. PERKEMBANGAN EKSPOR INDONESIA MENURUT KOMODITI DAN NEGARA TUJUAN
JANUARI - JUNI 2021 DAN 2022

KOMODITI / NEGARA TUJUAN	BERAT BERSIH (KG)		PERUB	NILAI FOB (US $)		PERUB
	JAN-JUN 2021	JAN-JUN 2022	%	JAN-JUN 2021	JAN-JUN 2022	%
(1)	(2)	(3)	(4)	(5)	(6)	(7)
ISRAEL	38.869	43.592	12,15	762.347	961.861	26,17
LEBANON	153	-	-100,00	4.542	-	-100,00
YEMEN	11.130	7.528	-32,36	12.359	12.287	-0,58
TURKEY	19.432	6.145	-68,38	264.968	109.170	-58,80
UNITED ARAB EMIRATES	68.704	76.321	11,09	1.441.424	1.800.268	24,90
CYPRUS	2.033	782	-61,55	53.020	24.759	-53,30
EGYPT	418	1.870	347,37	7.899	42.599	439,31
MOROCCO	811	-	-100,00	14.997	-	-100,00
ALGERIA	2.165	-	-100,00	55.737	-	-100,00
TANZANIA, UNITED REP. OF	3.996	3.929	-1,68	60.826	61.600	1,27
SOMALIA	4.360	2.101	-51,81	40.720	2.505	-93,85
KENYA	120	858	615,00	376	16.095	4.184,08
MOZAMBIQUE	-	803	-	-	16.442	-
GHANA	2.776	5.864	111,24	55.500	119.799	115,85
GUINEA	930	147	-84,19	12.420	10	-99,92
CAMEROON	20	-	-100,00	35	-	-100,00
MALI	60	-	-100,00	96	-	-100,00
GAMBIA	25	-	-100,00	657	-	-100,00
DJIBOUTI	3.430	4	-99,88	9.332	30	-99,68
SOUTH AFRICA	72.190	56.901	-21,18	1.073.189	1.031.686	-3,87
MAURITIUS	-	222	-	-	7.181	-
MAYOTTE	65	-	-100,00	461	-	-100,00
AUSTRALIA	1.105.237	1.051.030	-4,90	22.932.157	24.294.267	5,94
NEW ZEALAND	85.396	123.302	44,39	1.854.674	3.078.537	65,99
NEW CALEDONIA	-	1.798	-	-	45.072	-
EAST TIMOR	454	50.657	11.057,85	621	49.954	7.944,18
UNITED STATES	6.485.304	8.208.974	26,58	120.969.008	167.740.368	38,66
CANADA	249.964	364.542	45,84	5.108.365	9.136.503	78,85
MEXICO	123.181	124.081	0,73	2.293.291	2.112.064	-7,90
PANAMA	52.101	98.683	89,41	850.469	1.964.830	131,03
CHILE	93.630	114.857	22,67	1.739.604	1.931.792	11,05
ARGENTINA	133.835	59.645	-55,43	2.458.201	1.220.370	-50,36
BRAZIL	68.076	31.085	-54,34	1.197.380	657.016	-45,13
COLOMBIA	1.290	149	-88,46	27.227	3.207	-88,22
URUGUAY	14.052	18.841	34,08	264.139	400.376	51,58
PARAGUAY	909	4.221	364,15	15.533	69.228	345,70
ECUADOR	3.487	542	-84,46	37.626	6.810	-81,90
PERU	20.816	67.187	222,77	363.099	1.381.661	280,52
EL SALVADOR	3.366	1.539	-54,26	39.604	17.872	-54,87
FRENCH POLYNESIA	277	162	-41,52	1.916	1.995	4,16
NETHERLANDS ANTILLES	3.668	150	-95,91	75.203	3.906	-94,81
UNITED KINGDOM	972.200	796.025	-18,12	20.373.504	16.874.225	-17,18
NETHERLANDS	833.513	762.243	-8,55	17.125.037	17.313.929	1,10
FRANCE	126.102	17.452	-86,16	2.689.749	570.556	-78,79
GERMANY, FED. REP. OF	1.174.899	998.987	-14,97	20.009.754	17.579.945	-12,14
AUSTRIA	92.117	82.513	-10,43	1.583.665	1.681.998	6,21
BELGIUM	737.722	1.260.139	70,81	14.828.266	26.784.241	80,63
SWITZERLAND	4.772	14.234	198,31	134.125	339.794	153,34
MONACO	-	867	-	-	17.697	-
DENMARK	616.487	833.486	35,20	19.882.766	22.238.780	11,85
NORWAY	2.289	6.960	204,07	63.089	205.031	224,99
SWEDEN	138.489	182.386	31,70	2.941.786	3.887.206	32,14
FINLAND	158	79	-50,13	9.607	4.123	-57,09
IRELAND	3.830	7.956	107,69	13.815	39.476	185,75
ITALY	994.957	1.064.138	6,95	20.772.806	22.033.386	6,07
SPAIN	23.918	84.768	254,42	450.819	708.468	57,15
PORTUGAL	154.024	129	-99,92	4.700.720	4.797	-99,90
GREECE	17.086	9.093	-46,78	275.586	161.658	-41,34
HUNGARY	-	14.239	-	-	312.590	-
POLAND	428.305	391.210	-8,66	11.765.760	9.838.148	-16,38
ROMANIA	-	60	-	-	897	-
KYRGYZSTAN	172	50	-70,87	8.132	59	-99,27
UKRAINE	43.458	32.163	-25,99	1.129.277	758.634	-32,82
CROATIA	-	732	-	-	12.543	-
MALTA	-	79	-	-	1.811	-
SLOVAKIA	20	16	-20,99	3.068	653	-78,71
SLOVENIA	24.533	26.716	8,90	352.582	1.045.524	196,53
CZECH REPUBLIC	36.093	4.507	-87,51	608.541	124.871	-79,48
RUSSIA FEDERATION	554.927	120.801	-78,23	16.060.805	2.561.892	-84,05
SERBIA	13.143	9.754	-25,79	223.587	156.291	-30,10
ALAS KAKI UNTUK KEPERLUAN SEHARI-HARI	**20.654.290**	**22.500.273**	**8,94**	**392.592.232**	**430.718.102**	**9,71**
JAPAN	1.687.042	1.173.339	-30,45	28.618.811	20.516.990	-28,31
HONG KONG	123.618	164.370	32,97	2.641.296	2.626.203	-0,57
KOREA, REPUBLIC OF	768.708	969.167	26,08	15.252.603	19.589.004	28,43
TAIWAN	168.635	181.144	7,42	2.214.363	2.552.055	15,25
CHINA	2.250.762	2.019.801	-10,26	54.312.978	46.137.124	-15,05
MONGOLIA	104	631	504,39	2.740	17.779	548,87
MACAU	107	-	-100,00	1.753	-	-100,00
PAPUA NEW GUINEA	6.103	2.922	-52,13	69.207	24.922	-63,99
THAILAND	126.357	107.065	-15,27	3.046.440	2.062.438	-32,30
SINGAPORE	364.221	187.189	-48,61	5.594.295	4.799.835	-14,20

https://www.bps.go.id

TABEL 6. PERKEMBANGAN EKSPOR INDONESIA MENURUT KOMODITI DAN NEGARA TUJUAN
JANUARI - JUNI 2021 DAN 2022

KOMODITI / NEGARA TUJUAN	BERAT BERSIH (KG)		PERUB	NILAI FOB (US $)		PERUB
	JAN-JUN 2021	JAN-JUN 2022	%	JAN-JUN 2021	JAN-JUN 2022	%
(1)	(2)	(3)	(4)	(5)	(6)	(7)
PHILIPPINES	112.041	82.531	-26,34	2.525.878	1.067.919	-57,72
MALAYSIA	344.693	169.605	-50,80	5.294.690	2.653.465	-49,88
MYANMAR	4.984	78.653	1.478,08	114.465	940.892	721,99
CAMBODIA	63.037	19.078	-69,74	780.857	55.018	-92,95
BRUNEI DARUSSALAM	11.110	3.885	-65,03	58.842	44.460	-24,44
NEPAL	711	-	-100,00	2.160	-	-100,00
VIET NAM	381.239	615.373	61,41	4.061.696	11.652.780	186,89
MALDIVES	10.247	7.118	-30,54	29.938	21.740	-27,38
INDIA	288.296	301.307	4,51	3.644.019	5.035.374	38,18
PAKISTAN	1.636	-	-100,00	27.151	-	-100,00
BANGLADESH	-	65	-	-	506	-
SRI LANKA	2.009	1.282	-36,18	16.278	8.757	-46,20
IRAQ	-	464	-	-	16.024	-
SAUDI ARABIA	3.258	27.195	734,81	42.956	120.392	180,27
ISRAEL	60.507	75.058	24,05	1.275.655	1.487.717	16,62
KUWAIT	5.085	1.413	-72,21	34.829	20.661	-40,68
JORDAN	-	192	-	-	2.821	-
LEBANON	114	10.399	8.990,38	1.310	17.393	1.227,71
YEMEN	225	900	300,00	2.085	950	-54,44
TURKEY	99.424	243.957	145,37	1.603.777	3.760.526	134,48
UNITED ARAB EMIRATES	111.000	150.306	35,41	1.785.317	2.819.358	57,92
QATAR	76	52	-31,87	175	232	32,95
CYPRUS	1.249	709	-43,21	21.477	18.730	-12,79
EGYPT	103	-	-100,00	2.818	-	-100,00
MOROCCO	15.394	26.980	75,26	240.095	378.883	57,81
ALGERIA	20.872	31.640	51,59	258.408	460.622	78,25
SUDAN	-	6.328	-	-	64.624	-
TANZANIA, UNITED REP. OF	22.526	5.115	-77,29	11.035	4.345	-60,63
MADAGASCAR	12.407	5.980	-51,80	7.195	314	-95,64
SOMALIA	-	8.325	-	-	47.493	-
KENYA	1.665	5.400	224,36	43.798	50.876	16,16
REUNION	1.425	366	-74,29	39.979	9.954	-75,10
MOZAMBIQUE	-	7.216	-	-	11.056	-
TOGO	1	302	30.100,00	14	123	766,20
LIBERIA	1	42.504	4.250.300,00	10	185.706	1.934.334,38
GUINEA	1.809	3.121	72,53	35.076	48.650	38,70
ANGOLA	3.935	12.260	211,56	228	7.198	3.057,02
CONGO	6.400	-	-100,00	4.347	-	-100,00
CAMEROON	41	-	-100,00	1.252	-	-100,00
NIGERIA	468	7.113	1.419,83	1.426	77.414	5.329,09
COTE D'IVOIRE	493	1	-99,80	3.053	14	-99,54
SENEGAL	5.865	590	-89,94	28.149	5.404	-80,80
BURKINA FASO	-	2.375	-	-	3.749	-
SEYCHELLES	-	256	-	-	5.041	-
UGANDA	2	1.670	83.375,00	10	15.025	145.071,01
DJIBOUTI	64	2.823	4.311,11	813	44.100	5.324,39
SOUTH AFRICA	257.229	218.554	-15,04	3.606.593	3.203.652	-11,17
MALAWI	-	5.619	-	-	101.266	-
MAURITIUS	4.650	1.130	-75,71	4.740	2.776	-41,43
DEMOCRATIC REP. OF THE CONGO	34	-	-100,00	336	-	-100,00
AUSTRALIA	423.716	266.463	-37,11	9.304.531	5.218.087	-43,92
NEW ZEALAND	30.468	31.063	1,95	669.043	562.142	-15,98
NEW CALEDONIA	654	556	-15,06	14.376	16.232	12,91
VANUATU	147	1.640	1.015,27	430	4.430	930,12
FIJI	3.291	313	-90,50	24.545	4.155	-83,07
SOLOMON ISLANDS	-	7.116	-	-	16.367	-
EAST TIMOR	259.875	252.652	-2,78	348.753	343.911	-1,39
UNITED STATES	6.156.211	7.417.315	20,49	115.357.838	136.430.136	18,27
CANADA	318.287	402.335	26,41	5.725.553	7.288.238	27,29
MEXICO	252.047	382.486	51,75	3.891.462	6.000.759	54,20
HONDURAS	270	-	-100,00	10.810	-	-100,00
PANAMA	46.411	92.673	99,68	917.348	1.535.701	67,41
CHILE	106.636	125.955	18,12	1.995.088	2.589.079	29,77
ARGENTINA	328.391	303.132	-7,69	5.797.438	4.982.709	-14,05
BRAZIL	140.935	44.105	-68,71	3.490.707	759.593	-78,24
COLOMBIA	23.120	25.762	11,43	465.243	444.163	-4,53
BOLIVIA	-	268	-	-	3.539	-
URUGUAY	8.787	22.046	150,90	157.012	321.948	105,05
PARAGUAY	2.018	3.128	55,02	26.476	44.503	68,09
ECUADOR	1.208	3.139	159,91	17.833	49.785	179,18
PERU	63.820	101.049	58,34	964.406	1.425.822	47,84
PUERTO RICO	-	1.376	-	-	20.754	-
DOMINICAN REPUBLIC	-	2.278	-	-	57.313	-
EL SALVADOR	820	2.758	236,27	14.946	49.683	232,42
COSTA RICA	30	30	0,00	580	662	14,16
ARUBA	282	-	-100,00	257	-	-100,00
CAYMAN ISLANDS	20	10	-50,00	296	192	-35,12
FRENCH POLYNESIA	90	1	-98,89	1.450	13	-99,13
NETHERLANDS ANTILLES	-	3	-	-	146	-
VIRGIN ISLANDS (BRITISH)	8	-	-100,00	303	-	-100,00
UNITED KINGDOM	798.141	593.257	-25,67	12.362.963	10.527.042	-14,85
NETHERLANDS	414.051	845.763	104,27	7.470.197	15.320.315	105,09
FRANCE	217.174	237.440	9,33	2.975.588	3.239.531	8,87

https://www.bps.go.id

TABEL 6. PERKEMBANGAN EKSPOR INDONESIA MENURUT KOMODITI DAN NEGARA TUJUAN
JANUARI - JUNI 2021 DAN 2022

KOMODITI / NEGARA TUJUAN	BERAT BERSIH (KG)		PERUB	NILAI FOB (US $)		PERUB
	JAN-JUN 2021	JAN-JUN 2022	%	JAN-JUN 2021	JAN-JUN 2022	%
(1)	(2)	(3)	(4)	(5)	(6)	(7)
GERMANY, FED. REP. OF	1.146.443	1.549.193	35,13	22.078.230	29.945.588	35,63
AUSTRIA	8.916	5.225	-41,40	117.940	71.703	-39,20
BELGIUM	816.375	776.139	-4,93	12.045.642	13.451.575	11,67
SWITZERLAND	8.893	13.162	48,01	412.067	680.944	65,25
MONACO	-	14.057	-	-	340.353	-
DENMARK	85.386	338.930	296,94	2.618.499	9.007.173	243,98
NORWAY	4.143	23.575	469,04	83.701	429.256	412,84
SWEDEN	20.483	106.618	420,51	388.958	2.631.104	576,45
FINLAND	5.210	13.400	157,18	110.218	182.536	65,61
IRELAND	-	3.956	-	-	79.316	-
ITALY	790.342	534.244	-32,40	19.079.089	12.240.757	-35,84
SPAIN	207.738	243.292	17,12	3.214.356	4.665.068	45,13
PORTUGAL	216.251	255.511	18,15	13.977.362	15.153.513	8,41
GREECE	47.234	62.405	32,12	781.034	1.154.962	47,88
HUNGARY	21.312	39.931	87,36	362.791	705.442	94,45
POLAND	47.758	88.788	85,91	896.890	2.294.371	155,81
ROMANIA	30	-	-100,00	662	-	-100,00
BULGARIA	337	606	80,04	3.626	7.865	116,90
UKRAINE	5.475	9.536	74,16	108.990	178.893	64,14
LATVIA	-	2.219	-	-	24.375	-
CROATIA	-	671	-	-	12.672	-
MALTA	-	79	-	-	1.765	-
SLOVAKIA	40.054	59.125	47,61	2.211.913	3.529.045	59,55
SLOVENIA	2.919	57.548	1.871,55	39.499	1.407.803	3.464,16
CZECH REPUBLIC	4.622	1.534	-66,81	48.904	37.791	-22,72
RUSSIA FEDERATION	225.065	136.987	-39,13	4.629.664	2.307.203	-50,16
SERBIA	414	6.592	1.493,48	9.307	119.730	1.186,44
BARANG DARI KULIT DAN KULIT BUATAN UNTUK KEPERLUAN PRIBADI	**21.332.414**	**35.674.214**	**67,23**	**372.093.103**	**610.378.161**	**64,04**
JAPAN	830.940	1.055.777	27,06	14.412.107	17.956.180	24,59
HONG KONG	391.625	351.263	-10,31	9.506.122	9.737.884	2,44
KOREA, REPUBLIC OF	308.648	466.966	51,29	4.620.887	7.624.455	65,00
TAIWAN	103.573	136.555	31,84	1.440.395	1.541.197	7,00
CHINA	903.439	819.347	-9,31	17.207.434	17.071.108	-0,79
MONGOLIA	-	4.181	-	-	86.645	-
MACAU	275	140	-49,03	14.585	6.115	-58,07
PAPUA NEW GUINEA	2.609	380	-85,44	17.461	1.827	-89,54
THAILAND	161.798	87.694	-45,80	1.395.571	1.364.512	-2,23
SINGAPORE	265.276	314.786	18,66	8.366.055	8.277.014	-1,06
PHILIPPINES	95.898	125.840	31,22	1.524.741	2.012.189	31,97
MALAYSIA	363.074	251.737	-30,67	4.518.336	2.919.860	-35,38
MYANMAR	980	9.148	833,42	3.520	478.959	13.506,78
CAMBODIA	952	2.154	126,28	5.694	21.397	275,77
BRUNEI DARUSSALAM	1.971	2.138	8,46	10.764	16.982	57,77
NEPAL	-	1	-	-	27	-
VIET NAM	15.684	16.507	5,24	712.192	526.070	-26,13
MALDIVES	1.381	2.162	56,63	29.310	56.429	92,53
INDIA	22.282	34.150	53,26	236.724	409.249	72,88
PAKISTAN	13.270	15.286	15,19	163.261	238.198	45,90
BANGLADESH	15.236	34.671	127,57	121.382	322.249	165,48
SRI LANKA	107	7	-93,13	4.846	59	-98,77
IRAQ	-	87	-	-	2.998	-
SAUDI ARABIA	34.845	28.474	-18,28	655.259	889.265	35,71
ISRAEL	39.248	47.026	19,82	625.765	720.183	15,09
KUWAIT	2.942	1.226	-58,32	17.418	28.124	61,46
JORDAN	153	229	49,49	13.832	5.723	-58,62
LEBANON	255	831	226,49	6.577	18.143	175,85
YEMEN	260	289	11,15	1.200	4.090	240,83
OMAN	5	-	-100,00	143	-	-100,00
TURKEY	19.534	42.479	117,47	228.521	647.736	183,45
UNITED ARAB EMIRATES	249.858	341.306	36,60	3.324.286	5.805.294	74,63
QATAR	110	1.446	1.220,31	823	9.062	1.000,73
CYPRUS	-	741	-	-	14.498	-
EGYPT	-	472	-	-	8.320	-
LIBYAN ARAB JAMAHIRIYA	-	1.050	-	-	4.458	-
MOROCCO	7.851	6.706	-14,59	125.858	115.274	-8,41
TUNISIA	826	4.301	420,44	125.295	758.369	505,27
ALGERIA	178	-	-100,00	1.617	-	-100,00
ETHIOPIA	-	2	-	-	50	-
TANZANIA, UNITED REP. OF	150	351	134,08	1.434	1.834	27,89
MADAGASCAR	-	663	-	-	5.049	-
KENYA	1.502	30	-98,00	32.563	73	-99,78
REUNION	250	761	204,26	3.202	4.868	52,02
MOZAMBIQUE	-	1	-	-	150	-
TOGO	62	-	-100,00	49	-	-100,00
GHANA	-	179	-	-	514	-
GUINEA	21	-	-100,00	365	-	-100,00
ANGOLA	3	-	-100,00	177	-	-100,00
CAMEROON	8	-	-100,00	224	-	-100,00
NIGERIA	213	145	-31,92	454	823	81,30
COTE D'IVOIRE	-	2	-	-	14	-
SENEGAL	5.687	175	-96,92	29.838	3.570	-88,04

https://www.bps.go.id

TABEL 6. PERKEMBANGAN EKSPOR INDONESIA MENURUT KOMODITI DAN NEGARA TUJUAN
JANUARI - JUNI 2021 DAN 2022

KOMODITI / NEGARA TUJUAN	BERAT BERSIH (KG)		PERUB	NILAI FOB (US $)		PERUB
	JAN-JUN 2021	JAN-JUN 2022	%	JAN-JUN 2021	JAN-JUN 2022	%
(1)	(2)	(3)	(4)	(5)	(6)	(7)
GAMBIA	2	-	-100,00	93	-	-100,00
SEYCHELLES	-	78	-	-	1.583	-
UGANDA	87	483	455,17	240	1.340	458,33
CENTRAL AFRICAN REPUBLIC	-	3.017	-	-	137.437	-
DJIBOUTI	1.016	2.206	117,08	10.171	4.395	-56,79
SOUTH AFRICA	102.080	165.936	62,55	1.180.772	1.964.435	66,37
MALAWI	-	2.061	-	-	42.703	-
MAURITIUS	203	1.293	537,18	1.165	7.802	569,46
DEMOCRATIC REP. OF THE CONGO	158	-	-100,00	690	-	-100,00
AUSTRALIA	240.678	233.398	-3,02	3.240.048	3.188.667	-1,59
NEW ZEALAND	28.635	34.905	21,90	400.176	523.917	30,92
GUAM	474	249	-47,47	1.773	1.156	-34,78
NEW CALEDONIA	1.167	893	-23,47	21.132	16.064	-23,98
WALLIS AND FUTUNA ISLANDS	-	45	-	-	927	-
AMERICAN SAMOA	462	-	-100,00	509	-	-100,00
FIJI	387	551	42,56	6.003	5.265	-12,29
EAST TIMOR	41.462	50.215	21,11	70.625	72.006	1,96
UNITED STATES	10.749.045	21.537.218	100,36	197.949.577	370.703.926	87,27
CANADA	324.792	739.111	127,56	6.461.909	16.548.000	156,09
MEXICO	214.027	299.001	39,70	2.583.039	3.483.191	34,85
GUATEMALA	66	179	171,21	1.262	2.817	123,16
PANAMA	29.773	79.312	166,38	445.423	965.878	116,84
CUBA	56.462	-	-100,00	95.200	-	-100,00
SURINAME	25.540	-	-100,00	47.195	-	-100,00
CHILE	66.534	97.959	47,23	806.871	1.218.096	50,97
VENEZUELA	4.358	-	-100,00	17.161	-	-100,00
ARGENTINA	33.222	42.270	27,24	301.663	532.732	76,60
BRAZIL	198.750	224.861	13,14	2.142.664	2.608.744	21,75
COLOMBIA	16.749	31.014	85,17	262.236	472.630	80,23
URUGUAY	5.754	10.557	83,45	79.336	93.146	17,41
PARAGUAY	444	337	-24,16	3.896	7.861	101,80
ECUADOR	-	275	-	-	10.143	-
PERU	15.618	44.680	186,08	261.899	578.437	120,86
PUERTO RICO	110	1	-99,00	430	170	-60,45
DOMINICAN REPUBLIC	-	41	-	-	809	-
EL SALVADOR	489	543	11,20	12.225	16.871	38,01
COSTA RICA	1.011	458	-54,64	4.407	1.755	-60,18
BARBADOS	-	1	-	-	39	-
BERMUDA	-	1	-	-	89	-
CAYMAN ISLANDS	60	-	-100,00	472	-	-100,00
FRENCH POLYNESIA	3.317	5.754	73,46	71.754	129.134	79,97
GREENLAND	-	88	-	-	6.083	-
MARTINIQUE	-	882	-	-	8.055	-
TURKS AND CAICOS ISLANDS	1	-	-100,00	68	-	-100,00
GUADELOUPE	216	140	-35,19	4.206	1.825	-56,61
SAINT KITTS AND NEVIS	-	73	-	-	2.964	-
VIRGIN ISLANDS (BRITISH)	1	419	41.800,00	56	5.044	8.839,47
U.S. VIRGIN ISLANDS	438	-	-100,00	483	-	-100,00
UNITED KINGDOM	537.922	880.864	63,75	6.391.077	12.165.282	90,35
NETHERLANDS	859.263	1.325.023	54,20	22.674.037	34.781.613	53,40
FRANCE	150.951	69.399	-54,03	2.946.582	1.821.709	-38,18
GERMANY, FED. REP. OF	800.698	1.117.272	39,54	10.976.950	14.800.849	34,84
AUSTRIA	729	298	-59,15	10.751	7.195	-33,07
BELGIUM	1.966.665	3.080.311	56,63	28.899.180	44.264.097	53,17
SWITZERLAND	22.834	15.791	-30,84	729.869	480.029	-34,23
MONACO	-	2.566	-	-	49.708	-
DENMARK	2.068	14.033	578,52	46.831	146.669	213,19
NORWAY	9.635	5.625	-41,61	242.006	114.522	-52,68
SWEDEN	3.057	3.225	5,51	199.132	80.422	-59,61
FINLAND	326	463	41,88	9.331	8.025	-13,99
ITALY	494.673	723.506	46,26	5.168.972	9.746.770	88,56
SPAIN	84.123	230.236	173,69	919.045	2.280.375	148,12
PORTUGAL	1.463	1.361	-6,95	31.417	27.849	-11,36
GREECE	13.276	29.051	118,83	202.644	418.141	106,34
HUNGARY	1.635	4.152	153,99	9.490	56.958	500,17
POLAND	30.635	36.606	19,49	307.028	337.854	10,04
ROMANIA	300	17	-94,29	7.066	859	-87,85
BULGARIA	2.768	18.626	572,94	63.222	46.760	-26,04
ARMENIA	-	46	-	-	647	-
AZERBAIJAN	-	143	-	-	5.238	-
BELARUS	294	-	-100,00	4.013	-	-100,00
KAZAKHSTAN	3.556	5.755	61,83	78.387	123.822	57,96
KYRGYZSTAN	500	582	16,46	108.664	31.214	-71,27
UKRAINE	3.485	7.352	110,99	60.617	91.729	51,33
LITHUANIA	186	-	-100,00	2.436	-	-100,00
LATVIA	13	-	-100,00	230	-	-100,00
ESTONIA	21	135	552,45	954	1.599	67,73
CROATIA	13	1.908	14.531,90	234	6.761	2.792,50
MALTA	711	930	30,74	19.384	20.738	6,99
SLOVENIA	3.095	3.414	10,33	66.478	84.173	26,62
CZECH REPUBLIC	252.476	233.443	-7,54	4.936.054	4.774.292	-3,28
RUSSIA FEDERATION	58.440	40.053	-31,46	986.441	492.446	-50,08
SERBIA	39	1.661	4.149,58	1.464	26.592	1.716,75

https://www.bps.go.id

TABEL 6. PERKEMBANGAN EKSPOR INDONESIA MENURUT KOMODITI DAN NEGARA TUJUAN
JANUARI - JUNI 2021 DAN 2022

KOMODITI / NEGARA TUJUAN	BERAT BERSIH (KG)		PERUB	NILAI FOB (US $)		PERUB
	JAN-JUN 2021	JAN-JUN 2022	%	JAN-JUN 2021	JAN-JUN 2022	%
(1)	(2)	(3)	(4)	(5)	(6)	(7)
KULIT DISAMAK	**2.410.038**	**2.480.950**	**2,94**	**40.857.913**	**52.222.846**	**27,82**
JAPAN	9.583	10.442	8,97	840.048	667.694	-20,52
HONG KONG	104.965	74.657	-28,87	2.168.636	1.703.856	-21,43
KOREA, REPUBLIC OF	90.377	166.529	84,26	3.325.100	9.658.421	190,47
TAIWAN	53.811	44.562	-17,19	947.934	860.169	-9,26
CHINA	1.430.048	1.226.897	-14,21	8.050.320	7.090.472	-11,92
PAPUA NEW GUINEA	-	300	-	-	60.000	-
THAILAND	57.761	131.142	127,05	1.887.557	3.500.161	85,43
SINGAPORE	46.399	29.948	-35,45	4.059.774	3.455.588	-14,88
PHILIPPINES	65.375	96.673	47,87	1.438.555	2.187.772	52,08
MALAYSIA	112.623	124.503	10,55	1.945.573	2.302.556	18,35
MYANMAR	-	616	-	-	32.030	-
CAMBODIA	2.702	16.351	505,11	103.416	627.214	506,49
VIET NAM	304.923	353.785	16,02	9.105.625	11.125.402	22,18
MALDIVES	16	-	-100,00	809	-	-100,00
INDIA	53.243	129.846	143,87	1.186.233	3.511.266	196,00
PAKISTAN	36	1.350	3.623,03	6.100	19.783	224,30
BANGLADESH	7.997	3.934	-50,80	280.754	157.701	-43,83
SRI LANKA	121	630	420,66	5.385	40.056	643,77
IRAN (ISLAMIC REPUBLIC OF)	14.119	-	-100,00	20.578	-	-100,00
SAUDI ARABIA	33	21	-35,38	15.098	13.210	-12,51
OMAN	2	-	-100,00	492	-	-100,00
TURKEY	5.179	5.472	5,67	548.302	559.719	2,08
UNITED ARAB EMIRATES	20	-	-100,00	450	-	-100,00
NIGERIA	-	4.761	-	-	7.380	-
AUSTRALIA	169	102	-39,42	3.257	6.236	91,47
NEW ZEALAND	247	90	-63,56	385	702	82,33
FIJI	-	39	-	-	2.722	-
UNITED STATES	808	6.838	745,83	96.940	284.832	193,82
MEXICO	11.556	15.675	35,65	1.103.009	1.761.474	59,70
PERU	-	5	-	-	83	-
FRENCH POLYNESIA	61	-	-100,00	466	-	-100,00
NETHERLANDS	675	393	-41,78	1.730	9.261	435,45
FRANCE	460	2.054	346,95	18.505	94.595	411,19
GERMANY, FED. REP. OF	2.176	3.473	59,57	99.897	190.419	90,62
SWITZERLAND	1.302	-	-100,00	32.742	-	-100,00
DENMARK	160	-	-100,00	6.134	-	-100,00
SWEDEN	2.181	2.771	27,09	102.822	129.857	26,29
FINLAND	43	-	-100,00	1.103	-	-100,00
ITALY	15.922	8.094	-49,17	3.097.491	1.771.700	-42,80
SPAIN	169	1.055	524,26	73.472	222.900	203,38
PORTUGAL	5.583	269	-95,18	178.251	8.264	-95,36
ROMANIA	36	-	-100,00	3.294	-	-100,00
ARMENIA	480	355	-26,06	16.382	26.890	64,15
SLOVAKIA	8.376	16.577	97,92	60.000	98.420	64,03
CZECH REPUBLIC	238	735	208,82	11.110	33.922	205,33
RUSSIA FEDERATION	65	4	-93,80	14.185	120	-99,15
KAYU LAPIS	**812.777.549**	**809.246.155**	**-0,43**	**800.284.429**	**1.048.489.438**	**31,01**
JAPAN	180.972.908	208.164.571	15,03	194.101.191	325.181.149	67,53
HONG KONG	2.764.674	3.315.480	19,92	2.284.302	3.203.474	40,24
KOREA, REPUBLIC OF	156.752.850	149.851.359	-4,40	134.364.046	155.759.958	15,92
TAIWAN	41.456.910	33.145.122	-20,05	31.014.343	33.173.198	6,96
CHINA	6.081.054	3.485.817	-42,68	4.626.895	3.549.551	-23,28
THAILAND	7.345.049	6.960.593	-5,23	6.132.651	7.618.406	24,23
SINGAPORE	18.413.125	17.841.747	-3,10	14.768.807	15.253.008	3,28
PHILIPPINES	4.975.884	7.988.399	60,54	5.509.662	11.317.229	105,41
MALAYSIA	53.401.544	61.078.901	14,38	44.142.549	55.511.744	25,76
MYANMAR	-	21.141	-	-	20.955	-
CAMBODIA	48.393	-	-100,00	38.552	-	-100,00
BRUNEI DARUSSALAM	459.869	734.940	59,81	401.583	622.616	55,04
VIET NAM	5.238.951	5.389.948	2,88	5.820.904	7.390.368	26,96
MALDIVES	59.441	59.688	0,42	51.418	65.483	27,35
INDIA	16.206.299	12.633.902	-22,04	13.733.533	14.297.948	4,11
PAKISTAN	-	3	-	-	1	-
SRI LANKA	22.718	-	-100,00	20.162	-	-100,00
IRAQ	752.546	219.796	-70,79	624.944	185.488	-70,32
SAUDI ARABIA	27.860.929	24.720.807	-11,27	22.343.744	24.462.866	9,48
KUWAIT	821.709	2.212.725	169,28	955.634	2.311.936	141,93
JORDAN	471.405	916.074	94,33	422.437	879.665	108,24
LEBANON	-	41.979	-	-	39.261	-
OMAN	3.458.391	2.133.038	-38,32	2.984.544	2.292.071	-23,20
TURKEY	20.277	-	-100,00	29.291	-	-100,00
UNITED ARAB EMIRATES	5.736.562	5.886.084	2,61	4.874.664	5.684.557	16,61
QATAR	322.006	925.945	187,56	288.430	768.716	166,52
BAHRAIN	339.279	356.896	5,19	273.174	308.198	12,82
CYPRUS	-	22.023	-	-	23.472	-
EGYPT	399.583	437.758	9,55	308.396	527.701	71,11
MOROCCO	-	52.357	-	-	48.948	-
ALGERIA	-	47.638	-	-	54.827	-
SOMALIA	159.836	90.000	-43,69	153.006	89.928	-41,23
DJIBOUTI	-	46.318	-	-	47.466	-

https://www.bps.go.id

TABEL 6. PERKEMBANGAN EKSPOR INDONESIA MENURUT KOMODITI DAN NEGARA TUJUAN
JANUARI - JUNI 2021 DAN 2022

KOMODITI / NEGARA TUJUAN	BERAT BERSIH (KG)		PERUB	NILAI FOB (US $)		PERUB
	JAN-JUN 2021	JAN-JUN 2022	%	JAN-JUN 2021	JAN-JUN 2022	%
(1)	(2)	(3)	(4)	(5)	(6)	(7)
SAINT HELENA	39.575	-	-100,00	34.299	-	-100,00
SOUTH AFRICA	733.234	450.319	-38,58	702.321	486.569	-30,72
COMOROS	-	19.000	-	-	22.016	-
MAURITIUS	36.000	-	-100,00	7.263	-	-100,00
MAYOTTE	22.362	-	-100,00	20.353	-	-100,00
AUSTRALIA	10.453.329	13.329.607	27,52	13.404.518	19.214.719	43,35
NEW ZEALAND	1.010.518	504.989	-50,03	1.194.288	651.562	-45,44
EAST TIMOR	580.488	673.552	16,03	578.890	457.929	-20,90
UNITED STATES	214.318.033	206.989.410	-3,42	239.147.989	297.263.008	24,30
CANADA	4.333.963	2.647.048	-38,92	4.139.079	4.407.643	6,49
MEXICO	2.485.894	1.656.455	-33,37	2.395.829	1.881.704	-21,46
CHILE	108.741	-	-100,00	138.719	-	-100,00
PERU	162.437	-	-100,00	167.233	-	-100,00
COSTA RICA	-	1.500	-	-	680	-
UNITED KINGDOM	22.099.352	14.959.612	-32,31	25.202.489	25.927.109	2,88
NETHERLANDS	9.076.640	4.470.520	-50,75	9.244.794	6.432.884	-30,42
GERMANY, FED. REP. OF	4.841.259	4.677.706	-3,38	5.916.754	8.726.133	47,48
BELGIUM	4.585.767	6.393.441	39,42	4.160.013	7.547.366	81,43
SWITZERLAND	463	205	-55,70	760	950	25,00
DENMARK	92.613	82.906	-10,48	72.746	85.444	17,45
SWEDEN	7.289	11.602	59,16	12.826	23.050	79,70
ITALY	2.866.376	3.175.782	10,79	2.978.971	4.166.764	39,87
SPAIN	39	90.844	232.833,33	61	88.725	144.410,64
PORTUGAL	51.495	27.897	-45,83	134.769	95.492	-29,14
GREECE	44.124	85.400	93,55	24.971	90.363	261,87
HUNGARY	-	3	-	-	1	-
POLAND	-	92.000	-	-	89.633	-
ROMANIA	132.787	44.343	-66,61	149.709	50.619	-66,19
ESTONIA	117.086	46.810	-60,02	150.456	58.276	-61,27
CROATIA	-	37	-	-	10	-
MALTA	35.490	34.120	-3,86	35.467	30.602	-13,72
SERBIA	2	-	-100,00	0	-	-100,00
PANEL KAYU LAINNYA	**617.036.372**	**611.094.483**	**-0,96**	**435.804.015**	**494.113.604**	**13,38**
JAPAN	72.318.697	91.123.924	26,00	83.265.180	109.182.603	31,13
HONG KONG	4.082.880	4.016.657	-1,62	2.865.920	3.005.265	4,86
KOREA, REPUBLIC OF	37.054.747	34.907.272	-5,80	21.119.955	18.057.511	-14,50
TAIWAN	58.522.666	56.425.976	-3,58	35.674.537	33.055.232	-7,34
CHINA	189.101.725	144.888.596	-23,38	114.027.480	89.044.079	-21,91
THAILAND	3.886.418	3.763.850	-3,15	2.115.023	2.593.754	22,63
SINGAPORE	6.631.520	7.005.542	5,64	5.057.124	5.178.142	2,39
PHILIPPINES	3.083.703	3.613.513	17,18	1.278.503	1.747.000	36,64
MALAYSIA	21.065.796	26.550.402	26,04	12.660.260	17.006.907	34,33
MYANMAR	672.104	756.703	12,59	156.809	250.593	59,81
CAMBODIA	2.854	-	-100,00	2.839	-	-100,00
BRUNEI DARUSSALAM	382.804	784.891	105,04	351.223	759.898	116,36
VIET NAM	7.134.115	1.476.669	-79,30	2.526.189	967.412	-61,70
MALDIVES	337.958	762.011	125,48	369.723	877.987	137,47
INDIA	6.324.617	3.152.042	-50,16	2.056.788	1.169.126	-43,16
PAKISTAN	1	-	-100,00	2	-	-100,00
IRAQ	7.167.325	11.594.905	61,77	2.864.056	4.525.193	58,00
IRAN (ISLAMIC REPUBLIC OF)	16.395.284	21.868.761	33,38	4.276.997	7.120.210	66,48
SAUDI ARABIA	29.901.178	23.590.558	-21,10	12.737.512	13.398.758	5,19
ISRAEL	138.931	129.781	-6,59	129.329	147.867	14,33
KUWAIT	4.670.071	5.046.991	8,07	3.320.665	3.768.318	13,48
JORDAN	19.944.941	8.662.185	-56,57	12.917.511	7.003.987	-45,78
LEBANON	114.000	9.090.174	7.873,84	75.934	3.045.884	3.911,23
YEMEN	3.060.105	11.720.557	283,01	598.611	3.777.200	530,99
OMAN	-	184.166	-	-	175.866	-
UNITED ARAB EMIRATES	3.639.517	882.894	-75,74	1.305.891	788.690	-39,61
QATAR	471.398	367.152	-22,11	320.656	304.382	-5,08
BAHRAIN	165.641	275.318	66,21	140.479	234.954	67,25
EGYPT	39.718.293	48.724.484	22,68	11.700.000	16.934.149	44,74
LIBYAN ARAB JAMAHIRIYA	769.223	316.380	-58,87	622.634	268.256	-56,92
MOROCCO	-	84.074	-	-	84.723	-
ALGERIA	63.108	76.365	21,01	53.434	60.673	13,55
SUDAN	3.453.471	-	-100,00	813.753	-	-100,00
NIGERIA	-	13.500	-	-	44.416	-
SOUTH AFRICA	58.587	97.371	66,20	47.961	80.835	68,54
MAURITIUS	6.051	3.231	-46,60	9.623	8.853	-8,00
AUSTRALIA	8.709.773	7.658.639	-12,07	14.649.537	14.334.678	-2,15
NEW ZEALAND	78.665	150.576	91,41	109.812	238.553	117,24
EAST TIMOR	-	22.140	-	-	13.726	-
UNITED STATES	51.329.752	68.472.296	33,40	66.893.943	117.156.138	75,14
CANADA	2.406.860	1.054.678	-56,18	3.331.011	1.720.279	-48,36
MEXICO	9.027.253	6.682.189	-25,98	7.000.995	6.268.192	-10,47
PANAMA	24.114	-	-100,00	18.747	-	-100,00
JAMAICA	283	-	-100,00	2.344	-	-100,00
GUADELOUPE	-	540	-	-	1.600	-
UNITED KINGDOM	1.814.779	1.448.556	-20,18	2.934.273	2.553.834	-12,97
NETHERLANDS	481.565	63.612	-86,79	531.112	122.885	-76,86
FRANCE	125.518	57.837	-53,92	127.465	64.615	-49,31
GERMANY, FED. REP. OF	2.421.901	2.987.576	23,36	4.324.752	6.401.869	48,03

https://www.bps.go.id

TABEL 6. PERKEMBANGAN EKSPOR INDONESIA MENURUT KOMODITI DAN NEGARA TUJUAN
JANUARI - JUNI 2021 DAN 2022

KOMODITI / NEGARA TUJUAN	BERAT BERSIH (KG)		PERUB	NILAI FOB (US $)		PERUB
	JAN-JUN 2021	JAN-JUN 2022	%	JAN-JUN 2021	JAN-JUN 2022	%
(1)	(2)	(3)	(4)	(5)	(6)	(7)
BELGIUM	11.507	151.912	1.220,23	50.790	124.021	144,18
IRELAND	-	51.990	-	-	53.730	-
ITALY	39.691	71.264	79,55	45.284	86.497	91,01
SPAIN	-	240	-	-	807	-
PORTUGAL	372	-	-100,00	3.732	-	-100,00
GREECE	134.530	149.789	11,34	136.678	174.595	27,74
POLAND	67.537	24.491	-63,74	150.826	24.491	-83,76
ROMANIA	22.540	89.264	296,04	30.110	104.372	246,63
KAZAKHSTAN	2	-	-100,00	3	-	-100,00
KAYU OLAHAN	**892.895.680**	**1.126.516.834**	**26,16**	**393.564.706**	**388.700.462**	**-1,24**
JAPAN	440.338.742	397.925.470	-9,63	51.066.812	47.876.067	-6,25
HONG KONG	44.784	24.438	-45,43	50.068	53.090	6,04
KOREA, REPUBLIC OF	174.529.189	221.672.030	27,01	39.798.241	47.686.255	19,82
TAIWAN	2.328.101	19.393.839	733,03	1.612.894	3.361.667	108,42
CHINA	108.820.755	346.296.321	218,23	94.036.180	76.936.577	-18,18
THAILAND	10.288	71.295	592,99	7.373	59.036	700,69
SINGAPORE	128.051	127.775	-0,22	154.691	216.458	39,93
PHILIPPINES	211.348	348.577	64,93	36.236	188.583	420,44
MALAYSIA	9.389.945	979.994	-89,56	6.719.671	632.475	-90,59
CAMBODIA	51.170	58.681	14,68	48.776	28.821	-40,91
BRUNEI DARUSSALAM	290	-	-100,00	544	-	-100,00
NEPAL	2.307.776	18.524	-99,20	1.500.611	14.950	-99,00
VIET NAM	3.964.456	2.865.622	-27,72	3.247.698	1.951.169	-39,92
MALDIVES	107.850	117.539	8,98	189.322	128.696	-32,02
INDIA	44.431.820	34.245.537	-22,93	25.733.083	19.573.317	-23,94
PAKISTAN	217.131	55.312	-74,53	97.566	30.148	-69,10
BANGLADESH	34.021	413	-98,79	22.154	348	-98,43
SRI LANKA	55.681	101.276	81,89	30.447	68.606	125,33
IRAN (ISLAMIC REPUBLIC OF)	293	35.627	12.077,26	204	67.336	32.888,55
SAUDI ARABIA	164.760	254.887	54,70	60.150	164.593	173,63
ISRAEL	27.270	85.267	212,67	39.835	227.418	470,91
KUWAIT	27.015	17.965	-33,50	3.377	32.318	857,03
LEBANON	12.560	-	-100,00	66.992	-	-100,00
YEMEN	23.750	6.850	-71,16	16.034	418	-97,39
OMAN	-	1.584	-	-	2.277	-
TURKEY	2.853	53.340	1.769,93	5.090	62.975	1.137,23
UNITED ARAB EMIRATES	158.330	248.497	56,95	113.797	96.054	-15,59
QATAR	17.832	16.664	-6,55	34.570	30.019	-13,16
BAHRAIN	-	24.213	-	-	11.158	-
CYPRUS	-	11.500	-	-	10.291	-
EGYPT	6.784	-	-100,00	32.659	-	-100,00
LIBYAN ARAB JAMAHIRIYA	47.050	39.100	-16,90	11.472	21.371	86,29
MOROCCO	2.444	8.094	231,18	3.364	8.657	157,32
TUNISIA	26.500	-	-100,00	26.750	-	-100,00
ETHIOPIA	-	5.258	-	-	9.345	-
TANZANIA, UNITED REP. OF	-	12.000	-	-	800	-
SOMALIA	61.798	70.500	14,08	99.082	176.858	78,50
KENYA	104.000	-	-100,00	11.960	-	-100,00
REUNION	410	51.460	12.451,22	1.720	65.298	3.696,39
LIBERIA	-	3.300	-	-	18.335	-
COTE D'IVOIRE	18.000	-	-100,00	22.500	-	-100,00
BENIN	24.579	27.632	12,42	10.569	6.569	-37,85
NIGER	2.226	-	-100,00	14.240	-	-100,00
DJIBOUTI	-	7.945	-	-	25.140	-
SOUTH AFRICA	2.975.368	3.051.751	2,57	3.733.334	4.805.653	28,72
MAURITIUS	17.229	37.584	118,14	39.251	79.402	102,29
AUSTRALIA	36.240.248	36.352.237	0,31	58.554.259	62.249.038	6,31
NEW ZEALAND	9.274.120	10.330.623	11,39	16.116.893	20.912.378	29,75
NEW CALEDONIA	213.927	232.397	8,63	390.097	471.568	20,88
FIJI	7.869	-	-100,00	5.470	-	-100,00
EAST TIMOR	10	2	-80,00	10	4	-65,00
UNITED STATES	17.072.216	15.755.080	-7,72	28.368.702	31.829.848	12,20
CANADA	739.679	332.314	-55,07	1.337.415	713.383	-46,66
MEXICO	41.427	875.067	2.012,29	66.442	1.781.832	2.581,80
PANAMA	8.655	-	-100,00	24.949	-	-100,00
PUERTO RICO	16.220	18.477	13,91	45.589	61.864	35,70
COSTA RICA	2.670	12.768	378,20	2.738	25.353	826,01
ARUBA	22.411	6.100	-72,78	20.558	6.298	-69,37
FRENCH GUIANA	8.925	-	-100,00	12.700	-	-100,00
FRENCH POLYNESIA	235.174	371.000	57,76	443.961	681.687	53,55
NETHERLANDS ANTILLES	14.083	4.814	-65,81	9.941	4.765	-52,07
GUADELOUPE	15.809	6.505	-58,85	20.411	13.086	-35,88
UNITED KINGDOM	1.692.752	2.428.513	43,47	3.076.782	5.176.372	68,24
NETHERLANDS	16.517.442	12.573.223	-23,88	27.291.484	25.835.989	-5,33
FRANCE	993.092	3.047.781	206,90	1.650.176	5.850.701	254,55
GERMANY, FED. REP. OF	14.022.322	9.274.369	-33,86	18.251.281	15.551.292	-14,79
AUSTRIA	11	-	-100,00	96	-	-100,00
BELGIUM	2.316.784	3.404.298	46,94	3.634.583	5.740.257	57,93
SWITZERLAND	17.542	-	-100,00	21.663	-	-100,00
DENMARK	604.740	710.891	17,55	869.134	1.350.926	55,43
NORWAY	3.450	-	-100,00	8.189	-	-100,00
SWEDEN	259.027	360.259	39,08	371.871	515.433	38,61

https://www.bps.go.id

TABEL 6. PERKEMBANGAN EKSPOR INDONESIA MENURUT KOMODITI DAN NEGARA TUJUAN
JANUARI - JUNI 2021 DAN 2022

KOMODITI / NEGARA TUJUAN	BERAT BERSIH (KG)		PERUB	NILAI FOB (US $)		PERUB
	JAN-JUN 2021	JAN-JUN 2022	%	JAN-JUN 2021	JAN-JUN 2022	%
(1)	(2)	(3)	(4)	(5)	(6)	(7)
FINLAND	-	22.307	-	-	36.741	-
IRELAND	139.171	144.806	4,05	255.063	322.204	26,32
ITALY	419.600	616.550	46,94	1.525.181	2.198.234	44,13
SPAIN	35.010	103.207	194,79	169.638	334.436	97,15
PORTUGAL	2.415	681	-71,80	6.513	139.000	2.034,31
ICELAND	-	50.126	-	-	78.241	-
GREECE	52.467	46.845	-10,72	71.200	116.816	64,07
HUNGARY	2.504	-	-100,00	8.178	-	-100,00
POLAND	579.476	723.899	24,92	643.218	1.183.182	83,95
ROMANIA	49.900	-	-100,00	129.565	-	-100,00
BULGARIA	-	15.575	-	-	37.119	-
ALBANIA	4.414	6.526	47,85	10.701	15.244	42,45
ARMENIA	70.830	-	-100,00	149.667	-	-100,00
UKRAINE	94.585	32.592	-65,54	186.033	63.284	-65,98
LATVIA	20.005	-	-100,00	71.505	-	-100,00
ESTONIA	18.700	85.750	358,56	25.538	135.083	428,95
GEORGIA	21.011	-	-100,00	50.435	-	-100,00
CROATIA	35.795	35.951	0,43	127.120	147.897	16,34
SLOVENIA	-	47.884	-	-	119.500	-
CZECH REPUBLIC	156.489	33.581	-78,54	315.771	58.030	-81,62
RUSSIA FEDERATION	160.254	80.175	-49,97	524.667	214.831	-59,05
BARANG BANGUNAN DARI KAYU	**120.490.771**	**139.926.922**	**16,13**	**246.372.084**	**292.016.751**	**18,53**
JAPAN	14.417.688	18.048.966	25,19	27.267.409	35.917.779	31,72
HONG KONG	220.856	294.174	33,20	670.751	947.853	41,31
KOREA, REPUBLIC OF	2.726.691	7.725.733	183,34	4.088.474	9.268.429	126,70
TAIWAN	429.972	757.952	76,28	629.201	948.942	50,82
CHINA	5.089.351	4.327.200	-14,98	10.304.124	6.148.227	-40,33
MONGOLIA	4.386	-	-100,00	12.712	-	-100,00
THAILAND	591.511	740.869	25,25	1.051.323	844.899	-19,63
SINGAPORE	471.711	912.542	93,45	648.795	1.295.852	99,73
PHILIPPINES	392.338	414.376	5,62	671.030	713.494	6,33
MALAYSIA	880.164	2.347.901	166,76	1.106.907	2.158.019	94,96
MYANMAR	77.469	-	-100,00	201.017	-	-100,00
CAMBODIA	41.600	17.424	-58,12	24.000	7.397	-69,18
BRUNEI DARUSSALAM	30.800	-	-100,00	51.444	-	-100,00
NEPAL	394.631	13	-100,00	262.796	4	-100,00
VIET NAM	33	100.247	300.039,82	26	202.218	771.428,96
MALDIVES	90.356	319.018	253,07	239.330	516.282	115,72
INDIA	2.772.076	6.122.297	120,86	2.402.686	4.829.872	101,02
PAKISTAN	13.678	11	-99,92	33.089	8	-99,98
BANGLADESH	181.753	197.527	8,68	123.706	162.206	31,12
SRI LANKA	74.950	8.560	-88,58	294.399	9.727	-96,70
IRAQ	19.222	-	-100,00	42.069	-	-100,00
IRAN (ISLAMIC REPUBLIC OF)	62.952	74.353	18,11	108.994	139.018	27,55
SAUDI ARABIA	1.593	535	-66,44	5.321	2.266	-57,41
ISRAEL	10.186	51.532	405,91	17.437	178.893	925,94
KUWAIT	4	-	-100,00	2	-	-100,00
LEBANON	9.473	-	-100,00	30.815	-	-100,00
OMAN	24.024	55.780	132,18	48.906	99.541	103,54
TURKEY	250	1.640	556,00	1.173	3.346	185,33
UNITED ARAB EMIRATES	47.458	288.455	507,81	86.331	287.061	232,51
QATAR	14.964	2.392	-84,01	14.650	51.268	249,95
BAHRAIN	128	23.496	18.227,74	325	10.000	2.980,43
CYPRUS	16	-	-100,00	216	-	-100,00
MOROCCO	134	-	-100,00	475	-	-100,00
TUNISIA	4	-	-100,00	3	-	-100,00
ETHIOPIA	17.945	30.509	70,01	26.481	77.049	190,96
TANZANIA, UNITED REP. OF	180	73.468	40.715,56	1.480	413.829	27.868,63
SOMALIA	681.366	1.049.016	53,96	1.407.361	2.168.536	54,09
REUNION	110.452	78.243	-29,16	257.326	159.425	-38,05
MOZAMBIQUE	-	25.500	-	-	29.790	-
BOTSWANA	50.000	72.000	44,00	53.039	78.325	47,67
NIGERIA	6	-	-100,00	6	-	-100,00
GABON	-	2.865	-	-	7.086	-
SEYCHELLES	5.658	48.582	758,72	32.564	99.430	205,34
UGANDA	8	-	-100,00	6	-	-100,00
NIGER	20.343	-	-100,00	537.828	-	-100,00
DJIBOUTI	40.015	57.654	44,08	134.102	65.470	-51,18
SOUTH AFRICA	6.387.457	5.621.075	-12,00	7.107.416	7.021.911	-1,20
COMOROS	26.200	-	-100,00	40.770	-	-100,00
MAURITIUS	8.310	8.987	8,14	36.875	30.124	-18,31
RWANDA	5	-	-100,00	4	-	-100,00
AUSTRALIA	5.338.735	6.760.453	26,63	12.965.185	15.811.872	21,96
NEW ZEALAND	136.539	292.548	114,26	409.803	843.422	105,81
GUAM	19.038	10.517	-44,76	32.341	21.798	-32,60
NEW CALEDONIA	35.356	33.154	-6,23	62.396	57.906	-7,20
NORTHERN MARIANA ISLANDS	11.886	9.017	-24,14	17.074	15.533	-9,03
WALLIS AND FUTUNA ISLANDS	-	221	-	-	1.028	-
FIJI	-	12.445	-	-	10.075	-
EAST TIMOR	44.961	80.900	79,93	16.535	37.733	128,20
UNITED STATES	19.683.599	24.205.015	22,97	51.833.173	65.989.796	27,31
CANADA	1.783.812	1.795.121	0,63	3.895.625	3.982.178	2,22

https://www.bps.go.id

TABEL 6. PERKEMBANGAN EKSPOR INDONESIA MENURUT KOMODITI DAN NEGARA TUJUAN
JANUARI - JUNI 2021 DAN 2022

KOMODITI / NEGARA TUJUAN	BERAT BERSIH (KG)		PERUB	NILAI FOB (US $)		PERUB
	JAN-JUN 2021	JAN-JUN 2022	%	JAN-JUN 2021	JAN-JUN 2022	%
(1)	(2)	(3)	(4)	(5)	(6)	(7)
MEXICO	165.918	284.003	71,17	408.884	606.427	48,31
PANAMA	5.115	1.499	-70,69	13.750	18.026	31,10
CHILE	13.368	-	-100,00	28.620	-	-100,00
ARGENTINA	68.507	45.143	-34,10	149.215	116.756	-21,75
BRAZIL	30	-	-100,00	53	-	-100,00
COLOMBIA	-	13.203	-	-	46.653	-
URUGUAY	-	21.408	-	-	80.260	-
BAHAMAS	1.496	7.991	434,16	13.407	45.224	237,32
JAMAICA	46.852	60.193	28,47	444.252	568.399	27,95
PUERTO RICO	21.562	19.975	-7,36	42.900	34.182	-20,32
DOMINICAN REPUBLIC	105	-	-100,00	450	-	-100,00
COSTA RICA	25.251	20.987	-16,89	10.205	33.413	227,41
BARBADOS	21.715	21.933	1,00	96.991	126.014	29,92
ANTIGUA AND BARBUDA	61.638	4.251	-93,10	482.537	61.705	-87,21
ARUBA	3.234	-	-100,00	5.905	-	-100,00
DOMINICA	3.946	-	-100,00	9.755	-	-100,00
FRENCH POLYNESIA	63.991	86.893	35,79	148.879	159.094	6,86
MARTINIQUE	5.385	7.807	44,98	14.213	17.463	22,87
NETHERLANDS ANTILLES	18.158	62.418	243,76	88.794	382.176	330,41
TURKS AND CAICOS ISLANDS	-	19.110	-	-	178.376	-
GUADELOUPE	59.962	82.533	37,64	461.669	276.064	-40,20
VIRGIN ISLANDS (BRITISH)	1.897	-	-100,00	4.380	-	-100,00
U.S. VIRGIN ISLANDS	1.810	-	-100,00	13.185	-	-100,00
UNITED KINGDOM	26.885.313	26.426.505	-1,71	55.333.105	57.919.523	4,67
NETHERLANDS	16.753.406	16.966.947	1,27	33.830.118	41.833.149	23,66
FRANCE	3.910.826	3.757.173	-3,93	7.944.729	8.020.810	0,96
GERMANY, FED. REP. OF	3.826.060	3.312.051	-13,43	6.099.959	6.514.824	6,80
AUSTRIA	108.524	22.095	-79,64	228.419	56.910	-75,09
BELGIUM	1.694.524	2.121.687	25,21	2.257.218	2.924.391	29,56
SWITZERLAND	88	-	-100,00	1.289	-	-100,00
DENMARK	154.886	194.686	25,70	386.443	641.313	65,95
NORWAY	44.220	40.039	-9,45	118.220	150.814	27,57
SWEDEN	126.264	120.261	-4,75	1.778.194	1.855.407	4,34
IRELAND	1.130.785	992.128	-12,26	2.201.224	2.133.428	-3,08
ITALY	497.107	786.874	58,29	1.459.843	2.186.239	49,76
SPAIN	271.767	168.696	-37,93	883.296	577.065	-34,67
PORTUGAL	2.007	594	-70,40	8.996	3.778	-58,00
GREECE	52.996	200.289	277,93	99.690	446.258	347,65
HUNGARY	-	25.501	-	-	57.580	-
POLAND	762.863	722.985	-5,23	1.589.375	1.735.006	9,16
ROMANIA	12.535	51.891	313,97	20.839	137.168	558,24
BULGARIA	950	37.071	3.802,17	845	107.769	12.649,66
ARMENIA	11.150	-	-100,00	62.335	-	-100,00
AZERBAIJAN	21.864	20.116	-7,99	51.761	27.615	-46,65
KAZAKHSTAN	760	-	-100,00	3.121	-	-100,00
UKRAINE	29.317	11.256	-61,61	69.765	48.689	-30,21
ESTONIA	-	3	-	-	10	-
GEORGIA	41.991	-	-100,00	29.296	-	-100,00
SLOVAKIA	-	32.962	-	-	106.769	-
SLOVENIA	1.329	1	-99,96	10.762	4	-99,96
CZECH REPUBLIC	5.623	50.096	790,92	24.971	110.306	341,73
RUSSIA FEDERATION	59.386	5.389	-90,93	132.904	6.778	-94,90
KERAJINAN UKIRAN DARI KAYU BUKAN MEBELLER	**14.721.425**	**18.912.165**	**28,47**	**53.206.368**	**62.978.263**	**18,37**
JAPAN	998.328	1.244.031	24,61	6.154.457	5.781.413	-6,06
HONG KONG	2.789	1.540	-44,76	33.366	23.217	-30,42
KOREA, REPUBLIC OF	843.959	823.410	-2,43	1.560.392	1.981.500	26,99
TAIWAN	209.940	552.849	163,34	253.911	563.611	121,97
CHINA	75.360	2.717.456	3.505,98	218.118	1.345.265	516,76
PAPUA NEW GUINEA	204	318	56,23	1.298	1.332	2,58
THAILAND	5.539	25.167	354,39	15.288	86.207	463,90
SINGAPORE	71.320	80.397	12,73	1.113.004	1.341.952	20,57
PHILIPPINES	9.461	6.022	-36,35	27.837	10.850	-61,02
MALAYSIA	88.006	105.151	19,48	192.806	264.877	37,38
CAMBODIA	172	1.808	954,33	1.151	3.704	221,79
BRUNEI DARUSSALAM	799	2.676	234,92	21.248	5.480	-74,21
VIET NAM	16.554	143.507	766,91	34.984	128.888	268,43
MALDIVES	11.381	39.575	247,73	143.772	263.391	83,20
INDIA	25.963	42.194	62,52	81.684	160.026	95,91
PAKISTAN	18.600	-	-100,00	11.160	-	-100,00
BANGLADESH	70	2	-97,43	75	244	225,80
SRI LANKA	976	83	-91,52	1.605	291	-81,87
IRAQ	4.729	1.539	-67,45	13.846	3.333	-75,93
IRAN (ISLAMIC REPUBLIC OF)	30	290	868,90	251	569	126,36
SAUDI ARABIA	105.977	74.389	-29,81	240.922	380.804	58,06
ISRAEL	49.799	50.100	0,60	128.915	162.375	25,95
KUWAIT	10.202	15.503	51,96	49.684	66.036	32,91
LEBANON	175	496	183,43	451	995	120,35
OMAN	2.558	960	-62,47	13.211	3.220	-75,63
TURKEY	51.745	68.799	32,96	163.169	253.440	55,32
UNITED ARAB EMIRATES	48.762	54.640	12,06	141.152	447.161	216,79
QATAR	63.384	60.295	-4,87	305.101	218.600	-28,35

https://www.bps.go.id

TABEL 6. PERKEMBANGAN EKSPOR INDONESIA MENURUT KOMODITI DAN NEGARA TUJUAN
JANUARI - JUNI 2021 DAN 2022

KOMODITI / NEGARA TUJUAN	BERAT BERSIH (KG)		PERUB	NILAI FOB (US $)		PERUB
	JAN-JUN 2021	JAN-JUN 2022	%	JAN-JUN 2021	JAN-JUN 2022	%
(1)	(2)	(3)	(4)	(5)	(6)	(7)
BAHRAIN	2.077	715	-65,58	14.709	3.932	-73,27
CYPRUS	646	1.969	204,76	7.191	28.180	291,86
EGYPT	8.158	716	-91,22	23.026	868	-96,23
MOROCCO	1.384	271	-80,42	3.381	3.064	-9,38
TUNISIA	-	1.730	-	-	14.611	-
ALGERIA	1.769	-	-100,00	3.819	-	-100,00
TANZANIA, UNITED REP. OF	4.666	15.572	233,76	22.570	166.475	637,58
KENYA	432	2	-99,63	1.251	1	-99,92
REUNION	15.338	34.468	124,72	65.902	110.085	67,04
MOZAMBIQUE	-	10	-	-	1.557	-
ANGOLA	-	886	-	-	4.015	-
NIGERIA	-	123	-	-	4.157	-
GABON	367	236	-35,69	416	381	-8,45
COTE D'IVOIRE	-	907	-	-	5.680	-
SENEGAL	-	40	-	-	154	-
GAMBIA	2.955	-	-100,00	11.435	-	-100,00
SEYCHELLES	297	3.590	1.107,61	2.376	18.675	685,95
SOUTH AFRICA	43.132	36.623	-15,09	138.838	154.558	11,32
MAURITIUS	16.642	26.723	60,58	50.910	109.001	114,11
MAYOTTE	738	185	-74,93	1.080	6.302	483,71
AUSTRALIA	679.968	558.642	-17,84	2.167.827	2.005.305	-7,50
NEW ZEALAND	43.886	45.817	4,40	230.275	246.362	6,99
GUAM	1.090	443	-59,35	8.084	1.279	-84,18
NEW CALEDONIA	17.660	10.122	-42,68	39.420	22.681	-42,46
NORTHERN MARIANA ISLANDS	1.600	1.400	-12,50	3.266	8.001	144,99
SAINT VINCENT AND THE GRENADINES	-	130	-	-	11.500	-
VANUATU	445	-	-100,00	2.393	-	-100,00
WALLIS AND FUTUNA ISLANDS	242	4	-98,35	1.270	221	-82,60
AMERICAN SAMOA	120	-	-100,00	265	-	-100,00
COOK ISLANDS	-	598	-	-	5.744	-
FIJI	3.984	6.775	70,03	14.375	22.214	54,53
SOLOMON ISLANDS	-	8.372	-	-	2.712	-
EAST TIMOR	6.151	22.631	267,95	6.715	31.874	374,65
UNITED STATES	6.915.744	6.946.344	0,44	25.287.848	28.857.051	14,11
CANADA	137.281	141.193	2,85	536.415	644.237	20,10
MEXICO	26.483	39.562	49,39	81.873	159.682	95,03
GUATEMALA	764	4.075	433,31	6.205	14.851	139,33
PANAMA	1.467	1.269	-13,50	3.671	599	-83,67
CURACAO	1.008	270	-73,21	1.059	3.594	239,30
SURINAME	593	69	-88,35	2.991	704	-76,48
CHILE	78.815	108.804	38,05	195.938	289.778	47,89
ARGENTINA	19.350	38.800	100,52	96.521	136.523	41,44
BRAZIL	34.288	66.671	94,45	103.323	212.539	105,70
COLOMBIA	10.504	24.705	135,20	31.224	62.186	99,16
URUGUAY	2.079	1.365	-34,34	7.610	9.016	18,48
PARAGUAY	3.969	-	-100,00	10.842	-	-100,00
ECUADOR	2.662	1.788	-32,82	7.632	28.151	268,86
PERU	1.029	1.947	89,23	15.521	14.409	-7,16
BAHAMAS	1.364	12.370	807,19	2.514	57.597	2.191,02
JAMAICA	657	6.262	853,47	3.715	8.955	141,08
PUERTO RICO	131	2.762	2.007,11	985	14.183	1.339,49
BELIZE	222	679	205,86	837	11.567	1.282,31
DOMINICAN REPUBLIC	7.322	14.877	103,18	37.314	44.969	20,51
EL SALVADOR	-	4.548	-	-	30.384	-
COSTA RICA	9.714	31.952	228,94	37.751	116.218	207,86
HAITI	725	-	-100,00	4.289	-	-100,00
BARBADOS	48	1.991	4.091,58	106	9.965	9.300,73
ANTIGUA AND BARBUDA	1.333	992	-25,55	1.257	3.964	215,39
ARUBA	7.949	1.061	-86,65	3.088	2.450	-20,64
BERMUDA	-	3	-	-	87	-
CAYMAN ISLANDS	767	1.781	132,20	3.695	6.973	88,71
FRENCH GUIANA	847	1.154	36,25	4.912	5.755	17,16
FRENCH POLYNESIA	5.441	11.505	111,45	28.199	33.768	19,75
MARTINIQUE	14.404	19.533	35,61	23.059	56.676	145,79
NETHERLANDS ANTILLES	4.804	5.636	17,34	61.097	17.281	-71,72
TURKS AND CAICOS ISLANDS	328	-	-100,00	1.740	-	-100,00
GUADELOUPE	18.386	31.525	71,46	73.904	131.895	78,47
VIRGIN ISLANDS (BRITISH)	6.073	1.897	-68,76	71.527	4.826	-93,25
U.S. VIRGIN ISLANDS	1.100	262	-76,22	4.042	1.255	-68,95
UNITED KINGDOM	526.664	622.462	18,19	2.182.962	2.607.490	19,45
NETHERLANDS	1.093.831	1.326.663	21,29	2.679.243	3.407.331	27,18
FRANCE	693.654	791.075	14,04	2.225.990	2.558.827	14,95
GERMANY, FED. REP. OF	526.148	481.540	-8,48	1.960.909	1.893.800	-3,42
AUSTRIA	14.502	21.578	48,79	51.698	139.887	170,59
BELGIUM	276.132	232.931	-15,64	872.570	775.505	-11,12
SWITZERLAND	18.300	13.927	-23,90	65.469	172.657	163,72
LUXEMBOURG	2	64	4.166,67	20	4.216	20.980,00
MONACO	12	-	-100,00	2	-	-100,00
DENMARK	34.211	31.261	-8,62	181.043	150.670	-16,78
NORWAY	6.103	926	-84,83	46.935	11.182	-76,18
SWEDEN	57.157	62.056	8,57	134.247	244.380	82,04
FINLAND	4.259	194	-95,46	18.420	1.963	-89,34
IRELAND	2.869	3.890	35,58	7.776	10.398	33,72

https://www.bps.go.id

TABEL 6. PERKEMBANGAN EKSPOR INDONESIA MENURUT KOMODITI DAN NEGARA TUJUAN
JANUARI - JUNI 2021 DAN 2022

KOMODITI / NEGARA TUJUAN	BERAT BERSIH (KG)		PERUB	NILAI FOB (US $)		PERUB
	JAN-JUN 2021	JAN-JUN 2022	%	JAN-JUN 2021	JAN-JUN 2022	%
(1)	(2)	(3)	(4)	(5)	(6)	(7)
ITALY	102.596	158.405	54,40	423.826	742.888	75,28
SPAIN	273.271	299.679	9,66	1.072.688	1.295.756	20,80
PORTUGAL	22.803	25.036	9,79	58.429	89.401	53,01
ICELAND	424	850	100,47	939	2.114	125,04
GREECE	42.429	69.886	64,71	181.676	485.817	167,41
HUNGARY	10.198	5.242	-48,59	25.743	18.903	-26,57
POLAND	39.712	40.601	2,24	93.198	170.886	83,36
ROMANIA	2.546	151.373	5.846,71	27.425	130.980	377,59
BULGARIA	12.902	23.169	79,58	50.075	70.319	40,43
ALBANIA	6.666	19.134	187,06	37.284	34.173	-8,34
KAZAKHSTAN	260	-	-100,00	1.424	-	-100,00
KYRGYZSTAN	5	-	-100,00	42	-	-100,00
UKRAINE	3.255	2.775	-14,73	20.123	7.482	-62,82
LITHUANIA	2.359	1.122	-52,46	12.495	4.450	-64,39
LATVIA	8.308	16.922	103,69	49.097	18.882	-61,54
ESTONIA	-	502	-	-	1.045	-
GEORGIA	18	-	-100,00	488	-	-100,00
CROATIA	1.397	4.144	196,64	7.761	25.824	232,76
MALTA	3.482	4.001	14,89	15.602	16.754	7,38
SLOVAKIA	-	8.843	-	-	38.246	-
SLOVENIA	8.015	12.109	51,08	20.409	54.009	164,64
CZECH REPUBLIC	11.062	8.858	-19,92	33.783	39.434	16,73
RUSSIA FEDERATION	26.976	50.199	86,09	142.918	272.004	90,32
MONTENEGRO	726	200	-72,46	7.306	139	-98,10
BARANG ANYAMAN DARI ROTAN DAN BAMBU	**8.990.358**	**9.559.212**	**6,33**	**40.649.634**	**47.618.060**	**17,14**
JAPAN	122.045	125.848	3,12	1.174.781	1.264.196	7,61
HONG KONG	1.414	181	-87,18	19.425	2.606	-86,59
KOREA, REPUBLIC OF	368.473	403.759	9,58	967.753	1.016.805	5,07
TAIWAN	13.425	19.944	48,56	31.803	22.657	-28,76
CHINA	126.724	62.282	-50,85	286.783	1.043.747	263,95
PAPUA NEW GUINEA	10	-	-100,00	147	-	-100,00
THAILAND	5.537	7.101	28,25	13.286	22.807	71,67
SINGAPORE	34.106	33.437	-1,96	439.435	604.459	37,55
PHILIPPINES	12.824	4.472	-65,13	36.246	34.886	-3,75
MALAYSIA	110.258	55.821	-49,37	461.801	232.678	-49,61
CAMBODIA	-	202	-	-	254	-
BRUNEI DARUSSALAM	336	956	184,51	9.784	2.071	-78,83
VIET NAM	292	1.117	282,63	3.500	7.086	102,45
MALDIVES	47.647	19.853	-58,33	73.866	92.525	25,26
INDIA	18.329	19.477	6,26	71.101	183.681	158,34
PAKISTAN	5.818	-	-100,00	2.582	-	-100,00
BANGLADESH	307	-	-100,00	778	-	-100,00
IRAQ	1.190	134	-88,74	2.888	430	-85,11
IRAN (ISLAMIC REPUBLIC OF)	-	7	-	-	143	-
SAUDI ARABIA	19.469	64.414	230,85	91.548	134.965	47,43
ISRAEL	30.372	32.920	8,39	168.777	60.159	-64,36
KUWAIT	577	3.088	435,18	7.768	17.227	121,75
JORDAN	54	-	-100,00	570	-	-100,00
LEBANON	819	713	-12,93	1.282	1.475	15,05
OMAN	294	-	-100,00	917	-	-100,00
TURKEY	28.969	60.440	108,63	179.696	281.492	56,65
UNITED ARAB EMIRATES	115.912	87.048	-24,90	758.567	540.300	-28,77
QATAR	21.194	18.699	-11,77	32.858	24.146	-26,51
BAHRAIN	1.083	16	-98,52	14.194	119	-99,16
CYPRUS	50	1.498	2.896,64	352	8.821	2.405,93
EGYPT	4.071	-	-100,00	75.054	-	-100,00
MOROCCO	547	-	-100,00	2.460	-	-100,00
TUNISIA	-	191	-	-	1.902	-
ALGERIA	50	-	-100,00	459	-	-100,00
NAMIBIA	50	-	-100,00	259	-	-100,00
TANZANIA, UNITED REP. OF	2.766	306	-88,93	20.535	17.932	-12,68
KENYA	287	-	-100,00	3.141	-	-100,00
REUNION	15.753	3.211	-79,61	89.307	20.184	-77,40
MOZAMBIQUE	-	2	-	-	295	-
GABON	55	-	-100,00	467	-	-100,00
COTE D'IVOIRE	-	20.479	-	-	11.400	-
SENEGAL	25	-	-100,00	157	-	-100,00
GAMBIA	539	-	-100,00	1.877	-	-100,00
SEYCHELLES	925	1.110	19,93	7.876	6.413	-18,58
SOUTH AFRICA	76.196	66.539	-12,67	287.304	332.033	15,57
MAURITIUS	2.308	6.105	164,54	9.447	23.561	149,41
MAYOTTE	45	-	-100,00	46	-	-100,00
AUSTRALIA	900.604	795.196	-11,70	2.329.947	1.843.007	-20,90
NEW ZEALAND	57.500	39.554	-31,21	341.921	197.002	-42,38
GUAM	85	-	-100,00	251	-	-100,00
NEW CALEDONIA	19.898	8.100	-59,29	48.811	10.497	-78,50
NORTHERN MARIANA ISLANDS	250	1.100	340,00	632	1.073	69,65
VANUATU	185	-	-100,00	1.507	-	-100,00
FIJI	143	395	176,22	1.434	4.710	228,42
KIRIBATI	28	8	-71,43	180	256	42,50
SOLOMON ISLANDS	-	86	-	-	153	-

https://www.bps.go.id

TABEL 6. PERKEMBANGAN EKSPOR INDONESIA MENURUT KOMODITI DAN NEGARA TUJUAN
JANUARI - JUNI 2021 DAN 2022

KOMODITI / NEGARA TUJUAN	BERAT BERSIH (KG)		PERUB	NILAI FOB (US $)		PERUB
	JAN-JUN 2021	JAN-JUN 2022	%	JAN-JUN 2021	JAN-JUN 2022	%
(1)	(2)	(3)	(4)	(5)	(6)	(7)
EAST TIMOR	1.289	650	-49,58	1.607	306	-80,95
UNITED STATES	1.034.458	1.208.345	16,81	8.627.921	11.572.188	34,12
CANADA	81.156	90.382	11,37	432.103	502.474	16,29
MEXICO	20.300	28.870	42,22	156.797	317.443	102,45
GUATEMALA	522	782	49,88	14.282	4.004	-71,96
PANAMA	1.041	297	-71,46	7.549	2.292	-69,63
CURACAO	445	287	-35,42	3.705	6.425	73,43
SURINAME	62	-	-100,00	1.035	-	-100,00
CHILE	8.769	18.444	110,32	83.628	108.758	30,05
ARGENTINA	9.533	23.613	147,71	72.417	111.313	53,71
BRAZIL	23.485	23.192	-1,25	82.606	121.363	46,92
COLOMBIA	1.300	2.831	117,74	13.218	17.713	34,01
URUGUAY	2.866	2.176	-24,09	32.147	15.196	-52,73
PARAGUAY	648	-	-100,00	6.884	-	-100,00
ECUADOR	1.478	1.414	-4,29	12.641	13.967	10,49
PERU	2.946	4.457	51,31	14.536	53.378	267,21
BAHAMAS	5.715	148	-97,41	41.121	1.468	-96,43
JAMAICA	-	74	-	-	13.098	-
PUERTO RICO	7.106	5.666	-20,26	23.481	19.175	-18,34
BELIZE	18	-	-100,00	108	-	-100,00
DOMINICAN REPUBLIC	1.163	6.124	426,38	7.347	33.444	355,20
COSTA RICA	8.860	9.683	9,29	34.101	42.044	23,29
HAITI	57	-	-100,00	936	-	-100,00
BARBADOS	92	385	317,34	111	1.343	1.109,66
ANTIGUA AND BARBUDA	-	118	-	-	795	-
ARUBA	6.862	2.948	-57,04	2.003	2.123	5,99
BERMUDA	-	0	-	-	26	-
CAYMAN ISLANDS	-	20	-	-	215	-
FRENCH GUIANA	437	1.471	237,07	1.188	38.905	3.175,82
FRENCH POLYNESIA	6.986	4.327	-38,06	26.741	24.299	-9,13
MARTINIQUE	1.907	6.136	221,78	4.657	20.281	335,52
NETHERLANDS ANTILLES	1.372	544	-60,31	3.437	5.366	56,10
TURKS AND CAICOS ISLANDS	767	100	-86,96	997	3.050	205,81
GUADELOUPE	3.873	6.755	74,39	26.931	40.855	51,70
VIRGIN ISLANDS (BRITISH)	874	434	-50,34	3.271	702	-78,54
U.S. VIRGIN ISLANDS	-	70	-	-	158	-
UNITED KINGDOM	449.860	523.303	16,33	2.035.494	2.727.714	34,01
NETHERLANDS	2.476.489	2.611.148	5,44	8.983.044	9.884.637	10,04
FRANCE	339.696	452.718	33,27	998.251	1.397.560	40,00
GERMANY, FED. REP. OF	596.598	801.185	34,29	2.543.046	3.399.146	33,66
AUSTRIA	36.717	33.145	-9,73	145.087	135.194	-6,82
BELGIUM	300.328	341.182	13,60	1.369.084	1.717.432	25,44
SWITZERLAND	7.770	6.871	-11,56	51.750	53.937	4,22
DENMARK	443.924	499.918	12,61	1.558.978	2.145.574	37,63
NORWAY	17.465	7.140	-59,12	131.224	44.597	-66,01
SWEDEN	158.159	105.656	-33,20	969.129	729.139	-24,76
FINLAND	15.298	4.491	-70,65	63.833	40.964	-35,83
IRELAND	22.020	3.801	-82,74	93.162	24.055	-74,18
ITALY	229.441	183.164	-20,17	1.034.566	1.054.658	1,94
SPAIN	240.529	231.705	-3,67	1.320.682	1.326.062	0,41
PORTUGAL	6.844	6.256	-8,59	29.421	48.256	64,02
ICELAND	603	1.057	75,24	2.700	2.022	-25,13
GREECE	41.511	41.308	-0,49	260.876	244.729	-6,19
HUNGARY	3.801	347	-90,87	23.421	4.522	-80,69
POLAND	147.252	177.066	20,25	817.467	999.838	22,31
ROMANIA	316	49.851	15.668,05	2.733	239.116	8.650,38
BULGARIA	4.417	19.095	332,30	15.478	86.633	459,73
ALBANIA	2.233	5.978	167,73	27.388	22.581	-17,55
KAZAKHSTAN	260	-	-100,00	375	-	-100,00
KYRGYZSTAN	124	6	-95,16	23.461	684	-97,08
UKRAINE	1.670	-	-100,00	10.754	-	-100,00
LITHUANIA	2.063	924	-55,22	5.899	5.849	-0,85
LATVIA	15.473	3.951	-74,46	109.206	9.020	-91,74
ESTONIA	-	9	-	-	378	-
GEORGIA	35	-	-100,00	1.021	-	-100,00
CROATIA	772	2.494	223,16	2.704	9.862	264,74
MALTA	311	149	-52,03	1.365	3.140	130,09
SLOVAKIA	-	2.189	-	-	7.318	-
SLOVENIA	531	4.240	698,49	2.725	9.222	238,44
CZECH REPUBLIC	1.598	9.800	513,46	17.029	11.459	-32,71
RUSSIA FEDERATION	19.949	12.265	-38,52	183.090	68.315	-62,69
MONTENEGRO	83	250	202,11	128	126	-1,54
KAYU GERGAJIAN	**29.602.796**	**25.588.690**	**-13,56**	**24.181.611**	**22.841.084**	**-5,54**
JAPAN	3.699.619	4.022.216	8,72	5.598.472	6.141.593	9,70
HONG KONG	47.602	96.000	101,67	28.526	61.887	116,95
KOREA, REPUBLIC OF	455.740	381.522	-16,29	410.917	365.763	-10,99
TAIWAN	130.556	141.051	8,04	142.617	106.033	-25,65
CHINA	16.029.379	13.179.669	-17,78	9.642.398	7.739.800	-19,73
THAILAND	19.260	11.438	-40,61	14.363	18.806	30,94
SINGAPORE	725	1.620	123,45	20.867	1.097	-94,74
PHILIPPINES	15.490	4.600	-70,30	27.106	3.695	-86,37
MALAYSIA	3.369.359	3.348.538	-0,62	1.945.903	2.097.232	7,78

https://www.bps.go.id

TABEL 6. PERKEMBANGAN EKSPOR INDONESIA MENURUT KOMODITI DAN NEGARA TUJUAN
JANUARI - JUNI 2021 DAN 2022

KOMODITI / NEGARA TUJUAN	BERAT BERSIH (KG)		PERUB	NILAI FOB (US $)		PERUB
	JAN-JUN 2021	JAN-JUN 2022	%	JAN-JUN 2021	JAN-JUN 2022	%
(1)	(2)	(3)	(4)	(5)	(6)	(7)
CAMBODIA	45.648	-	-100,00	40.322	-	-100,00
VIET NAM	489.678	139.098	-71,59	364.831	131.737	-63,89
MALDIVES	-	3.151	-	-	2.568	-
INDIA	97.162	67.611	-30,41	297.407	87.411	-70,61
BANGLADESH	1.473.109	1.769.866	20,14	670.944	822.240	22,55
SRI LANKA	6.460	14.834	129,63	1.090	4.247	289,75
ISRAEL	161	-	-100,00	670	-	-100,00
TURKEY	-	213	-	-	1.951	-
UNITED ARAB EMIRATES	620	344	-44,52	3.260	1.446	-55,63
SOUTH AFRICA	21.575	-	-100,00	35.480	-	-100,00
MAURITIUS	24.730	24.308	-1,71	30.065	40.542	34,85
AUSTRALIA	649.976	550.179	-15,35	873.701	835.153	-4,41
NEW ZEALAND	164.055	145.316	-11,42	163.569	128.549	-21,41
NEW CALEDONIA	16.796	4.895	-70,86	32.287	10.190	-68,44
UNITED STATES	2.155.282	824.224	-61,76	1.585.758	938.602	-40,81
CANADA	126.037	24.816	-80,31	144.476	27.735	-80,80
FRENCH POLYNESIA	8.552	6.024	-29,56	16.096	9.425	-41,45
UNITED KINGDOM	102.040	270.092	164,69	231.687	567.641	145,00
NETHERLANDS	195.753	248.255	26,82	487.928	677.273	38,81
FRANCE	1.164	2.888	148,25	2.244	24.943	1.011,50
GERMANY, FED. REP. OF	191.266	267.032	39,61	1.144.778	1.801.674	57,38
AUSTRIA	-	4	-	-	20	-
BELGIUM	2.819	580	-79,44	19.568	3.974	-79,69
DENMARK	31.233	24.000	-23,16	61.278	70.015	14,26
IRELAND	8.587	-	-100,00	12.607	-	-100,00
ITALY	15.586	12.104	-22,34	89.024	94.229	5,85
SPAIN	150	2.203	1.368,67	1.919	23.609	1.130,31
PORTUGAL	1.171	-	-100,00	7.515	-	-100,00
HUNGARY	4.832	-	-100,00	27.238	-	-100,00
RUSSIA FEDERATION	627	-	-100,00	4.702	-	-100,00
VENEER	**56.690.040**	**44.910.184**	**-20,78**	**54.312.170**	**54.022.123**	**-0,53**
JAPAN	988.091	1.384.877	40,16	2.365.453	3.561.181	50,55
KOREA, REPUBLIC OF	812.479	7.400	-99,09	508.524	6.620	-98,70
TAIWAN	111.606	271.020	142,84	330.206	663.785	101,02
CHINA	958.664	1.476.861	54,05	820.937	1.072.925	30,70
THAILAND	2.043	14.540	611,83	35.065	61.292	74,80
SINGAPORE	894	530	-40,70	3.815	7.226	89,39
MALAYSIA	2.356.135	3.027.322	28,49	1.225.921	3.661.846	198,70
CAMBODIA	-	445.272	-	-	183.061	-
NEPAL	660.253	28.391	-95,70	451.349	20.212	-95,52
VIET NAM	140.595	98.485	-29,95	259.105	379.776	46,57
INDIA	48.535.666	36.025.138	-25,78	41.256.812	35.838.367	-13,13
BANGLADESH	736.934	687.770	-6,67	849.455	1.064.555	25,32
ISRAEL	895	-	-100,00	3.728	-	-100,00
TURKEY	-	714	-	-	6.539	-
AUSTRALIA	57.192	66.942	17,05	51.976	68.925	32,61
UNITED STATES	65.452	114.394	74,78	323.991	422.796	30,50
CANADA	-	1	-	-	1	-
UNITED KINGDOM	23.316	22.540	-3,33	118.721	111.371	-6,19
NETHERLANDS	82.026	27.604	-66,35	429.105	146.334	-65,90
FRANCE	3.094	16.632	437,59	14.124	92.059	551,79
GERMANY, FED. REP. OF	1.030.818	1.067.197	3,53	4.373.763	5.832.699	33,36
BELGIUM	10.140	5.260	-48,12	67.551	36.101	-46,56
SWITZERLAND	-	19.810	-	-	107.302	-
ITALY	84.423	101.484	20,21	611.709	677.151	10,70
SPAIN	27.623	-	-100,00	192.832	-	-100,00
HUNGARY	1.703	-	-100,00	18.027	-	-100,00
BARANG ANYAMAN DARI TANAMAN BUKAN ROTAN DAN BAMBU	**3.392.989**	**3.709.013**	**9,31**	**21.307.534**	**24.148.297**	**13,33**
JAPAN	35.447	21.277	-39,98	656.121	329.692	-49,75
HONG KONG	245	497	103,23	40.069	6.754	-83,14
KOREA, REPUBLIC OF	5.776	1.814	-68,60	26.364	29.226	10,86
TAIWAN	673	3.880	476,52	403	1.507	274,17
CHINA	2.937	1.060	-63,91	21.947	18.019	-17,90
PAPUA NEW GUINEA	167	-	-100,00	931	-	-100,00
THAILAND	1.184	4.536	283,05	2.619	36.887	1.308,18
SINGAPORE	6.999	4.150	-40,71	114.165	73.502	-35,62
PHILIPPINES	40	87	118,02	823	388	-52,88
MALAYSIA	4.448	4.611	3,66	38.446	39.332	2,30
CAMBODIA	200	-	-100,00	1.050	-	-100,00
BRUNEI DARUSSALAM	25	158	532,00	495	2.443	393,61
NEPAL	-	108	-	-	4.464	-
VIET NAM	1	1	-27,50	1	29	1.945,07
MALDIVES	56.201	1.945	-96,54	53.865	25.865	-51,98
INDIA	367	8.263	2.151,43	1.101	109.151	9.813,01
BANGLADESH	50	-	-100,00	500	-	-100,00
IRAQ	2.457	81	-96,70	1.727	200	-88,42
IRAN (ISLAMIC REPUBLIC OF)	31	22	-29,90	188	147	-21,70
SAUDI ARABIA	5.742	11.804	105,57	38.278	52.952	38,34
ISRAEL	31.471	5.188	-83,52	225.588	49.774	-77,94
KUWAIT	66	-	-100,00	1.166	-	-100,00

https://www.bps.go.id

TABEL 6. PERKEMBANGAN EKSPOR INDONESIA MENURUT KOMODITI DAN NEGARA TUJUAN
JANUARI - JUNI 2021 DAN 2022

KOMODITI / NEGARA TUJUAN	BERAT BERSIH (KG)		PERUB	NILAI FOB (US $)		PERUB
	JAN-JUN 2021	JAN-JUN 2022	%	JAN-JUN 2021	JAN-JUN 2022	%
(1)	(2)	(3)	(4)	(5)	(6)	(7)
JORDAN	336	285	-15,18	1.545	3.211	107,81
LEBANON	3.369	519	-84,59	2.001	544	-72,83
OMAN	190	-	-100,00	6.922	-	-100,00
TURKEY	16.168	38.435	137,73	68.094	193.460	184,11
UNITED ARAB EMIRATES	26.040	25.568	-1,81	183.627	169.148	-7,88
QATAR	202	1.401	595,29	1.194	2.451	105,24
BAHRAIN	207	42	-79,81	3.507	2.912	-16,97
CYPRUS	530	-	-100,00	7.508	-	-100,00
EGYPT	2.816	-	-100,00	1.959	-	-100,00
MOROCCO	445	255	-42,70	1.391	2.089	50,20
ALGERIA	11	-	-100,00	76	-	-100,00
TANZANIA, UNITED REP. OF	53	3.709	6.963,94	251	46.392	18.405,13
REUNION	1.696	2.282	34,55	12.074	18.533	53,50
MOZAMBIQUE	-	4	-	-	645	-
GABON	74	-	-100,00	422	-	-100,00
COTE D'IVOIRE	-	297	-	-	3.525	-
SENEGAL	82	-	-100,00	782	-	-100,00
SEYCHELLES	27.849	20.845	-25,15	12.564	22.533	79,34
SOUTH AFRICA	4.829	2.302	-52,32	44.941	11.918	-73,48
MAURITIUS	1.207	2.622	117,25	4.953	16.031	223,63
MAYOTTE	-	345	-	-	2.548	-
AUSTRALIA	143.544	71.625	-50,10	524.518	310.039	-40,89
NEW ZEALAND	1.448	4.753	228,37	16.380	18.802	14,79
GUAM	-	3.300	-	-	8.241	-
NEW CALEDONIA	3.530	1.790	-49,29	22.363	12.048	-46,12
NORTHERN MARIANA ISLANDS	350	-	-100,00	1.865	-	-100,00
WALLIS AND FUTUNA ISLANDS	-	49	-	-	236	-
COOK ISLANDS	-	5	-	-	60	-
FIJI	93	160	72,04	1.135	1.690	48,86
EAST TIMOR	81	-	-100,00	17	-	-100,00
UNITED STATES	2.068.550	2.383.220	15,21	13.968.265	15.900.704	13,83
CANADA	339.270	141.406	-58,32	1.783.453	866.771	-51,40
MEXICO	6.225	20.663	231,92	42.473	159.995	276,69
GUATEMALA	2.112	350	-83,43	3.949	1.169	-70,41
PANAMA	529	-	-100,00	1.885	-	-100,00
CHILE	2.325	1.201	-48,35	11.528	10.243	-11,14
ARGENTINA	2.700	10.312	281,91	29.342	44.545	51,81
BRAZIL	6.499	2.781	-57,21	51.360	18.160	-64,64
COLOMBIA	436	60	-86,29	2.698	589	-78,16
URUGUAY	663	2.060	210,58	3.176	23.035	625,36
PARAGUAY	193	-	-100,00	4.435	-	-100,00
ECUADOR	450	306	-32,00	1.442	7.562	424,46
PERU	494	1.899	284,48	6.805	20.360	199,22
BAHAMAS	93	200	116,22	733	1.990	171,45
PUERTO RICO	9	-	-100,00	460	-	-100,00
DOMINICAN REPUBLIC	616	1.514	145,98	8.390	10.080	20,14
EL SALVADOR	-	174	-	-	2.780	-
COSTA RICA	470	1.983	322,32	4.513	8.031	77,96
BARBADOS	-	7	-	-	816	-
ANTIGUA AND BARBUDA	1.511	294	-80,54	1.425	2.905	103,89
ARUBA	812	1.655	103,70	5.232	1.556	-70,27
BERMUDA	-	2	-	-	111	-
CAYMAN ISLANDS	25	380	1.448,49	1.272	693	-45,52
FRENCH GUIANA	60	59	-1,67	378	1.156	205,82
FRENCH POLYNESIA	1.037	400	-61,48	8.840	2.398	-72,87
MARTINIQUE	502	328	-34,72	2.055	3.779	83,88
NETHERLANDS ANTILLES	1.397	48	-96,58	7.502	886	-88,19
TURKS AND CAICOS ISLANDS	3	1	-60,00	16	64	295,06
GUADELOUPE	298	1.477	395,79	4.285	14.783	244,97
VIRGIN ISLANDS (BRITISH)	296	208	-29,73	1.336	1.977	48,00
UNITED KINGDOM	148.069	299.047	101,96	636.113	1.589.321	149,85
NETHERLANDS	85.356	136.845	60,32	546.530	860.805	57,50
FRANCE	72.705	107.449	47,79	422.973	549.845	30,00
GERMANY, FED. REP. OF	35.850	69.454	93,74	218.949	523.585	139,14
AUSTRIA	6	79	1.124,81	36	459	1.180,47
BELGIUM	49.435	45.155	-8,66	251.094	285.998	13,90
SWITZERLAND	196	269	36,99	3.289	5.775	75,60
DENMARK	5.596	6.016	7,50	86.187	77.251	-10,37
NORWAY	2.908	1.733	-40,41	6.702	14.088	110,22
SWEDEN	1.065	459	-56,89	13.928	5.458	-60,81
FINLAND	1.414	3.377	138,83	14.955	37.433	150,30
IRELAND	150	26	-82,67	500	60	-88,03
ITALY	45.924	21.507	-53,17	225.085	128.024	-43,12
SPAIN	63.352	112.198	77,10	420.081	865.680	106,07
PORTUGAL	9.220	4.106	-55,47	42.658	35.487	-16,81
GREECE	16.149	25.116	55,53	125.184	171.906	37,32
HUNGARY	150	-	-100,00	2.022	-	-100,00
POLAND	9.137	31.840	248,49	58.071	158.242	172,50
ROMANIA	93	15.548	16.618,06	756	56.126	7.324,14
BULGARIA	845	300	-64,50	1.436	971	-32,38
ALBANIA	524	1.162	121,82	5.166	15.335	196,85
KAZAKHSTAN	260	-	-100,00	5.718	-	-100,00
UKRAINE	14.447	30	-99,79	88.565	3.725	-95,79

https://www.bps.go.id

TABEL 6. PERKEMBANGAN EKSPOR INDONESIA MENURUT KOMODITI DAN NEGARA TUJUAN
JANUARI - JUNI 2021 DAN 2022

KOMODITI / NEGARA TUJUAN	BERAT BERSIH (KG)		PERUB	NILAI FOB (US $)		PERUB
	JAN-JUN 2021	JAN-JUN 2022	%	JAN-JUN 2021	JAN-JUN 2022	%
(1)	(2)	(3)	(4)	(5)	(6)	(7)
LITHUANIA	505	98	-80,67	2.639	1.043	-60,48
LATVIA	250	-	-100,00	7.078	-	-100,00
GEORGIA	40	471	1.076,40	1.116	5.924	430,78
CROATIA	50	185	269,00	486	337	-30,71
MALTA	5	5	0,00	218	68	-68,84
SLOVAKIA	-	1.559	-	-	8.731	-
SLOVENIA	-	1.513	-	-	9.133	-
CZECH REPUBLIC	213	296	38,97	1.751	1.450	-17,19
RUSSIA FEDERATION	1.828	111	-93,92	15.064	1.514	-89,95
ALAT DAPUR DARI KAYU, ROTAN DAN BAMBU	**5.025.873**	**5.152.231**	**2,51**	**15.190.998**	**16.277.169**	**7,15**
JAPAN	641.357	573.718	-10,55	2.841.909	2.740.691	-3,56
HONG KONG	2.200	1.411	-35,89	18.521	9.164	-50,52
KOREA, REPUBLIC OF	734.156	1.200.341	63,50	2.182.988	3.277.802	50,15
TAIWAN	897.023	654.926	-26,99	2.760.337	2.145.463	-22,28
CHINA	78.375	101.730	29,80	83.523	168.839	102,15
THAILAND	181	229	26,29	1.064	2.752	158,60
SINGAPORE	3.972	6.057	52,47	44.308	30.998	-30,04
PHILIPPINES	240	53	-78,04	125	83	-33,75
MALAYSIA	22.518	23.238	3,20	110.129	75.716	-31,25
BRUNEI DARUSSALAM	-	129	-	-	183	-
VIET NAM	167	1.018	508,47	7.219	3.408	-52,79
MALDIVES	589	495	-15,86	9.551	7.981	-16,44
INDIA	651	12.037	1.749,74	5.482	9.595	75,03
IRAN (ISLAMIC REPUBLIC OF)	-	6	-	-	21	-
SAUDI ARABIA	13.020	25.614	96,73	57.476	47.942	-16,59
ISRAEL	45.430	21.281	-53,16	136.754	61.381	-55,12
KUWAIT	1.309	-	-100,00	1.183	-	-100,00
JORDAN	-	3.480	-	-	31.002	-
LEBANON	75	-	-100,00	1.383	-	-100,00
OMAN	112	-	-100,00	554	-	-100,00
TURKEY	188	1.327	605,90	491	33.334	6.689,06
UNITED ARAB EMIRATES	2.229	3.721	66,93	4.497	23.897	431,38
QATAR	50	-	-100,00	250	-	-100,00
BAHRAIN	6	-	-100,00	26	-	-100,00
MOROCCO	967	101	-89,53	922	1.306	41,54
TUNISIA	-	7	-	-	33	-
TANZANIA, UNITED REP. OF	225	-	-100,00	204	-	-100,00
KENYA	2	-	-100,00	10	-	-100,00
REUNION	2.944	1.739	-40,94	14.817	13.244	-10,62
SENEGAL	15	-	-100,00	203	-	-100,00
SOUTH AFRICA	1.896	3.223	69,93	4.022	9.216	129,16
MAURITIUS	255	445	74,31	513	2.668	420,18
MAYOTTE	5	-	-100,00	54	-	-100,00
AUSTRALIA	43.728	41.334	-5,48	154.541	135.934	-12,04
NEW ZEALAND	7.293	3.978	-45,45	38.678	22.696	-41,32
NEW CALEDONIA	666	259	-61,11	4.514	2.171	-51,89
VANUATU	2	-	-100,00	12	-	-100,00
WALLIS AND FUTUNA ISLANDS	-	50	-	-	206	-
COOK ISLANDS	-	18	-	-	228	-
EAST TIMOR	24	-	-100,00	175	-	-100,00
UNITED STATES	621.712	475.686	-23,49	2.247.562	2.544.563	13,21
CANADA	28.721	19.772	-31,16	49.228	135.256	174,75
MEXICO	729	1.984	172,15	5.788	6.282	8,54
GUATEMALA	424	377	-11,08	740	1.037	40,09
PANAMA	13	-	-100,00	27	-	-100,00
CHILE	3.078	1.407	-54,30	9.336	1.774	-81,00
ARGENTINA	-	1.840	-	-	3.304	-
BRAZIL	572	80	-86,02	1.813	288	-84,13
COLOMBIA	100	717	617,00	80	8.687	10.758,13
URUGUAY	1.927	2.128	10,39	7.917	18.770	137,09
PARAGUAY	109	-	-100,00	947	-	-100,00
PERU	151	5.558	3.580,46	3.849	49.719	1.191,87
BAHAMAS	11	10	-9,09	86	81	-5,35
JAMAICA	-	94	-	-	516	-
EL SALVADOR	-	231	-	-	2.355	-
COSTA RICA	602	1.257	108,80	3.137	7.348	134,23
HAITI	8	-	-100,00	201	-	-100,00
ARUBA	252	-	-100,00	565	-	-100,00
CAYMAN ISLANDS	-	71	-	-	875	-
FRENCH GUIANA	-	33	-	-	246	-
FRENCH POLYNESIA	29	39	33,79	558	119	-78,74
MARTINIQUE	1.272	2.375	86,71	2.539	11.191	340,69
NETHERLANDS ANTILLES	1.495	97	-93,51	300	1.152	283,87
TURKS AND CAICOS ISLANDS	2	-	-100,00	25	-	-100,00
GUADELOUPE	506	1.714	238,91	2.498	5.575	123,19
VIRGIN ISLANDS (BRITISH)	457	24	-94,75	3.026	340	-88,78
UNITED KINGDOM	67.222	42.512	-36,76	237.007	163.015	-31,22
NETHERLANDS	1.320.732	1.526.729	15,60	2.300.148	2.798.709	21,68
FRANCE	82.927	54.690	-34,05	438.585	491.416	12,05
GERMANY, FED. REP. OF	182.849	160.432	-12,26	470.804	419.740	-10,85
AUSTRIA	488	842	72,54	7.071	6.174	-12,68

https://www.bps.go.id

TABEL 6. PERKEMBANGAN EKSPOR INDONESIA MENURUT KOMODITI DAN NEGARA TUJUAN
JANUARI - JUNI 2021 DAN 2022

KOMODITI / NEGARA TUJUAN	BERAT BERSIH (KG)		PERUB	NILAI FOB (US $)		PERUB
	JAN-JUN 2021	JAN-JUN 2022	%	JAN-JUN 2021	JAN-JUN 2022	%
(1)	(2)	(3)	(4)	(5)	(6)	(7)
BELGIUM	121.683	54.805	-54,96	558.340	287.609	-48,49
SWITZERLAND	589	280	-52,46	6.331	12.168	92,19
DENMARK	33.655	31.612	-6,07	148.779	192.284	29,24
NORWAY	6.908	3.464	-49,85	43.027	20.936	-51,34
SWEDEN	12.899	17.237	33,63	16.744	27.641	65,08
FINLAND	-	60	-	-	679	-
IRELAND	380	334	-12,11	811	918	13,18
ITALY	2.444	5.051	106,66	9.521	13.795	44,89
SPAIN	16.294	12.038	-26,12	72.490	52.725	-27,27
PORTUGAL	2.606	6.798	160,88	10.900	24.265	122,61
GREECE	1.492	4.553	205,16	13.533	45.943	239,49
HUNGARY	-	836	-	-	2.309	-
POLAND	819	1.504	83,66	3.765	3.184	-15,44
BULGARIA	1.060	22.935	2.063,68	1.825	27.518	1.407,92
ALBANIA	1.925	194	-89,94	1.427	1.417	-0,68
LITHUANIA	15	-	-100,00	112	-	-100,00
LATVIA	91	-	-100,00	388	-	-100,00
ESTONIA	-	6	-	-	9	-
CROATIA	1.427	6.008	321,02	5.378	14.864	176,37
MALTA	37	12	-67,57	180	155	-14,26
SLOVAKIA	-	12	-	-	25	-
SLOVENIA	1.366	982	-28,11	6.401	3.845	-39,93
CZECH REPUBLIC	1.124	513	-54,35	8.587	1.327	-84,55
RUSSIA FEDERATION	801	263	-67,13	2.184	6.904	216,07
MONTENEGRO	-	75	-	-	168	-
WADAH DARI KAYU	**2.294.247**	**2.948.361**	**28,51**	**3.322.782**	**3.822.297**	**15,03**
JAPAN	850.208	1.477.544	73,79	1.344.003	2.155.204	60,36
HONG KONG	-	3	-	-	488	-
KOREA, REPUBLIC OF	343.635	206.525	-39,90	226.991	153.368	-32,43
TAIWAN	777.149	713.876	-8,14	831.302	1.016.454	22,27
CHINA	240	7.240	2.916,67	230	5.234	2.179,01
PAPUA NEW GUINEA	20	20	0,00	192	193	0,21
THAILAND	3.100	22.571	628,10	3.550	20.782	485,40
SINGAPORE	46.791	130.808	179,56	48.313	90.159	86,61
MALAYSIA	36.213	149.850	313,81	35.120	165.071	370,02
BRUNEI DARUSSALAM	1.500	960	-36,00	1.205	858	-28,78
VIET NAM	5	164.160	3.283.100,00	62.972	27.828	-55,81
INDIA	361	-	-100,00	673	-	-100,00
AUSTRALIA	5.651	2.339	-58,61	12.858	4.350	-66,17
NEW ZEALAND	40	57	42,50	30	617	1.942,57
WALLIS AND FUTUNA ISLANDS	32	-	-100,00	399	-	-100,00
EAST TIMOR	1.425	4.850	240,35	465	5.250	1.029,03
UNITED STATES	83.997	31.864	-62,06	172.370	73.848	-57,16
CANADA	65	52	-20,00	500	243	-51,43
PANAMA	25	-	-100,00	75	-	-100,00
VIRGIN ISLANDS (BRITISH)	60	100	66,67	391	533	36,30
UNITED KINGDOM	41.880	22.482	-46,32	129.474	62.357	-51,84
NETHERLANDS	245	129	-47,43	401	268	-33,15
FRANCE	842	1.012	20,16	1.331	545	-59,06
GERMANY, FED. REP. OF	20	318	1.475,82	181	4.570	2.424,99
BELGIUM	33.705	8.811	-73,86	162.400	20.063	-87,65
DENMARK	3.088	2.710	-12,24	17.044	13.866	-18,65
ITALY	63.851	-	-100,00	270.213	-	-100,00
SPAIN	-	80	-	-	148	-
SLOVENIA	100	-	-100,00	97	-	-100,00
BANGUNAN PRAFABRIKASI DARI KAYU	**411.602**	**573.849**	**39,42**	**724.486**	**1.331.252**	**83,75**
JAPAN	2.510	350	-86,06	9.587	1.808	-81,14
TAIWAN	5.700	4.120	-27,72	19.643	4.333	-77,94
MALAYSIA	77.169	96.817	25,46	33.502	86.561	158,38
CAMBODIA	-	70.912	-	-	272.681	-
MALDIVES	108.137	77.326	-28,49	104.000	105.347	1,30
INDIA	3.561	9.704	172,51	12.641	37.000	192,71
SAUDI ARABIA	14.700	44.000	199,32	54.735	20.000	-63,46
UNITED ARAB EMIRATES	-	1.584	-	-	4.050	-
REUNION	7.029	11.943	69,91	20.227	9.859	-51,26
MAURITIUS	820	5.604	583,45	750	1.500	100,00
AUSTRALIA	2.351	21.553	816,82	6.277	17.176	173,62
NEW ZEALAND	2.993	530	-82,29	7.685	3.264	-57,53
NEW CALEDONIA	31.359	-	-100,00	90.142	-	-100,00
FIJI	-	47.946	-	-	189.261	-
UNITED STATES	9.632	5.017	-47,91	24.675	27.099	9,82
CANADA	300	-	-100,00	929	-	-100,00
PANAMA	22.020	-	-100,00	59.000	-	-100,00
SURINAME	-	11.501	-	-	13.860	-
COSTA RICA	31.108	26.073	-16,19	47.191	81.830	73,40
ARUBA	-	1.300	-	-	2.750	-
FRENCH POLYNESIA	-	52.849	-	-	109.178	-
MARTINIQUE	-	18.000	-	-	26.579	-
GUADELOUPE	-	484	-	-	1.371	-
VIRGIN ISLANDS (BRITISH)	-	9.037	-	-	66.343	-
NETHERLANDS	-	1.010	-	-	5.500	-

https://www.bps.go.id

TABEL 6. PERKEMBANGAN EKSPOR INDONESIA MENURUT KOMODITI DAN NEGARA TUJUAN
JANUARI - JUNI 2021 DAN 2022

KOMODITI / NEGARA TUJUAN	BERAT BERSIH (KG)		PERUB	NILAI FOB (US $)		PERUB
	JAN-JUN 2021	JAN-JUN 2022	%	JAN-JUN 2021	JAN-JUN 2022	%
(1)	(2)	(3)	(4)	(5)	(6)	(7)
FRANCE	38.550	2.171	-94,37	68.573	11.625	-83,05
GERMANY, FED. REP. OF	9.661	6.300	-34,79	24.086	26.765	11,12
BELGIUM	-	9.714	-	-	16.224	-
SWEDEN	18.119	18.846	4,01	107.709	141.491	31,36
ITALY	11.143	5.250	-52,89	9.207	11.416	23,99
SPAIN	14.741	13.682	-7,18	23.928	35.845	49,80
GREECE	-	225	-	-	536	-
BARANG DARI KAYU, ROTAN, GABUS LAINNYA	**1.358.559**	**1.787.391**	**31,57**	**4.684.872**	**7.422.741**	**58,44**
JAPAN	104.782	166.997	59,38	365.363	871.940	138,65
HONG KONG	401	165	-58,76	2.410	13.961	479,30
KOREA, REPUBLIC OF	29.560	4.290	-85,49	34.878	37.920	8,72
TAIWAN	47.223	87.359	84,99	55.106	107.460	95,01
CHINA	59.862	40.315	-32,65	239.239	283.044	18,31
PAPUA NEW GUINEA	1.789	1.603	-10,40	20.285	19.391	-4,41
THAILAND	24	526	2.077,15	411	2.687	553,78
SINGAPORE	6.143	22.398	264,59	108.055	241.206	123,22
PHILIPPINES	105	14.665	13.866,28	370	31.259	8.348,36
MALAYSIA	29.726	36.964	24,35	28.512	47.372	66,15
CAMBODIA	29	22.293	78.120,67	63	49.424	78.412,45
BRUNEI DARUSSALAM	-	654	-	-	1.904	-
VIET NAM	6.056	2.891	-52,27	41.066	16.271	-60,38
MALDIVES	619	33.851	5.368,66	2.131	40.016	1.777,95
INDIA	155	2.077	1.239,68	497	17.220	3.364,70
SRI LANKA	25	10.729	42.815,48	69	29.796	43.397,81
IRAQ	75	51.731	68.874,67	375	39.545	10.445,44
SAUDI ARABIA	10.251	12.173	18,74	67.212	62.078	-7,64
ISRAEL	2.337	3.566	52,58	14.590	12.899	-11,59
KUWAIT	3.784	176	-95,36	26.268	3.046	-88,40
JORDAN	-	6.000	-	-	6.643	-
LEBANON	-	494	-	-	2.355	-
TURKEY	5.651	2.325	-58,85	50.350	20.227	-59,83
UNITED ARAB EMIRATES	1.798	3.602	100,31	19.703	27.569	39,92
QATAR	3.389	4.658	37,45	16.404	62.470	280,82
CYPRUS	400	131	-67,25	3.013	1.778	-40,99
EGYPT	199	0	-100,00	1.353	382	-71,78
MOROCCO	-	1	-	-	50	-
TANZANIA, UNITED REP. OF	1.350	35	-97,41	2.906	427	-85,30
MADAGASCAR	90	-	-100,00	270	-	-100,00
REUNION	1.544	12.182	688,99	17.117	78.722	359,91
MOZAMBIQUE	-	2	-	-	335	-
NIGERIA	2.267	660	-70,91	6.688	2.453	-63,32
GABON	9	-	-100,00	147	-	-100,00
COTE D'IVOIRE	-	346	-	-	3.277	-
SENEGAL	5.231	3.315	-36,63	3.475	2.000	-42,44
MAURITANIA	-	2.197	-	-	23.554	-
SEYCHELLES	88	254	188,64	1.414	3.745	164,86
DJIBOUTI	-	15	-	-	30	-
SOUTH AFRICA	3.653	5.355	46,59	16.198	22.737	40,37
MAURITIUS	351	948	170,09	969	6.497	570,55
MAYOTTE	4	155	3.775,00	69	577	735,88
AUSTRALIA	114.417	158.125	38,20	166.967	266.109	59,38
NEW ZEALAND	1.741	905	-48,02	9.694	7.611	-21,49
GUAM	51	9	-82,35	220	250	13,84
NEW CALEDONIA	3.468	9.669	178,85	20.577	55.408	169,28
WALLIS AND FUTUNA ISLANDS	-	158	-	-	1.055	-
COOK ISLANDS	-	162	-	-	243	-
FIJI	-	5	-	-	86	-
TONGA	22	-	-100,00	87	-	-100,00
EAST TIMOR	15.260	28.921	89,52	14.160	19.164	35,34
UNITED STATES	637.276	639.407	0,33	2.135.350	2.740.143	28,32
CANADA	37.608	66.415	76,60	165.305	319.038	93,00
MEXICO	1.075	2.939	173,36	5.958	21.868	267,02
PANAMA	40	-	-100,00	157	-	-100,00
CHILE	665	1.467	120,60	1.785	13.734	669,37
ARGENTINA	-	3.298	-	-	4.340	-
BRAZIL	2.635	5.943	125,57	11.790	27.303	131,58
URUGUAY	-	155	-	-	1.483	-
PARAGUAY	13	-	-100,00	28	-	-100,00
ECUADOR	-	1.641	-	-	7.287	-
BAHAMAS	5	137	2.640,00	67	1.038	1.461,05
PUERTO RICO	22.735	-	-100,00	39.876	-	-100,00
BELIZE	149	-	-100,00	703	-	-100,00
DOMINICAN REPUBLIC	1.335	-	-100,00	1.225	-	-100,00
EL SALVADOR	-	85	-	-	549	-
COSTA RICA	1.182	926	-21,60	16.350	2.429	-85,15
HAITI	231	-	-100,00	2.309	-	-100,00
BARBADOS	-	83	-	-	460	-
ANTIGUA AND BARBUDA	-	23	-	-	198	-
ARUBA	28	55	96,43	300	275	-8,16
CAYMAN ISLANDS	20	45	125,00	54	618	1.046,78
FRENCH GUIANA	160	-	-100,00	262	-	-100,00

https://www.bps.go.id

TABEL 6. PERKEMBANGAN EKSPOR INDONESIA MENURUT KOMODITI DAN NEGARA TUJUAN
JANUARI - JUNI 2021 DAN 2022

KOMODITI / NEGARA TUJUAN	BERAT BERSIH (KG)		PERUB	NILAI FOB (US $)		PERUB
	JAN-JUN 2021	JAN-JUN 2022	%	JAN-JUN 2021	JAN-JUN 2022	%
(1)	(2)	(3)	(4)	(5)	(6)	(7)
FRENCH POLYNESIA	4.473	1.225	-72,61	7.086	4.643	-34,47
MARTINIQUE	-	2.582	-	-	16.997	-
NETHERLANDS ANTILLES	-	200	-	-	4.112	-
TURKS AND CAICOS ISLANDS	-	7	-	-	624	-
GUADELOUPE	1.123	1.430	27,34	7.625	12.458	63,39
VIRGIN ISLANDS (BRITISH)	295	-	-100,00	1.860	-	-100,00
UNITED KINGDOM	21.790	35.389	62,41	129.552	190.417	46,98
NETHERLANDS	34.428	36.911	7,21	106.036	212.165	100,09
FRANCE	43.683	52.787	20,84	193.207	281.992	45,95
GERMANY, FED. REP. OF	25.347	50.430	98,96	131.004	259.526	98,11
AUSTRIA	3	211	6.933,33	38	735	1.860,00
BELGIUM	14.829	28.964	95,32	107.743	245.499	127,86
SWITZERLAND	57	26	-53,45	500	170	-66,09
DENMARK	4.480	1.427	-68,14	26.691	12.740	-52,27
NORWAY	73	1.912	2.519,18	8.732	27.410	213,92
SWEDEN	1.533	3.348	118,39	25.035	19.748	-21,12
FINLAND	24	-	-100,00	420	-	-100,00
IRELAND	5.910	2.731	-53,79	39.745	12.948	-67,42
ITALY	2.253	23.154	927,91	13.746	54.258	294,72
SPAIN	13.615	32.079	135,62	72.195	237.818	229,41
PORTUGAL	1.294	3.495	170,09	6.675	14.608	118,86
GREECE	8.876	22.893	157,93	34.289	99.425	189,96
HUNGARY	2	579	28.850,00	290	6.998	2.313,13
POLAND	1.129	1.236	9,52	4.890	1.975	-59,60
ROMANIA	41	-	-100,00	638	-	-100,00
BULGARIA	150	1.084	622,67	161	7.398	4.503,44
ALBANIA	-	1.701	-	-	5.347	-
KAZAKHSTAN	258	-	-100,00	112	-	-100,00
UKRAINE	50	-	-100,00	332	-	-100,00
LITHUANIA	88	754	756,82	831	2.046	146,17
LATVIA	2.024	-	-100,00	5.566	-	-100,00
CROATIA	-	40	-	-	248	-
MALTA	512	-	-100,00	4.979	-	-100,00
SLOVENIA	35	13	-62,86	1.316	345	-73,81
CZECH REPUBLIC	287	272	-5,40	8.384	2.008	-76,05
RUSSIA FEDERATION	673	242	-64,11	4.976	1.977	-60,28
MONTENEGRO	140	1.600	1.042,86	19	1.152	5.987,19
BUBUR KERTAS (PULP)	**3.059.158.517**	**2.812.893.512**	**-8,05**	**1.474.545.545**	**1.573.556.276**	**6,71**
JAPAN	17.409.571	20.910.934	20,11	8.039.833	11.634.345	44,71
HONG KONG	293.280	-	-100,00	107.047	-	-100,00
KOREA, REPUBLIC OF	173.792.781	187.485.355	7,88	85.737.688	102.431.999	19,47
TAIWAN	1.790.348	4.365.400	143,83	925.124	2.381.799	157,46
CHINA	2.407.861.224	2.001.858.726	-16,86	1.173.075.691	1.161.194.833	-1,01
THAILAND	10.038.871	22.679.672	125,92	5.129.257	12.649.501	146,61
SINGAPORE	3.713.372	31.676.688	753,04	141.704	3.235.316	2.183,15
PHILIPPINES	1.104.196	2.864.500	159,42	533.195	1.472.187	176,11
MALAYSIA	1.424.041	8.091.755	468,22	793.067	4.729.282	496,33
MYANMAR	218.381	573.120	162,44	97.039	343.961	254,46
VIET NAM	62.950.758	74.242.140	17,94	29.305.996	41.340.473	41,06
INDIA	141.232.935	190.228.948	34,69	63.899.953	95.806.018	49,93
PAKISTAN	5.561.358	12.741.596	129,11	2.549.869	7.189.704	181,96
BANGLADESH	124.951.780	135.737.225	8,63	54.465.969	64.732.955	18,85
SAUDI ARABIA	12.313.060	9.661.151	-21,54	5.631.766	5.282.948	-6,19
ISRAEL	4.950	1.090	-77,98	3.152	1.200	-61,92
KUWAIT	3.510.994	4.900.000	39,56	1.782.920	2.801.060	57,11
LEBANON	358.658	-	-100,00	174.666	-	-100,00
TURKEY	15.000.000	40.960.234	173,07	7.245.000	21.316.894	194,23
UNITED ARAB EMIRATES	50.705.418	33.635.628	-33,66	23.483.910	17.520.600	-25,39
EGYPT	2.500.000	6.844.000	173,76	1.239.342	3.695.760	198,20
ETHIOPIA	-	500.000	-	-	275.000	-
NIGERIA	500.000	3.018.000	503,60	223.781	1.854.133	728,55
DJIBOUTI	750.059	-	-100,00	285.878	-	-100,00
AUSTRALIA	21.072.726	19.822.896	-5,93	9.621.718	11.622.673	20,80
UNITED STATES	99.018	-	-100,00	46.626	-	-100,00
UNITED KINGDOM	-	94.453	-	-	43.636	-
NETHERLANDS	243	-	-100,00	4.113	-	-100,00
DENMARK	-	1	-	-	1	-
ITALY	296	-	-100,00	435	-	-100,00
SPAIN	200	-	-100,00	804	-	-100,00
KERTAS TISSUE	**410.480.240**	**381.225.789**	**-7,13**	**450.890.931**	**490.951.355**	**8,88**
JAPAN	30.224.816	27.623.560	-8,61	42.546.726	37.573.831	-11,69
HONG KONG	526.558	461.573	-12,34	1.020.937	1.077.555	5,55
KOREA, REPUBLIC OF	60.985.404	38.755.886	-36,45	56.789.507	39.687.693	-30,11
TAIWAN	38.523.465	31.259.195	-18,86	33.012.231	29.017.630	-12,10
CHINA	7.244.939	8.094.461	11,73	6.957.253	6.457.397	-7,18
MACAU	-	363	-	-	508	-
PAPUA NEW GUINEA	262.702	234.906	-10,58	682.918	596.218	-12,70
THAILAND	16.665.933	17.035.040	2,21	18.766.293	20.078.656	6,99
SINGAPORE	2.985.810	2.840.431	-4,87	7.801.756	7.977.213	2,25
PHILIPPINES	23.875.352	29.657.077	24,22	27.992.384	36.197.899	29,31
MALAYSIA	31.402.225	28.982.427	-7,71	36.228.655	38.081.301	5,11

https://www.bps.go.id

TABEL 6. PERKEMBANGAN EKSPOR INDONESIA MENURUT KOMODITI DAN NEGARA TUJUAN
JANUARI - JUNI 2021 DAN 2022

KOMODITI / NEGARA TUJUAN	BERAT BERSIH (KG)		PERUB	NILAI FOB (US $)		PERUB
	JAN-JUN 2021	JAN-JUN 2022	%	JAN-JUN 2021	JAN-JUN 2022	%
(1)	(2)	(3)	(4)	(5)	(6)	(7)
MYANMAR	816.149	2.824.481	246,07	1.191.053	5.027.794	322,13
CAMBODIA	2.889.393	4.203.476	45,48	2.826.013	4.511.849	59,65
BRUNEI DARUSSALAM	235.713	241.934	2,64	651.122	709.994	9,04
NEPAL	11.839	-	-100,00	22.988	-	-100,00
VIET NAM	16.572.736	16.748.763	1,06	18.774.301	18.899.672	0,67
MALDIVES	26.546	37.232	40,25	51.627	61.990	20,07
INDIA	6.557.970	7.085.549	8,04	10.965.854	14.171.903	29,24
PAKISTAN	1.522.716	761.866	-49,97	1.498.178	1.086.156	-27,50
BANGLADESH	1.072.162	897.226	-16,32	1.633.028	1.337.672	-18,09
SRI LANKA	237.595	125.964	-46,98	312.226	208.329	-33,28
IRAQ	109	-	-100,00	456	-	-100,00
SAUDI ARABIA	3.191.899	1.827.115	-42,76	2.958.384	2.422.056	-18,13
ISRAEL	9.474	7.442	-21,45	244.415	288.556	18,06
KUWAIT	1.025.954	137.683	-86,58	777.637	224.257	-71,16
JORDAN	794.759	23.648	-97,02	444.796	36.231	-91,85
YEMEN	1.600.722	776.746	-51,48	1.117.411	774.941	-30,65
OMAN	499.244	556.556	11,48	439.133	604.459	37,65
TURKEY	269.691	229.351	-14,96	573.125	353.029	-38,40
UNITED ARAB EMIRATES	2.799.081	2.918.540	4,27	2.777.982	3.381.781	21,74
QATAR	1.400.611	2.009.984	43,51	1.297.035	2.166.185	67,01
BAHRAIN	669.854	729.405	8,89	527.565	763.487	44,72
CYPRUS	2.048.978	78.386	-96,17	1.585.501	92.486	-94,17
EGYPT	2.397.554	391.776	-83,66	2.235.627	563.610	-74,79
LIBYAN ARAB JAMAHIRIYA	-	3.867	-	-	26.799	-
TANZANIA, UNITED REP. OF	482.852	870.199	80,22	460.094	1.024.477	122,67
MADAGASCAR	186.224	124.440	-33,18	207.113	150.250	-27,46
SOMALIA	-	43.000	-	-	57.620	-
KENYA	1.027.736	1.691.590	64,59	951.083	2.173.632	128,54
REUNION	1.227.470	67.971	-94,46	1.212.056	101.180	-91,65
EQUATORIAL GUINEA	5.956	-	-100,00	14.500	-	-100,00
TOGO	-	264.953	-	-	325.227	-
GHANA	3.024.371	2.701.339	-10,68	2.570.127	3.085.889	20,07
ANGOLA	1.391.318	1.009.312	-27,46	1.003.263	1.046.780	4,34
CONGO	68.679	103.108	50,13	59.064	111.006	87,94
CAMEROON	242.616	383.998	58,27	210.799	407.846	93,48
NIGERIA	539.855	60.779	-88,74	542.755	110.113	-79,71
COTE D'IVOIRE	548.463	1.362.560	148,43	401.482	1.654.772	312,17
SENEGAL	77.710	146.277	88,23	63.132	153.810	143,63
MAURITANIA	-	21	-	-	136	-
GAMBIA	-	36	-	-	144	-
SEYCHELLES	13.778	8.574	-37,77	73.239	39.299	-46,34
UGANDA	191.029	-	-100,00	531.531	-	-100,00
SOUTH AFRICA	2.662.987	3.899.187	46,42	2.201.223	4.600.805	109,01
COMOROS	-	11.788	-	-	22.540	-
MAURITIUS	1.195.835	629.596	-47,35	1.320.537	737.163	-44,18
MAYOTTE	2.482	5.729	130,81	6.381	13.657	114,02
AUSTRALIA	26.030.674	23.762.637	-8,71	34.732.270	35.041.547	0,89
NEW ZEALAND	8.886.438	14.781.356	66,34	8.630.387	16.846.428	95,20
MICRONESIA, FED. STATES OF	15.275	13.360	-12,54	62.669	48.901	-21,97
GUAM	20.347	20.347	0,00	39.092	37.279	-4,64
PALAU	8.405	-	-100,00	23.630	-	-100,00
NEW CALEDONIA	276.718	645.564	133,29	322.921	799.460	147,57
NORTHERN MARIANA ISLANDS	3.042	-	-100,00	6.256	-	-100,00
VANUATU	33.875	12.815	-62,17	89.845	38.823	-56,79
AMERICAN SAMOA	-	2.068	-	-	4.656	-
COOK ISLANDS	7.029	-	-100,00	13.980	-	-100,00
FIJI	142.799	665.514	366,05	196.539	959.867	388,39
KIRIBATI	4.641	1.772	-61,82	11.514	4.922	-57,25
SAMOA	30.475	18.000	-40,94	49.597	22.680	-54,27
SOLOMON ISLANDS	7.086	14.026	97,94	21.506	41.904	94,85
TONGA	3.538	6.990	97,57	22.471	37.062	64,93
EAST TIMOR	648.732	989.450	52,52	1.655.744	2.284.869	38,00
UNITED STATES	39.221.132	50.469.009	28,68	52.972.941	83.749.356	58,10
CANADA	207.370	692.005	233,70	1.826.722	4.316.340	136,29
MEXICO	1.493.496	1.927.697	29,07	1.411.925	2.348.072	66,30
GUATEMALA	3.326.836	1.107.352	-66,71	2.784.088	1.161.079	-58,30
PANAMA	750.659	49.467	-93,41	635.789	59.802	-90,59
SURINAME	242.729	122.506	-49,53	209.357	117.839	-43,71
CHILE	1.672.008	353.492	-78,86	1.528.711	390.729	-74,44
VENEZUELA	20.895	-	-100,00	18.805	-	-100,00
ARGENTINA	45.366	73.034	60,99	82.487	144.633	75,34
BRAZIL	324.244	483.505	49,12	611.802	949.883	55,26
COLOMBIA	732.297	462.910	-36,79	626.981	566.052	-9,72
ECUADOR	1.837.123	2.243.186	22,10	1.767.846	2.550.887	44,29
PERU	3.583.475	12.014.314	235,27	2.927.366	15.008.138	412,68
TRINIDAD AND TOBAGO	3.903.459	3.134.370	-19,70	3.333.023	3.607.352	8,23
JAMAICA	287.590	690.196	139,99	266.203	818.163	207,35
PUERTO RICO	61.301	25.717	-58,05	85.123	20.748	-75,63
BELIZE	90.778	-	-100,00	80.843	-	-100,00
DOMINICAN REPUBLIC	2.070.336	5.421.070	161,84	1.900.609	5.997.981	215,58
EL SALVADOR	536.579	48.855	-90,90	418.038	60.092	-85,63
FRENCH POLYNESIA	822.445	865.628	5,25	972.120	1.102.273	13,39
NETHERLANDS ANTILLES	578	-	-100,00	5.004	-	-100,00

https://www.bps.go.id

TABEL 6. PERKEMBANGAN EKSPOR INDONESIA MENURUT KOMODITI DAN NEGARA TUJUAN
JANUARI - JUNI 2021 DAN 2022

KOMODITI / NEGARA TUJUAN	BERAT BERSIH (KG)		PERUB	NILAI FOB (US $)		PERUB
	JAN-JUN 2021	JAN-JUN 2022	%	JAN-JUN 2021	JAN-JUN 2022	%
(1)	(2)	(3)	(4)	(5)	(6)	(7)
SAINT LUCIA	-	13	-	-	1.680	-
UNITED KINGDOM	655.022	1.610.207	145,82	481.682	1.746.335	262,55
NETHERLANDS	98.741	70.889	-28,21	1.726.578	1.067.333	-38,18
FRANCE	317.435	98.489	-68,97	251.680	116.037	-53,90
GERMANY, FED. REP. OF	15.656	356.746	2.178,66	75.182	1.034.537	1.276,05
AUSTRIA	72	-	-100,00	3.744	-	-100,00
BELGIUM	-	212.182	-	-	207.600	-
SWITZERLAND	344	-	-100,00	9.005	-	-100,00
DENMARK	5.834	4.398	-24,62	156.912	202.802	29,25
IRELAND	130.288	1.534.938	1.078,11	95.340	1.700.438	1.683,55
ITALY	1.006	384.757	38.146,18	2.320	373.265	15.988,99
SPAIN	508.358	1.008.055	98,30	413.166	1.323.344	220,29
PORTUGAL	17.774	865.482	4.769,37	14.631	886.698	5.960,29
GREECE	29.028.968	6.608.314	-77,24	21.168.749	5.705.830	-73,05
POLAND	8.858.484	646.672	-92,70	6.329.379	723.755	-88,57
ROMANIA	-	18.412	-	-	34.498	-
ALBANIA	42.223	-	-100,00	30.834	-	-100,00
BELARUS	-	890	-	-	18.596	-
KAZAKHSTAN	-	7.512	-	-	93.800	-
UKRAINE	57.287	139.046	142,72	43.296	193.936	347,93
UZBEKISTAN	1.859	11.255	505,37	42.762	250.404	485,58
GEORGIA	39.294	27.025	-31,22	44.148	28.091	-36,37
CROATIA	254.876	5.462.932	2.043,37	213.650	5.484.503	2.467,06
MALTA	65.915	-	-100,00	57.380	-	-100,00
RUSSIA FEDERATION	793.719	93.001	-88,28	2.853.793	344.570	-87,93
KERTAS KHUSUS	**198.879.106**	**165.807.524**	**-16,63**	**186.223.669**	**184.665.337**	**-0,84**
JAPAN	162.101	78.698	-51,45	100.167	67.264	-32,85
HONG KONG	366.066	533.163	45,65	400.079	633.044	58,23
KOREA, REPUBLIC OF	415.634	194.655	-53,17	349.228	343.123	-1,75
TAIWAN	6.117.656	2.112.730	-65,47	5.166.018	2.304.576	-55,39
CHINA	5.929.987	4.829.054	-18,57	8.202.384	6.889.038	-16,01
THAILAND	11.840.299	8.288.264	-30,00	12.305.803	10.305.188	-16,26
SINGAPORE	1.400.307	971.884	-30,59	1.622.454	1.535.880	-5,34
PHILIPPINES	3.049.273	5.117.835	67,84	3.533.078	5.949.200	68,39
MALAYSIA	19.379.282	10.689.982	-44,84	16.434.040	11.020.747	-32,94
MYANMAR	4.031.662	5.033.798	24,86	2.813.343	4.219.657	49,99
CAMBODIA	1.259.531	1.155.188	-8,28	1.093.357	1.171.068	7,11
BRUNEI DARUSSALAM	93.544	-	-100,00	79.783	-	-100,00
VIET NAM	60.158.150	44.903.067	-25,36	52.118.244	42.390.349	-18,67
INDIA	15.377.115	11.490.287	-25,28	14.871.042	13.687.962	-7,96
PAKISTAN	13.229.046	5.580.048	-57,82	10.684.075	5.748.554	-46,20
BANGLADESH	2.898.147	413.177	-85,74	2.831.240	544.849	-80,76
SRI LANKA	2.579.611	1.947.362	-24,51	2.483.430	2.149.719	-13,44
IRAQ	34.272	-	-100,00	23.706	-	-100,00
IRAN (ISLAMIC REPUBLIC OF)	24.304	-	-100,00	40.655	-	-100,00
SAUDI ARABIA	366.718	534.300	45,70	380.794	791.110	107,75
ISRAEL	19.800	17.792	-10,14	10.352	25.218	143,60
KUWAIT	79.163	214.820	171,36	105.603	327.386	210,02
JORDAN	2.169	21.792	904,70	3.024	29.239	866,82
LEBANON	189.716	305.101	60,82	141.555	359.954	154,29
YEMEN	96.381	33.837	-64,89	73.167	27.247	-62,76
OMAN	121.324	-	-100,00	139.827	-	-100,00
TURKEY	543.145	10.965.429	1.918,88	628.835	11.879.932	1.789,20
UNITED ARAB EMIRATES	7.652.354	7.537.284	-1,50	8.034.934	8.368.636	4,15
QATAR	55.800	88.561	58,71	53.458	140.948	163,66
BAHRAIN	41.832	-	-100,00	29.645	-	-100,00
EGYPT	1.802.918	703.675	-60,97	1.163.534	794.225	-31,74
LIBYAN ARAB JAMAHIRIYA	-	76.671	-	-	67.908	-
MOROCCO	-	109.121	-	-	105.485	-
ETHIOPIA	197.403	-	-100,00	140.156	-	-100,00
TANZANIA, UNITED REP. OF	182.887	337.382	84,48	143.882	325.316	126,10
MADAGASCAR	154.287	288.412	86,93	127.248	280.638	120,54
KENYA	175.152	882.115	403,63	134.791	944.646	600,82
REUNION	-	68.302	-	-	67.373	-
MOZAMBIQUE	184.477	275.136	49,14	182.994	315.414	72,36
TOGO	157.621	137.093	-13,02	139.056	163.938	17,89
GHANA	431.925	787.931	82,42	409.687	846.605	106,65
ANGOLA	66.487	53.811	-19,07	48.165	55.841	15,94
CONGO	54.419	107.130	96,86	35.804	101.369	183,12
CAMEROON	157.612	110.446	-29,93	125.600	123.752	-1,47
NIGERIA	9.037.020	4.126.166	-54,34	7.232.399	4.347.063	-39,89
SIERRA LEONE	20.039	19.987	-0,26	15.530	20.187	29,99
COTE D'IVOIRE	454	1.053.490	232.074,10	1.969	1.035.613	52.494,27
SENEGAL	194.081	286.067	47,40	219.885	289.050	31,46
BENIN	-	58.614	-	-	68.240	-
DJIBOUTI	278.366	143.488	-48,45	215.329	127.461	-40,81
SOUTH AFRICA	2.620.745	3.161.766	20,64	2.867.517	4.333.229	51,11
ZIMBABWE	126.589	55.159	-56,43	91.673	68.806	-24,94
MAURITIUS	35.836	59.769	66,78	40.326	71.306	76,83
DEMOCRATIC REP. OF THE CONGO	18.331	44.748	144,11	14.851	39.642	166,94
AUSTRALIA	2.623.911	1.024.542	-60,95	2.876.238	1.728.755	-39,90
NEW ZEALAND	177.606	158.029	-11,02	285.528	268.403	-6,00

https://www.bps.go.id

TABEL 6. PERKEMBANGAN EKSPOR INDONESIA MENURUT KOMODITI DAN NEGARA TUJUAN
JANUARI - JUNI 2021 DAN 2022

KOMODITI / NEGARA TUJUAN	BERAT BERSIH (KG)		PERUB	NILAI FOB (US $)		PERUB
	JAN-JUN 2021	JAN-JUN 2022	%	JAN-JUN 2021	JAN-JUN 2022	%
(1)	(2)	(3)	(4)	(5)	(6)	(7)
EAST TIMOR	-	45.581	-	-	58.117	-
UNITED STATES	5.161.260	6.465.362	25,27	5.157.900	8.034.991	55,78
CANADA	365.652	-	-100,00	369.587	-	-100,00
MEXICO	765.728	3.438.657	349,07	666.825	3.458.169	418,60
GUATEMALA	159.858	213.582	33,61	145.134	238.028	64,01
HONDURAS	79.989	122.674	53,36	113.683	226.914	99,60
NICARAGUA	345.557	162.645	-52,93	322.635	184.127	-42,93
PANAMA	95.699	22.368	-76,63	85.110	20.802	-75,56
SURINAME	-	4.579	-	-	9.365	-
CHILE	42.555	207.177	386,85	62.057	309.611	398,92
VENEZUELA	401.687	143.744	-64,22	345.118	161.551	-53,19
ARGENTINA	47.944	207.668	333,15	60.320	417.532	592,19
BRAZIL	404.771	46.534	-88,50	300.885	40.717	-86,47
COLOMBIA	98.375	844.413	758,36	66.612	960.297	1.341,63
URUGUAY	14.850	7.119	-52,06	22.528	13.404	-40,50
PARAGUAY	12.753	-	-100,00	18.900	-	-100,00
ECUADOR	1.090.430	119.168	-89,07	981.521	180.701	-81,59
PERU	251.440	1.625.188	546,35	309.590	1.895.447	512,24
TRINIDAD AND TOBAGO	24.585	169.242	588,39	17.720	221.566	1.150,38
JAMAICA	183.278	-	-100,00	150.807	-	-100,00
PUERTO RICO	-	22.134	-	-	19.349	-
DOMINICAN REPUBLIC	213.640	121.610	-43,08	195.294	119.133	-39,00
EL SALVADOR	185.548	92.831	-49,97	184.833	125.412	-32,15
COSTA RICA	410.123	23.744	-94,21	329.574	36.623	-88,89
HAITI	-	47.114	-	-	56.537	-
UNITED KINGDOM	268.118	628.665	134,47	410.130	1.005.220	145,10
NETHERLANDS	7.832	-	-100,00	9.646	-	-100,00
FRANCE	48.944	-	-100,00	51.940	-	-100,00
GERMANY, FED. REP. OF	24.121	326.059	1.251,79	39.756	440.188	1.007,22
BELGIUM	3.485.591	5.144.692	47,60	4.731.899	7.599.939	60,61
IRELAND	34.487	134.689	290,55	66.559	222.544	234,36
ITALY	34.457	555.671	1.512,64	54.872	807.706	1.371,98
SPAIN	2.181.972	2.521.624	15,57	2.652.503	3.166.607	19,38
PORTUGAL	124.282	233.133	87,58	142.681	317.117	122,26
GREECE	794.001	800.624	0,83	777.467	1.002.055	28,89
POLAND	37.686	767.167	1.935,67	95.470	1.152.998	1.107,71
ROMANIA	24.501	46.773	90,90	44.490	65.551	47,34
BULGARIA	-	88.298	-	-	106.385	-
ALBANIA	-	19.987	-	-	31.507	-
UKRAINE	493.611	44.016	-91,08	556.388	66.485	-88,05
LITHUANIA	68.708	44.019	-35,93	77.196	57.398	-25,65
ESTONIA	-	22.450	-	-	34.995	-
GEORGIA	117.343	39.044	-66,73	142.642	57.163	-59,93
CROATIA	242.913	401.387	65,24	248.048	543.773	119,22
SLOVENIA	1.525.005	1.864.633	22,27	2.019.806	2.729.377	35,13
RUSSIA FEDERATION	2.797.257	784.303	-71,96	2.930.061	969.781	-66,90
BARANG DARI KERTAS DAN PAPAN KERTAS LAINNYA	**95.074.765**	**100.119.101**	**5,31**	**134.552.084**	**157.434.432**	**17,01**
JAPAN	7.466.741	7.441.488	-0,34	10.783.619	9.042.269	-16,15
HONG KONG	210.834	212.101	0,60	607.344	643.788	6,00
KOREA, REPUBLIC OF	2.258.170	1.260.312	-44,19	2.352.236	2.379.013	1,14
TAIWAN	4.822.728	5.175.324	7,31	3.678.967	4.414.138	19,98
CHINA	121.513	128.350	5,63	137.976	434.815	215,14
MONGOLIA	419	-	-100,00	576	-	-100,00
MACAU	-	35	-	-	241	-
PAPUA NEW GUINEA	118.919	302.930	154,74	235.303	501.701	113,21
THAILAND	6.087.029	5.365.413	-11,85	10.499.705	9.227.765	-12,11
SINGAPORE	3.617.347	2.815.029	-22,18	1.748.297	1.476.849	-15,53
PHILIPPINES	2.215.919	1.567.250	-29,27	4.211.711	3.601.981	-14,48
MALAYSIA	3.920.029	4.917.863	25,45	6.711.299	8.298.313	23,65
MYANMAR	200.004	566.869	183,43	269.189	875.662	225,30
CAMBODIA	112.847	247.374	119,21	170.979	372.847	118,07
BRUNEI DARUSSALAM	47.088	59.089	25,48	71.027	91.243	28,46
NEPAL	31.291	123	-99,61	40.529	981	-97,58
VIET NAM	3.616.071	1.239.126	-65,73	5.348.431	3.895.278	-27,17
MALDIVES	125	660	428,00	1.959	15.944	713,69
INDIA	790.901	1.514.755	91,52	1.158.244	4.722.407	307,72
PAKISTAN	1.372.065	1.083.868	-21,00	2.574.106	1.976.749	-23,21
BANGLADESH	38.487	51.983	35,07	45.231	55.208	22,06
SRI LANKA	549.592	539.072	-1,91	905.264	803.582	-11,23
IRAQ	1.415.181	2.088.982	47,61	2.037.635	2.893.380	42,00
IRAN (ISLAMIC REPUBLIC OF)	6	-	-100,00	56	-	-100,00
SAUDI ARABIA	3.946.383	5.143.147	30,33	5.535.185	7.667.840	38,53
ISRAEL	36.336	50	-99,86	55.105	82	-99,85
KUWAIT	449.494	688.423	53,16	685.413	1.260.844	83,95
JORDAN	15.923	138.760	771,44	20.087	176.041	776,38
LEBANON	240.865	216.041	-10,31	337.136	360.596	6,96
YEMEN	1.903.036	1.098.113	-42,30	2.616.414	1.722.781	-34,15
OMAN	725.357	1.734.317	139,10	950.510	2.627.719	176,45
TURKEY	2.040.326	5.650.842	176,96	2.433.643	7.109.268	192,12
UNITED ARAB EMIRATES	4.608.634	6.341.801	37,61	6.758.419	9.520.269	40,87
QATAR	941.171	1.332.618	41,59	1.480.368	2.389.202	61,39

https://www.bps.go.id

TABEL 6. PERKEMBANGAN EKSPOR INDONESIA MENURUT KOMODITI DAN NEGARA TUJUAN
JANUARI - JUNI 2021 DAN 2022

KOMODITI / NEGARA TUJUAN	BERAT BERSIH (KG)		PERUB	NILAI FOB (US $)		PERUB
	JAN-JUN 2021	JAN-JUN 2022	%	JAN-JUN 2021	JAN-JUN 2022	%
(1)	(2)	(3)	(4)	(5)	(6)	(7)
BAHRAIN	143.877	406.006	182,19	203.602	675.675	231,86
CYPRUS	102.421	125.672	22,70	141.039	199.592	41,51
EGYPT	411.007	622.158	51,37	474.332	809.761	70,72
LIBYAN ARAB JAMAHIRIYA	666.014	411.044	-38,28	627.899	466.918	-25,64
MOROCCO	11.661	-	-100,00	22.759	-	-100,00
TUNISIA	8.610	-	-100,00	17.938	-	-100,00
SUDAN	140.655	63.004	-55,21	93.536	37.437	-59,98
ERITREA	-	57.466	-	-	79.465	-
ETHIOPIA	425.586	1.710.655	301,95	543.706	2.234.394	310,96
TANZANIA, UNITED REP. OF	177.959	484.471	172,24	235.503	464.887	97,40
MADAGASCAR	1.541.438	1.974.966	28,12	1.602.293	2.272.859	41,85
SOMALIA	572.144	650.079	13,62	699.162	930.347	33,07
KENYA	410.774	519.911	26,57	589.074	763.436	29,60
REUNION	33.931	34.006	0,22	80.971	91.354	12,82
MOZAMBIQUE	59.274	32.735	-44,77	86.127	48.517	-43,67
TOGO	3.263.197	741.740	-77,27	3.357.218	998.705	-70,25
GHANA	922.739	449.822	-51,25	1.245.054	811.832	-34,80
LIBERIA	16.051	-	-100,00	23.500	-	-100,00
GUINEA	822.058	1.628.411	98,09	767.576	1.635.153	113,03
ANGOLA	596.111	-	-100,00	488.836	-	-100,00
CONGO	2.167.244	3.553.521	63,96	2.420.651	3.965.700	63,83
CAMEROON	267.573	754.621	182,02	360.826	894.416	147,88
NIGERIA	237.287	338.682	42,73	377.940	577.619	52,83
SIERRA LEONE	665.039	304.182	-54,26	703.483	364.427	-48,20
GABON	31.032	-	-100,00	41.532	-	-100,00
COTE D'IVOIRE	805.525	607.583	-24,57	1.065.547	919.792	-13,68
SENEGAL	96.048	82.619	-13,98	150.583	149.076	-1,00
MAURITANIA	220.133	12.419	-94,36	215.275	20.041	-90,69
MALI	-	17.259	-	-	28.632	-
BENIN	2.583.955	766.600	-70,33	2.563.000	932.173	-63,63
GAMBIA	148.044	71.505	-51,70	161.779	79.823	-50,66
DJIBOUTI	253.687	54.666	-78,45	338.902	88.879	-73,77
SOUTH AFRICA	2.305.330	2.166.643	-6,02	3.247.327	3.369.607	3,77
MAURITIUS	135.702	164.567	21,27	196.419	249.429	26,99
MAYOTTE	278	241	-13,39	4.130	3.671	-11,11
DEMOCRATIC REP. OF THE CONGO	153.740	50.980	-66,84	181.152	87.097	-51,92
AUSTRALIA	3.200.757	3.065.402	-4,23	8.498.504	9.295.540	9,38
NEW ZEALAND	438.813	1.139.295	159,63	1.052.564	2.607.746	147,75
GUAM	-	56	-	-	101	-
NEW CALEDONIA	1.699	2.249	32,33	3.709	6.472	74,49
WALLIS AND FUTUNA ISLANDS	-	10	-	-	100	-
FIJI	-	48.097	-	-	80.792	-
EAST TIMOR	214.987	330.554	53,76	256.737	493.128	92,07
UNITED STATES	6.289.139	4.378.951	-30,37	7.793.521	6.342.172	-18,62
CANADA	908.070	764.196	-15,84	1.465.334	1.338.370	-8,66
MEXICO	2.202.350	3.520.985	59,87	2.785.725	5.203.551	86,79
GUATEMALA	139.791	413.524	195,82	174.215	607.745	248,85
HONDURAS	-	134.655	-	-	218.194	-
NICARAGUA	70.069	174.073	148,43	94.664	266.169	181,17
PANAMA	9.840	115.744	1.076,23	12.707	182.985	1.340,02
SURINAME	71.077	61.021	-14,15	118.940	107.637	-9,50
CHILE	65.394	28.211	-56,86	304.362	278.829	-8,39
ARGENTINA	50.771	1.194	-97,65	84.763	10.282	-87,87
BRAZIL	154.421	127.036	-17,73	604.233	1.157.502	91,57
COLOMBIA	698.602	255.155	-63,48	811.341	352.631	-56,54
URUGUAY	-	7.167	-	-	14.870	-
PARAGUAY	39.326	96.938	146,50	46.273	136.235	194,41
ECUADOR	73.581	75.496	2,60	110.472	128.223	16,07
PERU	39.478	75.311	90,77	41.362	123.027	197,44
GUYANA	23.918	25.426	6,31	37.277	43.073	15,55
TRINIDAD AND TOBAGO	5.815	14.807	154,64	57.725	128.511	122,62
BAHAMAS	-	8	-	-	111	-
JAMAICA	-	702.601	-	-	1.079.558	-
PUERTO RICO	21.871	49.474	126,21	35.469	79.124	123,08
DOMINICAN REPUBLIC	68.700	708	-98,97	98.383	5.820	-94,08
EL SALVADOR	134.430	247.426	84,06	197.779	705.391	256,66
COSTA RICA	45.902	71.557	55,89	58.399	117.040	100,42
HAITI	230.207	140.360	-39,03	291.331	242.993	-16,59
FRENCH POLYNESIA	5	3.030	57.620,38	70	8.434	11.880,29
VIRGIN ISLANDS (BRITISH)	242	110	-54,55	3.900	1.283	-67,11
UNITED KINGDOM	471.414	205.240	-56,46	1.012.430	633.061	-37,47
NETHERLANDS	803.331	443.735	-44,76	1.511.562	1.122.774	-25,72
FRANCE	302.414	323.171	6,86	736.797	738.145	0,18
GERMANY, FED. REP. OF	625.575	972.171	55,40	2.071.304	3.394.341	63,87
AUSTRIA	4.738	5.107	7,78	21.592	16.604	-23,10
BELGIUM	99.434	165.944	66,89	367.867	715.014	94,37
SWITZERLAND	9.492	6.155	-35,16	65.397	5.840	-91,07
DENMARK	14.275	40.739	185,38	61.982	232.841	275,66
NORWAY	163	101	-38,16	2.098	1.480	-29,44
SWEDEN	48.566	35.573	-26,75	116.267	87.655	-24,61
FINLAND	6.766	14.776	118,40	15.698	40.090	155,39
IRELAND	759.763	1.058.558	39,33	1.192.452	1.788.499	49,99
ITALY	121.403	55.353	-54,41	510.778	211.159	-58,66

https://www.bps.go.id

TABEL 6. PERKEMBANGAN EKSPOR INDONESIA MENURUT KOMODITI DAN NEGARA TUJUAN
JANUARI - JUNI 2021 DAN 2022

KOMODITI / NEGARA TUJUAN	BERAT BERSIH (KG)		PERUB	NILAI FOB (US $)		PERUB
	JAN-JUN 2021	JAN-JUN 2022	%	JAN-JUN 2021	JAN-JUN 2022	%
(1)	(2)	(3)	(4)	(5)	(6)	(7)
SPAIN	788.564	462.915	-41,30	1.636.930	853.222	-47,88
PORTUGAL	13.699	2.594	-81,06	67.023	7.839	-88,30
GREECE	69.365	58.737	-15,32	175.953	118.630	-32,58
HUNGARY	30	-	-100,00	179	-	-100,00
POLAND	382.037	695.664	82,09	678.952	1.022.091	50,54
ROMANIA	0	-	-100,00	5	-	-100,00
BULGARIA	339.924	414.683	21,99	481.319	578.518	20,19
ALBANIA	165.184	237.262	43,64	226.427	263.406	16,33
TAJIKISTAN	71.971	297.878	313,88	65.674	328.330	399,94
UKRAINE	16.017	-	-100,00	27.100	-	-100,00
LITHUANIA	-	2.006	-	-	10.497	-
GEORGIA	694	27.736	3.898,78	1.325	38.941	2.837,90
CROATIA	273.286	555.619	103,31	387.956	758.262	95,45
MALTA	-	4.982	-	-	8.924	-
SLOVENIA	-	73.166	-	-	105.914	-
CZECH REPUBLIC	7.120	13.363	87,68	32.393	52.476	62,00
REP. OF MACEDONIA	8.220	-	-100,00	11.158	-	-100,00
RUSSIA FEDERATION	155.109	94.709	-38,94	243.071	126.731	-47,86
KERTAS DAN PAPAN KERTAS BERGELOMBANG	**564.725.973**	**401.136.236**	**-28,97**	**283.409.609**	**232.749.170**	**-17,88**
JAPAN	177.723	479.965	170,06	165.472	422.263	155,19
KOREA, REPUBLIC OF	4.377.921	4.566.662	4,31	3.475.328	4.537.441	30,56
TAIWAN	17.542.414	5.559.762	-68,31	11.293.634	5.315.874	-52,93
CHINA	368.504.055	196.902.719	-46,57	170.621.781	95.189.691	-44,21
PAPUA NEW GUINEA	-	99	-	-	1.007	-
THAILAND	23.192.278	67.906.865	192,80	13.185.043	36.836.407	179,38
SINGAPORE	8.796.318	14.389.020	63,58	4.173.405	7.170.358	71,81
PHILIPPINES	5.265.018	8.986.864	70,69	3.158.296	5.959.318	88,69
MALAYSIA	73.286.096	28.003.107	-61,79	36.853.408	17.582.685	-52,29
MYANMAR	571.743	999.549	74,82	332.559	620.146	86,48
CAMBODIA	2.925.312	2.046.686	-30,04	1.624.900	1.236.133	-23,93
VIET NAM	26.504.893	18.395.981	-30,59	16.275.672	12.996.178	-20,15
INDIA	3.114.294	1.771.435	-43,12	2.410.005	1.628.721	-32,42
PAKISTAN	729.032	698.677	-4,16	397.952	534.762	34,38
BANGLADESH	101.241	-	-100,00	115.745	-	-100,00
SRI LANKA	552.291	598.146	8,30	407.517	580.959	42,56
SAUDI ARABIA	9.454.206	13.452.798	42,29	5.761.692	10.821.240	87,81
KUWAIT	818.497	980.845	19,83	522.224	844.811	61,77
JORDAN	130.025	325.970	150,70	133.449	373.612	179,97
LEBANON	131.376	-	-100,00	124.774	-	-100,00
TURKEY	1.607.629	9.685.857	502,49	1.237.838	10.395.237	739,79
UNITED ARAB EMIRATES	7.065.534	10.890.594	54,14	4.478.004	8.923.481	99,27
QATAR	250.476	99.250	-60,38	192.510	80.025	-58,43
BAHRAIN	51.408	-	-100,00	50.738	-	-100,00
EGYPT	74.410	48.135	-35,31	63.800	57.129	-10,46
SUDAN	198.927	-	-100,00	98.469	-	-100,00
TANZANIA, UNITED REP. OF	562.765	1.295.058	130,12	422.181	1.010.619	139,38
MADAGASCAR	475.728	-	-100,00	260.439	-	-100,00
KENYA	618.779	1.690.598	173,22	458.259	1.591.010	247,19
GHANA	870.508	124.355	-85,71	549.492	107.425	-80,45
NIGERIA	170.243	2.059.407	1.109,69	125.237	1.510.671	1.106,25
COTE D'IVOIRE	294.851	496.929	68,54	204.439	380.150	85,95
SENEGAL	141.988	-	-100,00	94.739	-	-100,00
DJIBOUTI	211.610	-	-100,00	66.669	-	-100,00
SOUTH AFRICA	146.547	92.756	-36,71	149.017	104.415	-29,93
ZAMBIA	195.430	-	-100,00	97.249	-	-100,00
MAURITIUS	504.051	242.155	-51,96	353.226	168.926	-52,18
AUSTRALIA	2.617.453	1.053.687	-59,74	1.607.011	637.777	-60,31
NEW ZEALAND	441.980	678.261	53,46	413.215	456.854	10,56
FIJI	11.988	-	-100,00	9.111	-	-100,00
UNITED STATES	-	11.387	-	-	31.740	-
CANADA	264.000	-	-100,00	251.498	-	-100,00
MEXICO	1.050.197	98.736	-90,60	564.268	68.868	-87,80
GUATEMALA	-	1.413.875	-	-	725.139	-
HONDURAS	-	1.307.432	-	-	717.308	-
NICARAGUA	-	297.272	-	-	162.649	-
CHILE	-	278.235	-	-	160.029	-
VENEZUELA	-	23.103	-	-	36.128	-
COLOMBIA	-	183.301	-	-	103.283	-
ECUADOR	-	701.511	-	-	406.475	-
PERU	22.053	144.214	553,94	24.349	140.483	476,95
GUYANA	-	47.401	-	-	39.340	-
EL SALVADOR	261.861	246.117	-6,01	148.073	141.578	-4,39
FRANCE	3	-	-100,00	166	-	-100,00
IRELAND	73.854	23.852	-67,70	68.477	26.518	-61,27
ITALY	98.287	376.564	283,13	127.785	415.148	224,88
SPAIN	-	791.833	-	-	795.543	-
PORTUGAL	109.314	296.050	170,82	126.915	299.974	136,36
GREECE	-	101.417	-	-	106.812	-
BULGARIA	22.981	170.287	640,99	17.909	188.948	955,02
UKRAINE	-	64.141	-	-	65.649	-
GEORGIA	23.762	14.369	-39,53	28.934	16.183	-44,07

https://www.bps.go.id

TABEL 6. PERKEMBANGAN EKSPOR INDONESIA MENURUT KOMODITI DAN NEGARA TUJUAN
JANUARI - JUNI 2021 DAN 2022

KOMODITI / NEGARA TUJUAN	BERAT BERSIH (KG)		PERUB	NILAI FOB (US $)		PERUB
	JAN-JUN 2021	JAN-JUN 2022	%	JAN-JUN 2021	JAN-JUN 2022	%
(1)	(2)	(3)	(4)	(5)	(6)	(7)
SLOVENIA	112.625	22.949	-79,62	86.736	26.047	-69,97
KEMASAN DAN KOTAK DARI KERTAS DAN KARTON	**26.296.091**	**29.105.871**	**10,69**	**64.173.184**	**78.462.470**	**22,27**
JAPAN	1.664.629	1.132.112	-31,99	2.860.165	2.446.172	-14,47
HONG KONG	70.855	160.498	126,52	219.291	534.938	143,94
KOREA, REPUBLIC OF	227.003	157.827	-30,47	675.053	448.838	-33,51
TAIWAN	2.723.492	2.951.046	8,36	12.144.411	10.130.307	-16,58
CHINA	75.450	130.698	73,22	287.879	394.960	37,20
PAPUA NEW GUINEA	25.553	39.386	54,14	56.274	85.934	52,70
THAILAND	621.409	658.794	6,02	713.813	1.029.886	44,28
SINGAPORE	2.616.257	2.188.392	-16,35	4.855.599	4.904.637	1,01
PHILIPPINES	3.494.052	3.834.253	9,74	6.563.872	8.723.230	32,90
MALAYSIA	197.686	350.826	77,47	270.597	785.741	190,37
MYANMAR	60.987	172.600	183,01	528.652	903.180	70,85
CAMBODIA	715	6.352	788,20	1.447	15.759	988,90
BRUNEI DARUSSALAM	146.813	143.743	-2,09	144.613	168.865	16,77
NEPAL	-	1.280	-	-	11.544	-
VIET NAM	80.126	90.884	13,43	221.348	225.136	1,71
MALDIVES	702	5.936	746,13	2.640	17.850	576,07
INDIA	845	10.863	1.185,15	12.033	31.033	157,89
PAKISTAN	123	74	-39,83	1.089	822	-24,56
BANGLADESH	299.483	108	-99,96	285.672	33.110	-88,41
SRI LANKA	1	-	-100,00	0	-	-100,00
IRAQ	490	-	-100,00	2.744	-	-100,00
SAUDI ARABIA	50.274	75.517	50,21	119.943	134.799	12,39
ISRAEL	3	-	-100,00	700	-	-100,00
KUWAIT	-	26	-	-	501	-
LEBANON	235	-	-100,00	235	-	-100,00
OMAN	35.767	77	-99,78	62.182	160	-99,74
TURKEY	52	6.468	12.224,46	1.144	27.720	2.322,55
UNITED ARAB EMIRATES	72.532	82.121	13,22	205.592	249.191	21,21
QATAR	9	6.936	73.531,53	45	13.473	29.556,18
BAHRAIN	581	787	35,53	1.842	4.975	170,17
CYPRUS	-	0	-	-	0	-
EGYPT	22.230	7.299	-67,17	69.219	34.081	-50,76
LIBYAN ARAB JAMAHIRIYA	-	1.783	-	-	4.019	-
MOROCCO	-	79	-	-	161	-
SUDAN	380	3	-99,27	5.202	18.705	259,54
ETHIOPIA	1.650	0	-100,00	6.048	2.613	-56,79
MADAGASCAR	156.813	16.654	-89,38	127.405	12.699	-90,03
KENYA	366	1	-99,86	12.425	1	-99,99
REUNION	0	552	459.900,00	1	4.097	343.047,40
MOZAMBIQUE	-	10.782	-	-	15.579	-
TOGO	14.418	9.205	-36,16	27.314	19.994	-26,80
GHANA	202.052	93.784	-53,58	247.804	172.225	-30,50
LIBERIA	67.023	55.104	-17,78	52.083	42.954	-17,53
ANGOLA	-	0	-	-	4.296	-
CONGO	44.072	33.792	-23,32	36.763	26.136	-28,91
CAMEROON	44	-	-100,00	165	-	-100,00
NIGERIA	45.839	6.033	-86,84	240.782	192.062	-20,23
COTE D'IVOIRE	-	1.205	-	-	2.729	-
SENEGAL	2.708	13.879	412,51	4.608	26.416	473,30
MAURITANIA	10	8.975	89.645,00	11	16.969	153.156,86
MALI	-	4.800	-	-	8.119	-
BENIN	-	6.735	-	-	16.872	-
GAMBIA	3.862	-	-100,00	7.920	-	-100,00
SEYCHELLES	3.613	22	-99,39	12.085	425	-96,48
DJIBOUTI	2.896	5.977	106,42	12.152	14.082	15,89
SOUTH AFRICA	147.241	67.827	-53,93	322.573	314.586	-2,48
MAURITIUS	-	2	-	-	53	-
AUSTRALIA	4.004.706	3.294.324	-17,74	6.806.074	7.171.157	5,36
NEW ZEALAND	262.379	270.145	2,96	609.189	642.393	5,45
GUAM	-	35	-	-	134	-
NEW CALEDONIA	10.584	3.923	-62,94	34.528	16.570	-52,01
FIJI	300	16.713	5.471,02	642	13.625	2.021,94
SOLOMON ISLANDS	-	400	-	-	159	-
EAST TIMOR	196.296	397.008	102,25	204.428	351.506	71,95
UNITED STATES	7.366.817	10.508.623	42,65	20.287.448	30.915.045	52,39
CANADA	37.960	27.950	-26,37	103.610	74.427	-28,17
MEXICO	40	734	1.739,65	20	1.065	5.198,61
PANAMA	8.483	23.645	178,74	20.767	59.830	188,10
CHILE	40.460	27.013	-33,23	82.852	58.881	-28,93
ARGENTINA	467	5	-98,96	14.515	202.087	1.292,22
BRAZIL	1.393	2.532	81,72	10.560	7.652	-27,53
COLOMBIA	3.232	3.879	20,01	8.788	14.163	61,15
BOLIVIA	10	-	-100,00	390	-	-100,00
ECUADOR	-	1.609	-	-	293.856	-
PERU	-	586	-	-	1.725	-
COSTA RICA	151	-	-100,00	341	-	-100,00
FRENCH POLYNESIA	1	-	-100,00	91	-	-100,00
VIRGIN ISLANDS (BRITISH)	70	-	-100,00	634	-	-100,00
UNITED KINGDOM	17.364	97.443	461,19	104.494	381.093	264,70

https://www.bps.go.id

TABEL 6. PERKEMBANGAN EKSPOR INDONESIA MENURUT KOMODITI DAN NEGARA TUJUAN
JANUARI - JUNI 2021 DAN 2022

KOMODITI / NEGARA TUJUAN	BERAT BERSIH (KG)		PERUB	NILAI FOB (US $)		PERUB
	JAN-JUN 2021	JAN-JUN 2022	%	JAN-JUN 2021	JAN-JUN 2022	%
(1)	(2)	(3)	(4)	(5)	(6)	(7)
NETHERLANDS	518.869	842.086	62,29	1.658.903	2.301.423	38,73
FRANCE	59.809	157.501	163,34	195.337	573.865	193,78
GERMANY, FED. REP. OF	43.138	52.150	20,89	530.433	462.396	-12,83
AUSTRIA	-	5	-	-	93	-
BELGIUM	7.607	35.703	369,34	29.704	73.283	146,71
SWITZERLAND	21	66	220,49	48	2.924	6.005,02
DENMARK	18.554	25.777	38,93	211.014	253.259	20,02
SWEDEN	533	1.176	120,67	7.301	15.739	115,58
FINLAND	26.662	31.262	17,25	97.763	104.987	7,39
IRELAND	9.167	2.713	-70,40	14.618	6.170	-57,79
ITALY	74.310	100.566	35,33	386.349	336.870	-12,81
SPAIN	316.760	511.132	61,36	1.016.266	1.647.436	62,11
PORTUGAL	-	253	-	-	760	-
GREECE	47.465	33.333	-29,77	93.551	67.737	-27,59
HUNGARY	321	-	-100,00	448	-	-100,00
POLAND	9.641	1.198	-87,57	84.517	6.699	-92,07
ROMANIA	15	-	-100,00	800	-	-100,00
KAZAKHSTAN	-	72	-	-	72	-
KYRGYZSTAN	47	3	-93,62	1.596	372	-76,69
LITHUANIA	3	-	-100,00	40	-	-100,00
MALTA	-	3	-	-	128	-
SLOVAKIA	3.030	-	-100,00	5.557	-	-100,00
SLOVENIA	-	5.411	-	-	15.730	-
CZECH REPUBLIC	1.910	52	-97,28	86.029	2.937	-96,59
REP. OF MACEDONIA	25.700	76.720	198,52	35.201	111.546	216,89
RUSSIA FEDERATION	481	27	-94,37	4.899	44	-99,11
KERTAS BUDAYA	**11.614.793**	**28.204.240**	**142,83**	**5.317.262**	**19.816.262**	**272,68**
JAPAN	-	73	-	-	175	-
HONG KONG	657.647	1.356.124	106,21	391.433	940.306	140,22
KOREA, REPUBLIC OF	69.080	-	-100,00	18.891	-	-100,00
TAIWAN	1	813.351	62.087.724,43	13	584.584	4.538.598,99
CHINA	49.664	1.430.990	2.781,34	27.585	550.931	1.897,20
MACAU	71.573	-	-100,00	34.246	-	-100,00
PAPUA NEW GUINEA	135	-	-100,00	865	-	-100,00
THAILAND	6	-	-100,00	105	-	-100,00
SINGAPORE	1.591.994	193.984	-87,82	357.437	82.239	-76,99
PHILIPPINES	2.167.641	148.180	-93,16	1.173.721	104.171	-91,12
MALAYSIA	2.736.082	6.064.078	121,63	1.295.119	4.102.955	216,80
MYANMAR	-	1.429.803	-	-	965.603	-
VIET NAM	2.950.495	3.546.754	20,21	1.298.601	2.472.874	90,43
MALDIVES	50	-	-100,00	2.863	-	-100,00
INDIA	1.204.067	7.089.107	488,76	636.108	5.261.469	727,13
PAKISTAN	-	496.326	-	-	393.999	-
BANGLADESH	-	645.888	-	-	484.151	-
SRI LANKA	-	49.418	-	-	37.064	-
TANZANIA, UNITED REP. OF	-	378.142	-	-	302.514	-
MADAGASCAR	-	193.427	-	-	137.353	-
KENYA	-	2.388.870	-	-	1.825.542	-
MOZAMBIQUE	-	46.103	-	-	36.421	-
GHANA	-	1.013.980	-	-	832.668	-
SENEGAL	8	-	-100,00	28	-	-100,00
DJIBOUTI	-	21.860	-	-	5.000	-
AUSTRALIA	-	633.636	-	-	503.203	-
NEW CALEDONIA	86.663	218.181	151,76	44.389	156.883	253,43
FIJI	-	45.062	-	-	32.895	-
EAST TIMOR	-	75	-	-	38	-
UNITED STATES	29.685	-	-100,00	35.831	-	-100,00
NETHERLANDS	2	-	-100,00	28	-	-100,00
AUSTRIA	-	828	-	-	3.225	-
KERTAS LAINNYA	**1.493.739.982**	**1.499.318.015**	**0,37**	**1.084.062.191**	**1.192.141.098**	**9,97**
JAPAN	158.854.415	156.803.698	-1,29	139.535.963	132.816.759	-4,82
HONG KONG	8.240.864	6.682.803	-18,91	6.526.223	5.474.654	-16,11
KOREA, REPUBLIC OF	57.227.098	56.796.366	-0,75	37.509.885	39.183.279	4,46
TAIWAN	48.209.881	51.538.706	6,90	35.384.729	39.597.674	11,91
CHINA	473.571.643	128.547.182	-72,86	333.937.897	83.227.150	-75,08
PAPUA NEW GUINEA	359.232	358.841	-0,11	338.611	345.076	1,91
THAILAND	27.799.976	15.002.654	-46,03	20.590.278	12.746.064	-38,10
SINGAPORE	16.893.392	16.077.119	-4,83	12.626.701	13.040.219	3,27
PHILIPPINES	144.897.413	122.603.521	-15,39	96.633.672	88.393.468	-8,53
MALAYSIA	92.326.533	96.661.477	4,70	68.427.583	79.131.157	15,64
MYANMAR	12.785.033	23.219.481	81,61	7.949.984	17.978.777	126,15
CAMBODIA	2.947.806	2.565.661	-12,96	2.076.057	2.195.152	5,74
BRUNEI DARUSSALAM	751.137	163.863	-78,18	560.660	115.667	-79,37
NEPAL	2.501.372	971.832	-61,15	1.447.888	711.946	-50,83
VIET NAM	98.608.181	83.361.371	-15,46	71.162.093	64.103.450	-9,92
MALDIVES	252.298	181.075	-28,23	201.022	129.505	-35,58
INDIA	28.512.127	30.825.990	8,12	18.580.815	22.611.912	21,69
PAKISTAN	33.061.022	33.146.104	0,26	22.846.695	26.031.690	13,94
BANGLADESH	3.076.280	6.778.747	120,36	2.782.677	7.369.008	164,82
SRI LANKA	11.433.264	8.993.944	-21,34	7.826.693	7.023.969	-10,26
IRAQ	5.727.956	7.799.542	36,17	4.152.406	6.969.626	67,85

https://www.bps.go.id

TABEL 6. PERKEMBANGAN EKSPOR INDONESIA MENURUT KOMODITI DAN NEGARA TUJUAN
JANUARI - JUNI 2021 DAN 2022

KOMODITI / NEGARA TUJUAN	BERAT BERSIH (KG)		PERUB	NILAI FOB (US $)		PERUB
	JAN-JUN 2021	JAN-JUN 2022	%	JAN-JUN 2021	JAN-JUN 2022	%
(1)	(2)	(3)	(4)	(5)	(6)	(7)
SAUDI ARABIA	20.089.702	31.580.000	57,19	15.507.873	28.658.919	84,80
ISRAEL	367.415	2.767.750	653,30	246.548	1.830.987	642,65
KUWAIT	2.318.499	2.569.113	10,81	1.658.165	2.032.261	22,56
JORDAN	1.562.332	5.057.259	223,70	1.015.651	3.802.164	274,36
LEBANON	4.422.397	5.637.931	27,49	3.069.704	4.267.815	39,03
YEMEN	3.014.925	1.588.690	-47,31	2.201.962	1.326.481	-39,76
OMAN	2.108.669	3.823.601	81,33	1.569.603	2.905.558	85,11
TURKEY	2.555.823	129.663.855	4.973,27	2.022.269	105.571.506	5.120,45
UNITED ARAB EMIRATES	35.392.906	42.241.919	19,35	24.712.389	34.909.975	41,27
QATAR	2.781.328	3.952.743	42,12	1.981.042	3.025.148	52,70
BAHRAIN	862.113	1.535.566	78,12	673.530	1.269.419	88,47
CYPRUS	1.233.488	1.900.370	54,06	945.425	1.513.871	60,13
EGYPT	2.671.075	14.436.449	440,47	2.152.534	10.954.545	408,91
LIBYAN ARAB JAMAHIRIYA	1.157.289	1.230.415	6,32	814.691	1.037.480	27,35
MOROCCO	-	352.716	-	-	433.284	-
ERITREA	-	243.321	-	-	255.190	-
ETHIOPIA	2.502.317	395.295	-84,20	1.830.847	335.996	-81,65
TANZANIA, UNITED REP. OF	2.355.520	6.991.468	196,81	1.675.400	5.938.325	254,44
MADAGASCAR	1.563.097	2.000.533	27,99	1.009.420	1.548.716	53,43
SOMALIA	154.486	-	-100,00	117.554	-	-100,00
KENYA	11.026.751	27.099.564	145,76	7.420.773	22.214.593	199,36
REUNION	876.164	1.622.971	85,24	618.191	1.268.555	105,20
MOZAMBIQUE	1.065.033	2.267.612	112,91	736.754	2.057.456	179,26
EQUATORIAL GUINEA	18.960	-	-100,00	11.812	-	-100,00
TOGO	4.858.963	6.061.329	24,75	3.455.524	4.995.669	44,57
GHANA	5.344.966	10.295.210	92,62	4.070.464	8.446.158	107,50
LIBERIA	256.461	232.102	-9,50	191.590	193.725	1,11
GUINEA	1.193.654	1.500.212	25,68	796.982	1.232.358	54,63
ANGOLA	2.179.350	1.086.653	-50,14	1.442.079	915.475	-36,52
CONGO	1.124.770	2.652.442	135,82	779.997	2.276.531	191,86
CAMEROON	446.048	1.880.748	321,65	302.810	1.488.528	391,57
NIGERIA	23.606.690	41.474.338	75,69	16.071.399	34.272.283	113,25
SIERRA LEONE	277.428	1.187.320	327,97	196.811	975.621	395,71
GABON	113.202	71.119	-37,17	105.100	119.364	13,57
COTE D'IVOIRE	3.305.318	9.636.047	191,53	2.321.737	8.183.406	252,47
SENEGAL	1.541.374	1.268.121	-17,73	1.148.573	1.093.367	-4,81
MAURITANIA	255.204	540.148	111,65	172.156	480.431	179,07
BENIN	2.814.421	3.224.929	14,59	1.982.697	2.617.132	32,00
GUINEA BISSAU	19.286	-	-100,00	13.240	-	-100,00
GAMBIA	247.647	155.184	-37,34	167.043	154.007	-7,80
SEYCHELLES	17.510	85.156	386,32	12.078	76.097	530,07
DJIBOUTI	4.620.716	2.076.424	-55,06	3.000.695	1.803.326	-39,90
SOUTH AFRICA	7.160.625	16.191.690	126,12	5.506.201	15.032.347	173,01
COMOROS	38.573	38.383	-0,49	32.455	33.642	3,66
MAURITIUS	1.987.783	2.245.668	12,97	1.421.580	2.004.234	40,99
MAYOTTE	266.353	268.872	0,95	177.698	218.629	23,03
DEMOCRATIC REP. OF THE CONGO	421.545	589.639	39,88	297.466	485.816	63,32
AUSTRALIA	17.549.101	10.749.498	-38,75	13.964.890	9.387.252	-32,78
NEW ZEALAND	2.312.349	835.606	-63,86	1.709.145	721.027	-57,81
MICRONESIA, FED. STATES OF	36.130	36.130	0,00	28.716	28.823	0,37
GUAM	107.145	48.254	-54,96	88.306	32.481	-63,22
PALAU	18.983	-	-100,00	13.250	-	-100,00
NEW CALEDONIA	503.055	184.784	-63,27	361.762	141.192	-60,97
SAINT VINCENT AND THE GRENADINES	15.040	-	-100,00	16.184	-	-100,00
VANUATU	55.884	38.170	-31,70	42.345	26.947	-36,36
AMERICAN SAMOA	18.983	-	-100,00	13.136	-	-100,00
FIJI	331.207	954.627	188,23	273.603	574.651	110,03
KIRIBATI	38.650	19.286	-50,10	34.785	18.129	-47,88
MARSHALL ISLANDS	55.044	19.317	-64,91	50.213	19.386	-61,39
SAMOA	93.304	93.804	0,54	62.730	68.318	8,91
SOLOMON ISLANDS	37.920	37.920	0,00	27.246	28.299	3,87
TONGA	18.960	38.085	100,87	14.239	32.211	126,21
EAST TIMOR	462.123	656.918	42,15	488.785	706.589	44,56
UNITED STATES	3.422.508	10.143.392	196,37	5.820.826	10.629.695	82,61
CANADA	17.343.915	20.353.531	17,35	12.564.943	18.865.365	50,14
MEXICO	13.934.849	73.759.961	429,32	9.097.166	59.838.580	557,77
GUATEMALA	1.338.197	2.379.497	77,81	1.113.852	1.865.836	67,51
HONDURAS	1.425.058	1.613.638	13,23	895.837	1.241.660	38,60
NICARAGUA	976.831	1.264.223	29,42	690.552	992.126	43,67
PANAMA	702.404	1.448.137	106,17	486.042	1.094.014	125,09
SURINAME	-	41.002	-	-	59.816	-
CHILE	2.645.314	6.054.816	128,89	1.582.044	4.323.411	173,28
VENEZUELA	-	22.689	-	-	19.327	-
ARGENTINA	24.044	23.408	-2,64	18.719	19.346	3,35
BRAZIL	145.220	27.833	-80,83	89.165	20.039	-77,53
COLOMBIA	138.684	1.814.519	1.208,39	139.009	1.768.933	1.172,53
PARAGUAY	20.731	-	-100,00	14.786	-	-100,00
ECUADOR	1.072.364	10.490.039	878,22	724.713	7.870.963	986,08
PERU	1.045.967	9.194.029	779,00	660.346	8.103.824	1.127,21
GUYANA	86.145	74.692	-13,29	61.239	86.537	41,31
TRINIDAD AND TOBAGO	23.128	186.601	706,82	22.619	169.610	649,86
JAMAICA	176.646	927.204	424,89	168.586	752.270	346,22
DOMINICAN REPUBLIC	74.289	3.463.172	4.561,76	39.383	3.088.433	7.741,99

https://www.bps.go.id

TABEL 6. PERKEMBANGAN EKSPOR INDONESIA MENURUT KOMODITI DAN NEGARA TUJUAN
JANUARI - JUNI 2021 DAN 2022

KOMODITI / NEGARA TUJUAN	BERAT BERSIH (KG)		PERUB	NILAI FOB (US $)		PERUB
	JAN-JUN 2021	JAN-JUN 2022	%	JAN-JUN 2021	JAN-JUN 2022	%
(1)	(2)	(3)	(4)	(5)	(6)	(7)
EL SALVADOR	1.482.032	2.420.875	63,35	1.183.320	2.128.761	79,90
COSTA RICA	1.648.993	3.403.005	106,37	1.020.053	2.653.805	160,16
HAITI	209.483	723.092	245,18	206.159	707.570	243,22
FRENCH GUIANA	18.212	135.206	642,40	10.618	118.535	1.016,40
FRENCH POLYNESIA	424.951	132.093	-68,92	353.928	115.092	-67,48
MARTINIQUE	-	270.536	-	-	253.770	-
NETHERLANDS ANTILLES	59.816	24.053	-59,79	51.621	22.914	-55,61
GUADELOUPE	-	212.707	-	-	196.153	-
UNITED KINGDOM	9.103.255	19.556.828	114,83	6.588.672	19.883.536	201,78
NETHERLANDS	174.647	50.001	-71,37	162.890	74.380	-54,34
FRANCE	71.166	60.365	-15,18	57.814	71.371	23,45
GERMANY, FED. REP. OF	97.294	118.327	21,62	54.435	163.934	201,15
BELGIUM	3.981.711	22.190.250	457,30	2.380.846	15.302.285	542,72
DENMARK	44.931	22.431	-50,08	47.230	24.643	-47,82
IRELAND	613.138	462.666	-24,54	543.186	477.374	-12,12
ITALY	7.277.689	25.876.880	255,56	4.573.130	22.012.160	381,34
SPAIN	1.709.426	3.926.053	129,67	1.375.638	3.747.768	172,44
PORTUGAL	71.850	-	-100,00	48.979	-	-100,00
GREECE	4.153.553	8.350.830	101,05	3.093.079	7.063.899	128,38
HUNGARY	-	120.686	-	-	110.219	-
POLAND	201.451	162.469	-19,35	236.791	215.971	-8,79
ROMANIA	1.435.490	4.732.402	229,67	812.937	3.561.450	338,10
BULGARIA	286.979	841.626	193,27	194.786	745.988	282,98
ALBANIA	274.547	1.537.683	460,08	157.515	1.136.263	621,37
UKRAINE	1.100.758	1.438.705	30,70	787.576	1.076.497	36,68
LITHUANIA	-	141.082	-	-	121.945	-
GEORGIA	28.457	161.808	468,60	41.612	129.136	210,33
CROATIA	524.798	2.515.214	379,27	353.191	2.211.310	526,09
MALTA	161.393	215.868	33,75	147.100	195.225	32,72
SLOVENIA	477.639	1.487.936	211,52	267.691	1.266.833	373,24
RUSSIA FEDERATION	1.621.054	230.705	-85,77	1.175.192	304.635	-74,08
BARANG HASIL PENCETAKAN UMUM	**1.931.297**	**2.278.064**	**17,96**	**11.060.433**	**13.202.089**	**19,36**
JAPAN	158.988	161.038	1,29	363.088	435.343	19,90
HONG KONG	41.659	23.995	-42,40	729.048	64.552	-91,15
KOREA, REPUBLIC OF	3.530	2.131	-39,63	120.592	152.213	26,22
TAIWAN	22.960	3.494	-84,78	29.269	67.951	132,16
CHINA	10.193	6.267	-38,52	82.116	131.277	59,87
MONGOLIA	-	227	-	-	1.559	-
PAPUA NEW GUINEA	2.210	4.102	85,62	21.355	28.656	34,19
THAILAND	8.911	10.435	17,10	53.791	60.405	12,30
SINGAPORE	171.145	172.907	1,03	1.429.219	2.078.188	45,41
PHILIPPINES	4.510	118.428	2.526,04	36.160	647.643	1.691,06
MALAYSIA	488.083	1.065.052	118,21	1.583.955	4.218.000	166,30
MYANMAR	89	1.062	1.100,34	659	11.480	1.642,01
CAMBODIA	1.489	3.032	103,67	2.687	27.942	939,77
BRUNEI DARUSSALAM	407	22.672	5.470,46	581	41.515	7.050,78
LAO PEOPLE'S DEM. REP.	8	-	-100,00	135	-	-100,00
VIET NAM	23.081	22.528	-2,39	331.534	353.898	6,75
MALDIVES	63	784	1.138,63	1.139	10.876	855,00
INDIA	15.383	17.817	15,82	921.696	1.184.854	28,55
PAKISTAN	622	404	-34,98	8.846	91	-98,97
BANGLADESH	3.369	588	-82,55	158.495	4.622	-97,08
SRI LANKA	15.573	743	-95,23	634.685	7.460	-98,82
IRAQ	37	27	-27,17	360	359	-0,35
SAUDI ARABIA	81	146	79,03	7.736	13.267	71,51
ISRAEL	100	-	-100,00	80	-	-100,00
JORDAN	-	1	-	-	7	-
PALESTINA	33	-	-100,00	303	-	-100,00
OMAN	12	126	926,00	103	1.530	1.383,14
TURKEY	3	21	587,34	0	3.124	918.577,94
UNITED ARAB EMIRATES	879	1.019	15,98	44.001	11.065	-74,85
QATAR	58	383	555,03	87	1.149	1.227,44
CYPRUS	-	2	-	-	13	-
EGYPT	-	19	-	-	10.084	-
ALGERIA	243	0	-100,00	3.555	898	-74,74
SUDAN	897	0	-100,00	891	2.242	151,51
ETHIOPIA	1.590	0	-100,00	48.683	152	-99,69
TANZANIA, UNITED REP. OF	33	-	-100,00	35	-	-100,00
REUNION	293	6	-97,95	449	11	-97,50
BOTSWANA	-	355	-	-	55	-
TOGO	1.697	409	-75,91	4.686	1.350	-71,20
GHANA	1.723	2.580	49,76	3.754	6.000	59,83
ANGOLA	-	0	-	-	775	-
CAMEROON	3	-	-100,00	50	-	-100,00
NIGERIA	45.649	0	-100,00	18.609	21.795	17,12
SENEGAL	1.832	49	-97,35	79.388	136	-99,83
MALI	13	-	-100,00	103	-	-100,00
BENIN	567	862	52,14	1.562	2.868	83,59
DJIBOUTI	7.599	-	-100,00	187.354	-	-100,00
SOUTH AFRICA	390	557	42,73	1.160	8.174	604,88
ZIMBABWE	-	2.078	-	-	117.600	-
MAURITIUS	4	-	-100,00	2	-	-100,00

https://www.bps.go.id

TABEL 6. PERKEMBANGAN EKSPOR INDONESIA MENURUT KOMODITI DAN NEGARA TUJUAN
JANUARI - JUNI 2021 DAN 2022

KOMODITI / NEGARA TUJUAN	BERAT BERSIH (KG)		PERUB	NILAI FOB (US $)		PERUB
	JAN-JUN 2021	JAN-JUN 2022	%	JAN-JUN 2021	JAN-JUN 2022	%
(1)	(2)	(3)	(4)	(5)	(6)	(7)
AUSTRALIA	20.357	17.181	-15,60	98.848	145.481	47,18
NEW ZEALAND	433	1.148	164,90	1.980	7.529	280,26
WALLIS AND FUTUNA ISLANDS	120	35	-70,83	1.440	690	-52,12
FIJI	1.703	-	-100,00	16.641	-	-100,00
KIRIBATI	1.610	-	-100,00	19.520	-	-100,00
EAST TIMOR	16.675	29.288	75,64	37.551	58.936	56,95
UNITED STATES	727.839	493.135	-32,25	2.962.646	1.880.707	-36,52
CANADA	14.950	5.619	-62,42	39.508	19.883	-49,67
MEXICO	-	62	-	-	131	-
HONDURAS	-	0	-	-	1	-
ARGENTINA	14.749	7.800	-47,12	457.925	240.500	-47,48
BRAZIL	-	2	-	-	30	-
COLOMBIA	-	551	-	-	15.686	-
ECUADOR	-	235	-	-	22.330	-
PERU	30	-	-100,00	278	-	-100,00
DOMINICAN REPUBLIC	600	658	9,67	9.420	11.025	17,04
COSTA RICA	111	-	-100,00	47	-	-100,00
FRENCH POLYNESIA	277	-	-100,00	1.369	-	-100,00
TURKS AND CAICOS ISLANDS	1	-	-100,00	20	-	-100,00
UNITED KINGDOM	5.797	17.856	207,99	32.900	97.050	194,98
NETHERLANDS	52.670	22.388	-57,49	251.169	145.727	-41,98
FRANCE	1.248	354	-71,64	24.294	3.752	-84,56
GERMANY, FED. REP. OF	9.830	7.474	-23,97	65.313	52.400	-19,77
AUSTRIA	-	1	-	-	220	-
BELGIUM	472	1.248	164,26	4.608	7.881	71,03
SWITZERLAND	-	153	-	-	405	-
DENMARK	598	124	-79,25	3.759	1.330	-64,62
IRELAND	-	145	-	-	9.174	-
ITALY	3.523	1.038	-70,54	52.108	37.510	-28,02
SPAIN	2.123	690	-67,49	11.690	11.103	-5,03
PORTUGAL	31	-	-100,00	598	-	-100,00
GREECE	612	10	-98,45	2.894	76	-97,37
HUNGARY	170	30	-82,47	754	5.940	687,86
BULGARIA	-	6.252	-	-	23.487	-
ARMENIA	-	17.993	-	-	671.758	-
UKRAINE	-	5	-	-	30	-
CROATIA	3.108	-	-100,00	6.650	-	-100,00
MALTA	-	3	-	-	6	-
SLOVAKIA	15	-	-100,00	6.505	-	-100,00
SLOVENIA	-	2	-	-	75	-
CZECH REPUBLIC	8.011	-	-100,00	21.989	-	-100,00
RUSSIA FEDERATION	45	240	439,33	116	61	-47,64
SERBIA	7.583	-	-100,00	15.895	-	-100,00
BARANG HASIL PENCETAKAN KHUSUS	**1.731.961**	**451.610**	**-73,92**	**14.925.216**	**3.054.464**	**-79,53**
HONG KONG	2	-	-100,00	19	-	-100,00
KOREA, REPUBLIC OF	562.984	39.465	-92,99	3.206.196	184.349	-94,25
TAIWAN	15.999	23.060	44,13	39.064	49.934	27,83
CHINA	1.583	395	-75,03	18.303	82.545	350,98
PAPUA NEW GUINEA	2.952	-	-100,00	54.448	-	-100,00
THAILAND	30.467	55.524	82,25	64.482	203.741	215,96
SINGAPORE	545.622	136.775	-74,93	3.396.845	1.142.234	-66,37
PHILIPPINES	-	8	-	-	243	-
MALAYSIA	-	47	-	-	2.833	-
NEPAL	-	2.717	-	-	84.320	-
VIET NAM	-	2	-	-	8	-
INDIA	105.719	-	-100,00	310.350	-	-100,00
BANGLADESH	319.819	192.807	-39,71	2.055.965	1.285.370	-37,48
TURKEY	17	-	-100,00	593	-	-100,00
UNITED ARAB EMIRATES	-	81	-	-	5.000	-
SOMALIA	55	55	0,00	2.493	2.494	0,04
GHANA	-	2	-	-	41	-
NIGERIA	-	8	-	-	105	-
AUSTRALIA	-	126	-	-	250	-
UNITED STATES	334	316	-5,22	1.840	10.356	462,80
BRAZIL	1	-	-100,00	29	-	-100,00
PERU	146.000	-	-100,00	5.741.616	-	-100,00
FRANCE	395	-	-100,00	32.850	-	-100,00
GERMANY, FED. REP. OF	8	1	-86,88	100	124	24,42
SWITZERLAND	4	-	-100,00	22	-	-100,00
ITALY	-	1	-	-	17	-
CROATIA	-	220	-	-	500	-
MEDIA REKAMAN FILM DAN VIDEO	**1**	**0**	**-2,00**	**1**	**32**	**2.965,13**
CHINA	1	-	-100,00	1	-	-100,00
MALAYSIA	-	0	-	-	32	-
PRODUK DARI BATU BARA	**133.291.308**	**143.173.295**	**7,41**	**27.386.538**	**49.319.280**	**80,09**
JAPAN	200	19.030.000	9.514.900,00	80	5.709.000	7.136.150,00
KOREA, REPUBLIC OF	678.450	7.358.212	984,56	161.929	4.782.133	2.853,24
CHINA	32.417.911	36.311.930	12,01	4.597.566	14.385.181	212,89
SINGAPORE	5.979.670	5.611.758	-6,15	1.985.848	3.153.415	58,79
MALAYSIA	160.060	7.653.969	4.681,94	52.820	2.432.354	4.505,00

https://www.bps.go.id

TABEL 6. PERKEMBANGAN EKSPOR INDONESIA MENURUT KOMODITI DAN NEGARA TUJUAN
JANUARI - JUNI 2021 DAN 2022

KOMODITI / NEGARA TUJUAN	BERAT BERSIH (KG)		PERUB	NILAI FOB (US $)		PERUB
	JAN-JUN 2021	JAN-JUN 2022	%	JAN-JUN 2021	JAN-JUN 2022	%
(1)	(2)	(3)	(4)	(5)	(6)	(7)
VIET NAM	31.214.604	-	-100,00	6.058.750	-	-100,00
INDIA	62.840.413	67.207.426	6,95	14.529.545	18.857.198	29,79
PEMBUATAN MINYAK PELUMAS	**2.463**	**3.799**	**54,25**	**8.178**	**55.280**	**575,95**
CHINA	86	47	-44,69	165	94	-43,17
THAILAND	10	2	-76,70	17	23	32,55
SINGAPORE	1.854	1.930	4,10	4.263	3.872	-9,16
PHILIPPINES	-	21	-	-	1.502	-
MALAYSIA	220	-	-100,00	1.100	-	-100,00
MALDIVES	56	58	3,23	207	220	6,10
SRI LANKA	150	-	-100,00	2.025	-	-100,00
SEYCHELLES	-	1.552	-	-	49.464	-
AUSTRALIA	13	-	-100,00	153	-	-100,00
EAST TIMOR	29	189	563,16	54	105	94,09
UNITED STATES	32	-	-100,00	159	-	-100,00
FRANCE	7	-	-100,00	7	-	-100,00
GERMANY, FED. REP. OF	7	-	-100,00	28	-	-100,00
KIMIA DASAR ORGANIK YANG BERSUMBER DARI HASIL PERTANIAN	**2.780.700.672**	**2.778.062.175**	**-0,09**	**3.051.797.170**	**4.539.592.092**	**48,75**
JAPAN	69.199.230	87.435.452	26,35	92.820.169	155.925.074	67,99
HONG KONG	29.745	18.360	-38,27	67.293	33.335	-50,46
KOREA, REPUBLIC OF	177.321.671	150.669.141	-15,03	156.216.347	200.143.242	28,12
TAIWAN	33.425.235	26.918.994	-19,47	41.996.583	51.143.520	21,78
CHINA	581.811.954	626.648.323	7,71	677.592.791	1.041.786.337	53,75
THAILAND	42.180.775	30.463.741	-27,78	59.625.993	63.341.063	6,23
SINGAPORE	66.606.773	92.514.859	38,90	87.250.760	168.000.577	92,55
PHILIPPINES	68.252.936	63.977.867	-6,26	87.352.471	110.301.468	26,27
MALAYSIA	275.435.967	262.368.662	-4,74	311.141.160	469.682.363	50,95
MYANMAR	351.200	936.500	166,66	409.176	1.458.418	256,43
CAMBODIA	279.000	74.000	-73,48	385.292	112.604	-70,77
BRUNEI DARUSSALAM	36.000	5.463	-84,83	37.174	15.055	-59,50
NEPAL	17.000	174.000	923,53	22.792	332.456	1.358,64
VIET NAM	21.250.689	20.238.662	-4,76	21.822.234	29.887.056	36,96
MALDIVES	1.020	-	-100,00	1.592	-	-100,00
INDIA	247.822.796	259.541.896	4,73	288.654.985	422.690.363	46,43
PAKISTAN	9.569.600	7.809.129	-18,40	11.378.473	13.201.888	16,03
BANGLADESH	5.077.300	6.334.020	24,75	6.053.525	10.327.826	70,61
SRI LANKA	6.284.280	5.360.544	-14,70	7.740.711	9.176.926	18,55
IRAN (ISLAMIC REPUBLIC OF)	5.049.600	10.065.000	99,32	5.427.167	14.155.421	160,83
SAUDI ARABIA	3.320.060	1.512.720	-54,44	3.326.248	2.620.298	-21,22
ISRAEL	3.088.890	3.584.220	16,04	2.844.410	5.729.915	101,44
KUWAIT	72.000	76.000	5,56	93.068	131.661	41,47
JORDAN	1.119.000	1.081.600	-3,34	1.389.936	1.736.423	24,93
LEBANON	130.000	40.000	-69,23	156.291	76.400	-51,12
OMAN	266.000	413.000	55,26	316.991	665.834	110,05
TURKEY	18.965.550	14.625.570	-22,88	20.824.105	23.036.683	10,63
UNITED ARAB EMIRATES	6.892.095	9.497.802	37,81	10.709.941	20.482.447	91,25
QATAR	53.600	79.200	47,76	62.543	136.491	118,24
CYPRUS	-	12.000	-	-	43.344	-
EGYPT	3.061.662	4.235.540	38,34	2.886.667	7.415.893	156,90
LIBYAN ARAB JAMAHIRIYA	28.123	10.296	-63,39	32.505	68.536	110,85
MOROCCO	683.500	484.500	-29,11	947.029	1.022.205	7,94
TUNISIA	474.000	307.000	-35,23	509.003	397.040	-22,00
ALGERIA	440.750	176.720	-59,90	417.598	253.289	-39,35
SUDAN	17.000	-	-100,00	18.870	-	-100,00
ETHIOPIA	1.048.000	-	-100,00	843.120	-	-100,00
TANZANIA, UNITED REP. OF	7.575.730	2.268.500	-70,06	6.652.262	3.033.856	-54,39
MADAGASCAR	668.550	42.000	-93,72	595.148	55.230	-90,72
KENYA	11.778.583	7.255.910	-38,40	10.557.135	9.255.395	-12,33
MOZAMBIQUE	2.885.870	4.226.444	46,45	2.515.360	5.752.483	128,69
TOGO	51.000	301.000	490,20	59.871	456.205	661,97
GHANA	4.803.875	6.886.500	43,35	4.026.040	8.843.040	119,65
GUINEA	849.150	377.400	-55,56	730.269	515.151	-29,46
ANGOLA	2.329.125	476.750	-79,53	1.932.380	590.573	-69,44
CONGO	68.000	-	-100,00	72.162	-	-100,00
CAMEROON	93.000	86.000	-7,53	109.502	136.202	24,38
NIGERIA	8.162.100	2.967.625	-63,64	7.147.226	4.314.476	-39,63
COTE D'IVOIRE	1.487.000	730.000	-50,91	1.521.980	1.226.312	-19,43
SENEGAL	733.800	221.000	-69,88	671.693	379.695	-43,47
MAURITANIA	-	215.000	-	-	290.250	-
UGANDA	36.000	-	-100,00	63.102	-	-100,00
CENTRAL AFRICAN REPUBLIC	-	21.600	-	-	33.696	-
DJIBOUTI	2.402.050	2.215.960	-7,75	2.095.459	2.539.385	21,19
SOUTH AFRICA	7.597.973	11.605.550	52,75	6.653.310	15.504.101	133,03
MALAWI	828.400	17.000	-97,95	729.822	33.830	-95,36
MAURITIUS	262.000	601.000	129,39	208.238	702.435	237,32
DEMOCRATIC REP. OF THE CONGO	472.000	747.000	58,26	567.266	1.414.039	149,27
AUSTRALIA	3.361.824	3.101.567	-7,74	4.519.047	7.189.178	59,09
NEW ZEALAND	377.985	254.050	-32,79	600.662	465.695	-22,47
SOLOMON ISLANDS	12.800	51.200	300,00	18.000	72.000	300,00
EAST TIMOR	4.096	3.062	-25,26	10.887	17.882	64,25
UNITED STATES	147.310.445	182.051.871	23,58	198.982.163	323.517.512	62,59

https://www.bps.go.id

TABEL 6. PERKEMBANGAN EKSPOR INDONESIA MENURUT KOMODITI DAN NEGARA TUJUAN
JANUARI - JUNI 2021 DAN 2022

KOMODITI / NEGARA TUJUAN	BERAT BERSIH (KG)		PERUB	NILAI FOB (US $)		PERUB
	JAN-JUN 2021	JAN-JUN 2022	%	JAN-JUN 2021	JAN-JUN 2022	%
(1)	(2)	(3)	(4)	(5)	(6)	(7)
CANADA	1.879.392	1.245.158	-33,75	2.102.350	2.538.201	20,73
MEXICO	9.182.622	8.553.251	-6,85	11.633.321	15.700.967	34,97
GUATEMALA	277.150	78.000	-71,86	297.948	139.100	-53,31
CHILE	221.160	122.000	-44,84	264.839	233.544	-11,82
VENEZUELA	43.000	45.200	5,12	41.635	66.620	60,01
ARGENTINA	788.050	410.480	-47,91	1.051.162	1.061.854	1,02
BRAZIL	10.037.255	7.798.542	-22,30	13.038.063	18.737.240	43,71
COLOMBIA	3.085.320	1.274.360	-58,70	3.844.429	2.616.847	-31,93
ECUADOR	155.200	33.640	-78,32	174.850	85.811	-50,92
PERU	832.700	472.760	-43,23	965.114	860.126	-10,88
DOMINICAN REPUBLIC	25.200	48.300	91,67	29.007	83.960	189,45
EL SALVADOR	-	26.000	-	-	36.270	-
COSTA RICA	368.000	122.000	-66,85	427.814	194.775	-54,47
HAITI	17.000	-	-100,00	27.030	-	-100,00
UNITED KINGDOM	14.789.792	3.785.952	-74,40	13.875.566	5.987.087	-56,85
NETHERLANDS	549.478.245	573.250.743	4,33	534.682.023	906.684.480	69,57
FRANCE	12.901.895	6.633.915	-48,58	13.814.115	17.004.526	23,10
GERMANY, FED. REP. OF	26.001.109	24.533.280	-5,65	37.309.144	64.828.797	73,76
AUSTRIA	92.850	-	-100,00	110.974	-	-100,00
BELGIUM	5.695.610	9.716.022	70,59	8.632.980	19.738.908	128,65
SWITZERLAND	1.401	1.237	-11,73	51.228	17.532	-65,78
DENMARK	3.378.085	518.800	-84,64	2.973.229	643.846	-78,35
NORWAY	-	198.000	-	-	278.092	-
SWEDEN	1.254.020	465.550	-62,88	2.693.014	2.908.289	7,99
FINLAND	809.200	728.200	-10,01	964.453	1.118.455	15,97
IRELAND	28.800	51.000	77,08	103.361	77.588	-24,94
ITALY	149.353.100	103.689.519	-30,57	124.506.495	107.776.432	-13,44
SPAIN	111.500.069	99.835.863	-10,46	100.183.586	126.805.101	26,57
PORTUGAL	1.778.730	4.478.640	151,79	1.481.598	6.303.183	325,43
GREECE	2.011.330	688.600	-65,76	1.907.719	1.108.169	-41,91
HUNGARY	24.200	24.000	-0,83	35.325	78.640	122,62
POLAND	6.472.930	3.487.150	-46,13	5.556.539	5.613.472	1,02
ROMANIA	273.000	243.400	-10,84	304.502	338.999	11,33
BULGARIA	789.800	897.706	13,66	970.993	1.524.616	57,02
UKRAINE	1.508.600	247.200	-83,61	1.776.340	351.894	-80,19
UZBEKISTAN	77.000	51.000	-33,77	93.175	69.615	-25,29
LITHUANIA	432.700	375.600	-13,20	418.575	554.848	32,56
LATVIA	80.000	43.200	-46,00	84.272	72.713	-13,72
ESTONIA	109.000	96.000	-11,93	125.590	308.860	145,93
GEORGIA	-	55.400	-	-	90.362	-
CROATIA	1.093.500	391.000	-64,24	1.265.281	622.557	-50,80
SLOVENIA	908.760	1.587.200	74,66	964.157	2.498.181	159,11
CZECH REPUBLIC	134.400	389.880	190,09	175.022	638.707	264,93
RUSSIA FEDERATION	8.976.940	6.936.660	-22,73	10.397.836	11.290.200	8,58
MONTENEGRO	19.200	17.000	-11,46	28.513	32.555	14,17
SABUN DAN BAHAN PEMBERSIH KEPERLUAN RUMAH	**979.369.142**	**909.013.153**	**-7,18**	**894.286.194**	**1.147.441.773**	**28,31**
JAPAN	9.315.517	10.381.165	11,44	19.466.524	19.179.374	-1,48
HONG KONG	1.460.366	1.585.567	8,57	7.504.527	5.059.822	-32,58
KOREA, REPUBLIC OF	11.273.061	10.981.552	-2,59	11.756.616	18.170.117	54,55
TAIWAN	7.099.605	5.066.998	-28,63	11.691.824	11.009.814	-5,83
CHINA	312.727.392	313.745.426	0,33	142.237.106	294.024.691	106,71
MONGOLIA	935.253	913.605	-2,31	1.236.810	1.312.267	6,10
MACAU	-	66	-	-	428	-
PAPUA NEW GUINEA	9.009.567	9.449.111	4,88	8.351.233	11.565.120	38,48
THAILAND	26.565.664	28.410.058	6,94	46.708.970	55.822.304	19,51
SINGAPORE	14.824.896	17.429.479	17,57	100.020.611	97.906.800	-2,11
PHILIPPINES	64.592.717	65.735.781	1,77	55.879.689	68.336.013	22,29
MALAYSIA	113.359.090	110.820.873	-2,24	91.514.014	122.887.197	34,28
MYANMAR	5.056.913	3.686.397	-27,10	7.500.236	6.044.977	-19,40
CAMBODIA	679.088	804.385	18,45	2.755.400	3.870.433	40,47
BRUNEI DARUSSALAM	2.015.415	2.156.629	7,01	2.902.461	2.496.874	-13,97
LAO PEOPLE'S DEM. REP.	71.762	8.427	-88,26	271.362	49.850	-81,63
NEPAL	183.893	92.305	-49,81	549.062	248.721	-54,70
BHUTAN	15.640	-	-100,00	22.535	-	-100,00
VIET NAM	5.555.578	7.727.633	39,10	8.886.069	12.849.474	44,60
MALDIVES	1.650.731	1.561.416	-5,41	2.455.600	2.540.798	3,47
INDIA	70.101.749	63.030.028	-10,09	59.188.422	82.938.834	40,13
PAKISTAN	6.116.097	2.564.669	-58,07	5.829.714	3.996.702	-31,44
BANGLADESH	4.525.959	6.892.570	52,29	5.815.642	9.880.425	69,89
SRI LANKA	1.748.332	1.263.082	-27,76	1.736.313	1.728.901	-0,43
AFGHANISTAN	1.495.999	990.223	-33,81	2.219.209	1.774.438	-20,04
IRAQ	2.571.706	2.580.930	0,36	3.150.659	3.649.576	15,84
IRAN (ISLAMIC REPUBLIC OF)	839.379	2.102.830	150,52	1.021.626	2.705.657	164,84
SAUDI ARABIA	4.784.624	6.455.063	34,91	8.717.687	13.621.373	56,25
ISRAEL	138.305	201.918	46,00	223.669	469.592	109,95
KUWAIT	43.794	102.321	133,64	278.509	377.525	35,55
JORDAN	2.076.691	2.664.266	28,29	1.800.505	3.515.956	95,28
LEBANON	265.203	80.000	-69,83	291.015	72.200	-75,19
YEMEN	5.831.863	4.670.739	-19,91	8.680.374	6.766.424	-22,05
OMAN	240.602	593.924	146,85	596.651	1.844.657	209,17
SYRIA ARAB REPUBLIC	580.000	21.000	-96,38	446.480	22.260	-95,01

https://www.bps.go.id

TABEL 6. PERKEMBANGAN EKSPOR INDONESIA MENURUT KOMODITI DAN NEGARA TUJUAN
JANUARI - JUNI 2021 DAN 2022

KOMODITI / NEGARA TUJUAN	BERAT BERSIH (KG)		PERUB	NILAI FOB (US $)		PERUB
	JAN-JUN 2021	JAN-JUN 2022	%	JAN-JUN 2021	JAN-JUN 2022	%
(1)	(2)	(3)	(4)	(5)	(6)	(7)
TURKEY	6.204.193	2.856.210	-53,96	4.731.017	3.412.636	-27,87
UNITED ARAB EMIRATES	23.905.550	13.722.782	-42,60	31.683.853	26.537.825	-16,24
QATAR	1.104.240	1.066.007	-3,46	3.928.388	2.393.457	-39,07
BAHRAIN	22.399	42.895	91,51	50.738	104.530	106,02
CYPRUS	-	48	-	-	69	-
EGYPT	1.984.603	205.111	-89,66	1.585.013	178.503	-88,74
LIBYAN ARAB JAMAHIRIYA	1.003.449	813.633	-18,92	1.260.481	1.188.285	-5,73
MOROCCO	99.436	6.539	-93,42	175.050	104.571	-40,26
TUNISIA	100.000	60.000	-40,00	90.900	67.900	-25,30
ALGERIA	2.289.500	1.320.000	-42,35	1.872.804	1.496.965	-20,07
SUDAN	973.618	537.686	-44,77	1.220.581	878.000	-28,07
ETHIOPIA	2.314.642	3.640.000	57,26	1.871.859	4.399.474	135,03
TANZANIA, UNITED REP. OF	1.629.612	3.180.432	95,16	1.627.295	3.822.739	134,91
MADAGASCAR	9.239.559	6.938.213	-24,91	6.818.604	5.900.581	-13,46
SOMALIA	3.956.962	2.732.731	-30,94	2.997.365	3.113.213	3,87
KENYA	1.329.616	1.926.976	44,93	2.054.875	3.333.380	62,22
REUNION	350	566	61,71	720	1.354	88,04
MOZAMBIQUE	12.923.947	9.735.897	-24,67	8.726.265	9.037.962	3,57
EQUATORIAL GUINEA	687.795	541.640	-21,25	536.472	568.780	6,02
TOGO	1.679.232	1.076.587	-35,89	1.949.350	1.680.147	-13,81
GHANA	10.293.162	14.168.209	37,65	11.309.594	19.591.928	73,23
LIBERIA	2.023.699	2.192.307	8,33	2.111.449	2.810.864	33,12
GUINEA	2.843.269	1.426.331	-49,83	1.570.255	1.001.756	-36,20
ANGOLA	29.252.053	26.682.281	-8,78	17.624.224	23.838.403	35,26
CONGO	2.705.858	1.563.322	-42,22	2.071.504	1.542.151	-25,55
CAMEROON	1.100.046	175.555	-84,04	1.456.455	348.688	-76,06
NIGERIA	10.175.200	6.284.871	-38,23	8.981.904	8.164.871	-9,10
SIERRA LEONE	568.426	466.911	-17,86	609.324	689.580	13,17
GABON	897.993	590.787	-34,21	1.022.902	724.155	-29,21
COTE D'IVOIRE	2.372.953	1.936.855	-18,38	2.223.354	2.438.991	9,70
SENEGAL	3.950.828	3.614.549	-8,51	2.704.665	3.202.468	18,41
MAURITANIA	15.769.976	13.409.048	-14,97	10.019.308	11.280.141	12,58
MALI	2.626.695	254.754	-90,30	2.301.587	425.563	-81,51
BENIN	488.999	587.922	20,23	586.967	1.005.965	71,38
BURKINA FASO	208.969	89.228	-57,30	295.996	135.398	-54,26
GUINEA BISSAU	349.500	-	-100,00	251.610	-	-100,00
GAMBIA	3.865.957	2.851.611	-26,24	2.690.136	3.071.796	14,19
SEYCHELLES	26.338	666	-97,47	62.844	4.436	-92,94
UGANDA	97.664	704.257	621,10	304.790	133.178	-56,31
CENTRAL AFRICAN REPUBLIC	483.000	667	-99,86	323.610	9.459	-97,08
DJIBOUTI	21.089.163	11.082.242	-47,45	16.886.831	13.102.625	-22,41
SAO TOME AND PRINCIPE	149.748	59.625	-60,18	115.931	91.239	-21,30
SOUTH AFRICA	5.323.108	4.710.696	-11,50	4.176.628	6.231.827	49,21
ZAMBIA	-	104.624	-	-	126.520	-
MALAWI	3.306.500	2.270.280	-31,34	1.953.284	2.284.035	16,93
COMOROS	370.361	427.319	15,38	297.646	444.585	49,37
MAURITIUS	1.436.967	1.907.025	32,71	1.074.390	2.070.623	92,73
RWANDA	22.162	43.420	95,93	31.590	62.190	96,87
MAYOTTE	407.078	79.003	-80,59	356.965	84.278	-76,39
DEMOCRATIC REP. OF THE CONGO	402.857	570.194	41,54	429.612	722.665	68,21
AUSTRALIA	14.745.569	12.788.850	-13,27	16.379.837	16.841.921	2,82
NEW ZEALAND	2.355.482	2.189.627	-7,04	3.011.801	2.662.965	-11,58
MICRONESIA, FED. STATES OF	138.375	161.083	16,41	155.720	168.086	7,94
GUAM	160	-	-100,00	493	-	-100,00
NAURU	29.684	29.587	-0,33	66.128	68.678	3,86
NEW CALEDONIA	17.125	40.582	136,98	20.082	44.812	123,14
NORTHERN MARIANA ISLANDS	33.533	16.838	-49,79	76.548	49.090	-35,87
VANUATU	337.865	145.489	-56,94	468.041	210.936	-54,93
AMERICAN SAMOA	8.525	9.487	11,28	7.603	8.302	9,19
COOK ISLANDS	1.404	-	-100,00	5.883	-	-100,00
FIJI	2.012.912	1.428.750	-29,02	2.119.518	1.654.416	-21,94
KIRIBATI	457.413	278.042	-39,21	747.958	554.924	-25,81
MARSHALL ISLANDS	138.315	90.366	-34,67	164.062	100.267	-38,88
SAMOA	592.168	409.412	-30,86	734.067	615.554	-16,14
SOLOMON ISLANDS	434.952	304.085	-30,09	597.851	530.164	-11,32
TONGA	264.315	293.744	11,13	331.829	400.405	20,67
TUVALU	24.747	6.167	-75,08	32.064	13.824	-56,88
EAST TIMOR	5.018.258	4.567.777	-8,98	7.284.059	7.542.437	3,55
UNITED STATES	4.422.786	3.867.885	-12,55	9.738.546	11.106.287	14,04
CANADA	2.492.029	1.199.553	-51,86	1.798.091	1.655.000	-7,96
MEXICO	1.351	4.783	253,90	14.055	50.652	260,39
GUATEMALA	-	200	-	-	60	-
PANAMA	235.978	56.989	-75,85	305.593	104.355	-65,85
CUBA	11.019.000	1.140.000	-89,65	8.831.597	1.041.454	-88,21
SURINAME	198.876	50.697	-74,51	277.523	100.530	-63,78
CHILE	510.597	1.485.119	190,86	604.760	1.861.773	207,85
VENEZUELA	5.717.120	1.839.415	-67,83	7.578.567	2.750.018	-63,71
ARGENTINA	-	5.160	-	-	13.036	-
COLOMBIA	253.649	432.005	70,32	426.038	988.195	131,95
BOLIVIA	2.842.960	1.403.515	-50,63	3.127.517	1.433.342	-54,17
PARAGUAY	-	21.880	-	-	36.766	-
ECUADOR	17.145	8.000	-53,34	25.642	14.632	-42,94
PERU	337.488	179.258	-46,88	484.196	205.740	-57,51

https://www.bps.go.id

TABEL 6. PERKEMBANGAN EKSPOR INDONESIA MENURUT KOMODITI DAN NEGARA TUJUAN
JANUARI - JUNI 2021 DAN 2022

KOMODITI / NEGARA TUJUAN	BERAT BERSIH (KG)		PERUB	NILAI FOB (US $)		PERUB
	JAN-JUN 2021	JAN-JUN 2022	%	JAN-JUN 2021	JAN-JUN 2022	%
(1)	(2)	(3)	(4)	(5)	(6)	(7)
GUYANA	94.479	23.155	-75,49	120.836	50.203	-58,45
TRINIDAD AND TOBAGO	266.964	502.275	88,14	380.652	717.665	88,54
BAHAMAS	25.364	31.392	23,77	46.869	71.362	52,26
JAMAICA	337.656	925.506	174,10	270.105	1.123.025	315,77
DOMINICAN REPUBLIC	46.915	-	-100,00	66.499	-	-100,00
EL SALVADOR	20.000	40.000	100,00	17.580	52.900	200,91
COSTA RICA	71.173	13.878	-80,50	77.777	22.359	-71,25
HAITI	915.437	725.237	-20,78	1.148.069	1.191.639	3,80
BARBADOS	40.538	24.601	-39,31	50.779	25.615	-49,56
BERMUDA	-	2	-	-	183	-
CAPE VERDE	252.628	138.920	-45,01	219.111	131.185	-40,13
CAYMAN ISLANDS	-	160	-	-	858	-
DOMINICA	-	58.730	-	-	96.738	-
FRENCH GUIANA	67.632	88.608	31,01	57.084	100.617	76,26
FRENCH POLYNESIA	258.362	372.847	44,31	299.645	455.927	52,16
GRENADA	-	25.663	-	-	32.237	-
MARTINIQUE	21.988	22.577	2,68	17.873	24.450	36,80
NETHERLANDS ANTILLES	54.492	600	-98,90	165.949	5.409	-96,74
TURKS AND CAICOS ISLANDS	5	-	-100,00	56	-	-100,00
GUADELOUPE	45.098	44.297	-1,78	42.987	54.695	27,24
UNITED KINGDOM	684.703	728.503	6,40	1.005.246	1.551.662	54,36
NETHERLANDS	11.996.179	20.154.983	68,01	6.258.041	20.574.363	228,77
FRANCE	869.590	932.721	7,26	969.107	1.327.393	36,97
GERMANY, FED. REP. OF	1.517.394	2.184.095	43,94	2.045.410	3.661.845	79,03
BELGIUM	3.703.180	1.465.555	-60,42	3.890.299	1.925.655	-50,50
SWITZERLAND	3.149	95	-96,98	233.778	965	-99,59
LUXEMBOURG	522	505	-3,28	41.200	31.707	-23,04
DENMARK	5	2.990	59.700,00	106	31.908	29.942,41
NORWAY	664	9	-98,61	3.707	500	-86,51
SWEDEN	16	50	212,50	38	127	230,60
FINLAND	1	-	-100,00	12	-	-100,00
IRELAND	1.100	1.104	0,33	7.750	7.885	1,74
ITALY	1.396.327	415.040	-70,28	1.129.641	611.078	-45,91
SPAIN	589.936	543.507	-7,87	634.436	787.590	24,14
PORTUGAL	1.311.807	1.626.081	23,96	1.379.933	2.190.651	58,75
GREECE	199.228	40.018	-79,91	211.459	55.823	-73,60
HUNGARY	0	-	-100,00	33	-	-100,00
POLAND	10.989.843	4.983.774	-54,65	11.718.780	8.253.227	-29,57
ROMANIA	91.463	231.716	153,35	142.999	440.318	207,92
BULGARIA	928.508	471.305	-49,24	835.733	651.245	-22,08
ALBANIA	-	80	-	-	4.000	-
AZERBAIJAN	377.592	505.762	33,94	534.110	977.568	83,03
KAZAKHSTAN	301.943	834.049	176,23	383.646	1.582.819	312,57
KYRGYZSTAN	165	11	-93,33	36.580	2.612	-92,86
TAJIKISTAN	40.000	777.704	1.844,26	32.680	1.429.280	4.273,56
TURKMENISTAN	152.700	759.281	397,24	266.002	1.245.683	368,30
UKRAINE	127.853	1.636	-98,72	293.583	85.115	-71,01
UZBEKISTAN	2.298.076	161.709	-92,96	1.930.156	210.528	-89,09
LITHUANIA	40.897	2.374	-94,19	66.375	118.356	78,31
LATVIA	35.600	17.800	-50,00	48.138	39.658	-17,62
ESTONIA	1.279.503	768.673	-39,92	1.560.846	1.364.592	-12,57
GEORGIA	220.525	127.177	-42,33	272.978	226.940	-16,87
CROATIA	280.001	125	-99,96	246.681	1.153	-99,53
MALTA	16.076	24.874	54,73	81.410	54.796	-32,69
SLOVAKIA	40.000	-	-100,00	29.640	-	-100,00
CZECH REPUBLIC	120.199	14.311	-88,09	90.201	22.042	-75,56
RUSSIA FEDERATION	766.204	312.696	-59,19	773.812	383.114	-50,49
SERBIA	-	1.100	-	-	3.550	-
DAMAR BUATAN (RESIN SINTETIS) DAN BAHAN BAKU	**599.305.651**	**564.650.711**	**-5,78**	**644.780.593**	**696.878.607**	**8,08**
JAPAN	34.274.951	34.411.353	0,40	38.893.141	51.147.935	31,51
HONG KONG	2.115.524	1.167.026	-44,84	4.405.274	2.503.203	-43,18
KOREA, REPUBLIC OF	1.386.035	2.319.317	67,33	1.942.074	3.622.322	86,52
TAIWAN	8.929.069	5.497.076	-38,44	8.935.870	6.704.203	-24,97
CHINA	203.767.633	138.053.723	-32,25	181.361.131	119.121.290	-34,32
PAPUA NEW GUINEA	52.500	-	-100,00	70.750	-	-100,00
THAILAND	19.181.322	20.521.987	6,99	26.065.246	33.316.161	27,82
SINGAPORE	17.794.344	24.117.396	35,53	23.897.505	29.600.250	23,86
PHILIPPINES	17.776.016	12.182.084	-31,47	27.059.807	22.677.603	-16,19
MALAYSIA	57.057.733	81.245.122	42,39	68.484.045	106.913.251	56,11
MYANMAR	1.328.797	1.634.430	23,00	1.430.333	2.204.965	54,16
CAMBODIA	76.243	153.400	101,20	81.190	89.950	10,79
BRUNEI DARUSSALAM	3.452	6.500	88,30	5.447	5.709	4,79
NEPAL	16.000	-	-100,00	17.549	-	-100,00
VIET NAM	49.573.052	66.143.451	33,43	67.734.025	95.219.713	40,58
MALDIVES	94	10	-89,31	2.123	355	-83,28
INDIA	30.870.333	41.191.727	33,43	39.677.579	56.600.223	42,65
PAKISTAN	4.685.030	9.112.764	94,51	6.964.749	12.331.365	77,05
BANGLADESH	17.033.945	18.637.001	9,41	16.910.615	22.314.529	31,96
SRI LANKA	847.992	136.352	-83,92	816.291	266.540	-67,35
SAUDI ARABIA	566.861	206.944	-63,49	699.386	561.742	-19,68
ISRAEL	-	184	-	-	266.800	-

https://www.bps.go.id

TABEL 6. PERKEMBANGAN EKSPOR INDONESIA MENURUT KOMODITI DAN NEGARA TUJUAN
JANUARI - JUNI 2021 DAN 2022

KOMODITI / NEGARA TUJUAN	BERAT BERSIH (KG)		PERUB	NILAI FOB (US $)		PERUB
	JAN-JUN 2021	JAN-JUN 2022	%	JAN-JUN 2021	JAN-JUN 2022	%
(1)	(2)	(3)	(4)	(5)	(6)	(7)
KUWAIT	-	935	-	-	5.720	-
JORDAN	16.000	24.210	51,31	20.677	61.410	197,00
LEBANON	271.600	112.000	-58,76	376.053	238.073	-36,69
OMAN	1.234.660	3.801.722	207,92	858.941	3.433.813	299,77
SYRIA ARAB REPUBLIC	-	15.000	-	-	18.000	-
TURKEY	3.922.280	2.279.076	-41,89	3.763.566	2.695.691	-28,37
UNITED ARAB EMIRATES	711.295	443.681	-37,62	710.274	878.637	23,70
QATAR	80.000	53.600	-33,00	105.008	105.933	0,88
BAHRAIN	78.400	86.400	10,20	46.794	70.882	51,48
EGYPT	45.687	189.525	314,83	102.140	527.762	416,71
LIBYAN ARAB JAMAHIRIYA	-	24.000	-	-	27.600	-
ALGERIA	252.050	-	-100,00	209.220	-	-100,00
ETHIOPIA	60.000	126.000	110,00	42.000	123.480	194,00
TANZANIA, UNITED REP. OF	72.660	20.150	-72,27	105.213	37.735	-64,13
MADAGASCAR	87.066	85.500	-1,80	140.648	42.750	-69,60
KENYA	7.200	2.750	-61,81	29.016	11.083	-61,81
MOZAMBIQUE	13.600	13.600	0,00	30.278	37.205	22,88
GHANA	672.000	874.000	30,06	524.708	823.160	56,88
GUINEA	49.500	-	-100,00	67.241	-	-100,00
CONGO	162.000	23.200	-85,68	116.400	70.958	-39,04
CAMEROON	174.000	-	-100,00	123.854	-	-100,00
NIGERIA	3.156.504	2.301.932	-27,07	3.537.712	3.133.099	-11,44
SIERRA LEONE	325.000	-	-100,00	439.950	-	-100,00
COTE D'IVOIRE	401.575	504.000	25,51	299.052	467.250	56,24
DJIBOUTI	16.000	10.850	-32,19	23.200	17.903	-22,83
SOUTH AFRICA	2.607.354	355.044	-86,38	3.713.072	738.724	-80,10
MAURITIUS	16.000	8.000	-50,00	19.200	15.317	-20,22
DEMOCRATIC REP. OF THE CONGO	-	34.000	-	-	55.760	-
AUSTRALIA	37.002.298	39.804.986	7,57	42.540.199	50.325.682	18,30
NEW ZEALAND	1.424.503	2.045.995	43,63	1.685.626	3.084.324	82,98
NEW CALEDONIA	138.270	-	-100,00	125.944	-	-100,00
FIJI	146	53.000	36.102,19	3.361	81.633	2.328,96
SOLOMON ISLANDS	116	190	63,62	240	407	69,44
EAST TIMOR	30.093	105.538	250,70	26.616	78.732	195,81
UNITED STATES	7.299.856	9.592.730	31,41	5.641.690	12.443.701	120,57
CANADA	31.660	71.340	125,33	43.461	286.174	558,47
MEXICO	249.023	1.073.098	330,92	309.719	1.429.816	361,65
GUATEMALA	125.000	-	-100,00	212.000	-	-100,00
HONDURAS	1	-	-100,00	1	-	-100,00
PANAMA	50.125	125.000	149,38	64.805	111.625	72,25
CHILE	12.000	4.050	-66,25	9.702	2.688	-72,30
ARGENTINA	49.500	920	-98,14	67.241	4.052	-93,97
BRAZIL	95.952	32.400	-66,23	118.823	100.825	-15,15
COLOMBIA	1.692.700	20	-100,00	2.244.095	328	-99,99
PARAGUAY	24.750	13.500	-45,45	33.509	58.050	73,24
ECUADOR	817.220	56.000	-93,15	691.500	84.960	-87,71
PERU	669.750	-	-100,00	870.517	-	-100,00
JAMAICA	841.500	-	-100,00	1.135.495	-	-100,00
EL SALVADOR	-	107.500	-	-	341.495	-
COSTA RICA	40	-	-100,00	100	-	-100,00
FRENCH POLYNESIA	60	-	-100,00	146	-	-100,00
UNITED KINGDOM	3.240.419	3.152.907	-2,70	2.874.939	3.194.951	11,13
NETHERLANDS	933.617	561.980	-39,81	816.765	982.585	20,30
FRANCE	734.985	967.610	31,65	691.121	1.204.254	74,25
GERMANY, FED. REP. OF	3.134.682	1.428.165	-54,44	3.022.127	1.841.520	-39,07
AUSTRIA	530	1.359	156,45	6.791	402	-94,09
BELGIUM	3.421.447	6.190.117	80,92	3.919.017	7.209.844	83,97
SWITZERLAND	22.043	1.066.116	4.736,53	15.093	1.090.728	7.126,63
DENMARK	1.072.425	744.205	-30,61	981.540	817.740	-16,69
SWEDEN	15.000	-	-100,00	25.200	-	-100,00
FINLAND	175	135	-22,86	875	392	-55,26
IRELAND	8.973.710	11.504.172	28,20	6.598.208	11.812.653	79,03
ITALY	35.678.961	11.821.600	-66,87	30.819.416	14.280.709	-53,66
SPAIN	3.692.644	2.054.294	-44,37	3.307.584	2.354.729	-28,81
PORTUGAL	525.289	1.978.200	276,59	363.185	2.264.967	523,64
GREECE	322.750	-	-100,00	404.317	-	-100,00
HUNGARY	102	-	-100,00	294	-	-100,00
POLAND	186	1.025.200	551.082,80	389	1.366.252	351.483,13
ROMANIA	542.100	495.408	-8,61	308.242	391.177	26,91
BULGARIA	1.543.000	-	-100,00	1.635.297	-	-100,00
KAZAKHSTAN	34	12	-64,04	464	601	29,61
UKRAINE	17.090	700	-95,90	24.734	2.800	-88,68
CROATIA	1.610.000	-	-100,00	935.653	-	-100,00
MALTA	-	300	-	-	600	-
SLOVAKIA	-	50.600	-	-	47.564	-
SLOVENIA	-	277.100	-	-	354.925	-
CZECH REPUBLIC	1.012.000	50.000	-95,06	942.108	50.500	-94,64
REP. OF MACEDONIA	27	-	-100,00	2.700	-	-100,00
RUSSIA FEDERATION	488.516	67.244	-86,24	401.403	68.173	-83,02
PUPUK	**2.139.116.058**	**1.885.026.274**	**-11,88**	**763.006.281**	**1.499.386.771**	**96,51**
JAPAN	99.010.878	144.548.954	45,99	35.643.431	122.164.384	242,74
HONG KONG	600	600	0,00	666	671	0,72

https://www.bps.go.id

TABEL 6. PERKEMBANGAN EKSPOR INDONESIA MENURUT KOMODITI DAN NEGARA TUJUAN
JANUARI - JUNI 2021 DAN 2022

KOMODITI / NEGARA TUJUAN	BERAT BERSIH (KG)		PERUB	NILAI FOB (US $)		PERUB
	JAN-JUN 2021	JAN-JUN 2022	%	JAN-JUN 2021	JAN-JUN 2022	%
(1)	(2)	(3)	(4)	(5)	(6)	(7)
KOREA, REPUBLIC OF	327.056.498	285.202.538	-12,80	135.333.628	261.150.741	92,97
TAIWAN	182.487.005	130.199.065	-28,65	65.090.121	116.986.009	79,73
CHINA	198.613.676	121.397.224	-38,88	73.013.726	99.675.887	36,52
PAPUA NEW GUINEA	8.800.410	13.761.000	56,37	4.096.755	10.475.494	155,70
THAILAND	144.002.575	86.816.855	-39,71	49.164.926	66.818.743	35,91
SINGAPORE	13.829.179	26.443.573	91,22	5.580.694	23.504.832	321,18
PHILIPPINES	158.754.024	91.922.202	-42,10	49.598.634	60.597.482	22,18
MALAYSIA	69.393.706	26.395.843	-61,96	23.251.984	17.521.147	-24,65
MYANMAR	57.869.790	24.995.874	-56,81	20.507.272	18.122.009	-11,63
CAMBODIA	-	23	-	-	28	-
BRUNEI DARUSSALAM	40.035	51.193	27,87	20.397	25.859	26,78
VIET NAM	204.935.378	89.511.014	-56,32	72.201.260	66.662.725	-7,67
MALDIVES	-	5.000	-	-	400	-
INDIA	190.603.883	314.228.629	64,86	69.480.861	230.071.839	231,13
PAKISTAN	240.000	-	-100,00	95.076	-	-100,00
SRI LANKA	32.755.931	24.653.000	-24,74	11.258.533	14.323.393	27,22
SAUDI ARABIA	240.000	120.000	-50,00	95.520	83.155	-12,94
KUWAIT	10.000	13.500	35,00	3.915	13.677	249,35
UNITED ARAB EMIRATES	44	1	-98,45	206	5	-97,56
QATAR	72.000	48.000	-33,33	28.459	27.056	-4,93
MOROCCO	192.000	41.988.598	21.769,06	75.233	41.348.521	54.860,41
TUNISIA	-	27.493.353	-	-	23.644.284	-
MADAGASCAR	-	3.500.000	-	-	2.863.770	-
TOGO	-	10.000	-	-	30.500	-
CAMEROON	62	46.404	74.745,16	270	214.160	79.218,52
NIGERIA	65	-	-100,00	213	-	-100,00
SIERRA LEONE	13.652	-	-100,00	33.182	-	-100,00
COTE D'IVOIRE	-	12.720	-	-	39.792	-
SENEGAL	108.000	-	-100,00	41.239	-	-100,00
UGANDA	-	26	-	-	200	-
SOUTH AFRICA	1.785.000	23.951.023	1.241,79	657.772	19.193.554	2.817,96
AUSTRALIA	183.773.203	239.616.661	30,39	63.170.403	167.006.699	164,37
NEW ZEALAND	6.576.300	7.668.300	16,61	1.398.303	2.015.954	44,17
SOLOMON ISLANDS	69.350	47.625	-31,33	34.540	16.382	-52,57
EAST TIMOR	107.000	200.408	87,30	43.213	79.437	83,83
UNITED STATES	70.249.469	849.425	-98,79	25.450.541	409.568	-98,39
CANADA	3.000	3.450.425	114.914,17	2.962	775.434	26.082,94
MEXICO	87.937.276	33.000.000	-62,47	26.955.520	18.249.000	-32,30
NICARAGUA	16.500.000	-	-100,00	5.855.850	-	-100,00
CHILE	260.000	33.109.107	12.634,27	90.800	31.072.182	34.120,47
COLOMBIA	42.099.129	-	-100,00	10.819.476	-	-100,00
ECUADOR	22.000.736	-	-100,00	8.006.070	-	-100,00
PERU	7.427.000	39.562.938	432,69	1.928.800	36.757.803	1.805,73
EL SALVADOR	10.999.760	-	-100,00	3.903.815	-	-100,00
NETHERLANDS	20.000	24.786.432	123.832,16	7.750	23.810.242	307.128,93
FRANCE	36.004	66.300	84,15	6.198	16.950	173,49
BELGIUM	-	25.276.442	-	-	23.594.764	-
SPAIN	243.440	76.000	-68,78	58.068	22.040	-62,04
KIMIA DASAR ORGANIK YANG BERSUMBER DARI MINYAK	**2.520.958.830**	**714.580.648**	**-71,65**	**1.573.476.284**	**761.193.714**	**-51,62**
JAPAN	3.871.262	7.717.511	99,35	6.296.227	15.604.143	147,83
HONG KONG	45	175	288,89	2.279	7.070	210,26
KOREA, REPUBLIC OF	62.302.408	17.233.029	-72,34	41.568.988	22.045.743	-46,97
TAIWAN	1.901.051	11.693.777	515,12	2.449.805	15.897.357	548,92
CHINA	1.971.598.736	211.856.612	-89,25	1.151.660.448	264.211.658	-77,06
THAILAND	188.608.548	167.082.139	-11,41	116.379.024	120.642.084	3,66
SINGAPORE	77.062.531	115.417.772	49,77	44.111.836	109.976.968	149,31
PHILIPPINES	15.629.862	10.257.110	-34,37	7.132.831	7.302.348	2,38
MALAYSIA	52.398.368	73.253.242	39,80	40.700.488	79.571.222	95,50
MYANMAR	1.840	-	-100,00	6.051	-	-100,00
VIET NAM	78.024.666	29.225.127	-62,54	83.451.566	34.543.818	-58,61
INDIA	49.190.770	37.582.882	-23,60	52.860.785	45.438.573	-14,04
PAKISTAN	633.150	3.018.964	376,82	796.971	3.269.092	310,19
BANGLADESH	408.120	952.330	133,35	773.072	1.642.351	112,44
SRI LANKA	18.804	38.620	105,38	27.275	69.843	156,07
SAUDI ARABIA	-	500	-	-	3.250	-
ISRAEL	14.600	92.100	530,82	25.571	228.856	795,00
KUWAIT	20.500	-	-100,00	17.870	-	-100,00
OMAN	1.048.634	-	-100,00	788.583	-	-100,00
TURKEY	411.920	114.805	-72,13	708.449	287.511	-59,42
UNITED ARAB EMIRATES	98.900	109.700	10,92	59.439	223.389	275,83
QATAR	-	882	-	-	3.588	-
EGYPT	58.200	10.528.002	17.989,35	90.250	5.487.252	5.980,05
TUNISIA	-	16.800	-	-	36.540	-
TANZANIA, UNITED REP. OF	-	16.800	-	-	32.340	-
KENYA	68.400	202.800	196,49	80.220	380.760	374,64
NIGERIA	-	30.000	-	-	89.102	-
COTE D'IVOIRE	108.500	63.600	-41,38	130.712	179.106	37,02
SOUTH AFRICA	379.940	689.840	81,57	288.330	1.418.568	391,99
DEMOCRATIC REP. OF THE CONGO	-	31.000	-	-	79.856	-
AUSTRALIA	5.292.939	8.217.808	55,26	2.696.173	3.396.737	25,98
NEW ZEALAND	688.170	92.340	-86,58	491.977	87.929	-82,13

https://www.bps.go.id

TABEL 6. PERKEMBANGAN EKSPOR INDONESIA MENURUT KOMODITI DAN NEGARA TUJUAN
JANUARI - JUNI 2021 DAN 2022

KOMODITI / NEGARA TUJUAN	BERAT BERSIH (KG)		PERUB	NILAI FOB (US $)		PERUB
	JAN-JUN 2021	JAN-JUN 2022	%	JAN-JUN 2021	JAN-JUN 2022	%
(1)	(2)	(3)	(4)	(5)	(6)	(7)
EAST TIMOR	25.502	2.275	-91,08	7.861	1.329	-83,09
UNITED STATES	3.554.716	3.907.229	9,92	6.220.878	11.664.933	87,51
CANADA	242.106	141.008	-41,76	505.415	327.787	-35,15
MEXICO	277.830	68.660	-75,29	613.318	275.269	-55,12
GUATEMALA	10.200	-	-100,00	16.963	-	-100,00
CHILE	36.000	-	-100,00	49.361	-	-100,00
ARGENTINA	33.050	73.480	122,33	43.349	193.599	346,61
BRAZIL	118.890	181.940	53,03	238.810	497.820	108,46
COLOMBIA	294.940	295.800	0,29	382.951	919.598	140,13
ECUADOR	58.800	90.600	54,08	71.884	229.263	218,93
PERU	12.000	74.400	520,00	14.161	189.733	1.239,79
DOMINICAN REPUBLIC	70.800	19.200	-72,88	110.605	61.384	-44,50
COSTA RICA	15.400	50.160	225,71	24.686	106.673	332,11
UNITED KINGDOM	270.905	286.425	5,73	461.793	936.082	102,71
NETHERLANDS	2.054.963	1.170.700	-43,03	3.400.250	3.604.505	6,01
FRANCE	299.400	154.801	-48,30	532.956	752.043	41,11
GERMANY, FED. REP. OF	2.773.489	1.994.998	-28,07	5.431.170	7.591.115	39,77
AUSTRIA	29.400	-	-100,00	35.280	-	-100,00
BELGIUM	104.470	24.762	-76,30	206.995	69.932	-66,22
SWITZERLAND	31.795	3.354	-89,45	96.126	74.913	-22,07
DENMARK	14.000	-	-100,00	24.356	-	-100,00
FINLAND	7.200	5.400	-25,00	13.493	17.132	26,96
ITALY	139.100	93.710	-32,63	251.976	205.620	-18,40
SPAIN	631.150	387.880	-38,54	1.087.042	1.270.559	16,88
GREECE	3.500	5.400	54,29	5.971	15.397	157,86
HUNGARY	-	12.000	-	-	31.872	-
POLAND	-	200	-	-	100	-
BULGARIA	7.360	-	-100,00	11.445	-	-100,00
RUSSIA FEDERATION	1.000	-	-100,00	21.970	-	-100,00
KIMIA DASAR ORGANIK LAINNYA	**512.318.440**	**520.945.348**	**1,68**	**506.617.265**	**871.547.713**	**72,03**
JAPAN	34.814.236	36.622.327	5,19	37.280.233	60.374.359	61,95
HONG KONG	1.499.209	1.530.596	2,09	555.261	449.646	-19,02
KOREA, REPUBLIC OF	21.161.988	20.664.290	-2,35	23.724.513	35.740.443	50,65
TAIWAN	6.105.729	6.340.043	3,84	5.126.197	7.871.078	53,55
CHINA	162.290.296	129.565.953	-20,16	139.345.380	243.196.077	74,53
PAPUA NEW GUINEA	28.987	45.381	56,56	21.413	39.544	84,67
THAILAND	47.710.000	42.727.582	-10,44	32.871.726	50.162.492	52,60
SINGAPORE	30.131.223	10.763.843	-64,28	27.894.640	15.397.680	-44,80
PHILIPPINES	17.804.016	20.644.722	15,96	13.925.697	26.380.623	89,44
MALAYSIA	35.970.597	45.342.329	26,05	26.828.749	41.627.230	55,16
MYANMAR	1.391.280	1.571.680	12,97	1.689.502	2.418.615	43,16
CAMBODIA	65.206	56.132	-13,92	151.962	174.382	14,75
BRUNEI DARUSSALAM	15.580	2.387	-84,68	5.976	7.298	22,11
NEPAL	40.855	307	-99,25	29.750	1.982	-93,34
VIET NAM	16.765.849	13.936.566	-16,88	24.345.107	32.727.216	34,43
MALDIVES	1.632	1.403	-14,06	4.667	9.635	106,46
INDIA	17.330.389	21.402.512	23,50	14.551.450	36.540.138	151,11
PAKISTAN	1.638.765	1.262.331	-22,97	2.540.547	3.001.763	18,15
BANGLADESH	8.272.210	7.423.583	-10,26	4.077.104	8.059.338	97,67
SRI LANKA	1.505.189	937.863	-37,69	946.224	1.808.850	91,17
IRAQ	240.000	420.000	75,00	144.615	657.462	354,63
IRAN (ISLAMIC REPUBLIC OF)	600	1.120.500	186.650,00	18.577	1.868.096	9.955,95
SAUDI ARABIA	5.335.757	2.148.240	-59,74	2.743.981	2.928.243	6,72
ISRAEL	891.250	920.250	3,25	592.903	1.519.294	156,25
KUWAIT	-	20.000	-	-	35.020	-
JORDAN	2.601.970	1.878.400	-27,81	1.653.027	2.842.618	71,96
LEBANON	92.720	700.000	654,96	90.117	1.046.187	1.060,92
YEMEN	244.200	262.400	7,45	146.184	460.396	214,94
OMAN	-	4.000	-	-	21.286	-
SYRIA ARAB REPUBLIC	11.200	-	-100,00	19.238	-	-100,00
TURKEY	320.450	439.080	37,02	421.569	867.312	105,73
UNITED ARAB EMIRATES	5.603.022	3.325.840	-40,64	3.954.432	5.659.710	43,12
QATAR	14.400	15.492	7,58	30.706	45.096	46,86
BAHRAIN	60.000	40.000	-33,33	50.020	75.820	51,58
EGYPT	1.542.650	2.753.275	78,48	1.589.147	4.539.058	185,63
LIBYAN ARAB JAMAHIRIYA	17.290	-	-100,00	16.758	-	-100,00
MOROCCO	34.800	181.400	421,26	33.122	252.601	662,64
SUDAN	740.000	1.540.000	108,11	607.500	2.433.051	300,50
ETHIOPIA	296.000	5.000	-98,31	197.860	27.368	-86,17
TANZANIA, UNITED REP. OF	1.140.000	820.000	-28,07	719.095	1.411.055	96,23
MADAGASCAR	-	2.560	-	-	10.368	-
KENYA	776.500	1.010.730	30,16	632.711	1.927.940	204,71
REUNION	15	-	-100,00	506	-	-100,00
MOZAMBIQUE	1.680.000	1.300.000	-22,62	1.248.630	2.488.400	99,29
GHANA	157.500	101.200	-35,75	68.275	183.020	168,06
LIBERIA	2.500	-	-100,00	1.315	-	-100,00
GUINEA	20.000	20.000	0,00	18.300	36.600	100,00
ANGOLA	120.000	40.000	-66,67	97.080	79.450	-18,16
NIGERIA	765.880	883.042	15,30	920.118	2.304.355	150,44
COTE D'IVOIRE	160.000	55.000	-65,63	111.760	116.450	4,20
SENEGAL	200.010	160.000	-20,00	127.415	287.500	125,64
UGANDA	41.000	-	-100,00	10.045	-	-100,00

https://www.bps.go.id

TABEL 6. PERKEMBANGAN EKSPOR INDONESIA MENURUT KOMODITI DAN NEGARA TUJUAN
JANUARI - JUNI 2021 DAN 2022

KOMODITI / NEGARA TUJUAN	BERAT BERSIH (KG)		PERUB	NILAI FOB (US $)		PERUB
	JAN-JUN 2021	JAN-JUN 2022	%	JAN-JUN 2021	JAN-JUN 2022	%
(1)	(2)	(3)	(4)	(5)	(6)	(7)
DJIBOUTI	1.164.500	485.000	-58,35	850.717	857.605	0,81
SOUTH AFRICA	1.527.390	844.774	-44,69	2.415.479	2.770.718	14,71
MALAWI	440.000	660.000	50,00	290.050	1.141.895	293,69
MAURITIUS	23.000	5.000	-78,26	21.580	15.640	-27,53
DEMOCRATIC REP. OF THE CONGO	102.000	40.000	-60,78	113.220	73.000	-35,52
AUSTRALIA	4.959.524	5.258.093	6,02	3.678.486	6.707.086	82,33
NEW ZEALAND	1.083.020	865.660	-20,07	799.142	1.477.941	84,94
VANUATU	-	887	-	-	692	-
FIJI	-	35	-	-	58	-
EAST TIMOR	64.677	20.423	-68,42	96.730	17.215	-82,20
UNITED STATES	32.503.821	77.222.432	137,58	51.401.202	141.475.565	175,24
CANADA	893.052	785.030	-12,10	1.327.943	1.719.972	29,52
MEXICO	834.442	600.200	-28,07	3.459.470	3.081.437	-10,93
GUATEMALA	6.000	136.200	2.170,00	20.952	390.026	1.761,52
CHILE	272.000	467.000	71,69	1.197.341	2.875.335	140,14
ARGENTINA	161.535	276.125	70,94	279.579	345.897	23,72
BRAZIL	3.284.325	1.236.066	-62,36	12.592.141	5.440.876	-56,79
COLOMBIA	236.425	594.300	151,37	754.558	1.628.458	115,82
URUGUAY	1.999	286	-85,71	749.569	107.081	-85,71
ECUADOR	52.000	26.000	-50,00	193.409	128.184	-33,72
PERU	39.800	50.400	26,63	129.047	194.955	51,07
DOMINICAN REPUBLIC	-	40.000	-	-	81.060	-
COSTA RICA	14.800	15.000	1,35	148.203	55.935	-62,26
HAITI	8.000	-	-100,00	34.532	-	-100,00
UNITED KINGDOM	388.020	219.695	-43,38	1.294.701	1.206.464	-6,82
NETHERLANDS	24.230.852	38.046.205	57,02	20.665.710	57.098.297	176,29
FRANCE	127.869	666.591	421,31	1.747.423	2.032.461	16,31
GERMANY, FED. REP. OF	2.348.429	1.905.638	-18,85	10.239.249	9.714.360	-5,13
BELGIUM	532.655	181.960	-65,84	512.962	3.928.454	665,84
SWITZERLAND	41.461	60.785	46,61	772.854	1.396.292	80,67
DENMARK	335.015	320.115	-4,45	1.396.539	1.819.887	30,31
NORWAY	100.000	160.000	60,00	526.705	1.004.980	90,81
SWEDEN	12.500	50.010	300,08	55.871	294.669	427,41
FINLAND	12.000	-	-100,00	25.769	-	-100,00
IRELAND	24.000	48.000	100,00	44.896	128.632	186,51
ITALY	257.950	229.980	-10,84	832.866	1.772.515	112,82
SPAIN	5.326.767	7.275.819	36,59	8.603.345	16.122.547	87,40
PORTUGAL	48.000	-	-100,00	202.143	-	-100,00
GREECE	20.000	48.000	140,00	12.160	112.008	821,12
HUNGARY	2	-	-100,00	6.526	-	-100,00
POLAND	317.000	246.800	-22,15	925.323	1.402.918	51,61
BULGARIA	7.080	-	-100,00	106.760	-	-100,00
KAZAKHSTAN	-	0	-	-	0	-
UKRAINE	104.000	147.000	41,35	431.138	352.783	-18,17
LITHUANIA	600	48.600	8.000,00	15.300	278.353	1.719,30
GEORGIA	40.000	20.000	-50,00	34.800	37.584	8,00
MALTA	29	-	-100,00	325	-	-100,00
CZECH REPUBLIC	-	2	-	-	2	-
RUSSIA FEDERATION	2.718.950	633.000	-76,72	5.429.446	2.145.732	-60,48
BARANG KIMIA LAINNYA	**379.181.671**	**413.569.934**	**9,07**	**441.080.291**	**671.558.847**	**52,25**
JAPAN	19.044.928	18.864.255	-0,95	99.839.694	116.412.042	16,60
HONG KONG	1.414.812	934.943	-33,92	391.942	632.387	61,35
KOREA, REPUBLIC OF	25.706.167	32.818.885	27,67	18.141.656	25.796.074	42,19
TAIWAN	11.232.434	9.927.738	-11,62	11.764.862	11.772.483	0,06
CHINA	32.936.106	39.975.905	21,37	45.066.131	59.596.534	32,24
MONGOLIA	-	6	-	-	23	-
PAPUA NEW GUINEA	150.520	117.281	-22,08	237.031	147.496	-37,77
THAILAND	8.073.524	11.568.275	43,29	7.895.400	12.054.869	52,68
SINGAPORE	13.084.247	10.415.716	-20,39	12.377.067	11.748.465	-5,08
PHILIPPINES	33.260.121	21.360.303	-35,78	35.079.199	39.345.999	12,16
MALAYSIA	57.799.833	64.815.434	12,14	20.279.947	40.176.055	98,11
MYANMAR	809.970	388.422	-52,04	455.184	362.711	-20,32
CAMBODIA	53.660	15	-99,97	78.116	30	-99,96
BRUNEI DARUSSALAM	26.793	93.528	249,07	17.308	118.712	585,88
VIET NAM	17.864.031	9.263.385	-48,15	20.015.882	15.860.087	-20,76
MALDIVES	96.023	15.832	-83,51	55.720	24.081	-56,78
INDIA	6.571.738	7.914.160	20,43	14.293.813	32.090.138	124,50
PAKISTAN	5.847.090	2.549.470	-56,40	3.986.542	2.992.287	-24,94
BANGLADESH	10.192.472	9.969.141	-2,19	8.313.004	10.578.253	27,25
SRI LANKA	529.030	414.564	-21,64	866.743	696.995	-19,58
IRAQ	3.862.443	9.937.510	157,29	2.161.699	5.893.609	172,64
IRAN (ISLAMIC REPUBLIC OF)	150.000	282.855	88,57	172.100	114.410	-33,52
SAUDI ARABIA	27.841.932	18.996.410	-31,77	12.281.112	11.914.331	-2,99
ISRAEL	324.180	537.510	65,81	239.385	602.880	151,85
KUWAIT	1.375.046	653.061	-52,51	836.320	508.785	-39,16
JORDAN	3.322.161	5.636.190	69,65	1.844.779	5.012.035	171,69
LEBANON	1.494.242	3.986.662	166,80	1.028.980	3.587.781	248,67
YEMEN	75.220	77.740	3,35	22.244	10.482	-52,88
OMAN	2.109.948	1.009.724	-52,14	633.888	335.737	-47,04
TURKEY	1.553.116	3.899.292	151,06	1.216.769	2.974.546	144,46
UNITED ARAB EMIRATES	3.033.142	5.107.082	68,38	2.010.206	3.293.311	63,83
QATAR	3.631.297	3.814.045	5,03	570.355	1.027.527	80,16

https://www.bps.go.id

TABEL 6. PERKEMBANGAN EKSPOR INDONESIA MENURUT KOMODITI DAN NEGARA TUJUAN
JANUARI - JUNI 2021 DAN 2022

KOMODITI / NEGARA TUJUAN	BERAT BERSIH (KG)		PERUB	NILAI FOB (US $)		PERUB
	JAN-JUN 2021	JAN-JUN 2022	%	JAN-JUN 2021	JAN-JUN 2022	%
(1)	(2)	(3)	(4)	(5)	(6)	(7)
BAHRAIN	768.150	1.403.602	82,72	339.734	494.369	45,52
CYPRUS	35.250	-	-100,00	15.674	-	-100,00
EGYPT	550.480	979.320	77,90	402.746	807.982	100,62
LIBYAN ARAB JAMAHIRIYA	63.638	100.531	57,97	44.044	119.010	170,21
MOROCCO	-	73.600	-	-	72.524	-
TUNISIA	-	86.400	-	-	62.640	-
ALGERIA	194.400	367.200	88,89	98.837	241.375	144,22
NAMIBIA	-	90	-	-	2.100	-
ETHIOPIA	-	15.880	-	-	44.000	-
TANZANIA, UNITED REP. OF	120.000	-	-100,00	218.060	-	-100,00
KENYA	146.560	106.800	-27,13	157.442	97.307	-38,19
REUNION	15	-	-100,00	319	-	-100,00
GHANA	702.043	636.854	-9,29	447.242	514.189	14,97
LIBERIA	18.000	-	-100,00	22.600	-	-100,00
GUINEA	24.000	90.000	275,00	9.120	142.140	1.458,55
NIGERIA	550.800	4.478.772	713,14	543.845	6.712.901	1.134,34
GABON	-	54	-	-	1.251	-
COTE D'IVOIRE	172.800	304.200	76,04	98.288	349.633	255,72
SENEGAL	19	17.130	88.656,48	713	8.565	1.102,04
MAURITANIA	-	168.363	-	-	126.410	-
MALI	60	-	-100,00	3.750	-	-100,00
BURKINA FASO	-	268	-	-	422	-
GAMBIA	20.370	-	-100,00	25.373	-	-100,00
DJIBOUTI	-	145.700	-	-	457.802	-
SOUTH AFRICA	1.618.333	3.602.811	122,62	1.637.697	2.831.071	72,87
MAURITIUS	5	-	-100,00	1	-	-100,00
DEMOCRATIC REP. OF THE CONGO	-	20.000	-	-	2.800	-
AUSTRALIA	12.853.194	13.018.225	1,28	11.289.123	15.073.724	33,52
NEW ZEALAND	1.041.121	1.469.845	41,18	772.679	1.080.419	39,83
NAURU	1.711	600	-64,93	1.728	690	-60,07
NEW CALEDONIA	-	1.069	-	-	997	-
VANUATU	834	1.188	42,44	966	1.388	43,69
FIJI	-	8.606	-	-	10.686	-
KIRIBATI	596	-	-100,00	690	-	-100,00
SOLOMON ISLANDS	-	72	-	-	478	-
EAST TIMOR	136.440	82.297	-39,68	224.993	216.674	-3,70
UNITED STATES	12.267.655	9.694.089	-20,98	45.609.298	94.935.684	108,15
CANADA	186.000	357.133	92,01	206.888	873.901	322,40
MEXICO	240.792	230.599	-4,23	321.981	355.158	10,30
GUATEMALA	237.600	734.400	209,09	143.287	563.221	293,07
HONDURAS	-	990	-	-	3.090	-
PANAMA	33.290	26.172	-21,38	18.210	15.292	-16,03
SURINAME	-	66.000	-	-	186.450	-
CHILE	129.600	25.915	-80,00	71.930	19.193	-73,32
VENEZUELA	-	26.000	-	-	7.800	-
ARGENTINA	31.909	231.000	623,93	52.887	169.919	221,29
BRAZIL	2.140.065	1.692.666	-20,91	1.320.040	1.780.397	34,87
COLOMBIA	90.235	83.407	-7,57	96.973	196.058	102,18
BOLIVIA	21.600	-	-100,00	13.975	-	-100,00
URUGUAY	396.000	47.380	-88,04	486.200	33.684	-93,07
PARAGUAY	64.800	21.600	-66,67	38.120	15.882	-58,34
ECUADOR	15.000	280.800	1.772,00	25.340	204.800	708,21
PERU	155.810	540.960	247,19	95.803	384.338	301,17
GUYANA	2	60	3.057,89	3.210	233	-92,73
DOMINICAN REPUBLIC	43.200	129.600	200,00	27.904	93.395	234,69
EL SALVADOR	4.320	6.000	38,89	9.668	17.219	78,12
CAPE VERDE	161	-	-100,00	219	-	-100,00
NETHERLANDS ANTILLES	-	21	-	-	75	-
UNITED KINGDOM	1.221.838	2.278.808	86,51	4.684.021	4.323.163	-7,70
NETHERLANDS	30.079.165	47.952.134	59,42	31.851.979	99.036.897	210,93
FRANCE	630.123	322.518	-48,82	671.472	354.778	-47,16
GERMANY, FED. REP. OF	2.269.081	3.612.472	59,20	4.103.271	7.600.310	85,23
AUSTRIA	801	1.658	107,06	186.626	394.670	111,48
BELGIUM	5.771.757	11.570.782	100,47	1.734.243	4.721.914	172,28
SWITZERLAND	25	-	-100,00	86	-	-100,00
DENMARK	5.459.995	4.852.350	-11,13	2.976.791	2.498.036	-16,08
NORWAY	161	74.186	45.913,38	35	47.875	136.765,29
SWEDEN	135.010	229.417	69,93	124.201	91.546	-26,29
FINLAND	350	237.856	67.858,86	1.750	134.018	7.558,20
IRELAND	2	-	-100,00	94	-	-100,00
ITALY	883.840	1.404.421	58,90	2.643.554	1.873.585	-29,13
SPAIN	561.655	1.074.681	91,34	1.221.928	1.562.143	27,84
PORTUGAL	29.200	75.600	158,90	64.420	107.420	66,75
GREECE	2.233.028	750.765	-66,38	1.318.373	581.395	-55,90
POLAND	0	173.056	86.527.900,00	0	258.124	71.701.142,22
ROMANIA	39.420	72.540	84,02	43.227	79.974	85,01
BULGARIA	-	39.490	-	-	41.102	-
ALBANIA	17.500	-	-100,00	13.125	-	-100,00
TURKMENISTAN	-	29.061	-	-	23.293	-
UKRAINE	837	117.590	13.948,98	4.869	90.417	1.757,18
LATVIA	-	92.440	-	-	118.364	-
ESTONIA	334.004	204.016	-38,92	576.095	354.075	-38,54
GEORGIA	24.000	93.600	290,00	4.800	102.502	2.035,47

https://www.bps.go.id

TABEL 6. PERKEMBANGAN EKSPOR INDONESIA MENURUT KOMODITI DAN NEGARA TUJUAN
JANUARI - JUNI 2021 DAN 2022

KOMODITI / NEGARA TUJUAN	BERAT BERSIH (KG)		PERUB	NILAI FOB (US $)		PERUB
	JAN-JUN 2021	JAN-JUN 2022	%	JAN-JUN 2021	JAN-JUN 2022	%
(1)	(2)	(3)	(4)	(5)	(6)	(7)
CROATIA	-	77.180	-	-	78.925	-
MALTA	2	-	-100,00	909	-	-100,00
SLOVENIA	119.000	36.770	-69,10	164.725	32.976	-79,98
RUSSIA FEDERATION	827.793	1.476.935	78,42	1.619.023	2.040.855	26,05
MINYAK ATSIRI	**40.978.189**	**19.190.339**	**-53,17**	**256.929.953**	**204.606.366**	**-20,36**
JAPAN	64.515	65.002	0,75	1.845.869	1.825.511	-1,10
HONG KONG	5.547	21.709	291,38	130.508	1.150.684	781,70
KOREA, REPUBLIC OF	830.926	1.341.788	61,48	4.146.160	2.482.852	-40,12
TAIWAN	142.258	72.799	-48,83	842.570	898.085	6,59
CHINA	853.618	438.057	-48,68	12.514.171	9.785.595	-21,80
PAPUA NEW GUINEA	1.864	1.796	-3,65	15.876	20.612	29,83
THAILAND	2.928.262	3.180.488	8,61	32.093.852	33.650.699	4,85
SINGAPORE	778.371	985.199	26,57	17.587.720	14.471.936	-17,72
PHILIPPINES	951.744	1.346.467	41,47	11.380.990	15.113.531	32,80
MALAYSIA	21.735.233	5.654.099	-73,99	23.060.333	11.536.116	-49,97
MYANMAR	243.730	242.350	-0,57	1.921.375	1.954.775	1,74
CAMBODIA	5.839	2.740	-53,07	34.454	49.463	43,56
BRUNEI DARUSSALAM	4.168	5.420	30,03	32.120	33.954	5,71
NEPAL	1.549	3.781	144,09	26.572	50.654	90,63
VIET NAM	1.465.259	1.540.338	5,12	17.770.729	19.498.959	9,73
MALDIVES	121	195	61,06	8.378	6.111	-27,06
INDIA	975.853	871.560	-10,69	25.913.199	19.601.405	-24,36
PAKISTAN	403.625	337.536	-16,37	4.463.969	4.312.965	-3,38
BANGLADESH	60.570	65.085	7,45	612.341	797.329	30,21
SRI LANKA	96.174	38.590	-59,87	459.056	198.542	-56,75
IRAN (ISLAMIC REPUBLIC OF)	20.350	23.771	16,81	162.309	84.900	-47,69
SAUDI ARABIA	6.415	12.513	95,06	75.189	130.190	73,15
ISRAEL	3.323	-	-100,00	44.612	-	-100,00
OMAN	-	783	-	-	10.776	-
TURKEY	20.207	12.300	-39,13	777.462	653.116	-15,99
UNITED ARAB EMIRATES	7.369	24.873	237,53	262.256	557.867	112,72
QATAR	40	-	-100,00	135	-	-100,00
BAHRAIN	-	50	-	-	15.000	-
CYPRUS	305	40	-86,87	1.208	1.580	30,78
EGYPT	15.790	7.670	-51,42	362.084	250.744	-30,75
MOROCCO	1.200	-	-100,00	20.340	-	-100,00
ALGERIA	-	1.080	-	-	17.163	-
SUDAN	-	1.200	-	-	9.470	-
ETHIOPIA	-	28.885	-	-	95.568	-
MADAGASCAR	-	2.480	-	-	15.140	-
KENYA	1.080	2.440	125,93	30.920	69.822	125,81
GHANA	480	1.590	231,25	9.024	29.822	230,47
ANGOLA	-	3.000	-	-	22.000	-
NIGERIA	669.825	1.000.379	49,35	11.208.262	4.013.374	-64,19
BENIN	2.581	-	-100,00	19.163	-	-100,00
DJIBOUTI	-	240	-	-	4.440	-
SOUTH AFRICA	18.375	4.105	-77,66	370.952	85.339	-76,99
AUSTRALIA	189.095	156.377	-17,30	3.008.587	2.680.081	-10,92
NEW ZEALAND	27.865	22.264	-20,10	411.210	295.980	-28,02
NEW CALEDONIA	-	75	-	-	496	-
FIJI	-	3	-	-	27	-
EAST TIMOR	26.043	14.123	-45,77	83.198	97.130	16,74
UNITED STATES	712.158	539.358	-24,26	24.332.025	18.925.027	-22,22
CANADA	5.304	8.574	61,66	167.255	234.929	40,46
MEXICO	385.129	115.301	-70,06	5.898.934	1.866.459	-68,36
CHILE	14.515	-	-100,00	191.924	-	-100,00
ARGENTINA	8.241	1.549	-81,20	400.453	75.003	-81,27
BRAZIL	46.239	28.364	-38,66	1.888.503	850.150	-54,98
COLOMBIA	4.180	1.680	-59,81	184.157	57.503	-68,78
PARAGUAY	-	1.800	-	-	24.698	-
DOMINICAN REPUBLIC	54.976	-	-100,00	744.014	-	-100,00
ARUBA	-	577	-	-	307	-
GUADELOUPE	1.167	1.361	16,66	576	652	13,17
UNITED KINGDOM	99.466	64.816	-34,84	4.069.900	2.722.974	-33,09
NETHERLANDS	6.313.068	144.049	-97,72	16.293.749	5.611.013	-65,56
FRANCE	266.339	308.316	15,76	11.610.464	11.545.951	-0,56
GERMANY, FED. REP. OF	93.104	64.041	-31,22	3.824.460	3.105.636	-18,80
AUSTRIA	810	935	15,37	172.133	105.146	-38,92
BELGIUM	3.420	33.694	885,20	60.870	1.895.726	3.014,36
SWITZERLAND	43.669	55.670	27,48	1.664.205	2.741.565	64,74
FINLAND	42	-	-100,00	7.056	-	-100,00
IRELAND	7.109	14.400	102,56	168.324	268.722	59,65
ITALY	2.406	5.280	119,43	87.957	257.304	192,53
SPAIN	352.757	258.243	-26,79	13.344.703	7.583.104	-43,18
PORTUGAL	150	150	0,00	6.135	6.135	0,00
HUNGARY	528	1.430	170,83	11.502	45.094	292,07
POLAND	390	54	-86,15	6.826	8.039	17,77
KYRGYZSTAN	5	7	40,00	32	376	1.093,65
SLOVENIA	180	-	-100,00	5.093	-	-100,00
CZECH REPUBLIC	1.336	5.425	306,06	19.769	90.154	356,03
RUSSIA FEDERATION	1.935	25	-98,71	61.782	4.893	-92,08

https://www.bps.go.id

TABEL 6. PERKEMBANGAN EKSPOR INDONESIA MENURUT KOMODITI DAN NEGARA TUJUAN
JANUARI - JUNI 2021 DAN 2022

KOMODITI / NEGARA TUJUAN	BERAT BERSIH (KG)		PERUB	NILAI FOB (US $)		PERUB
	JAN-JUN 2021	JAN-JUN 2022	%	JAN-JUN 2021	JAN-JUN 2022	%
(1)	(2)	(3)	(4)	(5)	(6)	(7)
KIMIA DASAR ORGANIK YANG MENGHASILKAN BAHAN KIMIA	**86.602.337**	**87.337.831**	**0,85**	**154.409.659**	**187.137.910**	**21,20**
JAPAN	20.267.456	19.594.212	-3,32	30.831.132	38.223.280	23,98
HONG KONG	959.309	983.520	2,52	1.266.981	1.708.218	34,83
KOREA, REPUBLIC OF	16.892.090	20.096.830	18,97	23.190.973	35.897.153	54,79
TAIWAN	2.517.910	2.055.904	-18,35	3.789.032	4.358.252	15,02
CHINA	2.073.650	1.316.134	-36,53	3.074.315	2.390.958	-22,23
PAPUA NEW GUINEA	57.798	55.272	-4,37	103.807	135.416	30,45
THAILAND	1.744.372	1.261.988	-27,65	2.993.791	2.790.994	-6,77
SINGAPORE	1.390.472	1.502.511	8,06	1.843.075	2.617.726	42,03
PHILIPPINES	2.676.992	3.192.672	19,26	3.938.044	5.465.832	38,80
MALAYSIA	7.796.279	10.501.942	34,70	11.461.482	18.670.773	62,90
MYANMAR	11.500	25.850	124,78	27.050	137.044	406,63
CAMBODIA	100	200	100,00	700	770	10,00
BRUNEI DARUSSALAM	9.339	1.680	-82,01	21.328	3.879	-81,81
NEPAL	6.800	-	-100,00	33.550	-	-100,00
VIET NAM	1.623.245	861.300	-46,94	2.281.321	1.725.994	-24,34
MALDIVES	-	2.504	-	-	7.567	-
INDIA	9.551.538	8.901.756	-6,80	24.976.711	25.525.169	2,20
PAKISTAN	825.050	372.550	-54,85	963.598	565.733	-41,29
BANGLADESH	133.426	176.024	31,93	214.765	393.755	83,34
SRI LANKA	3.265	25.175	671,06	21.894	80.983	269,88
IRAN (ISLAMIC REPUBLIC OF)	-	13.000	-	-	3.250	-
SAUDI ARABIA	2.201.050	2.555.780	16,12	2.942.487	4.391.671	49,25
ISRAEL	703.400	596.000	-15,27	2.244.810	2.176.930	-3,02
JORDAN	16.000	-	-100,00	8.029	-	-100,00
TURKEY	491.200	430.800	-12,30	809.522	1.534.942	89,61
UNITED ARAB EMIRATES	370.384	240.842	-34,98	527.576	401.734	-23,85
TUNISIA	13.500	-	-100,00	34.475	-	-100,00
ETHIOPIA	36.895	-	-100,00	31.668	-	-100,00
TANZANIA, UNITED REP. OF	-	18.500	-	-	55.500	-
MADAGASCAR	86.400	205.546	137,90	174.614	508.144	191,01
REUNION	17.025	-	-100,00	28.943	-	-100,00
GHANA	108.738	126.861	16,67	189.670	234.986	23,89
NIGERIA	891.900	410.375	-53,99	1.637.381	1.140.885	-30,32
SENEGAL	21.000	42.000	100,00	28.339	82.225	190,14
SOUTH AFRICA	257.500	173.402	-32,66	423.835	479.609	13,16
DEMOCRATIC REP. OF THE CONGO	-	14.400	-	-	32.400	-
AUSTRALIA	901.343	1.408.891	56,31	1.552.829	2.638.094	69,89
NEW ZEALAND	394.224	185.608	-52,92	523.637	319.748	-38,94
GUAM	15.617	15.617	0,00	19.443	27.642	42,17
AMERICAN SAMOA	1.320	-	-100,00	3.340	-	-100,00
SOLOMON ISLANDS	-	800	-	-	2.266	-
EAST TIMOR	2.053	6.427	213,04	6.375	18.539	190,78
UNITED STATES	3.547.627	3.218.211	-9,29	13.312.935	12.366.345	-7,11
CANADA	66.000	282.000	327,27	122.210	928.442	659,71
MEXICO	32.400	23.000	-29,01	31.749	34.284	7,98
CHILE	5.000	-	-100,00	26.994	-	-100,00
ARGENTINA	-	200	-	-	460	-
BRAZIL	321.800	598.802	86,08	915.684	2.128.464	132,45
ARUBA	-	17.550	-	-	37.480	-
UNITED KINGDOM	168.000	63.000	-62,50	206.189	112.865	-45,26
NETHERLANDS	2.616.000	1.753.501	-32,97	3.843.105	4.201.764	9,33
FRANCE	147.900	47.154	-68,12	394.619	175.299	-55,58
GERMANY, FED. REP. OF	1.184.560	1.083.081	-8,57	3.878.195	3.979.672	2,62
BELGIUM	64.800	-	-100,00	197.640	-	-100,00
NORWAY	36.000	72.000	100,00	42.068	132.602	215,20
FINLAND	111.000	97.500	-12,16	334.485	339.750	1,57
ITALY	250.800	297.950	18,80	728.717	976.690	34,03
SPAIN	1.829.525	1.878.325	2,67	5.192.591	5.312.719	2,31
PORTUGAL	64.800	43.200	-33,33	197.640	149.040	-24,59
GREECE	84.000	42.000	-50,00	107.282	70.619	-34,17
HUNGARY	237.600	108.800	-54,21	724.680	381.600	-47,34
POLAND	144.600	42.000	-70,95	180.558	72.789	-59,69
ROMANIA	46.000	-	-100,00	134.735	-	-100,00
BULGARIA	18.750	19.250	2,67	32.438	59.675	83,97
UKRAINE	42.000	14.400	-65,71	53.154	73.604	38,47
SLOVENIA	48.000	36.000	-25,00	146.400	120.600	-17,62
RUSSIA FEDERATION	465.036	227.035	-51,18	1.385.072	735.090	-46,93
PEMBERANTAS HAMA (FORMULASI)	**34.216.100**	**33.468.310**	**-2,19**	**160.114.381**	**235.178.164**	**46,88**
JAPAN	1.209.488	964.729	-20,24	4.465.005	5.669.743	26,98
HONG KONG	18.765	58.281	210,59	96.805	220.844	128,13
KOREA, REPUBLIC OF	519.232	470.201	-9,44	2.136.065	2.318.814	8,56
TAIWAN	450.789	570.381	26,53	4.908.326	6.074.433	23,76
CHINA	1.476.359	1.733.907	17,44	24.937.783	49.429.055	98,21
PAPUA NEW GUINEA	7.301	7.456	2,13	10.889	12.739	16,99
THAILAND	3.518.234	4.689.383	33,29	22.587.189	33.892.629	50,05
SINGAPORE	646.527	653.572	1,09	3.056.829	5.476.363	79,15
PHILIPPINES	4.643.960	5.407.229	16,44	22.863.996	31.627.245	38,33
MALAYSIA	2.665.442	2.798.754	5,00	21.297.515	20.607.727	-3,24
MYANMAR	89.080	34.142	-61,67	896.689	326.856	-63,55
CAMBODIA	14.479	118.631	719,36	138.987	4.340.742	3.023,13

https://www.bps.go.id

TABEL 6. PERKEMBANGAN EKSPOR INDONESIA MENURUT KOMODITI DAN NEGARA TUJUAN
JANUARI - JUNI 2021 DAN 2022

KOMODITI / NEGARA TUJUAN	BERAT BERSIH (KG)		PERUB	NILAI FOB (US $)		PERUB
	JAN-JUN 2021	JAN-JUN 2022	%	JAN-JUN 2021	JAN-JUN 2022	%
(1)	(2)	(3)	(4)	(5)	(6)	(7)
BRUNEI DARUSSALAM	6.796	7.085	4,24	33.396	36.965	10,69
VIET NAM	981.723	954.039	-2,82	9.988.433	18.032.027	80,53
MALDIVES	70.939	49.679	-29,97	297.999	226.382	-24,03
INDIA	30	800	2.611,86	95	7.383	7.671,73
PAKISTAN	1.287.274	796.931	-38,09	5.005.946	3.820.806	-23,67
BANGLADESH	1.361.919	1.476.683	8,43	7.426.160	11.638.320	56,72
SRI LANKA	505.345	288.040	-43,00	2.385.679	341.163	-85,70
IRAN (ISLAMIC REPUBLIC OF)	32.875	-	-100,00	126.714	-	-100,00
SAUDI ARABIA	31.120	25.917	-16,72	148.360	390.233	163,03
ISRAEL	8.513	-	-100,00	58.056	-	-100,00
JORDAN	6.240	6.348	1,74	134.596	135.722	0,84
LEBANON	31.020	93.600	201,74	41.133	124.176	201,89
YEMEN	50.727	6.624	-86,94	145.138	32.198	-77,82
TURKEY	922	8.371	807,43	71.269	182.865	156,59
UNITED ARAB EMIRATES	27.991	26.844	-4,09	75.110	71.983	-4,16
QATAR	2.565	-	-100,00	8.116	-	-100,00
EGYPT	64	-	-100,00	5	-	-100,00
SUDAN	-	48.789	-	-	188.172	-
ETHIOPIA	-	2.650	-	-	6.410	-
TANZANIA, UNITED REP. OF	376.814	447.751	18,83	846.917	1.192.489	40,80
MADAGASCAR	59.220	-	-100,00	90.843	-	-100,00
SOMALIA	48	24	-50,00	52	29	-44,23
KENYA	53.051	82.886	56,24	125.530	350.521	179,23
MOZAMBIQUE	44.774	20.160	-54,97	101.360	21.600	-78,69
TOGO	-	4.640	-	-	40.432	-
GHANA	136.582	53.361	-60,93	470.038	115.621	-75,40
LIBERIA	33.236	79.028	137,78	181.102	706.173	289,93
ANGOLA	13.804	19.946	44,50	41.533	66.848	60,95
CONGO	16.187	-	-100,00	39.718	-	-100,00
CAMEROON	1.022	5	-99,51	4.038	280	-93,07
NIGERIA	646.647	95.943	-85,16	1.392.426	248.939	-82,12
GABON	125.328	-	-100,00	374.942	-	-100,00
COTE D'IVOIRE	35.256	-	-100,00	112.189	-	-100,00
SENEGAL	149	-	-100,00	462	-	-100,00
MAURITANIA	805	-	-100,00	1.371	-	-100,00
MALI	11.880	424	-96,43	42.900	4.676	-89,10
BENIN	4.444	-	-100,00	10.803	-	-100,00
BURKINA FASO	-	922	-	-	3.104	-
GAMBIA	1	913	91.200,00	50	6.356	12.510,52
SEYCHELLES	369	-	-100,00	1.868	-	-100,00
UGANDA	14.040	8.896	-36,63	45.688	23.496	-48,57
CHAD	-	2.120	-	-	26.658	-
DJIBOUTI	-	6.272	-	-	131.264	-
SOUTH AFRICA	687.363	174.801	-74,57	879.157	244.761	-72,16
MALAWI	-	31.868	-	-	92.794	-
COMOROS	1.718	-	-100,00	6.587	-	-100,00
MAURITIUS	50.901	132.160	159,64	137.174	313.900	128,83
MAYOTTE	40.861	17.352	-57,53	86.548	24.136	-72,11
DEMOCRATIC REP. OF THE CONGO	-	33.890	-	-	99.697	-
AUSTRALIA	1.774.262	3.449.450	94,42	8.065.574	22.112.764	174,16
NEW ZEALAND	251.342	593.523	136,14	571.904	2.407.981	321,05
MICRONESIA, FED. STATES OF	43	-	-100,00	163	-	-100,00
NEW CALEDONIA	21.904	21.458	-2,03	46.059	48.706	5,75
VANUATU	144	230	59,44	540	1.373	154,26
FIJI	8.371	228	-97,28	15.390	290	-98,12
KIRIBATI	2.325	-	-100,00	18.418	-	-100,00
MARSHALL ISLANDS	720	-	-100,00	1.740	-	-100,00
SOLOMON ISLANDS	1.440	-	-100,00	4.700	-	-100,00
EAST TIMOR	178.172	152.655	-14,32	417.889	424.044	1,47
UNITED STATES	56.359	121.639	115,83	598.542	2.251.726	276,20
CANADA	6.216	5.043	-18,87	17.197	14.471	-15,85
MEXICO	4.577.117	4.185.063	-8,57	5.734.723	5.129.816	-10,55
GUATEMALA	295.583	253.176	-14,35	265.067	248.972	-6,07
HONDURAS	43.265	40.497	-6,40	40.021	45.869	14,61
NICARAGUA	80.515	115.080	42,93	71.214	114.646	60,99
PANAMA	49.300	33.884	-31,27	109.028	45.296	-58,45
SURINAME	619	1.269	104,94	2.322	11.676	402,86
CHILE	3.888	-	-100,00	3.353	-	-100,00
ARGENTINA	3.077.098	1.204.580	-60,85	3.196.463	1.471.657	-53,96
BRAZIL	105.519	125.666	19,09	93.382	142.116	52,19
COLOMBIA	76.485	45.208	-40,89	201.848	147.161	-27,09
URUGUAY	-	5.406	-	-	347.809	-
PARAGUAY	-	20.249	-	-	281.279	-
ECUADOR	27.999	16.606	-40,69	18.225	16.698	-8,38
PERU	18.247	16.480	-9,68	51.697	28.925	-44,05
GUYANA	-	9.042	-	-	11.649	-
TRINIDAD AND TOBAGO	18.084	41.701	130,60	20.966	35.125	67,53
BAHAMAS	-	2.476	-	-	3.520	-
JAMAICA	195.025	110.037	-43,58	343.945	237.482	-30,95
DOMINICAN REPUBLIC	45.095	-	-100,00	52.612	-	-100,00
EL SALVADOR	182.237	60.746	-66,67	177.687	63.980	-63,99
COSTA RICA	164.182	-	-100,00	173.333	-	-100,00
HAITI	61.722	437	-99,29	135.711	528	-99,61

https://www.bps.go.id

TABEL 6. PERKEMBANGAN EKSPOR INDONESIA MENURUT KOMODITI DAN NEGARA TUJUAN
JANUARI - JUNI 2021 DAN 2022

KOMODITI / NEGARA TUJUAN	BERAT BERSIH (KG)		PERUB	NILAI FOB (US $)		PERUB
	JAN-JUN 2021	JAN-JUN 2022	%	JAN-JUN 2021	JAN-JUN 2022	%
(1)	(2)	(3)	(4)	(5)	(6)	(7)
BARBADOS	2.304	2.736	18,75	8.640	10.830	25,35
ANTIGUA AND BARBUDA	7.410	-	-100,00	18.446	-	-100,00
CAPE VERDE	-	144	-	-	174	-
DOMINICA	-	2.016	-	-	5.910	-
NETHERLANDS ANTILLES	1.253	-	-100,00	1.873	-	-100,00
SAINT LUCIA	20.160	-	-100,00	22.176	-	-100,00
UNITED KINGDOM	300	43	-85,63	14.940	1.538	-89,71
FRANCE	28.655	9.632	-66,39	42.061	15.730	-62,60
GERMANY, FED. REP. OF	43.200	7	-99,98	36.083	301	-99,17
NORWAY	-	2	-	-	70	-
ITALY	401.160	195.216	-51,34	831.996	369.650	-55,57
GREECE	59.325	30.211	-49,07	116.823	88.927	-23,88
POLAND	58.852	-	-100,00	58.561	-	-100,00
UKRAINE	59.979	23.991	-60,00	60.266	27.614	-54,18
RUSSIA FEDERATION	190.008	60.058	-68,39	117.224	66.091	-43,62
KIMIA DASAR ORGANIK UNTUK BAHAN BAKU ZAT WARNA	**15.557.632**	**18.544.547**	**19,20**	**89.982.594**	**108.074.231**	**20,11**
JAPAN	564.725	446.616	-20,91	3.943.419	4.239.309	7,50
HONG KONG	121.758	5.140	-95,78	1.252.692	28.757	-97,70
KOREA, REPUBLIC OF	655.965	427.085	-34,89	2.475.028	2.975.058	20,20
TAIWAN	440.711	393.473	-10,72	4.222.735	3.380.202	-19,95
CHINA	1.026.416	1.350.899	31,61	7.930.821	10.598.125	33,63
PAPUA NEW GUINEA	685	-	-100,00	1.172	-	-100,00
THAILAND	533.768	1.068.224	100,13	2.846.591	3.551.700	24,77
SINGAPORE	2.623.520	4.398.993	67,68	12.791.349	20.814.691	62,72
PHILIPPINES	448.873	275.456	-38,63	1.507.351	1.297.959	-13,89
MALAYSIA	289.971	489.885	68,94	1.056.792	1.481.018	40,14
MYANMAR	20	975	4.775,00	1.133	2.273	100,58
BRUNEI DARUSSALAM	10	14	39,70	253	55	-78,26
VIET NAM	670.680	799.280	19,17	6.317.427	4.869.680	-22,92
MALDIVES	-	36	-	-	512	-
INDIA	79.698	88.395	10,91	1.052.061	899.289	-14,52
PAKISTAN	971.033	735.537	-24,25	4.261.807	3.792.414	-11,01
BANGLADESH	2.562.552	1.553.106	-39,39	4.937.349	4.385.702	-11,17
SRI LANKA	51.440	10.431	-79,72	580.359	62.303	-89,26
SAUDI ARABIA	-	6.000	-	-	64.320	-
ISRAEL	2.000	18.000	800,00	5.800	55.040	848,97
KUWAIT	-	9	-	-	12	-
TURKEY	575.985	575.218	-0,13	4.769.471	5.123.628	7,43
UNITED ARAB EMIRATES	14	116	727,97	5	1.754	34.988,80
QATAR	-	26	-	-	318	-
EGYPT	23.200	-	-100,00	631.849	-	-100,00
ETHIOPIA	-	3.000	-	-	20.933	-
KENYA	410	555	35,37	8.290	9.177	10,70
GHANA	376	500	33,01	1.275	1.800	41,18
ANGOLA	-	100	-	-	1.700	-
NIGERIA	58.925	1.282.120	2.075,85	1.211.973	1.169.469	-3,51
DJIBOUTI	800	550	-31,25	2.720	1.980	-27,21
SOUTH AFRICA	18.375	23.850	29,80	223.875	182.822	-18,34
MAURITIUS	1.160	34.032	2.834,43	4.923	92.030	1.769,58
AUSTRALIA	191.001	105.626	-44,70	495.676	331.637	-33,09
NEW ZEALAND	4.653	3.251	-30,13	21.430	16.663	-22,24
FIJI	7.200	4.800	-33,33	118.404	77.760	-34,33
TONGA	360	-	-100,00	1.950	-	-100,00
EAST TIMOR	6.096	2.399	-60,65	29.337	20.390	-30,49
UNITED STATES	831.906	869.384	4,51	7.141.911	8.808.531	23,34
CANADA	88.000	88.027	0,03	290.234	478.030	64,71
MEXICO	314.483	336.408	6,97	2.277.498	3.033.698	33,20
GUATEMALA	1.000	-	-100,00	13.260	-	-100,00
HONDURAS	67.425	118.750	76,12	760.562	897.140	17,96
PANAMA	7.600	6.050	-20,39	121.021	104.653	-13,52
CHILE	3.160	3.160	0,00	13.554	21.647	59,71
ARGENTINA	9.925	11.605	16,93	51.750	99.472	92,22
BRAZIL	91.670	171.928	87,55	1.136.653	2.475.977	117,83
COLOMBIA	90.465	87.950	-2,78	733.909	729.276	-0,63
ECUADOR	480	-	-100,00	7.762	-	-100,00
PERU	40.535	4.025	-90,07	157.685	27.315	-82,68
EL SALVADOR	30.913	70.000	126,44	185.149	542.416	192,96
UNITED KINGDOM	4.000	13.022	225,52	49.603	52.612	6,07
NETHERLANDS	498.481	781.460	56,77	5.022.215	7.532.605	49,99
FRANCE	37	1	-98,64	2.236	1	-99,95
GERMANY, FED. REP. OF	1.017.409	1.190.889	17,05	5.260.690	8.760.565	66,53
BELGIUM	319.542	304.564	-4,69	1.973.831	2.371.607	20,15
SWITZERLAND	98.360	93.148	-5,30	1.313.467	1.145.439	-12,79
DENMARK	475	-	-100,00	20.301	-	-100,00
ITALY	8.181	12.100	47,91	109.600	103.353	-5,70
SPAIN	99.100	31.875	-67,84	616.926	255.564	-58,57
PORTUGAL	6	209.112	3.319.131,75	6	930.532	15.008.488,29
GREECE	2.100	21.335	915,95	17.460	97.748	459,84
SLOVENIA	-	16.060	-	-	55.568	-
CAT DAN TINTA CETAK	**21.707.475**	**24.055.631**	**10,82**	**87.005.845**	**87.697.839**	**0,80**

https://www.bps.go.id

TABEL 6. PERKEMBANGAN EKSPOR INDONESIA MENURUT KOMODITI DAN NEGARA TUJUAN
JANUARI - JUNI 2021 DAN 2022

KOMODITI / NEGARA TUJUAN	BERAT BERSIH (KG)		PERUB	NILAI FOB (US $)		PERUB
	JAN-JUN 2021	JAN-JUN 2022	%	JAN-JUN 2021	JAN-JUN 2022	%
(1)	(2)	(3)	(4)	(5)	(6)	(7)
JAPAN	788.887	660.545	-16,27	2.786.604	2.469.647	-11,37
HONG KONG	50.281	29.564	-41,20	365.602	156.763	-57,12
KOREA, REPUBLIC OF	257.048	141.858	-44,81	1.704.973	1.443.116	-15,36
TAIWAN	307.000	244.527	-20,35	1.360.431	1.201.342	-11,69
CHINA	405.067	483.700	19,41	2.114.843	2.351.349	11,18
MONGOLIA	-	68	-	-	440	-
PAPUA NEW GUINEA	4.305	142.190	3.202,66	26.334	300.310	1.040,39
THAILAND	578.385	729.125	26,06	2.128.243	4.084.406	91,91
SINGAPORE	5.065.411	4.442.119	-12,30	39.750.450	32.840.733	-17,38
PHILIPPINES	1.705.386	1.137.190	-33,32	6.132.444	5.664.947	-7,62
MALAYSIA	2.647.906	3.170.639	19,74	3.475.404	4.515.274	29,92
MYANMAR	35.904	74.370	107,14	85.777	184.819	115,47
CAMBODIA	4.132	54.306	1.214,17	21.841	119.458	446,93
BRUNEI DARUSSALAM	9.181	21.994	139,55	31.194	87.061	179,09
NEPAL	2.265	1.606	-29,08	11.206	9.345	-16,61
VIET NAM	2.208.088	3.251.398	47,25	4.508.703	7.383.740	63,77
MALDIVES	78.934	15.975	-79,76	443.752	96.372	-78,28
INDIA	1.502.072	1.352.406	-9,96	4.985.065	3.941.380	-20,94
PAKISTAN	72.176	163.870	127,04	654.324	555.956	-15,03
BANGLADESH	179.252	187.544	4,63	542.090	698.326	28,82
SRI LANKA	829.561	761.307	-8,23	1.312.243	780.141	-40,55
IRAQ	36.662	-	-100,00	5.215	-	-100,00
SAUDI ARABIA	1.735	20.787	1.098,08	10.093	147.298	1.359,40
JORDAN	54	4.351	8.032,90	4.065	37.125	813,28
TURKEY	509.824	1.655.327	224,69	881.004	4.361.526	395,06
UNITED ARAB EMIRATES	6.838	14.859	117,31	51.713	96.967	87,51
QATAR	-	37	-	-	163	-
EGYPT	1.200	-	-100,00	4.018	-	-100,00
KENYA	-	115.000	-	-	63.735	-
BOTSWANA	-	125	-	-	1.188	-
NIGERIA	542.106	169.199	-68,79	1.785.607	618.854	-65,34
SENEGAL	-	700	-	-	850	-
SEYCHELLES	-	324	-	-	2.295	-
SOUTH AFRICA	260.000	364.030	40,01	519.343	710.748	36,86
MAURITIUS	270	100	-62,96	978	26	-97,34
AUSTRALIA	1.625.720	2.334.498	43,60	2.290.664	3.024.548	32,04
NEW ZEALAND	30.962	107.262	246,43	162.166	827.875	410,51
EAST TIMOR	894.280	1.238.730	38,52	1.138.384	1.726.077	51,63
UNITED STATES	759.540	623.900	-17,86	5.795.465	4.945.974	-14,66
MEXICO	144.516	155.736	7,76	812.659	1.046.945	28,83
GUATEMALA	700	-	-100,00	585	-	-100,00
BRAZIL	18.829	93.647	397,35	173.331	436.276	151,70
COSTA RICA	13.324	10.224	-23,27	95.589	66.710	-30,21
UNITED KINGDOM	2.782	9.578	244,27	21.231	84.908	299,93
NETHERLANDS	69.620	60.012	-13,80	430.919	504.031	16,97
FRANCE	758	2.268	199,17	5.092	20.174	296,15
GERMANY, FED. REP. OF	12.451	6.746	-45,82	226.902	70.124	-69,09
BELGIUM	-	225	-	-	1.162	-
DENMARK	6	62	876,38	272	1.535	465,01
FINLAND	860	-	-100,00	19.067	-	-100,00
ITALY	6.940	1.502	-78,36	19.243	15.572	-19,08
SPAIN	1.482	-	-100,00	13.934	-	-100,00
PORTUGAL	6	2	-63,54	993	129	-87,00
POLAND	-	100	-	-	100	-
SLOVENIA	9.766	-	-100,00	36.037	-	-100,00
REP. OF MACEDONIA	25.000	-	-100,00	59.750	-	-100,00
ARANG KAYU	**97.957.600**	**93.820.886**	**-4,22**	**81.885.985**	**94.025.066**	**14,82**
JAPAN	1.651.430	1.978.728	19,82	1.386.543	1.743.922	25,77
KOREA, REPUBLIC OF	796.100	63.856	-91,98	199.177	41.899	-78,96
TAIWAN	32	34.072	106.474,91	403	45.672	11.222,21
CHINA	5.861.521	2.003.950	-65,81	2.442.674	870.496	-64,36
SINGAPORE	8.715	44.214	407,33	12.951	52.941	308,80
PHILIPPINES	1.800.000	0	-100,00	810.007	5	-100,00
MALAYSIA	10.361.453	9.823.458	-5,19	2.729.090	3.030.614	11,05
BRUNEI DARUSSALAM	1.752	-	-100,00	18.524	-	-100,00
VIET NAM	3.160.200	4.320.000	36,70	1.432.890	2.332.800	62,80
MALDIVES	2.150	72	-96,65	1.373	829	-39,63
INDIA	345.630	541.991	56,81	439.575	688.818	56,70
PAKISTAN	142.732	-	-100,00	72.526	-	-100,00
BANGLADESH	13.000	-	-100,00	7.100	-	-100,00
SRI LANKA	2.307.690	2.250.380	-2,48	1.099.495	1.215.205	10,52
IRAQ	10.714.574	18.448.219	72,18	11.408.498	25.374.301	122,42
IRAN (ISLAMIC REPUBLIC OF)	89.000	234.663	163,67	118.440	258.278	118,07
SAUDI ARABIA	13.978.731	12.733.613	-8,91	12.946.872	16.118.003	24,49
ISRAEL	570.686	247.670	-56,60	499.358	234.027	-53,13
KUWAIT	1.179.786	712.042	-39,65	931.872	791.497	-15,06
JORDAN	2.896.237	767.945	-73,48	3.029.055	716.759	-76,34
LEBANON	5.222.492	4.070.287	-22,06	4.598.927	3.746.479	-18,54
YEMEN	36.000	440.560	1.123,78	43.200	463.585	973,11
OMAN	277.710	215.860	-22,27	265.407	216.321	-18,49
TURKEY	3.612.163	4.399.199	21,79	3.833.028	4.660.376	21,58
UNITED ARAB EMIRATES	2.897.795	3.779.337	30,42	2.676.629	3.484.192	30,17

https://www.bps.go.id

TABEL 6. PERKEMBANGAN EKSPOR INDONESIA MENURUT KOMODITI DAN NEGARA TUJUAN
JANUARI - JUNI 2021 DAN 2022

KOMODITI / NEGARA TUJUAN	BERAT BERSIH (KG)		PERUB	NILAI FOB (US $)		PERUB
	JAN-JUN 2021	JAN-JUN 2022	%	JAN-JUN 2021	JAN-JUN 2022	%
(1)	(2)	(3)	(4)	(5)	(6)	(7)
QATAR	929.946	521.785	-43,89	466.843	306.507	-34,34
BAHRAIN	1.125.288	168.048	-85,07	572.907	169.445	-70,42
EGYPT	518.282	150.870	-70,89	558.812	229.775	-58,88
LIBYAN ARAB JAMAHIRIYA	-	54.990	-	-	60.093	-
MOROCCO	37.000	44.000	18,92	43.910	75.014	70,84
REUNION	15.760	180	-98,86	19.488	579	-97,03
GHANA	39.120	43.400	10,94	47.335	54.880	15,94
ANGOLA	-	25.000	-	-	25.000	-
CONGO	-	26.000	-	-	3.900	-
MAURITANIA	20.000	-	-100,00	22.800	-	-100,00
BENIN	-	4	-	-	10	-
SEYCHELLES	-	17	-	-	560	-
SOUTH AFRICA	154.132	144.675	-6,14	205.346	211.741	3,11
AUSTRALIA	670.458	2.203.627	228,67	446.016	1.185.876	165,88
NEW ZEALAND	323.639	374.440	15,70	230.884	187.814	-18,65
UNITED STATES	1.835.587	3.262.866	77,76	1.718.676	3.160.052	83,87
CANADA	95.745	238.444	149,04	114.573	315.202	175,11
MEXICO	25.235	-	-100,00	31.061	-	-100,00
PANAMA	-	25.000	-	-	35.000	-
CHILE	-	1.000	-	-	612	-
VENEZUELA	-	18.720	-	-	24.102	-
ARGENTINA	5.000	-	-100,00	5.700	-	-100,00
BRAZIL	1.970.492	1.297.652	-34,15	1.708.538	1.439.806	-15,73
URUGUAY	621.900	50.508	-91,88	836.955	30.305	-96,38
PARAGUAY	50.789	-	-100,00	42.085	-	-100,00
DOMINICAN REPUBLIC	18.058	-	-100,00	26.392	-	-100,00
FRENCH POLYNESIA	340	-	-100,00	711	-	-100,00
GUADELOUPE	819	776	-5,25	4.772	501	-89,50
UNITED KINGDOM	661.311	594.856	-10,05	729.369	654.641	-10,25
NETHERLANDS	4.542.170	4.931.300	8,57	5.961.256	6.054.459	1,56
FRANCE	41.378	132.191	219,47	19.858	204.854	931,58
GERMANY, FED. REP. OF	951.299	2.029.230	113,31	1.239.912	2.507.283	102,21
AUSTRIA	19.200	-	-100,00	37.954	-	-100,00
BELGIUM	2.493.716	1.255.195	-49,67	3.052.052	1.407.895	-53,87
SWITZERLAND	103	-	-100,00	1.354	-	-100,00
DENMARK	19	-	-100,00	111	-	-100,00
NORWAY	3.705.438	2.128.990	-42,54	1.113.079	713.277	-35,92
SWEDEN	273.373	112.316	-58,91	348.481	158.281	-54,58
FINLAND	59.200	-	-100,00	78.165	-	-100,00
ITALY	189	364.681	192.462,69	315	501.828	159.331,81
SPAIN	461.039	900.144	95,24	439.897	1.069.232	143,06
PORTUGAL	-	395	-	-	1	-
GREECE	218.512	281.652	28,90	167.582	370.095	120,84
HUNGARY	-	58.280	-	-	99.912	-
POLAND	37.768	-	-100,00	62.987	-	-100,00
ROMANIA	68.360	107.536	57,31	83.857	179.865	114,49
BULGARIA	35.004	16.100	-54,01	43.155	23.574	-45,37
ALBANIA	34.200	-	-100,00	42.750	-	-100,00
MOLDOVA, REPUBLIC OF	18.000	19.000	5,56	21.600	25.512	18,11
UKRAINE	769.810	160.130	-79,20	908.521	211.423	-76,73
UZBEKISTAN	18.500	-	-100,00	19.530	-	-100,00
LITHUANIA	9	2	-77,78	224	14	-93,75
LATVIA	678.258	1.634.440	140,98	1.067.383	2.441.209	128,71
ESTONIA	417.600	-	-100,00	227.200	-	-100,00
GEORGIA	21.460	256.456	1.095,04	27.772	305.314	999,36
CROATIA	57.240	97.840	70,93	73.518	147.968	101,27
SLOVENIA	-	99.967	-	-	147.480	-
CZECH REPUBLIC	19.367	60	-99,69	32.165	157	-99,51
RUSSIA FEDERATION	5.913.412	2.878.008	-51,33	7.920.597	3.197.002	-59,64
MONTENEGRO	56.500	-	-100,00	57.925	-	-100,00
KARET BUATAN	**88.174.636**	**67.379.919**	**-23,58**	**124.258.698**	**115.783.493**	**-6,82**
JAPAN	250.902	254.085	1,27	253.882	483.671	90,51
HONG KONG	2	-	-100,00	2	-	-100,00
KOREA, REPUBLIC OF	611.354	306.001	-49,95	678.900	368.087	-45,78
TAIWAN	45.271	243	-99,46	11.124	4.186	-62,37
CHINA	26.753.974	16.889.680	-36,87	42.236.009	34.011.807	-19,47
THAILAND	8.820.047	8.340.523	-5,44	14.416.921	17.609.317	22,14
SINGAPORE	178.066	329.780	85,20	227.760	419.722	84,28
PHILIPPINES	70.475	53.550	-24,02	59.375	81.136	36,65
MALAYSIA	1.291.330	5.157.416	299,39	1.596.007	5.266.031	229,95
MYANMAR	3.522	2.121	-39,77	115.421	165.349	43,26
CAMBODIA	19.810	1.690	-91,47	35.215	71.602	103,33
BRUNEI DARUSSALAM	-	464	-	-	544	-
VIET NAM	5.157.291	2.071.233	-59,84	4.265.825	2.059.935	-51,71
MALDIVES	-	4	-	-	67	-
INDIA	2.301.230	3.481.045	51,27	3.521.224	4.331.619	23,01
PAKISTAN	773.720	128.100	-83,44	1.094.478	232.683	-78,74
BANGLADESH	1.717	9	-99,49	31.588	293	-99,07
SRI LANKA	186.100	621.383	233,90	387.200	1.301.528	236,14
SAUDI ARABIA	90.000	72.000	-20,00	65.365	75.100	14,89
KUWAIT	3.293	5.876	78,48	8.808	18.037	104,78
UNITED ARAB EMIRATES	108.918	233.862	114,71	141.933	298.641	110,41

https://www.bps.go.id

TABEL 6. PERKEMBANGAN EKSPOR INDONESIA MENURUT KOMODITI DAN NEGARA TUJUAN
JANUARI - JUNI 2021 DAN 2022

KOMODITI / NEGARA TUJUAN	BERAT BERSIH (KG)		PERUB	NILAI FOB (US $)		PERUB
	JAN-JUN 2021	JAN-JUN 2022	%	JAN-JUN 2021	JAN-JUN 2022	%
(1)	(2)	(3)	(4)	(5)	(6)	(7)
BAHRAIN	-	11.604	-	-	72.241	-
MAURITIUS	-	36.000	-	-	37.013	-
AUSTRALIA	8.438.142	7.919.468	-6,15	6.582.238	7.069.046	7,40
NEW ZEALAND	1.170.496	1.243.910	6,27	970.338	1.285.215	32,45
UNITED STATES	4.875.192	1.067.664	-78,10	8.560.745	1.329.055	-84,48
CANADA	1.428.537	5.893.691	312,57	2.439.728	11.752.520	381,71
MEXICO	-	1.638.108	-	-	3.388.039	-
BRAZIL	1.152.005	1.743.209	51,32	1.834.472	4.250.616	131,71
NETHERLANDS	3.991.543	1.425.274	-64,29	5.558.277	2.866.106	-48,44
FRANCE	3.897.434	1.878.700	-51,80	5.292.564	3.693.234	-30,22
GERMANY, FED. REP. OF	1.114	945	-15,18	15.976	1.904	-88,08
SWEDEN	5	-	-100,00	102	-	-100,00
ITALY	4.514.622	1.770.968	-60,77	6.220.863	3.433.160	-44,81
SPAIN	8.309.491	4.132.076	-50,27	12.067.033	8.363.068	-30,69
POLAND	1.541.157	530.798	-65,56	2.316.452	1.173.151	-49,36
ROMANIA	1.945.427	138.439	-92,88	2.976.478	269.767	-90,94
SLOVENIA	242.450	-	-100,00	276.393	-	-100,00
PERNIS (TERMASUK MASTIK)	**7.180.588**	**6.719.688**	**-6,42**	**21.702.444**	**25.029.610**	**15,33**
JAPAN	562.044	417.707	-25,68	1.856.999	1.539.147	-17,12
HONG KONG	27.693	48.203	74,06	124.018	182.743	47,35
KOREA, REPUBLIC OF	17.895	42.497	137,48	94.582	191.186	102,14
TAIWAN	64.402	117.481	82,42	319.866	490.130	53,23
CHINA	106.195	36.294	-65,82	443.541	161.567	-63,57
MONGOLIA	-	30	-	-	215	-
PAPUA NEW GUINEA	4.375	4.810	9,93	11.640	14.534	24,87
THAILAND	698.360	829.278	18,75	2.029.011	2.826.163	39,29
SINGAPORE	330.622	380.841	15,19	859.280	1.469.379	71,00
PHILIPPINES	599.668	662.054	10,40	1.902.539	2.252.452	18,39
MALAYSIA	733.990	608.523	-17,09	1.795.653	1.818.232	1,26
MYANMAR	28.769	111.881	288,89	84.779	232.175	173,86
CAMBODIA	6.497	7.543	16,10	36.247	49.107	35,48
BRUNEI DARUSSALAM	5.173	979	-81,08	73.796	6.684	-90,94
NEPAL	1.932	2.648	37,03	10.556	18.324	73,59
VIET NAM	2.235.646	1.677.026	-24,99	6.194.978	5.876.842	-5,14
MALDIVES	20.529	96.389	369,53	123.386	656.684	432,22
INDIA	325.382	443.888	36,42	1.806.919	2.365.829	30,93
PAKISTAN	182.414	49.188	-73,03	441.851	174.366	-60,54
BANGLADESH	67.674	86.088	27,21	215.997	327.331	51,54
SRI LANKA	131.643	242.728	84,38	373.576	933.981	150,01
TURKEY	3.800	-	-100,00	14.900	-	-100,00
UNITED ARAB EMIRATES	-	3.062	-	-	5.715	-
REUNION	1	-	-100,00	62	-	-100,00
BOTSWANA	-	20	-	-	50	-
SENEGAL	-	300	-	-	411	-
AUSTRALIA	221.661	466.974	110,67	939.449	2.303.183	145,16
NEW ZEALAND	126.372	56.990	-54,90	539.847	206.549	-61,74
SOLOMON ISLANDS	-	42	-	-	595	-
EAST TIMOR	18.992	17.719	-6,70	31.722	21.873	-31,05
UNITED STATES	657.285	270.352	-58,87	1.353.610	758.543	-43,96
MEXICO	-	12.894	-	-	61.572	-
PERU	-	19.985	-	-	72.519	-
ARUBA	-	18	-	-	193	-
NETHERLANDS	-	24	-	-	117	-
AUSTRIA	-	13	-	-	137	-
BELGIUM	-	5.116	-	-	10.755	-
DENMARK	2	53	2.533,50	16	127	678,11
NORWAY	2	3	62,00	15	100	561,81
FINLAND	1.573	-	-100,00	23.609	-	-100,00
SPAIN	-	45	-	-	101	-
PEREKAT/LEM	**7.346.279**	**6.143.819**	**-16,37**	**22.469.149**	**21.040.123**	**-6,36**
JAPAN	310.760	212.130	-31,74	783.749	771.411	-1,57
HONG KONG	1.830	2.535	38,52	9.526	17.065	79,14
KOREA, REPUBLIC OF	135.496	102.675	-24,22	364.635	274.834	-24,63
TAIWAN	11.795	13.941	18,19	25.688	32.613	26,96
CHINA	183.010	44.168	-75,87	257.479	182.701	-29,04
MONGOLIA	-	1	-	-	17	-
PAPUA NEW GUINEA	78	-	-100,00	491	-	-100,00
THAILAND	2.490.721	1.789.018	-28,17	6.788.440	4.959.145	-26,95
SINGAPORE	148.995	225.736	51,51	987.132	1.598.850	61,97
PHILIPPINES	350.139	412.045	17,68	729.222	1.082.362	48,43
MALAYSIA	817.458	724.729	-11,34	1.875.349	1.772.743	-5,47
MYANMAR	271.637	204.317	-24,78	1.086.907	996.129	-8,35
CAMBODIA	-	8.833	-	-	52.889	-
BRUNEI DARUSSALAM	1.566	667	-57,42	29.551	9.320	-68,46
NEPAL	-	3.324	-	-	24.587	-
VIET NAM	1.211.176	1.328.169	9,66	3.334.037	3.727.367	11,80
MALDIVES	15.117	2.480	-83,60	14.089	10.942	-22,33
INDIA	73.743	11.210	-84,80	189.044	65.889	-65,15
PAKISTAN	103.627	66.250	-36,07	139.162	112.759	-18,97
BANGLADESH	58.793	131.865	124,29	239.661	421.154	75,73
SRI LANKA	38.186	27.207	-28,75	200.083	199.066	-0,51

https://www.bps.go.id

TABEL 6. PERKEMBANGAN EKSPOR INDONESIA MENURUT KOMODITI DAN NEGARA TUJUAN
JANUARI - JUNI 2021 DAN 2022

KOMODITI / NEGARA TUJUAN	BERAT BERSIH (KG)		PERUB	NILAI FOB (US $)		PERUB
	JAN-JUN 2021	JAN-JUN 2022	%	JAN-JUN 2021	JAN-JUN 2022	%
(1)	(2)	(3)	(4)	(5)	(6)	(7)
IRAQ	5.758	5.639	-2,08	32.245	32.173	-0,22
SAUDI ARABIA	83.066	35.521	-57,24	539.363	233.678	-56,68
KUWAIT	7.114	-	-100,00	56.339	-	-100,00
JORDAN	15.203	21.245	39,74	89.242	129.336	44,93
LEBANON	37.274	17.525	-52,98	280.805	138.057	-50,84
YEMEN	-	270	-	-	2.700	-
OMAN	-	47	-	-	711	-
TURKEY	14.534	8.565	-41,06	49.153	26.979	-45,11
UNITED ARAB EMIRATES	69.224	50.916	-26,45	423.467	392.091	-7,41
QATAR	5.360	5.471	2,07	42.733	42.705	-0,07
BAHRAIN	6.670	3.386	-49,23	55.560	28.004	-49,60
CYPRUS	708	-	-100,00	3.468	-	-100,00
EGYPT	-	309	-	-	104	-
LIBYAN ARAB JAMAHIRIYA	6.534	9.280	42,04	41.339	60.415	46,14
ALGERIA	55.418	31.979	-42,30	354.066	214.824	-39,33
TANZANIA, UNITED REP. OF	68.908	51.297	-25,56	504.523	384.075	-23,87
KENYA	102.591	23.842	-76,76	901.036	194.535	-78,41
REUNION	1	-	-100,00	9	-	-100,00
MOZAMBIQUE	250	-	-100,00	366	-	-100,00
GHANA	96.583	62.284	-35,51	783.369	608.703	-22,30
CONGO	872	-	-100,00	3.474	-	-100,00
NIGERIA	203.083	28.788	-85,82	150.189	63.926	-57,44
MAURITANIA	-	6	-	-	112	-
SEYCHELLES	52	-	-100,00	250	-	-100,00
UGANDA	-	79.366	-	-	668.172	-
SOUTH AFRICA	3.003	25.646	754,01	9.402	60.079	538,97
BURUNDI	-	13.496	-	-	126.487	-
MAURITIUS	-	385	-	-	372	-
RWANDA	-	5.775	-	-	54.453	-
AUSTRALIA	180.445	198.745	10,14	516.249	615.865	19,30
NEW ZEALAND	-	2.441	-	-	10.494	-
COOK ISLANDS	-	5	-	-	31	-
FIJI	2.000	-	-100,00	3.658	-	-100,00
EAST TIMOR	60.157	63.131	4,94	81.277	150.872	85,63
UNITED STATES	49.931	21.044	-57,85	279.197	143.944	-48,44
MEXICO	1.475	-	-100,00	3.251	-	-100,00
GUATEMALA	-	285	-	-	150	-
SURINAME	450	-	-100,00	5.250	-	-100,00
CHILE	6	-	-100,00	18	-	-100,00
ARGENTINA	1.076	1.388	28,99	2.454	4.008	63,35
BRAZIL	21.000	19.859	-5,43	46.830	71.446	52,57
ECUADOR	-	1	-	-	29	-
GUYANA	-	8.750	-	-	36.313	-
DOMINICAN REPUBLIC	-	0	-	-	1	-
UNITED KINGDOM	3	277	10.553,85	12	11.356	94.536,00
NETHERLANDS	37	-	-100,00	1.956	-	-100,00
FRANCE	6	5	-10,00	8	1.681	21.055,66
GERMANY, FED. REP. OF	66	95	44,43	67	7.286	10.774,63
BELGIUM	-	11	-	-	53	-
NORWAY	-	0	-	-	240	-
SWEDEN	394	1.545	292,25	11.140	39.527	254,82
ITALY	5.091	7.943	56,02	21.396	45.060	110,60
ROMANIA	56	64	13,88	4.000	4.400	10,00
KAZAKHSTAN	5.568	-	-100,00	35.370	-	-100,00
GEORGIA	5.780	5.186	-10,27	34.280	32.886	-4,07
MALTA	-	41	-	-	332	-
SLOVENIA	4	-	-100,00	55	-	-100,00
CZECH REPUBLIC	1.931	5.484	184,07	11.950	35.419	196,39
REP. OF MACEDONIA	-	181	-	-	18.900	-
RUSSIA FEDERATION	4.474	15.000	235,31	36.087	35.296	-2,19
KIMIA DASAR ANORGANIK KHLOR DAN ALKALI	**75.797.567**	**69.264.303**	**-8,62**	**17.451.872**	**36.681.867**	**110,19**
JAPAN	28.734	28.920	0,65	198.118	232.962	17,59
HONG KONG	69.312	84.014	21,21	237.427	437.128	84,11
KOREA, REPUBLIC OF	63.232	45.373	-28,24	131.440	120.175	-8,57
TAIWAN	84.280	98.080	16,37	70.448	57.541	-18,32
CHINA	122.179	39.787	-67,44	29.121	70.587	142,39
THAILAND	14.866.684	110.079	-99,26	2.009.963	85.627	-95,74
SINGAPORE	4.025.380	8.609.203	113,87	873.626	5.845.152	569,07
PHILIPPINES	8.298.474	6.455.826	-22,20	1.317.371	2.388.705	81,32
MALAYSIA	18.399.400	22.008.677	19,62	4.247.094	13.148.398	209,59
MYANMAR	759.200	523.000	-31,11	275.881	208.350	-24,48
VIET NAM	14.775.347	1.626.846	-88,99	2.081.123	1.068.880	-48,64
INDIA	551.120	462.804	-16,02	343.406	451.200	31,39
BANGLADESH	-	3	-	-	29	-
SRI LANKA	-	500.000	-	-	245.000	-
IRAQ	-	46.000	-	-	23.090	-
SAUDI ARABIA	50.000	16.800.000	33.500,00	6.340	5.336.940	84.078,86
JORDAN	69.000	-	-100,00	29.700	-	-100,00
TURKEY	-	6.683.000	-	-	4.171.615	-
UNITED ARAB EMIRATES	72.540	15.000	-79,32	36.072	10.350	-71,31
KENYA	116.000	100.000	-13,79	25.101	35.000	39,44

https://www.bps.go.id

TABEL 6. PERKEMBANGAN EKSPOR INDONESIA MENURUT KOMODITI DAN NEGARA TUJUAN
JANUARI - JUNI 2021 DAN 2022

KOMODITI / NEGARA TUJUAN	BERAT BERSIH (KG)		PERUB	NILAI FOB (US $)		PERUB
	JAN-JUN 2021	JAN-JUN 2022	%	JAN-JUN 2021	JAN-JUN 2022	%
(1)	(2)	(3)	(4)	(5)	(6)	(7)
LIBERIA	-	51.210	-	-	117.635	-
NIGERIA	11.753.000	1.932.800	-83,55	4.623.544	816.133	-82,35
UGANDA	12.480	-	-100,00	21.466	-	-100,00
DJIBOUTI	-	1.500.000	-	-	575.000	-
AUSTRALIA	305.175	1.054.013	245,38	237.933	690.566	190,24
NEW ZEALAND	421.472	334.296	-20,68	191.536	347.474	81,41
COOK ISLANDS	33.600	-	-100,00	28.694	-	-100,00
FIJI	-	13.200	-	-	10.890	-
EAST TIMOR	5.401	4.507	-16,56	8.725	4.991	-42,80
UNITED STATES	18	1	-94,44	840	45	-94,64
CANADA	-	105.000	-	-	128.962	-
MEXICO	1	-	-100,00	1	-	-100,00
ECUADOR	-	25.200	-	-	33.768	-
PERU	6.824	6.824	0,00	17.204	17.496	1,69
FRENCH POLYNESIA	340	-	-100,00	944	-	-100,00
FRANCE	413	272	-34,14	198	2.162	994,70
BELGIUM	560	-	-100,00	5.400	-	-100,00
SWITZERLAND	1	58	5.700,00	0	15	5.700,00
PORTUGAL	-	308	-	-	2	-
RUSSIA FEDERATION	907.400	-	-100,00	403.156	-	-100,00
KOREK API	**2.875.181**	**2.650.886**	**-7,80**	**3.892.341**	**4.012.317**	**3,08**
TAIWAN	7.613	7.613	0,00	13.195	13.340	1,10
SINGAPORE	12.266	15.250	24,32	26.731	34.683	29,75
BRUNEI DARUSSALAM	-	7.600	-	-	14.945	-
MOZAMBIQUE	319.680	359.640	12,50	490.065	569.430	16,19
EQUATORIAL GUINEA	35.075	17.572	-49,90	47.955	23.575	-50,84
GHANA	385.712	473.227	22,69	505.382	675.658	33,69
GUINEA	44.144	-	-100,00	53.400	-	-100,00
ANGOLA	859.140	1.238.760	44,19	1.317.015	1.957.485	48,63
NIGERIA	1.185.608	485.584	-59,04	1.402.759	658.208	-53,08
GABON	17.820	-	-100,00	25.425	-	-100,00
NEW CALEDONIA	-	9.548	-	-	12.937	-
TONGA	7.983	-	-100,00	10.374	-	-100,00
EAST TIMOR	140	452	222,86	40	306	665,00
CAPE VERDE	-	35.640	-	-	51.750	-
LAK	**3.026.088**	**2.498.940**	**-17,42**	**6.283.905**	**5.191.634**	**-17,38**
JAPAN	2.744	1.721	-37,25	41.759	15.190	-63,63
HONG KONG	245.541	239.395	-2,50	294.576	360.448	22,36
KOREA, REPUBLIC OF	3.169	1.152	-63,65	29.429	6.307	-78,57
TAIWAN	105.879	157.021	48,30	128.490	192.460	49,79
CHINA	240.167	192.273	-19,94	793.752	566.283	-28,66
PAPUA NEW GUINEA	2.100	-	-100,00	4.932	-	-100,00
THAILAND	140.338	96.566	-31,19	419.398	395.485	-5,70
SINGAPORE	238.829	212.421	-11,06	596.871	577.243	-3,29
PHILIPPINES	680.972	515.459	-24,31	634.783	617.717	-2,69
MALAYSIA	63.208	189.409	199,66	151.387	290.789	92,08
MYANMAR	51.938	85.898	65,39	94.872	87.447	-7,83
CAMBODIA	159.521	184.776	15,83	182.084	169.638	-6,84
BRUNEI DARUSSALAM	14.312	16.414	14,69	12.681	27.465	116,58
NEPAL	212	528	149,06	662	1.957	195,53
VIET NAM	304.369	211.547	-30,50	770.340	718.500	-6,73
MALDIVES	3.003	13.144	337,74	14.084	5.419	-61,52
INDIA	58.231	53.650	-7,87	397.323	170.209	-57,16
PAKISTAN	-	3.702	-	-	10.367	-
BANGLADESH	177.343	174.604	-1,54	272.940	334.451	22,54
SRI LANKA	18.662	10.476	-43,87	40.206	25.491	-36,60
SAUDI ARABIA	5.538	7.940	43,38	25.738	41.370	60,74
JORDAN	992	2.495	151,52	4.707	12.210	159,41
LEBANON	783	1.100	40,48	3.918	5.578	42,36
TURKEY	87	-	-100,00	400	-	-100,00
UNITED ARAB EMIRATES	4.217	2.433	-42,31	13.322	12.528	-5,96
QATAR	309.239	85.520	-72,34	861.002	450.769	-47,65
BAHRAIN	103	-	-100,00	553	-	-100,00
LIBYAN ARAB JAMAHIRIYA	6.154	1.088	-82,32	29.192	5.427	-81,41
ALGERIA	19.330	8.418	-56,45	91.948	40.443	-56,02
KENYA	848	-	-100,00	3.965	-	-100,00
GHANA	38	2.228	5.711,37	182	10.802	5.845,71
CAMEROON	336	-	-100,00	425	-	-100,00
UGANDA	-	3.543	-	-	17.234	-
AUSTRALIA	31.391	346	-98,90	126.546	2.176	-98,28
NEW ZEALAND	54.596	-	-100,00	204.572	-	-100,00
EAST TIMOR	74.325	18.789	-74,72	18.985	11.483	-39,52
UNITED STATES	756	-	-100,00	506	-	-100,00
GUYANA	-	3.600	-	-	3.132	-
NETHERLANDS	12	8	-35,83	43	41	-4,18
FRANCE	11	-	-100,00	60	-	-100,00
BELGIUM	-	105	-	-	39	-
SWEDEN	328	-	-100,00	925	-	-100,00
GREECE	1.071	-	-100,00	1.458	-	-100,00
ALBANIA	379	-	-100,00	620	-	-100,00
GEORGIA	-	272	-	-	1.357	-

https://www.bps.go.id

TABEL 6. PERKEMBANGAN EKSPOR INDONESIA MENURUT KOMODITI DAN NEGARA TUJUAN
JANUARI - JUNI 2021 DAN 2022

KOMODITI / NEGARA TUJUAN	BERAT BERSIH (KG)		PERUB	NILAI FOB (US $)		PERUB
	JAN-JUN 2021	JAN-JUN 2022	%	JAN-JUN 2021	JAN-JUN 2022	%
(1)	(2)	(3)	(4)	(5)	(6)	(7)
MALTA	162	-	-100,00	2.479	-	-100,00
SLOVENIA	3.043	-	-100,00	3.131	-	-100,00
CZECH REPUBLIC	320	902	182,38	1.447	4.179	188,89
RUSSIA FEDERATION	1.494	-	-100,00	7.210	-	-100,00
KIMIA DASAR ANORGANIK LAINNYA	**163.805.070**	**155.827.504**	**-4,87**	**107.151.414**	**88.408.819**	**-17,49**
JAPAN	23.469.947	16.072.850	-31,52	9.017.183	9.657.512	7,10
HONG KONG	160.022	297.400	85,85	52.602	108.177	105,65
KOREA, REPUBLIC OF	3.251.866	8.621.483	165,12	1.628.062	3.886.525	138,72
TAIWAN	7.279.721	7.994.949	9,82	2.251.237	2.614.028	16,12
CHINA	11.868.437	7.284.486	-38,62	13.407.483	8.822.531	-34,20
MONGOLIA	-	30	-	-	84	-
PAPUA NEW GUINEA	200.000	800.000	300,00	18.000	78.600	336,67
THAILAND	14.608.313	16.732.524	14,54	12.650.206	15.243.469	20,50
SINGAPORE	3.953.229	8.346.478	111,13	3.961.154	7.285.505	83,92
PHILIPPINES	15.069.678	8.685.360	-42,37	2.761.525	2.781.279	0,72
MALAYSIA	16.417.257	22.447.320	36,73	5.351.867	7.810.380	45,94
MYANMAR	1.351.136	1.436.472	6,32	388.124	591.842	52,49
CAMBODIA	20.000	-	-100,00	57.160	-	-100,00
BRUNEI DARUSSALAM	7.000	4	-99,94	3.479	1	-99,96
NEPAL	-	54.000	-	-	9.720	-
VIET NAM	6.520.528	5.106.719	-21,68	3.163.251	3.972.075	25,57
MALDIVES	7	-	-100,00	62	-	-100,00
INDIA	7.495.527	5.199.273	-30,63	38.707.541	9.032.254	-76,67
PAKISTAN	183.891	182.142	-0,95	136.171	246.135	80,75
BANGLADESH	27.259.805	26.674.998	-2,15	2.520.773	2.360.211	-6,37
SRI LANKA	3.463.270	1.618.730	-53,26	1.662.984	952.191	-42,74
IRAN (ISLAMIC REPUBLIC OF)	-	275.000	-	-	199.375	-
SAUDI ARABIA	930.753	760.004	-18,35	1.200.965	486.413	-59,50
JORDAN	1	-	-100,00	0	-	-100,00
LEBANON	1.200	-	-100,00	2.640	-	-100,00
OMAN	44.625	-	-100,00	103.252	-	-100,00
TURKEY	151.272	151.050	-0,15	177.786	240.165	35,09
UNITED ARAB EMIRATES	125.153	40.000	-68,04	89.507	21.888	-75,55
QATAR	-	7	-	-	3	-
EGYPT	38.400	1.600	-95,83	35.036	4.978	-85,79
ALGERIA	-	40.000	-	-	141.000	-
MADAGASCAR	72.400	-	-100,00	12.246	-	-100,00
KENYA	1.060.500	57.400	-94,59	133.883	56.060	-58,13
SIERRA LEONE	9.900	-	-100,00	11.880	-	-100,00
COTE D'IVOIRE	6.000	6.000	0,00	6.600	6.600	0,00
MAURITANIA	-	24	-	-	90	-
CENTRAL AFRICAN REPUBLIC	-	1.080	-	-	19.440	-
SOUTH AFRICA	150	-	-100,00	701	-	-100,00
MAURITIUS	1.479.000	24.000	-98,38	182.462	4.889	-97,32
AUSTRALIA	9.954.025	10.628.290	6,77	3.491.178	5.562.676	59,34
NEW ZEALAND	1.310.450	871.724	-33,48	417.234	170.895	-59,04
NEW CALEDONIA	20.000	1.000.000	4.900,00	1.800	90.000	4.900,00
COOK ISLANDS	53	-	-100,00	2.285	-	-100,00
FIJI	-	17.000	-	-	3.793	-
EAST TIMOR	39.762	2.838	-92,86	14.577	3.667	-74,85
UNITED STATES	1.977.813	785.854	-60,27	1.226.278	977.475	-20,29
CANADA	59.958	99.916	66,64	38.563	85.095	120,67
MEXICO	67.720	139.960	106,67	51.572	228.882	343,81
GUATEMALA	-	900	-	-	2.681	-
CUBA	-	10.000	-	-	39.140	-
SURINAME	650	390	-40,00	1.725	1.185	-31,30
GUYANA	-	2.074	-	-	8.612	-
UNITED KINGDOM	466.100	366.000	-21,48	324.468	483.910	49,14
NETHERLANDS	266.400	228.400	-14,26	126.260	319.260	152,86
FRANCE	235.441	48.000	-79,61	173.734	44.130	-74,60
GERMANY, FED. REP. OF	176.003	255.000	44,88	78.356	357.000	355,62
BELGIUM	622.000	476.000	-23,47	288.000	626.240	117,44
SWITZERLAND	48.000	48.000	0,00	26.880	67.200	150,00
DENMARK	24.000	24.000	0,00	14.460	34.020	135,27
NORWAY	96.000	72.000	-25,00	57.600	102.960	78,75
SWEDEN	456.300	662.680	45,23	250.602	926.012	269,52
FINLAND	226.000	126.800	-43,89	132.520	180.700	36,36
ITALY	400.002	318.010	-20,50	234.913	443.253	88,69
SPAIN	154.000	112.280	-27,09	90.686	146.612	61,67
HUNGARY	3.000	-	-100,00	14.700	-	-100,00
POLAND	457.005	336.004	-26,48	259.281	464.400	79,11
ROMANIA	-	24.000	-	-	33.600	-
LATVIA	5.400	-	-100,00	14.850	-	-100,00
SLOVENIA	240.000	260.000	8,33	123.030	371.800	202,20
CZECH REPUBLIC	0	1	333,33	40	200	400,00
PRODUK FARMASI	**8.402.633**	**13.152.158**	**56,52**	**188.521.949**	**236.344.945**	**25,37**
JAPAN	291.904	372.735	27,69	23.905.207	26.829.094	12,23
HONG KONG	157.405	179.523	14,05	3.738.454	4.976.546	33,12
KOREA, REPUBLIC OF	111.207	397.573	257,51	12.644.239	18.091.200	43,08
TAIWAN	223.291	230.639	3,29	23.772.265	19.554.953	-17,74
CHINA	43.385	1.838	-95,76	427.442	300.496	-29,70

https://www.bps.go.id

TABEL 6. PERKEMBANGAN EKSPOR INDONESIA MENURUT KOMODITI DAN NEGARA TUJUAN
JANUARI - JUNI 2021 DAN 2022

KOMODITI / NEGARA TUJUAN	BERAT BERSIH (KG)		PERUB	NILAI FOB (US $)		PERUB
	JAN-JUN 2021	JAN-JUN 2022	%	JAN-JUN 2021	JAN-JUN 2022	%
(1)	(2)	(3)	(4)	(5)	(6)	(7)
MONGOLIA	54.706	116.666	113,26	1.522.417	3.037.400	99,51
MACAU	2.595	5.436	109,49	26.913	49.309	83,22
PAPUA NEW GUINEA	2.977	7.633	156,40	41.085	77.019	87,46
THAILAND	469.499	543.829	15,83	11.639.195	12.161.389	4,49
SINGAPORE	1.121.319	1.857.079	65,62	21.291.716	40.936.333	92,26
PHILIPPINES	1.787.781	2.965.201	65,86	32.655.251	43.864.147	34,32
MALAYSIA	745.857	1.829.345	145,27	11.627.247	12.415.821	6,78
MYANMAR	440.103	608.035	38,16	7.224.655	7.988.973	10,58
CAMBODIA	368.556	671.749	82,26	5.790.731	7.580.999	30,92
BRUNEI DARUSSALAM	37.696	37.860	0,43	316.071	330.086	4,43
NEPAL	74	-	-100,00	795	-	-100,00
VIET NAM	331.214	468.206	41,36	6.187.041	6.067.156	-1,94
MALDIVES	2.254	1.071	-52,49	38.265	31.932	-16,55
INDIA	29	7	-76,52	11.231	166	-98,52
PAKISTAN	136.180	78.580	-42,30	652.978	332.513	-49,08
SRI LANKA	147.837	153.734	3,99	3.991.036	4.661.504	16,80
AFGHANISTAN	138.245	-	-100,00	402.391	-	-100,00
IRAQ	1.200	-	-100,00	6.440	-	-100,00
SAUDI ARABIA	151.934	140.273	-7,68	530.536	444.943	-16,13
KUWAIT	705	312	-55,70	43.096	24.765	-42,54
JORDAN	2	-	-100,00	6	-	-100,00
YEMEN	15.244	12.799	-16,04	179.161	101.442	-43,38
OMAN	800	171	-78,59	53.797	77	-99,86
TURKEY	-	240	-	-	7.200	-
UNITED ARAB EMIRATES	8.908	7.162	-19,61	88.029	186.454	111,81
QATAR	134	612.921	457.987,53	500	4.148.265	829.304,13
MOROCCO	-	378	-	-	4.166	-
ALGERIA	990	199	-79,88	65.251	1.984.471	2.941,31
TANZANIA, UNITED REP. OF	7.076	180	-97,46	11.694	639	-94,54
MADAGASCAR	-	1	-	-	131	-
SOMALIA	-	1.195	-	-	12.999	-
KENYA	5.351	24.890	365,18	108.853	163.892	50,56
MOZAMBIQUE	1.563	-	-100,00	2.225	-	-100,00
EQUATORIAL GUINEA	369	726	96,86	3.686	4.203	14,02
TOGO	11	15.441	140.272,73	71	14.455	20.248,37
GHANA	12.266	2.550	-79,21	56.736	10.721	-81,10
GUINEA	19.021	19.021	0,00	42.744	44.388	3,85
ANGOLA	2.966	1.127	-61,99	9.601	5.085	-47,04
CAMEROON	2	-	-100,00	45	-	-100,00
NIGERIA	1.075.870	1.279.635	18,94	11.585.608	12.837.634	10,81
COTE D'IVOIRE	16	62	287,50	150	139	-7,14
SENEGAL	28.965	12.465	-56,96	131.336	73.168	-44,29
BENIN	8.117	-	-100,00	38.741	-	-100,00
BURKINA FASO	38.042	-	-100,00	85.488	-	-100,00
UGANDA	12.895	17.179	33,23	120.780	134.606	11,45
SOUTH AFRICA	1.015	1.352	33,14	85.833	133.147	55,12
ZAMBIA	3.736	-	-100,00	17.300	-	-100,00
MALAWI	-	283	-	-	1.289	-
MAURITIUS	1.275	5.666	344,30	25.517	32.731	28,27
AUSTRALIA	77.856	103.527	32,97	2.091.346	2.628.243	25,67
NEW ZEALAND	3.626	9.843	171,48	383.821	544.639	41,90
NEW CALEDONIA	37	83	128,71	287	993	246,34
NORTHERN MARIANA ISLANDS	168	162	-3,24	5.999	8.060	34,34
VANUATU	2.314	7	-99,69	28.851	40	-99,86
FIJI	1.520	187	-87,70	9.396	2.964	-68,45
EAST TIMOR	161.367	269.605	67,08	1.212.555	1.873.505	54,51
UNITED STATES	6.081	91	-98,51	95.845	69.757	-27,22
CANADA	376	67	-82,20	5.614	1.065	-81,04
HONDURAS	211	-	-100,00	70.000	-	-100,00
SURINAME	12.152	1.022	-91,59	45.157	20.288	-55,07
COLOMBIA	3.512	-	-100,00	62.926	-	-100,00
PARAGUAY	2	-	-100,00	131	-	-100,00
ECUADOR	1.008	2.064	104,76	7.603	19.699	159,09
GUYANA	280	280	0,00	4.815	6.000	24,61
COSTA RICA	-	500	-	-	20.160	-
BARBADOS	122	101	-16,92	560	543	-2,94
DOMINICA	-	108	-	-	550	-
NETHERLANDS ANTILLES	35	-	-100,00	1.355	-	-100,00
UNITED KINGDOM	54.038	5	-99,99	604.939	98	-99,98
NETHERLANDS	8.407	2.708	-67,79	227.129	50.287	-77,86
FRANCE	395	1.462	269,85	7.653	34.001	344,31
GERMANY, FED. REP. OF	18.155	3.574	-80,31	1.223.064	170.538	-86,06
AUSTRIA	34	508	1.389,15	260	27.351	10.411,24
BELGIUM	-	9	-	-	20	-
SWITZERLAND	-	3	-	-	151	-
SWEDEN	1	-	-100,00	109	-	-100,00
ITALY	-	536	-	-	2.591	-
SPAIN	1	900	109.656,10	871	19.800	2.172,77
HUNGARY	240	-	-100,00	5.409	-	-100,00
POLAND	10.359	3	-99,97	158.502	57	-99,96
ROMANIA	9.807	61.524	527,34	458.714	822.975	79,41
BULGARIA	1.066	-	-100,00	9.291	-	-100,00
AZERBAIJAN	-	1.140	-	-	29.866	-

https://www.bps.go.id

TABEL 6. PERKEMBANGAN EKSPOR INDONESIA MENURUT KOMODITI DAN NEGARA TUJUAN
JANUARI - JUNI 2021 DAN 2022

KOMODITI / NEGARA TUJUAN	BERAT BERSIH (KG)		PERUB	NILAI FOB (US $)		PERUB
	JAN-JUN 2021	JAN-JUN 2022	%	JAN-JUN 2021	JAN-JUN 2022	%
(1)	(2)	(3)	(4)	(5)	(6)	(7)
KAZAKHSTAN	6.283	412	-93,44	158.583	15.587	-90,17
KYRGYZSTAN	-	2.322	-	-	45.520	-
UKRAINE	-	287	-	-	19.800	-
UZBEKISTAN	3.320	4.773	43,76	231.184	231.570	0,17
LITHUANIA	711	-	-100,00	33.800	-	-100,00
ESTONIA	108	-	-100,00	10.877	-	-100,00
MALTA	-	48	-	-	504	-
SLOVENIA	1.531	-	-100,00	88.964	-	-100,00
RUSSIA FEDERATION	4.924	1.331	-72,98	76.490	19.680	-74,27
BAHAN FARMASI	**11.495.581**	**11.122.407**	**-3,25**	**83.775.364**	**90.463.892**	**7,98**
JAPAN	7.069.250	6.930.285	-1,97	4.781.468	4.609.383	-3,60
HONG KONG	61.180	57.120	-6,63	610.732	447.149	-26,78
KOREA, REPUBLIC OF	1.254.322	572.984	-54,32	4.445.873	5.563.030	25,13
TAIWAN	71.652	45.167	-36,96	544.709	458.240	-15,87
CHINA	506.368	276.704	-45,36	4.948.885	2.246.872	-54,60
PAPUA NEW GUINEA	4	455	11.264,00	23	58.457	253.508,59
THAILAND	215.950	195.335	-9,55	3.554.084	4.495.226	26,48
SINGAPORE	35.089	17.070	-51,35	540.825	411.503	-23,91
PHILIPPINES	69.365	73.227	5,57	1.133.650	1.431.418	26,27
MALAYSIA	132.165	223.191	68,87	744.049	2.003.969	169,33
MYANMAR	27.404	178.645	551,90	638.201	1.192.840	86,91
CAMBODIA	37.976	38.365	1,02	327.102	405.885	24,09
BRUNEI DARUSSALAM	8.078	14.836	83,66	63.101	71.086	12,66
NEPAL	2.183	978	-55,21	183.130	88.681	-51,57
VIET NAM	271.602	241.431	-11,11	4.333.235	4.328.009	-0,12
MALDIVES	13.146	8.035	-38,87	91.427	52.101	-43,01
INDIA	63.064	65.499	3,86	20.249.193	21.401.826	5,69
PAKISTAN	159.322	980.737	515,57	7.656.392	4.060.706	-46,96
BANGLADESH	21.904	12.855	-41,31	629.224	638.044	1,40
SRI LANKA	16.328	7.639	-53,22	280.589	266.299	-5,09
AFGHANISTAN	7.281	10.069	38,30	1.962.090	1.640.900	-16,37
IRAQ	149.351	114.034	-23,65	825.140	709.030	-14,07
IRAN (ISLAMIC REPUBLIC OF)	5.895	27.265	362,54	261.855	343.766	31,28
SAUDI ARABIA	104.545	136.768	30,82	856.212	1.760.676	105,64
ISRAEL	-	3.750	-	-	15.328	-
KUWAIT	42.059	23.556	-43,99	361.209	261.000	-27,74
JORDAN	10.879	13.164	21,01	84.869	104.338	22,94
PALESTINA	3.978	4.558	14,60	32.083	31.588	-1,54
YEMEN	6.114	7.005	14,57	33.093	438.490	1.225,02
OMAN	2.502	3.583	43,23	87.797	194.514	121,55
TURKEY	21.600	37.408	73,19	202.848	551.725	171,99
UNITED ARAB EMIRATES	21.654	19.459	-10,14	142.758	215.749	51,13
QATAR	13.621	23.850	75,09	115.036	178.743	55,38
BAHRAIN	5.034	1.880	-62,66	55.705	31.081	-44,21
EGYPT	7.525	9.016	19,81	1.461.098	1.518.938	3,96
LIBYAN ARAB JAMAHIRIYA	1.245	-	-100,00	9.354	-	-100,00
SUDAN	13.592	7.089	-47,85	68.368	292.330	327,58
ETHIOPIA	1	6.919	691.796,00	1	1.378.976	106.074.976,92
MADAGASCAR	70	5.575	7.864,04	1.650	424.755	25.642,73
SOMALIA	-	2.931	-	-	16.977	-
KENYA	2.901	7.479	157,78	59.808	471.609	688,54
MOZAMBIQUE	-	1.503	-	-	298.188	-
BOTSWANA	-	178	-	-	19.800	-
TOGO	-	749	-	-	148.200	-
LIBERIA	1.066	1.773	66,30	313.625	156.104	-50,23
GUINEA	-	656	-	-	57.330	-
CONGO	1.266	800	-36,78	374.420	77.414	-79,32
CAMEROON	-	5.389	-	-	1.333.308	-
NIGERIA	62.038	59.316	-4,39	7.126.124	10.058.160	41,14
SIERRA LEONE	3.075	148	-95,19	592.980	9.000	-98,48
COTE D'IVOIRE	-	1.757	-	-	344.825	-
SENEGAL	21	1.147	5.479,37	411	227.825	55.313,54
MAURITANIA	-	12.957	-	-	137.391	-
MALI	582	4.009	588,80	4.418	356.720	7.974,24
BENIN	1.981	1.119	-43,54	582.136	67.995	-88,32
GUINEA BISSAU	-	297	-	-	58.988	-
GAMBIA	93	-	-100,00	5.625	-	-100,00
SEYCHELLES	3	11	249,69	363	858	136,36
UGANDA	1.173	5.491	368,35	19.880	866.186	4.257,07
CENTRAL AFRICAN REPUBLIC	-	2.466	-	-	338.890	-
NIGER	3.333	6.291	88,76	982.370	1.561.301	58,93
CHAD	-	5.648	-	-	980.395	-
DJIBOUTI	-	391	-	-	49.205	-
SWAZILAND	32	3.077	9.614,78	3.548	359.625	10.037,42
SOUTH AFRICA	11.732	31.690	170,11	890.076	790.753	-11,16
DEMOCRATIC REP. OF THE CONGO	-	5.770	-	-	1.152.125	-
AUSTRALIA	4.446	12.917	190,54	222.746	482.553	116,64
NEW ZEALAND	26.768	5.483	-79,52	745.852	135.062	-81,89
SAINT VINCENT AND THE GRENADINES	2	7	344,79	182	809	345,45
FIJI	-	21	-	-	2.393	-
EAST TIMOR	10.967	12.501	13,99	73.629	73.401	-0,31
UNITED STATES	627.718	328.238	-47,71	1.872.196	1.281.027	-31,58

https://www.bps.go.id

TABEL 6. PERKEMBANGAN EKSPOR INDONESIA MENURUT KOMODITI DAN NEGARA TUJUAN
JANUARI - JUNI 2021 DAN 2022

KOMODITI / NEGARA TUJUAN	BERAT BERSIH (KG)		PERUB	NILAI FOB (US $)		PERUB
	JAN-JUN 2021	JAN-JUN 2022	%	JAN-JUN 2021	JAN-JUN 2022	%
(1)	(2)	(3)	(4)	(5)	(6)	(7)
CANADA	-	5.000	-	-	76.849	-
MEXICO	-	80	-	-	3.282	-
GUATEMALA	-	616	-	-	142.410	-
HONDURAS	275	356	29,72	33.002	43.515	31,85
PANAMA	174	-	-100,00	21.750	-	-100,00
SURINAME	3	8	155,63	347	2.505	622,94
ARGENTINA	155	600	285,88	32.638	68.400	109,57
BRAZIL	34.929	15.750	-54,91	2.243.176	192.693	-91,41
BOLIVIA	-	199	-	-	47.000	-
URUGUAY	2	-	-100,00	99	-	-100,00
ECUADOR	-	265	-	-	62.040	-
PERU	4	22	396,62	495	2.475	400,00
TRINIDAD AND TOBAGO	-	44	-	-	5.800	-
BAHAMAS	3	-	-100,00	1.015	-	-100,00
ANTIGUA AND BARBUDA	3	-	-100,00	725	-	-100,00
GRENADA	5	-	-100,00	653	-	-100,00
NETHERLANDS ANTILLES	3	1	-80,07	330	198	-40,00
SAINT LUCIA	-	1	-	-	165	-
TURKS AND CAICOS ISLANDS	1	0	-59,46	83	33	-60,00
SAINT KITTS AND NEVIS	14	-	-100,00	2.465	-	-100,00
VIRGIN ISLANDS (BRITISH)	3	-	-100,00	407	-	-100,00
UNITED KINGDOM	10.621	16	-99,85	96.174	50	-99,95
NETHERLANDS	94.612	7.783	-91,77	2.229.915	825.045	-63,00
FRANCE	3.018	4.605	52,57	23.999	55.045	129,36
GERMANY, FED. REP. OF	113.948	153.833	35,00	1.088.944	2.205.476	102,53
BELGIUM	5.303	1.912	-63,95	492.324	48.269	-90,20
SWITZERLAND	1	80	7.900,00	240	20.046	8.256,51
IRELAND	6.335	2.225	-64,88	704.239	253.650	-63,98
ITALY	-	67	-	-	13.146	-
SPAIN	11.570	9.000	-22,21	99.637	98.550	-1,09
PORTUGAL	5	-	-100,00	156	-	-100,00
HUNGARY	-	1.700	-	-	16.524	-
KYRGYZSTAN	297	-	-100,00	35.310	-	-100,00
TAJIKISTAN	1.509	-	-100,00	446.795	-	-100,00
TURKMENISTAN	296	296	0,00	33.000	33.000	0,00
UZBEKISTAN	-	234	-	-	10.659	-
SIMPLISIA (BAHAN OBAT TRADISIONAL)	**408.726**	**268.795**	**-34,24**	**596.294**	**613.399**	**2,87**
JAPAN	40	-	-100,00	995	-	-100,00
KOREA, REPUBLIC OF	-	318	-	-	5.090	-
TAIWAN	301.793	219.021	-27,43	397.572	323.592	-18,61
CHINA	1	16.639	3.327.780,00	10	197.473	1.890.496,65
SINGAPORE	111	436	293,13	3.046	7.780	155,44
MALAYSIA	200	-	-100,00	4.150	-	-100,00
MYANMAR	-	125	-	-	1.125	-
VIET NAM	105.100	32.100	-69,46	169.231	70.595	-58,28
INDIA	500	-	-100,00	7.000	-	-100,00
UNITED STATES	1	-	-100,00	51	-	-100,00
FRANCE	980	-	-100,00	14.239	-	-100,00
SWITZERLAND	-	1	-	-	14	-
RUSSIA FEDERATION	-	155	-	-	7.730	-
PRODUK OBAT TRADISIONAL	**101.754**	**76.802**	**-24,52**	**1.395.591**	**1.406.673**	**0,79**
HONG KONG	5.509	2.003	-63,64	74.798	4.207	-94,38
KOREA, REPUBLIC OF	475	-	-100,00	15.943	-	-100,00
TAIWAN	51.640	29.618	-42,65	595.040	530.320	-10,88
CHINA	90	47	-48,16	3.469	1.011	-70,85
SINGAPORE	10.140	7.492	-26,11	266.630	195.525	-26,67
PHILIPPINES	321	27	-91,44	5.412	992	-81,67
MALAYSIA	13.648	9.966	-26,98	229.065	417.407	82,22
MYANMAR	-	1.700	-	-	13.933	-
CAMBODIA	455	7.175	1.477,86	50.310	126.289	151,02
BRUNEI DARUSSALAM	352	4.586	1.202,72	2.593	7.056	172,15
PAKISTAN	-	380	-	-	2.000	-
IRAQ	330	-	-100,00	29.000	-	-100,00
OMAN	635	-	-100,00	7.920	-	-100,00
UNITED ARAB EMIRATES	7.524	7.257	-3,55	106.892	20.521	-80,80
TOGO	8.928	629	-92,95	5.320	679	-87,24
NIGERIA	1.473	5.132	248,38	923	29.561	3.103,78
SOUTH AFRICA	-	68	-	-	50.224	-
AUSTRALIA	40	270	575,55	1.583	3.826	141,77
NEW ZEALAND	192	95	-50,36	658	504	-23,41
EAST TIMOR	1	352	70.284,00	16	2.527	15.371,52
UNITED STATES	-	1	-	-	32	-
UNITED KINGDOM	-	5	-	-	60	-
FRANCE	2	-	-100,00	21	-	-100,00
KARET ASAP	**27.434.573**	**25.431.857**	**-7,30**	**62.015.830**	**51.360.985**	**-17,18**
JAPAN	4.105.050	5.430.636	32,29	9.232.229	11.073.339	19,94
HONG KONG	2.520	80.640	3.100,00	6.754	159.466	2.261,19
CHINA	3.345.274	2.148.685	-35,77	7.231.616	4.281.531	-40,79
SINGAPORE	99	13	-87,12	118	16	-86,38
PHILIPPINES	20.160	40.320	100,00	46.670	84.470	80,99

https://www.bps.go.id

TABEL 6. PERKEMBANGAN EKSPOR INDONESIA MENURUT KOMODITI DAN NEGARA TUJUAN
JANUARI - JUNI 2021 DAN 2022

KOMODITI / NEGARA TUJUAN	BERAT BERSIH (KG)		PERUB	NILAI FOB (US $)		PERUB
	JAN-JUN 2021	JAN-JUN 2022	%	JAN-JUN 2021	JAN-JUN 2022	%
(1)	(2)	(3)	(4)	(5)	(6)	(7)
INDIA	2.819.124	2.544.354	-9,75	5.958.969	4.985.474	-16,34
PAKISTAN	36.612	-	-100,00	77.434	-	-100,00
TURKEY	74.400	59.520	-20,00	169.872	118.790	-30,07
SOUTH AFRICA	20.160	20.160	0,00	54.230	39.614	-26,95
UNITED STATES	6.068.100	6.573.360	8,33	14.058.318	13.330.784	-5,18
CANADA	1.615.320	970.380	-39,93	3.768.494	1.944.313	-48,41
MEXICO	80.640	60.480	-25,00	192.730	133.862	-30,54
ARGENTINA	20.160	40.320	100,00	39.514	82.656	109,18
BRAZIL	96.960	18.306	-81,12	234.850	36.887	-84,29
PERU	-	20.160	-	-	39.312	-
COSTA RICA	18.000	19.200	6,67	44.460	41.664	-6,29
UNITED KINGDOM	20.160	40.320	100,00	46.368	82.958	78,91
NETHERLANDS	1.504.566	691.560	-54,04	3.409.522	1.401.182	-58,90
FRANCE	1.301.760	1.321.740	1,53	3.044.186	2.673.754	-12,17
GERMANY, FED. REP. OF	693.280	889.600	28,32	1.715.988	1.864.712	8,67
BELGIUM	20.160	20.160	0,00	50.803	40.723	-19,84
ITALY	894.960	2.196.720	145,45	2.017.606	4.437.039	119,92
SPAIN	2.705.220	1.240.740	-54,14	6.197.008	2.467.974	-60,17
HUNGARY	219.672	91.530	-58,33	467.901	187.637	-59,90
POLAND	120.960	161.280	33,33	306.432	336.269	9,74
BELARUS	18.306	-	-100,00	42.470	-	-100,00
LITHUANIA	18.306	-	-100,00	45.399	-	-100,00
LATVIA	78.786	-	-100,00	174.502	-	-100,00
SLOVENIA	1.081.842	476.850	-55,92	2.404.420	975.484	-59,43
RUSSIA FEDERATION	434.016	274.824	-36,68	976.967	541.073	-44,62
KARET REMAH (CRUMB RUBBER)	**1.194.161.427**	**1.085.065.286**	**-9,14**	**1.990.529.026**	**1.974.345.842**	**-0,81**
JAPAN	248.631.660	268.802.844	8,11	416.582.682	492.213.763	18,16
HONG KONG	-	2.399.040	-	-	4.348.326	-
KOREA, REPUBLIC OF	83.263.322	46.768.882	-43,83	137.867.155	84.818.075	-38,48
TAIWAN	13.485.440	10.422.749	-22,71	22.914.737	18.644.942	-18,63
CHINA	92.125.670	83.232.100	-9,65	154.425.585	150.905.792	-2,28
SINGAPORE	201.634	166	-99,92	302.298	292	-99,90
PHILIPPINES	2.923.200	1.411.200	-51,72	4.900.372	2.589.836	-47,15
MALAYSIA	2.600.640	80.751	-96,89	4.209.506	149.457	-96,45
VIET NAM	2.574.180	2.803.540	8,91	4.326.746	5.130.193	18,57
INDIA	101.126.340	53.711.281	-46,89	169.066.668	97.381.454	-42,40
PAKISTAN	5.826.240	4.737.600	-18,69	9.992.291	8.574.704	-14,19
SRI LANKA	12.222.000	10.422.720	-14,72	20.594.236	18.882.979	-8,31
IRAN (ISLAMIC REPUBLIC OF)	80.640	-	-100,00	119.347	-	-100,00
ISRAEL	2.076.480	201.600	-90,29	3.482.151	353.572	-89,85
TURKEY	39.044.320	39.078.620	0,09	65.272.797	70.750.118	8,39
UNITED ARAB EMIRATES	564.480	504.000	-10,71	952.853	897.120	-5,85
EGYPT	3.237.920	2.736.020	-15,50	5.416.582	4.863.726	-10,21
ALGERIA	201.600	302.400	50,00	331.632	558.037	68,27
SOUTH AFRICA	12.922.560	11.269.440	-12,79	21.515.442	20.409.679	-5,14
AUSTRALIA	1.673.280	1.612.800	-3,61	2.910.059	2.907.311	-0,09
UNITED STATES	256.391.901	242.484.512	-5,42	426.348.156	441.164.034	3,48
CANADA	36.482.180	37.343.320	2,36	60.378.826	67.633.718	12,02
MEXICO	19.706.820	24.570.420	24,68	32.972.021	44.357.583	34,53
CHILE	1.391.040	1.673.280	20,29	2.234.157	3.061.965	37,05
ARGENTINA	13.021.680	14.289.660	9,74	21.919.626	25.891.297	18,12
BRAZIL	37.043.160	33.538.400	-9,46	61.435.769	61.819.566	0,62
COLOMBIA	3.386.880	3.911.040	15,48	5.634.870	7.064.828	25,38
ECUADOR	1.028.160	1.108.800	7,84	1.636.221	2.038.670	24,60
PERU	1.834.560	2.056.320	12,09	3.082.491	3.731.185	21,04
COSTA RICA	221.760	907.200	309,09	393.725	1.639.814	316,49
UNITED KINGDOM	1.846.320	2.946.000	59,56	3.069.154	5.268.065	71,65
NETHERLANDS	9.240.840	8.676.780	-6,10	15.112.562	15.669.080	3,68
FRANCE	15.155.280	5.506.200	-63,67	24.939.858	10.029.429	-59,79
GERMANY, FED. REP. OF	20.241.900	18.345.600	-9,37	33.392.429	33.027.700	-1,09
BELGIUM	24.629.220	32.603.760	32,38	40.602.617	59.108.612	45,58
LUXEMBOURG	10.180.800	14.127.120	38,76	16.725.708	25.646.254	53,33
FINLAND	10.019.520	10.281.600	2,62	16.413.400	18.685.095	13,84
ITALY	6.941.760	5.958.120	-14,17	12.063.225	10.932.309	-9,37
SPAIN	8.230.320	5.564.160	-32,39	13.514.945	10.111.678	-25,18
PORTUGAL	2.338.560	383.040	-83,62	3.596.171	704.465	-80,41
GREECE	302.400	927.360	206,67	662.800	1.860.869	180,76
HUNGARY	6.156.360	2.318.400	-62,34	10.312.946	4.232.443	-58,96
POLAND	14.966.280	14.762.160	-1,36	24.566.375	26.832.835	9,23
ROMANIA	16.852.920	15.071.700	-10,57	27.848.206	27.176.536	-2,41
BULGARIA	1.859.760	3.026.520	62,74	3.065.930	5.538.604	80,65
LATVIA	6.773.760	5.281.920	-22,02	11.294.397	9.649.782	-14,56
SLOVAKIA	-	282.240	-	-	515.386	-
SLOVENIA	14.847.840	26.611.200	79,23	24.876.920	48.358.010	94,39
CZECH REPUBLIC	2.910.600	504.000	-82,68	4.814.191	916.173	-80,97
RUSSIA FEDERATION	24.366.720	9.405.900	-61,40	40.723.561	17.115.201	-57,97
SERBIA	2.520	-	-100,00	4.195	-	-100,00
MONTENEGRO	1.008.000	100.800	-90,00	1.710.435	185.281	-89,17
KARET REMILLING	**4.358**	**200**	**-95,41**	**150.446**	**2.534**	**-98,32**
JAPAN	3.666	-	-100,00	122.146	-	-100,00
KOREA, REPUBLIC OF	690	-	-100,00	28.274	-	-100,00

https://www.bps.go.id

TABEL 6. PERKEMBANGAN EKSPOR INDONESIA MENURUT KOMODITI DAN NEGARA TUJUAN
JANUARI - JUNI 2021 DAN 2022

KOMODITI / NEGARA TUJUAN	BERAT BERSIH (KG)		PERUB	NILAI FOB (US $)		PERUB
	JAN-JUN 2021	JAN-JUN 2022	%	JAN-JUN 2021	JAN-JUN 2022	%
(1)	(2)	(3)	(4)	(5)	(6)	(7)
SINGAPORE	-	200	-	-	2.534	-
PHILIPPINES	2	-	-100,00	27	-	-100,00
BAN LUAR DAN BAN DALAM	**255.997.017**	**253.777.179**	**-0,87**	**850.633.299**	**970.838.213**	**14,13**
JAPAN	12.708.267	12.929.314	1,74	42.665.889	43.335.393	1,57
HONG KONG	464.561	390.009	-16,05	2.162.227	2.048.458	-5,26
KOREA, REPUBLIC OF	2.074.511	1.646.546	-20,63	7.510.982	6.449.802	-14,13
TAIWAN	1.407.978	1.445.472	2,66	5.690.017	6.376.380	12,06
CHINA	548.261	939.267	71,32	2.670.144	3.815.292	42,89
MONGOLIA	64.436	33.316	-48,30	197.052	100.430	-49,03
PAPUA NEW GUINEA	337.050	803.062	138,26	1.037.566	2.687.841	159,05
THAILAND	4.194.855	4.035.619	-3,80	13.644.043	15.127.779	10,87
SINGAPORE	733.241	569.940	-22,27	2.234.025	2.336.111	4,57
PHILIPPINES	12.028.949	10.050.667	-16,45	39.097.825	37.284.010	-4,64
MALAYSIA	9.356.221	11.570.638	23,67	30.773.033	42.320.733	37,53
MYANMAR	846.095	100.824	-88,08	2.031.179	326.616	-83,92
CAMBODIA	120.542	540.489	348,38	405.767	3.060.239	654,19
BRUNEI DARUSSALAM	51.409	15.977	-68,92	165.594	56.149	-66,09
LAO PEOPLE'S DEM. REP.	42.341	3.547	-91,62	103.167	12.305	-88,07
NEPAL	43.762	9.841	-77,51	141.830	29.568	-79,15
VIET NAM	3.219.281	2.918.387	-9,35	12.662.532	12.174.210	-3,86
MALDIVES	26.116	28.219	8,05	65.030	83.921	29,05
INDIA	408.405	122.469	-70,01	1.334.489	515.331	-61,38
PAKISTAN	1.061.888	538.979	-49,24	3.006.841	1.673.428	-44,35
BANGLADESH	797.096	741.359	-6,99	2.457.569	2.670.195	8,65
SRI LANKA	658.457	38.387	-94,17	2.034.515	106.915	-94,74
AFGHANISTAN	63.192	117.999	86,73	163.872	347.009	111,76
IRAQ	320.019	418.672	30,83	952.792	1.519.466	59,48
IRAN (ISLAMIC REPUBLIC OF)	-	5.128	-	-	203	-
SAUDI ARABIA	4.294.892	2.330.336	-45,74	12.059.625	6.783.897	-43,75
ISRAEL	165.837	107.095	-35,42	527.696	406.089	-23,04
KUWAIT	156.971	251.707	60,35	519.250	880.101	69,49
JORDAN	278.459	203.750	-26,83	849.654	704.080	-17,13
LEBANON	90.825	79.046	-12,97	254.245	262.715	3,33
YEMEN	1.886.847	890.841	-52,79	5.359.949	2.951.730	-44,93
OMAN	97.961	128.477	31,15	302.251	423.773	40,21
SYRIA ARAB REPUBLIC	31.222	-	-100,00	86.550	-	-100,00
TURKEY	482.581	298.809	-38,08	1.437.243	933.167	-35,07
UNITED ARAB EMIRATES	4.036.559	2.692.866	-33,29	11.539.392	8.573.960	-25,70
QATAR	453.998	212.906	-53,10	1.631.965	733.964	-55,03
BAHRAIN	9.154	-	-100,00	37.436	-	-100,00
CYPRUS	134.412	145.297	8,10	361.761	402.554	11,28
EGYPT	3.889.743	1.436.412	-63,07	10.517.158	4.358.200	-58,56
LIBYAN ARAB JAMAHIRIYA	115.056	77.888	-32,30	313.233	220.083	-29,74
MOROCCO	1.338.799	583.934	-56,38	5.269.915	2.303.709	-56,29
TUNISIA	9.355	76.152	714,02	24.671	244.519	891,13
ALGERIA	52.809	7.441	-85,91	163.910	23.322	-85,77
SUDAN	42.318	47.017	11,10	123.439	190.105	54,01
NAMIBIA	5.457	-	-100,00	17.564	-	-100,00
TANZANIA, UNITED REP. OF	16.208	28.715	77,17	43.575	67.490	54,88
KENYA	254.771	161.351	-36,67	759.433	511.272	-32,68
REUNION	36.098	-	-100,00	101.209	-	-100,00
TOGO	16.466	55.898	239,47	35.592	187.628	427,16
GHANA	471.429	249.943	-46,98	1.436.998	813.030	-43,42
GUINEA	8	-	-100,00	25	-	-100,00
ANGOLA	19.049	-	-100,00	77.943	-	-100,00
NIGERIA	205.346	220.157	7,21	644.080	765.986	18,93
COTE D'IVOIRE	12.825	27.385	113,53	38.977	85.178	118,53
SENEGAL	4.632	6.474	39,77	17.376	22.243	28,01
MAURITANIA	7.986	-	-100,00	24.497	-	-100,00
MALI	4.789	-	-100,00	15.255	-	-100,00
UGANDA	19.477	23.011	18,15	65.893	81.275	23,34
CENTRAL AFRICAN REPUBLIC	-	8.045	-	-	68.550	-
SWAZILAND	-	9.133	-	-	28.103	-
SOUTH AFRICA	593.680	1.219.497	105,41	1.719.185	3.980.184	131,52
ZAMBIA	17.078	10.703	-37,33	50.817	21.415	-57,86
MALAWI	84.613	143.256	69,31	255.567	488.654	91,20
MAURITIUS	77.013	60.098	-21,96	212.521	175.559	-17,39
AUSTRALIA	8.896.835	7.704.341	-13,40	30.641.623	28.161.688	-8,09
NEW ZEALAND	2.219.529	2.021.424	-8,93	7.626.519	7.084.655	-7,11
GUAM	7.455	-	-100,00	26.814	-	-100,00
NEW CALEDONIA	48.372	37.607	-22,25	163.136	130.267	-20,15
VANUATU	3.402	3.429	0,81	10.846	10.858	0,11
FIJI	45.027	47.593	5,70	140.637	153.061	8,83
SAMOA	3.494	7.153	104,74	11.506	22.241	93,31
SOLOMON ISLANDS	8.555	7.862	-8,11	27.020	24.111	-10,77
EAST TIMOR	593.168	643.499	8,49	1.141.555	1.620.988	42,00
UNITED STATES	121.075.610	131.537.214	8,64	387.327.768	509.463.863	31,53
CANADA	5.251.216	5.292.321	0,78	21.366.608	22.170.380	3,76
MEXICO	4.515.092	5.319.456	17,82	15.083.139	22.624.174	50,00
GUATEMALA	285.997	182.735	-36,11	791.995	586.553	-25,94
HONDURAS	179.880	254.074	41,25	641.937	1.072.385	67,05
NICARAGUA	27.407	27.261	-0,53	82.419	88.982	7,96

https://www.bps.go.id

TABEL 6. PERKEMBANGAN EKSPOR INDONESIA MENURUT KOMODITI DAN NEGARA TUJUAN
JANUARI - JUNI 2021 DAN 2022

KOMODITI / NEGARA TUJUAN	BERAT BERSIH (KG)		PERUB	NILAI FOB (US $)		PERUB
	JAN-JUN 2021	JAN-JUN 2022	%	JAN-JUN 2021	JAN-JUN 2022	%
(1)	(2)	(3)	(4)	(5)	(6)	(7)
PANAMA	1.036.007	547.361	-47,17	3.423.866	2.029.739	-40,72
CUBA	-	25.900	-	-	86.185	-
SURINAME	-	8.533	-	-	35.975	-
CHILE	624.680	316.442	-49,34	2.004.267	1.158.088	-42,22
ARGENTINA	112.760	259.746	130,35	383.969	870.355	126,67
BRAZIL	4.858.595	3.069.610	-36,82	13.331.541	9.310.787	-30,16
COLOMBIA	1.450.295	925.523	-36,18	4.627.734	3.378.849	-26,99
BOLIVIA	130.247	37.044	-71,56	333.044	114.529	-65,61
URUGUAY	34.604	84.798	145,05	119.837	268.570	124,11
PARAGUAY	86.514	20.371	-76,45	296.080	61.441	-79,25
ECUADOR	98.040	86.319	-11,96	301.638	290.381	-3,73
PERU	210.925	163.048	-22,70	733.659	592.590	-19,23
TRINIDAD AND TOBAGO	11.780	-	-100,00	36.839	-	-100,00
PUERTO RICO	975.534	508.898	-47,83	3.037.256	1.603.843	-47,19
BELIZE	66.291	66.787	0,75	187.056	211.279	12,95
DOMINICAN REPUBLIC	94.096	188.106	99,91	345.739	681.697	97,17
EL SALVADOR	140.440	55.624	-60,39	366.770	186.771	-49,08
COSTA RICA	100.614	203.085	101,85	292.943	706.656	141,23
HAITI	10.405	-	-100,00	30.010	-	-100,00
FRENCH POLYNESIA	3.283	1.087	-66,90	20.972	7.029	-66,49
GUADELOUPE	-	14.759	-	-	41.532	-
UNITED KINGDOM	3.157.630	4.129.005	30,76	10.778.714	14.471.102	34,26
NETHERLANDS	5.893.884	4.639.168	-21,29	33.130.561	28.126.723	-15,10
FRANCE	1.333.012	1.589.859	19,27	4.771.426	6.027.941	26,33
GERMANY, FED. REP. OF	4.757.644	5.845.894	22,87	24.304.863	30.457.042	25,31
AUSTRIA	8.290	8	-99,90	31.875	41	-99,87
BELGIUM	564.466	448.228	-20,59	1.739.036	1.530.088	-12,02
SWITZERLAND	68.421	46.121	-32,59	293.399	229.679	-21,72
LUXEMBOURG	-	207	-	-	629	-
DENMARK	194.031	130.809	-32,58	621.535	467.918	-24,72
NORWAY	59.484	-	-100,00	217.196	-	-100,00
SWEDEN	750.967	596.662	-20,55	2.366.947	1.924.725	-18,68
FINLAND	339.459	336.215	-0,96	1.174.091	1.193.932	1,69
IRELAND	39.144	90.613	131,49	157.191	282.138	79,49
ITALY	2.931.999	4.407.767	50,33	10.358.206	16.263.003	57,01
SPAIN	1.123.509	1.045.293	-6,96	3.778.364	3.982.026	5,39
PORTUGAL	195.181	176.042	-9,81	574.725	801.259	39,42
ICELAND	15.524	44.829	188,78	51.193	176.838	245,43
GREECE	472.559	575.200	21,72	1.729.801	2.119.382	22,52
HUNGARY	99.468	29.389	-70,45	303.081	76.054	-74,91
POLAND	2.681.177	1.870.825	-30,22	7.704.996	5.701.854	-26,00
ROMANIA	4.621.386	4.308.406	-6,77	14.089.697	13.379.285	-5,04
BULGARIA	74.677	153.370	105,38	389.678	959.076	146,12
ARMENIA	-	1.639	-	-	9.383	-
BELARUS	48.328	-	-100,00	141.488	-	-100,00
KAZAKHSTAN	10.191	-	-100,00	28.821	-	-100,00
MOLDOVA, REPUBLIC OF	8.907	-	-100,00	28.846	-	-100,00
UKRAINE	419.240	58.460	-86,06	1.324.129	204.265	-84,57
LITHUANIA	19.632	13.156	-32,99	77.330	50.401	-34,82
LATVIA	434.973	729.856	67,79	1.234.695	2.148.258	73,99
ESTONIA	7.907	-	-100,00	30.713	-	-100,00
GEORGIA	10.032	-	-100,00	31.350	-	-100,00
CROATIA	213.306	207.545	-2,70	503.369	537.445	6,77
MALTA	8.938	-	-100,00	27.725	-	-100,00
SLOVAKIA	-	9.521	-	-	21.188	-
SLOVENIA	186.986	304.652	62,93	535.263	973.041	81,79
CZECH REPUBLIC	43.861	72.647	65,63	166.938	262.854	57,46
RUSSIA FEDERATION	964.591	439.015	-54,49	2.766.700	1.459.823	-47,24
SERBIA	27.214	-	-100,00	72.465	-	-100,00
MONTENEGRO	13.195	-	-100,00	36.319	-	-100,00
BARANG PLASTIK LEMBARAN	**165.537.331**	**171.415.086**	**3,55**	**427.987.959**	**476.881.138**	**11,42**
JAPAN	38.562.168	44.891.116	16,41	106.846.026	127.709.956	19,53
HONG KONG	181.202	307.027	69,44	567.789	806.860	42,11
KOREA, REPUBLIC OF	12.390.424	12.658.814	2,17	26.094.275	28.292.588	8,42
TAIWAN	2.925.350	2.986.362	2,09	5.944.469	6.670.926	12,22
CHINA	5.949.695	4.058.879	-31,78	13.889.187	11.189.144	-19,44
PAPUA NEW GUINEA	9.616	4.809	-49,99	19.811	14.327	-27,68
THAILAND	10.172.365	7.960.642	-21,74	26.617.889	23.081.635	-13,29
SINGAPORE	2.358.431	1.843.288	-21,84	7.233.502	6.315.674	-12,69
PHILIPPINES	10.326.371	10.697.014	3,59	25.222.097	28.725.840	13,89
MALAYSIA	6.768.548	5.787.192	-14,50	18.211.090	18.629.755	2,30
MYANMAR	352.265	233.702	-33,66	584.544	799.820	36,83
CAMBODIA	20.292	39.819	96,23	62.208	104.795	68,46
BRUNEI DARUSSALAM	1.259	922	-26,74	1.450	1.143	-21,21
NEPAL	52.153	-	-100,00	193.864	-	-100,00
VIET NAM	8.499.187	9.342.948	9,93	21.322.341	24.287.761	13,91
MALDIVES	8.600	3.345	-61,10	51.317	21.344	-58,41
INDIA	4.031.186	7.952.119	97,27	11.051.528	17.921.237	62,16
PAKISTAN	289.535	264.785	-8,55	1.074.778	1.162.310	8,14
BANGLADESH	2.969.313	3.705.773	24,80	5.878.974	7.496.724	27,52
SRI LANKA	1.699.282	1.252.815	-26,27	3.570.423	2.747.706	-23,04
IRAN (ISLAMIC REPUBLIC OF)	55.118	91.403	65,83	107.957	205.656	90,50

https://www.bps.go.id

TABEL 6. PERKEMBANGAN EKSPOR INDONESIA MENURUT KOMODITI DAN NEGARA TUJUAN
JANUARI - JUNI 2021 DAN 2022

KOMODITI / NEGARA TUJUAN	BERAT BERSIH (KG)		PERUB	NILAI FOB (US $)		PERUB
	JAN-JUN 2021	JAN-JUN 2022	%	JAN-JUN 2021	JAN-JUN 2022	%
(1)	(2)	(3)	(4)	(5)	(6)	(7)
SAUDI ARABIA	4.389.996	4.518.939	2,94	12.479.890	14.742.655	18,13
ISRAEL	180.035	175.997	-2,24	489.212	558.868	14,24
KUWAIT	93.092	88.042	-5,43	266.513	270.986	1,68
JORDAN	494	111.435	22.461,32	1.533	314.774	20.429,34
LEBANON	96.638	109.656	13,47	203.260	335.638	65,13
YEMEN	-	5	-	-	20	-
OMAN	123.294	100.107	-18,81	355.622	311.675	-12,36
SYRIA ARAB REPUBLIC	387.322	236.650	-38,90	1.161.388	823.165	-29,12
TURKEY	1.017.946	1.436.648	41,13	2.575.168	3.874.906	50,47
UNITED ARAB EMIRATES	1.791.778	1.892.982	5,65	4.894.329	5.450.867	11,37
QATAR	290.177	217.534	-25,03	715.294	665.881	-6,91
BAHRAIN	11.327	11.193	-1,19	33.497	32.741	-2,26
CYPRUS	281	-	-100,00	2.472	-	-100,00
EGYPT	644.863	871.191	35,10	1.822.353	2.555.710	40,24
LIBYAN ARAB JAMAHIRIYA	-	2.425	-	-	8.079	-
MOROCCO	281.795	240.873	-14,52	765.229	753.370	-1,55
TUNISIA	31.154	-	-100,00	85.209	-	-100,00
ALGERIA	10.384	135.223	1.202,24	35.063	116.390	231,95
SUDAN	194.238	461.131	137,41	606.262	1.653.487	172,73
NAMIBIA	-	11.475	-	-	153.000	-
ETHIOPIA	72.201	24.801	-65,65	194.987	82.261	-57,81
TANZANIA, UNITED REP. OF	497.848	308.000	-38,13	1.263.731	821.188	-35,02
MADAGASCAR	8.833	7.967	-9,80	5.895	25.434	331,45
KENYA	410.847	325.224	-20,84	1.156.971	947.708	-18,09
REUNION	1	7	629,17	13	49	265,54
BOTSWANA	7.661	9.864	28,76	21.293	29.139	36,85
GHANA	95.189	41.845	-56,04	399.024	140.532	-64,78
LIBERIA	224	490	118,75	904	1.960	116,81
ANGOLA	41.396	49.680	20,01	130.726	127.157	-2,73
CONGO	6.068	308	-94,92	1.752	1.243	-29,03
CAMEROON	49.571	83.611	68,67	115.721	292.387	152,67
NIGERIA	1.282.202	1.701.692	32,72	3.135.268	3.669.555	17,04
COTE D'IVOIRE	95.930	-	-100,00	218.444	-	-100,00
SENEGAL	62.872	209.256	232,83	130.332	370.309	184,13
MAURITANIA	-	22.161	-	-	31.876	-
MALI	2.240	9.352	317,50	9.040	27.925	208,91
BENIN	11.922	24.786	107,90	37.442	79.448	112,19
SEYCHELLES	2	200	9.900,00	365	6.520	1.688,16
UGANDA	45.092	11.290	-74,96	122.106	32.234	-73,60
DJIBOUTI	482	1.393	188,97	3.564	11.269	216,18
SOUTH AFRICA	1.776.441	3.093.612	74,15	4.404.330	7.357.385	67,05
ZIMBABWE	23.098	25.955	12,37	63.837	80.200	25,63
BURUNDI	11.347	45.820	303,83	30.222	130.643	332,28
MAURITIUS	62.259	2.118	-96,60	134.656	8.793	-93,47
DEMOCRATIC REP. OF THE CONGO	34.102	79.485	133,08	94.853	239.892	152,91
AUSTRALIA	8.814.890	9.175.479	4,09	24.246.786	27.049.969	11,56
NEW ZEALAND	1.817.788	1.623.162	-10,71	4.726.974	4.783.551	1,20
FIJI	9.165	-	-100,00	19.627	-	-100,00
SOLOMON ISLANDS	-	162	-	-	840	-
TOKELAU	8.029	-	-100,00	24.654	-	-100,00
EAST TIMOR	14.516	107.623	641,38	20.468	199.122	872,84
UNITED STATES	18.046.379	15.981.085	-11,44	46.846.359	47.215.875	0,79
CANADA	750.993	459.983	-38,75	2.322.957	1.506.566	-35,14
MEXICO	442.877	2.056.706	364,40	1.112.604	5.723.249	414,40
GUATEMALA	241.822	163.414	-32,42	667.745	473.549	-29,08
HONDURAS	84.264	-	-100,00	243.344	-	-100,00
PANAMA	0	1	7.500,00	5	36	579,62
CHILE	97.087	420.014	332,62	297.503	1.111.354	273,56
ARGENTINA	64.688	76.503	18,26	127.092	985.148	675,14
BRAZIL	550.960	1.564.651	183,99	1.654.834	4.600.686	178,01
COLOMBIA	7.549	134.638	1.683,45	22.270	385.665	1.631,74
PARAGUAY	204.597	122.065	-40,34	494.486	302.768	-38,77
ECUADOR	11.860	49.423	316,71	29.668	136.139	358,88
PERU	390.153	576.264	47,70	784.547	1.488.449	89,72
TRINIDAD AND TOBAGO	-	0	-	-	20	-
PUERTO RICO	54.234	18.149	-66,54	214.604	67.875	-68,37
DOMINICAN REPUBLIC	3.089	21.277	588,70	7.913	82.465	942,20
COSTA RICA	13.212	3.656	-72,33	164.323	59.158	-64,00
FRENCH POLYNESIA	48	-	-100,00	418	-	-100,00
NETHERLANDS ANTILLES	294	-	-100,00	3.131	-	-100,00
GUADELOUPE	2.539	-	-100,00	10.723	-	-100,00
UNITED KINGDOM	2.583.986	1.183.371	-54,20	6.292.151	3.733.452	-40,66
NETHERLANDS	627.655	387.981	-38,19	2.141.634	1.563.704	-26,99
FRANCE	142.400	154.481	8,48	415.925	659.662	58,60
GERMANY, FED. REP. OF	883.084	1.411.439	59,83	2.829.365	5.093.005	80,01
AUSTRIA	157	1	-99,48	1.431	0	-99,98
BELGIUM	2.036.028	295.244	-85,50	3.029.841	1.061.347	-64,97
SWITZERLAND	51.422	28.341	-44,88	328.147	199.565	-39,18
DENMARK	47.669	29.110	-38,93	133.399	118.353	-11,28
NORWAY	197.448	425.895	115,70	447.127	879.124	96,62
SWEDEN	184.367	4.269	-97,68	278.000	43.809	-84,24
FINLAND	80.517	35.337	-56,11	225.048	110.253	-51,01
IRELAND	372.940	203.858	-45,34	739.178	436.969	-40,88

https://www.bps.go.id

TABEL 6. PERKEMBANGAN EKSPOR INDONESIA MENURUT KOMODITI DAN NEGARA TUJUAN
JANUARI - JUNI 2021 DAN 2022

KOMODITI / NEGARA TUJUAN	BERAT BERSIH (KG)		PERUB	NILAI FOB (US $)		PERUB
	JAN-JUN 2021	JAN-JUN 2022	%	JAN-JUN 2021	JAN-JUN 2022	%
(1)	(2)	(3)	(4)	(5)	(6)	(7)
ITALY	1.519.664	1.162.052	-23,53	3.852.208	3.339.154	-13,32
SPAIN	419.589	384.210	-8,43	1.105.914	1.103.358	-0,23
PORTUGAL	224.016	324.302	44,77	728.925	1.144.057	56,95
GREECE	257.534	215.526	-16,31	740.793	922.997	24,60
HUNGARY	42.584	22.162	-47,96	101.311	287.389	183,67
POLAND	1.841.282	1.291.243	-29,87	5.658.416	4.879.451	-13,77
ROMANIA	22.251	9	-99,96	52.106	1.200	-97,70
BULGARIA	-	11.216	-	-	34.086	-
ARMENIA	118.799	110.124	-7,30	371.461	352.756	-5,04
AZERBAIJAN	63.551	24.717	-61,11	181.727	75.361	-58,53
UKRAINE	72.614	-	-100,00	211.582	-	-100,00
ESTONIA	107	178	66,36	4.995	8.185	63,86
GEORGIA	4.072	164.470	3.938,86	9.368	370.559	3.855,53
CROATIA	21.013	-	-100,00	57.812	-	-100,00
MALTA	21	-	-100,00	2.688	-	-100,00
SLOVAKIA	64.125	33.404	-47,91	476.322	198.399	-58,35
SLOVENIA	41.663	22.300	-46,48	148.250	71.301	-51,90
CZECH REPUBLIC	44.163	22.232	-49,66	152.945	88.720	-41,99
RUSSIA FEDERATION	176.573	130.160	-26,29	513.572	609.922	18,76
BARANG DARI PLASTIK UNTUK PENGEMASAN	**68.095.905**	**72.188.982**	**6,01**	**148.990.242**	**192.344.574**	**29,10**
JAPAN	36.287.849	38.180.814	5,22	57.898.379	72.209.291	24,72
HONG KONG	150.550	111.845	-25,71	221.308	149.294	-32,54
KOREA, REPUBLIC OF	330.259	415.285	25,75	1.800.926	2.400.104	33,27
TAIWAN	1.270.664	369.063	-70,96	3.550.411	2.109.030	-40,60
CHINA	282.518	677.420	139,78	757.528	1.975.540	160,79
MONGOLIA	-	4	-	-	686	-
PAPUA NEW GUINEA	1.602.174	1.953.759	21,94	2.644.232	3.292.669	24,52
THAILAND	826.474	1.033.456	25,04	4.093.718	4.723.937	15,39
SINGAPORE	7.530.710	10.815.479	43,62	18.371.430	35.019.140	90,62
PHILIPPINES	769.053	408.319	-46,91	1.842.554	1.794.613	-2,60
MALAYSIA	909.293	892.221	-1,88	3.812.806	4.161.332	9,14
MYANMAR	37.232	79.113	112,48	179.519	497.869	177,34
CAMBODIA	60	284.522	475.467,07	2.947	41.425	1.305,59
BRUNEI DARUSSALAM	137.326	151.413	10,26	185.303	252.500	36,26
LAO PEOPLE'S DEM. REP.	30	1.147	3.724,02	387	3.545	816,15
NEPAL	229	2.034	790,08	1.350	26.451	1.858,85
VIET NAM	807.851	771.792	-4,46	2.132.453	2.983.459	39,91
MALDIVES	197.031	150.670	-23,53	346.870	329.220	-5,09
INDIA	84.148	54.912	-34,74	656.772	602.139	-8,32
PAKISTAN	51.003	44.450	-12,85	387.088	287.919	-25,62
BANGLADESH	36.719	39.530	7,66	168.252	203.186	20,76
SRI LANKA	5.455	10.367	90,05	17.835	27.678	55,19
IRAQ	783	345	-55,93	3.960	4.749	19,93
SAUDI ARABIA	45.167	187.916	316,05	135.927	877.503	545,57
ISRAEL	137.339	7	-99,99	256.845	230	-99,91
KUWAIT	161	-	-100,00	727	-	-100,00
YEMEN	94.776	132.072	39,35	203.836	298.645	46,51
OMAN	84.893	102.977	21,30	157.819	210.393	33,31
TURKEY	8.232	918	-88,85	28.857	14.271	-50,55
UNITED ARAB EMIRATES	226.714	362.220	59,77	1.989.518	2.402.957	20,78
QATAR	8.954	14.410	60,94	35.466	52.975	49,37
BAHRAIN	4.790	280	-94,16	21.821	1.693	-92,24
EGYPT	-	214.125	-	-	127.983	-
ALGERIA	297	0	-99,99	11.931	5.502	-53,88
SUDAN	1.055	2.774	162,82	595	1.637	174,99
ETHIOPIA	1.248	2.530	102,78	1.989	378	-80,97
TANZANIA, UNITED REP. OF	17.980	749	-95,83	25.991	7.040	-72,91
MADAGASCAR	71.735	123.507	72,17	259.060	526.413	103,20
SOMALIA	1.281.315	2.269.113	77,09	2.156.326	4.756.995	120,61
KENYA	216.687	4.104	-98,11	20.121	22.410	11,37
REUNION	239	141	-41,00	682	349	-48,76
MOZAMBIQUE	0	4.767	47.673.900,00	104	7.488	7.099,97
TOGO	27.502	27.643	0,51	141.865	159.511	12,44
GHANA	63.825	16.368	-74,36	348.653	84.424	-75,79
LIBERIA	16.500	34.800	110,91	58.259	124.827	114,26
GUINEA	11.967	-	-100,00	1.475	-	-100,00
ANGOLA	0	689	689.244,00	130	664	410,45
CONGO	23.460	16.824	-28,29	90.673	62.437	-31,14
CAMEROON	1	-	-100,00	25	-	-100,00
NIGERIA	77.304	38.738	-49,89	80.914	112.164	38,62
GABON	-	42	-	-	1.269	-
COTE D'IVOIRE	-	100	-	-	70	-
SENEGAL	71.375	12.883	-81,95	114.965	54.243	-52,82
MAURITANIA	-	559	-	-	5.820	-
MALI	93.053	-	-100,00	330.577	-	-100,00
BURKINA FASO	6.421	-	-100,00	32.103	-	-100,00
SEYCHELLES	2.698	-	-100,00	11.568	-	-100,00
NIGER	1.340	-	-100,00	6.633	-	-100,00
DJIBOUTI	2	2.618	124.560,95	141	11.248	7.849,55
SOUTH AFRICA	1.397	24.771	1.673,70	12.224	38.686	216,47
MAURITIUS	177	-	-100,00	2.443	-	-100,00

https://www.bps.go.id

TABEL 6. PERKEMBANGAN EKSPOR INDONESIA MENURUT KOMODITI DAN NEGARA TUJUAN
JANUARI - JUNI 2021 DAN 2022

KOMODITI / NEGARA TUJUAN	BERAT BERSIH (KG)		PERUB	NILAI FOB (US $)		PERUB
	JAN-JUN 2021	JAN-JUN 2022	%	JAN-JUN 2021	JAN-JUN 2022	%
(1)	(2)	(3)	(4)	(5)	(6)	(7)
DEMOCRATIC REP. OF THE CONGO	34	-	-100,00	158	-	-100,00
AUSTRALIA	809.744	757.372	-6,47	2.884.053	2.918.512	1,19
NEW ZEALAND	40.204	40.315	0,28	104.070	99.702	-4,20
MICRONESIA, FED. STATES OF	-	5.520	-	-	2.907	-
NEW CALEDONIA	240	855	256,40	251	3.659	1.359,52
NORTHERN MARIANA ISLANDS	57	-	-100,00	511	-	-100,00
WALLIS AND FUTUNA ISLANDS	-	140	-	-	240	-
FIJI	121.072	283.411	134,08	177.536	425.939	139,92
KIRIBATI	16.842	-	-100,00	3.819	-	-100,00
SAMOA	150	-	-100,00	150	-	-100,00
SOLOMON ISLANDS	962	1.012	5,15	3.067	1.000	-67,39
EAST TIMOR	552.854	449.686	-18,66	777.081	724.710	-6,74
UNITED STATES	4.362.640	3.667.390	-15,94	15.094.930	18.252.130	20,92
CANADA	155.899	138.020	-11,47	637.217	701.937	10,16
MEXICO	90.426	49.526	-45,23	843.374	512.926	-39,18
NICARAGUA	-	3.840	-	-	30.211	-
PANAMA	415	-	-100,00	448	-	-100,00
SURINAME	260	260	0,00	1.300	1.500	15,38
CHILE	-	129	-	-	2.899	-
ARGENTINA	31.723	526.839	1.560,75	515.428	645.489	25,23
BRAZIL	783.985	994.815	26,89	2.845.796	3.833.394	34,70
COLOMBIA	18.734	10.030	-46,46	282.233	176.566	-37,44
URUGUAY	89.227	116.013	30,02	136.003	216.853	59,45
ECUADOR	-	237	-	-	31.801	-
JAMAICA	108.974	88.887	-18,43	235.021	225.609	-4,00
EL SALVADOR	8.218	9.950	21,09	25.800	38.117	47,74
HAITI	21.816	7.644	-64,96	64.815	22.438	-65,38
FRENCH POLYNESIA	70	-	-100,00	110	-	-100,00
UNITED KINGDOM	3.799.178	2.374.405	-37,50	6.336.168	4.156.831	-34,40
NETHERLANDS	458.656	182.847	-60,13	858.724	510.767	-40,52
FRANCE	403.633	492.168	21,93	4.026.790	5.960.377	48,02
GERMANY, FED. REP. OF	1.315.449	892.987	-32,12	2.963.182	2.257.237	-23,82
AUSTRIA	-	10.488	-	-	2.489	-
BELGIUM	225.314	162.080	-28,06	559.727	529.370	-5,42
SWITZERLAND	53.928	45.969	-14,76	157.518	163.439	3,76
DENMARK	37.875	21.320	-43,71	114.473	124.037	8,35
NORWAY	4	13	208,14	1.005	270	-73,10
SWEDEN	28.857	22.904	-20,63	57.010	47.546	-16,60
FINLAND	359	27	-92,60	3.302	532	-83,88
IRELAND	103.477	73.679	-28,80	220.981	185.503	-16,05
ITALY	141.825	220.692	55,61	1.175.614	3.116.929	165,13
SPAIN	3.083	5.117	65,95	15.454	36.673	137,31
PORTUGAL	-	49	-	-	273	-
GREECE	86	-	-100,00	192	-	-100,00
HUNGARY	3.616	2.225	-38,49	18.952	11.122	-41,31
POLAND	307.247	214.858	-30,07	1.921.000	2.167.128	12,81
ROMANIA	128	134.308	104.828,51	3.449	674.555	19.460,11
UZBEKISTAN	1.738	-	-100,00	24.195	-	-100,00
LITHUANIA	25.025	24.870	-0,62	41.295	49.378	19,57
ESTONIA	6.523	3.098	-52,51	100.543	54.599	-45,70
SLOVAKIA	38.353	21.358	-44,31	86.837	48.499	-44,15
CZECH REPUBLIC	10.756	24.547	128,22	53.995	49.445	-8,43
RUSSIA FEDERATION	235	60.480	25.680,05	373	263.035	70.466,44
BARANG DARI KARET UNTUK KEPERLUAN INDUSTRI	**20.806.877**	**18.362.514**	**-11,75**	**75.292.072**	**73.173.623**	**-2,81**
JAPAN	716.542	598.413	-16,49	6.492.534	4.581.402	-29,44
HONG KONG	45.070	36.489	-19,04	1.789.774	1.449.627	-19,01
KOREA, REPUBLIC OF	89.438	33.289	-62,78	160.312	102.307	-36,18
TAIWAN	333.163	487.107	46,21	793.333	751.986	-5,21
CHINA	4.693.578	238.300	-94,92	13.170.100	2.724.325	-79,31
PAPUA NEW GUINEA	-	325	-	-	8.971	-
THAILAND	251.645	121.421	-51,75	2.791.198	1.921.482	-31,16
SINGAPORE	465.786	482.870	3,67	4.694.542	4.286.032	-8,70
PHILIPPINES	686	6.124	792,42	35.112	93.599	166,57
MALAYSIA	25.712	68.574	166,70	237.280	539.965	127,56
MYANMAR	17.722	40.152	126,57	46.684	147.783	216,56
CAMBODIA	-	59	-	-	69	-
BRUNEI DARUSSALAM	4	-	-100,00	730	-	-100,00
NEPAL	4	0	-95,13	138	13	-90,42
VIET NAM	9.067.387	9.387.813	3,53	25.571.912	29.973.698	17,21
MALDIVES	-	13	-	-	233	-
INDIA	2.265.096	2.912.886	28,60	4.723.196	6.403.624	35,58
PAKISTAN	107.745	59.576	-44,71	202.901	157.179	-22,53
BANGLADESH	35.036	19.019	-45,71	166.341	97.920	-41,13
SRI LANKA	56.239	54.845	-2,48	216.627	193.682	-10,59
SAUDI ARABIA	144.394	85.575	-40,74	485.913	320.429	-34,06
JORDAN	1.777	25.791	1.351,49	22.806	53.342	133,90
LEBANON	50.373	24.391	-51,58	86.567	47.862	-44,71
YEMEN	673	199	-70,38	1.511	6.584	335,77
OMAN	121	-	-100,00	183	-	-100,00
SYRIA ARAB REPUBLIC	19.275	6.825	-64,59	109.649	58.848	-46,33
TURKEY	116.589	165.380	41,85	744.337	857.825	15,25

https://www.bps.go.id

TABEL 6. PERKEMBANGAN EKSPOR INDONESIA MENURUT KOMODITI DAN NEGARA TUJUAN
JANUARI - JUNI 2021 DAN 2022

KOMODITI / NEGARA TUJUAN	BERAT BERSIH (KG)		PERUB	NILAI FOB (US $)		PERUB
	JAN-JUN 2021	JAN-JUN 2022	%	JAN-JUN 2021	JAN-JUN 2022	%
(1)	(2)	(3)	(4)	(5)	(6)	(7)
UNITED ARAB EMIRATES	136.696	77.739	-43,13	616.222	422.575	-31,42
QATAR	177.229	44.256	-75,03	300.963	88.616	-70,56
EGYPT	37.238	15.663	-57,94	202.647	67.136	-66,87
ALGERIA	174.130	151.583	-12,95	303.600	293.256	-3,41
SUDAN	-	1	-	-	23	-
TANZANIA, UNITED REP. OF	24.603	10.728	-56,40	110.983	57.570	-48,13
KENYA	-	2.000	-	-	5.000	-
NIGERIA	2.650	-	-100,00	32.681	-	-100,00
SIERRA LEONE	4	-	-100,00	46	-	-100,00
SOUTH AFRICA	52.781	117.263	122,17	90.023	219.073	143,35
AUSTRALIA	170.993	545.835	219,21	228.679	849.748	271,59
NEW ZEALAND	-	5	-	-	60	-
SOLOMON ISLANDS	1	5	525,00	50	303	502,49
EAST TIMOR	34.376	34.562	0,54	288.745	148.747	-48,48
UNITED STATES	755.454	1.341.270	77,55	6.155.992	9.742.783	58,27
CANADA	90.617	118.257	30,50	237.033	369.556	55,91
MEXICO	125.225	109.131	-12,85	426.803	517.737	21,31
GUATEMALA	16.491	-	-100,00	33.232	-	-100,00
SURINAME	650	650	0,00	7.450	8.125	9,06
CHILE	8.558	32.628	281,27	89.832	55.740	-37,95
VENEZUELA	2.217	-	-100,00	24.816	-	-100,00
ARGENTINA	47.509	146.777	208,95	92.258	339.919	268,44
BRAZIL	-	4.468	-	-	48.872	-
COLOMBIA	1.585	49.228	3.006,28	10.958	94.520	762,60
BOLIVIA	81.702	96.819	18,50	205.614	170.267	-17,19
ECUADOR	3.892	10.974	181,98	32.355	89.793	177,52
PERU	68.717	139.091	102,41	555.993	1.090.754	96,18
GUYANA	-	88	-	-	2.227	-
TRINIDAD AND TOBAGO	-	1	-	-	19	-
DOMINICAN REPUBLIC	22.634	23.245	2,70	40.423	43.918	8,65
COSTA RICA	-	0	-	-	3	-
UNITED KINGDOM	711	14	-98,02	13.607	1.757	-87,09
NETHERLANDS	41	79	95,75	1.204	7.394	514,14
FRANCE	127	36	-71,54	1.138	215	-81,08
GERMANY, FED. REP. OF	101.335	121.808	20,20	1.387.852	1.436.953	3,54
AUSTRIA	-	28	-	-	394	-
BELGIUM	9	6.507	68.905,64	1.053	31.880	2.928,32
ITALY	100.073	144.463	44,36	484.744	1.136.901	134,54
SPAIN	30.478	49.360	61,95	250.255	351.448	40,44
PORTUGAL	119	200	67,93	792	1.590	100,79
GREECE	-	41	-	-	1.363	-
POLAND	21.527	17.654	-17,99	368.367	247.245	-32,88
ROMANIA	-	32.655	-	-	73.703	-
ALBANIA	2.496	5.608	124,66	49.426	113.165	128,96
LITHUANIA	-	17.140	-	-	29.386	-
ESTONIA	-	1	-	-	159	-
SLOVAKIA	1.613	1.153	-28,54	11.392	6.277	-44,90
RUSSIA FEDERATION	8.342	38.066	356,32	91.159	228.666	150,84
BARANG PLASTIK LAINNYA	**12.227.203**	**11.423.663**	**-6,57**	**92.836.655**	**103.012.280**	**10,96**
JAPAN	3.520.817	3.272.023	-7,07	20.119.107	19.637.430	-2,39
HONG KONG	99.530	102.800	3,29	1.488.478	1.265.148	-15,00
KOREA, REPUBLIC OF	90.194	106.221	17,77	947.744	1.258.465	32,79
TAIWAN	63.980	98.220	53,52	598.796	1.192.097	99,08
CHINA	213.701	87.505	-59,05	1.936.805	1.095.395	-43,44
MONGOLIA	-	31	-	-	500	-
MACAU	-	24	-	-	1.200	-
PAPUA NEW GUINEA	1.070	661	-38,21	6.320	12.706	101,02
THAILAND	205.348	463.851	125,89	2.736.162	4.464.153	63,15
SINGAPORE	1.749.135	1.768.735	1,12	20.527.853	32.074.769	56,25
PHILIPPINES	157.664	110.722	-29,77	2.295.924	2.065.281	-10,05
MALAYSIA	510.931	249.158	-51,23	4.217.201	3.218.345	-23,69
MYANMAR	9.163	12.272	33,93	105.936	133.663	26,17
CAMBODIA	1.345	151	-88,76	11.165	3.489	-68,75
BRUNEI DARUSSALAM	2.783	14.516	421,64	11.537	30.493	164,30
LAO PEOPLE'S DEM. REP.	-	307	-	-	3.284	-
BHUTAN	665	-	-100,00	3	-	-100,00
VIET NAM	247.244	193.015	-21,93	2.841.829	2.361.992	-16,88
MALDIVES	3.562	7.119	99,86	34.284	76.733	123,81
INDIA	112.001	95.753	-14,51	2.304.660	2.185.221	-5,18
PAKISTAN	9.860	20.594	108,86	170.515	251.008	47,21
BANGLADESH	9.671	198	-97,95	186.421	11.348	-93,91
SRI LANKA	2.895	33	-98,85	690	9.620	1.293,38
IRAQ	18	2	-88,02	593	421	-28,92
IRAN (ISLAMIC REPUBLIC OF)	-	22.801	-	-	52.894	-
SAUDI ARABIA	34.538	26.874	-22,19	42.471	31.813	-25,10
ISRAEL	2.361	978	-58,57	16.587	8.591	-48,20
KUWAIT	41	125	207,41	767	249	-67,56
PALESTINA	44	-	-100,00	309	-	-100,00
OMAN	1.257	260	-79,35	7.233	2.153	-70,23
TURKEY	66.436	48.766	-26,60	865.982	870.781	0,55
UNITED ARAB EMIRATES	11.795	6.513	-44,79	76.359	39.363	-48,45
QATAR	155	13.877	8.832,25	455	53.653	11.704,81

https://www.bps.go.id

TABEL 6. PERKEMBANGAN EKSPOR INDONESIA MENURUT KOMODITI DAN NEGARA TUJUAN
JANUARI - JUNI 2021 DAN 2022

KOMODITI / NEGARA TUJUAN	BERAT BERSIH (KG)		PERUB	NILAI FOB (US $)		PERUB
	JAN-JUN 2021	JAN-JUN 2022	%	JAN-JUN 2021	JAN-JUN 2022	%
(1)	(2)	(3)	(4)	(5)	(6)	(7)
BAHRAIN	22	21	-3,64	236	167	-29,26
CYPRUS	-	3.496	-	-	7.372	-
EGYPT	19.533	42.341	116,77	89.887	961.362	969,53
LIBYAN ARAB JAMAHIRIYA	0	-	-100,00	1	-	-100,00
MOROCCO	597	534	-10,58	3.005	15.087	401,99
TUNISIA	-	156	-	-	1.094	-
ALGERIA	77.346	4	-100,00	1.855.439	6.066	-99,67
SUDAN	1.401	159	-88,64	1.520	1.999	31,47
ETHIOPIA	4.029	0	-100,00	1.165	384	-67,08
TANZANIA, UNITED REP. OF	71	10.927	15.343,82	228	15.192	6.567,71
MADAGASCAR	11.876	14.680	23,61	41.212	44.415	7,77
SOMALIA	552.726	337.579	-38,92	880.820	576.772	-34,52
KENYA	30	-	-100,00	125	-	-100,00
REUNION	49.922	53.790	7,75	159.682	191.756	20,09
MOZAMBIQUE	-	18	-	-	2.825	-
TOGO	20.314	12.930	-36,35	84.989	59.037	-30,54
GUINEA	34	-	-100,00	40	-	-100,00
ANGOLA	1	0	-99,20	2	92	3.879,72
CONGO	-	1	-	-	63	-
CAMEROON	168	-	-100,00	661	-	-100,00
NIGERIA	69.604	557	-99,20	55.467	25.490	-54,04
GABON	5	-	-100,00	65	-	-100,00
COTE D'IVOIRE	5.167	3.073	-40,53	22.080	14.730	-33,29
SENEGAL	1.079	5.004	363,82	4.714	20.526	335,46
MAURITANIA	1	950	94.895,00	40	122.525	303.697,82
MALI	74	-	-100,00	1.294	-	-100,00
BENIN	5.720	9.313	62,81	23.837	45.254	89,85
SEYCHELLES	108	320	196,52	1.634	11.723	617,62
UGANDA	216	23	-89,33	933	78	-91,64
CENTRAL AFRICAN REPUBLIC	-	86	-	-	327	-
DJIBOUTI	206	25.666	12.335,04	952	57.973	5.989,62
SOUTH AFRICA	50.884	56.170	10,39	732.075	739.336	0,99
ZAMBIA	3	-	-100,00	15	-	-100,00
MAURITIUS	531	2.672	403,52	697	27.000	3.775,20
MAYOTTE	182	-	-100,00	1.660	-	-100,00
DEMOCRATIC REP. OF THE CONGO	424	-	-100,00	60.729	-	-100,00
AUSTRALIA	474.022	514.790	8,60	2.401.948	2.033.511	-15,34
NEW ZEALAND	11.034	8.593	-22,12	57.843	50.610	-12,50
GUAM	17	-	-100,00	356	-	-100,00
NEW CALEDONIA	9.048	2.541	-71,92	99.370	8.341	-91,61
NORTHERN MARIANA ISLANDS	150	30	-80,00	1.314	714	-45,66
SAINT VINCENT AND THE GRENADINES	-	6	-	-	2.025	-
WALLIS AND FUTUNA ISLANDS	269	23	-91,45	1.827	224	-87,74
COOK ISLANDS	31	27	-12,90	113	284	150,00
FIJI	3.837	1.675	-56,34	10.522	12.216	16,10
KIRIBATI	456	1.968	331,64	1.701	13.533	695,61
SOLOMON ISLANDS	13.021	3.203	-75,40	20.894	7.554	-63,85
TONGA	22	-	-100,00	39	-	-100,00
EAST TIMOR	413.378	430.268	4,09	376.179	570.129	51,56
UNITED STATES	658.384	827.777	25,73	8.154.677	9.067.938	11,20
CANADA	27.673	10.191	-63,17	418.001	145.521	-65,19
MEXICO	38.828	21.482	-44,67	614.987	945.094	53,68
GUATEMALA	15	-	-100,00	625	-	-100,00
PANAMA	151	3	-97,83	122	208	70,27
CURACAO	380	862	126,87	12.129	4.118	-66,05
CHILE	5.182	8.345	61,05	17.715	17.221	-2,79
ARGENTINA	4.567	17.432	281,69	38.521	43.765	13,61
BRAZIL	14.957	27.408	83,24	186.620	642.531	244,30
COLOMBIA	2.706	4.397	62,50	18.475	48.113	160,42
URUGUAY	48.313	46.126	-4,53	669.497	792.633	18,39
PARAGUAY	39.342	54.877	39,49	524.431	668.319	27,44
ECUADOR	472	1.516	221,13	2.228	178.560	7.913,65
PERU	94	13	-85,95	1.230	308	-74,93
GUYANA	-	37	-	-	2.581	-
TRINIDAD AND TOBAGO	-	7	-	-	140	-
BAHAMAS	1	71	7.000,00	4	469	11.066,79
PUERTO RICO	2.805	53	-98,11	3.884	900	-76,83
DOMINICAN REPUBLIC	556	201	-63,94	6.829	1.424	-79,15
EL SALVADOR	-	340	-	-	2.252	-
COSTA RICA	3.103	5.326	71,61	31.205	17.480	-43,98
HAITI	55	-	-100,00	424	-	-100,00
ANTIGUA AND BARBUDA	-	104	-	-	1.683	-
ARUBA	-	577	-	-	670	-
CAYMAN ISLANDS	-	912	-	-	15.457	-
FRENCH POLYNESIA	1.516	5.469	260,74	8.323	25.369	204,82
MARTINIQUE	1.413	2.198	55,57	2.783	1.999	-28,17
NETHERLANDS ANTILLES	-	204	-	-	695	-
TURKS AND CAICOS ISLANDS	1.368	26	-98,14	1.328	1.593	19,98
GUADELOUPE	1.501	1.854	23,49	12.114	10.774	-11,06
VIRGIN ISLANDS (BRITISH)	278	305	9,71	2.256	5.201	130,56
U.S. VIRGIN ISLANDS	-	612	-	-	1.063	-
UNITED KINGDOM	219.690	207.970	-5,33	2.251.259	2.938.483	30,53
NETHERLANDS	1.166.245	1.066.082	-8,59	2.999.122	3.236.208	7,91

https://www.bps.go.id

TABEL 6. PERKEMBANGAN EKSPOR INDONESIA MENURUT KOMODITI DAN NEGARA TUJUAN
JANUARI - JUNI 2021 DAN 2022

KOMODITI / NEGARA TUJUAN	BERAT BERSIH (KG)		PERUB	NILAI FOB (US $)		PERUB
	JAN-JUN 2021	JAN-JUN 2022	%	JAN-JUN 2021	JAN-JUN 2022	%
(1)	(2)	(3)	(4)	(5)	(6)	(7)
FRANCE	195.383	300.969	54,04	786.621	1.142.726	45,27
GERMANY, FED. REP. OF	183.707	110.298	-39,96	2.794.548	2.004.128	-28,28
AUSTRIA	2.315	2.065	-10,82	83.510	86.395	3,45
BELGIUM	54.396	15.049	-72,33	262.021	174.175	-33,53
SWITZERLAND	2.246	1.744	-22,33	39.858	48.989	22,91
DENMARK	115.506	95.684	-17,16	311.625	353.696	13,50
NORWAY	61.861	240	-99,61	149.011	4.211	-97,17
SWEDEN	37.878	21.866	-42,27	133.931	107.410	-19,80
FINLAND	8.387	25.284	201,47	70.540	97.215	37,82
IRELAND	1.189	403	-66,07	10.470	4.292	-59,01
ITALY	133.855	65.011	-51,43	1.105.728	570.885	-48,37
SPAIN	35.322	69.279	96,14	161.112	475.076	194,87
PORTUGAL	74.289	61.547	-17,15	437.333	313.697	-28,27
ICELAND	99	-	-100,00	918	-	-100,00
GREECE	11.821	11.047	-6,54	72.446	129.453	78,69
HUNGARY	1.650	25	-98,48	3.138	237	-92,45
POLAND	47.724	4.478	-90,62	386.518	149.581	-61,30
ROMANIA	5.071	2.749	-45,79	22.349	58.212	160,47
BULGARIA	60	292	386,67	113	732	547,04
ALBANIA	-	561	-	-	4.258	-
AZERBAIJAN	-	1	-	-	48	-
KAZAKHSTAN	520	-	-100,00	72	-	-100,00
KYRGYZSTAN	10	-	-100,00	21	-	-100,00
UKRAINE	119	-	-100,00	14.069	-	-100,00
LITHUANIA	9.096	60	-99,35	89.508	224	-99,75
LATVIA	573	-	-100,00	3.132	-	-100,00
GEORGIA	-	58	-	-	276	-
CROATIA	488	8.355	1.611,39	3.385	43.085	1.172,75
MALTA	1.360	1.331	-2,11	5.989	9.514	58,86
SLOVAKIA	448	3.523	686,38	27.428	12.090	-55,92
SLOVENIA	987	2.508	154,01	39.043	13.462	-65,52
CZECH REPUBLIC	30.954	4.857	-84,31	924.221	161.748	-82,50
REP. OF MACEDONIA	-	898	-	-	12.707	-
RUSSIA FEDERATION	44.533	33.007	-25,88	369.714	154.949	-58,09
PIPA PLASTIK DAN PERLENGKAPANNYA	**7.070.233**	**6.903.867**	**-2,35**	**27.275.038**	**27.994.431**	**2,64**
JAPAN	1.418.025	1.369.914	-3,39	7.627.782	6.739.471	-11,65
HONG KONG	204	47	-76,77	2.569	748	-70,87
KOREA, REPUBLIC OF	1.162.864	1.164.931	0,18	3.925.505	5.051.606	28,69
TAIWAN	1.023	83.619	8.077,12	2.095	108.124	5.061,16
CHINA	52.942	6.940	-86,89	346.413	91.016	-73,73
PAPUA NEW GUINEA	-	125	-	-	24.750	-
THAILAND	388.195	604.258	55,66	519.332	1.173.485	125,96
SINGAPORE	134.379	113.970	-15,19	881.204	641.924	-27,15
PHILIPPINES	43.603	289.358	563,61	126.976	764.038	501,72
MALAYSIA	79.827	104.098	30,40	408.154	861.586	111,09
MYANMAR	2	-	-100,00	100	-	-100,00
CAMBODIA	5	-	-100,00	9	-	-100,00
BRUNEI DARUSSALAM	-	11	-	-	30	-
VIET NAM	29.119	24.507	-15,84	511.833	390.808	-23,65
MALDIVES	1.199	637	-46,87	7.244	5.620	-22,41
INDIA	222.360	223.014	0,29	2.750.249	2.586.238	-5,96
PAKISTAN	1	-	-100,00	1	-	-100,00
BANGLADESH	18.749	2.079	-88,91	55.724	20.165	-63,81
SAUDI ARABIA	135.560	117.349	-13,43	35.520	20.311	-42,82
KUWAIT	42.219	5.569	-86,81	135.703	27.300	-79,88
OMAN	3.678	3.678	0,00	24.851	26.128	5,14
TURKEY	-	750	-	-	2.625	-
UNITED ARAB EMIRATES	47.168	1.357	-97,12	164.306	9.526	-94,20
QATAR	11.084	6.681	-39,72	42.823	37.340	-12,80
EGYPT	-	10.584	-	-	42.759	-
KENYA	3.207	3.149	-1,79	12.861	12.344	-4,02
GHANA	-	65.865	-	-	275.956	-
GUINEA	2	-	-100,00	5	-	-100,00
ANGOLA	2.670	2.670	0,00	10.152	11.869	16,92
CAMEROON	-	0	-	-	1	-
NIGERIA	19.540	43.654	123,41	107.184	257.789	140,51
SOUTH AFRICA	19.445	10.744	-44,75	58.406	36.586	-37,36
MALAWI	-	3.193	-	-	10.224	-
DEMOCRATIC REP. OF THE CONGO	-	4.505	-	-	15.230	-
AUSTRALIA	361.718	249.931	-30,90	1.793.928	1.421.116	-20,78
NEW ZEALAND	45.404	13.530	-70,20	162.077	135.052	-16,67
NEW CALEDONIA	53	705	1.242,55	1.481	19.424	1.211,63
FIJI	-	478	-	-	880	-
EAST TIMOR	289.337	205.298	-29,05	198.167	238.922	20,57
UNITED STATES	2.271.289	1.976.294	-12,99	6.131.541	5.919.044	-3,47
CANADA	-	630	-	-	894	-
MEXICO	3.811	13.323	249,57	25.407	118.781	367,51
CHILE	36.380	76.652	110,70	119.328	324.002	171,52
BRAZIL	20.922	38.354	83,32	84.023	159.091	89,34
PERU	0	-	-100,00	1	-	-100,00
PUERTO RICO	2.417	2.333	-3,50	5.558	13.176	137,05
FRENCH POLYNESIA	-	333	-	-	1.683	-

https://www.bps.go.id

TABEL 6. PERKEMBANGAN EKSPOR INDONESIA MENURUT KOMODITI DAN NEGARA TUJUAN
JANUARI - JUNI 2021 DAN 2022

KOMODITI / NEGARA TUJUAN	BERAT BERSIH (KG)		PERUB	NILAI FOB (US $)		PERUB
	JAN-JUN 2021	JAN-JUN 2022	%	JAN-JUN 2021	JAN-JUN 2022	%
(1)	(2)	(3)	(4)	(5)	(6)	(7)
UNITED KINGDOM	14.001	979	-93,01	50.372	14.896	-70,43
NETHERLANDS	11.761	4.216	-64,15	47.929	15.379	-67,91
FRANCE	1.212	256	-78,85	16.640	7.626	-54,17
GERMANY, FED. REP. OF	21.138	7.725	-63,45	56.113	60.803	8,36
AUSTRIA	-	2.043	-	-	7.438	-
BELGIUM	4	144	3.443,38	1	514	43.030,90
DENMARK	40	-	-100,00	2.072	-	-100,00
SWEDEN	293	2.064	604,16	5.090	16.565	225,44
FINLAND	-	72	-	-	6.817	-
ITALY	37.655	5.346	-85,80	203.988	43.550	-78,65
SPAIN	97.471	31.547	-67,63	486.820	184.117	-62,18
GREECE	-	32	-	-	126	-
POLAND	-	2.160	-	-	20.024	-
UKRAINE	14.064	2.164	-84,62	116.625	18.914	-83,78
SLOVENIA	2.043	-	-100,00	3.907	-	-100,00
CZECH REPUBLIC	2.152	-	-100,00	6.970	-	-100,00
BARANG DARI PLASTIK UNTUK BANGUNAN	**7.969.266**	**7.181.685**	**-9,88**	**24.331.766**	**22.927.415**	**-5,77**
JAPAN	766.718	672.733	-12,26	4.483.180	2.977.243	-33,59
HONG KONG	15.891	7.191	-54,75	115.631	67.438	-41,68
KOREA, REPUBLIC OF	104.515	31.898	-69,48	300.082	99.859	-66,72
TAIWAN	9.904	19.747	99,37	57.967	121.262	109,19
CHINA	246.994	56.447	-77,15	791.219	151.317	-80,88
MACAU	1.028	-	-100,00	4.240	-	-100,00
PAPUA NEW GUINEA	19.916	19.037	-4,41	25.476	45.624	79,08
THAILAND	442.276	380.792	-13,90	1.197.678	1.116.264	-6,80
SINGAPORE	556.738	616.906	10,81	1.906.563	2.052.567	7,66
PHILIPPINES	275.946	326.315	18,25	979.795	1.052.323	7,40
MALAYSIA	191.500	218.864	14,29	615.954	720.282	16,94
MYANMAR	56.047	90.843	62,08	169.184	347.296	105,28
CAMBODIA	-	1.771	-	-	2.986	-
BRUNEI DARUSSALAM	11.116	702	-93,69	27.699	5.614	-79,73
NEPAL	263	-	-100,00	882	-	-100,00
VIET NAM	138.193	127.487	-7,75	387.666	389.351	0,43
MALDIVES	14.255	43.119	202,48	98.695	266.426	169,95
INDIA	188.688	248.671	31,79	699.804	979.592	39,98
PAKISTAN	721	191	-73,47	1.318	205	-84,44
BANGLADESH	23.339	20.812	-10,83	115.848	149.176	28,77
SRI LANKA	19.075	755	-96,04	123.809	1.703	-98,62
IRAQ	-	35.383	-	-	189.764	-
SAUDI ARABIA	102.462	70.444	-31,25	318.159	214.755	-32,50
KUWAIT	2.382	299	-87,44	17.352	2.339	-86,52
LEBANON	3	-	-100,00	500	-	-100,00
OMAN	32	129	304,63	346	1.142	230,01
TURKEY	62.837	19.360	-69,19	159.948	44.528	-72,16
UNITED ARAB EMIRATES	57.480	1.278	-97,78	167.010	8.861	-94,69
QATAR	13.404	3.805	-71,62	110.391	46.846	-57,56
BAHRAIN	1.570	619	-60,55	4.428	2.162	-51,19
MOROCCO	9.032	-	-100,00	56.296	-	-100,00
ETHIOPIA	204	-	-100,00	1.665	-	-100,00
TANZANIA, UNITED REP. OF	-	32	-	-	200	-
KENYA	175	-	-100,00	2.601	-	-100,00
MOZAMBIQUE	1.765	-	-100,00	7.481	-	-100,00
NIGERIA	113.854	75.078	-34,06	131.062	133.010	1,49
SENEGAL	-	8.558	-	-	2.450	-
MALI	59	-	-100,00	32	-	-100,00
GAMBIA	744	12.316	1.555,38	2.229	12.474	459,75
SEYCHELLES	-	12.613	-	-	90.010	-
NIGER	984	-	-100,00	2.997	-	-100,00
SWAZILAND	478	-	-100,00	5.645	-	-100,00
SOUTH AFRICA	3.192	-	-100,00	16.241	-	-100,00
AUSTRALIA	916.686	826.053	-9,89	2.335.894	2.158.367	-7,60
NEW ZEALAND	74.954	37.414	-50,08	249.289	157.218	-36,93
GUAM	63	-	-100,00	433	-	-100,00
NEW CALEDONIA	89	480	439,93	323	4.437	1.273,68
FIJI	9.975	2.568	-74,25	93.235	15.007	-83,90
EAST TIMOR	192.395	128.980	-32,96	103.981	180.370	73,46
UNITED STATES	1.258.814	730.734	-41,95	2.810.946	2.766.436	-1,58
CANADA	73.218	53.936	-26,34	177.426	136.478	-23,08
MEXICO	147.044	206.204	40,23	353.017	580.027	64,31
PANAMA	9.122	8.019	-12,09	34.524	45.690	32,34
SURINAME	206	-	-100,00	1.352	-	-100,00
CHILE	223.596	293.528	31,28	522.129	740.491	41,82
ARGENTINA	-	905	-	-	8.761	-
BRAZIL	334.677	611.816	82,81	809.297	1.625.632	100,87
COLOMBIA	7.792	6.653	-14,62	32.857	29.937	-8,89
BOLIVIA	-	9.000	-	-	23.490	-
ECUADOR	-	19.008	-	-	40.487	-
PERU	740.256	641.700	-13,31	1.499.446	1.405.011	-6,30
PUERTO RICO	9.086	-	-100,00	85.500	-	-100,00
DOMINICAN REPUBLIC	-	3.489	-	-	17.315	-
CAYMAN ISLANDS	1.250	1.300	4,00	7.263	6.054	-16,65

https://www.bps.go.id

TABEL 6. PERKEMBANGAN EKSPOR INDONESIA MENURUT KOMODITI DAN NEGARA TUJUAN
JANUARI - JUNI 2021 DAN 2022

KOMODITI / NEGARA TUJUAN	BERAT BERSIH (KG)		PERUB	NILAI FOB (US $)		PERUB
	JAN-JUN 2021	JAN-JUN 2022	%	JAN-JUN 2021	JAN-JUN 2022	%
(1)	(2)	(3)	(4)	(5)	(6)	(7)
FRENCH POLYNESIA	56	158	182,14	424	1.754	313,72
NETHERLANDS ANTILLES	6.627	-	-100,00	11.200	-	-100,00
SAINT KITTS AND NEVIS	-	1.800	-	-	1.800	-
UNITED KINGDOM	202.932	117.028	-42,33	1.270.572	699.211	-44,97
NETHERLANDS	245.266	309.719	26,28	575.619	816.827	41,90
FRANCE	3.010	1.163	-61,38	20.033	12.689	-36,66
GERMANY, FED. REP. OF	9.545	9.407	-1,44	10.257	13.700	33,57
SWITZERLAND	-	7	-	-	46	-
DENMARK	511	10	-98,04	2.731	75	-97,25
NORWAY	3	-	-100,00	104	-	-100,00
SWEDEN	2.448	-	-100,00	21.208	-	-100,00
ITALY	8.826	12.762	44,59	39.686	54.709	37,85
SPAIN	17.047	5.731	-66,38	102.583	48.218	-53,00
PORTUGAL	148	-	-100,00	3.105	-	-100,00
HUNGARY	121	50	-58,82	735	130	-82,30
BULGARIA	17.160	17.160	0,00	40.669	38.782	-4,64
GEORGIA	2.566	640	-75,05	8.854	2.317	-73,83
CZECH REPUBLIC	-	70	-	-	885	-
PERLENGKAPAN DAN PERALATAN RUMAH TANGGA (TIDAK TERMASUK FURNITURE)	**5.105.021**	**6.511.105**	**27,54**	**32.491.016**	**42.505.102**	**30,82**
JAPAN	134.459	313.283	133,00	712.788	1.398.234	96,16
HONG KONG	83.939	70.124	-16,46	299.176	251.208	-16,03
KOREA, REPUBLIC OF	77.442	72.620	-6,23	265.828	382.246	43,79
TAIWAN	19.216	8.836	-54,02	123.826	52.678	-57,46
CHINA	23.784	92.943	290,78	300.724	472.584	57,15
PAPUA NEW GUINEA	18.798	16.349	-13,03	84.714	39.806	-53,01
THAILAND	24.214	19.511	-19,42	90.071	100.771	11,88
SINGAPORE	259.519	465.352	79,31	1.800.735	5.157.205	186,39
PHILIPPINES	288.134	216.982	-24,69	1.475.395	1.289.810	-12,58
MALAYSIA	489.495	695.912	42,17	1.516.482	2.074.535	36,80
CAMBODIA	35	-	-100,00	160	-	-100,00
BRUNEI DARUSSALAM	17.906	5.030	-71,91	47.386	19.501	-58,85
NEPAL	9.976	4.988	-50,00	36.981	19.578	-47,06
VIET NAM	241.395	436.632	80,88	688.002	1.468.168	113,40
MALDIVES	34.463	52.529	52,42	66.651	71.497	7,27
INDIA	47.416	87.794	85,16	859.397	1.124.079	30,80
PAKISTAN	81.361	74.475	-8,46	114.340	95.044	-16,88
SRI LANKA	5.598	28.903	416,33	11.468	29.440	156,72
IRAQ	2.246	570	-74,62	8.120	1	-99,99
SAUDI ARABIA	276.258	231.958	-16,04	767.585	886.284	15,46
KUWAIT	52.152	10.301	-80,25	133.594	35.988	-73,06
YEMEN	39.926	49.861	24,88	67.619	214.824	217,70
OMAN	6.197	2.023	-67,36	23.319	12.054	-48,31
TURKEY	30.931	19.245	-37,78	197.421	334.876	69,62
UNITED ARAB EMIRATES	119.679	312.900	161,45	689.811	1.460.920	111,79
QATAR	18.088	19.380	7,14	67.042	65.052	-2,97
BAHRAIN	13.856	22.676	63,66	44.888	78.761	75,46
EGYPT	-	23.520	-	-	69.209	-
MOROCCO	16.704	-	-100,00	81.855	-	-100,00
TANZANIA, UNITED REP. OF	9.593	8.709	-9,21	14.017	47.018	235,43
SOMALIA	2.866	-	-100,00	4.060	-	-100,00
KENYA	5.669	-	-100,00	19.336	-	-100,00
MOZAMBIQUE	-	72	-	-	119	-
TOGO	4.492	126	-97,19	9.696	193	-98,01
CAMEROON	31.204	17.958	-42,45	74.030	49.557	-33,06
NIGERIA	3.296	7.533	128,57	13.844	26.786	93,49
COTE D'IVOIRE	603	408	-32,34	464	247	-46,73
SENEGAL	7.222	19.299	167,24	20.583	62.496	203,63
MAURITANIA	-	11	-	-	24	-
MALI	16.560	-	-100,00	8.634	-	-100,00
BURKINA FASO	371	-	-100,00	1.523	-	-100,00
GAMBIA	4	-	-100,00	7	-	-100,00
SEYCHELLES	-	1.211	-	-	6.011	-
CENTRAL AFRICAN REPUBLIC	-	397	-	-	2.011	-
SOUTH AFRICA	109.418	95.256	-12,94	436.441	389.461	-10,76
MAURITIUS	5.331	-	-100,00	19.704	-	-100,00
DEMOCRATIC REP. OF THE CONGO	427	-	-100,00	1.005	-	-100,00
AUSTRALIA	77.430	96.033	24,03	741.715	773.914	4,34
NEW ZEALAND	2.562	23.663	823,66	34.515	150.386	335,71
NEW CALEDONIA	305	106	-65,14	415	468	12,63
COOK ISLANDS	176	-	-100,00	671	-	-100,00
FIJI	5.606	3.533	-36,98	19.646	12.862	-34,53
KIRIBATI	38	-	-100,00	603	-	-100,00
SOLOMON ISLANDS	126	1.299	928,50	362	4.426	1.124,00
EAST TIMOR	249.091	382.192	53,43	234.220	400.441	70,97
UNITED STATES	1.256.614	1.519.727	20,94	11.054.889	15.394.119	39,25
CANADA	51.463	120.344	133,84	647.704	846.951	30,76
MEXICO	12.937	12.230	-5,47	139.860	160.934	15,07
GUATEMALA	590	1.634	177,14	7.025	16.808	139,26
HONDURAS	7.451	87	-98,84	10.437	1.390	-86,69
PANAMA	1.079	2.548	136,08	12.809	31.459	145,60
SURINAME	11.087	1.980	-82,14	65.329	15.336	-76,52

https://www.bps.go.id

TABEL 6. PERKEMBANGAN EKSPOR INDONESIA MENURUT KOMODITI DAN NEGARA TUJUAN
JANUARI - JUNI 2021 DAN 2022

KOMODITI / NEGARA TUJUAN	BERAT BERSIH (KG)		PERUB	NILAI FOB (US $)		PERUB
	JAN-JUN 2021	JAN-JUN 2022	%	JAN-JUN 2021	JAN-JUN 2022	%
(1)	(2)	(3)	(4)	(5)	(6)	(7)
CHILE	2.233	4.954	121,83	30.709	68.801	124,04
ARGENTINA	6.895	15.968	131,60	124.297	270.661	117,75
BRAZIL	20.556	15.821	-23,03	228.931	162.345	-29,09
COLOMBIA	4.399	9.776	122,27	38.864	49.988	28,62
ECUADOR	4.302	11.918	177,01	30.863	80.753	161,65
PERU	1.337	1.115	-16,63	13.444	9.894	-26,40
TRINIDAD AND TOBAGO	280	-	-100,00	2.621	-	-100,00
PUERTO RICO	9.758	21.885	124,28	104.236	265.049	154,28
DOMINICAN REPUBLIC	831	1.266	52,34	11.359	15.842	39,47
EL SALVADOR	33	-	-100,00	918	-	-100,00
COSTA RICA	501	745	48,93	7.196	8.366	16,27
FRENCH POLYNESIA	89	-	-100,00	355	-	-100,00
UNITED KINGDOM	12	285	2.275,00	475	10.766	2.165,38
NETHERLANDS	239.037	269.720	12,84	3.202.225	2.320.326	-27,54
FRANCE	36.918	86.346	133,89	476.740	343.920	-27,86
GERMANY, FED. REP. OF	2.878	56.659	1.868,95	29.667	155.978	425,76
BELGIUM	96	288	201,94	48	2.887	5.867,33
SWITZERLAND	-	511	-	-	52.277	-
DENMARK	-	45.289	-	-	53.708	-
SWEDEN	-	82	-	-	9.917	-
ITALY	72	16.475	22.782,33	124	17.367	13.855,05
SPAIN	-	4.800	-	-	16.013	-
PORTUGAL	2.165	5	-99,77	16.061	164	-98,98
GREECE	12.284	520	-95,77	127.398	4.639	-96,36
HUNGARY	330.402	58.531	-82,28	3.012.284	923.180	-69,35
POLAND	-	86.783	-	-	1.015.706	-
ROMANIA	-	77.952	-	-	750.562	-
ALBANIA	-	34	-	-	1.659	-
AZERBAIJAN	-	13.938	-	-	43.745	-
UKRAINE	3	-	-100,00	195	-	-100,00
LITHUANIA	3	-	-100,00	83	-	-100,00
LATVIA	55	-	-100,00	179	-	-100,00
SLOVENIA	4	-	-100,00	160	-	-100,00
CZECH REPUBLIC	23	-	-100,00	29	-	-100,00
RUSSIA FEDERATION	123.060	38.388	-68,81	862.635	252.818	-70,69
BAN VULKANISIR	**1.779.601**	**1.510.002**	**-15,15**	**5.152.723**	**4.676.145**	**-9,25**
JAPAN	98.417	215.202	118,66	423.276	976.183	130,63
HONG KONG	218.474	177.135	-18,92	390.915	407.693	4,29
KOREA, REPUBLIC OF	3.094	237.551	7.577,78	4.243	462.014	10.789,88
TAIWAN	-	9	-	-	1.226	-
CHINA	389.333	228.829	-41,23	475.914	295.304	-37,95
MACAU	-	102	-	-	301	-
THAILAND	523.011	251.139	-51,98	2.514.308	1.359.301	-45,94
SINGAPORE	59.318	67.059	13,05	240.641	386.283	60,52
PHILIPPINES	120.115	25.620	-78,67	236.220	110.450	-53,24
MALAYSIA	23.173	29.729	28,29	46.918	49.112	4,68
VIET NAM	10.539	30.428	188,70	21.449	94.785	341,90
MALDIVES	92	-	-100,00	1.605	-	-100,00
INDIA	25	91	264,00	156	662	325,28
PAKISTAN	2.166	-	-100,00	3.883	-	-100,00
BANGLADESH	15.543	539	-96,53	72.645	1.110	-98,47
SRI LANKA	1.692	1	-99,95	2.526	2	-99,91
SAUDI ARABIA	38.354	3.068	-92,00	69.037	9.490	-86,25
JORDAN	2.634	1.746	-33,71	5.038	3.780	-24,98
YEMEN	5.889	1.399	-76,25	13.024	3.297	-74,69
SYRIA ARAB REPUBLIC	2.767	-	-100,00	4.913	-	-100,00
TURKEY	10.618	-	-100,00	26.383	-	-100,00
UNITED ARAB EMIRATES	54.115	18.064	-66,62	121.163	47.743	-60,60
CYPRUS	124	-	-100,00	337	-	-100,00
EGYPT	4.388	5.177	17,98	8.669	10.744	23,94
MOROCCO	4.657	-	-100,00	8.996	-	-100,00
TANZANIA, UNITED REP. OF	49.075	14.889	-69,66	105.104	33.501	-68,13
KENYA	42.313	37.799	-10,67	78.259	71.062	-9,20
SOUTH AFRICA	-	16.743	-	-	22.480	-
AUSTRALIA	-	2	-	-	200	-
FIJI	5.211	6.959	33,54	8.121	15.703	93,37
SOLOMON ISLANDS	2	-	-100,00	229	-	-100,00
EAST TIMOR	67.486	60.857	-9,82	180.272	121.046	-32,85
UNITED STATES	25.534	985	-96,14	76.501	2.945	-96,15
BRAZIL	-	48.452	-	-	116.351	-
DOMINICAN REPUBLIC	78	-	-100,00	210	-	-100,00
NETHERLANDS	824	-	-100,00	9.017	-	-100,00
NORWAY	138	-	-100,00	980	-	-100,00
IRELAND	-	16.924	-	-	41.403	-
SPAIN	-	110	-	-	570	-
GREECE	-	12.911	-	-	29.185	-
POLAND	396	471	19,02	1.725	2.100	21,74
SLOVENIA	6	13	113,14	45	120	166,67
BARANG DARI KARET UNTUK KEPERLUAN RUMAH TANGGA	**3.338.471**	**3.724.957**	**11,58**	**18.230.664**	**24.663.109**	**35,28**
JAPAN	229.354	314.421	37,09	2.406.500	3.242.164	34,73

https://www.bps.go.id

TABEL 6. PERKEMBANGAN EKSPOR INDONESIA MENURUT KOMODITI DAN NEGARA TUJUAN
JANUARI - JUNI 2021 DAN 2022

KOMODITI / NEGARA TUJUAN	BERAT BERSIH (KG)		PERUB	NILAI FOB (US $)		PERUB
	JAN-JUN 2021	JAN-JUN 2022	%	JAN-JUN 2021	JAN-JUN 2022	%
(1)	(2)	(3)	(4)	(5)	(6)	(7)
HONG KONG	32.745	29.647	-9,46	291.645	247.707	-15,07
KOREA, REPUBLIC OF	5.820	1.101	-81,08	44.493	4.409	-90,09
TAIWAN	17.603	12.547	-28,72	126.292	113.736	-9,94
CHINA	941.606	513.840	-45,43	4.274.987	3.460.337	-19,06
THAILAND	105.867	177.989	68,12	1.162.274	1.160.980	-0,11
SINGAPORE	753.467	537.726	-28,63	2.005.006	1.290.212	-35,65
PHILIPPINES	23.568	39.294	66,73	529.327	349.851	-33,91
MALAYSIA	125.399	197.850	57,78	896.906	1.095.713	22,17
MYANMAR	-	144.524	-	-	1.576.465	-
CAMBODIA	849	790	-6,91	33.008	29.752	-9,86
BRUNEI DARUSSALAM	21.045	1	-100,00	197.743	24	-99,99
NEPAL	2	4	122,96	140	34	-75,44
VIET NAM	23.495	62.675	166,76	392.722	746.493	90,08
MALDIVES	-	85	-	-	804	-
INDIA	14.090	26.254	86,33	109.435	632.256	477,74
PAKISTAN	17.564	2.912	-83,42	113.494	80.628	-28,96
BANGLADESH	4	1	-85,82	52	1	-98,59
SRI LANKA	39.055	32.105	-17,79	136.140	100.995	-25,82
IRAN (ISLAMIC REPUBLIC OF)	-	63.373	-	-	161.000	-
SAUDI ARABIA	21.005	73.573	250,26	16.122	136.316	745,54
LEBANON	14.031	-	-100,00	26.061	-	-100,00
YEMEN	-	1	-	-	76	-
TURKEY	40.400	26.400	-34,65	181.140	175.560	-3,08
UNITED ARAB EMIRATES	25.242	71.922	184,93	71.423	130.165	82,25
QATAR	-	29.797	-	-	77.871	-
BAHRAIN	9	-	-100,00	5	-	-100,00
EGYPT	37.045	14.895	-59,79	112.870	39.210	-65,26
MOROCCO	-	8.048	-	-	55.138	-
ANGOLA	-	71.756	-	-	639.263	-
CONGO	4.220	12.602	198,63	44.900	89.754	99,90
COTE D'IVOIRE	13.194	61.436	365,64	111.581	620.574	456,17
MAURITANIA	-	387	-	-	137.824	-
SOUTH AFRICA	1.185	80	-93,22	18.141	1.029	-94,33
DEMOCRATIC REP. OF THE CONGO	-	3.722	-	-	50.998	-
AUSTRALIA	39.378	52.688	33,80	292.984	890.388	203,90
NEW ZEALAND	3.948	396	-89,97	17.544	2.922	-83,35
SOLOMON ISLANDS	221	399	80,76	3.837	5.138	33,89
EAST TIMOR	12.281	20.796	69,34	5.357	20.410	281,00
UNITED STATES	528.453	662.677	25,40	2.867.530	3.259.636	13,67
CANADA	-	48.620	-	-	133.782	-
MEXICO	975	41	-95,78	13.314	1.147	-91,38
NICARAGUA	-	104	-	-	3.038	-
CHILE	-	49.030	-	-	709.730	-
ARGENTINA	13	16.979	129.512,67	175	265.611	151.677,77
BRAZIL	27.794	47.801	71,98	312.956	754.620	141,13
COLOMBIA	45	49	8,43	958	1.210	26,25
URUGUAY	4.016	1.916	-52,29	62.326	30.553	-50,98
PARAGUAY	-	1.343	-	-	6.687	-
ECUADOR	-	42.700	-	-	343.542	-
PERU	36.193	20.460	-43,47	440.561	325.965	-26,01
UNITED KINGDOM	18.118	12.472	-31,16	176.030	87.023	-50,56
NETHERLANDS	111.476	126.224	13,23	354.618	234.513	-33,87
FRANCE	-	819	-	-	588.012	-
GERMANY, FED. REP. OF	532	1.179	121,52	5.186	13.040	151,46
BELGIUM	239	101	-57,90	9.695	24.809	155,89
DENMARK	1.430	-	-100,00	13.512	-	-100,00
NORWAY	-	101	-	-	4.670	-
SWEDEN	-	6.309	-	-	12.680	-
ITALY	10	-	-100,00	169	-	-100,00
SPAIN	18.345	73.537	300,86	58.874	387.351	557,93
GREECE	8.760	6.240	-28,77	138.822	102.491	-26,17
ROMANIA	16.302	-	-100,00	126.945	-	-100,00
CZECH REPUBLIC	1.624	20	-98,77	4.386	96	-97,81
RUSSIA FEDERATION	458	199	-56,54	22.476	6.709	-70,15
BARANG DARI KARET LAINNYA	**45.820.624**	**40.533.865**	**-11,54**	**532.613.352**	**287.757.402**	**-45,97**
JAPAN	3.434.109	2.740.291	-20,20	49.956.795	26.674.313	-46,61
HONG KONG	29.307	23.896	-18,46	707.328	320.660	-54,67
KOREA, REPUBLIC OF	811.084	400.465	-50,63	11.081.929	4.588.895	-58,59
TAIWAN	1.632.967	2.991.313	83,18	16.376.548	14.575.550	-11,00
CHINA	2.518.317	5.745.916	128,16	27.053.337	24.940.640	-7,81
MONGOLIA	15.674	2	-99,99	129.314	208	-99,84
MACAU	-	3	-	-	155	-
PAPUA NEW GUINEA	4.753	6.656	40,06	70.055	84.880	21,16
THAILAND	418.533	585.933	40,00	5.644.592	4.915.576	-12,92
SINGAPORE	498.953	449.508	-9,91	7.730.773	7.487.323	-3,15
PHILIPPINES	196.833	158.048	-19,70	3.481.951	2.717.274	-21,96
MALAYSIA	2.616.258	1.777.471	-32,06	9.790.108	6.436.016	-34,26
MYANMAR	17	955	5.519,06	200	3.555	1.677,65
CAMBODIA	2.423	3.220	32,91	33.328	32.408	-2,76
BRUNEI DARUSSALAM	2.701	464	-82,83	13.220	6.262	-52,63
LAO PEOPLE'S DEM. REP.	-	0	-	-	15	-
NEPAL	40	26	-36,14	848	830	-2,12

https://www.bps.go.id

TABEL 6. PERKEMBANGAN EKSPOR INDONESIA MENURUT KOMODITI DAN NEGARA TUJUAN
JANUARI - JUNI 2021 DAN 2022

KOMODITI / NEGARA TUJUAN	BERAT BERSIH (KG)		PERUB	NILAI FOB (US $)		PERUB
	JAN-JUN 2021	JAN-JUN 2022	%	JAN-JUN 2021	JAN-JUN 2022	%
(1)	(2)	(3)	(4)	(5)	(6)	(7)
VIET NAM	207.614	217.380	4,70	2.763.850	2.863.052	3,59
MALDIVES	5.589	354	-93,67	42.478	6.761	-84,08
INDIA	526.811	377.757	-28,29	5.810.623	2.157.194	-62,87
PAKISTAN	1.212.175	907.493	-25,14	16.598.073	11.441.228	-31,07
BANGLADESH	779	87	-88,88	2.241	6.322	182,03
SRI LANKA	10.099	228	-97,74	11.295	378	-96,65
IRAQ	-	6	-	-	8.999	-
IRAN (ISLAMIC REPUBLIC OF)	-	228	-	-	10.808	-
SAUDI ARABIA	3.178	24.047	656,73	79.468	76.473	-3,77
ISRAEL	205.742	137.397	-33,22	2.119.940	515.175	-75,70
KUWAIT	172	314	82,31	70.085	115.112	64,25
LEBANON	-	16.103	-	-	68.832	-
YEMEN	41.959	7.159	-82,94	395.358	63.752	-83,87
OMAN	-	50.116	-	-	1.049.058	-
TURKEY	1.126.857	141.164	-87,47	10.664.886	1.013.143	-90,50
UNITED ARAB EMIRATES	64.991	96.032	47,76	524.235	632.943	20,74
QATAR	9.751	16.601	70,25	107.160	84.474	-21,17
BAHRAIN	378	-	-100,00	5.754	-	-100,00
EGYPT	53.861	61.979	15,07	446.949	720.576	61,22
MOROCCO	17.160	41.840	143,82	166.650	201.224	20,75
ALGERIA	4.204	0	-100,00	16.661	2.520	-84,87
SUDAN	384	4	-98,91	354	800	126,39
ETHIOPIA	99	0	-99,99	57	195	244,60
KENYA	14.525	41.610	186,47	236.550	159.145	-32,72
REUNION	97	106	9,28	3.856	2.435	-36,84
MOZAMBIQUE	-	17.761	-	-	74.603	-
GHANA	135.271	32.477	-75,99	1.339.613	158.583	-88,16
GUINEA	113	-	-100,00	6.816	-	-100,00
ANGOLA	3	1	-61,83	910	625	-31,35
CAMEROON	964	28.190	2.824,27	10.018	151.686	1.414,08
NIGERIA	19.945	1.003	-94,97	14.763	12.107	-17,99
COTE D'IVOIRE	103	-	-100,00	4.852	-	-100,00
SENEGAL	-	9	-	-	236	-
MAURITANIA	21	230	995,24	780	1.947	149,59
BURKINA FASO	12	34	183,33	565	2.060	264,91
DJIBOUTI	-	175.514	-	-	663.872	-
SOUTH AFRICA	328.422	116.654	-64,48	4.200.343	1.633.857	-61,10
ZIMBABWE	-	7.169	-	-	31.032	-
ZAMBIA	-	6	-	-	450	-
MAURITIUS	1	-	-100,00	264	-	-100,00
AUSTRALIA	481.455	568.582	18,10	3.650.616	2.582.950	-29,25
NEW ZEALAND	285.595	127.894	-55,22	404.121	242.764	-39,93
NEW CALEDONIA	121	8.850	7.214,05	424	39.024	9.109,11
FIJI	-	10	-	-	10	-
SOLOMON ISLANDS	270	35	-87,20	1.404	2.114	50,63
EAST TIMOR	167.016	332.216	98,91	71.618	123.232	72,07
UNITED STATES	14.948.828	13.084.125	-12,47	202.075.534	115.943.078	-42,62
CANADA	1.045.649	580.673	-44,47	12.625.928	7.679.468	-39,18
MEXICO	122.994	308.493	150,82	937.214	1.825.767	94,81
GUATEMALA	42.854	-	-100,00	546.004	-	-100,00
HONDURAS	65.635	39.028	-40,54	633.190	227.655	-64,05
NICARAGUA	-	0	-	-	9	-
PANAMA	54.951	44	-99,92	640.536	535	-99,92
CHILE	91.041	60.896	-33,11	712.427	618.884	-13,13
ARGENTINA	33.142	23.130	-30,21	217.322	158.137	-27,23
BRAZIL	118.114	116.770	-1,14	1.703.961	1.850.660	8,61
COLOMBIA	30.841	159.621	417,57	363.614	777.250	113,76
BOLIVIA	31.950	-	-100,00	266.190	-	-100,00
URUGUAY	16.760	24.454	45,91	259.200	27.006	-89,58
ECUADOR	57.208	235	-99,59	473.088	21.685	-95,42
PERU	57.240	78	-99,86	759.565	891	-99,88
TRINIDAD AND TOBAGO	17	26	56,81	33	393	1.095,90
JAMAICA	-	15.996	-	-	92.369	-
EL SALVADOR	125.649	123.657	-1,59	1.588.879	668.903	-57,90
COSTA RICA	125.927	36.877	-70,72	1.342.541	283.182	-78,91
HAITI	15.104	-	-100,00	173.880	-	-100,00
ARUBA	234	-	-100,00	1.216	-	-100,00
FRENCH POLYNESIA	156	1.230	688,46	2.839	10.007	252,55
MARTINIQUE	-	549	-	-	839	-
GUADELOUPE	-	17	-	-	181	-
VIRGIN ISLANDS (BRITISH)	62	-	-100,00	161	-	-100,00
UNITED KINGDOM	753.401	355.862	-52,77	7.431.128	1.810.833	-75,63
NETHERLANDS	1.704.834	887.432	-47,95	15.802.767	2.633.975	-83,33
FRANCE	1.257.801	940.996	-25,19	9.764.146	3.752.980	-61,56
GERMANY, FED. REP. OF	2.325.569	1.763.153	-24,18	26.205.355	9.371.523	-64,24
AUSTRIA	-	139	-	-	7.699	-
BELGIUM	442.768	299.527	-32,35	3.980.954	1.713.503	-56,96
SWITZERLAND	6.308	23.435	271,51	19.916	37.015	85,85
DENMARK	324.360	142.229	-56,15	1.610.771	248.451	-84,58
NORWAY	13.390	1	-99,99	438.383	400	-99,91
SWEDEN	136.181	74.911	-44,99	1.019.425	280.904	-72,44
FINLAND	242.825	64.541	-73,42	4.265.218	392.014	-90,81
IRELAND	42.659	53.142	24,57	137.059	89.485	-34,71

https://www.bps.go.id

TABEL 6. PERKEMBANGAN EKSPOR INDONESIA MENURUT KOMODITI DAN NEGARA TUJUAN
JANUARI - JUNI 2021 DAN 2022

KOMODITI / NEGARA TUJUAN	BERAT BERSIH (KG)		PERUB	NILAI FOB (US $)		PERUB
	JAN-JUN 2021	JAN-JUN 2022	%	JAN-JUN 2021	JAN-JUN 2022	%
(1)	(2)	(3)	(4)	(5)	(6)	(7)
ITALY	2.627.955	1.891.687	-28,02	27.854.851	9.357.013	-66,41
SPAIN	432.286	137.052	-68,30	6.541.989	887.843	-86,43
PORTUGAL	148.972	102.996	-30,86	1.320.473	464.163	-64,85
GREECE	243.211	225.113	-7,44	2.862.139	1.350.030	-52,83
HUNGARY	-	18	-	-	196	-
POLAND	369.000	188.504	-48,91	7.748.007	3.393.832	-56,20
ROMANIA	70.615	6.108	-91,35	1.000.565	25.126	-97,49
AZERBAIJAN	448	-	-100,00	16.345	-	-100,00
KAZAKHSTAN	162	0	-99,90	11.855	4	-99,97
UKRAINE	33.886	33.822	-0,19	440.688	243.602	-44,72
UZBEKISTAN	-	8.760	-	-	40.839	-
LITHUANIA	148.716	113.707	-23,54	2.047.651	422.548	-79,36
LATVIA	7.183	38.922	441,87	77.573	174.587	125,06
CROATIA	37.781	17.758	-53,00	429.539	89.617	-79,14
MALTA	1	-	-100,00	7.502	-	-100,00
SLOVENIA	29.976	81.291	171,19	307.639	403.801	31,26
CZECH REPUBLIC	191.039	45.384	-76,24	3.611.626	540.504	-85,03
REP. OF MACEDONIA	4	-	-100,00	1.999	-	-100,00
RUSSIA FEDERATION	137.236	22.667	-83,48	490.514	131.705	-73,15
KACA	**271.902.646**	**251.305.210**	**-7,58**	**150.500.776**	**160.295.488**	**6,51**
JAPAN	10.739.757	6.722.774	-37,40	13.810.924	12.900.965	-6,59
HONG KONG	474.101	153.302	-67,66	185.117	76.737	-58,55
KOREA, REPUBLIC OF	18.379.115	21.386.705	16,36	8.187.414	9.633.675	17,66
TAIWAN	7.330.316	3.323.004	-54,67	3.216.390	2.395.265	-25,53
CHINA	7.094.747	6.631.490	-6,53	3.124.519	4.691.219	50,14
MONGOLIA	-	124	-	-	1.559	-
PAPUA NEW GUINEA	1.792.112	3.691.628	105,99	838.857	1.699.470	102,59
THAILAND	31.364.761	12.151.187	-61,26	13.104.445	7.743.805	-40,91
SINGAPORE	4.345.472	2.735.186	-37,06	2.557.479	2.396.854	-6,28
PHILIPPINES	18.796.884	21.032.357	11,89	8.866.512	10.637.599	19,98
MALAYSIA	34.444.965	28.895.843	-16,11	16.016.242	16.903.419	5,54
MYANMAR	3.099.255	6.637.095	114,15	1.304.214	3.146.913	141,29
CAMBODIA	3.444.722	1.762.473	-48,84	1.171.585	976.944	-16,61
BRUNEI DARUSSALAM	76.689	87.350	13,90	69.308	42.115	-39,23
LAO PEOPLE'S DEM. REP.	4	69	1.570,73	368	2.338	534,81
NEPAL	350.631	400.916	14,34	209.729	244.080	16,38
VIET NAM	20.586.707	23.810.250	15,66	11.613.449	14.601.434	25,73
MALDIVES	186.431	62.078	-66,70	93.534	92.250	-1,37
INDIA	42.165.998	48.648.655	15,37	17.703.428	19.399.162	9,58
PAKISTAN	1.158.219	1.253.675	8,24	981.204	961.332	-2,03
BANGLADESH	145.539	350.390	140,75	978.967	2.352.938	140,35
SRI LANKA	818.953	465.764	-43,13	349.908	223.776	-36,05
AFGHANISTAN	996.300	673.265	-32,42	758.211	510.200	-32,71
IRAQ	1.219	188.075	15.331,79	6.747	102.319	1.416,47
IRAN (ISLAMIC REPUBLIC OF)	-	41.449	-	-	42.347	-
SAUDI ARABIA	938.710	488.734	-47,94	1.181.878	1.334.672	12,93
ISRAEL	6.308	6.421	1,79	42.703	18.037	-57,76
KUWAIT	57.220	43.007	-24,84	80.004	58.856	-26,43
JORDAN	236	83	-64,62	3.824	1.547	-59,54
LEBANON	192.001	597.166	211,02	152.673	511.665	235,14
YEMEN	288.955	91.996	-68,16	190.212	58.967	-69,00
OMAN	89.466	390	-99,56	86.750	2.065	-97,62
TURKEY	272.263	266.846	-1,99	237.127	213.666	-9,89
UNITED ARAB EMIRATES	2.252.385	2.212.589	-1,77	1.728.062	1.783.835	3,23
QATAR	467.241	159.646	-65,83	420.894	179.586	-57,33
BAHRAIN	8.887	135	-98,48	10.200	2.816	-72,39
CYPRUS	198	-	-100,00	1.596	-	-100,00
EGYPT	260	-	-100,00	3.156	-	-100,00
MOROCCO	572	4.709	723,29	191	37.904	19.774,31
TUNISIA	-	2.075	-	-	32.261	-
SUDAN	32.240	16.310	-49,41	24.970	16.434	-34,18
NAMIBIA	-	107	-	-	343	-
TANZANIA, UNITED REP. OF	971.834	1.518.889	56,29	330.338	861.597	160,82
MADAGASCAR	329.426	148.839	-54,82	172.831	115.282	-33,30
SOMALIA	282.530	437.916	55,00	248.696	378.974	52,38
KENYA	2.597.211	2.719.581	4,71	825.489	1.182.142	43,21
REUNION	9.327	7.561	-18,93	29.790	42.367	42,22
MOZAMBIQUE	19.065	57.727	202,79	8.166	36.747	350,00
TOGO	19	-	-100,00	50	-	-100,00
GHANA	1.169.190	1.676.866	43,42	398.735	751.951	88,58
GUINEA	1	-	-100,00	3	-	-100,00
ANGOLA	51.840	113.040	118,06	29.261	45.216	54,53
CONGO	19.365	18.840	-2,71	7.704	7.536	-2,18
CAMEROON	346.943	243.689	-29,76	103.232	138.528	34,19
NIGERIA	80.651	96.616	19,80	35.696	72.168	102,17
SIERRA LEONE	19.132	37.850	97,84	13.136	15.826	20,48
GABON	36.494	20.382	-44,15	29.093	14.783	-49,19
COTE D'IVOIRE	140.158	322.213	129,89	92.555	129.299	39,70
SENEGAL	126.524	154.840	22,38	95.919	110.341	15,04
SEYCHELLES	275	420	52,65	3.731	4.939	32,36
UGANDA	258.266	186.817	-27,66	95.587	107.679	12,65
CENTRAL AFRICAN REPUBLIC	39.140	-	-100,00	25.837	-	-100,00

https://www.bps.go.id

TABEL 6. PERKEMBANGAN EKSPOR INDONESIA MENURUT KOMODITI DAN NEGARA TUJUAN
JANUARI - JUNI 2021 DAN 2022

KOMODITI / NEGARA TUJUAN	BERAT BERSIH (KG)		PERUB	NILAI FOB (US $)		PERUB
	JAN-JUN 2021	JAN-JUN 2022	%	JAN-JUN 2021	JAN-JUN 2022	%
(1)	(2)	(3)	(4)	(5)	(6)	(7)
NIGER	282	-	-100,00	5.959	-	-100,00
DJIBOUTI	-	45.111	-	-	44.335	-
SOUTH AFRICA	2.846.209	2.851.748	0,19	1.862.697	2.068.087	11,03
ZIMBABWE	-	9.660	-	-	7.124	-
MAURITIUS	1.209	1.247.719	103.075,21	2.325	664.977	28.497,58
RWANDA	121.320	212.890	75,48	40.108	95.070	137,04
MAYOTTE	19.002	-	-100,00	8.331	-	-100,00
AUSTRALIA	11.956.073	10.400.702	-13,01	7.106.209	7.365.357	3,65
NEW ZEALAND	8.801.981	8.832.003	0,34	3.933.397	4.277.937	8,76
MICRONESIA, FED. STATES OF	2.700	1.800	-33,33	1.368	900	-34,21
NEW CALEDONIA	3.523	1.871	-46,90	12.799	6.489	-49,30
NORTHERN MARIANA ISLANDS	150	-	-100,00	329	-	-100,00
SAINT VINCENT AND THE GRENADINES	46.222	-	-100,00	16.783	-	-100,00
VANUATU	10.965	-	-100,00	5.877	-	-100,00
WALLIS AND FUTUNA ISLANDS	550	69	-87,45	35	336	860,17
COOK ISLANDS	83	-	-100,00	232	-	-100,00
FIJI	16.287	8.523	-47,67	11.997	10.696	-10,84
KIRIBATI	-	170	-	-	524	-
SOLOMON ISLANDS	1	-	-100,00	31	-	-100,00
EAST TIMOR	506.636	470.817	-7,07	230.989	256.750	11,15
UNITED STATES	8.863.513	8.107.580	-8,53	8.301.455	8.698.836	4,79
CANADA	1.490.291	1.201.838	-19,36	561.176	536.989	-4,31
MEXICO	2.886.110	1.754.760	-39,20	1.707.801	1.571.160	-8,00
GUATEMALA	70.121	204.012	190,94	50.554	112.659	122,85
HONDURAS	22.879	98.081	328,70	14.179	73.906	421,23
NICARAGUA	88.559	72.028	-18,67	24.839	30.242	21,75
PANAMA	372.937	183.642	-50,76	287.265	166.044	-42,20
SURINAME	21.278	6.758	-68,24	10.538	5.526	-47,56
CHILE	2.669.654	1.536.620	-42,44	897.219	692.412	-22,83
ARGENTINA	153.788	357.601	132,53	86.900	193.350	122,50
BRAZIL	1.849.948	468.844	-74,66	1.362.928	334.325	-75,47
COLOMBIA	351.287	196.552	-44,05	143.676	87.739	-38,93
BOLIVIA	23	5	-79,07	312	19	-93,88
URUGUAY	128.246	134.633	4,98	56.924	83.979	47,53
PARAGUAY	64.498	61.497	-4,65	47.681	42.134	-11,63
ECUADOR	1.430.689	1.245.050	-12,98	509.748	570.271	11,87
PERU	3.145.637	1.685.955	-46,40	1.217.230	794.360	-34,74
GUYANA	184.002	46.404	-74,78	111.119	18.961	-82,94
TRINIDAD AND TOBAGO	116.073	23.220	-80,00	39.520	8.916	-77,44
BAHAMAS	918	602	-34,42	2.952	2.356	-20,17
JAMAICA	133.604	44.867	-66,42	53.411	22.548	-57,78
PUERTO RICO	189.472	21.222	-88,80	62.112	9.111	-85,33
DOMINICAN REPUBLIC	119.616	74.194	-37,97	45.153	32.824	-27,31
EL SALVADOR	-	88	-	-	655	-
COSTA RICA	3.527	4.029	14,21	8.682	23.057	165,56
HAITI	273.065	226.515	-17,05	114.380	103.548	-9,47
BARBADOS	23.034	-	-100,00	6.354	-	-100,00
ANTIGUA AND BARBUDA	-	537	-	-	2.869	-
ARUBA	697	1.831	162,66	2.569	5.374	109,15
CAYMAN ISLANDS	55	160	190,91	101	2.892	2.768,66
DOMINICA	2.110	-	-100,00	25.892	-	-100,00
FRENCH GUIANA	242	126	-47,93	1.284	434	-66,20
FRENCH POLYNESIA	7.817	1.290	-83,49	23.180	4.752	-79,50
MARTINIQUE	4.602	2.063	-55,17	22.624	13.394	-40,80
NETHERLANDS ANTILLES	12.894	92	-99,29	10.259	758	-92,61
TURKS AND CAICOS ISLANDS	120	-	-100,00	83	-	-100,00
GUADELOUPE	4.923	6.724	36,57	22.642	31.334	38,39
VIRGIN ISLANDS (BRITISH)	316	289	-8,54	3.543	2.660	-24,92
U.S. VIRGIN ISLANDS	438	1.053	140,31	1.032	6.144	495,32
UNITED KINGDOM	537.414	4.149.546	672,13	533.265	3.987.204	647,70
NETHERLANDS	515.299	568.753	10,37	2.003.166	1.989.991	-0,66
FRANCE	246.094	257.192	4,51	963.418	979.036	1,62
GERMANY, FED. REP. OF	504.903	493.160	-2,33	2.398.500	998.162	-58,38
AUSTRIA	3.939	3.642	-7,54	16.011	11.301	-29,41
BELGIUM	181.537	168.755	-7,04	951.087	843.342	-11,33
SWITZERLAND	536	14.532	2.611,15	4.807	131.231	2.629,80
GIBRALTAR	628.094	70.158	-88,83	201.561	28.839	-85,69
DENMARK	10.035	11.652	16,11	30.517	71.820	135,35
NORWAY	1.875	889	-52,59	18.259	7.590	-58,43
SWEDEN	1.252	2.655	112,02	2.896	15.669	440,99
FINLAND	746	1	-99,84	5.778	23	-99,61
IRELAND	23.802	292.213	1.127,67	94.591	169.926	79,64
ITALY	128.660	28.985	-77,47	116.728	259.959	122,70
SPAIN	905.443	309.591	-65,81	1.898.054	1.200.530	-36,75
PORTUGAL	122.711	27.178	-77,85	82.278	34.552	-58,01
ICELAND	225	19.560	8.593,33	936	9.581	923,89
GREECE	5.453	6.558	20,28	29.547	45.131	52,74
HUNGARY	136	265	94,85	486	1.020	110,03
POLAND	28.892	127.382	340,90	44.568	227.313	410,03
ROMANIA	3.511	98.180	2.696,75	8.801	52.365	495,00
BULGARIA	61.455	22.108	-64,03	37.255	16.763	-55,00
ALBANIA	348	1.134	226,19	1.354	6.493	379,56
KAZAKHSTAN	260	-	-100,00	823	-	-100,00

https://www.bps.go.id

TABEL 6. PERKEMBANGAN EKSPOR INDONESIA MENURUT KOMODITI DAN NEGARA TUJUAN
JANUARI - JUNI 2021 DAN 2022

KOMODITI / NEGARA TUJUAN	BERAT BERSIH (KG)		PERUB	NILAI FOB (US $)		PERUB
	JAN-JUN 2021	JAN-JUN 2022	%	JAN-JUN 2021	JAN-JUN 2022	%
(1)	(2)	(3)	(4)	(5)	(6)	(7)
UKRAINE	1.288	-	-100,00	15.659	-	-100,00
UZBEKISTAN	46.080	-	-100,00	35.328	-	-100,00
LITHUANIA	1.114	-	-100,00	4.063	-	-100,00
LATVIA	456	-	-100,00	1.976	-	-100,00
GEORGIA	-	267	-	-	2.106	-
CROATIA	1.011	330	-67,36	3.129	1.395	-55,41
MALTA	760	2.118	178,68	7.441	9.052	21,65
SLOVAKIA	-	2.580	-	-	10.923	-
SLOVENIA	814	3.497	329,61	4.532	7.742	70,83
CZECH REPUBLIC	1.351	254	-81,20	2.930	1.262	-56,93
REP. OF MACEDONIA	-	463	-	-	5.310	-
RUSSIA FEDERATION	19.748	9.725	-50,76	45.612	37.977	-16,74
MONTENEGRO	-	636	-	-	20	-
KERAMIK	**157.706.877**	**196.427.815**	**24,55**	**171.327.625**	**192.079.315**	**12,11**
JAPAN	2.758.375	2.557.434	-7,28	20.343.902	18.104.580	-11,01
HONG KONG	559.907	534.011	-4,63	1.090.265	1.801.213	65,21
KOREA, REPUBLIC OF	4.032.152	2.851.918	-29,27	7.656.048	7.013.129	-8,40
TAIWAN	16.241.596	6.984.610	-57,00	5.628.964	2.644.970	-53,01
CHINA	4.533.236	1.951.511	-56,95	18.920.656	9.955.501	-47,38
MACAU	8.876	270.849	2.951,64	151.458	209.273	38,17
PAPUA NEW GUINEA	47.997	37.778	-21,29	18.263	12.859	-29,59
THAILAND	10.141.188	17.204.732	69,65	9.095.229	13.365.032	46,95
SINGAPORE	1.609.080	1.658.713	3,08	1.927.632	2.084.291	8,13
PHILIPPINES	44.068.980	75.229.376	70,71	7.764.601	13.590.502	75,03
MALAYSIA	30.657.747	46.254.240	50,87	19.889.485	24.480.183	23,08
MYANMAR	78.793	81.043	2,86	30.841	34.538	11,98
CAMBODIA	546.289	812.174	48,67	198.580	275.395	38,68
BRUNEI DARUSSALAM	1.962.173	1.871.310	-4,63	469.921	500.476	6,50
LAO PEOPLE'S DEM. REP.	-	74.515	-	-	22.168	-
VIET NAM	1.937.552	2.431.737	25,51	1.227.482	3.526.107	187,26
MALDIVES	379.567	320.918	-15,45	343.721	188.403	-45,19
INDIA	1.418.713	1.391.345	-1,93	11.628.501	11.079.357	-4,72
PAKISTAN	214.895	185.793	-13,54	173.013	270.645	56,43
BANGLADESH	158.194	206.701	30,66	105.111	100.350	-4,53
SRI LANKA	38.866	503	-98,71	60.238	1.576	-97,38
IRAQ	3.711	3.516	-5,25	268.859	1.270	-99,53
SAUDI ARABIA	52.662	143.277	172,07	211.920	633.059	198,73
ISRAEL	16.634	3.542	-78,71	51.828	12.143	-76,57
KUWAIT	71.628	82.264	14,85	167.373	413.197	146,87
JORDAN	59	103	74,83	492	594	20,80
LEBANON	157	494	214,65	118	39	-66,72
PALESTINA	150	-	-100,00	346	-	-100,00
YEMEN	2.936.138	709.188	-75,85	509.786	113.516	-77,73
OMAN	97.467	254.121	160,73	78.695	132.385	68,23
TURKEY	2.824	8.333	195,05	26.554	33.637	26,68
UNITED ARAB EMIRATES	1.080.440	168.604	-84,39	886.785	1.083.017	22,13
QATAR	305.487	292.860	-4,13	929.895	2.095.564	125,35
BAHRAIN	270.465	264.392	-2,25	106.155	152.974	44,10
CYPRUS	-	21	-	-	43	-
EGYPT	6.210	1.929	-68,93	93.201	32.955	-64,64
MOROCCO	19.222	14.070	-26,80	61.507	20.364	-66,89
ALGERIA	1.087	-	-100,00	2.345	-	-100,00
ETHIOPIA	5.015	-	-100,00	12.813	-	-100,00
TANZANIA, UNITED REP. OF	178	52.228	29.324,45	248	28.598	11.454,71
MADAGASCAR	704.288	257.681	-63,41	149.480	53.811	-64,00
KENYA	453.544	119.600	-73,63	82.717	29.484	-64,36
REUNION	210.998	62.723	-70,27	49.463	32.088	-35,13
TOGO	220	24.064	10.838,18	123	1.920	1.467,35
LIBERIA	13.637	-	-100,00	4.960	-	-100,00
GUINEA	50.698	29.230	-42,34	14.296	11.360	-20,54
ANGOLA	-	250	-	-	1.875	-
CAMEROON	12.498	-	-100,00	31.349	-	-100,00
NIGERIA	9.587	440	-95,41	8.431	115	-98,64
GABON	245	-	-100,00	231	-	-100,00
COTE D'IVOIRE	-	1.748	-	-	1.556	-
SENEGAL	50	2.520	4.940,00	151	539	255,94
GAMBIA	7.854	-	-100,00	23.905	-	-100,00
SEYCHELLES	442	2.004	353,39	1.490	2.942	97,44
CENTRAL AFRICAN REPUBLIC	-	13	-	-	501	-
SOUTH AFRICA	1.230.268	625.803	-49,13	7.953.321	3.575.036	-55,05
MAURITIUS	3.916.753	2.311.986	-40,97	748.665	476.832	-36,31
MAYOTTE	203.571	372.447	82,96	65.650	82.833	26,17
AUSTRALIA	3.554.684	3.955.281	11,27	3.130.993	2.896.152	-7,50
NEW ZEALAND	123.449	133.525	8,16	326.151	268.740	-17,60
GUAM	640	-	-100,00	3.088	-	-100,00
NEW CALEDONIA	7.474	5.454	-27,02	9.482	13.503	42,40
NORTHERN MARIANA ISLANDS	-	140	-	-	455	-
SAINT VINCENT AND THE GRENADINES	-	488	-	-	2.500	-
VANUATU	1.885	25.340	1.244,30	422	8.232	1.850,48
AMERICAN SAMOA	50.320	50.512	0,38	16.197	17.431	7,61
COOK ISLANDS	18	8	-55,56	25	17	-33,76
FIJI	3.858	310	-91,96	1.244	313	-74,87

https://www.bps.go.id

TABEL 6. PERKEMBANGAN EKSPOR INDONESIA MENURUT KOMODITI DAN NEGARA TUJUAN
JANUARI - JUNI 2021 DAN 2022

KOMODITI / NEGARA TUJUAN	BERAT BERSIH (KG)		PERUB	NILAI FOB (US $)		PERUB
	JAN-JUN 2021	JAN-JUN 2022	%	JAN-JUN 2021	JAN-JUN 2022	%
(1)	(2)	(3)	(4)	(5)	(6)	(7)
SOLOMON ISLANDS	-	1.191	-	-	4.606	-
EAST TIMOR	1.435.432	2.993.090	108,51	363.867	667.381	83,41
UNITED STATES	11.500.158	14.131.687	22,88	27.428.016	49.497.442	80,46
CANADA	46.640	100.959	116,46	194.190	470.765	142,42
MEXICO	63.972	28.412	-55,59	174.883	170.484	-2,52
GUATEMALA	-	2.090	-	-	4.378	-
PANAMA	7.089	-	-100,00	1.033	-	-100,00
CURACAO	-	287	-	-	2.003	-
SURINAME	159	394	147,80	580	1.356	134,00
CHILE	952.990	76.875	-91,93	312.220	108.167	-65,36
ARGENTINA	95.061	61.069	-35,76	236.591	148.959	-37,04
BRAZIL	313.835	135.496	-56,83	1.022.370	222.688	-78,22
COLOMBIA	1.925	21.880	1.036,68	6.056	41.519	585,62
URUGUAY	296	6.618	2.135,71	518	18.354	3.443,24
ECUADOR	-	574	-	-	3.333	-
PERU	0	14.107	3.107.239,21	13	31.243	240.341,28
BAHAMAS	834	40	-95,20	6.952	110	-98,42
JAMAICA	777	1.932	148,64	5.756	18.423	220,06
PUERTO RICO	43.255	21.488	-50,32	42.075	44.491	5,74
BELIZE	328	-	-100,00	511	-	-100,00
DOMINICAN REPUBLIC	1.471	511	-65,26	2.138	219	-89,76
EL SALVADOR	-	201	-	-	715	-
COSTA RICA	1.073	17.171	1.500,29	4.037	21.939	443,39
HAITI	5.382	-	-100,00	8.166	-	-100,00
BARBADOS	-	165	-	-	772	-
ANTIGUA AND BARBUDA	583	1.199	105,65	550	3.507	537,58
ARUBA	2.544	2.047	-19,57	5.741	2.440	-57,49
CAYMAN ISLANDS	-	140	-	-	380	-
FRENCH POLYNESIA	22.889	103.397	351,74	16.284	22.799	40,01
MARTINIQUE	4.941	4.626	-6,38	5.167	7.090	37,22
NETHERLANDS ANTILLES	1.840	180	-90,22	408	2.146	425,62
TURKS AND CAICOS ISLANDS	268	-	-100,00	191	-	-100,00
GUADELOUPE	9.475	15.488	63,46	6.272	13.867	121,09
VIRGIN ISLANDS (BRITISH)	3.238	230	-92,90	7.197	1.380	-80,83
UNITED KINGDOM	862.798	629.984	-26,98	2.701.054	3.120.444	15,53
NETHERLANDS	623.495	516.975	-17,08	2.210.953	1.967.829	-11,00
FRANCE	1.484.116	1.540.125	3,77	2.099.227	2.751.594	31,08
GERMANY, FED. REP. OF	975.825	1.067.347	9,38	2.734.005	3.943.667	44,25
AUSTRIA	1.679	3.218	91,66	3.690	10.745	191,22
BELGIUM	577.970	219.354	-62,05	2.307.454	410.736	-82,20
SWITZERLAND	1.207	3.267	170,64	19.067	42.597	123,40
DENMARK	255.387	214.592	-15,97	1.157.543	781.648	-32,47
NORWAY	2.897	2.554	-11,84	2.811	2.283	-18,80
SWEDEN	89.375	39.123	-56,23	126.592	121.464	-4,05
FINLAND	700.609	728.896	4,04	4.037.072	4.523.923	12,06
IRELAND	168.084	132.943	-20,91	468.606	394.311	-15,85
ITALY	40.897	104.902	156,50	198.153	360.934	82,15
SPAIN	121.793	101.123	-16,97	204.667	191.495	-6,44
PORTUGAL	2.309	10.550	356,81	2.160	19.428	799,60
ICELAND	134	50	-62,69	340	22	-93,49
GREECE	22.314	39.670	77,78	79.500	86.181	8,40
HUNGARY	1.332	552	-58,56	2.212	667	-69,84
POLAND	730	28.110	3.750,68	1.614	14.618	805,81
ROMANIA	33.106	16.393	-50,48	110.049	42.701	-61,20
BULGARIA	700	440	-37,14	198	177	-10,56
ALBANIA	3.934	1.005	-74,47	6.107	1.336	-78,12
AZERBAIJAN	152	3.522	2.212,58	2.376	64.587	2.618,52
KYRGYZSTAN	10	-	-100,00	33	-	-100,00
UKRAINE	561	-	-100,00	1.520	-	-100,00
UZBEKISTAN	-	3	-	-	21	-
LITHUANIA	730	171	-76,58	4.690	398	-91,51
LATVIA	145.594	-	-100,00	30.816	-	-100,00
ESTONIA	4.229	-	-100,00	65.411	-	-100,00
GEORGIA	-	32	-	-	98	-
CROATIA	15.740	25.543	62,28	18.646	35.854	92,28
MALTA	491	-	-100,00	734	-	-100,00
SLOVENIA	-	1.178	-	-	748	-
CZECH REPUBLIC	178.482	333.033	86,59	59.099	116.387	96,93
RUSSIA FEDERATION	52.409	27.893	-46,78	63.473	47.327	-25,44
MONTENEGRO	641	-	-100,00	1.305	-	-100,00
SEMEN	**7.185.882.421**	**4.810.908.048**	**-33,05**	**235.870.149**	**196.498.498**	**-16,69**
JAPAN	132.000	44.621	-66,20	22.674	7.516	-66,85
HONG KONG	30.996.033	896.000	-97,11	915.425	111.754	-87,79
TAIWAN	598.039.549	552.134.428	-7,68	19.443.565	21.622.204	11,20
CHINA	849.733.117	148.793.062	-82,49	24.585.276	5.446.951	-77,84
PAPUA NEW GUINEA	32.711.039	52.858.257	61,59	1.422.930	2.664.292	87,24
SINGAPORE	1.955	3.230	65,23	12.452	13.684	9,90
PHILIPPINES	909.403.769	471.527.352	-48,15	32.220.008	18.900.595	-41,34
MALAYSIA	83.846.781	51.404.734	-38,69	2.655.575	2.098.180	-20,99
MYANMAR	54.609.404	-	-100,00	1.606.482	-	-100,00
CAMBODIA	440.000	792.000	80,00	47.802	86.043	80,00
BRUNEI DARUSSALAM	125.767.749	83.223.257	-33,83	3.823.113	2.966.244	-22,41

https://www.bps.go.id

TABEL 6. PERKEMBANGAN EKSPOR INDONESIA MENURUT KOMODITI DAN NEGARA TUJUAN
JANUARI - JUNI 2021 DAN 2022

KOMODITI / NEGARA TUJUAN	BERAT BERSIH (KG)		PERUB	NILAI FOB (US $)		PERUB
	JAN-JUN 2021	JAN-JUN 2022	%	JAN-JUN 2021	JAN-JUN 2022	%
(1)	(2)	(3)	(4)	(5)	(6)	(7)
VIET NAM	17.996.000	20.410.000	13,41	1.697.105	2.136.178	25,87
MALDIVES	43.876.180	60.523.143	37,94	1.731.182	2.701.288	56,04
BANGLADESH	2.976.737.631	2.204.926.606	-25,93	92.241.125	87.102.848	-5,57
SRI LANKA	354.146.474	305.752.269	-13,67	12.759.222	13.106.681	2,72
MOZAMBIQUE	50.000.000	-	-100,00	1.750.000	-	-100,00
COTE D'IVOIRE	48.817.842	-	-100,00	1.562.171	-	-100,00
MAURITIUS	138.477.000	176.569.000	27,51	5.470.488	7.527.898	37,61
AUSTRALIA	484.336.364	467.274.221	-3,52	16.263.735	17.858.997	9,81
FIJI	72.942.071	49.527.350	-32,10	2.274.445	2.811.814	23,63
EAST TIMOR	107.374.496	134.248.418	25,03	6.118.600	7.729.154	26,32
UNITED STATES	50.000.004	9	-100,00	1.750.003	7	-100,00
PERU	87.996.370	-	-100,00	2.837.885	-	-100,00
FRENCH POLYNESIA	67.500.000	30.000.000	-55,56	2.658.750	1.605.000	-39,63
FRANCE	8	-	-100,00	6	-	-100,00
ITALY	-	90	-	-	1.170	-
SPAIN	585	-	-100,00	130	-	-100,00
BARANG DARI BATU UNTUK KEPERLUAN RUMAH TANGGA	**24.913.097**	**23.579.522**	**-5,35**	**26.623.417**	**28.444.534**	**6,84**
JAPAN	1.317.046	749.815	-43,07	705.895	552.962	-21,67
HONG KONG	12.158	38.444	216,22	18.041	25.477	41,22
KOREA, REPUBLIC OF	2.680.020	2.960.706	10,47	4.847.996	5.043.271	4,03
TAIWAN	455.994	302.856	-33,58	91.374	83.079	-9,08
CHINA	2.870.632	1.894.289	-34,01	1.387.750	1.279.553	-7,80
MONGOLIA	-	8	-	-	1	-
PAPUA NEW GUINEA	340	4.612	1.256,47	195	13.919	7.045,16
THAILAND	267.342	252.537	-5,54	234.079	202.960	-13,29
SINGAPORE	91.963	191.689	108,44	96.338	236.739	145,74
PHILIPPINES	183.686	261.358	42,29	408.909	287.461	-29,70
MALAYSIA	345.619	1.227.411	255,13	301.326	588.628	95,35
CAMBODIA	49.000	947	-98,07	7.889	4.325	-45,18
BRUNEI DARUSSALAM	50	43.417	86.734,00	79	13.105	16.560,31
VIET NAM	207.534	163.021	-21,45	273.214	286.937	5,02
MALDIVES	175.648	150.128	-14,53	66.224	84.736	27,95
INDIA	87.868	157.650	79,42	182.095	139.799	-23,23
BANGLADESH	47.243	40.478	-14,32	99.848	86.240	-13,63
SRI LANKA	8.206	76.560	832,98	23.292	174.087	647,41
IRAQ	250.389	334.781	33,70	603.878	842.647	39,54
IRAN (ISLAMIC REPUBLIC OF)	-	24	-	-	187	-
SAUDI ARABIA	16.063	44.090	174,48	72.843	184.262	152,96
ISRAEL	57.256	24.612	-57,01	53.303	25.051	-53,00
KUWAIT	11.118	8.080	-27,33	11.175	11.015	-1,44
JORDAN	-	529	-	-	4.000	-
OMAN	1.845	19.000	929,81	2.760	10.000	262,26
TURKEY	15.655	9.934	-36,54	15.220	14.898	-2,12
UNITED ARAB EMIRATES	179.180	190.997	6,60	401.537	241.177	-39,94
QATAR	810	47.077	5.711,98	4.725	43.107	812,32
CYPRUS	52	-	-100,00	406	-	-100,00
EGYPT	20.753	1.275	-93,86	36.293	10.178	-71,96
MOROCCO	15.811	13.720	-13,22	30.288	14.854	-50,96
TUNISIA	-	28.886	-	-	13.787	-
TANZANIA, UNITED REP. OF	2.612	10.504	302,14	28	35.722	127.478,35
MADAGASCAR	-	14.640	-	-	18.082	-
REUNION	58.078	14.999	-74,17	53.061	12.330	-76,76
ANGOLA	-	3.075	-	-	11.315	-
GABON	5.096	27.250	434,73	10.080	28.750	185,21
COTE D'IVOIRE	12.700	9.372	-26,20	13.850	5.814	-58,02
SENEGAL	120	210	75,00	141	229	62,02
GAMBIA	-	37.635	-	-	42.591	-
NIGER	85.074	-	-100,00	39.449	-	-100,00
CHAD	-	1.805	-	-	921	-
SOUTH AFRICA	69.483	85.532	23,10	36.126	92.269	155,41
ZIMBABWE	3.253	-	-100,00	4.575	-	-100,00
MAURITIUS	37.260	46.587	25,03	17.305	24.480	41,46
AUSTRALIA	828.896	624.318	-24,68	611.358	471.818	-22,82
NEW ZEALAND	61.409	33.795	-44,97	48.455	46.240	-4,57
GUAM	24.846	-	-100,00	21.504	-	-100,00
NEW CALEDONIA	2.368	135	-94,30	2.243	124	-94,48
NORTHERN MARIANA ISLANDS	150	-	-100,00	216	-	-100,00
FIJI	7.875	27.928	254,65	8.250	17.681	114,31
SOLOMON ISLANDS	110	6	-94,57	2.606	298	-88,56
EAST TIMOR	4.533	15.081	232,66	7.400	9.290	25,53
UNITED STATES	6.484.655	5.826.314	-10,15	7.205.780	8.727.730	21,12
CANADA	381.936	204.611	-46,43	394.756	218.934	-44,54
MEXICO	468.999	722.189	53,99	316.894	576.682	81,98
GUATEMALA	-	3.357	-	-	6.528	-
PANAMA	54.370	34.918	-35,78	33.828	11.014	-67,44
CHILE	17.747	4.908	-72,34	16.393	8.636	-47,32
VENEZUELA	-	27.100	-	-	16.440	-
ARGENTINA	353.000	493.135	39,70	182.739	267.238	46,24
BRAZIL	1.201.551	609.066	-49,31	681.245	372.474	-45,32
COLOMBIA	86.008	81.617	-5,11	58.445	51.874	-11,24
URUGUAY	26.979	38.642	43,23	15.974	23.265	45,64

https://www.bps.go.id

TABEL 6. PERKEMBANGAN EKSPOR INDONESIA MENURUT KOMODITI DAN NEGARA TUJUAN
JANUARI - JUNI 2021 DAN 2022

KOMODITI / NEGARA TUJUAN	BERAT BERSIH (KG)		PERUB	NILAI FOB (US $)		PERUB
	JAN-JUN 2021	JAN-JUN 2022	%	JAN-JUN 2021	JAN-JUN 2022	%
(1)	(2)	(3)	(4)	(5)	(6)	(7)
PARAGUAY	156	-	-100,00	2.507	-	-100,00
ECUADOR	-	160	-	-	142	-
PERU	16	-	-100,00	325	-	-100,00
GUYANA	-	184	-	-	5.366	-
BAHAMAS	74	-	-100,00	242	-	-100,00
JAMAICA	-	592	-	-	1.659	-
PUERTO RICO	2.250	-	-100,00	5.139	-	-100,00
DOMINICAN REPUBLIC	55.239	77.997	41,20	48.769	55.748	14,31
COSTA RICA	65.328	206.698	216,40	52.688	79.689	51,25
BARBADOS	-	7.431	-	-	8.722	-
ARUBA	13.476	5.021	-62,74	3.318	5.317	60,26
CAYMAN ISLANDS	-	130	-	-	3.180	-
FRENCH GUIANA	133	15	-88,72	404	102	-74,75
FRENCH POLYNESIA	9.318	24.114	158,79	7.377	8.488	15,05
MARTINIQUE	150	21.000	13.900,00	742	28.820	3.785,59
NETHERLANDS ANTILLES	2.805	7.466	166,17	5.005	5.501	9,90
SAINT LUCIA	585	-	-100,00	4.567	-	-100,00
TURKS AND CAICOS ISLANDS	-	23.200	-	-	7.990	-
GUADELOUPE	21.105	21.260	0,73	6.794	29.274	330,91
VIRGIN ISLANDS (BRITISH)	1.735	55	-96,83	1.073	492	-54,19
U.S. VIRGIN ISLANDS	1.314	-	-100,00	3.749	-	-100,00
UNITED KINGDOM	8.917	65.516	634,69	17.073	131.234	668,68
NETHERLANDS	1.152.498	1.048.001	-9,07	1.937.437	1.896.878	-2,09
FRANCE	672.713	503.242	-25,19	635.746	461.249	-27,45
GERMANY, FED. REP. OF	853.213	725.844	-14,93	1.969.986	1.780.002	-9,64
AUSTRIA	282	320	13,54	446	19.870	4.350,76
BELGIUM	941.601	668.301	-29,03	592.569	459.905	-22,39
SWITZERLAND	34.163	38.402	12,41	79.644	87.656	10,06
DENMARK	49.354	37.914	-23,18	68.443	46.174	-32,54
NORWAY	6.106	3.308	-45,82	9.564	14.482	51,43
SWEDEN	2.399	3.305	37,72	9.557	9.167	-4,08
ITALY	195.955	172.407	-12,02	176.973	137.932	-22,06
SPAIN	843.112	1.260.613	49,52	685.191	964.757	40,80
PORTUGAL	51.119	87.199	70,58	36.146	51.358	42,09
ICELAND	984	-	-100,00	1.341	-	-100,00
GREECE	82.585	126.148	52,75	80.951	225.948	179,12
HUNGARY	16.219	1.824	-88,76	32.778	27.719	-15,44
POLAND	40.872	65.271	59,70	172.611	98.394	-43,00
ROMANIA	420	-	-100,00	930	-	-100,00
BULGARIA	4.321	5.407	25,13	4.742	8.085	70,49
ALBANIA	1.066	4.891	358,77	3.673	9.196	150,40
KAZAKHSTAN	260	-	-100,00	765	-	-100,00
MOLDOVA, REPUBLIC OF	2.300	-	-100,00	2.200	-	-100,00
UKRAINE	11.000	-	-100,00	6.604	-	-100,00
LITHUANIA	982	1.597	62,63	807	2.146	165,90
LATVIA	587	-	-100,00	729	-	-100,00
ESTONIA	25.300	38.807	53,39	20.647	34.752	68,31
CROATIA	87	-	-100,00	409	-	-100,00
MALTA	9.457	2.000	-78,85	9.117	2.190	-75,98
SLOVENIA	16.090	14.252	-11,42	22.031	19.131	-13,16
CZECH REPUBLIC	661	825	24,81	1.013	739	-27,03
RUSSIA FEDERATION	66.400	71.144	7,14	140.919	97.871	-30,55
BARANG DARI SEMEN DAN KAPUR UNTUK KONSTRUKSI	**25.231.808**	**16.665.611**	**-33,95**	**14.533.381**	**13.685.755**	**-5,83**
JAPAN	650.055	348.085	-46,45	957.563	1.020.305	6,55
HONG KONG	2.217	88	-96,03	4.520	9.552	111,34
KOREA, REPUBLIC OF	234.639	168.957	-27,99	62.296	113.467	82,14
TAIWAN	88.261	4.531	-94,87	20.474	10.330	-49,55
CHINA	65.325	224.392	243,50	9.545	28.110	194,51
THAILAND	62.747	126.311	101,30	176.042	304.156	72,77
SINGAPORE	1.738.563	296.314	-82,96	203.414	225.882	11,05
PHILIPPINES	2.805.953	3.347.788	19,31	417.283	660.968	58,40
MALAYSIA	7.968	3.220.306	40.316,50	5.873	1.702.347	28.885,03
MYANMAR	-	92.250	-	-	94.430	-
CAMBODIA	240.000	1.479.309	516,38	38.640	874.693	2.163,70
BRUNEI DARUSSALAM	53.340	-	-100,00	4.029	-	-100,00
VIET NAM	155.777	116.554	-25,18	58.130	44.616	-23,25
MALDIVES	31.532	112.547	256,93	76.587	144.313	88,43
INDIA	8.921	17.131	92,03	9.876	15.814	60,13
BANGLADESH	13.948.333	3.313.388	-76,25	6.209.587	2.028.394	-67,33
SRI LANKA	-	1.800	-	-	10.527	-
SAUDI ARABIA	13.063	18.248	39,69	29.506	62.524	111,90
ISRAEL	1.010	3.686	264,96	956	7.216	654,51
KUWAIT	14	-	-100,00	75	-	-100,00
TURKEY	8.416	8.716	3,56	11.565	8.594	-25,69
UNITED ARAB EMIRATES	21.242	5.965	-71,92	31.206	10.634	-65,92
QATAR	1.103	10.000	806,62	10.549	23.000	118,02
CYPRUS	157	18	-88,63	325	137	-57,98
MOROCCO	-	2.650	-	-	5.457	-
TUNISIA	-	1.556	-	-	2.791	-
TANZANIA, UNITED REP. OF	-	8.395	-	-	5.265	-
REUNION	50.361	25.013	-50,33	23.875	24.632	3,17

https://www.bps.go.id

TABEL 6. PERKEMBANGAN EKSPOR INDONESIA MENURUT KOMODITI DAN NEGARA TUJUAN
JANUARI - JUNI 2021 DAN 2022

KOMODITI / NEGARA TUJUAN	BERAT BERSIH (KG)		PERUB	NILAI FOB (US $)		PERUB
	JAN-JUN 2021	JAN-JUN 2022	%	JAN-JUN 2021	JAN-JUN 2022	%
(1)	(2)	(3)	(4)	(5)	(6)	(7)
COTE D'IVOIRE	-	134	-	-	97	-
SEYCHELLES	-	250	-	-	3.310	-
SWAZILAND	1.000	-	-100,00	750	-	-100,00
SOUTH AFRICA	1.039.626	9.917	-99,05	1.696.201	6.724	-99,60
MAURITIUS	9.680	33.655	247,68	2.582	49.620	1.822,09
MAYOTTE	126	-	-100,00	67	-	-100,00
AUSTRALIA	1.551.081	1.183.663	-23,69	1.651.596	2.297.915	39,13
NEW ZEALAND	75.638	54.668	-27,72	59.283	37.707	-36,39
GUAM	22	-	-100,00	148	-	-100,00
NEW CALEDONIA	35.786	10.053	-71,91	43.501	10.839	-75,08
SAINT VINCENT AND THE GRENADINES	-	20	-	-	250	-
VANUATU	130	-	-100,00	105	-	-100,00
WALLIS AND FUTUNA ISLANDS	2.158	70	-96,76	1.978	139	-92,97
COOK ISLANDS	264	-	-100,00	12	-	-100,00
FIJI	6.931	9.099	31,29	1.754	12.140	592,05
SOLOMON ISLANDS	-	7.235	-	-	16.947	-
EAST TIMOR	57.659	50.396	-12,60	11.241	9.386	-16,50
UNITED STATES	631.445	891.936	41,25	1.323.515	2.322.456	75,48
CANADA	21.511	13.583	-36,85	29.003	13.588	-53,15
MEXICO	2.082	9.167	340,30	2.825	20.900	639,87
SURINAME	19.595	-	-100,00	20.840	-	-100,00
CHILE	-	44	-	-	116	-
ARGENTINA	951	13.905	1.362,15	939	89.105	9.389,27
BRAZIL	9.516	13.602	42,93	5.990	6.529	9,00
COLOMBIA	5.010	3.623	-27,68	6.155	2.132	-65,36
URUGUAY	670	-	-100,00	628	-	-100,00
BAHAMAS	834	-	-100,00	378	-	-100,00
PUERTO RICO	11.330	-	-100,00	6.232	-	-100,00
DOMINICAN REPUBLIC	1.507	80	-94,69	7.152	29	-99,60
COSTA RICA	21.520	1.780	-91,73	4.634	3.296	-28,87
HAITI	3.050	-	-100,00	3.605	-	-100,00
ARUBA	11.850	-	-100,00	2.089	-	-100,00
CAYMAN ISLANDS	100	170	70,00	92	404	337,44
FRENCH GUIANA	800	-	-100,00	1.009	-	-100,00
FRENCH POLYNESIA	901	2.427	169,52	559	1.279	128,74
MARTINIQUE	4.138	1.431	-65,42	1.335	1.360	1,86
NETHERLANDS ANTILLES	1.599	30	-98,12	2.621	60	-97,71
TURKS AND CAICOS ISLANDS	95	-	-100,00	134	-	-100,00
GUADELOUPE	15.028	24.061	60,11	7.131	17.821	149,92
VIRGIN ISLANDS (BRITISH)	12	75	525,00	167	163	-2,50
U.S. VIRGIN ISLANDS	438	-	-100,00	64	-	-100,00
UNITED KINGDOM	142.731	376.858	164,03	326.402	365.746	12,05
NETHERLANDS	426.361	300.183	-29,59	287.742	308.805	7,32
FRANCE	467.417	252.660	-45,95	307.844	210.101	-31,75
GERMANY, FED. REP. OF	150.602	136.894	-9,10	113.340	101.782	-10,20
AUSTRIA	-	365	-	-	361	-
BELGIUM	197.266	133.498	-32,33	95.145	54.516	-42,70
SWITZERLAND	-	287	-	-	175	-
DENMARK	86	9.408	10.871,45	1.698	15.047	786,20
NORWAY	1.157	5.200	349,44	11.035	11.984	8,60
SWEDEN	9.908	5.194	-47,58	16.581	6.023	-63,68
FINLAND	-	20	-	-	39	-
IRELAND	24.390	3.699	-84,83	18.204	6.663	-63,40
ITALY	5.575	3.070	-44,93	6.425	51.254	697,68
SPAIN	57.091	88.379	54,80	69.794	98.815	41,58
PORTUGAL	2.371	30.588	1.190,04	1.990	20.202	915,10
GREECE	4.190	22.168	429,07	3.510	65.182	1.757,28
HUNGARY	1.273	-	-100,00	1.722	-	-100,00
POLAND	660	3.138	375,51	632	4.662	637,70
KAZAKHSTAN	520	-	-100,00	1.456	-	-100,00
LITHUANIA	4.466	204	-95,44	5.025	140	-97,21
CROATIA	125	-	-100,00	125	-	-100,00
MALTA	481	-	-100,00	199	-	-100,00
SLOVAKIA	-	200	-	-	445	-
SLOVENIA	770	-	-100,00	4.796	-	-100,00
CZECH REPUBLIC	20	444	2.120,00	32	375	1.074,30
RUSSIA FEDERATION	1.265	633	-49,95	1.411	780	-44,74
MONTENEGRO	5	3.450	68.900,00	44	192	340,75
BARANG GALIAN BUKAN LOGAM LAINNYA	**3.779.508**	**3.771.341**	**-0,22**	**8.375.226**	**9.993.210**	**19,32**
JAPAN	251.439	229.427	-8,75	1.366.066	1.192.769	-12,69
HONG KONG	3.678	5.522	50,14	12.869	23.967	86,25
KOREA, REPUBLIC OF	1.156.854	686.310	-40,67	752.915	374.371	-50,28
TAIWAN	11.847	8.945	-24,49	24.328	20.297	-16,57
CHINA	28.786	18.490	-35,77	698.272	623.542	-10,70
THAILAND	62.905	42.902	-31,80	334.439	392.255	17,29
SINGAPORE	11.844	32.993	178,57	79.748	261.697	228,15
PHILIPPINES	247.390	232.496	-6,02	628.840	607.095	-3,46
MALAYSIA	157.582	153.018	-2,90	677.275	695.496	2,69
MYANMAR	-	1	-	-	113	-
BRUNEI DARUSSALAM	202	-	-100,00	1.458	-	-100,00
NEPAL	53	66	23,97	661	1.046	58,29
VIET NAM	127.490	141.618	11,08	437.439	369.974	-15,42

https://www.bps.go.id

TABEL 6. PERKEMBANGAN EKSPOR INDONESIA MENURUT KOMODITI DAN NEGARA TUJUAN
JANUARI - JUNI 2021 DAN 2022

KOMODITI / NEGARA TUJUAN	BERAT BERSIH (KG)		PERUB	NILAI FOB (US $)		PERUB
	JAN-JUN 2021	JAN-JUN 2022	%	JAN-JUN 2021	JAN-JUN 2022	%
(1)	(2)	(3)	(4)	(5)	(6)	(7)
MALDIVES	810	783	-3,31	6.337	6.612	4,34
INDIA	46.185	7.182	-84,45	74.570	26.348	-64,67
PAKISTAN	61.318	59.470	-3,01	260.792	280.856	7,69
BANGLADESH	36.101	22	-99,94	144.870	882	-99,39
SRI LANKA	1	164	16.250,00	3	1.769	58.870,00
SAUDI ARABIA	300	242	-19,20	643	3.982	519,23
ISRAEL	-	795	-	-	3.457	-
KUWAIT	-	8	-	-	752	-
JORDAN	-	0	-	-	0	-
LEBANON	109	-	-100,00	600	-	-100,00
YEMEN	-	567	-	-	4.029	-
OMAN	800	-	-100,00	1.075	-	-100,00
TURKEY	2.116	1.592	-24,79	11.060	6.305	-42,99
UNITED ARAB EMIRATES	200.603	55.084	-72,54	171.810	51.798	-69,85
BAHRAIN	125	-	-100,00	52	-	-100,00
CYPRUS	-	175	-	-	555	-
TUNISIA	55	-	-100,00	1.334	-	-100,00
ALGERIA	136	-	-100,00	259	-	-100,00
REUNION	2.957	460	-84,44	1.243	428	-65,53
MOZAMBIQUE	-	1	-	-	130	-
COTE D'IVOIRE	-	476	-	-	621	-
SENEGAL	176	-	-100,00	86	-	-100,00
MAURITANIA	-	1	-	-	16	-
SEYCHELLES	1.915	775	-59,54	699	4.815	588,99
DJIBOUTI	-	34	-	-	235	-
SOUTH AFRICA	7.831	17.697	125,99	7.926	111.189	1.302,90
MAURITIUS	194	385	98,45	124	126	1,36
MAYOTTE	159	-	-100,00	145	-	-100,00
AUSTRALIA	221.701	186.467	-15,89	631.314	662.099	4,88
NEW ZEALAND	53.234	39.783	-25,27	28.185	25.857	-8,26
NEW CALEDONIA	1.908	19.845	940,07	1.474	29.313	1.888,73
FIJI	4.203	2.915	-30,64	5.560	4.880	-12,22
SOLOMON ISLANDS	11	-	-100,00	1.320	-	-100,00
EAST TIMOR	3.628	55.617	1.433,02	4.098	18.460	350,46
UNITED STATES	396.478	830.590	109,49	810.035	1.319.628	62,91
CANADA	5.887	23.797	304,23	15.428	73.521	376,56
MEXICO	120	2.999	2.398,83	1.101	12.692	1.052,77
GUATEMALA	94.327	112.846	19,63	299.203	370.148	23,71
NICARAGUA	-	5.260	-	-	15.667	-
PANAMA	-	11.038	-	-	28.455	-
CURACAO	4.400	144	-96,73	3.304	993	-69,93
SURINAME	-	10.696	-	-	12.887	-
CHILE	307	2.592	744,27	11.528	7.832	-32,06
ARGENTINA	582	104	-82,14	4.568	129	-97,19
BRAZIL	10.556	2.686	-74,56	52.637	35.333	-32,87
COLOMBIA	7.501	2.788	-62,83	5.320	22.074	314,97
URUGUAY	5.300	323	-93,91	41.501	1.319	-96,82
ECUADOR	385	-	-100,00	13	-	-100,00
PERU	-	419	-	-	1.677	-
BAHAMAS	10.857	-	-100,00	3.391	-	-100,00
PUERTO RICO	-	135	-	-	390	-
DOMINICAN REPUBLIC	3.300	4.800	45,45	1.524	7.459	389,50
COSTA RICA	5.227	30.987	492,86	12.296	85.911	598,68
ANTIGUA AND BARBUDA	-	256	-	-	483	-
CAYMAN ISLANDS	-	4	-	-	42	-
FRENCH POLYNESIA	14.434	20.514	42,12	19.762	26.632	34,77
MARTINIQUE	300	399	33,00	147	1.435	877,15
GUADELOUPE	96	183	90,63	1.643	1.303	-20,69
VIRGIN ISLANDS (BRITISH)	468	-	-100,00	1.072	-	-100,00
UNITED KINGDOM	21.466	42.851	99,63	79.787	133.508	67,33
NETHERLANDS	120.930	96.789	-19,96	93.392	207.441	122,12
FRANCE	90.274	165.459	83,28	144.836	174.701	20,62
GERMANY, FED. REP. OF	86.609	58.647	-32,29	57.392	86.648	50,98
BELGIUM	95.433	151.667	58,93	150.413	1.166.304	675,40
SWITZERLAND	628	921	46,72	3.855	4.109	6,57
DENMARK	50.095	30.364	-39,39	102.873	59.920	-41,75
NORWAY	1.577	0	-99,99	2.108	60	-97,15
SWEDEN	3.982	9.316	133,93	13.640	34.444	152,53
FINLAND	-	406	-	-	7.827	-
IRELAND	180	54	-70,00	83	145	74,22
ITALY	6.540	36.783	462,44	7.888	43.971	457,44
SPAIN	26.255	65.228	148,44	27.770	97.180	249,95
PORTUGAL	872	1.258	44,27	246	816	231,27
GREECE	13	952	7.223,08	331	670	102,18
POLAND	6.118	23.191	279,09	25.199	104.196	313,49
BULGARIA	-	150	-	-	111	-
LITHUANIA	154	509	231,60	476	1.013	112,83
MALTA	1.076	-	-100,00	775	-	-100,00
CZECH REPUBLIC	2	16.475	823.650,00	33	17.986	54.206,08
RUSSIA FEDERATION	135	4.432	3.175,76	9.770	18.012	84,36
BARANG DARI SEMEN, KAPUR, GIPS DAN ASBES LAINNYA	**47.025.732**	**63.400.191**	**34,82**	**9.573.283**	**13.747.852**	**43,61**

https://www.bps.go.id

TABEL 6. PERKEMBANGAN EKSPOR INDONESIA MENURUT KOMODITI DAN NEGARA TUJUAN
JANUARI - JUNI 2021 DAN 2022

KOMODITI / NEGARA TUJUAN	BERAT BERSIH (KG)		PERUB	NILAI FOB (US $)		PERUB
	JAN-JUN 2021	JAN-JUN 2022	%	JAN-JUN 2021	JAN-JUN 2022	%
(1)	(2)	(3)	(4)	(5)	(6)	(7)
JAPAN	-	1.776	-	-	806	-
HONG KONG	9.560	23.610	146,97	1.997	5.748	187,83
KOREA, REPUBLIC OF	4.354.019	5.949.042	36,63	943.641	1.410.061	49,43
TAIWAN	3.931.180	4.260.708	8,38	881.904	977.605	10,85
CHINA	75.130	169.085	125,06	27.373	61.688	125,36
PAPUA NEW GUINEA	305.813	332.392	8,69	74.552	95.650	28,30
THAILAND	-	349	-	-	6.981	-
SINGAPORE	219.553	205.365	-6,46	47.548	56.050	17,88
PHILIPPINES	16.240.719	30.572.895	88,25	2.985.965	6.155.504	106,15
MALAYSIA	2.396.765	2.130.370	-11,11	487.501	440.495	-9,64
MYANMAR	406.620	-	-100,00	65.963	-	-100,00
BRUNEI DARUSSALAM	267.740	46.820	-82,51	52.248	13.719	-73,74
NEPAL	20.077	72.343	260,33	8.657	21.532	148,72
VIET NAM	6.680.461	3.626.731	-45,71	1.254.296	688.839	-45,08
MALDIVES	-	44.040	-	-	14.624	-
INDIA	962.886	622.002	-35,40	287.984	179.362	-37,72
LEBANON	-	22.630	-	-	8.555	-
UNITED ARAB EMIRATES	9.608	-	-100,00	22.962	-	-100,00
REUNION	69.570	70.065	0,71	14.360	19.360	34,82
GHANA	5.974.728	5.998.464	0,40	1.203.060	1.248.360	3,77
NIGERIA	7	1.758.660	25.123.614,29	6	353.020	6.418.452,80
NIGER	1.640	-	-100,00	12.822	-	-100,00
SOUTH AFRICA	222.650	111.915	-49,74	40.411	23.816	-41,07
AUSTRALIA	79.380	1.130.460	1.324,11	17.006	397.049	2.234,70
NEW ZEALAND	81.330	2.424.715	2.881,33	17.241	651.293	3.677,62
GUAM	246.628	183.024	-25,79	61.165	46.950	-23,24
PALAU	20.280	-	-100,00	4.494	-	-100,00
NEW CALEDONIA	130.920	89.460	-31,67	30.918	21.139	-31,63
NORTHERN MARIANA ISLANDS	67.940	61.796	-9,04	15.654	14.829	-5,27
VANUATU	20.730	40.402	94,90	2.924	10.359	254,32
AMERICAN SAMOA	21.188	-	-100,00	4.903	-	-100,00
FIJI	190.825	107.121	-43,86	44.416	26.028	-41,40
SOLOMON ISLANDS	20.277	-	-100,00	9.929	-	-100,00
EAST TIMOR	13.111	32.632	148,90	2.330	12.948	455,63
UNITED STATES	17.710	21.430	21,01	47.825	29.143	-39,06
COLOMBIA	-	40	-	-	126	-
FRENCH POLYNESIA	67.875	45.840	-32,46	9.981	6.807	-31,80
UNITED KINGDOM	179.750	117.390	-34,69	39.518	27.198	-31,18
FRANCE	73.591	48.500	-34,09	17.150	12.700	-25,95
GERMANY, FED. REP. OF	236.870	88.070	-62,82	41.883	26.658	-36,35
BELGIUM	21.750	161.000	640,23	5.553	33.447	502,36
SPAIN	191.220	383.055	100,32	44.114	92.925	110,65
POLAND	2.192.917	1.531.914	-30,14	528.500	353.286	-33,15
ROMANIA	583.539	914.080	56,64	124.282	203.191	63,49
UKRAINE	419.176	-	-100,00	90.247	-	-100,00
BARANG DARI MARMER, GRANIT DAN BATU LAINNYA	**10.491.699**	**8.497.582**	**-19,01**	**7.307.604**	**6.744.689**	**-7,70**
JAPAN	235.813	193.828	-17,80	107.243	105.588	-1,54
HONG KONG	78	11.080	14.023,65	2.083	6.593	216,52
KOREA, REPUBLIC OF	147.539	69.834	-52,67	68.861	71.074	3,21
TAIWAN	195.501	86.243	-55,89	48.351	34.391	-28,87
CHINA	10.295	2.853	-72,29	7.741	7.295	-5,76
THAILAND	220.550	204.563	-7,25	121.523	125.436	3,22
SINGAPORE	87.851	82.293	-6,33	42.081	32.886	-21,85
PHILIPPINES	66.084	366.490	454,58	51.120	248.156	385,44
MALAYSIA	31.300	17.059	-45,50	8.157	68.517	740,02
BRUNEI DARUSSALAM	19.197	13.382	-30,29	7.098	9.455	33,20
VIET NAM	20.115	32.557	61,85	9.359	17.973	92,05
MALDIVES	126.023	123.515	-1,99	54.028	64.673	19,70
INDIA	116.842	234.517	100,71	62.802	140.074	123,04
PAKISTAN	-	37.284	-	-	19.376	-
SRI LANKA	24.490	-	-100,00	17.600	-	-100,00
SAUDI ARABIA	6.784	6.240	-8,02	7.275	5.784	-20,50
ISRAEL	150	3.683	2.355,33	504	9.217	1.727,90
KUWAIT	26.376	1.211	-95,41	22.203	4.447	-79,97
OMAN	11.788	-	-100,00	6.775	-	-100,00
TURKEY	780	5.384	590,26	680	3.458	408,54
UNITED ARAB EMIRATES	10.757	48.406	349,98	16.947	29.134	71,91
QATAR	1.688	48.362	2.765,89	7.118	39.487	454,77
BAHRAIN	21.870	-	-100,00	14.724	-	-100,00
EGYPT	143	3.763	2.531,12	481	2.275	373,43
MOROCCO	69.209	44.201	-36,13	33.149	29.468	-11,10
ALGERIA	7.324	-	-100,00	2.263	-	-100,00
TANZANIA, UNITED REP. OF	-	3.353	-	-	3.997	-
MADAGASCAR	90	-	-100,00	89	-	-100,00
REUNION	111.016	28.334	-74,48	85.281	25.383	-70,24
NIGERIA	4.689	-	-100,00	4.807	-	-100,00
GABON	16.130	-	-100,00	11.388	-	-100,00
COTE D'IVOIRE	32.600	53.094	62,87	19.950	33.003	65,43
SENEGAL	14.000	35.556	153,97	9.002	25.872	187,40
SEYCHELLES	-	2.205	-	-	2.820	-
SOUTH AFRICA	2.987	2.572	-13,89	3.281	2.532	-22,84

https://www.bps.go.id

TABEL 6. PERKEMBANGAN EKSPOR INDONESIA MENURUT KOMODITI DAN NEGARA TUJUAN
JANUARI - JUNI 2021 DAN 2022

KOMODITI / NEGARA TUJUAN	BERAT BERSIH (KG)		PERUB	NILAI FOB (US $)		PERUB
	JAN-JUN 2021	JAN-JUN 2022	%	JAN-JUN 2021	JAN-JUN 2022	%
(1)	(2)	(3)	(4)	(5)	(6)	(7)
MAURITIUS	1.979	33.274	1.581,35	469	25.603	5.362,04
AUSTRALIA	343.870	291.492	-15,23	154.923	176.263	13,77
NEW ZEALAND	59.922	79.799	33,17	55.598	37.609	-32,36
NEW CALEDONIA	458	13.230	2.788,65	728	12.194	1.574,44
NORTHERN MARIANA ISLANDS	-	260	-	-	165	-
SAINT VINCENT AND THE GRENADINES	-	13.967	-	-	13.325	-
FIJI	47.121	-	-100,00	34.624	-	-100,00
EAST TIMOR	15.795	10.249	-35,11	1.449	2.931	102,20
UNITED STATES	552.955	690.898	24,95	688.464	682.100	-0,92
CANADA	39.509	10.723	-72,86	48.926	12.900	-73,63
MEXICO	263.709	257.746	-2,26	163.551	171.338	4,76
PANAMA	43.348	26.400	-39,10	13.557	17.100	26,13
SURINAME	498	-	-100,00	514	-	-100,00
CHILE	-	1.590	-	-	2.906	-
ARGENTINA	938.337	990.579	5,57	580.466	621.523	7,07
BRAZIL	2.379.673	1.059.692	-55,47	1.300.998	568.172	-56,33
COLOMBIA	33.062	35.406	7,09	28.289	23.946	-15,35
URUGUAY	45.227	24.694	-45,40	34.035	14.074	-58,65
ECUADOR	24.870	24.233	-2,56	33.699	35.187	4,42
PERU	2.737	-	-100,00	1.690	-	-100,00
BAHAMAS	-	8	-	-	35	-
JAMAICA	8.754	69.024	688,49	3.680	21.124	474,01
PUERTO RICO	18.412	13.775	-25,18	10.388	20.729	99,54
DOMINICAN REPUBLIC	6.249	40.397	546,43	6.364	34.867	447,91
COSTA RICA	181.644	163.950	-9,74	94.055	86.816	-7,70
ANTIGUA AND BARBUDA	8.481	-	-100,00	8.000	-	-100,00
ANGUILLA	-	22.624	-	-	12.575	-
ARUBA	12.485	24.990	100,16	648	22.432	3.361,76
CAYMAN ISLANDS	2.999	800	-73,32	3.701	2.973	-19,68
DOMINICA	-	8.439	-	-	7.702	-
FRENCH GUIANA	15.599	-	-100,00	17.121	-	-100,00
FRENCH POLYNESIA	27.971	9.771	-65,07	10.015	8.073	-19,38
MARTINIQUE	39.009	750	-98,08	42.816	158	-99,63
NETHERLANDS ANTILLES	9.680	-	-100,00	5.462	-	-100,00
TURKS AND CAICOS ISLANDS	1.030	1.569	52,31	980	1.348	37,59
GUADELOUPE	53.663	66.119	23,21	62.455	64.313	2,97
U.S. VIRGIN ISLANDS	4.527	129	-97,16	4.427	111	-97,49
UNITED KINGDOM	148.557	111.433	-24,99	130.253	120.100	-7,79
NETHERLANDS	590.046	346.739	-41,24	541.546	352.186	-34,97
FRANCE	508.207	306.381	-39,71	319.126	454.049	42,28
GERMANY, FED. REP. OF	578.239	343.077	-40,67	462.422	333.709	-27,83
AUSTRIA	6.108	1.407	-76,96	6.379	996	-84,39
BELGIUM	151.323	100.734	-33,43	107.304	98.923	-7,81
SWITZERLAND	612	153	-75,00	800	70	-91,24
DENMARK	36.312	10.632	-70,72	30.120	7.266	-75,88
NORWAY	2.556	1.800	-29,58	8.238	5.836	-29,15
SWEDEN	18.199	7.355	-59,59	19.923	16.459	-17,39
FINLAND	17.452	-	-100,00	8.468	-	-100,00
IRELAND	-	50	-	-	538	-
ITALY	480.793	314.878	-34,51	390.017	201.377	-48,37
SPAIN	1.045.123	1.056.831	1,12	928.437	1.149.290	23,79
PORTUGAL	22.027	40.626	84,43	10.732	26.608	147,93
ICELAND	-	969	-	-	1.992	-
GREECE	923	32.323	3.403,43	4.231	33.470	691,04
HUNGARY	80	-	-100,00	161	-	-100,00
POLAND	80	57.120	71.300,53	69	54.787	79.358,62
ALBANIA	458	2.000	336,68	4.241	330	-92,22
UKRAINE	2.450	-	-100,00	4.200	-	-100,00
LITHUANIA	1.847	452	-75,55	1.162	681	-41,36
LATVIA	600	-	-100,00	1.811	-	-100,00
ESTONIA	11.450	13.725	19,87	12.000	15.000	25,00
CROATIA	1.919	-	-100,00	1.877	-	-100,00
MALTA	-	18	-	-	146	-
SLOVAKIA	520	-	-100,00	1.300	-	-100,00
SLOVENIA	325	441	35,69	579	1.923	232,42
CZECH REPUBLIC	1.400	-	-100,00	2.503	-	-100,00
RUSSIA FEDERATION	39.960	-	-100,00	43.499	-	-100,00
MONTENEGRO	500	-	-100,00	152	-	-100,00
BARANG TAHAN API DARI TANAH LIAT/KERAMIK LAINNYA	**4.116.026**	**2.717.127**	**-33,99**	**6.173.213**	**3.441.672**	**-44,25**
JAPAN	2.910.833	1.651.813	-43,25	4.954.623	2.426.597	-51,02
TAIWAN	700.952	583.391	-16,77	592.366	402.029	-32,13
SINGAPORE	153.037	50.988	-66,68	248.248	53.696	-78,37
PHILIPPINES	18.744	50.579	169,84	19.864	54.707	175,41
MALAYSIA	189.972	250.041	31,62	189.847	330.243	73,95
NIGERIA	13.835	-	-100,00	16.717	-	-100,00
AUSTRALIA	123.242	124.367	0,91	148.782	169.624	14,01
EAST TIMOR	5.410	5.940	9,80	2.766	4.725	70,85
UNITED STATES	-	8	-	-	50	-
BARANG DARI MARMER DAN GRANIT UNTUK KEPERLUAN	**1.545.169**	**1.512.045**	**-2,14**	**2.016.358**	**2.055.099**	**1,92**

https://www.bps.go.id

TABEL 6. PERKEMBANGAN EKSPOR INDONESIA MENURUT KOMODITI DAN NEGARA TUJUAN
JANUARI - JUNI 2021 DAN 2022

KOMODITI / NEGARA TUJUAN	BERAT BERSIH (KG)		PERUB	NILAI FOB (US $)		PERUB
	JAN-JUN 2021	JAN-JUN 2022	%	JAN-JUN 2021	JAN-JUN 2022	%
(1)	(2)	(3)	(4)	(5)	(6)	(7)
JAPAN	28.580	22.375	-21,71	27.271	9.578	-64,88
KOREA, REPUBLIC OF	8.581	-	-100,00	6.174	-	-100,00
TAIWAN	32.053	67.293	109,94	13.907	7.913	-43,10
THAILAND	9.000	1.000	-88,89	4.500	50	-98,89
SINGAPORE	215	3.816	1.674,88	971	6.941	614,70
PHILIPPINES	-	105	-	-	116	-
MALAYSIA	1.940	960	-50,52	1.664	1.050	-36,90
CAMBODIA	-	5.320	-	-	5.083	-
VIET NAM	4.615	-	-100,00	6.965	-	-100,00
MALDIVES	-	42	-	-	638	-
INDIA	52.806	73.765	39,69	67.672	76.841	13,55
OMAN	-	4.000	-	-	2.000	-
TURKEY	156	730	367,95	180	1.100	511,11
UNITED ARAB EMIRATES	2.238	4.653	107,91	9.392	8.646	-7,94
QATAR	8.527	-	-100,00	35.830	-	-100,00
TANZANIA, UNITED REP. OF	-	10	-	-	123	-
REUNION	14.950	-	-100,00	9.836	-	-100,00
SENEGAL	1.760	1.750	-0,57	2.911	2.485	-14,63
MAURITIUS	-	400	-	-	444	-
AUSTRALIA	337.063	357.425	6,04	316.461	423.321	33,77
NEW ZEALAND	85	21.291	24.948,71	257	16.382	6.271,67
UNITED STATES	282.477	216.398	-23,39	362.135	321.845	-11,13
CANADA	15.849	15.459	-2,46	29.441	22.190	-24,63
MEXICO	-	3.700	-	-	3.675	-
PANAMA	-	1.770	-	-	726	-
CHILE	250	-	-100,00	200	-	-100,00
ARGENTINA	-	95	-	-	169	-
BRAZIL	1.000	-	-100,00	200	-	-100,00
COSTA RICA	901	200	-77,80	2.064	375	-81,84
HAITI	25	-	-100,00	221	-	-100,00
ARUBA	15.050	-	-100,00	3.321	-	-100,00
FRENCH POLYNESIA	3.964	369	-90,69	7.220	681	-90,57
GUADELOUPE	11.986	-	-100,00	5.793	-	-100,00
UNITED KINGDOM	405	124	-69,38	728	249	-65,78
NETHERLANDS	272.486	120.415	-55,81	376.464	175.548	-53,37
FRANCE	71.566	294.286	311,21	94.421	463.710	391,11
GERMANY, FED. REP. OF	27.457	11.738	-57,25	49.690	24.527	-50,64
BELGIUM	219.826	104.672	-52,38	375.197	185.022	-50,69
DENMARK	-	2.217	-	-	2.112	-
NORWAY	219	-	-100,00	1.260	-	-100,00
ITALY	860	35.129	3.984,77	1.480	52.971	3.479,15
SPAIN	29.064	41.196	41,74	63.250	94.713	49,74
PORTUGAL	-	35	-	-	206	-
GREECE	67.924	52.684	-22,44	103.974	95.231	-8,41
POLAND	3.100	37.884	1.122,07	2.251	37.787	1.578,38
KAZAKHSTAN	400	-	-100,00	862	-	-100,00
LITHUANIA	390	93	-76,15	836	459	-45,02
ESTONIA	-	1.130	-	-	1.275	-
CZECH REPUBLIC	5	-	-100,00	53	-	-100,00
RUSSIA FEDERATION	17.396	7.515	-56,80	31.307	8.919	-71,51
BARANG DARI GIPS UNTUK KONSTRUKSI	**14.679.547**	**18.387.190**	**25,26**	**2.477.342**	**3.109.644**	**25,52**
HONG KONG	237.996	192.672	-19,04	65.795	52.461	-20,27
KOREA, REPUBLIC OF	38.527	38.527	0,00	9.744	12.076	23,93
CHINA	17.714	1	-100,00	7.813	1	-99,99
PAPUA NEW GUINEA	100.176	115.410	15,21	29.013	28.360	-2,25
THAILAND	80.000	-	-100,00	12.972	-	-100,00
SINGAPORE	3.521.063	4.770.628	35,49	465.174	642.326	38,08
PHILIPPINES	2.132.571	3.848.082	80,44	299.958	582.437	94,17
MALAYSIA	4.759.898	6.317.134	32,72	766.488	1.115.528	45,54
BRUNEI DARUSSALAM	1.116.949	1.283.090	14,87	188.553	223.657	18,62
VIET NAM	1.274.993	681.992	-46,51	174.338	89.540	-48,64
MALDIVES	590.845	593.937	0,52	151.722	146.329	-3,55
OMAN	45.818	-	-100,00	16.682	-	-100,00
TURKEY	-	825	-	-	82.449	-
UNITED ARAB EMIRATES	187.413	32.400	-82,71	63.341	7.935	-87,47
NIGER	18.358	-	-100,00	56.788	-	-100,00
AUSTRALIA	466.560	388.800	-16,67	148.617	98.628	-33,64
NEW ZEALAND	74.857	-	-100,00	15.929	-	-100,00
FIJI	-	42.974	-	-	13.979	-
EAST TIMOR	15.809	18.617	17,76	4.415	4.515	2,27
UNITED STATES	-	62.102	-	-	9.424	-
ALAT-ALAT LABORATORIUM, FARMASI DAN KESEHATAN DARI KACA	**234.804**	**273.211**	**16,36**	**3.030.521**	**3.633.314**	**19,89**
JAPAN	20.642	30.195	46,28	432.227	635.791	47,10
TAIWAN	-	633	-	-	4.959	-
CHINA	2.557	95	-96,27	19.608	2.431	-87,60
THAILAND	31.864	30.554	-4,11	254.890	253.728	-0,46
SINGAPORE	3.240	3.399	4,91	52.021	43.534	-16,31
PHILIPPINES	2.968	3.265	10,00	53.953	51.090	-5,31
MALAYSIA	23.022	31.789	38,08	191.962	274.399	42,94
VIET NAM	391	0	-99,98	9.572	6	-99,94

https://www.bps.go.id

TABEL 6. PERKEMBANGAN EKSPOR INDONESIA MENURUT KOMODITI DAN NEGARA TUJUAN
JANUARI - JUNI 2021 DAN 2022

KOMODITI / NEGARA TUJUAN	BERAT BERSIH (KG)		PERUB	NILAI FOB (US $)		PERUB
	JAN-JUN 2021	JAN-JUN 2022	%	JAN-JUN 2021	JAN-JUN 2022	%
(1)	(2)	(3)	(4)	(5)	(6)	(7)
INDIA	-	1.034	-	-	30.507	-
PAKISTAN	693	1.420	104,95	17.817	36.505	104,89
BANGLADESH	26.140	48.453	85,36	223.029	388.185	74,05
SRI LANKA	133	-	-100,00	1.703	-	-100,00
SAUDI ARABIA	5.253	4.154	-20,92	61.739	45.680	-26,01
LEBANON	-	1.479	-	-	11.004	-
UNITED ARAB EMIRATES	8.838	2.742	-68,97	46.852	12.879	-72,51
SIERRA LEONE	-	2.050	-	-	14.200	-
AUSTRALIA	536	-	-100,00	31.379	-	-100,00
EAST TIMOR	-	15	-	-	15	-
UNITED STATES	-	0	-	-	2	-
BRAZIL	69	-	-100,00	5.666	-	-100,00
UNITED KINGDOM	3.036	1.507	-50,35	52.743	75.873	43,85
FRANCE	19.866	34.212	72,21	330.876	601.370	81,75
GERMANY, FED. REP. OF	84.663	74.418	-12,10	1.194.499	1.041.140	-12,84
SWITZERLAND	701	133	-80,99	19.977	21.432	7,28
SPAIN	193	1.660	759,77	30.008	88.582	195,19
KAPUR	**-**	**3.023**	**-**	**-**	**2.600**	**-**
NEW ZEALAND	-	3.023	-	-	2.600	-
BARANG BUKAN LOGAM LAINNYA	**5.915.449**	**8.177.732**	**38,24**	**2.655.252**	**3.600.812**	**35,61**
JAPAN	341.914	442.537	29,43	286.635	405.348	41,42
HONG KONG	72.176	196.882	172,78	20.768	68.910	231,82
KOREA, REPUBLIC OF	125.082	212.845	70,16	153.509	213.516	39,09
TAIWAN	61.664	32.755	-46,88	72.727	51.446	-29,26
CHINA	21.642	78.558	263,00	41.893	89.266	113,08
PAPUA NEW GUINEA	220.139	383.466	74,19	98.765	246.123	149,20
THAILAND	307.640	208.041	-32,38	343.768	240.233	-30,12
SINGAPORE	241.945	399.163	64,98	242.630	459.871	89,54
PHILIPPINES	935.400	2.009.070	114,78	227.647	488.939	114,78
MALAYSIA	2.431.320	2.673.751	9,97	446.955	536.876	20,12
MYANMAR	7.220	354.220	4.806,09	5.079	50.579	895,80
CAMBODIA	3.500	59.500	1.600,00	1.289	6.841	430,76
BRUNEI DARUSSALAM	5.623	26.000	362,39	2.045	637	-68,85
VIET NAM	184.221	261.883	42,16	81.413	321.267	294,62
MALDIVES	10.400	28.280	171,92	2.555	4.283	67,64
INDIA	1.500	16.000	966,67	2.276	27.315	1.099,92
PAKISTAN	23.000	7.525	-67,28	11.740	17.320	47,53
BANGLADESH	2.813	35	-98,76	26.058	8.998	-65,47
SAUDI ARABIA	-	540	-	-	2.175	-
KUWAIT	68	-	-100,00	2.456	-	-100,00
JORDAN	-	631	-	-	4.944	-
YEMEN	96.000	-	-100,00	26.262	-	-100,00
UNITED ARAB EMIRATES	18	304	1.587,78	36	15.166	42.549,61
QATAR	-	2	-	-	2.534	-
REUNION	400	-	-100,00	54	-	-100,00
GHANA	236.160	-	-100,00	47.400	-	-100,00
NIGERIA	-	208	-	-	11.607	-
NIGER	732	-	-100,00	4.527	-	-100,00
SOUTH AFRICA	165	-	-100,00	357	-	-100,00
MAURITIUS	-	70	-	-	35	-
AUSTRALIA	121.538	3.911	-96,78	94.726	11.336	-88,03
NEW ZEALAND	58	80.000	137.831,03	445	19.600	4.302,81
SOLOMON ISLANDS	-	10.000	-	-	5.100	-
EAST TIMOR	415.265	675.603	62,69	91.054	143.320	57,40
UNITED STATES	1.165	2.602	123,32	17.335	72.739	319,60
CANADA	-	187	-	-	10	-
MEXICO	-	87	-	-	535	-
BRAZIL	36.179	5.014	-86,14	279.289	50.212	-82,02
COSTA RICA	515	-	-100,00	928	-	-100,00
UNITED KINGDOM	858	52	-93,94	792	863	8,88
NETHERLANDS	4.839	4.991	3,14	4.821	4.357	-9,62
FRANCE	1.756	1.304	-25,75	1.544	425	-72,49
GERMANY, FED. REP. OF	41	67	63,41	1.695	4.006	136,26
AUSTRIA	10	-	-100,00	308	-	-100,00
BELGIUM	-	480	-	-	2.659	-
SWITZERLAND	25	167	568,00	819	146	-82,15
LUXEMBOURG	-	14	-	-	686	-
SWEDEN	5	-	-100,00	1.572	-	-100,00
ITALY	92	95	3,15	1.978	2.452	24,01
SPAIN	2.138	653	-69,44	4.676	7.956	70,17
PORTUGAL	-	40	-	-	0	-
GREECE	81	-	-100,00	1.020	-	-100,00
HUNGARY	24	200	733,78	11	180	1.552,89
POLAND	110	-	-100,00	3.347	-	-100,00
RUSSIA FEDERATION	8	-	-100,00	49	-	-100,00
BESI/BAJA	**6.730.604.577**	**7.566.836.513**	**12,42**	**8.990.771.494**	**14.832.499.860**	**64,97**
JAPAN	64.104.294	26.841.029	-58,13	28.209.816	17.600.795	-37,61
HONG KONG	50.356	19.413.586	38.452,86	213.453	13.136.855	6.054,45
KOREA, REPUBLIC OF	207.409.617	216.165.208	4,22	249.950.661	340.121.315	36,08
TAIWAN	645.063.325	718.097.736	11,32	962.565.069	1.375.492.454	42,90

https://www.bps.go.id

TABEL 6. PERKEMBANGAN EKSPOR INDONESIA MENURUT KOMODITI DAN NEGARA TUJUAN
JANUARI - JUNI 2021 DAN 2022

KOMODITI / NEGARA TUJUAN	BERAT BERSIH (KG)		PERUB	NILAI FOB (US $)		PERUB
	JAN-JUN 2021	JAN-JUN 2022	%	JAN-JUN 2021	JAN-JUN 2022	%
(1)	(2)	(3)	(4)	(5)	(6)	(7)
CHINA	3.723.733.301	3.771.837.911	1,29	5.539.024.623	9.294.025.877	67,79
MONGOLIA	-	13.065	-	-	150	-
PAPUA NEW GUINEA	2.209.623	2.955.119	33,74	3.380.170	5.017.970	48,45
THAILAND	171.593.877	179.777.111	4,77	141.168.391	245.064.388	73,60
SINGAPORE	163.689.639	280.178.495	71,16	69.491.479	130.210.898	87,38
PHILIPPINES	212.930.483	371.902.227	74,66	128.632.478	249.227.217	93,75
MALAYSIA	370.085.169	202.787.346	-45,21	363.575.405	373.136.561	2,63
MYANMAR	450.691	650.525	44,34	602.099	4.998.424	730,17
CAMBODIA	831.717	819.105	-1,52	1.063.745	1.327.784	24,82
BRUNEI DARUSSALAM	866.880	430.109	-50,38	785.894	2.095.610	166,65
LAO PEOPLE'S DEM. REP.	6.696	-	-100,00	18.010	-	-100,00
VIET NAM	160.503.152	339.140.663	111,30	240.140.877	577.862.901	140,63
MALDIVES	-	830	-	-	26.091	-
INDIA	151.784.532	236.407.032	55,75	290.097.401	618.713.685	113,28
PAKISTAN	701.112	107.692.940	15.260,31	987.423	92.291.802	9.246,74
BANGLADESH	70.207.406	9.934.078	-85,85	15.016.034	8.223.142	-45,24
SRI LANKA	58.909.014	30.674.165	-47,93	31.112.307	18.656.686	-40,03
IRAQ	59.179	297.950	403,47	905.728	544.308	-39,90
SAUDI ARABIA	8.795.233	2.202.351	-74,96	9.292.819	14.519.713	56,25
ISRAEL	19.620	135.526	590,75	42.560	450.350	958,17
KUWAIT	10.427.385	1.463	-99,99	15.466.233	36.913	-99,76
JORDAN	108.000	-	-100,00	119.340	-	-100,00
LEBANON	-	13.578	-	-	39.744	-
OMAN	27.064	1.605	-94,07	110.577	61.389	-44,48
TURKEY	123.444.929	102.743.079	-16,77	174.880.345	253.092.023	44,72
UNITED ARAB EMIRATES	7.587.118	13.993.538	84,44	33.573.224	43.292.659	28,95
QATAR	11.512.339	907.242	-92,12	12.098.770	6.857.015	-43,32
BAHRAIN	82.480	28.950	-64,90	170.334	61.947	-63,63
EGYPT	15.017.430	11.194.339	-25,46	9.249.950	8.915.483	-3,62
MOROCCO	422	-	-100,00	13.924	-	-100,00
TUNISIA	78.723	-	-100,00	496.054	-	-100,00
ALGERIA	639.500	1.248.720	95,27	642.698	2.198.645	242,10
SUDAN	343	322	-6,04	38.740	29.624	-23,53
NAMIBIA	-	154.437	-	-	268.225	-
ETHIOPIA	87	-	-100,00	2.120	-	-100,00
TANZANIA, UNITED REP. OF	9.680.664	51.643	-99,47	5.757.724	76.113	-98,68
KENYA	38.070.564	54.200	-99,86	22.838.464	96.639	-99,58
MOZAMBIQUE	808.980	-	-100,00	2.393.014	-	-100,00
GHANA	-	492.182	-	-	2.439.296	-
LIBERIA	1.402	-	-100,00	35	-	-100,00
GUINEA	108	-	-100,00	250	-	-100,00
ANGOLA	180.715	1.711.268	846,94	1.341.209	9.992.415	645,03
CONGO	-	626.370	-	-	1.391.915	-
NIGERIA	658.020	1.087.374	65,25	888.497	7.652.560	761,29
SIERRA LEONE	1.000	-	-100,00	3.780	-	-100,00
GABON	1.965	23.447	1.093,54	4.432	63.068	1.322,95
SENEGAL	-	51.185	-	-	10.000	-
MAURITANIA	-	29.952.494	-	-	51.513.521	-
SEYCHELLES	-	101.690	-	-	187.264	-
NIGER	403	3.500	767,84	5.002	6.160	23,16
SOUTH AFRICA	17.442.042	12.547.056	-28,06	25.931.650	31.268.215	20,58
MAURITIUS	1.692.760	1.874.477	10,73	1.915.679	2.072.205	8,17
AUSTRALIA	51.132.290	73.010.181	42,79	69.828.614	80.175.386	14,82
NEW ZEALAND	5.234.269	5.525.326	5,56	6.126.419	6.752.477	10,22
GUAM	66	-	-100,00	294	-	-100,00
NEW CALEDONIA	23.505	-	-100,00	27.618	-	-100,00
VANUATU	332.258	415.115	24,94	207.917	330.441	58,93
WALLIS AND FUTUNA ISLANDS	-	48.000	-	-	82.967	-
AMERICAN SAMOA	110.415	167.506	51,71	75.583	188.287	149,11
COOK ISLANDS	26.604	-	-100,00	18.561	-	-100,00
FIJI	24.782	1.382.296	5.477,93	30.092	2.443.737	8.020,86
SAMOA	192.200	351.381	82,82	130.143	316.565	143,24
SOLOMON ISLANDS	62.687	251.213	300,74	53.711	219.212	308,13
TONGA	82.835	22.617	-72,70	55.294	30.378	-45,06
EAST TIMOR	3.730.386	6.327.122	69,61	1.777.953	3.820.337	114,87
UNITED STATES	61.633.517	125.120.101	103,01	62.368.545	152.864.243	145,10
CANADA	28.369.372	2.391.622	-91,57	31.807.225	3.718.156	-88,31
MEXICO	14.179.932	1.215.808	-91,43	11.264.687	3.884.873	-65,51
PANAMA	193.920	1.569.573	709,39	251.885	8.045.784	3.094,23
CHILE	2.753	-	-100,00	2.181	-	-100,00
ARGENTINA	75.864	32.237	-57,51	245.140	56.528	-76,94
BRAZIL	32.645.232	147.951	-99,55	22.685.175	589.964	-97,40
COLOMBIA	59.922	28.756	-52,01	530.223	472.946	-10,80
PARAGUAY	-	40.026	-	-	129.084	-
PERU	1.800	1.057	-41,28	2.004	7.323	265,41
PUERTO RICO	1.248.068	-	-100,00	767.377	-	-100,00
COSTA RICA	5	-	-100,00	11	-	-100,00
FRENCH POLYNESIA	57	834.645	1.470.380,97	1.751	1.565.392	89.316,21
UNITED KINGDOM	1.330.337	1.903.067	43,05	6.242.226	8.350.612	33,78
NETHERLANDS	15.727.017	53.321.832	239,05	21.076.089	44.483.219	111,06
FRANCE	516.215	1.302.743	152,36	1.356.947	6.665.294	391,20
GERMANY, FED. REP. OF	580.272	471.677	-18,71	1.649.550	2.001.857	21,36
AUSTRIA	94.904	450	-99,53	18.229	2.064	-88,68

https://www.bps.go.id

TABEL 6. PERKEMBANGAN EKSPOR INDONESIA MENURUT KOMODITI DAN NEGARA TUJUAN
JANUARI - JUNI 2021 DAN 2022

KOMODITI / NEGARA TUJUAN	BERAT BERSIH (KG)		PERUB	NILAI FOB (US $)		PERUB
	JAN-JUN 2021	JAN-JUN 2022	%	JAN-JUN 2021	JAN-JUN 2022	%
(1)	(2)	(3)	(4)	(5)	(6)	(7)
BELGIUM	24.939.545	170.097.898	582,04	23.092.435	155.137.423	571,81
LUXEMBOURG	-	20.190	-	-	478.290	-
DENMARK	75.977	25.404	-66,56	209.441	94.679	-54,79
NORWAY	1.249.458	2.119.074	69,60	6.288.560	12.213.347	94,22
SWEDEN	375.223	410.454	9,39	1.160.301	1.820.480	56,90
FINLAND	47.699	-	-100,00	139.110	-	-100,00
ITALY	159.969.399	311.548.001	94,75	276.441.397	407.465.571	47,40
SPAIN	54.492.785	100.281.985	84,03	38.890.119	108.251.177	178,35
PORTUGAL	17.355.310	5.587.558	-67,80	14.227.420	4.750.995	-66,61
GREECE	-	50.591	-	-	150.712	-
HUNGARY	137	214	55,91	1.671	672	-59,80
POLAND	1.200.644	772.175	-35,69	3.768.850	2.772.595	-26,43
ROMANIA	2.737	3.164	15,59	110.038	35.184	-68,03
ALBANIA	1.100	-	-100,00	2.851	-	-100,00
AZERBAIJAN	6.884	17.362	152,21	88.222	118.437	34,25
KAZAKHSTAN	11	-	-100,00	10.147	-	-100,00
KYRGYZSTAN	-	5	-	-	460	-
UKRAINE	58.728	-	-100,00	156.078	-	-100,00
UZBEKISTAN	-	88	-	-	1.600	-
MALTA	0	-	-100,00	12	-	-100,00
SLOVAKIA	49.441	23.987	-51,48	128.688	82.887	-35,59
SLOVENIA	52.987	20.648	-61,03	236.315	57.701	-75,58
CZECH REPUBLIC	100	-	-100,00	173	-	-100,00
RUSSIA FEDERATION	1.645.572	2.757.149	67,55	2.999.735	7.502.509	150,11
LOGAM DASAR MULIA	**951.014**	**907.989**	**-4,52**	**1.564.726.352**	**1.302.025.208**	**-16,79**
JAPAN	795.262	800.427	0,65	503.004.240	621.614.815	23,58
HONG KONG	11.691	36.975	216,26	77.539.822	162.200.298	109,18
CHINA	7	53	627,40	181	612.013	338.908,84
THAILAND	1.562	2.515	60,97	55.157.043	52.704.037	-4,45
SINGAPORE	50.372	37.075	-26,40	689.267.794	337.423.511	-51,05
PHILIPPINES	-	0	-	-	50	-
MALAYSIA	1.139	430	-62,24	158.038	4.010	-97,46
INDIA	42.880	14.600	-65,95	2.793.635	9.875.972	253,52
UNITED ARAB EMIRATES	772	-	-100,00	24.164	-	-100,00
AUSTRALIA	11.629	0	-100,00	43.610.242	336	-100,00
EAST TIMOR	-	120	-	-	960	-
UNITED STATES	13.871	4.221	-69,57	8.212.144	344.676	-95,80
UNITED KINGDOM	1.372	4.658	239,39	30.742	147.180	378,76
FRANCE	2	4	105,56	85.335	256.408	200,47
GERMANY, FED. REP. OF	800	241	-69,89	24.208	16.021	-33,82
SWITZERLAND	19.057	6.671	-65,00	184.763.683	116.803.035	-36,78
LITHUANIA	597	-	-100,00	36.242	-	-100,00
CZECH REPUBLIC	0	0	129,51	18.840	21.887	16,17
TEMBAGA	**165.600.016**	**170.261.404**	**2,81**	**1.394.688.040**	**1.561.177.978**	**11,94**
JAPAN	4.599.628	2.196.663	-52,24	36.887.750	19.251.080	-47,81
HONG KONG	707.429	332.498	-53,00	4.833.443	2.743.107	-43,25
KOREA, REPUBLIC OF	6.545.373	4.991.910	-23,73	51.685.960	45.669.307	-11,64
TAIWAN	9.223.972	8.565.880	-7,13	80.579.976	81.798.804	1,51
CHINA	52.939.838	46.295.354	-12,55	395.431.572	359.319.675	-9,13
PAPUA NEW GUINEA	-	20.000	-	-	215.690	-
THAILAND	21.583.888	29.838.861	38,25	195.904.701	293.578.288	49,86
SINGAPORE	7.075.036	3.473.884	-50,90	64.677.479	28.586.726	-55,80
PHILIPPINES	1.792.854	1.387.351	-22,62	16.393.127	14.212.975	-13,30
MALAYSIA	38.966.387	49.170.370	26,19	353.025.914	482.087.225	36,56
MYANMAR	40.000	20.000	-50,00	231.212	200.909	-13,11
CAMBODIA	191.483	258.255	34,87	56.126	99.187	76,72
VIET NAM	18.651.854	20.083.613	7,68	165.303.166	197.820.114	19,67
MALDIVES	58	40	-31,03	2.462	429	-82,59
INDIA	469.619	521.157	10,97	3.916.131	4.711.395	20,31
PAKISTAN	76.812	15.025	-80,44	598.280	134.608	-77,50
BANGLADESH	2.062.487	1.979.716	-4,01	17.442.979	18.756.391	7,53
SRI LANKA	7.537	3.492	-53,67	50.955	26.273	-48,44
IRAN (ISLAMIC REPUBLIC OF)	-	3	-	-	138	-
TURKEY	154.778	235.776	52,33	1.308.793	2.311.489	76,61
UNITED ARAB EMIRATES	26.150	-	-100,00	196.897	-	-100,00
EGYPT	13.993	15.032	7,43	119.220	148.417	24,49
SUDAN	-	100	-	-	1.109	-
SEYCHELLES	34	-	-100,00	1.350	-	-100,00
SOUTH AFRICA	40	-	-100,00	815	-	-100,00
AUSTRALIA	73.322	162.893	122,16	544.240	1.568.674	188,23
NEW ZEALAND	15.017	10.246	-31,77	151.557	115.481	-23,80
EAST TIMOR	4.634	67	-98,55	3.232	738	-77,18
UNITED STATES	347.768	170.857	-50,87	5.097.475	3.078.922	-39,60
CANADA	-	9.525	-	-	133.932	-
BRAZIL	-	175	-	-	1.750	-
UNITED KINGDOM	2.983	2.299	-22,93	22.301	12.306	-44,82
NETHERLANDS	4.523	22	-99,51	17.109	100	-99,42
FRANCE	247	-	-100,00	3.497	-	-100,00
GERMANY, FED. REP. OF	207	4	-98,00	779	87	-88,88
AUSTRIA	-	131	-	-	80	-
BELGIUM	38	4	-88,22	325	93	-71,33

https://www.bps.go.id

TABEL 6. PERKEMBANGAN EKSPOR INDONESIA MENURUT KOMODITI DAN NEGARA TUJUAN
JANUARI - JUNI 2021 DAN 2022

KOMODITI / NEGARA TUJUAN	BERAT BERSIH (KG)		PERUB	NILAI FOB (US $)		PERUB
	JAN-JUN 2021	JAN-JUN 2022	%	JAN-JUN 2021	JAN-JUN 2022	%
(1)	(2)	(3)	(4)	(5)	(6)	(7)
SWITZERLAND	0	-	-100,00	3	-	-100,00
SWEDEN	15	50	233,33	300	2.998	899,34
FINLAND	-	499.985	-	-	4.586.899	-
ITALY	18.493	6	-99,97	149.723	273	-99,82
PORTUGAL	-	120	-	-	654	-
GREECE	-	21	-	-	1.649	-
HUNGARY	3.479	-	-100,00	48.877	-	-100,00
POLAND	40	20	-50,00	310	7	-97,66
RUSSIA FEDERATION	0	-	-100,00	3	-	-100,00
TIMAH	**32.512.508**	**37.528.695**	**15,43**	**892.999.874**	**1.461.909.503**	**63,71**
JAPAN	3.908.039	3.203.085	-18,04	106.913.701	123.759.064	15,76
HONG KONG	46.877	-	-100,00	1.229.274	-	-100,00
KOREA, REPUBLIC OF	4.442.574	3.552.997	-20,02	121.668.246	141.442.195	16,25
TAIWAN	2.009.294	1.330.471	-33,78	55.346.653	52.400.786	-5,32
CHINA	750.280	12.885.866	1.617,47	19.987.189	518.794.328	2.495,63
THAILAND	25.009	-	-100,00	694.398	-	-100,00
SINGAPORE	4.411.840	5.713.257	29,50	121.922.725	215.371.322	76,65
PHILIPPINES	60.153	119.856	99,25	1.691.891	4.830.419	185,50
MALAYSIA	434.152	531.874	22,51	12.465.704	21.305.170	70,91
VIET NAM	75.528	51.472	-31,85	2.133.139	2.197.400	3,01
INDIA	3.614.955	4.095.676	13,30	101.395.992	154.615.066	52,49
TURKEY	926.453	550.364	-40,59	26.805.714	21.270.197	-20,65
UNITED ARAB EMIRATES	125.490	50.291	-59,92	4.088.596	2.092.106	-48,83
SOUTH AFRICA	24.970	-	-100,00	624.240	-	-100,00
AUSTRALIA	500	1.002	100,40	15.675	46.093	194,05
UNITED STATES	3.468.504	636.535	-81,65	91.071.192	24.005.272	-73,64
UNITED KINGDOM	401.145	-	-100,00	11.264.324	-	-100,00
NETHERLANDS	4.974.785	2.441.868	-50,92	136.033.255	88.875.575	-34,67
BELGIUM	601.135	1.388.118	130,92	16.918.536	52.548.479	210,60
ITALY	1.376.623	724.625	-47,36	37.173.452	27.762.660	-25,32
SPAIN	576.877	200.618	-65,22	16.369.612	8.439.093	-48,45
POLAND	80.233	-	-100,00	2.208.215	-	-100,00
BULGARIA	25.139	50.221	99,77	724.872	2.139.693	195,18
RUSSIA FEDERATION	151.954	500	-99,67	4.253.277	14.585	-99,66
NIKEL	**44.121.371**	**297.768.881**	**574,89**	**436.827.386**	**2.457.666.202**	**462,62**
JAPAN	38.337.967	33.744.713	-11,98	416.580.804	566.016.498	35,87
HONG KONG	-	49.450	-	-	78.873	-
KOREA, REPUBLIC OF	176.052	19.413.143	10.926,94	415.343	106.595.158	25.564,37
CHINA	5.352.515	233.809.816	4.268,22	18.050.146	1.713.682.280	9.394,01
THAILAND	51	-	-100,00	652	-	-100,00
SINGAPORE	2.194	114.368	5.112,48	27.083	855.754	3.059,70
PHILIPPINES	89	-	-100,00	3.458	-	-100,00
MALAYSIA	3.470	10.603.315	305.471,04	25.077	70.344.202	280.408,72
INDIA	204.841	34.000	-83,40	741.254	76.500	-89,68
AUSTRALIA	-	5	-	-	100	-
UNITED STATES	17.187	32	-99,81	128.691	1.860	-98,55
CANADA	-	10	-	-	100	-
BRAZIL	26.987	12	-99,96	854.005	14.677	-98,28
UNITED KINGDOM	4	-	-100,00	785	-	-100,00
FRANCE	15	-	-100,00	62	-	-100,00
SWITZERLAND	-	10	-	-	100	-
FINLAND	-	7	-	-	100	-
LIECHTENSTEIN	1	-	-100,00	25	-	-100,00
ALUMUNIUM	**113.012.757**	**114.077.449**	**0,94**	**296.712.911**	**417.474.076**	**40,70**
JAPAN	7.986.551	3.818.186	-52,19	19.853.571	11.352.790	-42,82
HONG KONG	52.977	61.996	17,02	89.957	174.176	93,62
KOREA, REPUBLIC OF	3.871.716	4.001.210	3,34	4.711.285	7.419.887	57,49
TAIWAN	1.628.465	1.906.277	17,06	6.030.265	9.477.709	57,17
CHINA	28.494.007	19.504.617	-31,55	62.346.152	65.662.064	5,32
PAPUA NEW GUINEA	-	5	-	-	42	-
THAILAND	7.095.628	4.219.611	-40,53	17.441.067	13.219.382	-24,21
SINGAPORE	1.171.327	970.867	-17,11	3.025.943	3.354.953	10,87
PHILIPPINES	2.777.653	1.988.689	-28,40	7.158.236	6.577.903	-8,11
MALAYSIA	4.446.554	1.018.294	-77,10	10.210.960	3.967.086	-61,15
MYANMAR	290.003	69.381	-76,08	729.536	429.458	-41,13
CAMBODIA	-	416.000	-	-	1.386.552	-
BRUNEI DARUSSALAM	-	3	-	-	40	-
VIET NAM	11.756.362	13.261.881	12,81	29.446.704	40.804.788	38,57
MALDIVES	-	544	-	-	2.351	-
INDIA	3.381.885	6.790.951	100,80	8.416.846	24.208.545	187,62
PAKISTAN	297.069	197.826	-33,41	970.365	874.892	-9,84
BANGLADESH	47.779	59.006	23,50	145.472	264.624	81,91
SRI LANKA	4	23.288	665.271,43	31	72.193	233.533,66
SAUDI ARABIA	198.650	111.300	-43,97	258.158	264.379	2,41
ISRAEL	5	-	-100,00	13	-	-100,00
LEBANON	-	1	-	-	8	-
OMAN	-	203.033	-	-	652.899	-
TURKEY	379.000	1.358.964	258,57	984.739	4.624.385	369,61
UNITED ARAB EMIRATES	22.070	678	-96,93	77.225	15.597	-79,80
EGYPT	38.016	567	-98,51	114.048	30.923	-72,89

https://www.bps.go.id

TABEL 6. PERKEMBANGAN EKSPOR INDONESIA MENURUT KOMODITI DAN NEGARA TUJUAN
JANUARI - JUNI 2021 DAN 2022

KOMODITI / NEGARA TUJUAN	BERAT BERSIH (KG)		PERUB	NILAI FOB (US $)		PERUB
	JAN-JUN 2021	JAN-JUN 2022	%	JAN-JUN 2021	JAN-JUN 2022	%
(1)	(2)	(3)	(4)	(5)	(6)	(7)
LIBYAN ARAB JAMAHIRIYA	-	2.563	-	-	11.064	-
ALGERIA	200.837	0	-100,00	531.239	1.507	-99,72
SUDAN	142	0	-100,00	30	33	12,35
ETHIOPIA	270	-	-100,00	2.206	-	-100,00
ANGOLA	-	0	-	-	34	-
CAMEROON	46.213	75	-99,84	215.931	243	-99,89
NIGERIA	41.651	55.643	33,59	307.364	490.004	59,42
COTE D'IVOIRE	431.013	519.169	20,45	1.994.981	2.859.325	43,33
DJIBOUTI	-	14.248	-	-	75.125	-
SOUTH AFRICA	8.497	335.826	3.852,50	52.674	1.152.715	2.088,38
AUSTRALIA	9.300.975	9.573.224	2,93	28.308.852	40.031.089	41,41
NEW ZEALAND	73.571	100.695	36,87	287.020	539.970	88,13
SAINT VINCENT AND THE GRENADINES	5	-	-100,00	290	-	-100,00
FIJI	39.453	14.569	-63,07	95.670	51.683	-45,98
SOLOMON ISLANDS	-	761	-	-	7.231	-
EAST TIMOR	10.870	15.276	40,53	13.953	14.618	4,76
UNITED STATES	20.790.988	18.462.726	-11,20	67.501.234	80.999.441	20,00
CANADA	3.902.660	2.376.445	-39,11	12.180.018	10.619.628	-12,81
MEXICO	188.062	12.489	-93,36	647.684	134.008	-79,31
HONDURAS	-	202.865	-	-	720.856	-
PANAMA	1	1	0,20	19	53	181,99
CHILE	1	-	-100,00	4	-	-100,00
ARGENTINA	799	22	-97,25	17.129	106.210	520,07
BRAZIL	250	204.015	81.513,03	670	789.298	117.791,89
COLOMBIA	7	1	-92,86	3	5	71,52
ECUADOR	-	8	-	-	3.892	-
PERU	-	1	-	-	33	-
UNITED KINGDOM	697.624	1.057.756	51,62	2.444.861	5.181.786	111,95
NETHERLANDS	1.256.576	10.151.115	707,84	3.519.082	36.171.915	927,88
FRANCE	155	57.143	36.737,94	6.781	251.804	3.613,52
GERMANY, FED. REP. OF	34.522	414.998	1.102,12	118.472	1.902.952	1.506,24
AUSTRIA	-	62.620	-	-	218.356	-
BELGIUM	382.070	1.311.825	243,35	1.296.532	5.690.449	338,90
SWITZERLAND	21.155	20.944	-1,00	89.695	102.711	14,51
DENMARK	199.640	51	-99,97	697.851	1.840	-99,74
SWEDEN	394	39	-90,03	10.008	4.781	-52,22
FINLAND	1.270	-	-100,00	7.806	-	-100,00
IRELAND	-	2	-	-	718	-
ITALY	147.257	2.304.262	1.464,79	498.216	8.403.424	1.586,70
SPAIN	481.381	918.922	90,89	1.297.618	3.473.947	167,72
PORTUGAL	20.148	3.839	-80,95	66.261	16.894	-74,50
GREECE	-	4.140	-	-	18.409	-
HUNGARY	105	-	-100,00	456	-	-100,00
POLAND	779.414	4.558.647	484,88	2.365.412	18.087.034	664,65
BULGARIA	-	567.569	-	-	1.812.272	-
ALBANIA	-	279.535	-	-	896.111	-
LITHUANIA	-	25.255	-	-	115.878	-
MALTA	32	-	-100,00	335	-	-100,00
SLOVENIA	32	170.423	532.471,88	1.186	683.373	57.517,47
CZECH REPUBLIC	18.226	7.290	-60,00	123.806	56.368	-54,47
RUSSIA FEDERATION	772	7.732	901,72	991	41.215	4.059,73
MONTENEGRO	-	279.547	-	-	896.149	-
LOGAM DASAR BUKAN BESI	**551.465.716**	**1.047.296.011**	**89,91**	**188.158.767**	**540.247.855**	**187,12**
JAPAN	8.102.746	11.019.259	35,99	5.204.370	7.195.783	38,26
HONG KONG	101.748	-	-100,00	94.570	-	-100,00
KOREA, REPUBLIC OF	10.399.749	14.745.904	41,79	6.753.602	13.974.183	106,91
TAIWAN	823.593	3.089.789	275,16	613.657	2.408.645	292,51
CHINA	86.568.421	127.599.735	47,40	37.758.819	132.137.931	249,95
THAILAND	588.974	1.443.030	145,01	462.665	1.001.193	116,40
SINGAPORE	207.674	144.189	-30,57	592.614	949.559	60,23
PHILIPPINES	41.202	20.000	-51,46	365.877	284.592	-22,22
MALAYSIA	248.915.313	246.721.747	-0,88	75.403.546	94.894.358	25,85
CAMBODIA	-	0	-	-	271	-
VIET NAM	89.500	319.239	256,69	110.637	558.538	404,84
INDIA	195.337.220	532.480.555	172,60	58.914.820	225.109.604	282,09
PAKISTAN	71.856	52.164	-27,40	148.157	171.005	15,42
BANGLADESH	-	14	-	-	1.118	-
SAUDI ARABIA	1	1	-50,00	0	1.121	11.206.000,00
OMAN	-	59.469.320	-	-	23.033.456	-
UNITED ARAB EMIRATES	6	14	130,33	0	2.704	9.014.266,67
QATAR	-	12.402	-	-	2.083	-
AUSTRALIA	213	-	-100,00	20	-	-100,00
EAST TIMOR	140	415	196,43	47	529	1.038,01
UNITED STATES	34.828	138.618	298,01	902.357	3.082.184	241,57
CANADA	600	-	-100,00	12.204	-	-100,00
MEXICO	3.064	-	-100,00	33.797	-	-100,00
BRAZIL	-	278.106	-	-	866.084	-
UNITED KINGDOM	873	621	-28,83	4.157	76.123	1.731,00
NETHERLANDS	25.016	11.895	-52,45	546.632	50.047	-90,84
GERMANY, FED. REP. OF	2.006	12.612	528,69	38.447	309.790	705,77
BELGIUM	115.061	23.000	-80,01	133.424	32.409	-75,71
SWITZERLAND	1	11	1.000,00	0	3	953,33

https://www.bps.go.id

TABEL 6. PERKEMBANGAN EKSPOR INDONESIA MENURUT KOMODITI DAN NEGARA TUJUAN
JANUARI - JUNI 2021 DAN 2022

KOMODITI / NEGARA TUJUAN	BERAT BERSIH (KG)		PERUB	NILAI FOB (US $)		PERUB
	JAN-JUN 2021	JAN-JUN 2022	%	JAN-JUN 2021	JAN-JUN 2022	%
(1)	(2)	(3)	(4)	(5)	(6)	(7)
SWEDEN	-	7.560	-	-	130.410	-
ITALY	-	3.400.000	-	-	15.943.000	-
ICELAND	-	46.305.390	-	-	18.014.649	-
ROMANIA	-	0	-	-	245	-
UKRAINE	580	-	-100,00	12.818	-	-100,00
ESTONIA	10.000	-	-100,00	33.000	-	-100,00
MALTA	2	250	16.566,67	36	12.095	33.185,63
SLOVENIA	-	20	-	-	0	-
RUSSIA FEDERATION	25.332	150	-99,41	18.492	4.143	-77,60
SENG	**6.949.483**	**7.899.525**	**13,67**	**15.710.055**	**21.542.236**	**37,12**
JAPAN	1.846.906	1.660.000	-10,12	5.429.110	7.115.095	31,05
HONG KONG	200.680	209.587	4,44	416.741	472.406	13,36
KOREA, REPUBLIC OF	190.516	283.119	48,61	399.265	874.440	119,01
TAIWAN	95.000	76.699	-19,26	314.311	272.670	-13,25
CHINA	508.487	695.783	36,83	822.399	1.626.715	97,80
THAILAND	399.482	591.714	48,12	1.159.267	2.291.843	97,70
SINGAPORE	237.077	183.123	-22,76	1.090.559	474.710	-56,47
MALAYSIA	391.679	238.289	-39,16	660.153	623.662	-5,53
MYANMAR	15.000	-	-100,00	50.637	-	-100,00
VIET NAM	4.704	83.970	1.685,15	15.575	355.112	2.179,95
INDIA	2.910.713	3.783.401	29,98	4.944.487	7.122.418	44,05
SRI LANKA	48.810	-	-100,00	73.055	-	-100,00
MOROCCO	40.000	20.000	-50,00	137.025	85.050	-37,93
AUSTRALIA	40.000	20.000	-50,00	128.227	80.430	-37,28
NEW ZEALAND	20.000	50.170	150,85	68.879	138.213	100,66
EAST TIMOR	430	3.671	753,72	365	9.472	2.495,13
BARANG DARI KAWAT	**73.396.548**	**72.345.037**	**-1,43**	**133.412.001**	**154.710.182**	**15,96**
JAPAN	15.994.703	15.255.407	-4,62	28.830.840	31.303.562	8,58
HONG KONG	70.407	28.356	-59,73	117.690	64.802	-44,94
KOREA, REPUBLIC OF	2.205.399	1.224.626	-44,47	5.870.296	2.005.141	-65,84
TAIWAN	449.460	230.208	-48,78	657.880	595.206	-9,53
CHINA	1.218.959	222.205	-81,77	2.820.761	900.150	-68,09
MONGOLIA	5.348	3.196	-40,24	7.995	5.507	-31,13
PAPUA NEW GUINEA	153.061	24.000	-84,32	220.486	39.672	-82,01
THAILAND	13.087.215	11.608.385	-11,30	22.500.703	23.468.754	4,30
SINGAPORE	1.495.671	1.578.131	5,51	4.484.983	3.951.916	-11,89
PHILIPPINES	1.203.099	1.077.555	-10,44	3.149.679	3.034.529	-3,66
MALAYSIA	3.753.898	2.373.533	-36,77	6.311.722	5.204.731	-17,54
MYANMAR	67.628	328.689	386,03	118.101	1.541.019	1.204,83
CAMBODIA	1.999	1.925	-3,68	13.168	12.008	-8,81
BRUNEI DARUSSALAM	24.030	8.000	-66,71	32.976	14.820	-55,06
VIET NAM	2.902.592	1.313.340	-54,75	7.673.149	4.075.464	-46,89
MALDIVES	-	24	-	-	2.132	-
INDIA	3.688.845	2.738.475	-25,76	6.324.739	5.415.118	-14,38
PAKISTAN	104.492	100.511	-3,81	233.743	262.637	12,36
BANGLADESH	15.216	51	-99,67	5.358	7.477	39,55
SRI LANKA	255	3.215	1.160,78	1.613	23.580	1.362,24
IRAQ	-	43.016	-	-	49.613	-
SAUDI ARABIA	295.792	237.829	-19,60	407.347	550.865	35,23
KUWAIT	-	40.080	-	-	48.390	-
YEMEN	153.721	199.854	30,01	175.498	279.818	59,44
OMAN	15.390	95.463	520,29	33.756	230.278	582,19
TURKEY	158	128	-19,23	1.553	553	-64,41
UNITED ARAB EMIRATES	864.859	692.000	-19,99	1.495.240	1.457.839	-2,50
QATAR	60.296	22.585	-62,54	73.030	71.151	-2,57
BAHRAIN	3.000	110.184	3.572,80	2.694	171.194	6.253,76
EGYPT	47.860	20.653	-56,85	53.905	16.621	-69,17
LIBYAN ARAB JAMAHIRIYA	-	17.390	-	-	46.200	-
TANZANIA, UNITED REP. OF	-	54.637	-	-	249.936	-
MADAGASCAR	-	3	-	-	180	-
KENYA	32.083	-	-100,00	45.685	-	-100,00
ANGOLA	118.294	-	-100,00	11.672	-	-100,00
NIGERIA	21.472	2.650	-87,66	30.933	2.040	-93,41
GABON	300	375	25,00	4.202	5.430	29,24
MAURITANIA	-	20.786	-	-	126.724	-
DJIBOUTI	27.255	-	-100,00	56.649	-	-100,00
SOUTH AFRICA	581.159	332.479	-42,79	956.150	666.196	-30,33
MAURITIUS	20.000	-	-100,00	21.880	-	-100,00
AUSTRALIA	3.767.073	3.313.408	-12,04	7.645.413	8.598.731	12,47
NEW ZEALAND	724.145	962.944	32,98	1.636.345	2.780.157	69,90
NEW CALEDONIA	-	25.830	-	-	44.604	-
VANUATU	-	23.040	-	-	39.420	-
FIJI	53.276	40.922	-23,19	73.729	71.450	-3,09
SOLOMON ISLANDS	21.989	39.320	78,81	52.040	108.910	109,28
EAST TIMOR	143.912	146.342	1,69	228.306	218.164	-4,44
UNITED STATES	13.993.794	18.595.286	32,88	21.678.065	35.710.889	64,73
CANADA	243.522	458.319	88,20	729.763	1.058.732	45,08
MEXICO	3.815.154	5.423.708	42,16	4.525.985	9.772.819	115,93
PANAMA	7	9	37,27	32	47	46,54
CHILE	131.110	8.600	-93,44	193.369	13.121	-93,21
ARGENTINA	11.366	12.356	8,71	104.526	122.696	17,38

https://www.bps.go.id

TABEL 6. PERKEMBANGAN EKSPOR INDONESIA MENURUT KOMODITI DAN NEGARA TUJUAN
JANUARI - JUNI 2021 DAN 2022

KOMODITI / NEGARA TUJUAN	BERAT BERSIH (KG)		PERUB	NILAI FOB (US $)		PERUB
	JAN-JUN 2021	JAN-JUN 2022	%	JAN-JUN 2021	JAN-JUN 2022	%
(1)	(2)	(3)	(4)	(5)	(6)	(7)
BRAZIL	88.272	386.643	338,01	329.807	1.014.491	207,60
COLOMBIA	1	0	-67,54	17	4	-77,60
PERU	17.660	17.845	1,05	37.815	64.878	71,57
FRENCH POLYNESIA	21	25	19,05	200	270	35,18
UNITED KINGDOM	1.084.050	1.473.478	35,92	2.085.398	4.563.900	118,85
NETHERLANDS	5.758	14.452	150,97	114.512	96.608	-15,63
FRANCE	7.949	5.862	-26,25	92.659	67.090	-27,59
GERMANY, FED. REP. OF	175.444	822.516	368,82	389.503	3.115.003	699,74
BELGIUM	302.201	366.807	21,38	499.178	695.623	39,35
SWITZERLAND	0	9	12.471,43	36	53	48,59
LUXEMBOURG	1	-	-100,00	55	-	-100,00
DENMARK	288	-	-100,00	2.479	-	-100,00
NORWAY	-	22.715	-	-	115.986	-
SWEDEN	19.350	-	-100,00	30.133	-	-100,00
FINLAND	170	-	-100,00	145	-	-100,00
IRELAND	-	5	-	-	36	-
ITALY	25	15	-40,00	290	42	-85,38
SPAIN	-	13	-	-	89	-
GREECE	21.561	388	-98,20	27.809	12.648	-54,52
HUNGARY	9	-	-100,00	44	-	-100,00
POLAND	-	9.766	-	-	55.917	-
ROMANIA	36.608	73.600	101,05	51.663	116.800	126,08
ALBANIA	18.896	-	-100,00	21.974	-	-100,00
KAZAKHSTAN	-	0	-	-	10	-
LATVIA	22.970	41.750	81,76	84.452	247.060	192,54
MALTA	2	-	-100,00	1.250	-	-100,00
CZECH REPUBLIC	132	-	-100,00	5.044	-	-100,00
RUSSIA FEDERATION	5.917	49.120	730,19	23.890	102.683	329,81
KONSTRUKSI BERAT SIAP PASANG DARI BAJA	**33.952.243**	**38.502.200**	**13,40**	**43.975.624**	**108.030.829**	**145,66**
JAPAN	-	350	-	-	3.927	-
TAIWAN	786.589	29.974.220	3.710,66	1.953.989	91.929.758	4.604,72
CHINA	32	11	-66,48	416	118	-71,62
SINGAPORE	941.382	943.200	0,19	1.642.706	5.239.993	218,99
PHILIPPINES	269.680	-	-100,00	547.999	-	-100,00
MALAYSIA	150.459	-	-100,00	427.626	-	-100,00
MYANMAR	-	9.600	-	-	133.480	-
BRUNEI DARUSSALAM	100	-	-100,00	11	-	-100,00
INDIA	321.000	27.561	-91,41	925.568	454.614	-50,88
SENEGAL	-	1.860	-	-	1.860	-
SOUTH AFRICA	1.000	-	-100,00	500	-	-100,00
AUSTRALIA	268.201	5.717.556	2.031,82	803.903	7.946.980	888,55
NEW ZEALAND	90.432	688.189	661,00	82.745	950.514	1.048,72
EAST TIMOR	38.515	379.602	885,59	15.618	135.912	770,23
UNITED STATES	18.220.547	713.124	-96,09	24.073.309	1.033.992	-95,70
CANADA	1.181.563	-	-100,00	1.130.023	-	-100,00
NETHERLANDS	-	46.926	-	-	199.681	-
SWEDEN	8.844.616	-	-100,00	8.843.765	-	-100,00
FINLAND	1.501.791	-	-100,00	1.927.434	-	-100,00
SLOVENIA	1.336.336	-	-100,00	1.600.013	-	-100,00
BARANG DARI LOGAM SIAP PASANG UNTUK KONSTRUKSI	**28.196.115**	**39.610.502**	**40,48**	**89.256.932**	**147.991.082**	**65,80**
JAPAN	2.871.645	119.852	-95,83	8.484.347	880.246	-89,63
HONG KONG	1	-	-100,00	1	-	-100,00
KOREA, REPUBLIC OF	249.857	161.261	-35,46	1.726.677	444.007	-74,29
TAIWAN	708.241	13.981.606	1.874,13	4.087.696	49.636.607	1.114,29
CHINA	365.017	23.618	-93,53	1.007.379	160.377	-84,08
PAPUA NEW GUINEA	-	11.206	-	-	51.869	-
THAILAND	189.239	43.866	-76,82	34.347	224.061	552,34
SINGAPORE	5.340.933	11.299.785	111,57	14.311.716	23.380.191	63,36
PHILIPPINES	135.373	16.632	-87,71	410.974	20.490	-95,01
MALAYSIA	132.124	362.422	174,30	248.001	799.618	222,43
MYANMAR	-	634.987	-	-	8.711.392	-
CAMBODIA	-	3.225	-	-	25.766	-
VIET NAM	2.030.149	558.385	-72,50	3.464.119	1.568.252	-54,73
MALDIVES	4.202	7.801	85,64	9.496	88.200	828,82
INDIA	3.488.981	40.650	-98,83	18.754.142	154.800	-99,17
BANGLADESH	4.920.150	1.995.848	-59,44	8.052.457	4.134.542	-48,65
SRI LANKA	47.275	-	-100,00	44.499	-	-100,00
IRAQ	2.040	-	-100,00	160.625	-	-100,00
SAUDI ARABIA	34.229	220	-99,36	63.836	7.690	-87,95
OMAN	1.400	-	-100,00	2.760	-	-100,00
UNITED ARAB EMIRATES	8.980	101.360	1.028,73	15.230	377.979	2.381,81
QATAR	-	578.355	-	-	7.222.943	-
KENYA	15.647	40	-99,74	41.283	260	-99,37
REUNION	3.067	-	-100,00	700	-	-100,00
NIGERIA	105.280	-	-100,00	301.500	-	-100,00
SIERRA LEONE	-	7.168	-	-	18.850	-
SENEGAL	-	11.858	-	-	52.011	-
MAURITANIA	-	4.228.965	-	-	35.462.440	-
CENTRAL AFRICAN REPUBLIC	-	5.455	-	-	85.800	-

https://www.bps.go.id

TABEL 6. PERKEMBANGAN EKSPOR INDONESIA MENURUT KOMODITI DAN NEGARA TUJUAN
JANUARI - JUNI 2021 DAN 2022

KOMODITI / NEGARA TUJUAN	BERAT BERSIH (KG)		PERUB	NILAI FOB (US $)		PERUB
	JAN-JUN 2021	JAN-JUN 2022	%	JAN-JUN 2021	JAN-JUN 2022	%
(1)	(2)	(3)	(4)	(5)	(6)	(7)
NIGER	5.753	-	-100,00	15.957	-	-100,00
AUSTRALIA	4.411.282	1.606.706	-63,58	22.055.455	5.309.215	-75,93
NEW ZEALAND	1.166.813	2.281.465	95,53	1.046.728	2.617.014	150,02
FIJI	8	1.180	14.650,00	325	954	193,50
SOLOMON ISLANDS	-	1.552	-	-	5.380	-
EAST TIMOR	28.184	69.960	148,22	18.492	45.439	145,73
UNITED STATES	1.101.678	1.184.151	7,49	2.380.691	5.038.311	111,63
BRAZIL	2	-	-100,00	186	-	-100,00
COLOMBIA	50	-	-100,00	10.992	-	-100,00
COSTA RICA	350	-	-100,00	223	-	-100,00
FRENCH POLYNESIA	-	391	-	-	7.547	-
UNITED KINGDOM	11	-	-100,00	1.220	-	-100,00
NETHERLANDS	868	28.514	3.186,92	3.206	13.976	335,99
FRANCE	89.862	63.631	-29,19	331.292	258.594	-21,94
GERMANY, FED. REP. OF	18.640	21.766	16,77	8.484	124.497	1.367,39
BELGIUM	70	1.155	1.550,00	121	2.749	2.176,84
SWITZERLAND	21.041	12.035	-42,80	150.426	112.416	-25,27
DENMARK	-	12	-	-	385	-
NORWAY	580.000	14.740	-97,46	1.633.281	133.430	-91,83
ITALY	113.339	94.753	-16,40	368.326	505.388	37,21
SPAIN	714	15.339	2.048,32	197	185.941	94.454,32
GREECE	-	12.101	-	-	77.677	-
POLAND	1.952	-	-100,00	8.469	-	-100,00
ROMANIA	-	1.746	-	-	8.177	-
AZERBAIJAN	-	4.733	-	-	35.264	-
SLOVENIA	470	-	-100,00	705	-	-100,00
CZECH REPUBLIC	1.200	-	-100,00	372	-	-100,00
RUSSIA FEDERATION	-	9	-	-	335	-
ALAT POTONG DAN PERKAKAS TANGAN PERTUKANGAN	**5.376.559**	**4.638.916**	**-13,72**	**59.361.716**	**56.270.075**	**-5,21**
JAPAN	583.237	381.085	-34,66	10.705.925	14.440.856	34,89
HONG KONG	1.407	11.581	723,18	36.184	82.752	128,70
KOREA, REPUBLIC OF	84.331	97.618	15,76	2.031.765	852.053	-58,06
TAIWAN	9.926	17.920	80,54	81.667	377.161	361,83
CHINA	142.149	165.682	16,56	1.480.934	1.340.523	-9,48
MONGOLIA	-	3	-	-	12	-
PAPUA NEW GUINEA	4.928	7.794	58,16	35.602	85.842	141,12
THAILAND	101.673	114.984	13,09	1.737.849	2.054.633	18,23
SINGAPORE	510.426	1.072.382	110,10	6.149.539	4.917.707	-20,03
PHILIPPINES	105.522	34.901	-66,93	1.008.941	615.331	-39,01
MALAYSIA	347.186	425.581	22,58	3.532.677	4.069.478	15,20
MYANMAR	22.460	13.823	-38,45	70.655	265.702	276,05
CAMBODIA	6.474	5.803	-10,36	42.268	106.223	151,31
BRUNEI DARUSSALAM	15	544	3.528,73	946	6.065	541,17
LAO PEOPLE'S DEM. REP.	3.348	-	-100,00	5.261	-	-100,00
VIET NAM	120.946	168.486	39,31	1.532.962	1.996.270	30,22
MALDIVES	309	150	-51,46	158	5	-96,84
INDIA	68.785	275.581	300,64	1.691.612	3.635.702	114,93
PAKISTAN	99.046	23.319	-76,46	438.346	196.867	-55,09
BANGLADESH	22.468	15	-99,93	124.978	1.997	-98,40
SRI LANKA	10.731	1.888	-82,40	61.847	11.178	-81,93
IRAQ	0	-	-100,00	45	-	-100,00
SAUDI ARABIA	4.599	6	-99,86	40.631	12.375	-69,54
KUWAIT	546	-	-100,00	35.323	-	-100,00
LEBANON	-	538	-	-	1.200	-
OMAN	1.998	-	-100,00	45.276	-	-100,00
TURKEY	1.446	4.543	214,10	49.806	156.333	213,88
UNITED ARAB EMIRATES	21.101	162	-99,23	69.068	14.297	-79,30
QATAR	5.680	4.686	-17,50	91.631	112.555	22,83
EGYPT	-	683	-	-	94.395	-
TANZANIA, UNITED REP. OF	-	27	-	-	376	-
MADAGASCAR	-	13	-	-	99	-
MOZAMBIQUE	-	228	-	-	30.208	-
EQUATORIAL GUINEA	65	-	-100,00	32.955	-	-100,00
LIBERIA	10	-	-100,00	15.600	-	-100,00
GUINEA	5	-	-100,00	638	-	-100,00
ANGOLA	1.002	4	-99,64	79.148	112	-99,86
CONGO	2.466	-	-100,00	22.260	-	-100,00
NIGERIA	24.720	110	-99,55	20.321	11.172	-45,02
COTE D'IVOIRE	-	11.633	-	-	76.025	-
MAURITANIA	-	596	-	-	24.334	-
SOUTH AFRICA	262.722	17.697	-93,26	3.329.954	18.264	-99,45
MAURITIUS	-	30	-	-	4.000	-
AUSTRALIA	28.210	43.387	53,80	383.709	1.710.322	345,73
NEW ZEALAND	6.967	11.132	59,78	89.217	108.699	21,84
NEW CALEDONIA	0	-	-100,00	94	-	-100,00
SAINT VINCENT AND THE GRENADINES	2	-	-100,00	0	-	-100,00
FIJI	123	2.641	2.047,20	736	22.425	2.947,70
SOLOMON ISLANDS	24	3	-87,40	867	177	-79,59
EAST TIMOR	39.871	15.187	-61,91	55.737	79.983	43,50
UNITED STATES	2.407.121	1.317.042	-45,29	19.577.860	13.516.178	-30,96
CANADA	50.125	25.272	-49,58	553.643	160.726	-70,97

https://www.bps.go.id

TABEL 6. PERKEMBANGAN EKSPOR INDONESIA MENURUT KOMODITI DAN NEGARA TUJUAN
JANUARI - JUNI 2021 DAN 2022

KOMODITI / NEGARA TUJUAN	BERAT BERSIH (KG)		PERUB	NILAI FOB (US $)		PERUB
	JAN-JUN 2021	JAN-JUN 2022	%	JAN-JUN 2021	JAN-JUN 2022	%
(1)	(2)	(3)	(4)	(5)	(6)	(7)
MEXICO	11.821	27.171	129,85	540.897	1.060.014	95,97
PANAMA	73.811	20.886	-71,70	259.904	120.486	-53,64
CHILE	14.943	14.294	-4,34	189.942	196.865	3,64
ARGENTINA	17	5	-70,01	321	1.494	365,38
BRAZIL	34.442	112.301	226,06	400.859	1.442.563	259,87
COLOMBIA	144	904	529,61	11.792	7.215	-38,82
BOLIVIA	620	-	-100,00	35.016	-	-100,00
ECUADOR	610	12.222	1.903,61	4.429	97.932	2.111,01
GUYANA	-	1.422	-	-	22.262	-
EL SALVADOR	40	-	-100,00	90	-	-100,00
UNITED KINGDOM	1.249	93	-92,59	46.750	2.162	-95,38
NETHERLANDS	83.240	103.924	24,85	900.662	1.090.987	21,13
FRANCE	500	416	-16,81	27.403	92.031	235,84
GERMANY, FED. REP. OF	13.925	5.635	-59,54	115.197	305.700	165,37
AUSTRIA	-	831	-	-	1.763	-
BELGIUM	4.423	13.097	196,09	311.937	226.013	-27,55
SWITZERLAND	34	127	273,24	0	5.171	51.709.860,00
LUXEMBOURG	225	397	76,44	56.678	80.413	41,88
DENMARK	41	22	-46,69	3.404	3.967	16,55
NORWAY	1.300	150	-88,47	69.183	14.440	-79,13
SWEDEN	192	17.311	8.916,15	4.164	125.358	2.910,52
FINLAND	8.006	103	-98,71	63.695	4.929	-92,26
ITALY	1.562	4.370	179,84	18.925	33.077	74,78
PORTUGAL	68	-	-100,00	6.565	-	-100,00
GREECE	214	-	-100,00	8.837	-	-100,00
HUNGARY	8.350	-	-100,00	590.187	-	-100,00
POLAND	917	26.635	2.805,47	10.133	54.213	434,99
KAZAKHSTAN	-	29	-	-	16.478	-
UKRAINE	177	-	-100,00	21.919	-	-100,00
ESTONIA	51	-	-100,00	2.800	-	-100,00
SLOVAKIA	233	329	41,31	17.690	25.289	42,96
REP. OF MACEDONIA	394	-	-100,00	30.965	-	-100,00
RUSSIA FEDERATION	10.842	1.483	-86,32	346.737	28.642	-91,74
PAKU, MUR DAN BAUT	**11.044.807**	**11.757.041**	**6,45**	**50.896.012**	**57.155.064**	**12,30**
JAPAN	677.430	643.646	-4,99	4.342.776	4.466.705	2,85
HONG KONG	146	2.152	1.373,49	19.010	6.295	-66,89
KOREA, REPUBLIC OF	11.081	32.684	194,95	327.781	365.649	11,55
TAIWAN	196.749	435.506	121,35	144.588	359.484	148,63
CHINA	114.170	150.904	32,17	676.983	1.058.382	56,34
MONGOLIA	-	1.268	-	-	299	-
PAPUA NEW GUINEA	188.738	124.942	-33,80	831.119	622.236	-25,13
THAILAND	1.033.897	785.822	-23,99	4.930.207	4.961.542	0,64
SINGAPORE	328.629	621.937	89,25	2.639.940	4.755.150	80,12
PHILIPPINES	118.431	136.291	15,08	760.860	645.986	-15,10
MALAYSIA	385.334	1.252.717	225,10	1.641.204	5.356.676	226,39
MYANMAR	646	9.694	1.401,58	3.471	195.262	5.525,36
CAMBODIA	28.191	26.327	-6,61	152.758	142.810	-6,51
BRUNEI DARUSSALAM	-	181	-	-	2.625	-
VIET NAM	193.447	223.699	15,64	1.906.567	1.984.116	4,07
MALDIVES	337	691	105,35	4.445	2.090	-52,97
INDIA	293.598	295.771	0,74	2.506.358	1.665.988	-33,53
PAKISTAN	33.832	38.385	13,46	718.605	756.608	5,29
BANGLADESH	28.596	12.144	-57,53	3.308	3.282	-0,77
SRI LANKA	72	292	305,56	406	2.003	393,29
IRAQ	36.029	-	-100,00	628.941	-	-100,00
IRAN (ISLAMIC REPUBLIC OF)	-	1.665	-	-	11.316	-
SAUDI ARABIA	16.972	1.720	-89,87	116.380	32.497	-72,08
KUWAIT	9	587	6.418,89	19.320	2.419	-87,48
LEBANON	7	-	-100,00	500	-	-100,00
OMAN	1.998	196	-90,20	3.843	3.408	-11,33
TURKEY	56.154	170.986	204,49	79.065	6.555	-91,71
UNITED ARAB EMIRATES	4.785	8.528	78,23	22.360	68.438	206,07
QATAR	210	6	-97,14	2.125	742	-65,10
EGYPT	367	641.214	174.579,65	2.467	125.135	4.971,54
ALGERIA	3.109	0	-100,00	8.380	3.826	-54,35
SUDAN	12.219	23.596	93,11	444	1.041	134,51
ETHIOPIA	6.851	8.462	23,51	191	217	13,71
TANZANIA, UNITED REP. OF	1.009	-	-100,00	9.500	-	-100,00
KENYA	-	2	-	-	170	-
REUNION	-	7	-	-	51	-
GHANA	2.912	2.848	-2,20	15.522	12.452	-19,78
LIBERIA	9.348	-	-100,00	11.710	-	-100,00
GUINEA	13.405	-	-100,00	102.696	-	-100,00
ANGOLA	-	8.463	-	-	345	-
CONGO	34	1	-97,06	595	508	-14,69
NIGERIA	415.281	78.649	-81,06	180.637	10.747	-94,05
COTE D'IVOIRE	10.826	170	-98,43	88.694	2.508	-97,17
SENEGAL	-	1.498	-	-	6.410	-
MAURITANIA	4.676	500	-89,30	31.166	3.519	-88,71
BURKINA FASO	1.922	3.636	89,18	14.333	31.614	120,57
SOUTH AFRICA	417.702	213.594	-48,86	843.050	451.364	-46,46
ZAMBIA	-	1.003	-	-	7.196	-

https://www.bps.go.id

TABEL 6. PERKEMBANGAN EKSPOR INDONESIA MENURUT KOMODITI DAN NEGARA TUJUAN
JANUARI - JUNI 2021 DAN 2022

KOMODITI / NEGARA TUJUAN	BERAT BERSIH (KG)		PERUB	NILAI FOB (US $)		PERUB
	JAN-JUN 2021	JAN-JUN 2022	%	JAN-JUN 2021	JAN-JUN 2022	%
(1)	(2)	(3)	(4)	(5)	(6)	(7)
AUSTRALIA	214.733	100.189	-53,34	1.130.944	763.782	-32,47
NEW ZEALAND	9.573	5	-99,94	37.157	691	-98,14
NEW CALEDONIA	52.659	35.106	-33,33	229.773	153.178	-33,34
SAINT VINCENT AND THE GRENADINES	5	-	-100,00	97	-	-100,00
SOLOMON ISLANDS	9.697	17.557	81,05	41.222	77.671	88,42
EAST TIMOR	51.315	45.347	-11,63	69.294	63.862	-7,84
UNITED STATES	594.678	140.785	-76,33	1.124.840	923.928	-17,86
CANADA	1.444	84.648	5.762,27	6.269	284.556	4.439,22
MEXICO	50.843	3.542	-93,03	232.886	64.073	-72,49
NICARAGUA	-	1	-	-	246	-
PANAMA	2.980	0	-100,00	16.058	11	-99,93
CHILE	739	250	-66,12	5.431	3.337	-38,55
ARGENTINA	40.997	601.538	1.367,28	678.449	1.129.639	66,50
BRAZIL	131.329	135.146	2,91	1.243.040	1.343.330	8,07
COLOMBIA	4.706	1	-99,98	30.684	13	-99,96
BOLIVIA	-	0	-	-	2	-
ECUADOR	132	633.372	479.727,61	227	16.463	7.165,35
PERU	0	3.379	844.650,00	0	20.055	5.420.294,59
FRENCH POLYNESIA	4	-	-100,00	423	-	-100,00
UNITED KINGDOM	57.827	117.190	102,66	385.668	1.052.165	172,82
NETHERLANDS	707.800	630.242	-10,96	2.048.642	2.204.687	7,62
FRANCE	273.335	216.946	-20,63	1.455.608	1.501.091	3,12
GERMANY, FED. REP. OF	3.538.357	2.427.596	-31,39	14.894.295	14.884.599	-0,07
AUSTRIA	10.668	55.919	424,16	63.327	467.651	638,47
BELGIUM	12.732	9.240	-27,43	81.962	71.547	-12,71
SWITZERLAND	32.144	66.038	105,44	238.855	599.903	151,16
DENMARK	38.126	135.972	256,64	215.442	969.753	350,12
NORWAY	92	656	611,01	399	37.046	9.192,73
SWEDEN	443.473	243.747	-45,04	2.173.885	1.727.583	-20,53
FINLAND	6.328	23.391	269,64	60.693	167.381	175,78
IRELAND	3	0	-88,46	77	0	-99,78
ITALY	41.384	28.332	-31,54	228.698	222.591	-2,67
SPAIN	15.865	8.664	-45,39	70.253	70.812	0,80
GREECE	2.967	2.734	-7,86	32.094	29.765	-7,26
HUNGARY	413	-	-100,00	3.883	-	-100,00
POLAND	9	354	3.749,14	344	9.704	2.724,78
ROMANIA	900	-	-100,00	282	-	-100,00
UKRAINE	26.358	-	-100,00	116.817	-	-100,00
UZBEKISTAN	-	64	-	-	630	-
LATVIA	5.824	-	-100,00	58.358	-	-100,00
ESTONIA	-	1.852	-	-	24.031	-
CROATIA	2	-	-100,00	52	-	-100,00
MALTA	2	-	-100,00	162	-	-100,00
SLOVENIA	-	9	-	-	2.571	-
CZECH REPUBLIC	450	1	-99,67	4.727	76	-98,39
RUSSIA FEDERATION	14.760	24.840	68,29	122.391	130.974	7,01
PERALATAN DAPUR DAN PERALATAN MEJA DARI LOGAM	**4.619.382**	**3.172.152**	**-31,33**	**29.581.925**	**23.663.861**	**-20,01**
JAPAN	61.621	64.247	4,26	479.841	500.315	4,27
HONG KONG	972	1.118	15,05	12.061	7.769	-35,58
KOREA, REPUBLIC OF	6.943	4.098	-40,98	56.628	31.636	-44,13
TAIWAN	30	260	777,49	19	3.426	17.741,20
CHINA	45.314	18.233	-59,76	113.432	20.532	-81,90
MACAU	-	22	-	-	107	-
THAILAND	2.445	181	-92,60	5.187	141	-97,27
SINGAPORE	152.343	55.703	-63,44	697.424	499.090	-28,44
PHILIPPINES	4.047	1.375	-66,02	30.620	11.798	-61,47
MALAYSIA	159.854	167.540	4,81	534.410	541.902	1,40
MYANMAR	-	1.633	-	-	18.689	-
CAMBODIA	-	727	-	-	2.719	-
BRUNEI DARUSSALAM	1.503	5.053	236,12	14.630	26.681	82,37
NEPAL	6.007	-	-100,00	52.826	-	-100,00
VIET NAM	690	5.044	630,71	8.605	35.075	307,62
MALDIVES	2.148	102	-95,26	1.736	2.661	53,30
INDIA	252.867	199.914	-20,94	472.409	458.677	-2,91
BANGLADESH	-	13	-	-	1.113	-
SRI LANKA	12.711	21.996	73,05	39.075	223.454	471,86
IRAQ	3.993	-	-100,00	22.192	-	-100,00
SAUDI ARABIA	356.203	150.298	-57,81	5.330.800	3.746.356	-29,72
ISRAEL	3.312	551	-83,36	149	120	-19,23
KUWAIT	1.243	5.434	337,01	21.018	174.422	729,87
OMAN	-	29	-	-	175	-
TURKEY	15.744	5.248	-66,67	66.284	23.650	-64,32
UNITED ARAB EMIRATES	187	544	190,64	2.720	7.155	163,07
QATAR	-	688	-	-	121	-
BAHRAIN	352	-	-100,00	4.671	-	-100,00
TANZANIA, UNITED REP. OF	1.400	-	-100,00	690	-	-100,00
SOMALIA	1.099	-	-100,00	45.900	-	-100,00
KENYA	-	3.800	-	-	9.349	-
REUNION	25	-	-100,00	654	-	-100,00
TOGO	-	1	-	-	14	-
GHANA	-	7.359	-	-	40.062	-

https://www.bps.go.id

TABEL 6. PERKEMBANGAN EKSPOR INDONESIA MENURUT KOMODITI DAN NEGARA TUJUAN
JANUARI - JUNI 2021 DAN 2022

KOMODITI / NEGARA TUJUAN	BERAT BERSIH (KG)		PERUB	NILAI FOB (US $)		PERUB
	JAN-JUN 2021	JAN-JUN 2022	%	JAN-JUN 2021	JAN-JUN 2022	%
(1)	(2)	(3)	(4)	(5)	(6)	(7)
NIGERIA	-	18.000	-	-	22.498	-
SENEGAL	3.206	6.113	90,66	22.328	45.015	101,61
SOUTH AFRICA	1.056	333	-68,48	7.368	2.352	-68,08
MAURITIUS	3	22	633,33	11	732	6.773,24
AUSTRALIA	120.664	127.114	5,34	1.235.133	1.624.590	31,53
NEW ZEALAND	35.407	15.843	-55,25	163.350	81.282	-50,24
FIJI	2.253	2.270	0,75	15.025	19.834	32,01
SOLOMON ISLANDS	10	-	-100,00	311	-	-100,00
EAST TIMOR	84.323	94.598	12,18	201.671	137.257	-31,94
UNITED STATES	2.606.634	1.648.556	-36,76	15.741.619	11.512.618	-26,87
CANADA	39.213	6.099	-84,45	275.553	57.854	-79,00
MEXICO	-	1.173	-	-	12.900	-
GUATEMALA	93.328	-	-100,00	422.607	-	-100,00
HONDURAS	-	21	-	-	10.071	-
CHILE	5.983	-	-100,00	43.756	-	-100,00
COLOMBIA	630	121	-80,81	5.820	1.390	-76,11
ECUADOR	500	-	-100,00	4.644	-	-100,00
COSTA RICA	389	35	-91,00	239	57	-76,10
FRENCH POLYNESIA	44	-	-100,00	644	-	-100,00
UNITED KINGDOM	16.510	30.969	87,58	133.145	235.383	76,79
NETHERLANDS	9.996	7.366	-26,31	68.228	48.197	-29,36
FRANCE	88.354	104.723	18,53	465.018	626.698	34,77
GERMANY, FED. REP. OF	123.643	73.988	-40,16	740.181	560.865	-24,23
AUSTRIA	919	1.720	87,20	11.460	10.463	-8,70
BELGIUM	89.582	87.040	-2,84	737.221	810.999	10,01
SWITZERLAND	2.781	7.477	168,89	27.209	92.320	239,30
DENMARK	44	311	605,22	1.068	335	-68,65
NORWAY	-	37	-	-	150	-
SWEDEN	4.804	2.687	-44,05	20.357	12.811	-37,07
FINLAND	-	1.804	-	-	28.504	-
IRELAND	2	-	-100,00	425	-	-100,00
ITALY	86.894	100.598	15,77	524.130	634.491	21,06
SPAIN	8.230	32.711	297,44	33.884	135.928	301,15
PORTUGAL	-	54	-	-	74	-
GREECE	2.695	1.998	-25,86	9.860	10.014	1,56
HUNGARY	8.205	4.103	-50,00	38.231	20.562	-46,22
POLAND	2.664	5.368	101,50	10.981	23.867	117,34
ROMANIA	3.759	3.700	-1,58	28.106	33.744	20,06
BULGARIA	7.132	7.225	1,31	39.051	43.017	10,16
MALTA	252	-	-100,00	1.243	-	-100,00
SLOVAKIA	-	29	-	-	120	-
SLOVENIA	59.643	39.083	-34,47	441.781	310.673	-29,68
CZECH REPUBLIC	2.028	1.998	-1,48	16.647	10.014	-39,85
RUSSIA FEDERATION	14.547	15.655	7,61	79.640	98.973	24,28
PERALATAN UMUM	**5.284.231**	**4.850.429**	**-8,21**	**27.796.340**	**28.123.545**	**1,18**
JAPAN	2.611.285	2.631.046	0,76	11.616.295	12.294.170	5,84
HONG KONG	181.837	103.565	-43,05	611.785	415.599	-32,07
KOREA, REPUBLIC OF	428.979	444.855	3,70	2.044.243	2.639.165	29,10
TAIWAN	42.139	14.544	-65,49	286.099	185.695	-35,09
CHINA	4.462	7.797	74,75	78.677	194.180	146,81
PAPUA NEW GUINEA	12.040	10	-99,92	53.798	130	-99,76
THAILAND	262.311	336.084	28,12	2.471.333	3.081.054	24,67
SINGAPORE	107.468	158.997	47,95	1.282.008	1.767.437	37,86
PHILIPPINES	227.390	162.847	-28,38	1.317.671	962.970	-26,92
MALAYSIA	399.444	336.211	-15,83	2.246.397	1.718.576	-23,50
MYANMAR	28	-	-100,00	3.015	-	-100,00
CAMBODIA	4.943	4.776	-3,39	93.919	93.112	-0,86
BRUNEI DARUSSALAM	9.944	403	-95,95	28.542	1.463	-94,87
VIET NAM	108.071	116.987	8,25	1.209.359	1.314.323	8,68
MALDIVES	607	434	-28,46	7.277	6.795	-6,62
INDIA	43.910	68.436	55,85	164.036	379.562	131,39
PAKISTAN	59.492	65.987	10,92	447.309	525.421	17,46
BANGLADESH	3	557	18.530,10	70	9.920	13.986,23
SRI LANKA	484	566	16,91	4.987	6.090	22,11
IRAQ	-	111.954	-	-	551.571	-
SAUDI ARABIA	27.778	18.264	-34,25	42.060	28.771	-31,60
ISRAEL	3	1	-52,02	23	24	5,59
KUWAIT	2	14	754,43	140	130	-7,50
JORDAN	11	3	-71,56	452	205	-54,67
YEMEN	400	-	-100,00	500	-	-100,00
UNITED ARAB EMIRATES	83	1.371	1.549,87	4.153	7.607	83,17
QATAR	634	187	-70,45	15.818	6.941	-56,12
EGYPT	-	12	-	-	464	-
TANZANIA, UNITED REP. OF	10	1	-89,48	735	136	-81,50
MADAGASCAR	-	13	-	-	120	-
SOMALIA	1.938	-	-100,00	250	-	-100,00
KENYA	34	51	51,38	1.105	2.034	84,19
REUNION	337	54	-83,95	1.127	427	-62,12
NIGERIA	6.200	1.514	-75,58	13.144	11.973	-8,90
COTE D'IVOIRE	6	-	-100,00	28	-	-100,00
SENEGAL	1	-	-100,00	14	-	-100,00
GAMBIA	-	18	-	-	14	-

https://www.bps.go.id

TABEL 6. PERKEMBANGAN EKSPOR INDONESIA MENURUT KOMODITI DAN NEGARA TUJUAN
JANUARI - JUNI 2021 DAN 2022

KOMODITI / NEGARA TUJUAN	BERAT BERSIH (KG)		PERUB	NILAI FOB (US $)		PERUB
	JAN-JUN 2021	JAN-JUN 2022	%	JAN-JUN 2021	JAN-JUN 2022	%
(1)	(2)	(3)	(4)	(5)	(6)	(7)
NIGER	3.218	-	-100,00	8.301	-	-100,00
DJIBOUTI	-	1.081	-	-	4.455	-
SOUTH AFRICA	27.056	25.107	-7,21	223.866	176.250	-21,27
MAURITIUS	1.125	24	-97,87	1.345	20	-98,51
AUSTRALIA	542.011	27.311	-94,96	1.784.941	147.468	-91,74
NEW ZEALAND	13.102	1.092	-91,66	40.113	14.974	-62,67
FIJI	-	1.260	-	-	598	-
SAMOA	-	1	-	-	6	-
SOLOMON ISLANDS	65	144	121,51	914	1.144	25,22
EAST TIMOR	45.697	16.314	-64,30	65.784	49.588	-24,62
UNITED STATES	24.391	39.051	60,11	977.285	529.875	-45,78
CANADA	15.803	12.388	-21,61	43.761	43.834	0,17
MEXICO	48	43.213	90.342,64	552	222.401	40.189,24
GUATEMALA	-	250	-	-	38	-
PANAMA	4	166	4.629,60	23	725	3.083,88
CHILE	-	1.871	-	-	4.206	-
ARGENTINA	1.015	994	-2,09	12.683	10.723	-15,45
BRAZIL	2.100	7.222	243,82	71.299	115.628	62,17
COLOMBIA	0	5	2.743,75	12	29	146,14
PERU	5	-	-100,00	36	-	-100,00
TRINIDAD AND TOBAGO	-	9	-	-	55	-
BAHAMAS	-	5	-	-	121	-
JAMAICA	-	18	-	-	632	-
EL SALVADOR	-	2	-	-	9	-
ARUBA	-	5	-	-	79	-
NETHERLANDS ANTILLES	-	1	-	-	273	-
UNITED KINGDOM	3.435	4.070	18,47	49.786	30.657	-38,42
NETHERLANDS	16.944	44.909	165,04	68.487	190.390	178,00
FRANCE	21.689	12.063	-44,38	66.946	75.778	13,19
GERMANY, FED. REP. OF	5.284	15.816	199,31	110.672	172.857	56,19
AUSTRIA	3	-	-100,00	32	-	-100,00
BELGIUM	4.323	3.466	-19,84	47.595	43.964	-7,63
SWITZERLAND	-	9	-	-	191	-
DENMARK	-	125	-	-	2.127	-
NORWAY	-	43	-	-	2.196	-
SWEDEN	9.877	9	-99,90	26.278	88	-99,66
IRELAND	2.240	682	-69,55	121.559	35.974	-70,41
ITALY	359	28	-92,29	7.609	6.202	-18,50
SPAIN	140	48	-65,66	1.381	388	-71,91
GREECE	-	18	-	-	567	-
POLAND	-	507	-	-	764	-
ROMANIA	14	-	-100,00	517	-	-100,00
BULGARIA	1	-	-100,00	198	-	-100,00
CROATIA	-	20	-	-	2.182	-
CZECH REPUBLIC	-	104	-	-	1.111	-
RUSSIA FEDERATION	1.034	810	-21,65	10.305	5.097	-50,54
SERBIA	975	2.610	167,67	7.692	23.803	209,44
EMBER, KALENG, DRUM DAN WADAH SEJENIS DARI LOGAM	**5.948.810**	**7.608.682**	**27,90**	**26.979.325**	**29.701.164**	**10,09**
JAPAN	107.855	1.038.517	862,88	179.419	1.853.521	933,07
HONG KONG	12	-	-100,00	228	-	-100,00
KOREA, REPUBLIC OF	4.667	660	-85,86	23.602	330	-98,60
TAIWAN	23.921	21.818	-8,79	94.872	72.315	-23,78
CHINA	29.890	32.675	9,32	77.857	102.660	31,86
PAPUA NEW GUINEA	2.870.358	2.959.887	3,12	14.384.093	14.199.949	-1,28
THAILAND	91.490	694.004	658,56	356.557	1.434.083	302,20
SINGAPORE	621.748	1.040.739	67,39	2.946.254	3.668.995	24,53
PHILIPPINES	77.477	111.948	44,49	303.196	515.772	70,11
MALAYSIA	226.795	209.859	-7,47	1.620.098	1.714.711	5,84
MYANMAR	-	30.512	-	-	228.991	-
CAMBODIA	115.406	-	-100,00	653.272	-	-100,00
BRUNEI DARUSSALAM	-	9	-	-	75	-
VIET NAM	614.030	488.796	-20,40	2.234.178	1.916.904	-14,20
MALDIVES	137	69	-50,00	422	221	-47,75
INDIA	261.411	131.959	-49,52	933.088	593.871	-36,35
PAKISTAN	6.200	-	-100,00	39.205	-	-100,00
BANGLADESH	-	2.159	-	-	40.220	-
SRI LANKA	2.477	-	-100,00	14.752	-	-100,00
UNITED ARAB EMIRATES	39.521	63.003	59,42	196.743	411.675	109,25
QATAR	-	7.285	-	-	45.160	-
REUNION	10.868	12.468	14,72	40.682	46.834	15,12
NIGERIA	683	-	-100,00	285	-	-100,00
MAURITANIA	-	1.246	-	-	1.200	-
MAURITIUS	274.583	163.094	-40,60	744.790	592.173	-20,49
AUSTRALIA	3.432	3.769	9,83	53.162	42.857	-19,38
NEW ZEALAND	0	-	-100,00	11	-	-100,00
NEW CALEDONIA	207.590	158.153	-23,81	761.991	583.502	-23,42
FIJI	-	980	-	-	676	-
SOLOMON ISLANDS	58.902	70.876	20,33	203.637	252.122	23,81
EAST TIMOR	52.808	114.023	115,92	76.570	311.516	306,84
UNITED STATES	200.008	241.066	20,53	755.695	981.161	29,84
MEXICO	29.670	2.440	-91,78	152.134	19.410	-87,24

https://www.bps.go.id

TABEL 6. PERKEMBANGAN EKSPOR INDONESIA MENURUT KOMODITI DAN NEGARA TUJUAN
JANUARI - JUNI 2021 DAN 2022

KOMODITI / NEGARA TUJUAN	BERAT BERSIH (KG)		PERUB	NILAI FOB (US $)		PERUB
	JAN-JUN 2021	JAN-JUN 2022	%	JAN-JUN 2021	JAN-JUN 2022	%
(1)	(2)	(3)	(4)	(5)	(6)	(7)
NICARAGUA	13.613	4.574	-66,40	101.432	35.301	-65,20
UNITED KINGDOM	140	25	-81,82	37	907	2.366,92
NETHERLANDS	608	22	-96,37	4.623	235	-94,93
FRANCE	366	833	127,62	3.280	29.900	811,59
GERMANY, FED. REP. OF	171	591	245,11	10.132	503	-95,03
BELGIUM	844	367	-56,55	2.186	609	-72,13
SWITZERLAND	-	172	-	-	98	-
DENMARK	40	-	-100,00	129	-	-100,00
SWEDEN	1.090	85	-92,20	10.714	2.709	-74,72
TANGKI, TANDON AIR DAN WADAH DARI LOGAM	**5.656.479**	**2.427.588**	**-57,08**	**12.436.877**	**8.942.857**	**-28,09**
JAPAN	844.782	107.045	-87,33	3.757.651	189.717	-94,95
HONG KONG	60.830	31.150	-48,79	35.025	15.225	-56,53
KOREA, REPUBLIC OF	8.321	104.124	1.151,42	7.929	77.389	876,02
TAIWAN	2.213	2.235	1,00	14.249	16.516	15,91
CHINA	51.956	76.341	46,93	145.995	134.943	-7,57
PAPUA NEW GUINEA	-	17.444	-	-	171.713	-
THAILAND	72.802	29.759	-59,12	11.488	46.517	304,92
SINGAPORE	2.068.303	304.929	-85,26	2.755.913	1.230.212	-55,36
PHILIPPINES	17.070	69.710	308,38	14.309	58.608	309,60
MALAYSIA	1.112.047	237.379	-78,65	110.030	61.300	-44,29
MYANMAR	-	90.560	-	-	83.644	-
CAMBODIA	7.200	1.675	-76,74	12.500	15.100	20,80
BRUNEI DARUSSALAM	475	20.000	4.110,53	16.400	5.424	-66,93
VIET NAM	458.995	839.091	82,81	2.579.424	4.356.209	68,88
INDIA	447.298	29.750	-93,35	934.275	59.300	-93,65
PAKISTAN	12.756	5.634	-55,84	88.286	48.519	-45,04
BANGLADESH	63.370	172.488	172,19	534.975	1.443.880	169,90
IRAN (ISLAMIC REPUBLIC OF)	9.829	-	-100,00	61.220	-	-100,00
SAUDI ARABIA	-	40	-	-	8.391	-
UNITED ARAB EMIRATES	33.445	-	-100,00	215.577	-	-100,00
TANZANIA, UNITED REP. OF	-	400	-	-	1.352	-
LIBERIA	90	-	-100,00	13.050	-	-100,00
CAMEROON	4.910	386	-92,14	35.350	5.400	-84,72
NIGERIA	29	-	-100,00	2.042	-	-100,00
DEMOCRATIC REP. OF THE CONGO	12.850	-	-100,00	43.160	-	-100,00
AUSTRALIA	156.461	105.404	-32,63	732.350	596.423	-18,56
EAST TIMOR	56.253	74.711	32,81	51.431	91.872	78,63
UNITED STATES	11.121	1.144	-89,71	250.000	81.380	-67,45
NETHERLANDS	-	10.894	-	-	67.085	-
FRANCE	-	6	-	-	13.878	-
GERMANY, FED. REP. OF	129.720	86.897	-33,01	7.020	5.780	-17,66
BELGIUM	13.355	7.930	-40,62	7.229	35.976	397,68
SWEDEN	-	350	-	-	14.344	-
HUNGARY	-	105	-	-	6.658	-
CZECH REPUBLIC	-	5	-	-	100	-
ALAT POTONG DAN PERKAKAS TANGAN RUMAH TANGGA	**868.089**	**1.240.952**	**42,95**	**9.831.283**	**15.600.222**	**58,68**
JAPAN	1.003	5.945	492,44	18.828	169.135	798,30
HONG KONG	10	109	948,08	401	1.852	361,53
KOREA, REPUBLIC OF	531	1.751	229,66	17.706	39.289	121,90
TAIWAN	45	-	-100,00	533	-	-100,00
CHINA	884	1.561	76,60	10.227	9.890	-3,29
THAILAND	15	1.187	7.940,81	84	49.652	59.299,29
SINGAPORE	8.136	16.333	100,76	161.396	232.669	44,16
PHILIPPINES	10	1.092	10.820,31	244	16.218	6.542,12
MALAYSIA	1.614	4.849	200,44	19.084	37.464	96,31
MYANMAR	-	336	-	-	3.960	-
CAMBODIA	67	-	-100,00	405	-	-100,00
BRUNEI DARUSSALAM	366	491	34,39	6.465	9.565	47,94
VIET NAM	4.994	94	-98,13	362.088	3.498	-99,03
MALDIVES	2.239	1.870	-16,49	13.055	16.191	24,02
PAKISTAN	250	-	-100,00	14.400	-	-100,00
SRI LANKA	-	823	-	-	5.319	-
IRAQ	321	-	-100,00	1.598	-	-100,00
SAUDI ARABIA	20	-	-100,00	494	-	-100,00
ISRAEL	1.418	2.990	110,89	16.028	30.544	90,56
LEBANON	3.315	-	-100,00	29.265	-	-100,00
OMAN	-	1.369	-	-	11.999	-
TURKEY	5.072	0	-100,00	68.953	0	-100,00
UNITED ARAB EMIRATES	2.036	724	-64,43	1.638	11.944	629,26
QATAR	58	75	29,40	907	1.417	56,19
BAHRAIN	-	21	-	-	659	-
MADAGASCAR	-	65	-	-	1.723	-
SENEGAL	60	-	-100,00	415	-	-100,00
MAURITANIA	-	41	-	-	334	-
SOUTH AFRICA	2.162	3.332	54,12	28.984	48.479	67,26
MAURITIUS	-	3.712	-	-	113	-
MAYOTTE	0	-	-100,00	13	-	-100,00
AUSTRALIA	2.338	12.032	414,74	62.198	121.755	95,75
NEW ZEALAND	35	-	-100,00	753	-	-100,00

https://www.bps.go.id

TABEL 6. PERKEMBANGAN EKSPOR INDONESIA MENURUT KOMODITI DAN NEGARA TUJUAN
JANUARI - JUNI 2021 DAN 2022

KOMODITI / NEGARA TUJUAN	BERAT BERSIH (KG)		PERUB	NILAI FOB (US $)		PERUB
	JAN-JUN 2021	JAN-JUN 2022	%	JAN-JUN 2021	JAN-JUN 2022	%
(1)	(2)	(3)	(4)	(5)	(6)	(7)
NEW CALEDONIA	6	-	-100,00	680	-	-100,00
VANUATU	-	32	-	-	575	-
COOK ISLANDS	53	-	-100,00	1.640	-	-100,00
FIJI	522	1	-99,77	8.340	340	-95,92
KIRIBATI	86	1	-99,42	4.272	21	-99,51
SOLOMON ISLANDS	279	269	-3,65	12.098	4.324	-64,26
EAST TIMOR	7.407	4.857	-34,43	27.649	15.608	-43,55
UNITED STATES	433.823	656.504	51,33	4.937.111	9.053.576	83,38
CANADA	1.150	-	-100,00	10.392	-	-100,00
MEXICO	4	34.886	958.317,86	233	369.707	158.436,55
BRAZIL	11.591	2	-99,98	135.534	5	-100,00
COLOMBIA	-	109	-	-	2.466	-
URUGUAY	6.578	15.458	134,99	93.935	194.030	106,56
ECUADOR	-	44	-	-	1.130	-
UNITED KINGDOM	15.606	31.421	101,35	169.138	275.125	62,66
NETHERLANDS	11	2	-84,55	74	20	-72,62
FRANCE	395	59	-85,05	24.646	858	-96,52
GERMANY, FED. REP. OF	279.724	303.447	8,48	2.768.737	3.377.789	22,00
BELGIUM	1.768	1.075	-39,18	20.884	8.033	-61,53
SWITZERLAND	25.361	37.624	48,36	189.143	451.142	138,52
SWEDEN	15.716	23.033	46,56	111.061	167.340	50,67
FINLAND	-	0	-	-	11	-
IRELAND	-	4.294	-	-	37.179	-
ITALY	12.070	28.135	133,11	333.970	465.598	39,41
PORTUGAL	-	42	-	-	69	-
HUNGARY	-	1	-	-	11	-
ROMANIA	570	-	-100,00	6.335	-	-100,00
SLOVAKIA	17.449	34.175	95,86	120.364	303.686	152,31
SLOVENIA	926	-	-100,00	18.884	-	-100,00
RUSSIA FEDERATION	-	4.041	-	-	47.890	-
MONTENEGRO	-	636	-	-	20	-
GENERATOR UAP, BUKAN KETEL PEMANAS	**1.635.746**	**741.626**	**-54,66**	**6.324.367**	**3.756.446**	**-40,60**
JAPAN	75	2.342	3.022,17	20	176.171	880.756,38
KOREA, REPUBLIC OF	346.735	-	-100,00	955.834	-	-100,00
CHINA	-	9	-	-	234	-
PAPUA NEW GUINEA	2.041	493	-75,84	47.718	4.831	-89,88
THAILAND	76.410	108.723	42,29	773.720	743.303	-3,93
SINGAPORE	4.767	19.014	298,90	77.944	70.296	-9,81
PHILIPPINES	113.737	79.398	-30,19	525.580	493.941	-6,02
MALAYSIA	174	41.310	23.641,28	731	270.900	36.974,04
CAMBODIA	-	15.869	-	-	48.721	-
VIET NAM	36.856	20.833	-43,48	401.681	250.301	-37,69
PAKISTAN	572.372	-	-100,00	1.610.745	-	-100,00
BANGLADESH	134	440.015	327.360,00	5.019	1.590.680	31.592,81
IRAQ	33.550	-	-100,00	271.755	-	-100,00
UNITED ARAB EMIRATES	-	676	-	-	14.139	-
BAHRAIN	384.686	8	-100,00	1.092.089	60	-99,99
LIBERIA	2.025	-	-100,00	14.850	-	-100,00
GUINEA	63	-	-100,00	1.612	-	-100,00
CAMEROON	8.810	65	-99,26	74.407	11.900	-84,01
NIGERIA	-	10.710	-	-	32.345	-
COTE D'IVOIRE	-	2.121	-	-	47.975	-
AUSTRALIA	67	-	-100,00	985	-	-100,00
NEW ZEALAND	52.603	-	-100,00	462.629	-	-100,00
EAST TIMOR	5	-	-100,00	20	-	-100,00
UNITED STATES	-	6	-	-	0	-
UNITED KINGDOM	18	-	-100,00	735	-	-100,00
GERMANY, FED. REP. OF	538	-	-100,00	5.000	-	-100,00
ITALY	81	35	-56,56	1.293	648	-49,88
BARANG DARI LOGAM BUKAN ALUMINIUM SIAP PASANG	**1.125.308**	**236.059**	**-79,02**	**1.561.799**	**1.304.275**	**-16,49**
JAPAN	1.175	4.437	277,59	5.439	44.420	716,69
KOREA, REPUBLIC OF	20	41.234	211.356,41	5	47.315	946.208,00
TAIWAN	-	69.018	-	-	83.722	-
CHINA	550	-	-100,00	7.500	-	-100,00
THAILAND	-	3.000	-	-	25.000	-
SINGAPORE	974.353	63.677	-93,46	1.263.283	135.941	-89,24
PHILIPPINES	-	6.477	-	-	21.839	-
MALAYSIA	904	11.355	1.156,55	4.625	485.106	10.388,78
MYANMAR	28.371	18.545	-34,63	69.384	148.809	114,47
CAMBODIA	-	695	-	-	2.464	-
INDIA	8.337	-	-100,00	10.335	-	-100,00
OMAN	600	-	-100,00	2.760	-	-100,00
REUNION	90	-	-100,00	18	-	-100,00
SOUTH AFRICA	74.070	1.393	-98,12	85.228	9.839	-88,46
AUSTRALIA	2.852	4.935	73,01	12.071	250.996	1.979,31
NEW ZEALAND	665	525	-20,99	5.169	4.780	-7,52
SOLOMON ISLANDS	-	3.471	-	-	4.944	-
EAST TIMOR	1.897	440	-76,81	1.309	3.275	150,27
UNITED STATES	3.020	530	-82,45	24.126	552	-97,71

https://www.bps.go.id

TABEL 6. PERKEMBANGAN EKSPOR INDONESIA MENURUT KOMODITI DAN NEGARA TUJUAN
JANUARI - JUNI 2021 DAN 2022

KOMODITI / NEGARA TUJUAN	BERAT BERSIH (KG)		PERUB	NILAI FOB (US $)		PERUB
	JAN-JUN 2021	JAN-JUN 2022	%	JAN-JUN 2021	JAN-JUN 2022	%
(1)	(2)	(3)	(4)	(5)	(6)	(7)
MEXICO	-	918	-	-	5.976	-
FRENCH POLYNESIA	9.670	-	-100,00	22.595	-	-100,00
UNITED KINGDOM	1.327	2.186	64,79	4.484	5.185	15,62
NETHERLANDS	2.636	502	-80,96	13.020	3.919	-69,90
FRANCE	7.695	-	-100,00	15.411	-	-100,00
BELGIUM	6.771	2.616	-61,36	10.259	19.685	91,88
SWITZERLAND	178	-	-100,00	3.097	-	-100,00
SPAIN	-	105	-	-	509	-
RUSSIA FEDERATION	130	-	-100,00	1.680	-	-100,00
BARANG DARI LOGAM ALUMINIUM SIAP PASANG UNTUK KONSTRUKSI	**1.047.925**	**1.247.482**	**19,04**	**5.551.959**	**6.998.705**	**26,06**
JAPAN	217.703	237.251	8,98	2.058.919	2.596.477	26,11
KOREA, REPUBLIC OF	833	840	0,89	15.227	13.416	-11,89
TAIWAN	28	3.303	11.696,20	169	7.867	4.554,99
CHINA	74	1	-99,32	28.564	5	-99,98
PAPUA NEW GUINEA	-	14	-	-	551	-
THAILAND	25.944	19.614	-24,40	182.981	164.467	-10,12
SINGAPORE	87.189	426.657	389,35	366.349	1.380.100	276,72
PHILIPPINES	895	60	-93,30	9.637	965	-89,99
MALAYSIA	-	212	-	-	21	-
MYANMAR	443	1.488	235,80	9.481	28.746	203,20
VIET NAM	16.421	17.497	6,55	253.718	321.363	26,66
INDIA	-	18	-	-	3.576	-
GABON	-	98	-	-	904	-
NIGER	3.050	-	-100,00	61.118	-	-100,00
AUSTRALIA	2.067	1.184	-42,72	18.703	7.812	-58,23
SOLOMON ISLANDS	-	4.818	-	-	43.826	-
EAST TIMOR	4.144	6.117	47,64	8.284	13.425	62,06
UNITED STATES	636.612	527.638	-17,12	2.382.545	2.411.293	1,21
CANADA	51.778	-	-100,00	144.500	-	-100,00
SURINAME	-	612	-	-	2.205	-
UNITED KINGDOM	-	60	-	-	1.685	-
FRANCE	262	-	-100,00	2.208	-	-100,00
GERMANY, FED. REP. OF	14	-	-100,00	50	-	-100,00
POLAND	55	-	-100,00	187	-	-100,00
RUSSIA FEDERATION	415	-	-100,00	9.319	-	-100,00
BRANKAS, FILLING KANTOR DAN SEJENISNYA	**2.061.598**	**1.847.236**	**-10,40**	**4.349.995**	**4.228.351**	**-2,80**
JAPAN	143	-	-100,00	374	-	-100,00
HONG KONG	45.993	83.506	81,56	88.861	149.674	68,44
KOREA, REPUBLIC OF	32.354	8.591	-73,45	92.857	34.593	-62,75
TAIWAN	16.575	107	-99,35	48.362	1.014	-97,90
CHINA	275.485	277.854	0,86	608.992	775.940	27,41
PAPUA NEW GUINEA	-	15	-	-	149	-
THAILAND	251.620	185.546	-26,26	479.925	385.596	-19,65
SINGAPORE	15.378	8.560	-44,34	40.237	31.584	-21,51
PHILIPPINES	757	-	-100,00	4.318	-	-100,00
MALAYSIA	57.975	29.440	-49,22	100.685	61.047	-39,37
MYANMAR	-	3.000	-	-	24.545	-
CAMBODIA	3.756	1.787	-52,42	18.723	4.846	-74,12
BRUNEI DARUSSALAM	-	15	-	-	14	-
VIET NAM	808	2.160	167,46	11.362	7.748	-31,80
MALDIVES	7.851	29.680	278,04	17.319	47.320	173,23
BANGLADESH	133.248	69.860	-47,57	147.840	101.810	-31,14
SRI LANKA	280	20	-92,85	1.919	15	-99,22
SAUDI ARABIA	364	45.957	12.525,55	1.812	107.394	5.826,85
ISRAEL	1.470	-	-100,00	20.962	-	-100,00
KUWAIT	6.153	12.642	105,46	19.054	23.044	20,94
JORDAN	-	48.183	-	-	70.967	-
LEBANON	16.153	20.537	27,14	30.857	33.164	7,48
UNITED ARAB EMIRATES	98.440	155.457	57,92	196.307	410.685	109,21
QATAR	7.700	54.578	608,81	11.924	129.301	984,37
CYPRUS	9.676	-	-100,00	27.727	-	-100,00
EGYPT	-	4.680	-	-	11.716	-
LIBYAN ARAB JAMAHIRIYA	8.600	-	-100,00	31.950	-	-100,00
ETHIOPIA	-	10.146	-	-	13.011	-
TANZANIA, UNITED REP. OF	-	5.473	-	-	7.631	-
KENYA	-	825	-	-	2.545	-
NIGERIA	-	36	-	-	42	-
BENIN	-	1.050	-	-	2.330	-
SEYCHELLES	-	475	-	-	1.200	-
DJIBOUTI	147.240	-	-100,00	158.296	-	-100,00
SOUTH AFRICA	13.617	-	-100,00	25.191	-	-100,00
RWANDA	2.665	-	-100,00	3.380	-	-100,00
AUSTRALIA	112.572	144.249	28,14	343.541	249.907	-27,26
NEW ZEALAND	31.669	37.919	19,74	176.689	99.271	-43,82
SOLOMON ISLANDS	-	483	-	-	2.001	-
EAST TIMOR	94.386	48.072	-49,07	57.272	48.449	-15,40
UNITED STATES	2.841	4.562	60,56	20.031	33.067	65,08
CANADA	6.092	16.398	169,17	15.082	54.932	264,22
UNITED KINGDOM	94.430	110.696	17,23	210.789	293.610	39,29

https://www.bps.go.id

TABEL 6. PERKEMBANGAN EKSPOR INDONESIA MENURUT KOMODITI DAN NEGARA TUJUAN
JANUARI - JUNI 2021 DAN 2022

KOMODITI / NEGARA TUJUAN	BERAT BERSIH (KG)		PERUB	NILAI FOB (US $)		PERUB
	JAN-JUN 2021	JAN-JUN 2022	%	JAN-JUN 2021	JAN-JUN 2022	%
(1)	(2)	(3)	(4)	(5)	(6)	(7)
NETHERLANDS	356.491	184.941	-48,12	1.020.910	710.261	-30,43
FRANCE	1.399	895	-36,04	14.238	7.868	-44,74
BELGIUM	4.168	2.074	-50,23	44.161	17.319	-60,78
DENMARK	108.200	204.044	88,58	111.328	181.214	62,77
SWEDEN	23.615	16.266	-31,12	43.341	29.520	-31,89
IRELAND	53	-	-100,00	523	-	-100,00
ITALY	70.765	11.326	-83,99	101.779	35.587	-65,04
PORTUGAL	620	5.132	727,74	1.079	26.420	2.349,23
KEPERLUAN RUMAH TANGGA DARI LOGAM	**135.577**	**239.395**	**76,57**	**874.396**	**2.722.961**	**211,41**
JAPAN	6.711	2.716	-59,53	48.028	23.491	-51,09
HONG KONG	48	-	-100,00	233	-	-100,00
KOREA, REPUBLIC OF	2.118	395	-81,35	11.515	7.099	-38,35
TAIWAN	-	22	-	-	259	-
CHINA	1.381	87.388	6.229,68	2.830	1.409.652	49.711,73
PAPUA NEW GUINEA	-	393	-	-	4.823	-
THAILAND	902	14	-98,50	11.175	91	-99,18
SINGAPORE	15.621	13.399	-14,22	111.742	99.478	-10,98
PHILIPPINES	1	1.289	149.780,81	60	37.170	61.849,59
MALAYSIA	201	59	-70,61	290	621	113,83
MYANMAR	-	500	-	-	11.840	-
VIET NAM	10.627	11.869	11,69	156.263	178.008	13,92
MALDIVES	30	-	-100,00	3.688	-	-100,00
INDIA	70	-	-100,00	594	-	-100,00
BANGLADESH	1.808	1.400	-22,57	30.802	49.944	62,15
SAUDI ARABIA	3	475	15.733,33	172	12.250	7.022,09
QATAR	20	791	3.855,00	35	30.137	87.253,62
TANZANIA, UNITED REP. OF	1	-	-100,00	2	-	-100,00
SEYCHELLES	13	-	-100,00	360	-	-100,00
AUSTRALIA	34.311	50.225	46,38	311.346	487.899	56,71
NEW ZEALAND	1.674	9.967	495,53	15.347	18.059	17,68
EAST TIMOR	44.055	38.984	-11,51	44.306	85.059	91,98
UNITED STATES	11.217	13.578	21,06	109.171	151.570	38,84
MEXICO	2	-	-100,00	29	-	-100,00
ARGENTINA	-	1	-	-	21	-
COSTA RICA	98	-	-100,00	39	-	-100,00
ANTIGUA AND BARBUDA	339	-	-100,00	320	-	-100,00
UNITED KINGDOM	694	1.427	105,73	5.261	11.078	110,56
NETHERLANDS	-	15	-	-	314	-
FRANCE	315	220	-30,16	5.376	1.598	-70,28
GERMANY, FED. REP. OF	-	258	-	-	22.584	-
DENMARK	3.249	2.272	-30,07	4.866	34.059	599,88
SWEDEN	-	1.625	-	-	45.223	-
ITALY	11	-	-100,00	403	-	-100,00
SPAIN	60	-	-100,00	143	-	-100,00
POLAND	-	113	-	-	635	-
ALAT POTONG DAN PERKAKAS TANGAN UNTUK PERTANIAN	**54.398**	**48.943**	**-10,03**	**209.395**	**116.046**	**-44,58**
HONG KONG	1	-	-100,00	210	-	-100,00
CHINA	161	194	20,63	8.158	22.613	177,19
PAPUA NEW GUINEA	-	100	-	-	112	-
THAILAND	-	26	-	-	3.163	-
SINGAPORE	307	141	-54,01	25.552	4.174	-83,67
PHILIPPINES	-	2	-	-	1.000	-
MALAYSIA	-	22.852	-	-	26.355	-
BRUNEI DARUSSALAM	-	10	-	-	61	-
SRI LANKA	2.750	-	-100,00	941	-	-100,00
OMAN	3	-	-100,00	3	-	-100,00
NIGERIA	8.400	-	-100,00	7.425	-	-100,00
GABON	29.482	3.565	-87,91	139.808	22.945	-83,59
EAST TIMOR	12.870	22.037	71,23	16.647	35.049	110,54
UNITED STATES	273	16	-94,13	3.882	575	-85,19
UNITED KINGDOM	10	-	-100,00	57	-	-100,00
NETHERLANDS	16	-	-100,00	18	-	-100,00
FRANCE	126	-	-100,00	6.694	-	-100,00
SENJATA DAN AMUNISI	**955**	**40.938**	**4.184,60**	**1.041.141**	**1.249.174**	**19,98**
THAILAND	-	39.430	-	-	1.084.673	-
SINGAPORE	-	267	-	-	37.053	-
PHILIPPINES	-	20	-	-	799	-
BRUNEI DARUSSALAM	-	850	-	-	83.618	-
VIET NAM	1	-	-100,00	38	-	-100,00
BANGLADESH	422	-	-100,00	61.072	-	-100,00
UNITED ARAB EMIRATES	-	17	-	-	12.370	-
UNITED STATES	-	5	-	-	1.962	-
GERMANY, FED. REP. OF	470	-	-100,00	233.401	-	-100,00
AUSTRIA	-	350	-	-	28.700	-
SWITZERLAND	47	-	-100,00	627.621	-	-100,00
NORWAY	15	-	-100,00	119.009	-	-100,00
BARANG LOGAM LAINNYA	**36.330.859**	**41.904.729**	**15,34**	**147.864.180**	**169.870.999**	**14,88**

https://www.bps.go.id

TABEL 6. PERKEMBANGAN EKSPOR INDONESIA MENURUT KOMODITI DAN NEGARA TUJUAN
JANUARI - JUNI 2021 DAN 2022

KOMODITI / NEGARA TUJUAN	BERAT BERSIH (KG)		PERUB	NILAI FOB (US $)		PERUB
	JAN-JUN 2021	JAN-JUN 2022	%	JAN-JUN 2021	JAN-JUN 2022	%
(1)	(2)	(3)	(4)	(5)	(6)	(7)
JAPAN	3.607.485	3.281.174	-9,05	14.418.744	13.290.231	-7,83
HONG KONG	80.955	23.353	-71,15	561.024	327.107	-41,69
KOREA, REPUBLIC OF	68.833	65.227	-5,24	360.265	221.269	-38,58
TAIWAN	147.654	258.484	75,06	1.153.653	1.536.605	33,19
CHINA	760.058	1.774.048	133,41	3.931.060	6.863.397	74,59
MONGOLIA	-	1	-	-	1	-
PAPUA NEW GUINEA	340.172	125.730	-63,04	707.636	435.406	-38,47
THAILAND	1.700.435	2.248.433	32,23	10.582.323	13.874.898	31,11
SINGAPORE	8.155.393	9.426.524	15,59	59.810.726	60.962.898	1,93
PHILIPPINES	328.632	254.060	-22,69	1.859.612	1.751.460	-5,82
MALAYSIA	1.730.816	2.053.438	18,64	3.281.005	3.974.472	21,14
MYANMAR	43	1.158.399	2.664.111,71	662	4.470.151	675.506,64
CAMBODIA	1.214	3.545	191,88	23.348	34.051	45,84
BRUNEI DARUSSALAM	736	1.934	162,85	4.613	4.260	-7,67
VIET NAM	1.058.789	1.319.929	24,66	4.028.010	4.957.016	23,06
MALDIVES	5.186	3.476	-32,98	33.422	62.042	85,63
INDIA	503.232	679.274	34,98	4.478.180	5.298.736	18,32
PAKISTAN	74.529	61.851	-17,01	420.125	361.972	-13,84
BANGLADESH	5.823	7.726	32,69	52.903	239.836	353,35
SRI LANKA	964	7.224	649,19	15.225	22.486	47,69
IRAQ	-	138	-	-	15.684	-
SAUDI ARABIA	4.317	2.746	-36,38	23.523	20.754	-11,77
ISRAEL	2.617	988	-62,26	11.085	11.060	-0,23
KUWAIT	208	29	-86,32	12.842	1.162	-90,95
JORDAN	252	-	-100,00	1.890	-	-100,00
OMAN	53.372	1	-100,00	169.993	360	-99,79
TURKEY	31.602	18.031	-42,94	178.086	69.568	-60,94
UNITED ARAB EMIRATES	167.066	100.290	-39,97	367.183	266.606	-27,39
QATAR	6.286	25.530	306,13	78.038	334.200	328,25
BAHRAIN	333	-	-100,00	1.497	-	-100,00
CYPRUS	-	440	-	-	2.345	-
EGYPT	11.265	426	-96,22	34.620	2.379	-93,13
MOROCCO	218	77	-64,50	244	623	154,74
TUNISIA	85	225	164,71	2.504	4.114	64,31
ALGERIA	23	-	-100,00	313	-	-100,00
SUDAN	-	114	-	-	1.196	-
ETHIOPIA	3	-	-100,00	65	-	-100,00
TANZANIA, UNITED REP. OF	4.949	2.300	-53,54	1.630	78.993	4.746,36
MADAGASCAR	-	15	-	-	755	-
KENYA	120	28	-76,67	770	1.200	55,84
REUNION	3.270	3.036	-7,16	15.632	15.504	-0,82
MOZAMBIQUE	-	8	-	-	1.130	-
TOGO	-	3	-	-	18	-
GHANA	18.000	-	-100,00	27.000	-	-100,00
LIBERIA	13	-	-100,00	75	-	-100,00
ANGOLA	32.622	-	-100,00	1.147.959	-	-100,00
CONGO	3	1	-73,33	21	56	167,43
NIGERIA	140	2.000	1.330,67	96	1.100	1.043,57
COTE D'IVOIRE	-	41	-	-	2.412	-
SENEGAL	290	49.289	16.925,56	3.536	18.588	425,65
MAURITANIA	-	28.074	-	-	856.852	-
GAMBIA	17	-	-100,00	75	-	-100,00
SEYCHELLES	212	569	168,16	7.816	6.542	-16,29
CENTRAL AFRICAN REPUBLIC	1.296.000	720.000	-44,44	1.259.265	1.070.657	-14,98
SOUTH AFRICA	4.081	4.505	10,37	56.050	73.536	31,20
MAURITIUS	108.638	17.171	-84,19	163.867	36.370	-77,80
MAYOTTE	8	719	8.887,50	270	947	251,22
AUSTRALIA	9.730.943	10.256.290	5,40	15.831.345	21.343.102	34,82
NEW ZEALAND	1.203.847	1.795.778	49,17	1.884.929	2.830.940	50,19
GUAM	5	-	-100,00	20	-	-100,00
NEW CALEDONIA	5.666	552	-90,26	16.781	7.851	-53,22
NORTHERN MARIANA ISLANDS	-	100	-	-	497	-
VANUATU	240	958	299,17	457	3.056	568,54
WALLIS AND FUTUNA ISLANDS	240	329	37,08	63	385	512,85
COOK ISLANDS	-	6	-	-	128	-
FIJI	423	1.036	144,97	2.905	4.205	44,79
KIRIBATI	-	6.383	-	-	15.679	-
SAMOA	-	0	-	-	0	-
SOLOMON ISLANDS	244	214	-12,43	1.940	703	-63,79
TONGA	88	-	-100,00	498	-	-100,00
EAST TIMOR	2.001.120	2.393.004	19,58	1.331.347	1.934.215	45,28
UNITED STATES	1.510.036	1.641.261	8,69	10.651.839	10.701.954	0,47
CANADA	14.671	219.340	1.395,02	92.812	1.060.481	1.042,61
MEXICO	1.409	11.056	684,66	4.357	122.348	2.708,05
GUATEMALA	-	90	-	-	636	-
HONDURAS	6.521	-	-100,00	118.166	-	-100,00
NICARAGUA	4.603	1.250	-72,84	23.767	11.098	-53,31
PANAMA	270	-	-100,00	2.471	-	-100,00
CURACAO	-	287	-	-	646	-
CHILE	565	2.289	305,49	3.330	9.474	184,49
ARGENTINA	2.983	2.027	-32,05	545.923	142.926	-73,82
BRAZIL	124.572	79.709	-36,01	999.353	953.677	-4,57
COLOMBIA	2.690	795	-70,45	18.666	7.153	-61,68

https://www.bps.go.id

TABEL 6. PERKEMBANGAN EKSPOR INDONESIA MENURUT KOMODITI DAN NEGARA TUJUAN
JANUARI - JUNI 2021 DAN 2022

KOMODITI / NEGARA TUJUAN	BERAT BERSIH (KG)		PERUB	NILAI FOB (US $)		PERUB
	JAN-JUN 2021	JAN-JUN 2022	%	JAN-JUN 2021	JAN-JUN 2022	%
(1)	(2)	(3)	(4)	(5)	(6)	(7)
BOLIVIA	373	503	34,85	6.520	11.154	71,07
PARAGUAY	29	-	-100,00	1.123	-	-100,00
ECUADOR	129	364	182,05	220	2.286	938,95
PERU	432	-	-100,00	13.430	-	-100,00
GUYANA	-	120	-	-	7.564	-
TRINIDAD AND TOBAGO	6	890	14.733,33	336	3.500	940,27
BAHAMAS	-	3.248	-	-	8.989	-
PUERTO RICO	1.324	152	-88,52	3.327	1.832	-44,92
DOMINICAN REPUBLIC	174	316	81,72	725	391	-46,04
EL SALVADOR	7.267	2.112	-70,94	127.638	40.033	-68,64
COSTA RICA	2.512	2.470	-1,69	18.392	5.593	-69,59
HAITI	10	-	-100,00	381	-	-100,00
ANTIGUA AND BARBUDA	-	79	-	-	1.122	-
ARUBA	395	3.317	739,75	1.620	5.429	235,20
CAYMAN ISLANDS	20	42	110,00	236	255	8,19
DOMINICA	711	-	-100,00	8.916	-	-100,00
FRENCH GUIANA	160	-	-100,00	1.881	-	-100,00
FRENCH POLYNESIA	3.120	2.416	-22,55	92.771	8.701	-90,62
MARTINIQUE	406	3.774	829,66	149	6.756	4.445,17
NETHERLANDS ANTILLES	15	145	866,67	771	3.039	294,20
TURKS AND CAICOS ISLANDS	43	-	-100,00	616	-	-100,00
GUADELOUPE	3.316	2.115	-36,21	11.014	16.335	48,32
VIRGIN ISLANDS (BRITISH)	825	230	-72,12	6.507	1.448	-77,74
UNITED KINGDOM	50.869	140.176	175,56	824.362	1.996.812	142,23
NETHERLANDS	90.141	85.268	-5,41	517.085	478.906	-7,38
FRANCE	123.085	121.699	-1,13	1.020.592	988.780	-3,12
GERMANY, FED. REP. OF	97.370	63.191	-35,10	686.388	1.040.454	51,58
AUSTRIA	1.823	884	-51,51	19.035	33.143	74,12
BELGIUM	652.336	48.769	-92,52	1.184.589	364.980	-69,19
SWITZERLAND	1.620	4.317	166,47	22.763	299.981	1.217,84
LUXEMBOURG	-	32	-	-	230	-
DENMARK	5.213	5.626	7,91	27.630	59.992	117,12
NORWAY	70.089	1.854	-97,36	290.540	80.633	-72,25
SWEDEN	27.998	29.834	6,56	153.304	208.356	35,91
FINLAND	459	193	-57,86	3.571	2.458	-31,17
IRELAND	94	5.144	5.372,34	4.096	13.628	232,73
ITALY	9.583	15.061	57,16	97.586	160.812	64,79
SPAIN	22.564	984.990	4.265,28	147.349	1.678.285	1.038,98
PORTUGAL	736	3.485	373,29	7.146	31.868	345,98
ICELAND	107	412	286,13	1.561	1.750	12,11
GREECE	3.199	5.082	58,89	21.509	79.835	271,18
HUNGARY	59	381	544,93	232	1.607	591,55
POLAND	165.993	119.284	-28,14	1.192.307	840.478	-29,51
ROMANIA	10	5.785	57.750,00	126	31.408	24.890,45
BULGARIA	4.657	2.506	-46,18	177.341	104.335	-41,17
ALBANIA	96	100	4,17	2.187	17	-99,22
LITHUANIA	58	4.049	6.881,03	2.357	20.139	754,26
LATVIA	902	-	-100,00	1.775	-	-100,00
ESTONIA	-	19	-	-	744	-
GEORGIA	70	13	-81,43	1.800	189	-89,50
CROATIA	12	243	1.925,00	286	603	111,07
MALTA	617	735	19,12	4.222	7.023	66,35
SLOVAKIA	7	34	400,00	55.330	63.517	14,80
SLOVENIA	610	1.016	66,61	3.660	9.173	150,60
CZECH REPUBLIC	741	152	-79,54	18.685	1.492	-92,01
REP. OF MACEDONIA	44.868	88.200	96,58	219.051	403.399	84,16
RUSSIA FEDERATION	5.503	529	-90,38	39.630	7.387	-81,36
MONTENEGRO	12	-	-100,00	58	-	-100,00
PERLENGKAPAN KOMPUTER	**42.871.131**	**31.744.312**	**-25,95**	**914.390.988**	**897.794.846**	**-1,81**
JAPAN	6.473.564	4.486.696	-30,69	142.546.699	124.619.532	-12,58
HONG KONG	270.609	138.527	-48,81	4.763.653	3.456.407	-27,44
KOREA, REPUBLIC OF	327.883	349.922	6,72	7.701.766	8.705.946	13,04
TAIWAN	377.074	194.294	-48,47	9.134.473	5.112.223	-44,03
CHINA	4.205.879	2.823.198	-32,87	64.008.927	61.250.471	-4,31
PAPUA NEW GUINEA	403	439	8,96	12.042	27.216	126,01
THAILAND	235.969	141.960	-39,84	7.788.110	3.353.999	-56,93
SINGAPORE	3.946.265	4.864.780	23,28	134.945.157	144.973.805	7,43
PHILIPPINES	852.842	269.847	-68,36	18.890.634	12.022.629	-36,36
MALAYSIA	359.819	360.691	0,24	5.203.644	6.738.447	29,49
MYANMAR	41	847	1.962,89	1.070	113.743	10.530,21
CAMBODIA	-	2	-	-	52	-
BRUNEI DARUSSALAM	36	-	-100,00	573	-	-100,00
NEPAL	1.583	-	-100,00	48.000	-	-100,00
VIET NAM	24.596	19.375	-21,23	653.507	641.686	-1,81
INDIA	3.338.337	1.045.563	-68,68	19.023.314	16.195.659	-14,86
PAKISTAN	233	1.111	377,33	21.629	107.426	396,67
BANGLADESH	10.337	5.748	-44,40	11.265	957.874	8.403,09
SRI LANKA	23	27	15,91	11.699	2.478	-78,82
IRAQ	6.582	2.500	-62,02	20.000	414.865	1.974,33
TURKEY	887	216	-75,62	245	12.111	4.845,39
UNITED ARAB EMIRATES	489.423	555.924	13,59	11.261.185	15.244.169	35,37
BAHRAIN	-	462	-	-	15.939	-

https://www.bps.go.id

TABEL 6. PERKEMBANGAN EKSPOR INDONESIA MENURUT KOMODITI DAN NEGARA TUJUAN
JANUARI - JUNI 2021 DAN 2022

KOMODITI / NEGARA TUJUAN	BERAT BERSIH (KG)		PERUB	NILAI FOB (US $)		PERUB
	JAN-JUN 2021	JAN-JUN 2022	%	JAN-JUN 2021	JAN-JUN 2022	%
(1)	(2)	(3)	(4)	(5)	(6)	(7)
MOROCCO	1.428	-	-100,00	89.570	-	-100,00
TUNISIA	50	-	-100,00	3.792	-	-100,00
ETHIOPIA	28	-	-100,00	2.926	-	-100,00
TANZANIA, UNITED REP. OF	-	55	-	-	6.800	-
GHANA	14	-	-100,00	693	-	-100,00
GUINEA	-	133	-	-	13.600	-
CONGO	-	1.000	-	-	118.490	-
NIGERIA	4.745	-	-100,00	676.555	-	-100,00
SENEGAL	1	-	-100,00	166	-	-100,00
UGANDA	20	-	-100,00	400	-	-100,00
SOUTH AFRICA	4.242	64.633	1.423,75	82.722	1.796.114	2.071,26
ZAMBIA	5.751	6.553	13,95	147.329	105.000	-28,73
AUSTRALIA	1.348.631	783.432	-41,91	24.310.730	18.441.517	-24,14
NEW ZEALAND	46.946	16.187	-65,52	706.085	360.245	-48,98
GUAM	6	-	-100,00	25	-	-100,00
EAST TIMOR	66.832	108.094	61,74	359.880	1.255.776	248,94
UNITED STATES	9.351.049	9.120.932	-2,46	223.713.148	272.230.663	21,69
CANADA	432	463	7,14	7.967	8.722	9,48
MEXICO	46.443	78.064	68,09	1.193.990	2.565.439	114,86
CHILE	39.741	59.141	48,82	910.068	2.414.722	165,33
ARGENTINA	-	7.404	-	-	475.227	-
BRAZIL	193.484	222.758	15,13	4.513.956	7.342.470	62,66
COLOMBIA	28.404	34.393	21,08	710.522	1.212.585	70,66
URUGUAY	61.691	66.072	7,10	1.373.544	2.878.691	109,58
PARAGUAY	274	297	8,39	18.437	23.212	25,90
PERU	55.974	37.218	-33,51	1.078.542	1.233.311	14,35
DOMINICAN REPUBLIC	-	55	-	-	3.979	-
COSTA RICA	76.499	83.541	9,21	2.007.816	3.370.204	67,85
HAITI	-	33	-	-	1.086	-
UNITED KINGDOM	1.051.889	1.213.350	15,35	16.565.165	27.375.109	65,26
NETHERLANDS	177.980	10.298	-94,21	4.479.276	1.027.488	-77,06
FRANCE	6.632	2.650	-60,03	1.010.156	270.397	-73,23
GERMANY, FED. REP. OF	9.135.032	4.489.088	-50,86	181.419.037	129.319.386	-28,72
AUSTRIA	1.552	1.493	-3,78	60.576	68.393	12,90
BELGIUM	11	76	576,38	349	3.964	1.036,42
SWITZERLAND	1	189	15.608,33	2.026	18.738	824,86
DENMARK	2.168	2.915	34,44	129.515	202.701	56,51
NORWAY	118	-	-100,00	5.050	-	-100,00
SWEDEN	-	62	-	-	1.196	-
FINLAND	185.557	23.448	-87,36	3.050.256	496.764	-83,71
IRELAND	42.856	37.418	-12,69	18.771.956	18.022.447	-3,99
ITALY	88	1	-99,32	5.477	200	-96,35
SPAIN	799	679	-15,02	15.591	12.849	-17,59
PORTUGAL	123	-	-100,00	2.282	-	-100,00
GREECE	-	30	-	-	409	-
HUNGARY	222	300	35,11	158.610	506	-99,68
POLAND	104	51	-50,63	6.716	8.593	27,95
ROMANIA	-	98	-	-	5.831	-
KAZAKHSTAN	1.964	12	-99,41	105.990	1.652	-98,44
LITHUANIA	884	-	-100,00	54.856	-	-100,00
ESTONIA	3.006	-	-100,00	69.715	-	-100,00
MALTA	-	754	-	-	47.297	-
SLOVENIA	4.788	8.597	79,57	517.342	1.082.905	109,32
CZECH REPUBLIC	123	93	-25,00	2.291	1.765	-22,96
RUSSIA FEDERATION	168	126	-25,00	2.300	1.725	-25,00
SEMI KONDUKTOR DAN KOMPONEN ELEKTRONIK LAINNYA	**11.818.152**	**19.748.378**	**67,10**	**667.483.804**	**818.633.488**	**22,64**
JAPAN	211.623	393.736	86,06	28.380.622	37.010.483	30,41
HONG KONG	487.543	527.283	8,15	67.345.009	62.505.496	-7,19
KOREA, REPUBLIC OF	412.051	345.083	-16,25	11.579.257	12.759.915	10,20
TAIWAN	125.105	156.937	25,44	35.660.049	43.692.684	22,53
CHINA	502.229	508.323	1,21	36.883.101	27.529.929	-25,36
PAPUA NEW GUINEA	5	11	124,00	413	875	111,88
THAILAND	578.112	474.607	-17,90	9.049.433	9.248.643	2,20
SINGAPORE	4.319.391	6.458.024	49,51	327.292.345	388.227.357	18,62
PHILIPPINES	27.275	49.150	80,20	2.399.346	3.299.102	37,50
MALAYSIA	386.873	359.844	-6,99	4.613.782	3.655.044	-20,78
CAMBODIA	18	8	-55,56	640	213	-66,78
BRUNEI DARUSSALAM	-	2	-	-	14	-
VIET NAM	216.592	190.811	-11,90	13.019.147	10.429.532	-19,89
INDIA	115.733	107.023	-7,53	5.452.468	5.567.711	2,11
PAKISTAN	4.489	3.257	-27,44	39.682	28.134	-29,10
BANGLADESH	3.439	23	-99,35	313.377	6.138	-98,04
SRI LANKA	7	28	330,82	3.413	1.171	-65,69
SAUDI ARABIA	25	4	-84,07	7.718	437	-94,33
ISRAEL	27	28	1,84	1.522	551	-63,83
OMAN	1.376	1.376	0,01	24.075	28.250	17,34
TURKEY	438.468	260.019	-40,70	3.509.581	3.824.004	8,96
UNITED ARAB EMIRATES	710	535	-24,57	58.172	32.508	-44,12
EGYPT	793	91.478	11.441,92	72.638	15.592.472	21.366,04
ALGERIA	60.087	1.570	-97,39	995.297	523.567	-47,40
NIGERIA	4.164	25	-99,40	319.906	719	-99,78

https://www.bps.go.id

TABEL 6. PERKEMBANGAN EKSPOR INDONESIA MENURUT KOMODITI DAN NEGARA TUJUAN
JANUARI - JUNI 2021 DAN 2022

KOMODITI / NEGARA TUJUAN	BERAT BERSIH (KG)		PERUB	NILAI FOB (US $)		PERUB
	JAN-JUN 2021	JAN-JUN 2022	%	JAN-JUN 2021	JAN-JUN 2022	%
(1)	(2)	(3)	(4)	(5)	(6)	(7)
SIERRA LEONE	-	27	-	-	1.200	-
SENEGAL	-	6	-	-	210	-
MAURITANIA	-	3	-	-	90	-
SOUTH AFRICA	1.141	4.741	315,40	103.749	1.066.335	927,80
MAURITIUS	110	-	-100,00	180	-	-100,00
AUSTRALIA	723	1.780	146,05	134.473	145.205	7,98
NEW ZEALAND	2	21	784,96	2.033	572	-71,87
FIJI	-	59	-	-	4.450	-
SOLOMON ISLANDS	25	723	2.801,69	275	26.821	9.653,26
EAST TIMOR	13.269	10.648	-19,75	31.423	24.217	-22,93
UNITED STATES	1.829.741	7.561.343	313,25	34.993.365	66.571.936	90,24
CANADA	1.297	456.002	35.069,57	107.923	2.660.649	2.365,32
MEXICO	55.267	92.470	67,32	1.434.507	24.181.362	1.585,69
HONDURAS	108	-	-100,00	1.687	-	-100,00
PANAMA	80	32	-60,45	5.824	1.818	-68,78
CHILE	42	12	-71,08	590	709	20,21
ARGENTINA	251.009	54.597	-78,25	853.726	4.167.570	388,16
BRAZIL	92.289	142.616	54,53	3.650.115	6.506.546	78,26
COLOMBIA	5	5	0,04	206	266	29,16
BOLIVIA	28	-	-100,00	5	-	-100,00
ECUADOR	-	10.328	-	-	2.086.708	-
PERU	54	42	-22,43	2.153	2.414	12,11
GUYANA	-	73	-	-	23.313	-
PUERTO RICO	2	13	675,93	1.602	14.143	782,82
DOMINICAN REPUBLIC	-	16	-	-	716	-
ANGUILLA	-	40	-	-	14.951	-
UNITED KINGDOM	1.986	1.341	-32,49	579.780	719.508	24,10
NETHERLANDS	43.185	33.647	-22,09	5.867.188	5.455.001	-7,03
FRANCE	17.065	13.975	-18,10	1.411.693	1.243.884	-11,89
GERMANY, FED. REP. OF	1.490.963	1.298.825	-12,89	66.192.058	66.432.462	0,36
AUSTRIA	504	404	-19,91	67.212	38.278	-43,05
BELGIUM	42	182	336,14	4.060	3.332	-17,93
SWITZERLAND	22	105	376,73	5.403	35.084	549,31
LUXEMBOURG	36	-	-100,00	8.487	-	-100,00
DENMARK	382	143	-62,68	14.253	3.880	-72,78
NORWAY	-	25	-	-	366.810	-
SWEDEN	4	8	97,11	139	18.831	13.476,71
FINLAND	2	5	216,67	470	1.826	288,55
IRELAND	1.202	2.390	98,81	97.341	195.028	100,36
ITALY	407	561	37,85	33.010	11.459	-65,29
SPAIN	2.719	1.932	-28,94	208.395	235.814	13,16
PORTUGAL	515	72	-86,12	10.928	9.738	-10,89
HUNGARY	10.721	2.895	-72,99	265.514	143.254	-46,05
POLAND	15.721	45.414	188,88	504.859	7.960.790	1.476,83
ROMANIA	1.274	1.195	-6,22	76.556	61.820	-19,25
BULGARIA	88	172	94,80	2.819	6.212	120,36
ESTONIA	62	6	-89,90	3.147	244	-92,23
SLOVAKIA	547	649	18,67	21.349	17.156	-19,64
SLOVENIA	-	37	-	-	1.680	-
CZECH REPUBLIC	60.484	71.674	18,50	2.890.160	3.348.611	15,86
RUSSIA FEDERATION	28.900	7.941	-72,52	874.156	855.636	-2,12
TELEVISI DAN PERLENGKAPAN TELEVISI	**35.211.315**	**32.733.422**	**-7,04**	**922.707.285**	**924.724.290**	**0,22**
JAPAN	1.237.458	1.064.788	-13,95	43.556.560	33.882.730	-22,21
HONG KONG	525.506	507.814	-3,37	16.573.247	14.657.791	-11,56
KOREA, REPUBLIC OF	7.946.797	7.312.098	-7,99	234.052.809	224.284.845	-4,17
TAIWAN	194.926	139.407	-28,48	4.715.041	7.621.536	61,64
CHINA	232.757	104.975	-54,90	5.122.145	7.566.500	47,72
MONGOLIA	8.357	50.518	504,50	245.691	907.656	269,43
PAPUA NEW GUINEA	19.915	2.926	-85,31	448.134	95.382	-78,72
THAILAND	2.519.739	2.308.931	-8,37	65.395.174	56.792.843	-13,15
SINGAPORE	430.160	607.809	41,30	14.664.419	24.177.920	64,87
PHILIPPINES	777.718	918.037	18,04	20.455.101	21.130.557	3,30
MALAYSIA	1.517.468	1.491.120	-1,74	43.959.097	36.805.779	-16,27
MYANMAR	78.819	31.122	-60,51	1.892.208	761.296	-59,77
CAMBODIA	80.705	56.549	-29,93	1.767.062	1.301.769	-26,33
BRUNEI DARUSSALAM	20.585	20.312	-1,33	453.477	454.899	0,31
NEPAL	24.306	-	-100,00	537.572	-	-100,00
VIET NAM	2.447.256	2.959.138	20,92	64.214.900	63.387.304	-1,29
MALDIVES	2.291	1.381	-39,72	48.083	25.862	-46,21
INDIA	401.620	725.943	80,75	5.834.434	10.279.927	76,19
BANGLADESH	38.845	89.732	131,00	1.202.887	2.125.192	76,67
SRI LANKA	192.636	40.900	-78,77	4.019.052	774.943	-80,72
IRAQ	109.568	-	-100,00	2.822.201	-	-100,00
IRAN (ISLAMIC REPUBLIC OF)	24.180	1.508	-93,76	88.387	22.819	-74,18
SAUDI ARABIA	838.670	440.644	-47,46	22.976.411	11.889.010	-48,26
ISRAEL	1.001.903	84.538	-91,56	27.155.322	3.429.830	-87,37
JORDAN	8.660	9.651	11,45	242.870	347.355	43,02
LEBANON	8.567	4.320	-49,57	216.935	111.713	-48,50
YEMEN	-	25.321	-	-	647.709	-
OMAN	56.298	26.260	-53,36	1.461.752	616.565	-57,82
TURKEY	1.496.634	452.947	-69,74	36.659.563	11.985.160	-67,31
UNITED ARAB EMIRATES	1.432.465	1.417.272	-1,06	38.297.551	38.737.421	1,15

https://www.bps.go.id

TABEL 6. PERKEMBANGAN EKSPOR INDONESIA MENURUT KOMODITI DAN NEGARA TUJUAN
JANUARI - JUNI 2021 DAN 2022

KOMODITI / NEGARA TUJUAN	BERAT BERSIH (KG)		PERUB	NILAI FOB (US $)		PERUB
	JAN-JUN 2021	JAN-JUN 2022	%	JAN-JUN 2021	JAN-JUN 2022	%
(1)	(2)	(3)	(4)	(5)	(6)	(7)
QATAR	177.188	187.224	5,66	4.706.471	4.632.444	-1,57
BAHRAIN	104.613	17.920	-82,87	2.583.322	484.807	-81,23
EGYPT	415.055	704.560	69,75	2.294.336	9.671.126	321,52
MOROCCO	147.226	58.736	-60,11	4.147.674	1.920.437	-53,70
TUNISIA	771	-	-100,00	13.326	-	-100,00
ALGERIA	44.848	172.229	284,03	1.893.184	4.592.018	142,56
SUDAN	6.668	48.525	627,73	377.729	1.015.934	168,96
ETHIOPIA	6.218	644	-89,65	238.520	129.586	-45,67
TANZANIA, UNITED REP. OF	10.505	15.684	49,31	249.756	398.551	59,58
SOMALIA	1.721	-	-100,00	28.871	-	-100,00
KENYA	18.222	11.110	-39,03	554.375	378.620	-31,70
MOZAMBIQUE	-	14.635	-	-	656.100	-
TOGO	4.769	13.630	185,78	132.584	335.738	153,23
GHANA	240.619	86.818	-63,92	6.094.270	2.257.140	-62,96
ANGOLA	5.482	52.914	865,16	129.847	2.321.376	1.687,78
CONGO	4.558	4.287	-5,94	109.476	125.607	14,74
CAMEROON	38.617	27.083	-29,87	825.232	667.544	-19,11
NIGERIA	170.999	465.417	172,17	13.278.540	12.009.035	-9,56
SIERRA LEONE	4.854	4.617	-4,88	113.843	102.659	-9,82
GABON	5.158	4.532	-12,15	120.930	98.783	-18,31
COTE D'IVOIRE	39.621	13.264	-66,52	879.208	328.100	-62,68
SENEGAL	36.465	13.320	-63,47	872.232	306.901	-64,81
BENIN	13.709	13.230	-3,50	328.266	318.524	-2,97
GAMBIA	4.381	4.590	4,78	135.218	94.294	-30,27
SEYCHELLES	-	56	-	-	1.063	-
SAO TOME AND PRINCIPE	7.077	-	-100,00	200.136	-	-100,00
SOUTH AFRICA	228.875	534.280	133,44	1.535.936	12.697.198	726,67
ZAMBIA	-	1.035	-	-	26.402	-
MAURITIUS	-	21.444	-	-	480.367	-
RWANDA	410	-	-100,00	9.431	-	-100,00
MAYOTTE	20	-	-100,00	233	-	-100,00
DEMOCRATIC REP. OF THE CONGO	27.955	44.214	58,16	620.115	1.049.767	69,29
AUSTRALIA	3.219.798	3.197.592	-0,69	97.062.071	93.159.911	-4,02
NEW ZEALAND	494.317	489.426	-0,99	14.998.376	15.328.914	2,20
FIJI	3.574	11.361	217,85	66.217	219.913	232,11
SOLOMON ISLANDS	252	-	-100,00	4.348	-	-100,00
EAST TIMOR	57.853	80.029	38,33	331.715	496.396	49,65
UNITED STATES	420.850	336.014	-20,16	24.936.422	35.021.738	40,44
CANADA	10.358	33.930	227,57	949.367	3.008.514	216,90
MEXICO	1.127.732	1.182.725	4,88	6.723.314	8.895.561	32,31
GUATEMALA	2.915	373	-87,19	184.260	46.646	-74,68
PANAMA	12.289	16.143	31,36	471.036	1.735.586	268,46
CHILE	155	13.231	8.456,44	1.502	467.214	31.013,19
ARGENTINA	35.310	734.670	1.980,62	6.486.535	30.063.124	363,47
BRAZIL	1.541.700	389.734	-74,72	18.116.745	13.196.390	-27,16
COLOMBIA	86.094	-	-100,00	2.433.833	-	-100,00
URUGUAY	11.844	-	-100,00	339.733	-	-100,00
PARAGUAY	-	373	-	-	46.646	-
ECUADOR	-	112.114	-	-	16.010.608	-
PERU	3.681	-	-100,00	278.772	-	-100,00
EL SALVADOR	-	560	-	-	69.970	-
COSTA RICA	-	560	-	-	69.970	-
CAPE VERDE	-	4.649	-	-	116.914	-
UNITED KINGDOM	3.591	466	-87,02	16.624	14.959	-10,01
NETHERLANDS	3.570	4.188	17,33	65.417	57.156	-12,63
FRANCE	10.492	6.565	-37,43	343.301	398.850	16,18
GERMANY, FED. REP. OF	9.034	220	-97,57	448.483	29.575	-93,41
AUSTRIA	50.993	51.100	0,21	3.309.603	3.402.889	2,82
BELGIUM	14.568	28.360	94,68	1.288.812	2.961.763	129,81
SWITZERLAND	10	-	-100,00	202.600	-	-100,00
LUXEMBOURG	35.183	43.017	22,27	909.041	1.340.798	47,50
DENMARK	144	-	-100,00	5.000	-	-100,00
NORWAY	7.285	-	-100,00	286.876	-	-100,00
SWEDEN	5.109	30.735	501,60	337.497	2.145.465	535,70
IRELAND	-	20	-	-	2.995	-
ITALY	1.362	3.138	130,36	7.453	21.113	183,30
SPAIN	53.730	79.592	48,13	3.377.645	4.683.798	38,67
PORTUGAL	13.794	10.598	-23,17	496.779	369.223	-25,68
GREECE	21.656	1.924	-91,12	1.191.007	14.372	-98,79
HUNGARY	724	594	-17,95	3.877	160.901	4.050,47
POLAND	1.300.275	912.659	-29,81	9.090.454	15.471.709	70,20
ROMANIA	10.493	4.591	-56,24	268.442	167.707	-37,53
BULGARIA	33.863	105.496	211,54	1.772.600	4.540.094	156,13
KAZAKHSTAN	-	816.184	-	-	17.205.844	-
UZBEKISTAN	164.145	-	-100,00	3.871.169	-	-100,00
GEORGIA	133	-	-100,00	2.860	-	-100,00
CROATIA	41.418	95.486	130,54	2.151.947	5.089.313	136,50
BOSNIA AND HERZEGOVINA	3.713	1.691	-54,46	227.152	117.542	-48,25
MALTA	874	-	-100,00	4.081	-	-100,00
SLOVAKIA	19.928	31.322	57,18	518.678	851.648	64,20
SLOVENIA	72.034	28.945	-59,82	3.343.075	1.469.020	-56,06
CZECH REPUBLIC	25.494	4.853	-80,97	1.421.011	323.865	-77,21
REP. OF MACEDONIA	12.140	27.392	125,63	568.555	1.225.626	115,57

https://www.bps.go.id

TABEL 6. PERKEMBANGAN EKSPOR INDONESIA MENURUT KOMODITI DAN NEGARA TUJUAN
JANUARI - JUNI 2021 DAN 2022

KOMODITI / NEGARA TUJUAN	BERAT BERSIH (KG)		PERUB	NILAI FOB (US $)		PERUB
	JAN-JUN 2021	JAN-JUN 2022	%	JAN-JUN 2021	JAN-JUN 2022	%
(1)	(2)	(3)	(4)	(5)	(6)	(7)
RUSSIA FEDERATION	797.559	387.621	-51,40	10.372.426	11.596.173	11,80
SERBIA	25.391	20.588	-18,91	1.705.478	1.185.417	-30,49
MONTENEGRO	2.476	636	-74,29	163.953	20	-99,99
PERALATAN PEREKAM, PENERIMA DAN PENGGANDA AUDIO	**1.718.288**	**1.552.886**	**-9,63**	**59.726.123**	**57.446.358**	**-3,82**
JAPAN	201.075	148.536	-26,13	6.978.857	6.265.367	-10,22
HONG KONG	30.550	5.661	-81,47	2.653.446	477.061	-82,02
KOREA, REPUBLIC OF	38.250	20.316	-46,89	1.390.783	830.260	-40,30
TAIWAN	11.481	9.895	-13,82	323.481	326.412	0,91
CHINA	73.320	76.087	3,77	4.344.311	4.239.209	-2,42
MONGOLIA	-	9	-	-	2.376	-
PAPUA NEW GUINEA	17	116	582,35	1.153	4.872	322,48
THAILAND	21.140	20.187	-4,51	974.488	873.996	-10,31
SINGAPORE	86.977	87.871	1,03	3.786.084	3.327.553	-12,11
PHILIPPINES	9.818	5.378	-45,23	477.764	368.750	-22,82
MALAYSIA	21.062	25.089	19,12	1.034.818	1.363.581	31,77
MYANMAR	310	-	-100,00	15.059	-	-100,00
CAMBODIA	3.020	1.167	-61,37	136.456	72.842	-46,62
BRUNEI DARUSSALAM	673	1.056	56,91	33.852	56.325	66,39
VIET NAM	14.056	3.520	-74,96	921.416	202.416	-78,03
MALDIVES	16	6	-62,50	147	435	195,71
INDIA	3.999	2.359	-41,02	208.192	132.686	-36,27
PAKISTAN	2	4	68,78	27	100	265,52
BANGLADESH	-	5	-	-	339	-
SRI LANKA	26.143	5.720	-78,12	191.604	36.800	-80,79
SAUDI ARABIA	7.178	1.905	-73,46	147.738	16.490	-88,84
KUWAIT	8.113	5.734	-29,33	269.561	140.812	-47,76
LEBANON	-	538	-	-	4.300	-
OMAN	314	93	-70,47	4.429	1.319	-70,23
UNITED ARAB EMIRATES	98.841	109.037	10,32	2.832.582	3.922.941	38,49
SOUTH AFRICA	3.003	5.354	78,29	110.378	197.489	78,92
AUSTRALIA	44.460	53.048	19,32	1.438.340	1.738.214	20,85
NEW ZEALAND	11.225	9.403	-16,23	405.827	319.890	-21,18
EAST TIMOR	6.322	3.004	-52,48	74.363	38.096	-48,77
UNITED STATES	533.038	491.572	-7,78	15.576.201	16.505.603	5,97
CANADA	60.999	30.416	-50,14	1.591.200	965.235	-39,34
MEXICO	9.329	-	-100,00	512.015	-	-100,00
PANAMA	17.520	46.110	163,19	777.193	1.824.811	134,80
ARGENTINA	5.555	6.176	11,18	204.886	227.586	11,08
COLOMBIA	25	-	-100,00	69	-	-100,00
URUGUAY	-	408	-	-	18.210	-
PERU	372	-	-100,00	13.578	-	-100,00
UNITED KINGDOM	5.719	4.149	-27,44	102.171	71.298	-30,22
NETHERLANDS	5.344	2.704	-49,41	88.576	52.682	-40,52
FRANCE	312	12	-96,29	32.773	741	-97,74
GERMANY, FED. REP. OF	105.175	91.712	-12,80	1.744.128	1.320.231	-24,30
AUSTRIA	-	1	-	-	71	-
BELGIUM	157.022	235.766	50,15	7.096.438	10.714.537	50,98
SWITZERLAND	0	3	1.150,00	27	40	46,25
DENMARK	-	112	-	-	19	-
FINLAND	105	-	-100,00	920	-	-100,00
ITALY	13.709	10.504	-23,38	210.112	129.111	-38,55
SPAIN	21.618	23.594	9,14	566.686	365.082	-35,58
GREECE	1.363	307	-77,46	26.376	4.488	-82,98
RUSSIA FEDERATION	59.719	8.244	-86,20	2.427.617	285.683	-88,23
PERALATAN AUDIO DAN VIDEO ELEKTRONIK LAINNYA	**13.932.000**	**12.470.355**	**-10,49**	**237.539.851**	**220.859.094**	**-7,02**
JAPAN	1.018.511	953.299	-6,40	15.569.241	13.612.989	-12,56
HONG KONG	245.523	73.881	-69,91	3.976.990	2.900.283	-27,07
KOREA, REPUBLIC OF	792.075	196.321	-75,21	4.214.120	1.747.690	-58,53
TAIWAN	68.556	80.014	16,71	1.246.343	981.062	-21,28
CHINA	558.816	596.780	6,79	8.624.551	7.280.582	-15,58
PAPUA NEW GUINEA	1.836	6.328	244,66	16.923	60.171	255,55
THAILAND	203.234	202.667	-0,28	2.756.241	2.894.845	5,03
SINGAPORE	492.096	388.890	-20,97	108.894.613	88.356.754	-18,86
PHILIPPINES	17.069	20.450	19,81	147.440	207.719	40,88
MALAYSIA	324.896	292.903	-9,85	2.975.547	2.906.165	-2,33
MYANMAR	632	-	-100,00	3.956	-	-100,00
CAMBODIA	902	4.120	356,81	25.533	50.422	97,48
BRUNEI DARUSSALAM	212	13	-93,92	1.343	176	-86,93
NEPAL	2	145	8.330,23	33	4.010	12.081,04
VIET NAM	783.305	489.216	-37,54	15.876.620	9.144.028	-42,41
MALDIVES	-	59	-	-	1.378	-
INDIA	376.550	568.738	51,04	4.619.828	5.439.322	17,74
PAKISTAN	43.650	38.795	-11,12	1.890.556	1.687.429	-10,74
BANGLADESH	29.977	83.937	180,00	205.840	652.764	217,12
SRI LANKA	28.397	210	-99,26	144.656	2.780	-98,08
IRAQ	-	15.849	-	-	109.157	-
SAUDI ARABIA	17.928	28.755	60,39	100.583	234.765	133,40
ISRAEL	5.406	6.856	26,81	54.452	64.551	18,55
KUWAIT	1.780	4	-99,76	17.680	83	-99,53

https://www.bps.go.id

TABEL 6. PERKEMBANGAN EKSPOR INDONESIA MENURUT KOMODITI DAN NEGARA TUJUAN
JANUARI - JUNI 2021 DAN 2022

KOMODITI / NEGARA TUJUAN	BERAT BERSIH (KG)		PERUB	NILAI FOB (US $)		PERUB
	JAN-JUN 2021	JAN-JUN 2022	%	JAN-JUN 2021	JAN-JUN 2022	%
(1)	(2)	(3)	(4)	(5)	(6)	(7)
OMAN	57	-	-100,00	1.752	-	-100,00
TURKEY	9.618	0	-100,00	308.893	135.212	-56,23
UNITED ARAB EMIRATES	130.872	247.232	88,91	1.023.687	2.897.384	183,03
CYPRUS	-	178	-	-	1.016	-
EGYPT	125.097	209.359	67,36	651.978	2.806.703	330,49
ALGERIA	176	11	-93,74	113.265	85.950	-24,12
SUDAN	672	0	-100,00	5.698	16.484	189,28
ETHIOPIA	2.454	0	-100,00	4.793	1.706	-64,41
ANGOLA	-	0	-	-	4.109	-
CONGO	-	2.760	-	-	22.453	-
CAMEROON	2.712	-	-100,00	22.005	-	-100,00
NIGERIA	95.149	63.404	-33,36	709.582	665.753	-6,18
SENEGAL	30	-	-100,00	267	-	-100,00
BENIN	-	2.760	-	-	22.453	-
UGANDA	-	100	-	-	3.714	-
SOUTH AFRICA	18.302	41.081	124,45	79.323	372.413	369,49
MAURITIUS	-	50	-	-	108	-
MAYOTTE	0	-	-100,00	36	-	-100,00
DEMOCRATIC REP. OF THE CONGO	29	-	-100,00	53	-	-100,00
AUSTRALIA	279.485	190.399	-31,88	2.839.808	2.693.806	-5,14
NEW ZEALAND	11.910	12.265	2,98	83.105	101.987	22,72
NEW CALEDONIA	1	-	-100,00	55	-	-100,00
EAST TIMOR	37.937	61.670	62,56	105.046	136.987	30,41
UNITED STATES	2.081.625	1.517.229	-27,11	18.186.146	23.068.770	26,85
CANADA	98.447	84.271	-14,40	962.184	1.072.467	11,46
MEXICO	1.592.639	1.761.388	10,60	7.728.221	10.309.838	33,41
GUATEMALA	6.301	14.655	132,57	38.711	98.648	154,83
HONDURAS	593	735	23,86	2.905	3.411	17,41
PANAMA	64.679	78.600	21,52	494.857	696.990	40,85
CHILE	4.943	4.820	-2,49	27.745	32.072	15,60
ARGENTINA	19.743	3.994	-79,77	136.315	22.045	-83,83
BRAZIL	281.887	455.082	61,44	1.928.803	2.608.322	35,23
COLOMBIA	14.223	1.789	-87,42	111.843	8.944	-92,00
URUGUAY	714	764	6,94	4.127	4.093	-0,82
PARAGUAY	-	3.871	-	-	27.404	-
ECUADOR	-	2.447	-	-	211.149	-
PERU	15.774	8.405	-46,72	121.410	66.243	-45,44
COSTA RICA	-	2.166	-	-	20.883	-
FRENCH POLYNESIA	-	2	-	-	249	-
MARTINIQUE	-	1.603	-	-	12.184	-
UNITED KINGDOM	197.119	109.775	-44,31	1.718.744	1.446.807	-15,82
NETHERLANDS	401.379	616.874	53,69	3.274.420	6.031.553	84,20
FRANCE	265.287	274.454	3,46	3.066.289	3.833.109	25,01
GERMANY, FED. REP. OF	770.600	475.736	-38,26	7.608.139	5.614.382	-26,21
AUSTRIA	27	24.921	91.590,21	235	245.887	104.706,66
BELGIUM	10.503	1.048	-90,02	52.814	21.355	-59,57
SWITZERLAND	505	284	-43,76	2.380	1.617	-32,06
DENMARK	64.300	108.002	67,97	782.420	1.574.171	101,19
SWEDEN	6	114	1.735,37	1.826	7.504	311,01
FINLAND	7.370	10.216	38,62	181.758	249.804	37,44
ITALY	74.417	130.390	75,21	1.079.462	1.625.085	50,55
SPAIN	9.423	9.355	-0,73	73.470	84.919	15,58
PORTUGAL	3.808	-	-100,00	220.578	-	-100,00
GREECE	1.229	3.066	149,41	9.873	22.027	123,11
HUNGARY	227.794	204.601	-10,18	1.382.760	1.495.974	8,19
POLAND	1.365.045	1.180.363	-13,53	6.861.609	8.171.184	19,09
ROMANIA	246	662	168,43	2.022	5.952	194,44
AZERBAIJAN	256	-	-100,00	1.478	-	-100,00
BELARUS	1.846	-	-100,00	8.541	-	-100,00
KAZAKHSTAN	773	-	-100,00	3.562	-	-100,00
UKRAINE	2.335	1.180	-49,46	11.196	5.632	-49,69
LITHUANIA	1.940	1.221	-37,05	8.838	5.771	-34,70
LATVIA	668	-	-100,00	2.748	-	-100,00
CROATIA	-	940	-	-	5.266	-
SLOVAKIA	126.799	195.676	54,32	924.900	1.879.870	103,25
SLOVENIA	-	904	-	-	4.805	-
CZECH REPUBLIC	8.464	4.449	-47,44	147.505	77.072	-47,75
RUSSIA FEDERATION	482.439	294.807	-38,89	3.056.583	1.878.275	-38,55
ALAT UKUR DAN ALAT UJI	**4.841.481**	**6.189.289**	**27,84**	**218.660.980**	**244.776.571**	**11,94**
JAPAN	588.961	666.534	13,17	35.363.755	44.383.470	25,51
HONG KONG	25.861	18.185	-29,68	4.905.541	3.665.273	-25,28
KOREA, REPUBLIC OF	295.511	124.101	-58,00	8.581.851	6.520.937	-24,01
TAIWAN	558.598	586.881	5,06	12.237.278	10.022.635	-18,10
CHINA	196.276	127.505	-35,04	14.692.209	7.467.182	-49,18
MONGOLIA	-	10	-	-	5.394	-
PAPUA NEW GUINEA	1.550	235	-84,87	42.956	13.807	-67,86
THAILAND	270.791	247.885	-8,46	11.321.292	11.688.412	3,24
SINGAPORE	683.593	933.208	36,52	34.373.728	29.459.132	-14,30
PHILIPPINES	70.111	101.109	44,21	3.738.406	2.934.321	-21,51
MALAYSIA	330.543	335.129	1,39	8.721.149	9.885.351	13,35
MYANMAR	4.214	5.746	36,35	48.794	987.369	1.923,54
CAMBODIA	25.302	8.571	-66,13	2.254.613	505.044	-77,60

https://www.bps.go.id

TABEL 6. PERKEMBANGAN EKSPOR INDONESIA MENURUT KOMODITI DAN NEGARA TUJUAN
JANUARI - JUNI 2021 DAN 2022

KOMODITI / NEGARA TUJUAN	BERAT BERSIH (KG)		PERUB	NILAI FOB (US $)		PERUB
	JAN-JUN 2021	JAN-JUN 2022	%	JAN-JUN 2021	JAN-JUN 2022	%
(1)	(2)	(3)	(4)	(5)	(6)	(7)
BRUNEI DARUSSALAM	232	581	150,52	9.915	81.420	721,18
LAO PEOPLE'S DEM. REP.	13	-	-100,00	126	-	-100,00
VIET NAM	438.716	566.869	29,21	11.204.213	12.664.359	13,03
MALDIVES	35	48	38,18	3.134	3.451	10,14
INDIA	393.591	751.406	90,91	10.023.806	6.870.385	-31,46
PAKISTAN	425	693	62,90	7.362	36.819	400,11
BANGLADESH	9	34	288,95	795	3.345	320,81
SRI LANKA	186	25	-86,54	1.662	278	-83,28
IRAQ	344	1	-99,78	12.661	491	-96,12
SAUDI ARABIA	300	2.108	602,73	13.089	328.871	2.412,63
ISRAEL	1	240	47.800,00	33	64.044	191.757,88
KUWAIT	-	2	-	-	3.486	-
PALESTINA	1.885	100	-94,70	85.141	5.708	-93,30
YEMEN	-	5	-	-	610	-
OMAN	23	749	3.214,42	1.344	132.576	9.764,69
TURKEY	-	10.570	-	-	120.339	-
UNITED ARAB EMIRATES	2.778	6.855	146,78	167.151	245.212	46,70
QATAR	1.234	2.911	135,84	47.229	50.325	6,55
EGYPT	31.589	58.595	85,49	790.935	1.548.989	95,84
MOROCCO	-	3.588	-	-	146.020	-
ALGERIA	7	-	-100,00	3.600	-	-100,00
TANZANIA, UNITED REP. OF	4.515	45.830	915,05	218.060	3.508.216	1.508,83
MADAGASCAR	1	22	2.093,50	92	170	84,57
KENYA	-	3	-	-	28	-
GHANA	26	2.289	8.704,96	41.521	108.909	162,30
LIBERIA	1	-	-100,00	60	-	-100,00
ANGOLA	675	601	-10,96	12.116	872	-92,81
CONGO	-	58	-	-	15.317	-
CAMEROON	6	21	234,42	271	872	221,50
NIGERIA	5	10.162	195.315,00	1.278	108.803	8.413,54
GABON	141	284	101,06	2.176	21.597	892,54
COTE D'IVOIRE	120	-	-100,00	1.837	-	-100,00
SENEGAL	-	1.301	-	-	8.734	-
MAURITANIA	-	537	-	-	4.068	-
BENIN	-	5	-	-	1.954	-
UGANDA	6	26	319,35	46	45.000	97.645,34
DJIBOUTI	3.020	4.588	51,95	44.982	78.231	73,92
SOUTH AFRICA	81.428	55.143	-32,28	538.898	524.957	-2,59
ZAMBIA	68	261	280,85	3.675	11.388	209,87
MALAWI	2	2	-10,26	812	15	-98,13
DEMOCRATIC REP. OF THE CONGO	204	-	-100,00	31.307	-	-100,00
AUSTRALIA	176.822	808.715	357,36	7.559.870	31.010.952	310,20
NEW ZEALAND	3.963	1.664	-58,01	68.533	42.273	-38,32
FIJI	4.506	3.600	-20,10	101.749	64.664	-36,45
MARSHALL ISLANDS	104.546	248.581	137,77	502.362	1.303.384	159,45
EAST TIMOR	7.707	6.102	-20,82	16.989	56.983	235,41
UNITED STATES	203.755	181.806	-10,77	23.315.738	26.609.312	14,13
CANADA	2.936	3.384	15,28	290.373	364.298	25,46
MEXICO	1.671	5.717	242,11	178.386	121.300	-32,00
GUATEMALA	3	45	1.700,00	200	18.634	9.217,00
PANAMA	2	1	-66,42	47	179	277,46
CUBA	32	-	-100,00	1.019	-	-100,00
CHILE	0	-	-100,00	45	-	-100,00
ARGENTINA	1.696	4.880	187,76	80.099	340.184	324,70
BRAZIL	6.330	6.811	7,60	131.878	250.341	89,83
COLOMBIA	3	52	1.861,40	121	5.825	4.702,21
ECUADOR	-	13	-	-	7.540	-
PERU	9	1	-89,83	355	87	-75,48
GUYANA	-	5	-	-	9.441	-
TRINIDAD AND TOBAGO	-	1	-	-	241	-
PUERTO RICO	1	0	-90,00	1	0	-90,00
UNITED KINGDOM	2.537	5.642	122,41	405.222	770.403	90,12
NETHERLANDS	47.354	48.090	1,55	3.305.326	3.750.416	13,47
FRANCE	7.754	9.914	27,85	838.275	891.124	6,30
GERMANY, FED. REP. OF	132.685	25.186	-81,02	2.632.843	2.156.194	-18,10
AUSTRIA	77	367	379,74	25.619	40.473	57,98
BELGIUM	13.620	19.497	43,16	1.141.635	2.096.535	83,64
SWITZERLAND	70	703	904,83	142.955	108.487	-24,11
DENMARK	18	175	872,22	8.643	18.929	119,01
NORWAY	13.372	428	-96,80	288.338	110.167	-61,79
SWEDEN	7.192	60	-99,17	109.000	79.500	-27,06
FINLAND	450	26	-94,29	124.908	878	-99,30
IRELAND	3.356	4.043	20,46	2.706.433	3.755.933	38,78
ITALY	1.147	4.035	251,67	348.146	526.155	51,13
SPAIN	163	5.053	2.996,87	29.201	305.338	945,64
PORTUGAL	213	2.487	1.067,70	6.816	131.636	1.831,27
ICELAND	-	19	-	-	350	-
GREECE	-	19	-	-	298	-
HUNGARY	8.940	10.026	12,14	291.434	357.231	22,58
POLAND	68.493	74.030	8,08	14.155.045	14.320.996	1,17
ROMANIA	-	14	-	-	690	-
AZERBAIJAN	36	38	5,56	2.025	1.200	-40,74
KAZAKHSTAN	80	-	-100,00	34.551	-	-100,00

https://www.bps.go.id

TABEL 6. PERKEMBANGAN EKSPOR INDONESIA MENURUT KOMODITI DAN NEGARA TUJUAN
JANUARI - JUNI 2021 DAN 2022

KOMODITI / NEGARA TUJUAN	BERAT BERSIH (KG)		PERUB	NILAI FOB (US $)		PERUB
	JAN-JUN 2021	JAN-JUN 2022	%	JAN-JUN 2021	JAN-JUN 2022	%
(1)	(2)	(3)	(4)	(5)	(6)	(7)
MOLDOVA, REPUBLIC OF	32	-	-100,00	50	-	-100,00
ESTONIA	-	1	-	-	15.861	-
SLOVENIA	201	-	-100,00	7.397	-	-100,00
CZECH REPUBLIC	239	4.584	1.814,83	64.807	248.071	282,79
RUSSIA FEDERATION	6.576	21.865	232,50	193.647	599.886	209,78
PERALATAN KOMUNIKASI LAINNYA	**8.901.057**	**8.549.445**	**-3,95**	**734.987.800**	**837.990.482**	**14,01**
JAPAN	384.827	705.683	83,38	19.848.073	36.670.784	84,76
HONG KONG	302.125	183.952	-39,11	21.743.622	23.445.360	7,83
KOREA, REPUBLIC OF	416.440	241.787	-41,94	51.340.514	37.686.449	-26,60
TAIWAN	39.796	6.724	-83,10	2.616.838	3.462.020	32,30
CHINA	88.166	158.226	79,46	19.581.513	23.429.660	19,65
MONGOLIA	2	-	-100,00	328	-	-100,00
PAPUA NEW GUINEA	312	3.338	969,97	15.095	883.030	5.749,93
THAILAND	6.414	7.453	16,20	975.732	1.212.870	24,30
SINGAPORE	461.109	865.474	87,69	106.133.678	133.749.742	26,02
PHILIPPINES	41.890	38.636	-7,77	22.130.638	16.015.788	-27,63
MALAYSIA	145.563	81.032	-44,33	38.508.555	26.047.886	-32,36
MYANMAR	674	-	-100,00	101.730	-	-100,00
BRUNEI DARUSSALAM	-	38	-	-	95	-
NEPAL	-	3	-	-	145	-
VIET NAM	20.833	17.990	-13,65	3.269.748	2.484.469	-24,02
MALDIVES	8	-	-100,00	10	-	-100,00
INDIA	216.811	216.093	-0,33	2.741.474	3.805.818	38,82
BANGLADESH	15.627	1.910	-87,78	480.039	770.883	60,59
SRI LANKA	494	145	-70,75	19.849	3.358	-83,08
SAUDI ARABIA	1	11	1.205,45	128	9.114	7.016,18
ISRAEL	5.287	188	-96,44	156.561	7.695	-95,09
TURKEY	26.705	3.803	-85,76	1.626.102	1.063.964	-34,57
UNITED ARAB EMIRATES	74.311	104.405	40,50	17.689.377	28.901.980	63,39
QATAR	50	-	-100,00	4.397	-	-100,00
BAHRAIN	9	-	-100,00	19	-	-100,00
CYPRUS	-	1.685	-	-	93.518	-
EGYPT	18.047	202.834	1.023,91	39.754	16.068.881	40.320,57
TUNISIA	-	83	-	-	7.554	-
ALGERIA	10.727	1	-99,99	720.926	408.137	-43,39
SUDAN	2.222	888	-60,06	82.556	302.852	266,85
ETHIOPIA	4.575	0	-100,00	140.900	36.813	-73,87
TOGO	15	7	-53,33	216	217	0,65
GUINEA	9	-	-100,00	295	-	-100,00
ANGOLA	-	17	-	-	72.914	-
NIGERIA	89.569	100	-99,89	2.580.271	2.820.503	9,31
COTE D'IVOIRE	7	5	-28,57	83	84	1,45
SENEGAL	44	-	-100,00	414	-	-100,00
SOUTH AFRICA	28.125	7.034	-74,99	47.232	888.947	1.782,09
AUSTRALIA	11.533	463.321	3.917,32	620.412	49.818.445	7.929,90
NEW ZEALAND	25.288	692	-97,26	1.032.714	72.778	-92,95
VANUATU	120	-	-100,00	88	-	-100,00
AMERICAN SAMOA	0	-	-100,00	15	-	-100,00
KIRIBATI	2.462	3.267	32,71	39.312	46.707	18,81
EAST TIMOR	615.676	50.621	-91,78	4.276.212	3.537.929	-17,26
UNITED STATES	4.737.517	3.222.056	-31,99	354.620.465	302.689.798	-14,64
CANADA	161	45.654	28.290,07	14.283	5.603.823	39.135,07
MEXICO	50.423	311.484	517,75	11.461.746	25.955.679	126,45
GUATEMALA	64.839	15.088	-76,73	3.067.552	690.918	-77,48
HONDURAS	15.928	7.028	-55,87	697.152	342.324	-50,90
NICARAGUA	30.262	50.603	67,22	1.313.103	2.330.203	77,46
PANAMA	6.111	21.132	245,79	22.363	605.797	2.608,93
SURINAME	12.366	6.046	-51,11	44.583	25.255	-43,35
CHILE	14.495	-	-100,00	465.062	-	-100,00
ARGENTINA	88.626	19.499	-78,00	4.973.570	3.968.818	-20,20
BRAZIL	47.745	126.721	165,41	129.823	3.161.630	2.335,34
COLOMBIA	8.378	4	-99,95	223.781	26	-99,99
BOLIVIA	-	339	-	-	22.674	-
ECUADOR	26	8.671	33.418,81	932	1.683.201	180.488,16
EL SALVADOR	30.138	20.790	-31,02	1.371.419	951.917	-30,59
NETHERLANDS ANTILLES	5.255	-	-100,00	633.281	-	-100,00
UNITED KINGDOM	13.492	4.837	-64,14	321.117	458.033	42,64
NETHERLANDS	207.155	27.583	-86,68	2.312.187	5.662.348	144,89
FRANCE	79.140	57.817	-26,94	4.080.274	5.268.800	29,13
GERMANY, FED. REP. OF	42.932	42.917	-0,03	2.315.059	2.472.913	6,82
AUSTRIA	1	62	7.304,76	104	237.318	228.661,90
BELGIUM	2.440	99	-95,92	140.998	10.458	-92,58
SWITZERLAND	55	36	-34,35	3.057.709	11.307	-99,63
DENMARK	5.028	7.753	54,21	234.970	404.042	71,95
NORWAY	76.233	119.821	57,18	2.324.894	5.045.854	117,04
SWEDEN	15.460	14.305	-7,47	504.558	642.643	27,37
IRELAND	140	73	-47,80	130.164	126.900	-2,51
ITALY	6.853	17.179	150,67	80.832	1.176.822	1.355,89
SPAIN	5.893	23.900	305,54	252.259	3.583.888	1.320,72
PORTUGAL	2.688	-	-100,00	159.062	-	-100,00
GREECE	0	38	24.900,00	1	300	59.900,00
HUNGARY	21.848	50.362	130,51	1.232.543	2.919.952	136,90

https://www.bps.go.id

TABEL 6. PERKEMBANGAN EKSPOR INDONESIA MENURUT KOMODITI DAN NEGARA TUJUAN
JANUARI - JUNI 2021 DAN 2022

KOMODITI / NEGARA TUJUAN	BERAT BERSIH (KG)		PERUB	NILAI FOB (US $)		PERUB
	JAN-JUN 2021	JAN-JUN 2022	%	JAN-JUN 2021	JAN-JUN 2022	%
(1)	(2)	(3)	(4)	(5)	(6)	(7)
POLAND	158.751	814.980	413,37	18.001.240	43.527.612	141,80
BULGARIA	-	1.357	-	-	207.575	-
UKRAINE	-	6	-	-	1.585	-
BOSNIA AND HERZEGOVINA	347	-	-100,00	44.250	-	-100,00
MALTA	0	-	-100,00	299	-	-100,00
SLOVAKIA	56	1	-99,10	295	25	-91,58
SLOVENIA	8.748	-	-100,00	564.116	-	-100,00
CZECH REPUBLIC	44.838	84.212	87,81	1.322.571	3.203.467	142,22
RUSSIA FEDERATION	40.818	59.543	45,88	303.762	1.169.191	284,90
KAMERA CINEMATOGRAFI PROYEKTOR DAN PERLENGKAPANNYA	**108.060**	**170.069**	**57,38**	**24.144.811**	**24.900.507**	**3,13**
JAPAN	14.306	22.602	57,99	4.772.693	5.783.997	21,19
HONG KONG	34.687	27.205	-21,57	9.194.842	6.209.303	-32,47
KOREA, REPUBLIC OF	0	0	0,00	28	17	-38,18
TAIWAN	5	6	37,31	1.547	2.057	33,00
CHINA	23.495	32.097	36,61	7.077.062	9.805.625	38,56
THAILAND	305	197	-35,57	213.629	6.180	-97,11
SINGAPORE	5.060	11.551	128,29	412.141	282.147	-31,54
PHILIPPINES	15.329	3.937	-74,31	663.861	498.146	-24,96
MALAYSIA	255	36.232	14.122,53	83.996	138.134	64,45
MYANMAR	-	717	-	-	1.091	-
CAMBODIA	-	2.590	-	-	3.000	-
BRUNEI DARUSSALAM	-	1.050	-	-	3.542	-
VIET NAM	30	7	-77,26	1.236	498	-59,70
INDIA	120	15.246	12.605,00	10.198	236.682	2.220,79
BANGLADESH	1	-	-100,00	70	-	-100,00
UNITED ARAB EMIRATES	39	136	249,75	30.875	71.696	132,22
NIGERIA	-	2.700	-	-	7.560	-
SEYCHELLES	138	-	-100,00	1.350	-	-100,00
DEMOCRATIC REP. OF THE CONGO	29	-	-100,00	134	-	-100,00
AUSTRALIA	8.011	409	-94,90	26.309	25.547	-2,90
EAST TIMOR	1.535	9.254	503,04	29.015	38.643	33,18
UNITED STATES	2.113	1.610	-23,82	686.428	913.848	33,13
BRAZIL	85	39	-53,85	66.300	30.600	-53,85
UNITED KINGDOM	60	-	-100,00	55.064	-	-100,00
NETHERLANDS	13	-	-100,00	10.441	-	-100,00
FRANCE	140	-	-100,00	17.805	-	-100,00
GERMANY, FED. REP. OF	342	551	61,11	373.180	579.298	55,23
SWITZERLAND	-	0	-	-	23	-
FINLAND	11	-	-100,00	15.422	-	-100,00
IRELAND	877	386	-55,99	275.552	113.737	-58,72
SPAIN	731	945	29,31	51.933	5.024	-90,33
GREECE	-	15	-	-	400	-
HUNGARY	343	528	53,85	73.683	113.345	53,83
BULGARIA	0	-	-100,00	16	-	-100,00
LATVIA	-	60	-	-	30.366	-
PERALATAN ELEKTROMEDIKAL DAN ELEKTROTERAPI	**164.653**	**110.652**	**-32,80**	**11.870.749**	**12.565.050**	**5,85**
JAPAN	29.333	821	-97,20	1.004.329	27.016	-97,31
HONG KONG	35	85	146,38	29.804	14.340	-51,89
TAIWAN	2	159	7.860,00	7	11.293	161.689,34
CHINA	9.082	36	-99,61	258.184	15.875	-93,85
PAPUA NEW GUINEA	-	432	-	-	149.897	-
THAILAND	1	93	9.180,00	6	25.147	399.055,56
SINGAPORE	39.999	44.327	10,82	3.617.587	3.080.827	-14,84
PHILIPPINES	22.423	213	-99,05	428.648	47.633	-88,89
MALAYSIA	-	11.070	-	-	33.615	-
INDIA	50	21	-58,72	32.211	3.509	-89,11
OMAN	-	257	-	-	26.604	-
AUSTRALIA	3	10.582	352.633,33	15	674.117	4.589.477,42
EAST TIMOR	372	15.413	4.043,33	3.623	18.520	411,21
UNITED STATES	1.377	7.239	425,55	1.201.176	3.989.654	232,15
UNITED KINGDOM	271	-	-100,00	397.627	-	-100,00
NETHERLANDS	120	0	-99,92	10.276	92	-99,10
FRANCE	11	2	-85,71	2.465	990	-59,82
GERMANY, FED. REP. OF	60.216	16.598	-72,44	4.844.382	4.414.096	-8,88
AUSTRIA	1	-	-100,00	83	-	-100,00
NORWAY	6	1	-91,67	4.907	4.000	-18,48
ITALY	1.351	3.304	144,59	35.421	27.825	-21,44
KOMPUTER DAN PERLENGKAPAN KOMPUTER	**1.691.665**	**1.818.136**	**7,48**	**78.571.150**	**99.701.589**	**26,89**
JAPAN	12.430	257	-97,93	1.832.585	55.464	-96,97
HONG KONG	19.328	12.732	-34,12	636.608	667.170	4,80
KOREA, REPUBLIC OF	288	894	210,11	15.255	128.121	739,89
TAIWAN	94	1.049	1.010,76	15.865	272.852	1.619,80
CHINA	905	138.974	15.255,93	277.017	17.226.924	6.118,71
PAPUA NEW GUINEA	1.469	3.660	149,16	41.285	292.945	609,56
THAILAND	29.146	22.068	-24,28	5.469.235	3.733.578	-31,73
SINGAPORE	1.380.021	1.549.352	12,27	64.971.536	72.927.373	12,25
PHILIPPINES	2.146	363	-83,08	97.032	26.122	-73,08

https://www.bps.go.id

TABEL 6. PERKEMBANGAN EKSPOR INDONESIA MENURUT KOMODITI DAN NEGARA TUJUAN
JANUARI - JUNI 2021 DAN 2022

KOMODITI / NEGARA TUJUAN	BERAT BERSIH (KG)		PERUB	NILAI FOB (US $)		PERUB
	JAN-JUN 2021	JAN-JUN 2022	%	JAN-JUN 2021	JAN-JUN 2022	%
(1)	(2)	(3)	(4)	(5)	(6)	(7)
MALAYSIA	456	7.399	1.521,91	16.053	161.009	902,96
MYANMAR	69	-	-100,00	12.010	-	-100,00
CAMBODIA	200	-	-100,00	22.876	-	-100,00
BRUNEI DARUSSALAM	8	-	-100,00	1.853	-	-100,00
NEPAL	7.143	-	-100,00	515.590	-	-100,00
VIET NAM	12.119	5.631	-53,53	595.041	554.546	-6,81
INDIA	1.731	173	-90,01	79.229	4.864	-93,86
PAKISTAN	1	172	17.100,00	339	2.141	532,07
SAUDI ARABIA	25	-	-100,00	392	-	-100,00
UNITED ARAB EMIRATES	4	308	8.500,56	715	51.836	7.149,83
TANZANIA, UNITED REP. OF	1	-	-100,00	100	-	-100,00
SOMALIA	-	510	-	-	5.800	-
TOGO	3	-	-100,00	50	-	-100,00
GUINEA	-	3	-	-	250	-
SENEGAL	84	-	-100,00	2.898	-	-100,00
SOUTH AFRICA	278	74	-73,48	6.442	8.681	34,75
AUSTRALIA	713	1.630	128,65	27.959	795.938	2.746,83
NEW ZEALAND	2	-	-100,00	1.069	-	-100,00
FIJI	-	6	-	-	970	-
KIRIBATI	60	5	-91,67	15.742	3.154	-79,96
EAST TIMOR	24.427	51.354	110,24	243.219	688.719	183,17
UNITED STATES	192.570	16.609	-91,37	2.409.544	698.818	-71,00
CANADA	125	40	-68,00	2.200	10.185	362,96
BRAZIL	243	-	-100,00	3.059	-	-100,00
UNITED KINGDOM	69	-	-100,00	18.323	-	-100,00
NETHERLANDS	1.915	391	-79,56	513.056	102.790	-79,97
FRANCE	2.602	76	-97,07	344.701	111.955	-67,52
GERMANY, FED. REP. OF	3	25	716,67	3.961	12.811	223,43
BELGIUM	1	-	-100,00	1.588	-	-100,00
DENMARK	218	809	271,95	13.230	2.916	-77,96
NORWAY	5	25	420,83	114.065	5.122	-95,51
FINLAND	-	2	-	-	21.689	-
IRELAND	765	3.507	358,43	249.430	1.019.174	308,60
GREECE	-	30	-	-	770	-
UKRAINE	-	6	-	-	106.902	-
MEDIA MAGNETIK DAN OPTIK	**73.931**	**79.765**	**7,89**	**2.144.374**	**957.656**	**-55,34**
JAPAN	49.427	48.783	-1,30	378.584	358.311	-5,35
HONG KONG	53	109	106,80	1.278	20.456	1.500,85
KOREA, REPUBLIC OF	16	-	-100,00	510	-	-100,00
TAIWAN	153	165	7,92	287	4.931	1.615,32
CHINA	474	7.010	1.380,02	17.575	49.106	179,41
THAILAND	755	274	-63,74	179.635	27.851	-84,50
SINGAPORE	5.545	2.033	-63,33	1.067.699	185.277	-82,65
PHILIPPINES	2	1.126	60.122,51	193	79.411	41.107,51
MALAYSIA	37	36	-3,10	1.532	4.488	192,94
VIET NAM	761	34	-95,55	9.404	2.110	-77,56
INDIA	-	1.327	-	-	23.881	-
SOUTH AFRICA	1	-	-100,00	25	-	-100,00
AUSTRALIA	153	0	-99,81	1.067	7	-99,35
EAST TIMOR	712	1.324	86,01	12.990	16.529	27,24
UNITED STATES	7.575	15.287	101,82	56.308	130.974	132,60
CANADA	1.031	-	-100,00	24.300	-	-100,00
UNITED KINGDOM	5.959	2.232	-62,55	358.775	53.970	-84,96
NETHERLANDS	15	3	-76,82	636	15	-97,57
FRANCE	75	3	-95,98	3.596	6	-99,83
GERMANY, FED. REP. OF	1	3	179,64	3.092	222	-92,83
ITALY	1.188	-	-100,00	26.892	-	-100,00
GREECE	-	15	-	-	111	-
PERALATAN IRADIASI/SINAR X, PERLENGKAPAN DAN SEJENISNYA	**42.314**	**34.795**	**-17,77**	**3.393.404**	**4.554.277**	**34,21**
JAPAN	1.396	317	-77,32	258.491	7.586	-97,07
HONG KONG	4	-	-100,00	5	-	-100,00
KOREA, REPUBLIC OF	786	468	-40,43	1.500	900	-40,00
CHINA	50	149	196,22	16.578	79.602	380,17
THAILAND	-	4.300	-	-	80.000	-
SINGAPORE	7.006	7.938	13,30	977.722	1.728.659	76,80
PHILIPPINES	1.243	-	-100,00	42.707	-	-100,00
MALAYSIA	5.179	11.563	123,27	142.511	100.000	-29,83
INDIA	15.430	-	-100,00	79.000	-	-100,00
KUWAIT	-	80	-	-	16.810	-
UNITED ARAB EMIRATES	-	100	-	-	13.808	-
SOUTH AFRICA	-	455	-	-	800	-
AUSTRALIA	2.880	30	-98,96	384.161	229	-99,94
EAST TIMOR	7	470	7.130,77	129	511	295,14
UNITED STATES	3.349	3.950	17,93	21.857	943.609	4.217,10
UNITED KINGDOM	238	106	-55,54	71.872	16.302	-77,32
FRANCE	1.154	448	-61,20	13.902	8.479	-39,01
GERMANY, FED. REP. OF	3.593	4.133	15,03	1.382.969	1.556.940	12,58
CZECH REPUBLIC	-	290	-	-	43	-

https://www.bps.go.id

TABEL 6. PERKEMBANGAN EKSPOR INDONESIA MENURUT KOMODITI DAN NEGARA TUJUAN
JANUARI - JUNI 2021 DAN 2022

KOMODITI / NEGARA TUJUAN	BERAT BERSIH (KG)		PERUB	NILAI FOB (US $)		PERUB
	JAN-JUN 2021	JAN-JUN 2022	%	JAN-JUN 2021	JAN-JUN 2022	%
(1)	(2)	(3)	(4)	(5)	(6)	(7)
TEROPONG DAN INSTRUMEN OPTIK BUKAN KACA MATA	**41.990**	**17.518**	**-58,28**	**953.492**	**2.127.751**	**123,15**
JAPAN	205	107	-47,73	27.946	32.216	15,28
HONG KONG	21	7	-67,49	837	198	-76,40
KOREA, REPUBLIC OF	172	56	-67,20	12.428	2.278	-81,67
TAIWAN	162	1.130	598,53	1.674	35.573	2.025,15
CHINA	1.747	348	-80,07	102.776	32.224	-68,65
THAILAND	43	2	-95,33	6.540	13	-99,80
SINGAPORE	2.262	1.193	-47,26	369.920	310.575	-16,04
PHILIPPINES	1	66	6.523,50	413	17.469	4.129,63
MALAYSIA	264	35	-86,76	6.953	1.885	-72,88
MYANMAR	2	-	-100,00	1.200	-	-100,00
VIET NAM	-	4	-	-	4.946	-
INDIA	-	874	-	-	67.420	-
PAKISTAN	1	0	-60,00	172	904	426,27
TURKEY	9.869	0	-100,00	35.421	12.347	-65,14
UNITED ARAB EMIRATES	-	3	-	-	27	-
EGYPT	8	511	6.604,63	20.000	141.320	606,60
ALGERIA	2.063	0	-100,00	2.694	1.630	-39,48
SOUTH AFRICA	0	0	-68,52	15	5.436	35.014,51
AUSTRALIA	22	1	-97,68	14.050	11	-99,92
EAST TIMOR	12	202	1.583,33	9	1.133	12.748,07
UNITED STATES	1.408	451	-67,98	246.992	100.398	-59,35
MEXICO	10.360	2.174	-79,02	883	248.583	28.041,88
ARGENTINA	8.734	0	-100,00	25.470	119.927	370,86
BRAZIL	4.169	6.325	51,72	5.950	342.616	5.658,59
ECUADOR	-	38	-	-	5.875	-
FRANCE	13	78	509,38	6.061	93.078	1.435,60
GERMANY, FED. REP. OF	3	350	13.900,00	4.553	307.012	6.643,69
AUSTRIA	112	-	-100,00	60	-	-100,00
NORWAY	-	1	-	-	280	-
IRELAND	338	30	-91,28	60.476	12.145	-79,92
POLAND	-	3.458	-	-	206.164	-
RUSSIA FEDERATION	-	75	-	-	24.068	-
PERALATAN FOTOGRAFI	**167.991**	**109.061**	**-35,08**	**44.465.014**	**25.394.488**	**-42,89**
JAPAN	63.539	48.096	-24,30	13.496.374	12.189.044	-9,69
HONG KONG	42.625	24.326	-42,93	15.783.609	7.473.903	-52,65
KOREA, REPUBLIC OF	3.648	17.726	385,90	1.273.239	974.714	-23,45
TAIWAN	1.140	75	-93,42	48.692	1.042	-97,86
CHINA	12.042	1.090	-90,95	3.592.952	319.167	-91,12
THAILAND	1.972	1.831	-7,15	452.484	229.727	-49,23
SINGAPORE	13.723	3.930	-71,37	2.793.853	974.487	-65,12
PHILIPPINES	3.123	3.875	24,10	638.818	1.006.662	57,58
MALAYSIA	753	451	-40,09	207.811	10.863	-94,77
MYANMAR	10	-	-100,00	5.928	-	-100,00
BRUNEI DARUSSALAM	4	15	280,20	242	25	-89,48
VIET NAM	699	48	-93,08	242.448	19.746	-91,86
BANGLADESH	-	8	-	-	729	-
TURKEY	-	8	-	-	3.042	-
UNITED ARAB EMIRATES	451	6	-98,76	124.912	38	-99,97
NIGERIA	13	-	-100,00	92	-	-100,00
AUSTRALIA	1.557	498	-68,02	487.799	72.966	-85,04
NEW ZEALAND	210	45	-78,57	78.710	17.507	-77,76
EAST TIMOR	204	377	84,80	3.694	6.689	81,09
UNITED STATES	13.830	885	-93,60	2.831.486	302.556	-89,31
CANADA	646	30	-95,36	213.941	12.890	-93,97
UNITED KINGDOM	8	-	-100,00	1.807	-	-100,00
NETHERLANDS	2.504	132	-94,72	555.393	115.033	-79,29
FRANCE	34	70	104,92	10.311	7.108	-31,07
GERMANY, FED. REP. OF	5.227	5.443	4,12	1.595.004	1.538.875	-3,52
SWITZERLAND	29	96	231,03	25.418	117.675	362,96
TABUNG ELEKTRON DAN KONEKTOR ELEKTRONIK	**905**	**620**	**-31,45**	**62.029**	**34.703**	**-44,05**
JAPAN	-	1	-	-	280	-
PAPUA NEW GUINEA	2	19	927,78	105	712	575,95
THAILAND	-	1	-	-	2	-
SINGAPORE	348	164	-52,97	36.141	7.938	-78,04
VIET NAM	-	163	-	-	1.134	-
NIGERIA	470	210	-55,32	6.085	2.207	-63,74
EAST TIMOR	39	-	-100,00	120	-	-100,00
UNITED STATES	46	63	37,55	19.578	22.431	14,57
PERALATAN LISTRIK	**252.156.667**	**241.419.546**	**-4,26**	**3.042.242.600**	**4.112.035.877**	**35,16**
JAPAN	39.976.904	35.521.513	-11,14	651.609.830	615.783.838	-5,50
HONG KONG	3.023.077	2.711.823	-10,30	65.891.624	89.525.150	35,87
KOREA, REPUBLIC OF	10.795.971	6.400.916	-40,71	86.265.702	64.564.324	-25,16
TAIWAN	4.454.756	4.114.882	-7,63	34.553.266	37.185.687	7,62
CHINA	4.062.683	4.372.363	7,62	107.337.092	126.229.373	17,60
MONGOLIA	1	143	12.911,73	16	3.785	23.854,24
MACAU	48.209	112.380	133,11	338.272	890.930	163,38
PAPUA NEW GUINEA	1.562.453	1.826.034	16,87	4.512.160	5.952.487	31,92

https://www.bps.go.id

TABEL 6. PERKEMBANGAN EKSPOR INDONESIA MENURUT KOMODITI DAN NEGARA TUJUAN
JANUARI - JUNI 2021 DAN 2022

KOMODITI / NEGARA TUJUAN	BERAT BERSIH (KG)		PERUB	NILAI FOB (US $)		PERUB
	JAN-JUN 2021	JAN-JUN 2022	%	JAN-JUN 2021	JAN-JUN 2022	%
(1)	(2)	(3)	(4)	(5)	(6)	(7)
THAILAND	13.609.040	12.188.355	-10,44	141.681.579	139.486.185	-1,55
SINGAPORE	16.616.594	24.750.410	48,95	446.688.374	1.095.697.632	145,29
PHILIPPINES	12.105.581	8.978.636	-25,83	67.674.433	57.705.438	-14,73
MALAYSIA	11.078.413	9.406.055	-15,10	74.237.098	104.959.594	41,38
MYANMAR	308.640	406.420	31,68	1.388.122	2.403.634	73,16
CAMBODIA	1.084.753	665.042	-38,69	6.640.273	5.220.031	-21,39
BRUNEI DARUSSALAM	139.647	291.589	108,80	886.359	2.645.893	198,51
LAO PEOPLE'S DEM. REP.	115.388	186.321	61,47	793.028	20.482.834	2.482,86
NEPAL	53.326	628	-98,82	166.810	12.169	-92,70
BHUTAN	-	247.790	-	-	1.300.580	-
VIET NAM	11.713.748	9.901.206	-15,47	95.348.049	88.432.576	-7,25
MALDIVES	53.314	28.030	-47,42	307.068	155.183	-49,46
INDIA	8.622.023	9.443.410	9,53	62.277.099	68.919.353	10,67
PAKISTAN	460.285	439.315	-4,56	4.984.404	5.426.075	8,86
BANGLADESH	415.556	1.333.291	220,85	1.981.204	8.224.989	315,15
SRI LANKA	229.371	149.144	-34,98	938.291	947.718	1,00
IRAQ	826.650	427.881	-48,24	5.736.086	1.925.910	-66,42
IRAN (ISLAMIC REPUBLIC OF)	185.749	124.117	-33,18	625.975	411.360	-34,28
SAUDI ARABIA	2.334.818	2.249.662	-3,65	9.829.628	10.507.413	6,90
ISRAEL	410.530	546.524	33,13	1.661.683	2.426.600	46,03
KUWAIT	664.777	226.321	-65,96	1.568.995	773.192	-50,72
JORDAN	142.981	171.016	19,61	659.217	1.159.809	75,94
LEBANON	90.111	176.957	96,38	249.842	687.039	174,99
YEMEN	1.319.265	141.816	-89,25	4.014.059	675.889	-83,16
OMAN	365.041	354.367	-2,92	1.156.468	1.535.289	32,76
TURKEY	433.667	277.232	-36,07	4.064.420	3.303.916	-18,71
UNITED ARAB EMIRATES	5.120.954	8.103.920	58,25	28.190.352	36.970.025	31,14
QATAR	336.557	415.516	23,46	1.396.836	2.314.139	65,67
BAHRAIN	175.485	138.816	-20,90	617.077	628.987	1,93
CYPRUS	83.464	74.390	-10,87	282.689	554.987	96,32
EGYPT	2.196.109	1.301.436	-40,74	10.160.463	14.568.807	43,39
LIBYAN ARAB JAMAHIRIYA	257.531	103.245	-59,91	931.723	618.175	-33,65
MOROCCO	552.769	393.970	-28,73	2.735.935	2.481.312	-9,31
TUNISIA	114.267	56.341	-50,69	329.514	313.232	-4,94
ALGERIA	372.810	591.941	58,78	2.165.572	3.316.233	53,13
SUDAN	3.846.010	3.574.557	-7,06	8.880.847	8.248.979	-7,11
ETHIOPIA	267.131	549.101	105,56	866.284	2.697.865	211,43
TANZANIA, UNITED REP. OF	485.894	479.796	-1,25	1.116.161	1.305.505	16,96
MADAGASCAR	15.518	27.403	76,58	32.132	131.756	310,05
SOMALIA	373.464	248.191	-33,54	1.276.536	1.012.460	-20,69
KENYA	930.268	671.524	-27,81	2.845.651	3.256.850	14,45
REUNION	1.113	8.610	673,58	2.591	37.285	1.338,87
MOZAMBIQUE	112.212	18.474	-83,54	275.174	62.925	-77,13
EQUATORIAL GUINEA	71.820	46.913	-34,68	132.620	139.663	5,31
TOGO	4.675	18.457	294,80	18.062	134.257	643,30
GHANA	194.550	177.138	-8,95	810.077	1.190.333	46,94
LIBERIA	3.719	11.149	199,78	18.718	160.285	756,29
GUINEA	16.311	9.546	-41,47	34.138	56.468	65,41
ANGOLA	9	4.316	47.852,68	11.509	33.604	191,99
CONGO	24.334	12.699	-47,81	69.141	65.829	-4,79
CAMEROON	11.200	42.908	283,11	79.083	342.100	332,58
NIGERIA	1.375.488	904.887	-34,21	4.867.419	4.198.326	-13,75
GABON	5.246	72	-98,63	20.227	3.866	-80,88
COTE D'IVOIRE	8.100	55	-99,33	27.130	113	-99,58
SENEGAL	668.218	502.557	-24,79	2.854.248	2.571.337	-9,91
MAURITANIA	2.700	3.211	18,94	106.691	499.608	368,28
BENIN	746.252	42.156	-94,35	4.032.214	240.496	-94,04
BURKINA FASO	288.762	52.250	-81,91	1.318.414	251.776	-80,90
GAMBIA	9.723	64.869	567,20	33.500	297.057	786,73
SEYCHELLES	17.615	40.274	128,64	42.564	105.834	148,65
UGANDA	12.395	20	-99,84	34.383	95	-99,72
CENTRAL AFRICAN REPUBLIC	-	25	-	-	1.475	-
NIGER	14.125	-	-100,00	341.275	-	-100,00
DJIBOUTI	263.705	129.979	-50,71	650.324	453.380	-30,28
SOUTH AFRICA	365.976	155.340	-57,55	3.527.115	1.988.470	-43,62
ZAMBIA	-	4.287	-	-	26.370	-
BURUNDI	69.887	68.569	-1,89	228.882	250.404	9,40
MAURITIUS	51.293	15.722	-69,35	182.343	101.927	-44,10
MAYOTTE	105	-	-100,00	276	-	-100,00
DEMOCRATIC REP. OF THE CONGO	51.077	25.580	-49,92	179.539	143.153	-20,27
AUSTRALIA	4.258.466	3.644.654	-14,41	22.972.213	30.194.982	31,44
NEW ZEALAND	1.020.918	1.530.258	49,89	4.906.434	10.706.457	118,21
GUAM	1	-	-100,00	124	-	-100,00
NEW CALEDONIA	14.989	10	-99,93	36.813	7	-99,98
NORTHERN MARIANA ISLANDS	1.172	-	-100,00	13.553	-	-100,00
VANUATU	27.058	25.710	-4,98	68.090	67.764	-0,48
WALLIS AND FUTUNA ISLANDS	-	145	-	-	72	-
FIJI	139.669	223.472	60,00	434.413	774.996	78,40
KIRIBATI	1.291	764	-40,84	29.188	6.246	-78,60
MARSHALL ISLANDS	-	120	-	-	500	-
SAMOA	22.083	13.555	-38,62	54.139	35.053	-35,25
SOLOMON ISLANDS	165.950	79.911	-51,85	648.887	334.254	-48,49
TONGA	48.435	24.255	-49,92	117.173	57.963	-50,53

https://www.bps.go.id

TABEL 6. PERKEMBANGAN EKSPOR INDONESIA MENURUT KOMODITI DAN NEGARA TUJUAN
JANUARI - JUNI 2021 DAN 2022

KOMODITI / NEGARA TUJUAN	BERAT BERSIH (KG)		PERUB	NILAI FOB (US $)		PERUB
	JAN-JUN 2021	JAN-JUN 2022	%	JAN-JUN 2021	JAN-JUN 2022	%
(1)	(2)	(3)	(4)	(5)	(6)	(7)
EAST TIMOR	990.975	1.143.360	15,38	2.374.838	3.466.958	45,99
UNITED STATES	37.544.978	40.509.207	7,90	488.195.291	848.682.967	73,84
CANADA	1.206.900	1.380.522	14,39	15.763.777	28.076.689	78,11
MEXICO	2.604.590	2.667.136	2,40	46.751.622	54.565.874	16,71
GUATEMALA	869.178	233.151	-73,18	3.968.476	1.263.819	-68,15
HONDURAS	76.483	48.206	-36,97	280.455	308.956	10,16
NICARAGUA	74.632	62.421	-16,36	284.562	402.013	41,27
PANAMA	260.398	196.197	-24,66	1.659.913	2.273.212	36,95
SURINAME	60.141	73.784	22,69	147.945	186.348	25,96
CHILE	1.359.774	1.306.227	-3,94	6.532.167	6.381.329	-2,31
VENEZUELA	80.592	46.638	-42,13	223.420	251.088	12,38
ARGENTINA	603.646	587.858	-2,62	5.623.499	8.466.660	50,56
BRAZIL	4.895.821	3.427.945	-29,98	102.607.405	62.583.633	-39,01
COLOMBIA	803.981	841.178	4,63	2.631.727	3.301.267	25,44
BOLIVIA	401	2.499	522,37	19.093	38.336	100,79
URUGUAY	37.503	11.656	-68,92	421.523	209.833	-50,22
PARAGUAY	203.593	97.883	-51,92	629.086	465.623	-25,98
ECUADOR	67.137	127.009	89,18	292.477	1.188.546	306,37
PERU	1.029.331	863.821	-16,08	5.454.097	5.015.670	-8,04
GUYANA	26.373	14.812	-43,84	76.734	65.175	-15,06
TRINIDAD AND TOBAGO	18.102	8.620	-52,38	64.187	56.006	-12,75
JAMAICA	13.763	191	-98,61	48.598	4.902	-89,91
PUERTO RICO	24.106	45	-99,81	52.016	1.491	-97,13
DOMINICAN REPUBLIC	110.146	31.992	-70,95	450.380	199.793	-55,64
EL SALVADOR	103.810	63.228	-39,09	426.096	339.617	-20,30
COSTA RICA	183.563	16.943	-90,77	1.095.303	244.722	-77,66
HAITI	97.224	89.179	-8,27	424.773	349.466	-17,73
BARBADOS	20.462	18.648	-8,87	39.307	40.674	3,48
ARUBA	-	328	-	-	3.340	-
BERMUDA	50	0	-99,54	5.900	18	-99,70
CAYMAN ISLANDS	10	-	-100,00	81	-	-100,00
FRENCH POLYNESIA	7.072	3.455	-51,15	33.470	17.208	-48,59
MARTINIQUE	211	1	-99,72	2.862	20	-99,29
NETHERLANDS ANTILLES	4.881	43	-99,12	21.513	86	-99,60
SAINT LUCIA	17.222	-	-100,00	39.386	-	-100,00
GUADELOUPE	58	10	-82,76	326	571	75,09
UNITED KINGDOM	5.639.170	4.024.368	-28,64	28.953.934	21.836.073	-24,58
NETHERLANDS	2.773.571	2.362.402	-14,82	63.070.353	60.135.241	-4,65
FRANCE	4.722.204	4.230.439	-10,41	91.915.611	109.040.738	18,63
GERMANY, FED. REP. OF	773.283	883.783	14,29	12.640.697	17.453.798	38,08
AUSTRIA	1.663	8.080	385,79	26.042	130.493	401,09
BELGIUM	508.209	588.211	15,74	3.907.595	6.966.029	78,27
SWITZERLAND	90.553	77.201	-14,75	1.476.844	1.503.354	1,80
LUXEMBOURG	-	2	-	-	242	-
DENMARK	11.454	28.813	151,54	229.549	447.064	94,76
NORWAY	11.218	222	-98,02	127.808	10.545	-91,75
SWEDEN	361.012	186.949	-48,22	2.299.792	637.960	-72,26
FINLAND	44.823	42.447	-5,30	342.191	278.712	-18,55
IRELAND	6.054	11.854	95,82	593.528	1.037.868	74,86
ITALY	2.233.409	2.193.118	-1,80	12.129.865	15.470.177	27,54
SPAIN	869.464	1.531.026	76,09	9.405.416	15.192.739	61,53
PORTUGAL	72.020	106.712	48,17	384.831	891.572	131,68
GREECE	1.036.570	810.935	-21,77	2.555.388	2.785.970	9,02
HUNGARY	906.017	873.093	-3,63	18.584.316	22.438.868	20,74
POLAND	2.517.292	4.181.176	66,10	63.501.255	72.185.338	13,68
ROMANIA	549.152	725.759	32,16	5.056.216	6.634.296	31,21
BULGARIA	49.016	28.451	-41,96	213.038	244.553	14,79
ALBANIA	9.827	360	-96,34	46.578	388	-99,17
AZERBAIJAN	20	-	-100,00	1.845	-	-100,00
KAZAKHSTAN	171.600	118.805	-30,77	958.910	794.374	-17,16
KYRGYZSTAN	30	8.660	28.766,67	43	44.928	104.555,16
UKRAINE	55.010	4.400	-92,00	149.212	15.552	-89,58
UZBEKISTAN	273.711	66.850	-75,58	1.014.340	349.943	-65,50
LITHUANIA	1.625	50.314	2.996,47	265.507	360.408	35,74
LATVIA	2.413	1.722	-28,63	159.333	140.496	-11,82
ESTONIA	-	0	-	-	3	-
GEORGIA	214.580	221.581	3,26	763.050	1.258.112	64,88
CROATIA	23.871	4.515	-81,09	249.187	19.956	-91,99
MALTA	0	29	28.900,00	2	178	9.554,24
SLOVAKIA	389.887	305.332	-21,69	7.822.463	7.142.039	-8,70
SLOVENIA	1.185	-	-100,00	40.871	-	-100,00
CZECH REPUBLIC	509.661	530.333	4,06	8.033.837	8.363.513	4,10
REP. OF MACEDONIA	4.515	-	-100,00	20.881	-	-100,00
RUSSIA FEDERATION	1.398.460	528.799	-62,19	21.559.143	10.110.273	-53,10
SERBIA	270	3.964	1.368,06	9.815	146.256	1.390,12
MONTENEGRO	4.548	-	-100,00	18.026	-	-100,00
PERALATAN RUMAH TANGGA	**613.537**	**587.701**	**-4,21**	**3.719.286**	**3.936.144**	**5,83**
JAPAN	371	792	113,37	3.736	8.171	118,69
HONG KONG	22.660	10.923	-51,80	234.505	116.026	-50,52
CHINA	11	33	195,45	16	55	253,33
MACAU	4.500	5.250	16,67	32.833	43.204	31,59
THAILAND	27.912	13.435	-51,87	221.047	90.587	-59,02

https://www.bps.go.id

TABEL 6. PERKEMBANGAN EKSPOR INDONESIA MENURUT KOMODITI DAN NEGARA TUJUAN
JANUARI - JUNI 2021 DAN 2022

KOMODITI / NEGARA TUJUAN	BERAT BERSIH (KG)		PERUB	NILAI FOB (US $)		PERUB
	JAN-JUN 2021	JAN-JUN 2022	%	JAN-JUN 2021	JAN-JUN 2022	%
(1)	(2)	(3)	(4)	(5)	(6)	(7)
SINGAPORE	116.892	68.437	-41,45	707.030	558.151	-21,06
PHILIPPINES	86.729	69.733	-19,60	469.011	377.356	-19,54
MALAYSIA	91.386	151.761	66,07	617.862	1.081.671	75,07
MYANMAR	6.714	7.061	5,17	38.113	46.774	22,72
CAMBODIA	1.934	6.639	243,27	17.802	85.873	382,38
BRUNEI DARUSSALAM	-	5.000	-	-	4.356	-
NEPAL	1.238	805	-34,98	12.179	13.266	8,92
VIET NAM	8.397	11.882	41,50	61.282	103.154	68,33
MALDIVES	1.481	3.761	153,98	2.185	26.605	1.117,51
INDIA	2.854	3.306	15,84	36.512	52.007	42,44
BANGLADESH	3.682	233	-93,67	21.741	1.466	-93,26
SRI LANKA	16.630	14.551	-12,50	76.259	67.091	-12,02
SAUDI ARABIA	51	21	-58,82	800	1.075	34,37
ISRAEL	1.020	-	-100,00	11.900	-	-100,00
KUWAIT	2.602	2.914	11,99	11.969	14.963	25,01
OMAN	57.421	40.472	-29,52	293.669	218.331	-25,65
TURKEY	2.045	-	-100,00	37.946	-	-100,00
UNITED ARAB EMIRATES	28.438	27.378	-3,73	152.140	152.394	0,17
BAHRAIN	8.188	85	-98,96	40.207	1.074	-97,33
KENYA	102	-	-100,00	679	-	-100,00
GUINEA	5	-	-100,00	19	-	-100,00
CAMEROON	13.966	-	-100,00	40.056	-	-100,00
NIGERIA	16.438	51.400	212,69	58.390	211.795	262,72
COTE D'IVOIRE	-	4	-	-	18	-
SENEGAL	-	10	-	-	70	-
GAMBIA	2	-	-100,00	29	-	-100,00
MAURITIUS	9.366	11.025	17,71	57.148	76.858	34,49
NEW ZEALAND	480	-	-100,00	6.242	-	-100,00
FIJI	462	-	-100,00	1.960	-	-100,00
KIRIBATI	1.938	10.697	451,94	10.331	17.161	66,11
EAST TIMOR	44.583	28.908	-35,16	42.786	49.187	14,96
UNITED STATES	1.953	2.191	12,21	23.531	24.666	4,82
CANADA	-	156	-	-	1.938	-
FRENCH POLYNESIA	629	166	-73,61	11.951	1.856	-84,47
FRANCE	1	-	-100,00	15	-	-100,00
GERMANY, FED. REP. OF	5.025	6.267	24,72	62.634	74.884	19,56
BELGIUM	24.772	32.247	30,18	289.834	408.090	40,80
SWITZERLAND	-	150	-	-	5.573	-
SWEDEN	-	12	-	-	398	-
IRELAND	660	-	-100,00	12.936	-	-100,00
KABEL SERAT OPTIK	**105.433**	**350.130**	**232,09**	**10.344.633**	**17.251.394**	**66,77**
KOREA, REPUBLIC OF	0	-	-100,00	282	-	-100,00
TAIWAN	-	27	-	-	16.062	-
CHINA	6.170	10.326	67,37	6.479.161	7.203.568	11,18
THAILAND	-	43	-	-	400	-
SINGAPORE	10	145	1.348,10	100	4.284	4.184,26
PHILIPPINES	1	0	-98,52	797	3	-99,57
VIET NAM	-	0	-	-	632	-
INDIA	57.825	37.688	-34,82	2.012.019	1.912.406	-4,95
TURKEY	-	8.835	-	-	476.165	-
MOROCCO	-	24.730	-	-	1.205.916	-
SOUTH AFRICA	13.433	-	-100,00	811.332	-	-100,00
AUSTRALIA	-	0	-	-	3	-
UNITED STATES	1	47	4.127,27	13.166	410	-96,88
BRAZIL	27.857	17.208	-38,23	1.017.075	810.719	-20,29
FRANCE	1	221.922	27.740.150,00	102	4.684.466	4.604.295,91
GERMANY, FED. REP. OF	135	20.268	14.913,33	10.600	436.419	4.017,16
POLAND	-	8.892	-	-	499.939	-
MESIN UNTUK KEPERLUAN UMUM	**116.558.757**	**122.135.599**	**4,78**	**1.023.736.094**	**1.162.213.862**	**13,53**
JAPAN	9.325.739	10.676.202	14,48	115.824.465	138.997.406	20,01
HONG KONG	524.547	543.700	3,65	6.799.903	6.316.100	-7,11
KOREA, REPUBLIC OF	4.179.925	3.841.006	-8,11	26.559.688	27.365.561	3,03
TAIWAN	1.279.285	1.074.602	-16,00	7.527.535	7.080.496	-5,94
CHINA	5.932.192	3.965.011	-33,16	51.874.884	41.905.237	-19,22
MONGOLIA	-	182	-	-	18.026	-
PAPUA NEW GUINEA	79.776	88.426	10,84	773.651	710.826	-8,12
THAILAND	20.274.517	24.927.162	22,95	110.525.126	145.795.186	31,91
SINGAPORE	11.825.191	24.041.260	103,31	135.557.659	226.884.981	67,37
PHILIPPINES	2.881.682	2.351.196	-18,41	23.707.418	18.565.470	-21,69
MALAYSIA	2.531.329	2.528.437	-0,11	27.569.653	27.898.345	1,19
MYANMAR	306.812	1.233.947	302,18	2.499.932	9.086.486	263,47
CAMBODIA	47.421	130.185	174,53	510.552	3.510.258	587,54
BRUNEI DARUSSALAM	5.565	16.562	197,62	112.312	337.896	200,85
LAO PEOPLE'S DEM. REP.	2.226	182	-91,85	96.288	15.233	-84,18
NEPAL	1.559	41	-97,38	17.751	1.210	-93,19
BHUTAN	-	8	-	-	221	-
VIET NAM	6.378.304	4.103.172	-35,67	46.617.729	38.427.124	-17,57
MALDIVES	67.233	25.430	-62,18	145.996	107.057	-26,67
INDIA	2.114.023	2.047.078	-3,17	21.637.177	19.941.519	-7,84
PAKISTAN	685.284	685.763	0,07	6.221.193	8.616.786	38,51
BANGLADESH	605.952	180.521	-70,21	3.218.712	3.507.798	8,98

https://www.bps.go.id

TABEL 6. PERKEMBANGAN EKSPOR INDONESIA MENURUT KOMODITI DAN NEGARA TUJUAN
JANUARI - JUNI 2021 DAN 2022

KOMODITI / NEGARA TUJUAN	BERAT BERSIH (KG)		PERUB	NILAI FOB (US $)		PERUB
	JAN-JUN 2021	JAN-JUN 2022	%	JAN-JUN 2021	JAN-JUN 2022	%
(1)	(2)	(3)	(4)	(5)	(6)	(7)
SRI LANKA	261.911	216.546	-17,32	1.542.977	1.165.001	-24,50
IRAQ	314.294	5.734	-98,18	1.505.371	56.689	-96,23
IRAN (ISLAMIC REPUBLIC OF)	52.008	-	-100,00	365.016	-	-100,00
SAUDI ARABIA	360.568	399.691	10,85	3.570.236	4.304.218	20,56
ISRAEL	4.249	25.136	491,59	24.950	165.622	563,81
KUWAIT	17.791	436.160	2.351,54	133.200	6.472.182	4.759,01
JORDAN	2.725	16.437	503,27	40.905	97.955	139,47
LEBANON	56.330	234.655	316,57	75.139	175.570	133,66
YEMEN	89.991	68.742	-23,61	413.395	495.357	19,83
OMAN	15.585	169.639	988,48	180.084	1.615.708	797,20
TURKEY	484.712	554.768	14,45	7.556.134	10.664.258	41,13
UNITED ARAB EMIRATES	3.560.877	1.580.739	-55,61	10.288.564	10.772.702	4,71
QATAR	70.068	57.330	-18,18	378.363	783.104	106,97
BAHRAIN	109.474	24.836	-77,31	627.545	452.149	-27,95
EGYPT	66.216	198.505	199,78	614.652	662.731	7,82
LIBYAN ARAB JAMAHIRIYA	97	-	-100,00	1.000	-	-100,00
MOROCCO	16.645	651	-96,09	101.676	2.706	-97,34
TUNISIA	402	2.897	620,54	4.098	21.342	420,78
ALGERIA	44.937	82.136	82,78	383.422	648.546	69,15
SUDAN	584.608	404.947	-30,73	2.574.066	2.180.604	-15,29
NAMIBIA	-	39	-	-	1.040	-
ETHIOPIA	759	32.293	4.156,91	22.361	73.951	230,71
TANZANIA, UNITED REP. OF	-	24.974	-	-	198.068	-
MADAGASCAR	8.094	26	-99,68	52.418	282	-99,46
SOMALIA	4.300	7.000	62,79	34.100	78.403	129,92
KENYA	35.908	41.783	16,36	193.049	261.150	35,28
MOZAMBIQUE	-	4.248	-	-	56.343	-
BOTSWANA	-	100.215	-	-	897.249	-
TOGO	38	-	-100,00	77	-	-100,00
GHANA	26.056	58.972	126,33	172.877	541.919	213,47
LIBERIA	29.243	31.674	8,31	270.674	128.925	-52,37
GUINEA	199	176	-11,56	618	23.155	3.646,13
ANGOLA	675	15.860	2.250,40	39.804	1.598.573	3.916,11
CONGO	30	29	-4,93	105	990	842,78
CAMEROON	140	-	-100,00	4.700	-	-100,00
NIGERIA	231.053	136.381	-40,97	1.382.083	778.501	-43,67
SIERRA LEONE	44	2.597	5.870,11	238	51.228	21.415,12
GABON	2.371	23.334	884,25	37.079	268.834	625,03
COTE D'IVOIRE	18.700	4.094	-78,10	296.355	62.358	-78,96
SENEGAL	2.479	8.319	235,57	12.510	79.841	538,21
MAURITANIA	-	942.854	-	-	14.046.975	-
MALI	377	1.445	283,32	15.752	55.688	253,54
BENIN	816	41	-94,98	4.032	98	-97,58
BURKINA FASO	7.480	3.446	-53,93	118.542	52.077	-56,07
GAMBIA	4	-	-100,00	46	-	-100,00
SEYCHELLES	-	4.344	-	-	29.544	-
UGANDA	320	41.909	12.996,52	2.226	183.421	8.139,55
CENTRAL AFRICAN REPUBLIC	-	175	-	-	750	-
NIGER	6.783	-	-100,00	155.798	-	-100,00
SOUTH AFRICA	407.170	464.445	14,07	3.966.263	5.078.186	28,03
ZAMBIA	-	8.436	-	-	40.683	-
MAURITIUS	24.341	27.487	12,93	162.834	178.590	9,68
MAYOTTE	0	-	-100,00	143	-	-100,00
DEMOCRATIC REP. OF THE CONGO	117	-	-100,00	176	-	-100,00
AUSTRALIA	2.592.427	1.926.166	-25,70	49.849.727	22.646.434	-54,57
NEW ZEALAND	150.757	66.823	-55,67	1.241.982	541.161	-56,43
NEW CALEDONIA	0	19	4.309,09	93	188	102,04
FIJI	2.576	1.580	-38,66	23.043	14.288	-37,99
KIRIBATI	-	120	-	-	775	-
SOLOMON ISLANDS	4.480	1.242	-72,29	82.155	28.599	-65,19
EAST TIMOR	480.964	472.620	-1,73	1.500.985	2.392.695	59,41
UNITED STATES	25.631.390	19.100.661	-25,48	206.607.844	181.453.053	-12,18
CANADA	220.725	1.309.487	493,27	15.067.877	29.129.798	93,32
MEXICO	1.117.159	956.466	-14,38	14.157.333	10.524.428	-25,66
GUATEMALA	49.950	155.583	211,48	373.393	623.984	67,11
HONDURAS	13.891	19.426	39,85	72.314	180.315	149,35
NICARAGUA	1.472	2.098	42,51	7.857	16.940	115,61
PANAMA	46.246	104.403	125,75	314.062	828.567	163,82
CHILE	250.431	334.882	33,72	2.503.850	3.225.235	28,81
VENEZUELA	601.779	-	-100,00	3.444.213	-	-100,00
ARGENTINA	177.229	142.514	-19,59	4.887.874	3.736.245	-23,56
BRAZIL	923.122	777.365	-15,79	10.145.058	9.470.937	-6,64
COLOMBIA	51.910	146.280	181,80	424.666	1.297.679	205,58
BOLIVIA	15.471	-	-100,00	66.621	-	-100,00
URUGUAY	1.828	2.955	61,65	10.822	18.314	69,23
PARAGUAY	62.582	69.282	10,71	401.994	436.959	8,70
ECUADOR	746.342	897.992	20,32	3.199.946	4.186.604	30,83
PERU	227.213	250.345	10,18	1.444.317	1.729.466	19,74
GUYANA	7.859	7.386	-6,02	45.718	76.070	66,39
TRINIDAD AND TOBAGO	20.114	51.632	156,70	92.282	242.637	162,93
JAMAICA	-	2	-	-	128	-
DOMINICAN REPUBLIC	101.305	191.201	88,74	592.061	1.159.815	95,89
EL SALVADOR	6.469	11.545	78,46	78.329	164.820	110,42

https://www.bps.go.id

TABEL 6. PERKEMBANGAN EKSPOR INDONESIA MENURUT KOMODITI DAN NEGARA TUJUAN
JANUARI - JUNI 2021 DAN 2022

KOMODITI / NEGARA TUJUAN	BERAT BERSIH (KG)		PERUB	NILAI FOB (US $)		PERUB
	JAN-JUN 2021	JAN-JUN 2022	%	JAN-JUN 2021	JAN-JUN 2022	%
(1)	(2)	(3)	(4)	(5)	(6)	(7)
COSTA RICA	6.505	10.960	68,49	76.417	126.195	65,14
HAITI	4.244	-	-100,00	31.260	-	-100,00
UNITED KINGDOM	250.413	231.442	-7,58	5.744.465	23.601.136	310,85
NETHERLANDS	859.804	789.388	-8,19	16.787.166	16.170.133	-3,68
FRANCE	741.738	631.245	-14,90	6.748.609	5.586.499	-17,22
GERMANY, FED. REP. OF	1.689.052	1.784.559	5,65	22.899.093	25.767.432	12,53
AUSTRIA	55.733	65.419	17,38	427.353	505.798	18,36
BELGIUM	771.206	751.478	-2,56	5.811.012	7.942.003	36,67
SWITZERLAND	74.652	93.271	24,94	464.697	860.615	85,20
LUXEMBOURG	-	11	-	-	757	-
DENMARK	1.629	3.817	134,31	105.174	62.557	-40,52
NORWAY	1.225	8.424	587,54	20.095	221.068	1.000,10
SWEDEN	169.224	143.488	-15,21	1.687.330	2.209.519	30,95
FINLAND	44.563	14.208	-68,12	358.916	105.497	-70,61
IRELAND	5.892	8.541	44,94	49.646	62.745	26,39
ITALY	568.852	490.674	-13,74	8.834.519	4.978.805	-43,64
SPAIN	90.492	145.676	60,98	519.419	683.679	31,62
PORTUGAL	4.194	3.666	-12,60	21.995	22.517	2,37
GREECE	90.560	93.022	2,72	475.451	527.446	10,94
HUNGARY	21.360	5.725	-73,20	226.391	214.309	-5,34
POLAND	188.775	259.864	37,66	1.413.176	2.010.270	42,25
ROMANIA	120	206	71,11	3.549	1.436	-59,53
BULGARIA	5.769	-	-100,00	42.593	-	-100,00
ALBANIA	8.010	32.201	302,00	50.165	145.053	189,15
ARMENIA	296	-	-100,00	7.933	-	-100,00
AZERBAIJAN	-	50	-	-	3.205	-
KAZAKHSTAN	13.371	10.907	-18,43	174.297	149.617	-14,16
KYRGYZSTAN	10	-	-100,00	25	-	-100,00
UKRAINE	72	180	150,00	52	145	179,82
UZBEKISTAN	30	-	-100,00	255	-	-100,00
LITHUANIA	4.210	-	-100,00	41.452	-	-100,00
LATVIA	65.474	82.228	25,59	405.508	497.260	22,63
ESTONIA	383	-	-100,00	300	-	-100,00
MALTA	5	-	-100,00	3.468	-	-100,00
SLOVENIA	1.049	838	-20,15	40.053	29.433	-26,52
CZECH REPUBLIC	39.853	83.605	109,79	882.400	1.437.962	62,96
RUSSIA FEDERATION	1.304.752	461.032	-64,67	7.617.502	3.455.728	-54,63
SERBIA	5	3.187	61.190,38	4.664	116.423	2.396,31
MESIN UNTUK KEPERLUAN KHUSUS	**115.175.002**	**141.696.154**	**23,03**	**637.188.779**	**758.786.920**	**19,08**
JAPAN	7.388.884	11.341.590	53,50	40.001.705	54.555.040	36,38
HONG KONG	275.314	86.033	-68,75	1.436.212	2.042.908	42,24
KOREA, REPUBLIC OF	6.166.687	6.606.103	7,13	11.310.996	13.553.162	19,82
TAIWAN	796.798	461.826	-42,04	4.534.686	2.647.824	-41,61
CHINA	1.769.320	7.588.516	328,89	14.458.418	12.224.303	-15,45
MONGOLIA	496	-	-100,00	2.459	-	-100,00
MACAU	-	45	-	-	175	-
PAPUA NEW GUINEA	729.057	742.443	1,84	4.643.259	3.044.556	-34,43
THAILAND	10.616.763	11.502.152	8,34	62.582.237	71.747.342	14,64
SINGAPORE	10.519.017	10.797.893	2,65	82.203.241	90.339.553	9,90
PHILIPPINES	3.804.828	3.285.324	-13,65	32.620.963	32.952.832	1,02
MALAYSIA	5.528.804	7.210.615	30,42	22.963.340	35.955.138	56,58
MYANMAR	1.588.055	2.078.872	30,91	6.794.786	14.422.748	112,26
CAMBODIA	1.629.618	801.833	-50,80	6.504.642	5.818.069	-10,56
BRUNEI DARUSSALAM	15.947	10.093	-36,71	109.043	79.663	-26,94
LAO PEOPLE'S DEM. REP.	179.003	220.000	22,90	722.112	944.123	30,74
NEPAL	-	444	-	-	7.096	-
VIET NAM	3.375.598	5.181.550	53,50	12.399.100	17.688.268	42,66
MALDIVES	3	-	-100,00	609	-	-100,00
INDIA	1.117.059	1.948.389	74,42	6.311.911	11.176.428	77,07
PAKISTAN	565.045	119.595	-78,83	973.546	1.079.703	10,90
BANGLADESH	217.150	128.968	-40,61	1.955.737	5.161.398	163,91
SRI LANKA	169.336	100.195	-40,83	1.684.190	465.697	-72,35
IRAQ	-	4.335	-	-	23.250	-
IRAN (ISLAMIC REPUBLIC OF)	5.800	192.762	3.223,48	136.922	454.871	232,21
SAUDI ARABIA	74.294	425.311	472,47	258.496	3.321.615	1.184,98
ISRAEL	241	79	-67,15	57.592	3.736	-93,51
KUWAIT	1.011.231	258.201	-74,47	8.525.569	2.734.899	-67,92
JORDAN	250.055	18	-99,99	242.302	174	-99,93
LEBANON	49.000	72.614	48,19	25.000	24.200	-3,20
OMAN	273.868	20.879	-92,38	2.871.950	46.699	-98,37
TURKEY	1.723.835	76.594	-95,56	4.663.609	1.326.078	-71,57
UNITED ARAB EMIRATES	5.505.396	2.283.664	-58,52	8.226.866	4.948.900	-39,84
QATAR	44.099	7.572	-82,83	160.796	178.708	11,14
BAHRAIN	28.572	-	-100,00	253.165	-	-100,00
EGYPT	349.676	546.120	56,18	715.720	390.721	-45,41
MOROCCO	-	269	-	-	7.700	-
TUNISIA	-	251	-	-	18.601	-
ALGERIA	5.385	6.903	28,19	180.171	2.460	-98,63
SUDAN	2.361	11.605	391,48	25.021	89	-99,65
ETHIOPIA	900	34.000	3.677,78	2.220	80.024	3.504,69
TANZANIA, UNITED REP. OF	1.003.353	476.381	-52,52	3.043.324	1.638.322	-46,17
MADAGASCAR	-	5	-	-	878	-

https://www.bps.go.id

TABEL 6. PERKEMBANGAN EKSPOR INDONESIA MENURUT KOMODITI DAN NEGARA TUJUAN
JANUARI - JUNI 2021 DAN 2022

KOMODITI / NEGARA TUJUAN	BERAT BERSIH (KG)		PERUB	NILAI FOB (US $)		PERUB
	JAN-JUN 2021	JAN-JUN 2022	%	JAN-JUN 2021	JAN-JUN 2022	%
(1)	(2)	(3)	(4)	(5)	(6)	(7)
SOMALIA	-	1.500	-	-	16.800	-
KENYA	99.916	38.316	-61,65	296.150	109.988	-62,86
MOZAMBIQUE	400	-	-100,00	17.626	-	-100,00
TOGO	-	678	-	-	2.101	-
GHANA	368.446	3.250.734	782,28	858.962	17.648.751	1.954,66
LIBERIA	11.260	180.083	1.499,25	30.298	693.971	2.190,47
GUINEA	618.167	272.636	-55,90	1.529.901	660.261	-56,84
ANGOLA	140.255	417	-99,70	1.155.787	8.772	-99,24
CAMEROON	60	4.306	7.076,67	275	26.240	9.441,82
NIGERIA	454.308	146.063	-67,85	445.308	274.337	-38,39
SIERRA LEONE	5.478	5.110	-6,72	41.785	34.650	-17,08
GABON	-	35.351	-	-	120.654	-
COTE D'IVOIRE	587.937	728.717	23,94	1.673.063	2.322.303	38,81
SENEGAL	4.179	137.094	3.180,53	42.075	425.469	911,22
MAURITANIA	344.025	155.942	-54,67	728.635	769.533	5,61
BURKINA FASO	204.963	419.376	104,61	601.261	1.486.218	147,18
GAMBIA	4	-	-100,00	64	-	-100,00
SEYCHELLES	0	-	-100,00	85	-	-100,00
NIGER	818	-	-100,00	4.110	-	-100,00
SOUTH AFRICA	3.937.397	2.586.961	-34,30	12.127.331	13.380.660	10,33
ZIMBABWE	-	130.613	-	-	1.097.084	-
ZAMBIA	800	125.990	15.648,75	100.000	376.835	276,84
MAURITIUS	-	252	-	-	3.273	-
DEMOCRATIC REP. OF THE CONGO	266	-	-100,00	10.943	-	-100,00
AUSTRALIA	15.926.833	20.277.758	27,32	90.913.927	115.085.775	26,59
NEW ZEALAND	647.232	1.656.870	155,99	3.435.025	8.207.613	138,94
NEW CALEDONIA	-	21.470	-	-	91.962	-
FIJI	5.479	3.600	-34,29	38.935	90.000	131,15
KIRIBATI	-	900	-	-	1.749	-
SOLOMON ISLANDS	87.317	654	-99,25	364.082	12.828	-96,48
U.S MINOR OUTLYING ISLAND	-	328	-	-	6.436	-
EAST TIMOR	401.021	936.220	133,46	1.750.015	2.150.910	22,91
UNITED STATES	12.985.883	13.876.847	6,86	96.066.443	98.740.659	2,78
CANADA	7.138	54.259	660,17	201.373	525.149	160,78
MEXICO	406.513	572.056	40,72	8.945.673	2.419.376	-72,95
GUATEMALA	94.108	212.359	125,65	421.942	1.395.909	230,83
HONDURAS	1.567	39	-97,50	83.680	1.680	-97,99
NICARAGUA	10.190	0	-100,00	49.800	1.098	-97,80
PANAMA	123.104	3.099	-97,48	548.849	17.860	-96,75
SURINAME	17.755	16.349	-7,92	69.437	74.057	6,65
CHILE	1.469.319	1.654.858	12,63	8.542.904	5.539.241	-35,16
VENEZUELA	34.805	-	-100,00	174.743	-	-100,00
ARGENTINA	3.995	44.876	1.023,30	9.491	238.464	2.412,58
BRAZIL	1.611.131	2.276.257	41,28	12.232.290	17.425.427	42,45
COLOMBIA	265.927	24.060	-90,95	690.030	236.524	-65,72
URUGUAY	94	277	196,53	1.151	4.396	281,96
PARAGUAY	3.865	-	-100,00	18.976	-	-100,00
ECUADOR	11.858	496.528	4.087,46	35.803	115.479	222,54
PERU	113.984	1.917.178	1.581,98	297.264	4.142.173	1.293,43
GUYANA	12.000	-	-100,00	2.000	-	-100,00
TRINIDAD AND TOBAGO	-	8	-	-	2.544	-
DOMINICAN REPUBLIC	4	-	-100,00	490	-	-100,00
COSTA RICA	90	2.779	2.992,40	12.669	40.729	221,48
HAITI	-	15.525	-	-	133.157	-
FRENCH POLYNESIA	-	320	-	-	486	-
UNITED KINGDOM	666.611	476.830	-28,47	4.487.868	4.434.968	-1,18
NETHERLANDS	164.641	170.264	3,42	2.369.977	1.176.412	-50,36
FRANCE	455.625	580.094	27,32	6.061.545	7.858.997	29,65
GERMANY, FED. REP. OF	941.229	475.067	-49,53	11.683.623	5.999.710	-48,65
AUSTRIA	32	131.230	411.666,55	3.677	1.108.728	30.056,48
BELGIUM	457.223	1.609.004	251,91	3.992.264	9.192.415	130,26
SWITZERLAND	877	439	-50,00	88.419	34.136	-61,39
LUXEMBOURG	63	1	-99,20	6.072	9	-99,86
DENMARK	14.821	22.434	51,36	242.921	261.659	7,71
NORWAY	493	529	7,33	22.054	133.216	504,04
SWEDEN	-	906	-	-	10.071	-
FINLAND	13.629	117.704	763,60	54.185	910.275	1.579,94
IRELAND	31	20	-34,52	6.399	1.249	-80,47
ITALY	774.748	718.074	-7,32	5.697.501	6.053.057	6,24
SPAIN	1.073.239	1.452.087	35,30	3.196.627	4.620.982	44,56
PORTUGAL	-	60.712	-	-	442.364	-
GREECE	-	14.272	-	-	15.074	-
HUNGARY	1	70	8.650,00	229	3.356	1.362,45
ROMANIA	38	123.092	323.401,50	3.680	545.419	14.721,18
BULGARIA	1	-	-100,00	1.125	-	-100,00
ALBANIA	-	230	-	-	7.024	-
AZERBAIJAN	168	3	-98,51	7.350	364	-95,04
KAZAKHSTAN	-	13	-	-	26	-
MOLDOVA, REPUBLIC OF	6.542	-	-100,00	191.751	-	-100,00
LATVIA	218.497	1.485	-99,32	672.438	3.766	-99,44
ESTONIA	8.166	-	-100,00	279.610	-	-100,00
CROATIA	100	-	-100,00	207	-	-100,00
MALTA	0	-	-100,00	3	-	-100,00

https://www.bps.go.id

TABEL 6. PERKEMBANGAN EKSPOR INDONESIA MENURUT KOMODITI DAN NEGARA TUJUAN
JANUARI - JUNI 2021 DAN 2022

KOMODITI / NEGARA TUJUAN	BERAT BERSIH (KG)		PERUB	NILAI FOB (US $)		PERUB
	JAN-JUN 2021	JAN-JUN 2022	%	JAN-JUN 2021	JAN-JUN 2022	%
(1)	(2)	(3)	(4)	(5)	(6)	(7)
SLOVAKIA	7.019	360	-94,87	15.833	2.000	-87,37
CZECH REPUBLIC	250	331	32,15	1.431	8.351	483,74
RUSSIA FEDERATION	2.570.220	8.825.252	243,37	9.929.426	28.695.755	189,00
KENDARAAN BERMOTOR RODA 4 DAN LEBIH	**217.560.310**	**278.102.904**	**27,83**	**1.908.991.806**	**2.614.159.261**	**36,94**
JAPAN	11.025.110	12.480.578	13,20	109.467.846	126.053.982	15,15
HONG KONG	69.546	12.095	-82,61	439.000	93.942	-78,60
KOREA, REPUBLIC OF	46.215	48.220	4,34	537.466	582.822	8,44
TAIWAN	2.261.507	1.934.007	-14,48	24.800.228	19.835.274	-20,02
CHINA	523	79	-84,83	8.802	3.218	-63,44
MONGOLIA	2.100.000	-	-100,00	5.200.000	-	-100,00
PAPUA NEW GUINEA	494.332	126.360	-74,44	3.769.258	1.284.306	-65,93
THAILAND	17.381.593	19.049.240	9,59	159.415.292	174.499.932	9,46
SINGAPORE	583.395	201.787	-65,41	6.093.225	2.256.398	-62,97
PHILIPPINES	49.604.169	75.596.412	52,40	464.031.828	730.514.480	57,43
MALAYSIA	9.394.329	9.113.519	-2,99	76.370.374	76.883.552	0,67
MYANMAR	1.382.839	276.210	-80,03	11.373.098	1.871.874	-83,54
CAMBODIA	750.330	1.886.180	151,38	6.491.384	22.313.708	243,74
BRUNEI DARUSSALAM	1.881.462	1.436.990	-23,62	16.441.708	14.200.120	-13,63
LAO PEOPLE'S DEM. REP.	77.439	77.782	0,44	680.641	769.156	13,00
NEPAL	70.265	118.108	68,09	538.975	1.278.633	137,23
VIET NAM	32.395.965	29.030.788	-10,39	283.132.107	312.054.925	10,22
MALDIVES	8	-	-100,00	126	-	-100,00
INDIA	320.807	338.101	5,39	3.211.451	3.305.958	2,94
PAKISTAN	3.341.164	5.608.852	67,87	18.961.938	32.777.983	72,86
BANGLADESH	572.184	741.540	29,60	4.681.904	5.799.334	23,87
SRI LANKA	-	103.734	-	-	1.054.000	-
IRAQ	14.385	57.750	301,46	162.078	372.609	129,90
IRAN (ISLAMIC REPUBLIC OF)	6.667	-	-100,00	50.149	-	-100,00
SAUDI ARABIA	31.076.695	45.448.065	46,24	282.863.260	429.613.254	51,88
KUWAIT	2.748.865	3.689.575	34,22	26.546.260	34.951.889	31,66
JORDAN	-	370.000	-	-	3.669.385	-
LEBANON	120.560	588.435	388,08	1.172.591	5.175.369	341,36
YEMEN	49.400	82.110	66,21	439.398	767.983	74,78
OMAN	1.963.525	3.072.240	56,47	21.811.859	33.264.515	52,51
UNITED ARAB EMIRATES	8.149.122	10.827.214	32,86	75.952.676	105.630.657	39,07
QATAR	1.436.155	2.500.955	74,14	13.481.515	26.091.041	93,53
BAHRAIN	772.190	993.890	28,71	7.023.666	9.646.403	37,34
EGYPT	819.870	1.221.455	48,98	6.869.355	9.547.067	38,98
LIBYAN ARAB JAMAHIRIYA	22.880	1.127.805	4.829,22	274.131	12.467.373	4.447,96
MOROCCO	397.050	373.375	-5,96	3.216.019	3.594.753	11,78
TUNISIA	1.254.000	1.533.400	22,28	6.813.522	8.273.608	21,43
SUDAN	6.450	15.480	140,00	57.810	139.017	140,47
ETHIOPIA	-	129.000	-	-	1.032.650	-
TANZANIA, UNITED REP. OF	17.800	16.770	-5,79	137.826	155.792	13,04
MADAGASCAR	-	27.390	-	-	320.800	-
KENYA	-	98.080	-	-	840.566	-
MOZAMBIQUE	-	9.144	-	-	55.062	-
TOGO	-	6.225	-	-	71.765	-
GHANA	115.870	60.400	-47,87	985.733	534.810	-45,74
LIBERIA	60	-	-100,00	5.400	-	-100,00
ANGOLA	-	18.675	-	-	199.350	-
CAMEROON	30.230	-	-100,00	466.884	-	-100,00
NIGERIA	5.000	9.680	93,60	26.258	45.192	72,11
GABON	70.550	85.830	21,66	603.745	729.773	20,87
COTE D'IVOIRE	-	42.390	-	-	273.600	-
SENEGAL	8.990	11.775	30,98	63.057	79.670	26,35
MALI	-	13.700	-	-	93.743	-
SEYCHELLES	-	1.290	-	-	11.014	-
UGANDA	-	1.290	-	-	11.984	-
DJIBOUTI	489.360	930.355	90,12	4.823.933	7.974.397	65,31
SOUTH AFRICA	4.418.905	3.653.082	-17,33	30.260.050	31.827.479	5,18
ZIMBABWE	-	19.920	-	-	229.430	-
MAURITIUS	224.550	276.290	23,04	1.928.396	2.290.030	18,75
DEMOCRATIC REP. OF THE CONGO	9.170	18.840	105,45	43.337	143.352	230,78
AUSTRALIA	195.719	526.207	168,86	205.420	4.715.533	2.195,56
NEW ZEALAND	8.500	13.495	58,76	16.212	70.996	337,93
PALAU	3.150	4.200	33,33	17.797	24.936	40,12
NEW CALEDONIA	5.160	106.885	1.971,41	48.972	947.341	1.834,45
SAINT VINCENT AND THE GRENADINES	2.230	17.075	665,70	16.781	112.220	568,73
VANUATU	17.270	30.465	76,40	144.236	230.165	59,57
FIJI	62.290	140.046	124,83	594.441	1.398.701	135,30
SAMOA	15.480	4.620	-70,16	143.448	43.506	-69,67
SOLOMON ISLANDS	-	2.040	-	-	19.628	-
TONGA	5.160	7.740	50,00	47.756	71.544	49,81
EAST TIMOR	1.269.793	1.518.372	19,58	4.702.880	8.523.660	81,24
UNITED STATES	1.241	8.182	559,32	11.021	101.457	820,59
CANADA	601	-	-100,00	11.542	-	-100,00
MEXICO	8.117.685	15.539.610	91,43	64.320.779	139.468.186	116,83
GUATEMALA	921.491	1.259.260	36,65	6.501.977	9.844.743	51,41
HONDURAS	78.647	632.201	703,85	547.150	4.731.943	764,83
NICARAGUA	593.480	850.220	43,26	4.150.406	6.490.003	56,37

https://www.bps.go.id

TABEL 6. PERKEMBANGAN EKSPOR INDONESIA MENURUT KOMODITI DAN NEGARA TUJUAN
JANUARI - JUNI 2021 DAN 2022

KOMODITI / NEGARA TUJUAN	BERAT BERSIH (KG)		PERUB	NILAI FOB (US $)		PERUB
	JAN-JUN 2021	JAN-JUN 2022	%	JAN-JUN 2021	JAN-JUN 2022	%
(1)	(2)	(3)	(4)	(5)	(6)	(7)
PANAMA	887.999	2.066.362	132,70	6.966.378	17.047.088	144,71
SURINAME	6.450	16.974	163,16	54.980	140.715	155,94
CHILE	2.866.255	3.992.140	39,28	22.331.004	33.964.461	52,10
ARGENTINA	681.438	354.560	-47,97	8.401.254	3.526.797	-58,02
COLOMBIA	43.660	203.130	365,25	347.584	1.553.002	346,80
BOLIVIA	773.360	932.650	20,60	6.176.134	7.702.010	24,71
URUGUAY	21.170	61.885	192,32	164.840	658.287	299,35
PARAGUAY	189.510	239.490	26,37	1.749.027	2.240.382	28,09
ECUADOR	1.521.190	2.196.560	44,40	13.531.254	18.937.321	39,95
PERU	8.259.980	6.744.335	-18,35	61.985.363	51.832.413	-16,38
GUYANA	66.080	27.680	-58,11	508.999	296.797	-41,69
TRINIDAD AND TOBAGO	133.147	470.929	253,69	1.124.380	4.057.762	260,89
BAHAMAS	15.260	176.600	1.057,27	133.130	1.508.955	1.033,45
JAMAICA	203.385	533.262	162,19	1.846.270	5.338.717	189,16
PUERTO RICO	9.900	96.040	870,10	64.125	768.728	1.098,79
DOMINICAN REPUBLIC	55.604	234.512	321,75	356.481	1.583.845	344,30
EL SALVADOR	279.674	809.427	189,42	1.963.630	6.305.518	221,12
COSTA RICA	536.095	1.046.620	95,23	4.041.947	8.267.377	104,54
HAITI	13.290	-	-100,00	97.134	-	-100,00
BARBADOS	46.040	128.305	178,68	377.576	1.099.989	191,33
ANTIGUA AND BARBUDA	9.400	38.274	307,17	56.124	340.597	506,87
ARUBA	8.785	47.780	443,88	70.296	344.105	389,51
BERMUDA	30.025	75.340	150,92	210.582	580.449	175,64
CAYMAN ISLANDS	31.840	29.740	-6,60	237.322	233.759	-1,50
DOMINICA	29.000	540.655	1.764,33	206.171	4.439.186	2.053,16
FRENCH POLYNESIA	58.810	12.050	-79,51	391.244	71.350	-81,76
GRENADA	2.040	15.309	650,44	23.506	148.155	530,29
NETHERLANDS ANTILLES	55.010	163.261	196,78	451.180	1.311.265	190,63
SAINT LUCIA	33.540	103.464	208,48	285.824	929.843	225,32
GUADELOUPE	11.930	14.055	17,81	73.869	84.390	14,24
SAINT KITTS AND NEVIS	19.035	13.478	-29,19	159.570	127.993	-19,79
MONTSERRAT	-	2.580	-	-	23.968	-
VIRGIN ISLANDS (BRITISH)	1.175	3.275	178,72	6.886	19.385	181,52
UNITED KINGDOM	-	5.750	-	-	100.279	-
NETHERLANDS	4.575	6.750	47,54	27.149	15.000	-44,75
BELGIUM	1.316.050	497.390	-62,21	10.882.281	3.975.489	-63,47
SWEDEN	-	1.188	-	-	140	-
PORTUGAL	60.230	28.030	-53,46	481.935	230.203	-52,23
SUKU CADANG KENDARAAN BERMOTOR RODA EMPAT ATAU LEBIH	**148.056.917**	**147.184.066**	**-0,59**	**1.130.050.273**	**1.155.986.944**	**2,30**
JAPAN	40.709.904	39.958.876	-1,84	215.780.222	229.954.552	6,57
HONG KONG	23.442	24.804	5,81	314.900	396.399	25,88
KOREA, REPUBLIC OF	296.205	650.968	119,77	1.853.560	3.599.509	94,19
TAIWAN	669.499	3.361.181	402,04	7.388.944	35.153.053	375,75
CHINA	1.394.430	1.908.356	36,86	44.168.778	33.020.133	-25,24
MONGOLIA	-	410	-	-	5.377	-
PAPUA NEW GUINEA	17.483	3.033	-82,65	243.344	34.409	-85,86
THAILAND	27.671.781	30.233.397	9,26	252.724.356	263.044.275	4,08
SINGAPORE	915.147	633.192	-30,81	7.386.238	8.273.473	12,01
PHILIPPINES	6.839.503	9.481.894	38,63	42.937.737	65.257.193	51,98
MALAYSIA	23.794.885	24.985.489	5,00	162.922.427	186.898.710	14,72
MYANMAR	341.131	18.453	-94,59	2.198.383	158.424	-92,79
CAMBODIA	1.084	929	-14,31	40.265	25.051	-37,78
BRUNEI DARUSSALAM	13.432	5.817	-56,69	143.387	52.243	-63,56
LAO PEOPLE'S DEM. REP.	-	31	-	-	556	-
NEPAL	2.094	2.406	14,91	35.682	33.489	-6,15
VIET NAM	8.749.074	5.059.236	-42,17	56.440.603	41.178.615	-27,04
MALDIVES	3.080	5.101	65,64	4.504	6.165	36,89
INDIA	3.681.742	3.162.090	-14,11	49.723.722	51.695.307	3,97
PAKISTAN	6.325.351	4.867.783	-23,04	39.863.422	34.454.474	-13,57
BANGLADESH	212.477	371.155	74,68	746.344	1.448.349	94,06
SRI LANKA	238.428	217.281	-8,87	2.335.679	2.531.318	8,38
IRAQ	-	6.500	-	-	34.000	-
IRAN (ISLAMIC REPUBLIC OF)	401.790	599.400	49,18	199.900	254.835	27,48
SAUDI ARABIA	269.867	239.551	-11,23	4.912.652	3.831.630	-22,00
ISRAEL	9.122	10.033	9,99	74.216	94.986	27,99
KUWAIT	183.564	116.913	-36,31	631.501	434.528	-31,19
JORDAN	28.000	-	-100,00	10.000	-	-100,00
LEBANON	-	9.451	-	-	9.951	-
YEMEN	57.920	86.109	48,67	336.778	381.953	13,41
OMAN	10.845	1.932	-82,18	136.580	27.820	-79,63
TURKEY	836.881	17.833	-97,87	13.258.342	102.041	-99,23
UNITED ARAB EMIRATES	2.665.567	1.910.480	-28,33	3.811.205	4.180.957	9,70
QATAR	4.388	6.617	50,82	71.795	85.943	19,70
BAHRAIN	1.514	648	-57,20	17.752	12.888	-27,40
CYPRUS	30.507	39.943	30,93	130.372	247.498	89,84
EGYPT	689.256	19.271	-97,20	348.465	106.656	-69,39
LIBYAN ARAB JAMAHIRIYA	4.820	11.193	132,22	63.901	142.217	122,56
MOROCCO	3.006	-	-100,00	39.751	-	-100,00
TUNISIA	1.483	5.488	270,18	24.042	89.298	271,42
SUDAN	-	2	-	-	752	-
TANZANIA, UNITED REP. OF	5.093	5.110	0,33	315	3.556	1.027,69

https://www.bps.go.id

TABEL 6. PERKEMBANGAN EKSPOR INDONESIA MENURUT KOMODITI DAN NEGARA TUJUAN
JANUARI - JUNI 2021 DAN 2022

KOMODITI / NEGARA TUJUAN	BERAT BERSIH (KG)		PERUB	NILAI FOB (US $)		PERUB
	JAN-JUN 2021	JAN-JUN 2022	%	JAN-JUN 2021	JAN-JUN 2022	%
(1)	(2)	(3)	(4)	(5)	(6)	(7)
KENYA	16.022	19.081	19,09	50.330	61.957	23,10
TOGO	50	9.400	18.700,00	70	11.412	16.203,00
GHANA	-	7.830	-	-	10.298	-
LIBERIA	7.451	-	-100,00	13.450	-	-100,00
ANGOLA	729	-	-100,00	10.678	-	-100,00
NIGERIA	165.840	137.740	-16,94	50.189	35.890	-28,49
SENEGAL	14.395	-	-100,00	90.138	-	-100,00
SEYCHELLES	2.604	1.491	-42,72	35.997	29.932	-16,85
UGANDA	2.970	3.653	22,98	6.978	3.228	-53,74
CENTRAL AFRICAN REPUBLIC	-	4.195	-	-	68.430	-
SOUTH AFRICA	549.788	699.333	27,20	9.141.326	12.429.301	35,97
MAURITIUS	13.793	20.267	46,94	44.282	69.781	57,58
AUSTRALIA	383.145	474.496	23,84	2.565.163	3.769.123	46,94
NEW ZEALAND	18.681	28.186	50,88	160.038	242.112	51,28
VANUATU	1.534	778	-49,30	17.387	11.080	-36,28
FIJI	17.922	4.040	-77,46	94.354	43.049	-54,38
SOLOMON ISLANDS	41.812	6.375	-84,75	138.499	19.397	-86,00
EAST TIMOR	203.273	280.849	38,16	560.362	766.623	36,81
UNITED STATES	5.921.259	5.538.248	-6,47	60.093.605	51.395.885	-14,47
CANADA	671.527	803.506	19,65	12.565.228	14.469.897	15,16
MEXICO	3.710.465	1.484.545	-59,99	50.006.346	15.592.718	-68,82
GUATEMALA	7.805	7.755	-0,63	72.511	70.945	-2,16
HONDURAS	2.237	8.289	270,61	25.090	34.920	39,18
NICARAGUA	6.370	3.935	-38,22	78.503	45.069	-42,59
PANAMA	8.494	81.870	863,82	92.850	396.850	327,41
SURINAME	291	-	-100,00	1.299	-	-100,00
CHILE	18.137	19.574	7,93	169.612	215.756	27,21
ARGENTINA	538.603	483.278	-10,27	4.510.465	4.866.692	7,90
BRAZIL	3.005.546	2.788.873	-7,21	46.710.186	46.151.249	-1,20
COLOMBIA	47.280	65.988	39,57	252.995	380.167	50,27
BOLIVIA	8.507	6.269	-26,31	90.882	71.180	-21,68
URUGUAY	-	95	-	-	768	-
PARAGUAY	3.015	9.290	208,15	18.196	50.711	178,69
PERU	127.425	196.072	53,87	652.057	892.555	36,88
TRINIDAD AND TOBAGO	407	1.322	224,98	3.323	13.318	300,83
BAHAMAS	211	1.058	402,14	1.831	9.284	406,95
JAMAICA	149	252	69,87	1.508	4.224	180,18
PUERTO RICO	13.228	11.850	-10,42	51.003	49.583	-2,78
DOMINICAN REPUBLIC	5.275	-	-100,00	49.219	-	-100,00
EL SALVADOR	-	2.289	-	-	23.421	-
COSTA RICA	10.291	6.505	-36,79	87.419	68.310	-21,86
HAITI	138	247	79,08	1.991	2.805	40,90
BARBADOS	6.856	11.227	63,77	50.450	99.488	97,20
ARUBA	458	757	65,23	4.273	5.742	34,40
BERMUDA	753	876	16,25	7.072	6.159	-12,90
FRENCH POLYNESIA	38	198	423,81	338	943	179,24
GRENADA	61	167	172,06	411	1.924	367,70
NETHERLANDS ANTILLES	52	319	510,34	493	2.779	463,49
TURKS AND CAICOS ISLANDS	70	75	6,41	662	1.007	52,08
GUADELOUPE	450	-	-100,00	2.794	-	-100,00
VIRGIN ISLANDS (BRITISH)	-	65	-	-	380	-
UNITED KINGDOM	108.747	103.094	-5,20	1.123.808	454.262	-59,58
NETHERLANDS	1.451.067	779.202	-46,30	7.669.104	4.226.347	-44,89
FRANCE	92.978	88.608	-4,70	452.468	659.466	45,75
GERMANY, FED. REP. OF	1.626.468	3.238.971	99,14	8.158.141	20.560.508	152,02
AUSTRIA	5.421	2.486	-54,14	72.744	24.563	-66,23
BELGIUM	262.803	443.993	68,95	2.617.592	3.372.573	28,84
GIBRALTAR	500	-	-100,00	5.200	-	-100,00
DENMARK	34.017	22.636	-33,46	272.043	225.988	-16,93
SWEDEN	745.003	282.485	-62,08	3.627.145	1.696.407	-53,23
FINLAND	92.104	9.464	-89,72	397.512	59.326	-85,08
ITALY	104.598	115.086	10,03	723.530	952.773	31,68
SPAIN	6.283	6.381	1,57	48.574	77.323	59,19
PORTUGAL	27.489	17.916	-34,82	157.999	121.129	-23,34
ICELAND	125	-	-100,00	750	-	-100,00
GREECE	79.145	40.849	-48,39	504.300	235.429	-53,32
HUNGARY	-	570	-	-	5.342	-
POLAND	40.893	44.821	9,61	307.442	437.975	42,46
KAZAKHSTAN	76.155	93.353	22,58	365.780	385.446	5,38
MOLDOVA, REPUBLIC OF	3.011	2.116	-29,72	13.302	8.981	-32,48
UKRAINE	5.598	-	-100,00	57.355	-	-100,00
LATVIA	16.357	3.443	-78,95	159.561	31.463	-80,28
ESTONIA	74.608	-	-100,00	345.309	-	-100,00
MALTA	2.424	-	-100,00	23.254	-	-100,00
SLOVENIA	3.041	-	-100,00	22.265	-	-100,00
CZECH REPUBLIC	9.259	3.254	-64,86	212.988	75.759	-64,43
RUSSIA FEDERATION	529.629	614.475	16,02	2.810.182	2.616.959	-6,88
KAROSERI KENDARAAN BERMOTOR RODA EMPAT ATAU LEBIH	**7.509.534**	**13.885.831**	**84,91**	**24.943.825**	**30.236.384**	**21,22**
JAPAN	22.618	59.204	161,75	185.875	882.343	374,70
KOREA, REPUBLIC OF	264.161	-	-100,00	596.775	-	-100,00
CHINA	-	9.630	-	-	184.212	-

https://www.bps.go.id

TABEL 6. PERKEMBANGAN EKSPOR INDONESIA MENURUT KOMODITI DAN NEGARA TUJUAN
JANUARI - JUNI 2021 DAN 2022

KOMODITI / NEGARA TUJUAN	BERAT BERSIH (KG)		PERUB	NILAI FOB (US $)		PERUB
	JAN-JUN 2021	JAN-JUN 2022	%	JAN-JUN 2021	JAN-JUN 2022	%
(1)	(2)	(3)	(4)	(5)	(6)	(7)
PAPUA NEW GUINEA	-	57.810	-	-	270.224	-
THAILAND	3.120.059	4.482.888	43,68	1.867.798	2.396.495	28,31
SINGAPORE	1.085.484	6.092.000	461,22	2.039.461	9.081.317	345,28
PHILIPPINES	-	278	-	-	386	-
MALAYSIA	122.592	699.861	470,89	78.564	158.805	102,14
MYANMAR	15.000	30.940	106,27	17.800	84.136	372,67
VIET NAM	69.340	-	-100,00	435.493	-	-100,00
INDIA	13.542	12.828	-5,27	46.204	172.691	273,76
BANGLADESH	19.678	44.907	128,21	21.227	184.488	769,13
SRI LANKA	330.480	300.150	-9,18	3.445.764	3.282.066	-4,75
TURKEY	-	992	-	-	26.233	-
UNITED ARAB EMIRATES	5.000	-	-100,00	5.000	-	-100,00
EGYPT	322.500	-	-100,00	2.170.500	-	-100,00
ETHIOPIA	-	2.400	-	-	1.500	-
REUNION	3.940	-	-100,00	1.420	-	-100,00
BOTSWANA	-	460.000	-	-	2.602.510	-
ANGOLA	-	25.677	-	-	248.590	-
ZAMBIA	54.080	216.320	300,00	298.400	990.000	231,77
AUSTRALIA	2.028.513	797.123	-60,70	13.587.082	5.194.944	-61,77
NEW ZEALAND	-	468.000	-	-	3.249.172	-
SOLOMON ISLANDS	2.180	-	-100,00	2.636	-	-100,00
EAST TIMOR	153	165	7,84	515	455	-11,69
UNITED STATES	64	-	-100,00	390	-	-100,00
UNITED KINGDOM	-	19.547	-	-	550.739	-
NETHERLANDS	-	1.810	-	-	117.200	-
BELGIUM	-	1.302	-	-	160.380	-
NORWAY	2.650	-	-100,00	4.492	-	-100,00
KAZAKHSTAN	-	68.000	-	-	265.000	-
UKRAINE	27.500	-	-100,00	138.430	-	-100,00
LITHUANIA	-	34.000	-	-	132.500	-
KURSI UNTUK KENDARAAN BERMOTOR RODA EMPAT ATAU LEBIH	**414.624**	**74.836**	**-81,95**	**3.970.782**	**1.307.117**	**-67,08**
JAPAN	6.474	3.466	-46,47	430.850	71.780	-83,34
HONG KONG	1.424	953	-33,04	9.746	8.752	-10,21
KOREA, REPUBLIC OF	-	169	-	-	569	-
TAIWAN	17	-	-100,00	30	-	-100,00
CHINA	236	312	32,29	4.143	2.370	-42,79
THAILAND	43	3	-94,00	1.018	164	-83,92
SINGAPORE	2.607	1.636	-37,24	20.032	10.530	-47,43
PHILIPPINES	160	1.245	678,32	2.716	20.223	644,52
MALAYSIA	1.874	325	-82,66	27.637	3.417	-87,63
VIET NAM	-	22.444	-	-	155.359	-
INDIA	1.138	179	-84,27	6.856	1.626	-76,28
SRI LANKA	44.691	-	-100,00	105.155	-	-100,00
ISRAEL	593	-	-100,00	4.220	-	-100,00
UNITED ARAB EMIRATES	2.855	3.950	38,32	15.727	14.760	-6,15
QATAR	652	5.801	789,72	4.918	39.317	699,51
CYPRUS	953	1.146	20,19	6.864	9.842	43,39
KENYA	331	-	-100,00	2.581	-	-100,00
MAURITIUS	2.148	-	-100,00	16.200	-	-100,00
AUSTRALIA	6.177	-	-100,00	43.588	-	-100,00
EAST TIMOR	346	185	-46,53	1.097	425	-61,27
UNITED STATES	49.011	1.308	-97,33	856.705	57.161	-93,33
CANADA	39.850	2.139	-94,63	325.858	19.560	-94,00
MEXICO	2.720	173	-93,65	13.232	2.045	-84,54
NETHERLANDS	24.548	2.112	-91,40	342.074	6.461	-98,11
FRANCE	393	-	-100,00	5.520	-	-100,00
GERMANY, FED. REP. OF	15.638	5.201	-66,74	135.076	41.617	-69,19
BELGIUM	2.245	3.310	47,45	4.140	693.998	16.663,24
DENMARK	202.665	14.017	-93,08	1.543.882	109.206	-92,93
NORWAY	763	1.990	160,84	6.070	17.619	190,26
SWEDEN	2.104	-	-100,00	16.746	-	-100,00
FINLAND	1.115	2.546	128,29	6.309	16.611	163,31
ITALY	854	228	-73,27	11.791	3.703	-68,59
KENDARAAN TEMPUR DAN BAGIANNYA	**74.081.604**	**59.469.297**	**-19,72**	**842.097.243**	**716.420.095**	**-14,92**
JAPAN	3.224.794	1.080.203	-66,50	28.116.661	16.289.828	-42,06
HONG KONG	83.172	54.310	-34,70	1.212.915	830.791	-31,50
KOREA, REPUBLIC OF	1.033.277	1.190.373	15,20	12.336.799	15.438.779	25,14
TAIWAN	764.719	267.469	-65,02	11.012.685	4.579.686	-58,41
CHINA	1.015.455	2.074.328	104,28	11.800.558	32.032.994	171,45
MACAU	2.982	1.265	-57,58	41.441	17.067	-58,82
THAILAND	5.887.853	3.104.653	-47,27	69.989.636	44.794.817	-36,00
SINGAPORE	397.520	439.999	10,69	6.400.029	6.225.682	-2,72
PHILIPPINES	33.971.870	28.164.203	-17,10	375.325.655	317.965.814	-15,28
MALAYSIA	109.192	603.108	452,34	2.965.533	8.612.873	190,43
MYANMAR	265.906	-	-100,00	1.785.521	-	-100,00
CAMBODIA	221.640	257.035	15,97	2.137.107	2.652.965	24,14
BRUNEI DARUSSALAM	-	664	-	-	9.630	-
NEPAL	8.831	-	-100,00	47.850	-	-100,00
VIET NAM	13.947.501	7.985.217	-42,75	176.307.357	104.099.319	-40,96
MALDIVES	5.093	37.146	629,35	54.123	433.236	700,47

https://www.bps.go.id

TABEL 6. PERKEMBANGAN EKSPOR INDONESIA MENURUT KOMODITI DAN NEGARA TUJUAN
JANUARI - JUNI 2021 DAN 2022

KOMODITI / NEGARA TUJUAN	BERAT BERSIH (KG)		PERUB	NILAI FOB (US $)		PERUB
	JAN-JUN 2021	JAN-JUN 2022	%	JAN-JUN 2021	JAN-JUN 2022	%
(1)	(2)	(3)	(4)	(5)	(6)	(7)
INDIA	3.023	1.974	-34,70	36.475	13.656	-62,56
PAKISTAN	6.609	6.013	-9,02	62.891	65.575	4,27
BANGLADESH	672.762	611.603	-9,09	10.739.042	9.725.177	-9,44
IRAN (ISLAMIC REPUBLIC OF)	670.926	802.360	19,59	4.432.927	13.827.254	211,92
SAUDI ARABIA	10.092	4.560	-54,82	123.036	50.448	-59,00
ISRAEL	-	5.430	-	-	71.500	-
KUWAIT	2.850	-	-100,00	31.380	-	-100,00
JORDAN	-	2.976	-	-	41.824	-
LEBANON	63.224	146.042	130,99	919.454	2.190.817	138,27
TURKEY	70	-	-100,00	23.508	-	-100,00
UNITED ARAB EMIRATES	15.280	59.983	292,56	206.824	850.304	311,12
QATAR	3.668	-	-100,00	52.304	-	-100,00
BAHRAIN	2.850	2.280	-20,00	31.380	25.224	-19,62
LIBYAN ARAB JAMAHIRIYA	18.775	30.812	64,11	224.643	253.400	12,80
MOROCCO	-	4.224	-	-	55.584	-
ETHIOPIA	16.269	-	-100,00	85.150	-	-100,00
TANZANIA, UNITED REP. OF	20.828	42.184	102,54	75.167	96.876	28,88
MADAGASCAR	1.225	11.280	820,82	18.308	162.838	789,44
KENYA	19.881	79.614	300,46	107.200	398.520	271,75
TOGO	1.975.805	1.313.307	-33,53	22.168.535	13.768.946	-37,89
GHANA	62.686	82.745	32,00	546.211	744.670	36,33
LIBERIA	80.908	100.767	24,54	428.047	557.807	30,31
GUINEA	2.134.570	2.558.944	19,88	11.276.872	13.825.814	22,60
ANGOLA	-	39.848	-	-	190.280	-
CONGO	33.263	131.265	294,63	161.126	655.337	306,72
CAMEROON	20.564	-	-100,00	92.391	-	-100,00
NIGERIA	242.902	337.130	38,79	1.094.335	1.627.328	48,70
SIERRA LEONE	-	97.858	-	-	550.120	-
COTE D'IVOIRE	42.336	7.360	-82,62	274.050	62.160	-77,32
SENEGAL	37.377	105.581	182,48	207.603	576.730	177,80
MALI	253.115	635.260	150,98	1.263.571	3.556.094	181,43
BENIN	148.093	126.237	-14,76	749.532	626.002	-16,48
BURKINA FASO	548.008	674.375	23,06	3.385.655	4.104.539	21,23
GAMBIA	81.732	102.022	24,82	418.291	540.450	29,20
NIGER	20.570	-	-100,00	112.200	-	-100,00
MAURITIUS	1.393	2.147	54,13	21.100	27.880	32,13
DEMOCRATIC REP. OF THE CONGO	59.595	39.434	-33,83	300.000	203.272	-32,24
AUSTRALIA	436.590	221.525	-49,26	7.312.468	4.260.949	-41,73
NEW ZEALAND	38.372	48.230	25,69	653.678	926.313	41,71
NAURU	-	6.490	-	-	94.667	-
COOK ISLANDS	3.880	3.680	-5,15	34.680	31.080	-10,38
SOLOMON ISLANDS	280	-	-100,00	2.871	-	-100,00
EAST TIMOR	551.031	582.452	5,70	4.462.885	5.378.518	20,52
UNITED STATES	901.022	1.441.994	60,04	17.051.698	29.532.441	73,19
CANADA	71.005	212.177	198,82	1.344.968	4.293.022	219,19
MEXICO	270.448	144.454	-46,59	3.641.799	2.073.997	-43,05
GUATEMALA	53.686	56.851	5,90	460.540	448.727	-2,57
HONDURAS	49.210	5.980	-87,85	411.340	103.316	-74,88
NICARAGUA	8.748	15.276	74,62	135.880	122.585	-9,78
PANAMA	5.807	3.976	-31,53	82.475	70.040	-15,08
CHILE	162.869	156.346	-4,01	2.390.392	2.530.088	5,84
ARGENTINA	36.757	-	-100,00	442.627	-	-100,00
BRAZIL	102	272	166,67	1.301	4.243	226,13
COLOMBIA	477.735	999.645	109,25	2.982.376	8.919.118	199,06
BOLIVIA	27.384	36.087	31,78	125.400	172.775	37,78
URUGUAY	-	10.742	-	-	57.015	-
PARAGUAY	6.760	-	-100,00	105.920	-	-100,00
ECUADOR	66.600	19.240	-71,11	829.160	246.800	-70,23
PERU	87.363	32.171	-63,18	1.003.520	417.075	-58,44
PUERTO RICO	1.183	-	-100,00	18.795	-	-100,00
EL SALVADOR	5.408	6.680	23,52	85.920	110.920	29,10
COSTA RICA	12.152	10.560	-13,10	191.976	187.872	-2,14
HAITI	21.483	-	-100,00	90.210	-	-100,00
BERMUDA	53.061	46.999	-11,43	513.195	236.680	-53,88
FRENCH POLYNESIA	3.116	6.641	113,13	40.830	110.361	170,29
UNITED KINGDOM	-	41.463	-	-	849.090	-
NETHERLANDS	596.684	276.406	-53,68	15.395.745	6.591.266	-57,19
FRANCE	662.815	768.016	15,87	7.860.286	11.518.502	46,54
GERMANY, FED. REP. OF	304.394	146.541	-51,86	3.675.957	2.373.486	-35,43
AUSTRIA	-	200	-	-	8.021	-
BELGIUM	2.390	10.328	332,13	17.300	270.013	1.460,77
SWITZERLAND	253.487	105.242	-58,48	3.026.546	1.967.307	-35,00
DENMARK	-	10.052	-	-	160.503	-
NORWAY	-	14.592	-	-	241.680	-
SWEDEN	150	14.642	9.661,33	1.179	243.688	20.576,58
IRELAND	-	475	-	-	1.295	-
ITALY	147.840	89.392	-39,53	1.778.976	1.374.810	-22,72
SPAIN	454.584	247.240	-45,61	5.464.911	3.709.256	-32,13
PORTUGAL	-	5.200	-	-	84.920	-
GREECE	45.336	200.600	342,47	550.829	2.605.045	372,93
HUNGARY	-	4.692	-	-	77.892	-
POLAND	2.858	-	-100,00	16.455	-	-100,00
MALTA	-	25.344	-	-	330.560	-

https://www.bps.go.id

TABEL 6. PERKEMBANGAN EKSPOR INDONESIA MENURUT KOMODITI DAN NEGARA TUJUAN
JANUARI - JUNI 2021 DAN 2022

KOMODITI / NEGARA TUJUAN	BERAT BERSIH (KG)		PERUB	NILAI FOB (US $)		PERUB
	JAN-JUN 2021	JAN-JUN 2022	%	JAN-JUN 2021	JAN-JUN 2022	%
(1)	(2)	(3)	(4)	(5)	(6)	(7)
CZECH REPUBLIC	-	1.300	-	-	23.214	-
RUSSIA FEDERATION	47.960	13.520	-71,81	689.080	231.040	-66,47
KAPAL LAUT DAN SEJENISNYA	**17.980.515**	**79.575.206**	**342,56**	**41.764.759**	**585.169.683**	**1.301,11**
JAPAN	155	-	-100,00	2.370	-	-100,00
HONG KONG	465	17.077.000	3.672.373,12	1.500	4.000.000	266.566,67
KOREA, REPUBLIC OF	-	351.632	-	-	770.133	-
TAIWAN	202.582	5.121	-97,47	633.135	1.209.582	91,05
CHINA	-	17	-	-	406	-
THAILAND	77.000	1.210	-98,43	630.000	55.000	-91,27
SINGAPORE	8.163.611	17.956.534	119,96	19.401.015	61.190.199	215,40
PHILIPPINES	36.937	10.844	-70,64	126.823	33.331	-73,72
MALAYSIA	74.777	9.198	-87,70	149.909	58.973	-60,66
MYANMAR	-	45.800	-	-	8.488	-
VIET NAM	320	363	13,55	3.360	2.000	-40,48
MALDIVES	262.000	-	-100,00	220.000	-	-100,00
INDIA	640.439	2.052.892	220,54	374.295	5.071.188	1.254,86
BANGLADESH	3.554.100	-	-100,00	535.254	-	-100,00
IRAQ	471.530	-	-100,00	3.819.393	-	-100,00
IRAN (ISLAMIC REPUBLIC OF)	-	261	-	-	238.000	-
UNITED ARAB EMIRATES	-	2.139.957	-	-	13.275.739	-
QATAR	4.078.810	10.719.347	162,81	14.096.987	32.419.312	129,97
MOZAMBIQUE	-	193.000	-	-	640.218	-
GHANA	-	81.000	-	-	875.000	-
SENEGAL	-	28.470.005	-	-	463.582.324	-
MAURITANIA	-	15.910	-	-	10.000	-
AUSTRALIA	73.113	7.559	-89,66	435.394	61.809	-85,80
VANUATU	343.000	-	-100,00	1.200.000	-	-100,00
EAST TIMOR	30	102	240,00	28	107	276,76
UNITED STATES	-	144	-	-	14.000	-
PANAMA	1.000	-	-100,00	11.150	-	-100,00
NETHERLANDS	160	789	393,13	46.060	24.993	-45,74
DENMARK	480	-	-100,00	78.000	-	-100,00
NORWAY	-	436.400	-	-	1.628.781	-
ROMANIA	6	-	-100,00	84	-	-100,00
CZECH REPUBLIC	-	120	-	-	100	-
SUKU CADANG KENDARAAN BERMOTOR RODA DUA ATAU TIGA	**42.897.616**	**40.745.910**	**-5,02**	**473.352.305**	**478.216.979**	**1,03**
JAPAN	1.153.356	1.065.389	-7,63	12.763.501	13.879.878	8,75
HONG KONG	469	1.902	305,37	11.001	46.496	322,67
KOREA, REPUBLIC OF	156.568	162.824	4,00	1.590.634	2.538.945	59,62
TAIWAN	915.249	871.971	-4,73	14.183.032	11.879.213	-16,24
CHINA	268.437	430.444	60,35	5.479.457	8.312.099	51,70
MONGOLIA	-	613	-	-	9.202	-
THAILAND	4.207.304	4.024.475	-4,35	46.061.203	44.492.965	-3,40
SINGAPORE	82.174	110.478	34,44	714.493	1.170.392	63,81
PHILIPPINES	15.626.733	14.806.164	-5,25	141.094.911	151.850.794	7,62
MALAYSIA	7.533.357	6.594.055	-12,47	86.272.140	80.810.852	-6,33
MYANMAR	13.026	4.155	-68,10	124.633	23.161	-81,42
CAMBODIA	577.437	562.698	-2,55	3.712.118	3.727.707	0,42
BRUNEI DARUSSALAM	34	5	-85,41	52	4	-91,33
LAO PEOPLE'S DEM. REP.	-	106	-	-	1.410	-
NEPAL	245	-	-100,00	1.672	-	-100,00
VIET NAM	1.394.631	1.286.653	-7,74	22.356.157	15.070.032	-32,59
MALDIVES	-	333	-	-	6.015	-
INDIA	747.019	1.035.299	38,59	19.357.554	21.714.203	12,17
PAKISTAN	1.047	1.358	29,70	16.382	14.632	-10,68
BANGLADESH	9.039	121.281	1.241,81	58.745	768.959	1.208,98
SRI LANKA	11.390	-	-100,00	33.295	-	-100,00
IRAN (ISLAMIC REPUBLIC OF)	376.432	340.957	-9,42	4.852.214	4.762.823	-1,84
SAUDI ARABIA	13	131	869,72	263	1.100	318,30
ISRAEL	-	592	-	-	17.826	-
KUWAIT	17	7	-57,89	118	71	-39,96
LEBANON	-	295	-	-	9.991	-
TURKEY	13.678	33.481	144,78	255.487	666.122	160,73
UNITED ARAB EMIRATES	9.719	27.011	177,92	143.525	450.313	213,75
QATAR	474	180	-62,05	7.357	2.541	-65,46
LIBYAN ARAB JAMAHIRIYA	119	-	-100,00	298	-	-100,00
ETHIOPIA	1.651	-	-100,00	5.899	-	-100,00
SOMALIA	-	2.700	-	-	600	-
KENYA	5.200	6.165	18,55	835	31.969	3.730,11
TOGO	15.325	37.214	142,83	8.335	7.561	-9,29
GHANA	314	233	-25,88	2.134	27.081	1.169,23
GUINEA	22.608	38.074	68,41	169.053	270.634	60,09
CONGO	6.184	4	-99,94	55.974	21	-99,96
CAMEROON	315	-	-100,00	3.263	-	-100,00
NIGERIA	12.325	2.499	-79,73	85.219	15.402	-81,93
SIERRA LEONE	-	280	-	-	2.506	-
COTE D'IVOIRE	5	78	1.460,00	28	215	667,86
SENEGAL	2.023	750	-62,92	14.096	280	-98,01
MALI	-	9.994	-	-	123.202	-
BENIN	46	2.774	5.896,95	321	17.019	5.199,92

https://www.bps.go.id

TABEL 6. PERKEMBANGAN EKSPOR INDONESIA MENURUT KOMODITI DAN NEGARA TUJUAN
JANUARI - JUNI 2021 DAN 2022

KOMODITI / NEGARA TUJUAN	BERAT BERSIH (KG)		PERUB	NILAI FOB (US $)		PERUB
	JAN-JUN 2021	JAN-JUN 2022	%	JAN-JUN 2021	JAN-JUN 2022	%
(1)	(2)	(3)	(4)	(5)	(6)	(7)
BURKINA FASO	4.498	9.989	122,09	29.307	92.856	216,84
GAMBIA	99	-	-100,00	562	-	-100,00
MAURITIUS	181	-	-100,00	2.172	-	-100,00
AUSTRALIA	1.872	6.032	222,26	19.992	108.246	441,44
NEW ZEALAND	166	116	-30,20	2.936	2.639	-10,11
SOLOMON ISLANDS	314	-	-100,00	5.099	-	-100,00
EAST TIMOR	91.547	188.439	105,84	129.176	551.874	327,23
UNITED STATES	929.584	411.017	-55,78	12.617.149	3.913.494	-68,98
CANADA	17	365	2.072,82	507	6.808	1.241,80
MEXICO	1.376	1.112	-19,21	19.703	20.665	4,89
GUATEMALA	525	661	26,05	4.802	6.318	31,57
CHILE	-	219	-	-	4.372	-
ARGENTINA	-	21.109	-	-	223.628	-
BRAZIL	3.762.696	3.492.813	-7,17	44.436.532	41.754.032	-6,04
COLOMBIA	1.773.796	1.940.750	9,41	15.752.404	19.450.778	23,48
BOLIVIA	284	2.944	936,06	3.319	26.653	702,98
ECUADOR	711	1.251	75,95	10.236	21.352	108,60
PERU	10.904	23.261	113,33	30.529	65.272	113,81
EL SALVADOR	13	-	-100,00	33	-	-100,00
HAITI	3.382	-	-100,00	33.632	-	-100,00
BERMUDA	907	242	-73,32	1.921	1.384	-27,95
FRENCH POLYNESIA	-	1	-	-	33	-
GUADELOUPE	80	-	-100,00	1.852	-	-100,00
UNITED KINGDOM	43.032	38.713	-10,04	352.822	458.292	29,89
NETHERLANDS	119.580	110.184	-7,86	1.970.075	1.926.078	-2,23
FRANCE	2.059.772	2.189.412	6,29	25.103.784	35.066.622	39,69
GERMANY, FED. REP. OF	22.866	20.678	-9,57	367.793	340.772	-7,35
AUSTRIA	85	-	-100,00	3.154	-	-100,00
NORWAY	77	-	-100,00	3.537	-	-100,00
ITALY	815.982	634.913	-22,19	11.583.175	9.887.879	-14,64
SPAIN	1.237	35	-97,17	11.398	342	-97,00
GREECE	70.171	42.308	-39,71	698.364	598.908	-14,24
POLAND	17.888	24.991	39,71	720.761	946.554	31,33
UKRAINE	10	-	-100,00	181	-	-100,00
GEORGIA	-	160	-	-	2.310	-
CZECH REPUBLIC	-	576	-	-	14.582	-
SUKU CADANG SEPEDA DAN SEJENISNYA	**14.633.251**	**12.388.360**	**-15,34**	**122.917.694**	**107.297.883**	**-12,71**
JAPAN	575.993	438.862	-23,81	6.575.282	4.408.444	-32,95
HONG KONG	52	23	-55,21	767	393	-48,77
KOREA, REPUBLIC OF	107	581	442,30	738	4.471	506,10
TAIWAN	3.210	3.147	-1,99	30.325	75.983	150,56
CHINA	33.381	12.778	-61,72	733.728	329.038	-55,16
THAILAND	77.138	14.337	-81,41	803.201	187.869	-76,61
SINGAPORE	11.873.695	10.487.472	-11,67	102.430.580	92.442.797	-9,75
PHILIPPINES	74.311	675	-99,09	588.322	21.654	-96,32
MALAYSIA	188.338	333.076	76,85	558.848	2.878.983	415,16
MYANMAR	1.821	-	-100,00	39.007	-	-100,00
CAMBODIA	28.947	54.440	88,07	106.354	324.770	205,37
BRUNEI DARUSSALAM	-	11	-	-	8	-
BHUTAN	1	90	6.327,86	69	1.833	2.544,92
VIET NAM	485.872	139.488	-71,29	4.367.479	1.103.123	-74,74
MALDIVES	-	13	-	-	75	-
INDIA	53	111	108,70	2.333	3.155	35,22
PAKISTAN	3.680	-	-100,00	35.065	-	-100,00
BANGLADESH	90.217	55.856	-38,09	335.096	226.925	-32,28
SRI LANKA	7.900	2.844	-64,00	14.750	6.743	-54,29
ISRAEL	18	60	231,32	1.141	2.200	92,93
LEBANON	-	49	-	-	758	-
TURKEY	37.024	37.506	1,30	157.914	179.178	13,47
UNITED ARAB EMIRATES	6.813	-	-100,00	104.318	-	-100,00
EGYPT	9.591	-	-100,00	18.858	-	-100,00
TANZANIA, UNITED REP. OF	2.312	325	-85,94	793	490	-38,17
TOGO	640	2.621	309,48	4.600	476.009	10.248,02
GHANA	2.550	5.055	98,24	9.690	21.220	118,99
MAURITIUS	1	-	-100,00	94	-	-100,00
AUSTRALIA	147	610	315,66	7.969	29.128	265,52
NEW ZEALAND	56	339	505,03	5.304	18.415	247,21
NEW CALEDONIA	13	-	-100,00	150	-	-100,00
SOLOMON ISLANDS	258	-	-100,00	3.229	-	-100,00
EAST TIMOR	81.186	34.139	-57,95	40.480	72.691	79,57
UNITED STATES	1.623	2.347	44,57	107.922	72.760	-32,58
CANADA	464	1.672	260,08	25.734	52.028	102,17
MEXICO	12.350	294	-97,62	57.436	10.110	-82,40
HONDURAS	14.304	-	-100,00	54.636	-	-100,00
CHILE	17	15.496	90.517,54	892	64.664	7.151,00
ARGENTINA	31.452	-	-100,00	105.530	-	-100,00
BRAZIL	10.666	7.434	-30,30	43.504	26.352	-39,43
COLOMBIA	203.433	36	-99,98	2.179.320	464	-99,98
BOLIVIA	2	-	-100,00	108	-	-100,00
ECUADOR	111	97	-12,61	3.314	10.062	203,65
PERU	25.375	23	-99,91	63.798	511	-99,20
ANTIGUA AND BARBUDA	-	7.295	-	-	53.942	-

https://www.bps.go.id

TABEL 6. PERKEMBANGAN EKSPOR INDONESIA MENURUT KOMODITI DAN NEGARA TUJUAN
JANUARI - JUNI 2021 DAN 2022

KOMODITI / NEGARA TUJUAN	BERAT BERSIH (KG)		PERUB	NILAI FOB (US $)		PERUB
	JAN-JUN 2021	JAN-JUN 2022	%	JAN-JUN 2021	JAN-JUN 2022	%
(1)	(2)	(3)	(4)	(5)	(6)	(7)
BERMUDA	400	80	-80,00	5.241	3.000	-42,76
GREENLAND	162	-	-100,00	1.550	-	-100,00
UNITED KINGDOM	1.892	11.579	511,90	74.659	566.432	658,69
NETHERLANDS	326.820	262.193	-19,77	1.578.740	1.499.681	-5,01
FRANCE	54	7	-87,92	2.116	1.601	-24,36
GERMANY, FED. REP. OF	16.079	27.292	69,73	87.238	130.000	49,02
AUSTRIA	-	75	-	-	1.050	-
SWITZERLAND	407	-	-100,00	19.017	-	-100,00
MONACO	-	71	-	-	1.696	-
DENMARK	1.444	8.645	498,61	20.661	34.359	66,30
NORWAY	5	15	233,33	990	55	-94,49
SWEDEN	230	1.679	628,86	4.810	20.154	319,00
FINLAND	36	546	1.417,56	216	4.999	2.214,32
ITALY	267.734	265.877	-0,69	758.585	947.314	24,88
SPAIN	27.300	22.405	-17,93	207.251	186.552	-9,99
GREECE	11.652	13.370	14,74	105.590	214.004	102,68
HUNGARY	5.548	21.010	278,71	30.120	128.509	326,65
POLAND	65.070	60.354	-7,25	264.254	261.178	-1,16
BULGARIA	15.580	22.652	45,39	97.623	108.256	10,89
UKRAINE	79	-	-100,00	371	-	-100,00
ESTONIA	9	867	9.727,66	396	8.107	1.947,22
CROATIA	10	-	-100,00	58	-	-100,00
SLOVAKIA	7.548	10.443	38,35	35.149	73.689	109,65
CZECH REPUBLIC	28	-	-100,00	2.675	-	-100,00
RUSSIA FEDERATION	39	-	-100,00	1.708	-	-100,00
PESAWAT UDARA DAN BAGIANNYA	**377.551**	**276.109**	**-26,87**	**58.176.844**	**45.951.718**	**-21,01**
JAPAN	513	61	-88,21	11.983	19.280	60,89
HONG KONG	99	131	32,18	14.084	26.829	90,50
KOREA, REPUBLIC OF	18.882	5.328	-71,78	847.912	858.360	1,23
TAIWAN	66	-	-100,00	29.676	-	-100,00
CHINA	7.263	8.359	15,09	220.950	1.950.545	782,80
PAPUA NEW GUINEA	2	2.868	143.300,00	475	178.000	37.393,97
THAILAND	1.991	8.503	327,12	580.470	314.607	-45,80
SINGAPORE	24.984	61.908	147,79	5.808.060	6.865.524	18,21
PHILIPPINES	2.026	255	-87,41	132.033	67.167	-49,13
MALAYSIA	143.700	25.650	-82,15	4.133.546	3.996.200	-3,32
BRUNEI DARUSSALAM	15	23	50,97	80.403	201.406	150,50
VIET NAM	4.729	89	-98,12	10.800	2.707	-74,93
INDIA	96	113	17,88	52.527	37.103	-29,36
PAKISTAN	232	78	-66,32	214.098	208.239	-2,74
BANGLADESH	260	-	-100,00	5.000	-	-100,00
IRAN (ISLAMIC REPUBLIC OF)	42.293	8.562	-79,76	20.127	23.140	14,97
SAUDI ARABIA	1.570	3	-99,81	121.613	100	-99,92
JORDAN	-	7	-	-	50	-
OMAN	-	118	-	-	1.500	-
TURKEY	0	485	2.424.900,00	360	31.581	8.672,59
UNITED ARAB EMIRATES	9.134	34.610	278,93	432.083	624.750	44,59
QATAR	-	2	-	-	70	-
EGYPT	-	1	-	-	2.400	-
KENYA	60	57	-5,00	0	5.500	1.594.102,90
SENEGAL	16.460	8	-99,95	24.201.762	5.948	-99,98
UGANDA	2.852	-	-100,00	7.390	-	-100,00
SOUTH AFRICA	-	434	-	-	10.500	-
AUSTRALIA	10.884	3.053	-71,95	705.130	2.330.483	230,50
NEW ZEALAND	-	10.000	-	-	20.709	-
SOLOMON ISLANDS	17	11	-37,46	1.090	126	-88,46
EAST TIMOR	-	1	-	-	3	-
UNITED STATES	56.978	57.571	1,04	10.401.642	17.395.233	67,24
CANADA	1.131	18.831	1.565,58	159.095	2.836.738	1.683,04
MEXICO	35	-	-100,00	5.363	-	-100,00
ARGENTINA	-	2.280	-	-	314.700	-
PUERTO RICO	1	14	854,55	329	11.969	3.536,76
UNITED KINGDOM	12.037	19.281	60,19	4.553.675	4.540.622	-0,29
NETHERLANDS	230	789	242,83	12.950	34.435	165,91
FRANCE	8.691	3.702	-57,40	4.530.401	2.464.622	-45,60
GERMANY, FED. REP. OF	2	338	15.995,24	6.034	6.399	6,04
BELGIUM	-	6	-	-	825	-
DENMARK	-	1	-	-	1.000	-
NORWAY	1.466	349	-76,19	7.285	200	-97,25
IRELAND	-	85	-	-	1.500	-
ITALY	2.673	1.412	-47,18	157.044	1.500	-99,04
SPAIN	403	601	49,13	401.221	541.275	34,91
GREECE	-	5	-	-	100	-
HUNGARY	-	17	-	-	600	-
POLAND	192	10	-94,73	119.399	11.534	-90,34
ROMANIA	3.226	97	-96,99	47.262	4.000	-91,54
UKRAINE	54	-	-100,00	4.500	-	-100,00
LITHUANIA	-	1	-	-	938	-
MALTA	6	-	-100,00	2.348	-	-100,00
CZECH REPUBLIC	-	1	-	-	100	-
RUSSIA FEDERATION	2.298	2	-99,91	136.726	600	-99,56

https://www.bps.go.id

TABEL 6. PERKEMBANGAN EKSPOR INDONESIA MENURUT KOMODITI DAN NEGARA TUJUAN
JANUARI - JUNI 2021 DAN 2022

KOMODITI / NEGARA TUJUAN	BERAT BERSIH (KG)		PERUB	NILAI FOB (US $)		PERUB
	JAN-JUN 2021	JAN-JUN 2022	%	JAN-JUN 2021	JAN-JUN 2022	%
(1)	(2)	(3)	(4)	(5)	(6)	(7)
SUKU CADANG MESIN KENDARAAN RODA DUA DAN TIGA	**7.680.733**	**5.895.501**	**-23,24**	**103.712.624**	**87.269.221**	**-15,85**
JAPAN	71.225	9.187	-87,10	950.376	148.087	-84,42
TAIWAN	-	295	-	-	3.667	-
CHINA	0	54	36.033,33	46	1.066	2.230,53
THAILAND	80.207	22.663	-71,74	1.286.936	309.660	-75,94
PHILIPPINES	1.498.528	259.768	-82,67	16.724.856	3.096.593	-81,49
MALAYSIA	2.565.675	2.823.127	10,03	34.048.773	38.573.309	13,29
CAMBODIA	277.760	259.840	-6,45	3.082.854	2.854.775	-7,40
BRUNEI DARUSSALAM	15	-	-100,00	36	-	-100,00
VIET NAM	1.401.825	1.536.411	9,60	18.997.145	20.696.315	8,94
INDIA	830	-	-100,00	15.171	-	-100,00
EAST TIMOR	-	10	-	-	100	-
UNITED STATES	329.688	424.080	28,63	7.706.876	10.238.306	32,85
CANADA	-	456	-	-	12.549	-
COLOMBIA	696.476	-	-100,00	6.224.950	-	-100,00
FRANCE	758.469	559.611	-26,22	14.674.264	11.334.793	-22,76
GREECE	35	-	-100,00	342	-	-100,00
SEPEDA DAN SEJENISNYA	**6.625.149**	**5.810.388**	**-12,30**	**108.329.762**	**111.141.259**	**2,60**
JAPAN	74.620	151.912	103,58	1.056.858	2.310.422	118,61
HONG KONG	1.487	23	-98,48	46.040	1.062	-97,69
KOREA, REPUBLIC OF	48.782	5.690	-88,34	1.093.301	465.447	-57,43
TAIWAN	194	660	240,23	11.908	17.744	49,02
CHINA	7.854	22.184	182,45	253.581	916.190	261,30
THAILAND	21.769	7.294	-66,50	178.287	61.898	-65,28
SINGAPORE	119.974	30.438	-74,63	2.690.771	761.786	-71,69
PHILIPPINES	19.959	10.781	-45,99	455.229	273.429	-39,94
MALAYSIA	144.771	18.107	-87,49	3.530.593	1.122.799	-68,20
MYANMAR	349	497	42,60	8.294	7.374	-11,09
CAMBODIA	1.189	1.395	17,33	22.189	49.031	120,97
BRUNEI DARUSSALAM	1.473	509	-65,43	29.508	1.866	-93,67
NEPAL	2.944	1.490	-49,41	52.205	25.789	-50,60
BHUTAN	1.210	2.141	76,86	16.765	34.704	107,00
VIET NAM	9.706	102.990	961,04	138.779	769.607	454,56
INDIA	70.950	62.661	-11,68	965.890	1.142.550	18,29
SRI LANKA	309	494	59,70	7.548	19.546	158,96
IRAN (ISLAMIC REPUBLIC OF)	3.223	-	-100,00	51.329	-	-100,00
SAUDI ARABIA	14	-	-100,00	585	-	-100,00
ISRAEL	166.047	38.720	-76,68	2.576.521	840.738	-67,37
UNITED ARAB EMIRATES	3.562	4.100	15,12	47.545	253.485	433,15
QATAR	2.170	207	-90,48	26.848	9.371	-65,10
CYPRUS	-	2.740	-	-	27.240	-
TOGO	228	-	-100,00	264	-	-100,00
SENEGAL	-	20	-	-	105	-
MAURITIUS	886	-	-100,00	18.652	-	-100,00
MAYOTTE	1	-	-100,00	18	-	-100,00
DEMOCRATIC REP. OF THE CONGO	24	-	-100,00	105	-	-100,00
AUSTRALIA	148.145	128.036	-13,57	4.640.422	4.614.002	-0,57
NEW ZEALAND	66.092	112.592	70,36	1.374.960	2.478.808	80,28
NEW CALEDONIA	1.122	1.410	25,62	36.372	52.861	45,33
EAST TIMOR	22.545	49.918	121,42	63.742	70.096	9,97
UNITED STATES	1.282.537	1.092.591	-14,81	29.626.653	28.780.264	-2,86
CANADA	116.368	309.407	165,89	2.523.329	7.392.465	192,96
MEXICO	21.931	13.672	-37,66	749.356	373.404	-50,17
GUATEMALA	-	2.506	-	-	74.357	-
CHILE	38.411	33.559	-12,63	1.660.728	1.192.349	-28,20
ARGENTINA	2.135	1.990	-6,76	66.476	66.163	-0,47
COLOMBIA	5.854	1.475	-74,80	99.018	22.457	-77,32
BOLIVIA	4.450	3.389	-23,84	64.412	56.837	-11,76
ECUADOR	59.944	5.834	-90,27	1.299.438	249.711	-80,78
PERU	14.132	1.284	-90,92	454.304	88.961	-80,42
TRINIDAD AND TOBAGO	390	-	-100,00	6.879	-	-100,00
DOMINICAN REPUBLIC	1.314	-	-100,00	17.057	-	-100,00
COSTA RICA	1.151	-	-100,00	31.984	-	-100,00
GREENLAND	2.522	-	-100,00	34.355	-	-100,00
UNITED KINGDOM	1.460.417	743.055	-49,12	19.792.075	14.381.787	-27,34
NETHERLANDS	179.298	147.077	-17,97	3.736.827	4.238.741	13,43
FRANCE	71	2.693	3.692,96	1.621	1.176	-27,44
GERMANY, FED. REP. OF	202.823	203.214	0,19	2.466.932	3.233.320	31,07
AUSTRIA	128.422	154.052	19,96	1.790.690	2.895.776	61,71
BELGIUM	43	-	-100,00	3.671	-	-100,00
SWITZERLAND	6.432	255	-96,04	51.064	20.782	-59,30
LUXEMBOURG	18	-	-100,00	796	-	-100,00
MONACO	7.524	50.570	572,15	185.440	858.938	363,19
DENMARK	857.317	909.735	6,11	9.009.963	11.216.524	24,49
NORWAY	130.152	163.059	25,28	1.545.971	2.472.592	59,94
SWEDEN	436.778	576.001	31,88	4.363.369	8.379.193	92,03
FINLAND	216.464	153.760	-28,97	2.193.228	2.056.927	-6,21
IRELAND	36	119	229,17	1.752	5.736	227,40
ITALY	3.582	13.643	280,86	60.098	159.982	166,20
SPAIN	87.290	48.326	-44,64	1.273.949	631.937	-50,40
PORTUGAL	34	-	-100,00	1.752	-	-100,00

https://www.bps.go.id

TABEL 6. PERKEMBANGAN EKSPOR INDONESIA MENURUT KOMODITI DAN NEGARA TUJUAN
JANUARI - JUNI 2021 DAN 2022

KOMODITI / NEGARA TUJUAN	BERAT BERSIH (KG)		PERUB	NILAI FOB (US $)		PERUB
	JAN-JUN 2021	JAN-JUN 2022	%	JAN-JUN 2021	JAN-JUN 2022	%
(1)	(2)	(3)	(4)	(5)	(6)	(7)
GREECE	5.065	4.690	-7,39	75.124	79.426	5,73
POLAND	81.932	69.742	-14,88	1.714.032	1.628.408	-5,00
ROMANIA	28	-	-100,00	758	-	-100,00
UKRAINE	31.976	4.442	-86,11	543.234	132.245	-75,66
ESTONIA	78.212	131.364	67,96	788.072	1.320.561	67,57
CROATIA	13.761	7.418	-46,09	267.734	180.175	-32,70
BOSNIA AND HERZEGOVINA	3.303	-	-100,00	39.514	-	-100,00
SLOVAKIA	-	28.653	-	-	618.372	-
SLOVENIA	120.037	128.168	6,77	1.130.083	1.455.343	28,78
CZECH REPUBLIC	39.072	43.022	10,11	625.264	477.399	-23,65
REP. OF MACEDONIA	1.270	1.322	4,07	17.232	20.700	20,12
RUSSIA FEDERATION	41.058	3.293	-91,98	620.421	50.299	-91,89
LOKOMOTIF DAN GERBONG KERETA SERTA KELENGKAPANNYA	**3.543.721**	**841.721**	**-76,25**	**8.912.714**	**4.154.684**	**-53,38**
JAPAN	-	300	-	-	21.316	-
HONG KONG	-	0	-	-	45	-
CHINA	5.165	6.157	19,21	36.230	134.827	272,14
THAILAND	3	134	4.994,99	143	400	179,44
SINGAPORE	188	5.258	2.690,85	15.787	18.076	14,50
PHILIPPINES	6.462	-	-100,00	240.662	-	-100,00
MALAYSIA	40	1	-98,73	1.273	67	-94,74
VIET NAM	-	294	-	-	4.482	-
INDIA	17.617	21.208	20,38	345.518	418.666	21,17
BANGLADESH	55.032	2	-100,00	1.597.546	10	-100,00
MAURITANIA	-	24	-	-	720	-
AUSTRALIA	1.782	4.048	127,09	36.750	92.444	151,55
EAST TIMOR	10	402	3.920,00	24	1.521	6.238,88
UNITED STATES	1.042.078	745.691	-28,44	2.996.226	3.338.223	11,41
CANADA	1.955.716	15.063	-99,23	2.944.500	31.200	-98,94
MEXICO	459.617	38.017	-91,73	697.500	63.600	-90,88
CHILE	7	-	-100,00	545	-	-100,00
NETHERLANDS	-	40	-	-	250	-
FRANCE	3	-	-100,00	10	-	-100,00
SWITZERLAND	-	1.252	-	-	1.941	-
KAZAKHSTAN	-	3.830	-	-	26.896	-
SUKU CADANG KENDARAAN BERMOTOR	**465.443**	**346.344**	**-25,59**	**3.436.644**	**1.180.810**	**-65,64**
JAPAN	234	424	80,89	3.000	5.824	94,10
HONG KONG	131	10	-92,34	5.693	70	-98,78
KOREA, REPUBLIC OF	6.834	34	-99,50	19.564	498	-97,46
TAIWAN	10	5	-47,75	1.570	77	-95,12
CHINA	2	547	27.250,00	1.758	5.743	226,61
PAPUA NEW GUINEA	390	6.599	1.592,05	245	24.310	9.822,60
THAILAND	194.881	22.013	-88,70	2.517.042	314.124	-87,52
SINGAPORE	11.287	13.104	16,09	221.150	42.313	-80,87
PHILIPPINES	51	3.012	5.789,75	1.176	371	-68,43
MALAYSIA	15.833	1.779	-88,76	85.544	42.168	-50,71
MYANMAR	9.060	-	-100,00	12.700	-	-100,00
BRUNEI DARUSSALAM	-	100	-	-	394	-
NEPAL	16	5	-69,41	709	215	-69,61
VIET NAM	2.565	3.272	27,58	21.985	28.015	27,43
INDIA	-	17	-	-	1.267	-
BANGLADESH	1	-	-100,00	85	-	-100,00
SRI LANKA	240	9.720	3.950,00	1.476	6.523	341,98
SAUDI ARABIA	-	28	-	-	41.000	-
ISRAEL	38	-	-100,00	320	-	-100,00
KUWAIT	15	-	-100,00	190	-	-100,00
YEMEN	-	1	-	-	335	-
OMAN	101.400	50.733	-49,97	143.295	70.230	-50,99
UNITED ARAB EMIRATES	100.171	148.888	48,63	142.510	205.989	44,54
BAHRAIN	1.633	-	-100,00	16.670	-	-100,00
EGYPT	-	5	-	-	125	-
LIBERIA	-	47.600	-	-	151.126	-
NIGERIA	-	292	-	-	12.000	-
AUSTRALIA	1.387	15.049	985,09	13.804	76.911	457,17
WALLIS AND FUTUNA ISLANDS	-	75	-	-	56	-
KIRIBATI	-	404	-	-	2.380	-
EAST TIMOR	9.586	15.915	66,03	18.330	14.736	-19,61
UNITED STATES	7.925	4.922	-37,89	187.674	106.983	-43,00
CANADA	30	-	-100,00	286	-	-100,00
MEXICO	39	442	1.020,00	478	5.846	1.124,23
PANAMA	-	3	-	-	38	-
BRAZIL	3	287	9.271,24	50	6.714	13.273,51
PERU	0	-	-100,00	16	-	-100,00
UNITED KINGDOM	118	13	-88,89	1.424	191	-86,56
NETHERLANDS	31	-	-100,00	275	-	-100,00
FRANCE	700	13	-98,12	8.692	191	-97,80
GERMANY, FED. REP. OF	725	1.025	41,46	8.180	13.931	70,30
BELGIUM	2	-	-100,00	79	-	-100,00
RUSSIA FEDERATION	104	8	-92,38	674	115	-82,97
PERAHU LAYAR DAN SEJENISNYA	**364.047**	**414.630**	**13,89**	**3.267.442**	**5.158.782**	**57,88**

https://www.bps.go.id

TABEL 6. PERKEMBANGAN EKSPOR INDONESIA MENURUT KOMODITI DAN NEGARA TUJUAN
JANUARI - JUNI 2021 DAN 2022

KOMODITI / NEGARA TUJUAN	BERAT BERSIH (KG)		PERUB	NILAI FOB (US $)		PERUB
	JAN-JUN 2021	JAN-JUN 2022	%	JAN-JUN 2021	JAN-JUN 2022	%
(1)	(2)	(3)	(4)	(5)	(6)	(7)
JAPAN	679	1.200	76,73	43.568	22.784	-47,70
CHINA	-	1	-	-	1	-
SINGAPORE	1.556	9.276	496,11	55.597	281.972	407,17
PHILIPPINES	6.000	-	-100,00	52.131	-	-100,00
MALAYSIA	69.200	8.580	-87,60	61.350	70.405	14,76
UNITED ARAB EMIRATES	4	-	-100,00	6.286	-	-100,00
NIGERIA	1.220	-	-100,00	18.316	-	-100,00
AUSTRALIA	17.843	18.194	1,97	159.783	417.139	161,07
NEW ZEALAND	2.423	-	-100,00	28.263	-	-100,00
EAST TIMOR	-	2.975	-	-	2.772	-
UNITED STATES	194.846	254.602	30,67	1.880.259	2.799.834	48,91
CANADA	-	24.838	-	-	231.614	-
UNITED KINGDOM	-	650	-	-	22.359	-
FRANCE	1.940	319	-83,57	47.577	11.462	-75,91
GERMANY, FED. REP. OF	16.319	15.803	-3,16	380.844	414.285	8,78
DENMARK	51.525	75.988	47,48	488.943	801.945	64,02
SWEDEN	-	136	-	-	4.300	-
ITALY	347	-	-100,00	19.855	-	-100,00
SPAIN	-	1.569	-	-	62.471	-
GREECE	-	500	-	-	15.439	-
RUSSIA FEDERATION	146	-	-100,00	24.672	-	-100,00
KERETA BAYI	**16.340**	**30.743**	**88,15**	**27.925**	**95.080**	**240,49**
CHINA	14	84	500,00	138	862	522,40
PAPUA NEW GUINEA	-	96	-	-	474	-
SINGAPORE	16	899	5.663,53	121	7.688	6.253,37
PHILIPPINES	890	400	-55,07	951	643	-32,35
VIET NAM	-	3	-	-	221	-
UNITED ARAB EMIRATES	120	-	-100,00	600	-	-100,00
AUSTRALIA	158	224	41,88	2.355	3.220	36,76
EAST TIMOR	15.142	28.987	91,43	23.760	81.615	243,50
UNITED STATES	-	51	-	-	357	-
INDUSTRI LAINNYA	**67.245**	**42.068**	**-37,44**	**748.131**	**5.553.454**	**642,31**
JAPAN	57.550	41.442	-27,99	556.102	5.541.100	896,42
CHINA	-	0	-	-	1	-
THAILAND	-	486	-	-	10.794	-
SINGAPORE	-	24	-	-	355	-
PHILIPPINES	5.626	-	-100,00	110.916	-	-100,00
CAMBODIA	350	-	-100,00	2.268	-	-100,00
VIET NAM	2.920	-	-100,00	60.287	-	-100,00
INDIA	350	-	-100,00	15.308	-	-100,00
EAST TIMOR	303	44	-85,48	800	134	-83,25
BRAZIL	147	72	-51,02	2.450	1.070	-56,33
ALAT ANGKUTAN LAINNYA	**1.116**	**49**	**-95,62**	**6.908**	**249**	**-96,40**
HONG KONG	1	34	4.685,71	140	213	51,79
SINGAPORE	1	-	-100,00	40	-	-100,00
AUSTRALIA	748	-	-100,00	5.750	-	-100,00
EAST TIMOR	290	14	-95,17	354	32	-90,96
UNITED STATES	-	1	-	-	4	-
NETHERLANDS	16	-	-100,00	55	-	-100,00
GREECE	60	-	-100,00	569	-	-100,00
FURNITUR DARI KAYU	**255.137.507**	**251.365.312**	**-1,48**	**969.382.339**	**1.076.510.536**	**11,05**
JAPAN	30.669.313	27.303.157	-10,98	70.608.545	66.655.843	-5,60
HONG KONG	218.899	220.364	0,67	1.243.357	1.218.242	-2,02
KOREA, REPUBLIC OF	4.805.502	3.587.313	-25,35	15.280.324	12.459.949	-18,46
TAIWAN	4.650.701	5.416.496	16,47	11.735.535	14.167.275	20,72
CHINA	2.295.356	1.661.808	-27,60	7.649.228	5.817.234	-23,95
PAPUA NEW GUINEA	2.684	5.595	108,44	16.733	24.525	46,56
THAILAND	253.647	390.835	54,09	644.122	1.100.095	70,79
SINGAPORE	1.345.633	2.621.653	94,83	4.300.488	6.296.187	46,41
PHILIPPINES	418.183	277.848	-33,56	653.026	694.989	6,43
MALAYSIA	5.211.371	5.800.012	11,30	7.870.377	9.604.132	22,03
CAMBODIA	3.313	35.773	979,77	10.662	196.718	1.745,04
BRUNEI DARUSSALAM	164.750	195.080	18,41	145.374	219.804	51,20
NEPAL	3.898	-	-100,00	5.994	-	-100,00
VIET NAM	716.725	139.209	-80,58	593.125	379.572	-36,00
MALDIVES	588.381	593.424	0,86	2.397.932	3.118.517	30,05
INDIA	683.246	596.797	-12,65	2.051.288	1.632.032	-20,44
PAKISTAN	1.223	6.261	411,85	28.696	5.117	-82,17
BANGLADESH	2.213	3.013	36,14	37.160	53.182	43,12
SRI LANKA	2.283	1.839	-19,46	4.512	12.723	182,00
IRAQ	12.165	18.061	48,47	11.655	131.674	1.029,73
IRAN (ISLAMIC REPUBLIC OF)	5.530	14.605	164,11	52.208	41.528	-20,46
SAUDI ARABIA	1.036.605	697.534	-32,71	3.561.931	2.708.315	-23,96
ISRAEL	458.254	440.363	-3,90	2.016.872	1.802.845	-10,61
KUWAIT	202.169	101.287	-49,90	557.461	339.703	-39,06
JORDAN	8.682	13.922	60,35	98.184	225.687	129,86
LEBANON	16.086	16.687	3,74	81.041	96.715	19,34
OMAN	83.621	82.130	-1,78	222.574	196.148	-11,87
TURKEY	224.376	433.418	93,17	1.176.347	2.714.708	130,77

https://www.bps.go.id

TABEL 6. PERKEMBANGAN EKSPOR INDONESIA MENURUT KOMODITI DAN NEGARA TUJUAN
JANUARI - JUNI 2021 DAN 2022

KOMODITI / NEGARA TUJUAN	BERAT BERSIH (KG)		PERUB	NILAI FOB (US $)		PERUB
	JAN-JUN 2021	JAN-JUN 2022	%	JAN-JUN 2021	JAN-JUN 2022	%
(1)	(2)	(3)	(4)	(5)	(6)	(7)
UNITED ARAB EMIRATES	1.337.198	1.096.418	-18,01	6.241.865	5.963.846	-4,45
QATAR	49.327	88.271	78,95	377.807	809.742	114,33
BAHRAIN	12.293	18.045	46,79	80.708	44.226	-45,20
CYPRUS	28.853	50.789	76,03	150.874	261.478	73,31
EGYPT	6.047	3.550	-41,30	52.351	10.378	-80,18
MOROCCO	25.834	17.317	-32,97	112.574	64.183	-42,99
TUNISIA	8.277	21.064	154,47	43.056	66.955	55,51
ALGERIA	5.214	-	-100,00	14.496	-	-100,00
SUDAN	11.250	-	-100,00	4.484	-	-100,00
NAMIBIA	3.950	6.585	66,71	4.906	3.523	-28,19
TANZANIA, UNITED REP. OF	49.720	207.966	318,28	68.244	897.832	1.215,61
KENYA	3.734	5.379	44,05	13.906	18.592	33,69
REUNION	630.846	526.273	-16,58	1.611.776	1.385.114	-14,06
MOZAMBIQUE	1.450	-	-100,00	10.734	-	-100,00
BOTSWANA	-	2.757	-	-	26.931	-
TOGO	33.287	47.755	43,47	47.629	74.668	56,77
GHANA	3.186	6.485	103,54	21.788	39.457	81,09
ANGOLA	5.229	7.970	52,42	49.435	69.179	39,94
CONGO	267	-	-100,00	3.037	-	-100,00
CAMEROON	-	5.254	-	-	5.644	-
NIGERIA	4.083	9.931	143,25	24.881	196.984	691,72
SIERRA LEONE	177	5.354	2.924,86	1.487	27.698	1.762,68
GABON	7.283	80	-98,90	21.787	136	-99,38
COTE D'IVOIRE	5.505	32.652	493,20	15.787	211.866	1.242,03
SENEGAL	1.319	80	-93,93	9.427	2.944	-68,78
GAMBIA	12.140	-	-100,00	11.000	-	-100,00
SEYCHELLES	19.046	42.529	123,29	156.596	301.136	92,30
UGANDA	3.452	-	-100,00	8.464	-	-100,00
DJIBOUTI	21.394	135.145	531,71	27.991	146.512	423,42
SOUTH AFRICA	685.176	739.089	7,87	2.267.544	2.253.002	-0,64
MAURITIUS	593.405	469.175	-20,93	1.058.333	811.978	-23,28
MAYOTTE	16.638	1.663	-90,01	32.397	4.626	-85,72
DEMOCRATIC REP. OF THE CONGO	677	-	-100,00	441	-	-100,00
AUSTRALIA	6.606.933	6.712.344	1,60	28.856.963	32.327.727	12,03
NEW ZEALAND	825.959	755.442	-8,54	3.502.231	3.601.977	2,85
GUAM	19.198	40.383	110,35	53.929	123.383	128,79
NEW CALEDONIA	100.145	96.111	-4,03	293.769	239.762	-18,38
NORTHERN MARIANA ISLANDS	4.250	4.700	10,59	13.500	12.744	-5,60
SAINT VINCENT AND THE GRENADINES	-	430	-	-	6.950	-
VANUATU	8.298	-	-100,00	3.097	-	-100,00
WALLIS AND FUTUNA ISLANDS	11.213	19.514	74,03	55.960	76.922	37,46
AMERICAN SAMOA	2.870	815	-71,59	20.324	4.732	-76,72
COOK ISLANDS	-	2.501	-	-	35.835	-
FIJI	4.673	30.471	552,13	31.765	16.681	-47,48
TONGA	1.020	-	-100,00	5.075	-	-100,00
EAST TIMOR	625.019	925.912	48,14	418.175	828.138	98,04
UNITED STATES	123.170.063	123.337.445	0,14	550.864.161	624.443.077	13,36
CANADA	2.902.950	3.350.562	15,42	12.277.805	15.454.198	25,87
MEXICO	421.016	443.528	5,35	2.371.449	2.656.637	12,03
GUATEMALA	67.210	38.018	-43,43	281.605	220.765	-21,60
PANAMA	69.656	20.575	-70,46	480.320	133.098	-72,29
CURACAO	1.392	717	-48,51	8.329	4.625	-44,46
SURINAME	975	14.029	1.338,91	4.188	17.358	314,45
CHILE	350.150	555.938	58,77	1.602.547	2.892.650	80,50
VENEZUELA	1.193	1.035	-13,25	10.918	9.996	-8,44
ARGENTINA	28.299	50.089	77,00	84.591	197.173	133,09
BRAZIL	32.218	57.416	78,21	62.092	145.360	134,10
COLOMBIA	35.299	31.933	-9,54	154.188	183.677	19,13
URUGUAY	48.268	78.859	63,38	209.174	388.168	85,57
PARAGUAY	9.235	-	-100,00	34.059	-	-100,00
ECUADOR	5.129	9.055	76,55	37.380	62.717	67,78
PERU	50.614	30.851	-39,05	326.966	170.362	-47,90
TRINIDAD AND TOBAGO	4.474	7.863	75,75	14.408	23.575	63,63
BAHAMAS	24.774	12.231	-50,63	65.549	38.067	-41,93
JAMAICA	12.558	24.139	92,22	56.829	117.389	106,57
PUERTO RICO	104.803	136.842	30,57	361.368	508.547	40,73
BELIZE	1.901	2.162	13,73	13.385	19.559	46,12
DOMINICAN REPUBLIC	167.658	201.528	20,20	406.276	705.141	73,56
EL SALVADOR	-	118	-	-	245	-
COSTA RICA	51.846	92.661	78,72	188.962	442.665	134,26
HAITI	23.478	23.457	-0,09	40.540	85.447	110,77
BARBADOS	3.849	5.775	50,04	19.924	59.867	200,47
ANTIGUA AND BARBUDA	2.366	7.492	216,65	1.500	35.220	2.247,98
ARUBA	49.228	77.240	56,90	139.791	227.541	62,77
CAYMAN ISLANDS	8.010	14.963	86,81	26.330	81.806	210,70
FRENCH GUIANA	30.915	29.601	-4,25	89.794	82.134	-8,53
FRENCH POLYNESIA	130.287	105.052	-19,37	567.819	424.890	-25,17
MARTINIQUE	108.333	110.829	2,30	321.393	342.824	6,67
NETHERLANDS ANTILLES	61.724	75.524	22,36	157.576	273.225	73,39
SAINT LUCIA	3.915	-	-100,00	13.145	-	-100,00
TURKS AND CAICOS ISLANDS	665	-	-100,00	1.554	-	-100,00
GUADELOUPE	196.377	285.927	45,60	643.248	1.107.011	72,10
SAINT KITTS AND NEVIS	-	815	-	-	10.991	-

https://www.bps.go.id

TABEL 6. PERKEMBANGAN EKSPOR INDONESIA MENURUT KOMODITI DAN NEGARA TUJUAN
JANUARI - JUNI 2021 DAN 2022

KOMODITI / NEGARA TUJUAN	BERAT BERSIH (KG)		PERUB	NILAI FOB (US $)		PERUB
	JAN-JUN 2021	JAN-JUN 2022	%	JAN-JUN 2021	JAN-JUN 2022	%
(1)	(2)	(3)	(4)	(5)	(6)	(7)
VIRGIN ISLANDS (BRITISH)	10.542	7.039	-33,23	58.861	59.313	0,77
U.S. VIRGIN ISLANDS	7.025	17.883	154,57	29.951	135.527	352,50
UNITED KINGDOM	13.618.823	11.912.117	-12,53	31.745.924	29.172.544	-8,11
NETHERLANDS	13.482.342	12.830.684	-4,83	49.186.553	49.095.053	-0,19
FRANCE	8.439.773	7.925.490	-6,09	22.393.876	26.109.602	16,59
GERMANY, FED. REP. OF	7.741.062	7.600.308	-1,82	37.133.476	39.564.716	6,55
AUSTRIA	305.637	271.742	-11,09	1.601.812	1.377.310	-14,02
BELGIUM	8.180.718	7.640.157	-6,61	32.936.070	36.039.696	9,42
SWITZERLAND	20.804	7.340	-64,72	138.818	37.128	-73,25
DENMARK	1.402.164	1.806.225	28,82	8.214.602	10.876.661	32,41
NORWAY	252.231	264.540	4,88	1.428.950	1.920.191	34,38
SWEDEN	987.360	1.187.818	20,30	5.352.019	6.989.690	30,60
FINLAND	146.242	90.369	-38,21	550.072	292.847	-46,76
IRELAND	267.906	194.482	-27,41	1.173.124	1.027.088	-12,45
ITALY	1.565.600	1.829.240	16,84	8.208.933	12.905.175	57,21
SPAIN	2.489.932	3.141.327	26,16	10.165.266	15.080.982	48,36
PORTUGAL	148.989	177.092	18,86	633.173	732.322	15,66
ICELAND	9.362	2.039	-78,22	8.455	2.575	-69,54
GREECE	534.310	925.546	73,22	2.253.503	5.184.092	130,05
HUNGARY	251	2.239	791,95	1.218	3.968	225,86
POLAND	599.960	786.520	31,10	1.773.783	2.602.063	46,70
ROMANIA	43.151	85.370	97,84	267.835	436.995	63,16
BULGARIA	106.839	89.521	-16,21	379.205	293.836	-22,51
ALBANIA	22.006	64.334	192,35	106.921	205.027	91,75
KAZAKHSTAN	1.522	417	-72,60	3.889	4.714	21,24
UKRAINE	22.307	14.454	-35,20	204.183	73.694	-63,91
LITHUANIA	15.668	31.043	98,14	82.854	251.654	203,73
LATVIA	18.838	45.863	143,46	112.289	159.614	42,15
ESTONIA	13.821	8.980	-35,03	86.478	83.089	-3,92
GEORGIA	17.480	7.765	-55,58	99.501	52.983	-46,75
CROATIA	63.787	108.928	70,77	140.961	277.513	96,87
MALTA	21.644	44.479	105,50	64.291	155.098	141,24
SLOVAKIA	-	2.176	-	-	2.384	-
SLOVENIA	85.355	85.352	0,00	373.747	329.414	-11,86
CZECH REPUBLIC	73.717	45.303	-38,54	140.115	149.808	6,92
RUSSIA FEDERATION	341.894	60.181	-82,40	1.509.654	352.426	-76,66
SERBIA	-	93	-	-	3.347	-
MONTENEGRO	16.978	5.906	-65,21	27.468	17.454	-36,46
FURNITUR DARI ROTAN ATAU BAMBU	**14.116.766**	**14.322.467**	**1,46**	**91.288.264**	**115.425.499**	**26,44**
JAPAN	991.307	844.203	-14,84	5.792.879	5.418.464	-6,46
HONG KONG	4.430	8.018	80,99	19.610	49.310	151,46
KOREA, REPUBLIC OF	59.555	54.708	-8,14	436.139	413.942	-5,09
TAIWAN	129.492	179.509	38,63	498.391	702.527	40,96
CHINA	118.528	119.975	1,22	829.389	807.067	-2,69
PAPUA NEW GUINEA	3.519	10	-99,72	15.615	1.775	-88,64
THAILAND	5.917	12.237	106,81	42.923	43.903	2,28
SINGAPORE	56.535	48.055	-15,00	450.740	361.357	-19,83
PHILIPPINES	6.157	269	-95,63	17.158	3.802	-77,84
MALAYSIA	85.331	60.834	-28,71	384.572	267.242	-30,51
CAMBODIA	-	801	-	-	5.202	-
BRUNEI DARUSSALAM	50	4.229	8.358,00	602	15.344	2.448,85
VIET NAM	2.286	920	-59,76	33.904	34.810	2,67
MALDIVES	118.982	15.533	-86,94	86.786	65.268	-24,79
INDIA	17.842	7.621	-57,29	78.099	62.375	-20,13
PAKISTAN	-	15.467	-	-	6.507	-
SRI LANKA	35	1.062	2.934,29	98	150	53,85
IRAQ	-	3.014	-	-	7.183	-
IRAN (ISLAMIC REPUBLIC OF)	2.352	4.666	98,39	13.992	28.866	106,30
SAUDI ARABIA	85.784	67.916	-20,83	282.776	232.196	-17,89
ISRAEL	203.068	74.255	-63,43	1.353.377	354.255	-73,82
KUWAIT	14.169	10.840	-23,50	113.872	69.653	-38,83
JORDAN	1.581	-	-100,00	15.861	-	-100,00
LEBANON	972	1.476	51,81	8.495	20.242	138,30
OMAN	6.551	73	-98,89	62.372	1.124	-98,20
TURKEY	61.266	80.868	32,00	313.827	419.463	33,66
UNITED ARAB EMIRATES	136.008	60.147	-55,78	799.366	613.002	-23,31
QATAR	9.100	8.569	-5,83	101.012	95.930	-5,03
BAHRAIN	3.791	165	-95,65	28.754	1.241	-95,69
CYPRUS	1.216	2.803	130,60	5.037	20.449	306,00
EGYPT	2.105	-	-100,00	1.496	-	-100,00
MOROCCO	2.519	2.405	-4,53	15.575	17.327	11,25
ALGERIA	165	-	-100,00	1.435	-	-100,00
TANZANIA, UNITED REP. OF	-	2.037	-	-	53.869	-
MADAGASCAR	2.635	1.200	-54,46	3.796	8.800	131,80
KENYA	2.886	702	-75,67	9.070	4.900	-45,98
REUNION	20.736	20.043	-3,34	90.072	99.994	11,01
GHANA	-	494	-	-	3.876	-
GABON	52	299	475,00	91	1.975	2.063,15
COTE D'IVOIRE	-	1.496	-	-	10.381	-
SENEGAL	140	-	-100,00	846	-	-100,00
SEYCHELLES	3.388	1.280	-62,20	12.006	12.829	6,86
NIGER	-	2.520	-	-	9.328	-

https://www.bps.go.id

TABEL 6. PERKEMBANGAN EKSPOR INDONESIA MENURUT KOMODITI DAN NEGARA TUJUAN
JANUARI - JUNI 2021 DAN 2022

KOMODITI / NEGARA TUJUAN	BERAT BERSIH (KG)		PERUB	NILAI FOB (US $)		PERUB
	JAN-JUN 2021	JAN-JUN 2022	%	JAN-JUN 2021	JAN-JUN 2022	%
(1)	(2)	(3)	(4)	(5)	(6)	(7)
DJIBOUTI	-	4.093	-	-	25.646	-
SOUTH AFRICA	50.507	45.266	-10,38	325.187	307.488	-5,44
MAURITIUS	3.267	5.897	80,50	18.255	43.764	139,73
MAYOTTE	140	-	-100,00	359	-	-100,00
AUSTRALIA	1.440.318	1.067.302	-25,90	7.909.691	7.494.771	-5,25
NEW ZEALAND	57.567	45.036	-21,77	388.900	403.936	3,87
NEW CALEDONIA	7.392	3.938	-46,73	38.455	23.988	-37,62
WALLIS AND FUTUNA ISLANDS	-	88	-	-	470	-
AMERICAN SAMOA	149	120	-19,35	540	579	7,22
COOK ISLANDS	-	18	-	-	1.751	-
EAST TIMOR	16.614	958	-94,23	33.916	6.934	-79,56
UNITED STATES	4.520.638	6.009.383	32,93	42.732.758	63.019.020	47,47
CANADA	129.944	115.878	-10,82	912.036	1.081.115	18,54
MEXICO	57.248	69.136	20,77	209.958	444.975	111,94
GUATEMALA	2.206	1.202	-45,51	11.152	5.393	-51,64
PANAMA	3.694	2.403	-34,94	27.449	46.856	70,70
CURACAO	2.095	287	-86,28	1.254	707	-43,61
SURINAME	-	38	-	-	385	-
CHILE	22.097	145.048	556,42	146.821	745.446	407,72
ARGENTINA	24.971	22.569	-9,62	101.890	177.230	73,94
BRAZIL	5.228	10.535	101,50	21.007	62.189	196,03
COLOMBIA	7.164	11.292	57,63	45.321	90.316	99,28
URUGUAY	9.473	10.212	7,79	72.982	48.465	-33,59
PARAGUAY	22	-	-100,00	84	-	-100,00
ECUADOR	1.896	1.701	-10,29	13.964	14.350	2,76
PERU	7.227	8.678	20,08	28.484	58.788	106,38
BAHAMAS	4.681	1.650	-64,75	5.787	6.051	4,56
JAMAICA	2.200	1.244	-43,48	14.381	7.393	-48,59
PUERTO RICO	9.686	405	-95,82	33.128	4.296	-87,03
BELIZE	93	-	-100,00	248	-	-100,00
DOMINICAN REPUBLIC	10.782	13.511	25,30	74.990	103.400	37,88
COSTA RICA	14.933	6.783	-54,58	92.534	50.104	-45,85
BARBADOS	1.368	390	-71,49	7.836	400	-94,90
ANTIGUA AND BARBUDA	-	1.318	-	-	8.332	-
ARUBA	2.288	10.739	369,37	3.163	3.385	7,02
CAPE VERDE	-	3.600	-	-	11.475	-
CAYMAN ISLANDS	100	1.360	1.260,00	138	2.059	1.386,73
FRENCH GUIANA	1.334	1.126	-15,61	6.988	6.461	-7,54
FRENCH POLYNESIA	3.150	3.288	4,39	16.781	21.050	25,44
MARTINIQUE	5.939	5.221	-12,08	14.256	15.021	5,37
NETHERLANDS ANTILLES	1.222	1.474	20,61	4.626	7.575	63,73
TURKS AND CAICOS ISLANDS	142	-	-100,00	239	-	-100,00
GUADELOUPE	6.652	5.642	-15,18	41.196	29.538	-28,30
SAINT KITTS AND NEVIS	-	132	-	-	3.816	-
VIRGIN ISLANDS (BRITISH)	229	-	-100,00	891	-	-100,00
U.S. VIRGIN ISLANDS	561	683	21,77	1.652	6.068	267,40
UNITED KINGDOM	333.530	473.316	41,91	1.754.762	2.942.654	67,70
NETHERLANDS	1.167.837	681.664	-41,63	2.957.613	2.375.091	-19,70
FRANCE	724.223	796.928	10,04	3.567.997	4.853.868	36,04
GERMANY, FED. REP. OF	350.282	421.043	20,20	1.719.402	2.423.734	40,96
AUSTRIA	1.916	1.479	-22,80	12.590	6.704	-46,75
BELGIUM	555.329	598.402	7,76	3.097.800	3.978.375	28,43
SWITZERLAND	30	107	254,89	316	498	57,35
DENMARK	307.637	404.971	31,64	2.685.124	3.959.310	47,45
NORWAY	28.764	35.479	23,35	114.920	203.185	76,81
SWEDEN	287.580	214.701	-25,34	1.815.733	1.474.018	-18,82
FINLAND	131.333	80.468	-38,73	708.592	445.980	-37,06
IRELAND	7.675	3.170	-58,70	68.291	32.526	-52,37
ITALY	178.522	263.072	47,36	1.359.247	2.549.925	87,60
SPAIN	276.583	406.750	47,06	1.634.450	2.705.684	65,54
PORTUGAL	57.093	25.518	-55,30	230.438	125.659	-45,47
ICELAND	10.531	348	-96,70	8.674	327	-96,23
GREECE	53.342	50.763	-4,83	229.499	391.688	70,67
HUNGARY	9.904	3.840	-61,23	27.300	6.400	-76,56
POLAND	135.412	120.859	-10,75	652.791	671.595	2,88
ROMANIA	74.505	44.479	-40,30	325.433	296.310	-8,95
BULGARIA	34.642	37.823	9,18	131.954	143.535	8,78
ALBANIA	5.133	6.746	31,42	31.288	47.442	51,63
KAZAKHSTAN	4.422	370	-91,63	14.010	9.366	-33,15
UKRAINE	30.972	-	-100,00	94.182	-	-100,00
LITHUANIA	40.829	4.545	-88,87	158.772	39.247	-75,28
LATVIA	5.766	184	-96,81	23.461	3.656	-84,42
ESTONIA	1.875	-	-100,00	10.185	-	-100,00
GEORGIA	22	-	-100,00	120	-	-100,00
CROATIA	8.941	2.580	-71,14	20.986	22.000	4,83
MALTA	-	2.329	-	-	16.741	-
SLOVENIA	7.181	6.545	-8,85	69.340	52.208	-24,71
CZECH REPUBLIC	11.381	4.818	-57,66	19.668	15.029	-23,59
RUSSIA FEDERATION	677.875	268.728	-60,36	2.462.210	895.745	-63,62
SERBIA	33	-	-100,00	1.786	-	-100,00
MONTENEGRO	-	75	-	-	88	-
FURNITUR DARI LOGAM	**15.285.042**	**14.750.851**	**-3,49**	**90.710.614**	**111.090.331**	**22,47**

https://www.bps.go.id

TABEL 6. PERKEMBANGAN EKSPOR INDONESIA MENURUT KOMODITI DAN NEGARA TUJUAN
JANUARI - JUNI 2021 DAN 2022

KOMODITI / NEGARA TUJUAN	BERAT BERSIH (KG)		PERUB	NILAI FOB (US $)		PERUB
	JAN-JUN 2021	JAN-JUN 2022	%	JAN-JUN 2021	JAN-JUN 2022	%
(1)	(2)	(3)	(4)	(5)	(6)	(7)
JAPAN	521.263	537.683	3,15	3.139.206	4.079.619	29,96
HONG KONG	10.528	6.419	-39,04	106.414	54.536	-48,75
KOREA, REPUBLIC OF	52.129	91.705	75,92	425.532	565.681	32,94
TAIWAN	27.655	39.104	41,40	102.790	159.831	55,49
CHINA	84.945	11.332	-86,66	393.671	65.399	-83,39
MACAU	116	-	-100,00	2.085	-	-100,00
PAPUA NEW GUINEA	-	1.605	-	-	6.679	-
THAILAND	23.133	29.736	28,54	175.804	303.037	72,37
SINGAPORE	110.928	129.788	17,00	511.299	647.415	26,62
PHILIPPINES	16.457	8.115	-50,69	60.742	40.965	-32,56
MALAYSIA	159.285	190.344	19,50	729.696	779.779	6,86
CAMBODIA	-	1.538	-	-	11.224	-
BRUNEI DARUSSALAM	277	1.001	261,53	336	8.905	2.548,40
VIET NAM	13.238	12.380	-6,48	42.242	43.531	3,05
MALDIVES	3.993	4.895	22,58	68.085	47.511	-30,22
INDIA	8.685	6.179	-28,85	92.721	74.568	-19,58
PAKISTAN	3.952	-	-100,00	8.542	-	-100,00
BANGLADESH	94	1.602	1.604,29	1.580	23.884	1.411,74
SRI LANKA	-	8.497	-	-	47.049	-
IRAQ	2.154	1.757	-18,42	27.052	18.911	-30,09
IRAN (ISLAMIC REPUBLIC OF)	320	194	-39,38	2.230	100	-95,52
SAUDI ARABIA	37.367	20.485	-45,18	248.717	131.017	-47,32
ISRAEL	21.200	17.469	-17,60	170.411	122.977	-27,83
KUWAIT	29.740	25.225	-15,18	111.686	108.810	-2,57
JORDAN	2.276	720	-68,38	27.063	6.633	-75,49
LEBANON	2.461	1.448	-41,16	28.675	9.664	-66,30
TURKEY	60.106	49.595	-17,49	590.291	504.738	-14,49
UNITED ARAB EMIRATES	68.216	88.329	29,48	764.708	1.197.924	56,65
QATAR	9.905	13.645	37,76	106.903	188.973	76,77
BAHRAIN	1.381	6.546	373,90	17.213	30.854	79,25
CYPRUS	11.783	13.548	14,98	78.869	128.346	62,73
EGYPT	106	386	264,15	1.678	1.434	-14,52
MOROCCO	4.119	5.298	28,62	49.096	71.220	45,06
TUNISIA	5.648	2.568	-54,54	103.359	48.607	-52,97
ALGERIA	2.190	-	-100,00	24.755	-	-100,00
NAMIBIA	-	709	-	-	11.777	-
TANZANIA, UNITED REP. OF	2.110	2.551	20,90	2.858	29.461	930,81
REUNION	3.572	345	-90,35	14.258	5.365	-62,37
GHANA	-	1.588	-	-	8.752	-
CONGO	4.176	-	-100,00	43.819	-	-100,00
NIGERIA	4.233	367	-91,34	52.240	12.947	-75,22
COTE D'IVOIRE	-	42.613	-	-	442.644	-
SEYCHELLES	4.328	96	-97,79	25.631	639	-97,51
SOUTH AFRICA	32.612	25.304	-22,41	256.170	239.080	-6,67
MAURITIUS	3.924	2.360	-39,85	29.500	29.048	-1,53
DEMOCRATIC REP. OF THE CONGO	307	-	-100,00	156	-	-100,00
AUSTRALIA	396.771	510.725	28,72	3.033.582	4.195.973	38,32
NEW ZEALAND	70.145	68.661	-2,11	657.492	698.638	6,26
GUAM	48	-	-100,00	229	-	-100,00
NEW CALEDONIA	2.630	2.231	-15,18	17.451	10.818	-38,01
VANUATU	50	-	-100,00	15	-	-100,00
FIJI	-	5.885	-	-	52.248	-
SOLOMON ISLANDS	-	75	-	-	161	-
EAST TIMOR	143.409	194.107	35,35	72.859	129.252	77,40
UNITED STATES	9.844.764	8.300.974	-15,68	48.814.150	55.446.279	13,59
CANADA	94.633	183.954	94,39	859.756	1.620.541	88,49
MEXICO	30.339	50.903	67,78	241.236	452.016	87,38
GUATEMALA	901	1.624	80,25	14.603	5.674	-61,15
PANAMA	2.723	5.116	87,88	26.354	50.109	90,14
CURACAO	-	2.022	-	-	24.178	-
CHILE	13.432	31.039	131,07	109.812	212.589	93,59
VENEZUELA	2.288	3.203	39,98	30.302	44.966	48,40
ARGENTINA	2.097	5.240	149,86	8.010	36.776	359,12
BRAZIL	-	1.558	-	-	2.394	-
COLOMBIA	7.757	5.098	-34,28	24.191	34.480	42,53
URUGUAY	474	90	-81,02	8.247	1.188	-85,59
ECUADOR	2.571	2.356	-8,35	30.481	6.898	-77,37
PERU	5.642	4.156	-26,33	22.885	39.566	72,89
PUERTO RICO	12.235	10.907	-10,86	128.403	95.524	-25,61
DOMINICAN REPUBLIC	11.588	10.188	-12,08	130.510	96.130	-26,34
COSTA RICA	90	7.691	8.445,60	300	60.130	19.943,46
BARBADOS	-	1.464	-	-	7.641	-
ARUBA	18	54	200,00	93	213	128,26
CAYMAN ISLANDS	-	40	-	-	192	-
FRENCH GUIANA	265	-	-100,00	1.439	-	-100,00
FRENCH POLYNESIA	1.422	245	-82,77	9.159	1.923	-79,01
MARTINIQUE	345	2.240	549,93	5.939	22.165	273,21
NETHERLANDS ANTILLES	2.020	1.574	-22,05	18.918	4.611	-75,62
GUADELOUPE	214	607	184,10	2.098	20.033	854,99
U.S. VIRGIN ISLANDS	-	281	-	-	3.737	-
UNITED KINGDOM	286.806	280.402	-2,23	2.715.322	2.872.453	5,79
NETHERLANDS	730.691	857.905	17,41	5.275.884	7.332.273	38,98
FRANCE	374.579	398.274	6,33	2.450.704	2.932.496	19,66

https://www.bps.go.id

TABEL 6. PERKEMBANGAN EKSPOR INDONESIA MENURUT KOMODITI DAN NEGARA TUJUAN
JANUARI - JUNI 2021 DAN 2022

KOMODITI / NEGARA TUJUAN	BERAT BERSIH (KG)		PERUB	NILAI FOB (US $)		PERUB
	JAN-JUN 2021	JAN-JUN 2022	%	JAN-JUN 2021	JAN-JUN 2022	%
(1)	(2)	(3)	(4)	(5)	(6)	(7)
GERMANY, FED. REP. OF	413.343	507.278	22,73	5.093.816	6.668.564	30,91
AUSTRIA	446	3.196	617,23	5.778	45.787	692,40
BELGIUM	820.713	983.295	19,81	6.541.693	8.686.442	32,79
SWITZERLAND	1.227	10.109	723,71	9.390	174.629	1.759,69
DENMARK	152.040	291.650	91,82	1.458.712	2.783.680	90,83
NORWAY	19.729	20.298	2,88	166.848	258.068	54,67
SWEDEN	89.857	78.632	-12,49	659.571	755.916	14,61
FINLAND	23.329	2.353	-89,92	167.107	20.681	-87,62
IRELAND	9.435	8.333	-11,68	97.599	81.243	-16,76
ITALY	48.881	91.205	86,58	518.502	1.025.902	97,86
SPAIN	176.745	244.150	38,14	1.270.158	2.291.649	80,42
PORTUGAL	4.005	12.031	200,43	29.916	62.437	108,71
GREECE	19.872	39.422	98,38	172.613	325.332	88,48
HUNGARY	-	1.962	-	-	40.202	-
POLAND	34.190	41.087	20,17	227.735	342.544	50,41
ROMANIA	17.653	28.633	62,20	190.882	318.132	66,66
BULGARIA	2.309	-	-100,00	7.529	-	-100,00
ALBANIA	198	136	-31,14	1.290	1.766	36,92
KAZAKHSTAN	6.514	-	-100,00	15.350	-	-100,00
UKRAINE	10.658	-	-100,00	108.072	-	-100,00
LITHUANIA	7	5.733	88.101,08	46	61.019	132.119,26
LATVIA	31.333	16.280	-48,04	545.534	259.131	-52,50
ESTONIA	355	-	-100,00	3.666	-	-100,00
GEORGIA	895	1.720	92,24	17.509	14.737	-15,83
MALTA	228	749	228,55	3.101	15.104	387,05
SLOVENIA	402	6.047	1.404,11	4.817	27.918	479,55
CZECH REPUBLIC	2.480	-	-100,00	214	-	-100,00
RUSSIA FEDERATION	6.337	598	-90,57	44.656	5.650	-87,35
FURNITUR DARI PLASTIK	**7.427.483**	**8.011.755**	**7,87**	**36.460.732**	**43.437.178**	**19,13**
JAPAN	1.573.280	1.502.054	-4,53	4.069.137	4.198.243	3,17
HONG KONG	5.270	2.021	-61,64	15.490	8.533	-44,91
KOREA, REPUBLIC OF	205.733	233.013	13,26	500.677	645.316	28,89
TAIWAN	221.423	148.089	-33,12	252.075	163.573	-35,11
CHINA	1.185.710	1.492.013	25,83	1.092.922	1.258.430	15,14
PAPUA NEW GUINEA	988	2	-99,80	4.457	1.265	-71,61
THAILAND	12.487	31.686	153,76	136.341	368.269	170,11
SINGAPORE	41.888	73.049	74,39	175.775	431.637	145,56
PHILIPPINES	5.249	1.961	-62,64	25.758	15.306	-40,58
MALAYSIA	16.678	15.773	-5,43	43.849	158.448	261,35
CAMBODIA	6.882	-	-100,00	41.671	-	-100,00
BRUNEI DARUSSALAM	-	43	-	-	95	-
NEPAL	42	-	-100,00	114	-	-100,00
VIET NAM	112.507	60.415	-46,30	797.203	422.470	-47,01
MALDIVES	6.316	16.453	160,51	72.605	357.657	392,61
INDIA	6.141	11.155	81,63	62.924	101.952	62,02
PAKISTAN	739	-	-100,00	575	-	-100,00
SRI LANKA	1.757	402	-77,13	14.989	299	-98,00
IRAQ	2.323	-	-100,00	29.344	-	-100,00
SAUDI ARABIA	19.726	10.702	-45,75	96.270	63.987	-33,53
ISRAEL	25.446	22.285	-12,42	92.870	56.107	-39,59
KUWAIT	2.125	804	-62,16	6.471	37.294	476,28
JORDAN	585	146	-75,00	6.440	1.709	-73,47
LEBANON	150	10	-93,33	1.532	273	-82,18
TURKEY	97.465	79.996	-17,92	475.578	771.779	62,28
UNITED ARAB EMIRATES	49.128	21.474	-56,29	394.156	165.188	-58,09
QATAR	2.249	1.735	-22,87	26.263	48.006	82,79
BAHRAIN	2.717	119	-95,60	20.913	398	-98,09
CYPRUS	5.786	7.422	28,29	56.945	73.910	29,79
EGYPT	-	17	-	-	466	-
MOROCCO	45	-	-100,00	1.657	-	-100,00
ALGERIA	23	-	-100,00	152	-	-100,00
TANZANIA, UNITED REP. OF	-	75	-	-	447	-
SOMALIA	-	100	-	-	100	-
REUNION	1.187	438	-63,13	3.889	4.970	27,80
GHANA	510	-	-100,00	1.065	-	-100,00
GUINEA	16	-	-100,00	25	-	-100,00
NIGERIA	-	600	-	-	3.500	-
COTE D'IVOIRE	-	3.594	-	-	63.734	-
MALI	136	-	-100,00	70	-	-100,00
SEYCHELLES	917	113	-87,68	6.051	7.708	27,38
SOUTH AFRICA	6.001	6.936	15,57	78.480	79.054	0,73
MAURITIUS	1.151	1.252	8,79	10.783	24.708	129,14
AUSTRALIA	184.750	207.788	12,47	1.060.657	1.521.653	43,46
NEW ZEALAND	16.898	8.356	-50,55	42.100	35.399	-15,92
NEW CALEDONIA	813	484	-40,43	4.401	5.162	17,31
FIJI	9.313	-	-100,00	13.071	-	-100,00
SOLOMON ISLANDS	2.270	281	-87,62	1.362	711	-47,80
EAST TIMOR	165.009	256.967	55,73	143.520	316.026	120,20
UNITED STATES	1.416.352	1.168.893	-17,47	8.574.188	7.533.354	-12,14
CANADA	51.251	26.487	-48,32	236.177	324.092	37,22
MEXICO	21.395	14.074	-34,22	148.949	88.880	-40,33
GUATEMALA	33	1.794	5.372,85	781	23.202	2.870,86

https://www.bps.go.id

TABEL 6. PERKEMBANGAN EKSPOR INDONESIA MENURUT KOMODITI DAN NEGARA TUJUAN
JANUARI - JUNI 2021 DAN 2022

KOMODITI / NEGARA TUJUAN	BERAT BERSIH (KG)		PERUB	NILAI FOB (US $)		PERUB
	JAN-JUN 2021	JAN-JUN 2022	%	JAN-JUN 2021	JAN-JUN 2022	%
(1)	(2)	(3)	(4)	(5)	(6)	(7)
CHILE	166	575	246,45	1.380	5.183	275,58
ARGENTINA	-	90	-	-	100	-
COLOMBIA	3.847	3.565	-7,34	7.779	7.166	-7,88
URUGUAY	-	961	-	-	10.330	-
ECUADOR	178	182	1,93	3.344	4.633	38,56
PERU	160	898	461,32	1.584	10.664	573,24
BAHAMAS	-	400	-	-	1.246	-
JAMAICA	-	10.112	-	-	135.480	-
PUERTO RICO	15	-	-100,00	87	-	-100,00
BELIZE	-	38	-	-	1.028	-
DOMINICAN REPUBLIC	1.153	357	-69,07	25.127	6.318	-74,86
COSTA RICA	706	2.129	201,51	4.978	20.698	315,81
CAYMAN ISLANDS	-	10	-	-	289	-
FRENCH POLYNESIA	8.301	2.130	-74,34	37.266	14.487	-61,13
NETHERLANDS ANTILLES	1.788	1.197	-33,03	14.331	13.486	-5,90
GUADELOUPE	495	10	-97,98	3.282	342	-89,59
VIRGIN ISLANDS (BRITISH)	-	444	-	-	7.736	-
UNITED KINGDOM	208.346	233.833	12,23	1.844.473	2.245.253	21,73
NETHERLANDS	662.827	902.554	36,17	6.367.026	8.553.594	34,34
FRANCE	52.566	26.288	-49,99	378.937	347.401	-8,32
GERMANY, FED. REP. OF	308.288	485.659	57,53	3.189.550	5.257.584	64,84
AUSTRIA	697	3.723	434,20	7.628	44.487	483,20
BELGIUM	401.087	460.691	14,86	3.017.619	3.219.676	6,70
SWITZERLAND	12.549	1.061	-91,54	145.668	11.008	-92,44
DENMARK	16.521	27.168	64,45	71.901	213.443	196,86
NORWAY	6.520	9.780	50,01	58.067	98.630	69,86
SWEDEN	78.069	80.296	2,85	700.526	691.103	-1,35
FINLAND	10.508	18.740	78,34	91.384	151.517	65,80
ITALY	57.034	162.926	185,67	603.052	1.566.136	159,70
SPAIN	42.771	103.759	142,59	425.768	1.002.841	135,54
PORTUGAL	8.154	4.036	-50,51	79.475	49.694	-37,47
GREECE	15.266	8.938	-41,45	51.037	119.785	134,70
HUNGARY	110	-	-100,00	30	-	-100,00
POLAND	4.728	5.086	7,58	32.839	37.061	12,86
ROMANIA	2.329	10.438	348,17	23.948	114.553	378,34
BULGARIA	3.341	-	-100,00	2.076	-	-100,00
UKRAINE	7.004	747	-89,33	81.877	9.756	-88,08
LITHUANIA	3.349	3.559	6,29	39.013	36.322	-6,90
LATVIA	159	-	-100,00	9.125	-	-100,00
ESTONIA	1.955	1.962	0,39	20.455	20.607	0,74
MALTA	-	262	-	-	2.241	-
SLOVENIA	1.541	5.933	285,09	16.968	16.643	-1,92
CZECH REPUBLIC	75	-	-100,00	818	-	-100,00
RUSSIA FEDERATION	15.726	-	-100,00	250.960	-	-100,00
SERBIA	298	146	-51,05	10.634	5.349	-49,70
FURNITUR LAINNYA	**50.398.041**	**55.302.721**	**9,73**	**176.736.958**	**211.775.017**	**19,82**
JAPAN	579.549	219.915	-62,05	2.407.536	1.240.579	-48,47
HONG KONG	1.426	215.889	15.040,36	23.305	940.734	3.936,61
KOREA, REPUBLIC OF	2.319	5.952	156,66	14.939	30.986	107,41
TAIWAN	44.381	49.872	12,37	210.653	312.418	48,31
CHINA	7.852	39.013	396,85	45.002	100.227	122,72
MACAU	71	-	-100,00	1.326	-	-100,00
PAPUA NEW GUINEA	86	-	-100,00	604	-	-100,00
THAILAND	1.333.013	973.946	-26,94	4.400.162	3.346.011	-23,96
SINGAPORE	623.111	1.008.512	61,85	2.256.174	3.736.424	65,61
PHILIPPINES	31.770	38.762	22,01	139.183	196.526	41,20
MALAYSIA	1.380.554	1.848.496	33,90	4.765.282	11.966.782	151,12
CAMBODIA	8.850	444	-94,99	37.874	4.726	-87,52
BRUNEI DARUSSALAM	5.721	3.910	-31,66	14.807	24.415	64,89
VIET NAM	75.431	20.247	-73,16	560.870	197.351	-64,81
MALDIVES	5.162	4.562	-11,63	30.064	43.920	46,09
INDIA	577	188	-67,44	3.935	1.649	-58,08
PAKISTAN	227.564	288.793	26,91	1.788.413	2.391.292	33,71
BANGLADESH	649	253	-61,07	5.922	1.765	-70,20
SRI LANKA	362	-	-100,00	522	-	-100,00
IRAQ	418	566	35,23	10.103	6.506	-35,61
IRAN (ISLAMIC REPUBLIC OF)	-	12	-	-	166	-
SAUDI ARABIA	2.683	12.790	376,66	34.663	18.230	-47,41
ISRAEL	2.136	721	-66,25	18.630	1.823	-90,22
KUWAIT	159	278	74,84	1.367	2.241	63,87
JORDAN	502	156	-69,00	8.601	2.270	-73,61
LEBANON	423	-	-100,00	6.527	-	-100,00
TURKEY	296	-	-100,00	5.510	-	-100,00
UNITED ARAB EMIRATES	5.600	3.314	-40,82	71.576	51.348	-28,26
QATAR	587	917	56,17	10.108	16.859	66,79
BAHRAIN	246	1.368	455,21	4.319	10.910	152,63
CYPRUS	26	53	100,00	35	20	-42,86
EGYPT	2.469	406	-83,55	20.108	3.072	-84,72
MOROCCO	-	102	-	-	1.732	-
TANZANIA, UNITED REP. OF	55	153	178,36	218	2.520	1.056,68
KENYA	1.174	264	-77,55	16.021	3.990	-75,09
REUNION	989	688	-30,43	18.689	4.919	-73,68

https://www.bps.go.id

TABEL 6. PERKEMBANGAN EKSPOR INDONESIA MENURUT KOMODITI DAN NEGARA TUJUAN
JANUARI - JUNI 2021 DAN 2022

KOMODITI / NEGARA TUJUAN	BERAT BERSIH (KG)		PERUB	NILAI FOB (US $)		PERUB
	JAN-JUN 2021	JAN-JUN 2022	%	JAN-JUN 2021	JAN-JUN 2022	%
(1)	(2)	(3)	(4)	(5)	(6)	(7)
TOGO	8	7	-12,50	42	21	-50,00
GUINEA	33	506	1.442,68	22	1.811	8.019,96
CONGO	-	3	-	-	14	-
SIERRA LEONE	-	240	-	-	1.120	-
COTE D'IVOIRE	914	240	-73,69	5.009	3.863	-22,88
SENEGAL	37	175	372,97	232	841	262,94
GAMBIA	1	30	5.900,00	46	180	291,30
SEYCHELLES	164	1.795	994,51	833	10.012	1.102,04
SOUTH AFRICA	131	11	-91,90	2.955	39	-98,66
MAURITIUS	59	69	16,16	236	85	-64,06
DEMOCRATIC REP. OF THE CONGO	366	-	-100,00	791	-	-100,00
AUSTRALIA	42.642	44.768	4,98	358.207	384.109	7,23
NEW ZEALAND	3.006	4.186	39,25	32.489	88.076	171,10
MICRONESIA, FED. STATES OF	13.032	-	-100,00	1.920	-	-100,00
GUAM	10	2.650	26.400,00	250	14.675	5.770,00
NEW CALEDONIA	1.010	961	-4,85	8.527	6.541	-23,29
WALLIS AND FUTUNA ISLANDS	716	4.653	549,86	1.010	36.769	3.539,83
COOK ISLANDS	-	10	-	-	760	-
FIJI	-	39	-	-	500	-
KIRIBATI	410	367	-10,49	19.110	9.231	-51,69
EAST TIMOR	539.680	736.814	36,53	922.017	1.370.027	48,59
UNITED STATES	44.826.145	49.443.266	10,30	149.118.577	181.822.130	21,93
CANADA	15.458	21.814	41,12	123.664	146.217	18,24
MEXICO	141	56.100	39.564,24	4.123	42.583	932,86
PANAMA	-	197	-	-	1.027	-
CHILE	2.778	13.889	399,96	22.814	164.598	621,47
ARGENTINA	544	58	-89,33	18.786	120	-99,36
URUGUAY	-	11	-	-	5	-
ECUADOR	17	-	-100,00	381	-	-100,00
PERU	6	-	-100,00	125	-	-100,00
BAHAMAS	42	-	-100,00	147	-	-100,00
JAMAICA	-	471	-	-	1.767	-
PUERTO RICO	33	-	-100,00	485	-	-100,00
DOMINICAN REPUBLIC	-	20	-	-	66	-
COSTA RICA	108	1.150	964,81	469	6.007	1.181,44
ARUBA	-	2.837	-	-	1.535	-
CAYMAN ISLANDS	-	8	-	-	363	-
FRENCH POLYNESIA	453	595	31,35	4.128	4.444	7,65
MARTINIQUE	-	376	-	-	4.123	-
NETHERLANDS ANTILLES	55	-	-100,00	40	-	-100,00
GUADELOUPE	1.349	2.116	56,86	17.272	40.684	135,55
VIRGIN ISLANDS (BRITISH)	392	-	-100,00	6.380	-	-100,00
U.S. VIRGIN ISLANDS	-	60	-	-	903	-
UNITED KINGDOM	108.882	1.777	-98,37	3.284.951	37.436	-98,86
NETHERLANDS	8.710	10.118	16,16	101.701	121.508	19,48
FRANCE	9.075	40.035	341,15	122.231	547.744	348,12
GERMANY, FED. REP. OF	324.387	24.997	-92,29	3.565.606	282.448	-92,08
AUSTRIA	-	1.220	-	-	7.047	-
BELGIUM	8.348	16.806	101,31	69.298	125.744	81,46
SWITZERLAND	172	-	-100,00	2.363	-	-100,00
DENMARK	105.855	66.361	-37,31	1.578.686	1.129.196	-28,47
NORWAY	1.326	392	-70,42	10.630	6.547	-38,41
SWEDEN	330	510	54,64	6.704	6.169	-7,98
FINLAND	171	325	89,89	3.063	5.632	83,84
ITALY	9.860	3.832	-61,13	133.793	22.645	-83,07
SPAIN	20.930	50.202	139,86	213.283	609.464	185,75
PORTUGAL	129	58	-55,04	1.333	679	-49,09
GREECE	251	995	296,80	3.782	25.271	568,15
HUNGARY	5	-	-100,00	36	-	-100,00
POLAND	-	776	-	-	3.260	-
ROMANIA	-	24	-	-	1.048	-
BULGARIA	-	50	-	-	410	-
UKRAINE	81	-	-100,00	950	-	-100,00
LATVIA	-	278	-	-	3.880	-
CROATIA	30	338	1.027,67	321	4.955	1.441,58
SLOVENIA	144	2.599	1.704,86	3.468	6.279	81,06
CZECH REPUBLIC	3.404	-	-100,00	30.625	-	-100,00
BARANG PERHIASAN DAN BARANG BERHARGA	**392.518**	**501.213**	**27,69**	**1.227.486.886**	**2.374.109.725**	**93,41**
JAPAN	2.156	1.859	-13,77	12.618.138	13.394.236	6,15
HONG KONG	4.727	4.031	-14,73	87.465.371	182.034.426	108,12
KOREA, REPUBLIC OF	586	23.318	3.881,74	4.178.192	4.927.719	17,94
TAIWAN	28	42	53,40	18.171	1.904	-89,52
CHINA	94.702	84.212	-11,08	1.803.940	1.920.608	6,47
PAPUA NEW GUINEA	57	-	-100,00	300	-	-100,00
THAILAND	1.171	2.657	126,77	2.834.578	2.387.461	-15,77
SINGAPORE	98.525	132.477	34,46	40.324.043	326.224.099	709,01
PHILIPPINES	9	1.596	16.809,59	144	102.783	71.123,11
MALAYSIA	1.953	233	-88,08	975.834	863.319	-11,53
CAMBODIA	100	2	-97,70	11	40	263,64
BRUNEI DARUSSALAM	5	7	37,40	72	507	606,58
VIET NAM	46	282	507,72	1.302.797	5.615.283	331,02

https://www.bps.go.id

TABEL 6. PERKEMBANGAN EKSPOR INDONESIA MENURUT KOMODITI DAN NEGARA TUJUAN
JANUARI - JUNI 2021 DAN 2022

KOMODITI / NEGARA TUJUAN	BERAT BERSIH (KG)		PERUB	NILAI FOB (US $)		PERUB
	JAN-JUN 2021	JAN-JUN 2022	%	JAN-JUN 2021	JAN-JUN 2022	%
(1)	(2)	(3)	(4)	(5)	(6)	(7)
MALDIVES	73	1.299	1.679,11	7.187	15.592	116,94
INDIA	56	1.540	2.632,16	447.220	67.490	-84,91
SAUDI ARABIA	63	71	11,44	2.366.055	57.378	-97,57
ISRAEL	1.497	-	-100,00	11.397	-	-100,00
KUWAIT	-	1	-	-	15	-
JORDAN	1.176	6.401	444,32	40.127.259	219.288.775	446,48
LEBANON	-	111	-	-	400	-
TURKEY	200	2.116	960,05	170.159	217.516	27,83
UNITED ARAB EMIRATES	2.698	4.273	58,37	121.401.673	146.878.429	20,99
QATAR	-	13	-	-	724.573	-
BAHRAIN	158	-	-100,00	3.264	-	-100,00
CYPRUS	3	316	9.186,28	89.534	129.206	44,31
EGYPT	362	-	-100,00	2.341	-	-100,00
MOROCCO	24	73	204,25	1.034.039	641.377	-37,97
TANZANIA, UNITED REP. OF	-	342	-	-	4.554	-
REUNION	158	304	92,41	5.217	4.661	-10,66
NIGERIA	134	0	-99,80	2.400	397	-83,46
GABON	4	-	-100,00	97	-	-100,00
SENEGAL	-	176	-	-	7.826	-
MAURITANIA	1	-	-100,00	98	-	-100,00
BENIN	0	-	-100,00	295	-	-100,00
SEYCHELLES	-	33	-	-	86	-
DJIBOUTI	-	0	-	-	16	-
SOUTH AFRICA	185	877	374,11	4.122	2.153.617	52.140,71
MAURITIUS	-	139	-	-	3.005	-
MAYOTTE	58	46	-20,69	2.029	2.527	24,53
AUSTRALIA	8.592	7.643	-11,05	2.261.590	4.263.137	88,50
NEW ZEALAND	202	519	156,76	59.753	36.462	-38,98
NEW CALEDONIA	370	126	-65,95	5.632	6.128	8,81
FIJI	-	19	-	-	1.827	-
KIRIBATI	243	126	-48,12	500	2.555	411,00
EAST TIMOR	37	338	812,46	95	20.668	21.655,50
UNITED STATES	88.352	112.021	26,79	339.274.911	181.672.416	-46,45
CANADA	4.087	4.028	-1,44	873.653	684.767	-21,62
MEXICO	1.033	1.495	44,71	2.146.145	8.678.020	304,35
PANAMA	10	28	181,60	39	55.477	141.423,06
CHILE	45	107	137,78	830	44	-94,73
BRAZIL	4.105	2.769	-32,54	8.357	176.631	2.013,50
COLOMBIA	42	3.118	7.322,86	479	26.003	5.331,84
PARAGUAY	13	-	-100,00	113	-	-100,00
PERU	-	0	-	-	7	-
JAMAICA	-	233	-	-	6.331	-
DOMINICAN REPUBLIC	33	59	79,61	39.983	65.234	63,16
COSTA RICA	80	2.914	3.542,92	4.741	16.094	239,45
HAITI	27	1	-96,83	27.376	32.084	17,19
ANGUILLA	-	3	-	-	3.030	-
FRENCH POLYNESIA	40	166	313,75	231	2.227	864,05
MARTINIQUE	-	589	-	-	2.660	-
NETHERLANDS ANTILLES	2	9	412,32	59.466	318.554	435,69
TURKS AND CAICOS ISLANDS	1	-	-100,00	30	-	-100,00
GUADELOUPE	87	106	21,84	2.915	4.649	59,47
SAINT KITTS AND NEVIS	-	25	-	-	1.229	-
VIRGIN ISLANDS (BRITISH)	15	-	-100,00	170	-	-100,00
U.S. VIRGIN ISLANDS	-	45	-	-	194.840	-
UNITED KINGDOM	3.912	8.984	129,63	2.891.376	4.713.140	63,01
NETHERLANDS	10.271	6.319	-38,48	788.565	948.132	20,24
FRANCE	18.793	13.034	-30,64	2.453.180	1.245.822	-49,22
GERMANY, FED. REP. OF	9.573	9.649	0,79	4.912.722	5.664.119	15,29
AUSTRIA	92	17	-81,30	38.591	2.268	-94,12
BELGIUM	6.328	2.090	-66,97	98.623	91.855	-6,86
SWITZERLAND	9.485	20.477	115,89	542.619.534	1.242.267.886	128,94
DENMARK	313	182	-41,87	120.647	75.695	-37,26
NORWAY	-	107	-	-	29.370	-
SWEDEN	112	62	-44,47	215.547	462.432	114,54
FINLAND	3	1	-84,04	4.167	1.335	-67,96
IRELAND	-	355	-	-	410	-
ITALY	6.952	9.296	33,72	10.877.939	13.556.964	24,63
SPAIN	3.508	15.893	353,08	189.354	526.914	178,27
PORTUGAL	2.278	2.111	-7,34	15.127	108.899	619,92
ICELAND	-	4	-	-	4.033	-
GREECE	362	2.090	477,20	72.895	117.961	61,82
HUNGARY	574	-	-100,00	1.795	-	-100,00
POLAND	829	1.280	54,46	82.829	221.314	167,19
ROMANIA	18	8	-54,97	48.461	21.029	-56,61
ESTONIA	-	24	-	-	4.450	-
CROATIA	77	1.931	2.401,30	84	24.185	28.552,09
MALTA	0	30	10.141,38	369	28.002	7.479,72
SLOVAKIA	-	12	-	-	1.578	-
SLOVENIA	544	1.406	158,46	6.506	2.017	-69,00
CZECH REPUBLIC	18	238	1.224,44	708	2.357	232,85
REP. OF MACEDONIA	3	4	30,00	6.721	4.155	-38,18
RUSSIA FEDERATION	139	277	98,39	78.152	42.503	-45,61

https://www.bps.go.id

TABEL 6. PERKEMBANGAN EKSPOR INDONESIA MENURUT KOMODITI DAN NEGARA TUJUAN
JANUARI - JUNI 2021 DAN 2022

KOMODITI / NEGARA TUJUAN	BERAT BERSIH (KG)		PERUB	NILAI FOB (US $)		PERUB
	JAN-JUN 2021	JAN-JUN 2022	%	JAN-JUN 2021	JAN-JUN 2022	%
(1)	(2)	(3)	(4)	(5)	(6)	(7)
INSTRUMEN ALAT MUSIK	**30.333.086**	**29.937.488**	**-1,30**	**371.658.079**	**415.828.040**	**11,88**
JAPAN	4.938.185	5.022.191	1,70	59.100.986	54.541.597	-7,71
HONG KONG	133.760	200.027	49,54	1.543.044	2.029.762	31,54
KOREA, REPUBLIC OF	920.622	883.677	-4,01	10.337.318	12.636.026	22,24
TAIWAN	167.015	228.722	36,95	1.583.521	2.450.258	54,73
CHINA	6.980.100	5.771.350	-17,32	52.073.607	51.247.064	-1,59
MONGOLIA	-	1.375	-	-	47.206	-
PAPUA NEW GUINEA	163	-	-100,00	4.653	-	-100,00
THAILAND	182.498	153.063	-16,13	2.444.463	2.441.781	-0,11
SINGAPORE	106.416	97.278	-8,59	1.596.571	2.203.054	37,99
PHILIPPINES	14.095	16.330	15,86	277.563	406.223	46,35
MALAYSIA	927.237	1.047.618	12,98	10.457.879	12.714.785	21,58
MYANMAR	632	2.160	241,58	14.010	19.923	42,20
CAMBODIA	3.319	-	-100,00	30.090	-	-100,00
BRUNEI DARUSSALAM	242	322	33,21	2.222	940	-57,68
NEPAL	1.856	686	-63,02	44.075	17.842	-59,52
VIET NAM	92.858	71.401	-23,11	784.913	782.473	-0,31
MALDIVES	-	133	-	-	626	-
INDIA	86.181	70.834	-17,81	1.529.395	1.639.580	7,20
PAKISTAN	45	-	-100,00	1.805	-	-100,00
BANGLADESH	-	932	-	-	20.394	-
SRI LANKA	653	5	-99,23	6.068	628	-89,65
SAUDI ARABIA	374	20	-94,69	1.780	141	-92,08
ISRAEL	18.712	25.491	36,23	390.268	493.359	26,42
KUWAIT	2.777	1.363	-50,91	28.480	13.008	-54,33
JORDAN	1.980	5.304	167,83	20.864	59.193	183,71
LEBANON	-	991	-	-	10.103	-
OMAN	140	737	424,97	4.534	6.892	52,00
TURKEY	141.503	195.246	37,98	1.507.989	2.050.221	35,96
UNITED ARAB EMIRATES	608.596	583.940	-4,05	6.469.273	7.759.405	19,94
CYPRUS	3.096	2.974	-3,96	35.381	41.278	16,67
EGYPT	1.008	-	-100,00	16.344	-	-100,00
REUNION	-	569	-	-	15.383	-
NIGERIA	0	3.741	1.116.616,42	118	94.194	80.058,28
SIERRA LEONE	1.042	-	-100,00	25.956	-	-100,00
CENTRAL AFRICAN REPUBLIC	-	66	-	-	930	-
DJIBOUTI	15	-	-100,00	900	-	-100,00
SOUTH AFRICA	11.294	16.375	44,99	251.005	376.283	49,91
MAURITIUS	144	-	-100,00	3.809	-	-100,00
RWANDA	-	80	-	-	628	-
AUSTRALIA	661.555	559.002	-15,50	8.785.156	8.420.481	-4,15
NEW ZEALAND	34.982	28.822	-17,61	585.336	603.419	3,09
GUAM	-	182	-	-	169	-
NEW CALEDONIA	0	0	-18,08	30	93	209,31
VANUATU	0	-	-100,00	20	-	-100,00
SAMOA	1	-	-100,00	193	-	-100,00
EAST TIMOR	8.336	18.602	123,15	19.267	38.286	98,72
UNITED STATES	5.953.522	6.541.461	9,88	99.929.927	128.678.515	28,77
CANADA	436.770	542.790	24,27	5.395.661	7.445.456	37,99
MEXICO	99.905	87.413	-12,50	1.298.914	1.632.876	25,71
GUATEMALA	5.337	5.878	10,15	150.319	192.672	28,18
HONDURAS	497	299	-39,86	11.893	7.350	-38,19
NICARAGUA	576	-	-100,00	18.864	-	-100,00
PANAMA	71.197	81.530	14,51	1.304.102	1.557.550	19,43
CHILE	41.152	38.552	-6,32	810.906	924.732	14,04
ARGENTINA	26.347	28.069	6,54	486.584	801.858	64,79
BRAZIL	146.920	165.090	12,37	1.739.109	2.098.319	20,65
COLOMBIA	7.877	7.918	0,52	180.198	182.498	1,28
BOLIVIA	172	-	-100,00	4.790	-	-100,00
URUGUAY	4.480	2.165	-51,67	114.668	56.137	-51,04
PARAGUAY	-	4.486	-	-	50.846	-
ECUADOR	445	6.113	1.273,92	3.556	166.923	4.594,16
PERU	20.581	6.044	-70,63	345.510	215.988	-37,49
JAMAICA	-	482	-	-	5.660	-
DOMINICAN REPUBLIC	-	8.885	-	-	15.567	-
EL SALVADOR	-	751	-	-	24.073	-
COSTA RICA	2.305	1.992	-13,59	61.619	53.193	-13,67
FRENCH POLYNESIA	0	-	-100,00	12	-	-100,00
MARTINIQUE	-	1.290	-	-	8.964	-
UNITED KINGDOM	873.988	948.962	8,58	12.151.320	14.330.940	17,94
NETHERLANDS	1.160.168	1.144.097	-1,39	18.378.459	20.857.817	13,49
FRANCE	978.944	1.067.918	9,09	11.952.501	13.509.513	13,03
GERMANY, FED. REP. OF	3.204.207	3.388.101	5,74	39.572.929	45.519.743	15,03
AUSTRIA	6	52	766,67	287	5.951	1.972,80
BELGIUM	67.554	128.713	90,53	591.215	1.767.786	199,01
SWITZERLAND	3.751	7.164	91,02	123.065	248.977	102,31
DENMARK	50.129	43.366	-13,49	732.578	570.675	-22,10
NORWAY	18.080	8.841	-51,10	245.797	134.377	-45,33
SWEDEN	42.855	32.089	-25,12	1.018.061	1.064.273	4,54
FINLAND	35.127	26.393	-24,86	467.847	474.764	1,48
IRELAND	918	1.639	78,63	62.039	98.146	58,20
ITALY	25.850	46.347	79,30	577.706	568.714	-1,56
SPAIN	246.874	195.004	-21,01	3.955.202	3.769.114	-4,70

https://www.bps.go.id

TABEL 6. PERKEMBANGAN EKSPOR INDONESIA MENURUT KOMODITI DAN NEGARA TUJUAN
JANUARI - JUNI 2021 DAN 2022

KOMODITI / NEGARA TUJUAN	BERAT BERSIH (KG)		PERUB	NILAI FOB (US $)		PERUB
	JAN-JUN 2021	JAN-JUN 2022	%	JAN-JUN 2021	JAN-JUN 2022	%
(1)	(2)	(3)	(4)	(5)	(6)	(7)
PORTUGAL	14.364	14.959	4,15	200.829	223.966	11,52
GREECE	2.882	1.969	-31,68	72.617	57.957	-20,19
HUNGARY	6.085	2.068	-66,01	149.566	60.335	-59,66
POLAND	29.551	12.252	-58,54	486.592	308.102	-36,68
ROMANIA	2.290	5.209	127,42	52.498	94.331	79,69
BULGARIA	2.001	2.137	6,77	53.429	55.916	4,66
ARMENIA	321	542	68,61	8.180	13.462	64,56
AZERBAIJAN	4.037	2.166	-46,34	67.005	21.601	-67,76
BELARUS	4.372	-	-100,00	81.942	-	-100,00
KAZAKHSTAN	14.435	28.014	94,07	157.862	290.891	84,27
MOLDOVA, REPUBLIC OF	-	4.618	-	-	54.689	-
UKRAINE	38.320	8.500	-77,82	617.310	114.958	-81,38
LITHUANIA	5.710	2.156	-62,24	111.202	48.246	-56,61
LATVIA	30.690	9.200	-70,02	424.952	237.358	-44,14
GEORGIA	-	922	-	-	23.550	-
CROATIA	1.130	849	-24,90	21.986	22.265	1,27
BOSNIA AND HERZEGOVINA	-	501	-	-	22.851	-
SLOVAKIA	5.380	7.063	31,28	120.481	191.392	58,86
SLOVENIA	12.987	20.338	56,60	213.573	356.709	67,02
CZECH REPUBLIC	29.153	30.548	4,79	384.914	413.996	7,56
REP. OF MACEDONIA	-	8	-	-	7.240	-
RUSSIA FEDERATION	551.411	201.966	-63,37	6.768.621	2.984.630	-55,90
BARANG INDUSTRI KERAJINAN	**45.151.343**	**42.089.091**	**-6,78**	**324.958.703**	**325.816.304**	**0,26**
JAPAN	609.896	615.403	0,90	5.859.486	6.291.111	7,37
HONG KONG	61.522	56.454	-8,24	1.273.247	1.363.130	7,06
KOREA, REPUBLIC OF	669.177	756.755	13,09	9.986.103	10.879.822	8,95
TAIWAN	398.358	358.564	-9,99	1.493.494	1.479.186	-0,96
CHINA	1.505.011	1.521.532	1,10	8.389.274	9.437.805	12,50
MONGOLIA	4.156	3.013	-27,49	48.838	31.357	-35,79
MACAU	23	85	273,89	379	3.452	809,91
PAPUA NEW GUINEA	528	3.127	492,61	4.122	7.260	76,13
THAILAND	582.271	810.279	39,16	3.129.160	2.629.589	-15,97
SINGAPORE	239.549	258.970	8,11	5.002.723	3.968.041	-20,68
PHILIPPINES	489.400	508.584	3,92	2.070.852	1.988.771	-3,96
MALAYSIA	637.489	566.454	-11,14	54.588.263	2.187.093	-95,99
MYANMAR	2.803	1.421	-49,30	166.876	203.106	21,71
CAMBODIA	3.083	1.833	-40,55	50.872	53.009	4,20
BRUNEI DARUSSALAM	4.298	7.890	83,58	54.752	64.005	16,90
LAO PEOPLE'S DEM. REP.	-	11	-	-	203	-
NEPAL	-	50.052	-	-	12.258	-
VIET NAM	864.537	1.464.169	69,36	4.506.633	6.328.540	40,43
MALDIVES	2.472	7.832	216,83	27.743	54.805	97,54
INDIA	12.676.900	13.769.890	8,62	6.348.844	7.681.048	20,98
PAKISTAN	11.741.621	6.477.836	-44,83	6.831.769	6.797.508	-0,50
BANGLADESH	2.531.893	2.111.886	-16,59	16.111.951	15.667.512	-2,76
SRI LANKA	93.728	139.758	49,11	716.345	1.007.063	40,58
AFGHANISTAN	181.014	175.000	-3,32	71.644	39.550	-44,80
IRAQ	4.701	6	-99,87	34.986	80	-99,77
IRAN (ISLAMIC REPUBLIC OF)	6	5.212	86.767,83	2	52.376	2.618.722,50
SAUDI ARABIA	32.880	37.443	13,88	563.893	1.042.042	84,79
ISRAEL	1.467	2.350	60,17	41.072	39.791	-3,12
KUWAIT	1.594	966	-39,42	54.494	46.252	-15,13
JORDAN	2.503	5.551	121,76	19.515	46.703	139,32
LEBANON	-	17.959	-	-	46.461	-
YEMEN	7.033	3.939	-43,99	70.995	13.294	-81,27
OMAN	4.718	506	-89,28	48.787	7.777	-84,06
TURKEY	580.274	433.653	-25,27	3.134.615	2.654.794	-15,31
UNITED ARAB EMIRATES	69.560	59.533	-14,41	579.073	907.250	56,67
QATAR	1.422	240	-83,15	20.528	6.509	-68,29
BAHRAIN	603	284	-52,96	4.862	3.467	-28,70
CYPRUS	-	1.092	-	-	10.456	-
EGYPT	59.144	130.702	120,99	509.436	1.442.944	183,24
LIBYAN ARAB JAMAHIRIYA	-	0	-	-	16	-
MOROCCO	14.770	29.170	97,50	123.551	219.239	77,45
TUNISIA	6.078	15.033	147,35	29.107	81.479	179,93
ALGERIA	15	117	704,51	233	3.139	1.246,68
SUDAN	12.496	18.055	44,48	126.525	192.044	51,78
NAMIBIA	-	0	-	-	7	-
ETHIOPIA	10.764	47.224	338,72	2.557	28.066	997,71
TANZANIA, UNITED REP. OF	371	465	25,33	4.864	5.671	16,59
MADAGASCAR	12.667	11.431	-9,76	131.459	277.071	110,77
SOMALIA	40	-	-100,00	938	-	-100,00
KENYA	717	166	-76,86	4.882	448	-90,82
REUNION	1.506	2.381	58,11	5.303	17.303	226,32
MOZAMBIQUE	-	20	-	-	3.087	-
EQUATORIAL GUINEA	338	-	-100,00	2.625	-	-100,00
TOGO	6	-	-100,00	214	-	-100,00
GHANA	2	5.845	287.806,45	38	134.645	351.471,76
LIBERIA	-	7	-	-	265	-
GUINEA	127	-	-100,00	920	-	-100,00
ANGOLA	0	2	2.392,00	357	1.941	443,70
CONGO	1	301	30.000,00	7	78	992,39

https://www.bps.go.id

TABEL 6. PERKEMBANGAN EKSPOR INDONESIA MENURUT KOMODITI DAN NEGARA TUJUAN
JANUARI - JUNI 2021 DAN 2022

KOMODITI / NEGARA TUJUAN	BERAT BERSIH (KG)		PERUB	NILAI FOB (US $)		PERUB
	JAN-JUN 2021	JAN-JUN 2022	%	JAN-JUN 2021	JAN-JUN 2022	%
(1)	(2)	(3)	(4)	(5)	(6)	(7)
CAMEROON	117	51	-56,10	1.099	391	-64,46
NIGERIA	12.167	3.592	-70,48	91.023	6.907	-92,41
SIERRA LEONE	5	21	322,00	38	368	869,19
GABON	224	0	-99,95	504	20	-96,00
COTE D'IVOIRE	2	863	36.294,09	25	10.782	43.318,14
SENEGAL	35	3	-91,40	1.787	573	-67,95
MALI	45	489	986,74	207	2.436	1.076,64
BENIN	0	1	2.239,29	14	3	-78,76
BURKINA FASO	354	459	29,57	3.892	3.360	-13,66
GAMBIA	-	133	-	-	3.069	-
SEYCHELLES	23	1.131	4.817,14	508	11.107	2.085,62
UGANDA	81	34	-58,18	691	456	-34,08
DJIBOUTI	180	-	-100,00	1.260	-	-100,00
SAO TOME AND PRINCIPE	84	-	-100,00	1.020	-	-100,00
SWAZILAND	101.675	137.039	34,78	796.931	1.166.646	46,39
SOUTH AFRICA	70.412	20.187	-71,33	698.809	276.682	-60,41
ZIMBABWE	-	10	-	-	910	-
ZAMBIA	-	11	-	-	137	-
COMOROS	153	0	-99,99	653	393	-39,81
BURUNDI	65	-	-100,00	418	-	-100,00
MAURITIUS	23.856	13.629	-42,87	28.496	30.851	8,26
DEMOCRATIC REP. OF THE CONGO	103	22	-78,81	80	487	510,38
AUSTRALIA	324.180	328.344	1,28	2.648.167	3.736.462	41,10
NEW ZEALAND	20.099	318.610	1.485,19	135.518	435.708	221,51
MICRONESIA, FED. STATES OF	6.400	-	-100,00	37.280	-	-100,00
GUAM	3.047	13	-99,57	9.135	317	-96,53
PALAU	-	2	-	-	68	-
NAURU	-	2	-	-	68	-
NEW CALEDONIA	613	1.113	81,57	6.141	7.075	15,20
NIUE	-	23	-	-	324	-
NORTHERN MARIANA ISLANDS	491	222	-54,82	6.342	9.402	48,24
SAINT VINCENT AND THE GRENADINES	-	21	-	-	300	-
VANUATU	-	28	-	-	1.778	-
WALLIS AND FUTUNA ISLANDS	236	75	-68,22	1.248	97	-92,21
AMERICAN SAMOA	-	1	-	-	30	-
COOK ISLANDS	-	12	-	-	551	-
FIJI	5.800	19.280	232,41	61.991	200.538	223,49
KIRIBATI	46	47	2,48	862	1.745	102,47
SOLOMON ISLANDS	7	0	-98,79	71	1	-98,62
EAST TIMOR	137.235	56.608	-58,75	295.310	119.826	-59,42
UNITED STATES	8.162.559	8.196.693	0,42	153.676.717	189.021.470	23,00
CANADA	101.609	91.147	-10,30	696.400	2.000.041	187,20
MEXICO	60.821	97.523	60,34	721.097	1.271.204	76,29
GUATEMALA	224	662	194,85	3.023	8.886	194,00
NICARAGUA	-	869	-	-	16.424	-
PANAMA	7.374	-	-100,00	197.145	-	-100,00
CURACAO	80	1	-98,75	600	140	-76,63
SURINAME	177	9.887	5.473,04	895	79.206	8.749,84
CHILE	36.736	32.046	-12,77	251.868	391.083	55,27
ARGENTINA	129.815	103.650	-20,16	697.303	615.952	-11,67
BRAZIL	62.069	86.179	38,84	930.431	1.555.915	67,23
COLOMBIA	16.155	18.092	11,99	1.014.375	1.251.040	23,33
BOLIVIA	-	2	-	-	17	-
URUGUAY	1.159	2	-99,79	17.015	184	-98,92
PARAGUAY	834	1.077	29,11	51.595	69.728	35,14
ECUADOR	3.434	123	-96,41	29.031	9.797	-66,25
PERU	6.338	10.231	61,42	52.284	190.880	265,08
TRINIDAD AND TOBAGO	-	3	-	-	51	-
BAHAMAS	7	-	-100,00	22	-	-100,00
JAMAICA	-	0	-	-	30	-
PUERTO RICO	45.960	18.705	-59,30	166.503	74.989	-54,96
DOMINICAN REPUBLIC	-	12	-	-	186	-
EL SALVADOR	34.392	99.431	189,11	156.047	472.083	202,53
COSTA RICA	3.745	4.195	12,02	6.092	12.314	102,13
HAITI	2.295	-	-100,00	2.639	-	-100,00
BARBADOS	-	1	-	-	20	-
ARUBA	282	629	122,58	214	891	315,95
BERMUDA	-	47	-	-	1.301	-
CAYMAN ISLANDS	55	334	507,09	691	3.166	358,00
DOMINICA	-	12	-	-	554	-
FRENCH POLYNESIA	1.696	1.554	-8,39	7.253	2.490	-65,66
GRENADA	-	0	-	-	44	-
MARTINIQUE	611	483	-20,90	1.604	4.025	150,98
NETHERLANDS ANTILLES	3.044	53	-98,25	5.671	1.158	-79,58
SAN MARINO	-	1	-	-	93	-
TURKS AND CAICOS ISLANDS	3	-	-100,00	18	-	-100,00
GUADELOUPE	354	1.098	210,37	5.124	14.944	191,66
VIRGIN ISLANDS (BRITISH)	104	263	153,15	7.738	3.906	-49,52
U.S. VIRGIN ISLANDS	-	4	-	-	527	-
UNITED KINGDOM	218.403	459.509	110,40	4.514.793	9.206.192	103,91
NETHERLANDS	127.951	98.594	-22,94	1.579.642	1.094.741	-30,70
FRANCE	124.091	113.449	-8,58	1.627.152	2.209.342	35,78
GERMANY, FED. REP. OF	281.987	357.477	26,77	9.248.730	11.696.998	26,47

https://www.bps.go.id

TABEL 6. PERKEMBANGAN EKSPOR INDONESIA MENURUT KOMODITI DAN NEGARA TUJUAN
JANUARI - JUNI 2021 DAN 2022

KOMODITI / NEGARA TUJUAN	BERAT BERSIH (KG)		PERUB	NILAI FOB (US $)		PERUB
	JAN-JUN 2021	JAN-JUN 2022	%	JAN-JUN 2021	JAN-JUN 2022	%
(1)	(2)	(3)	(4)	(5)	(6)	(7)
AUSTRIA	31.119	46.178	48,39	179.799	237.335	32,00
BELGIUM	16.962	27.828	64,05	253.272	469.297	85,29
SWITZERLAND	41.333	1.724	-95,83	148.519	194.911	31,24
LUXEMBOURG	30	21	-28,68	692	564	-18,48
GIBRALTAR	-	3	-	-	34	-
MONACO	-	26	-	-	1.926	-
DENMARK	34.486	8.567	-75,16	3.456.905	62.938	-98,18
NORWAY	9.086	29.915	229,24	84.168	263.559	213,13
SWEDEN	5.146	10.951	112,82	168.432	362.853	115,43
FINLAND	7.574	3.972	-47,56	512.111	429.800	-16,07
IRELAND	8.079	8.541	5,71	368.976	649.304	75,97
ITALY	193.048	160.436	-16,89	1.923.967	3.408.292	77,15
SPAIN	109.578	111.397	1,66	670.863	768.337	14,53
PORTUGAL	133.998	140.863	5,12	923.197	760.728	-17,60
ICELAND	287	167	-41,84	459	3.812	730,12
GREECE	14.037	12.133	-13,56	91.360	121.347	32,82
ANDORRA	13	-	-100,00	109	-	-100,00
HUNGARY	68	2.261	3.206,86	720	49.311	6.752,21
POLAND	163.503	240.491	47,09	1.354.348	2.103.937	55,35
ROMANIA	63.252	30.259	-52,16	388.471	592.151	52,43
BULGARIA	1.462	162	-88,93	18.267	60.152	229,30
ALBANIA	1.169	4	-99,62	5.242	33	-99,36
ARMENIA	-	6	-	-	404	-
AZERBAIJAN	-	1	-	-	163	-
BELARUS	-	0	-	-	68	-
KAZAKHSTAN	37	86	130,13	837	1.442	72,25
KYRGYZSTAN	44	23	-47,02	5.521	5.403	-2,14
MOLDOVA, REPUBLIC OF	-	28	-	-	2.418	-
TURKMENISTAN	2.022	2	-99,91	18.265	49	-99,73
UKRAINE	288	1	-99,49	4.596	322	-92,98
UZBEKISTAN	-	10	-	-	75	-
LITHUANIA	609	32	-94,73	4.031	1.268	-68,54
LATVIA	8	16	103,91	538	1.425	164,73
ESTONIA	4	12	192,48	71	2.368	3.256,28
GEORGIA	-	64	-	-	1.236	-
CROATIA	91	1.805	1.887,45	632	49.224	7.692,57
BOSNIA AND HERZEGOVINA	3	2	-27,89	32	39	22,58
MALTA	239	386	61,33	1.025	3.276	219,74
SLOVAKIA	116	804	591,82	16.706	61.021	265,27
SLOVENIA	2.973	1.161	-60,95	48.953	18.153	-62,92
CZECH REPUBLIC	28.527	34.480	20,87	1.393.301	2.150.199	54,32
RUSSIA FEDERATION	14.421	8.405	-41,71	165.797	62.032	-62,59
SERBIA	-	2.631	-	-	140.084	-
MONTENEGRO	100	636	536,49	86	30	-65,32
GUERNSEY	-	8	-	-	2.219	-
JERSEY	-	31	-	-	970	-
MAINAN ANAK-ANAK	**16.701.674**	**21.136.485**	**26,55**	**182.735.771**	**251.665.063**	**37,72**
JAPAN	318.992	524.695	64,49	4.081.827	7.691.816	88,44
HONG KONG	119.425	85.201	-28,66	1.196.901	1.688.179	41,05
KOREA, REPUBLIC OF	34.605	38.709	11,86	316.138	587.422	85,81
TAIWAN	20.064	535	-97,33	57.134	4.248	-92,56
CHINA	841.475	911.326	8,30	8.465.909	9.579.977	13,16
PAPUA NEW GUINEA	4.067	3.369	-17,15	14.856	12.818	-13,72
THAILAND	1.979	1.286	-35,00	29.566	21.652	-26,77
SINGAPORE	181.421	255.752	40,97	9.747.002	17.468.863	79,22
PHILIPPINES	14	539	3.716,08	941	38.848	4.029,33
MALAYSIA	108.404	149.896	38,28	795.950	1.571.910	97,49
CAMBODIA	25.853	-	-100,00	4.466	-	-100,00
BRUNEI DARUSSALAM	388	571	46,99	3.531	3.108	-11,97
VIET NAM	1.669	418	-74,93	41.927	20.510	-51,08
MALDIVES	97	100	3,04	421	1.696	302,82
INDIA	16	34.462	214.883,79	6.286	435.313	6.824,71
SRI LANKA	37.179	11.690	-68,56	174.943	54.049	-69,11
SAUDI ARABIA	5.792	-	-100,00	50.260	-	-100,00
ISRAEL	15.286	41.509	171,55	142.822	364.012	154,87
KUWAIT	2.172	-	-100,00	18.848	-	-100,00
LEBANON	3	-	-100,00	6	-	-100,00
TURKEY	219.682	268.839	22,38	2.138.746	2.949.058	37,89
UNITED ARAB EMIRATES	53.275	104.787	96,69	505.988	848.904	67,77
QATAR	1.405	-	-100,00	10.378	-	-100,00
EGYPT	2.153	-	-100,00	15.897	-	-100,00
LIBYAN ARAB JAMAHIRIYA	-	11.475	-	-	16.377	-
TANZANIA, UNITED REP. OF	3.816	3.836	0,53	50.730	50.751	0,04
MADAGASCAR	-	5	-	-	100	-
SOMALIA	164	349	112,80	882	1.775	101,25
KENYA	-	968	-	-	2.153	-
TOGO	-	1	-	-	4	-
SEYCHELLES	-	75	-	-	674	-
SOUTH AFRICA	25.466	27.758	9,00	260.667	317.594	21,84
MAURITIUS	-	351	-	-	7.794	-
AUSTRALIA	446.146	393.459	-11,81	4.878.121	4.881.127	0,06
NEW ZEALAND	15.224	14.606	-4,06	193.349	194.711	0,70

https://www.bps.go.id

TABEL 6. PERKEMBANGAN EKSPOR INDONESIA MENURUT KOMODITI DAN NEGARA TUJUAN
JANUARI - JUNI 2021 DAN 2022

KOMODITI / NEGARA TUJUAN	BERAT BERSIH (KG)		PERUB	NILAI FOB (US $)		PERUB
	JAN-JUN 2021	JAN-JUN 2022	%	JAN-JUN 2021	JAN-JUN 2022	%
(1)	(2)	(3)	(4)	(5)	(6)	(7)
NEW CALEDONIA	240	-	-100,00	2.000	-	-100,00
EAST TIMOR	4.724	4.773	1,04	5.128	27.123	428,96
UNITED STATES	8.851.053	11.241.927	27,01	90.343.298	124.220.612	37,50
CANADA	285.727	278.841	-2,41	3.073.458	2.884.775	-6,14
MEXICO	389.421	487.924	25,29	3.920.630	4.773.686	21,76
GUATEMALA	17.630	-	-100,00	60.516	-	-100,00
PANAMA	4.254	-	-100,00	16.717	-	-100,00
CHILE	101.895	100.875	-1,00	1.028.280	1.038.744	1,02
ARGENTINA	12.094	3	-99,97	46.968	37	-99,92
BRAZIL	438.508	432.314	-1,41	3.749.377	3.952.315	5,41
COLOMBIA	25.673	36.464	42,03	232.520	362.223	55,78
URUGUAY	2.313	-	-100,00	9.063	-	-100,00
ECUADOR	5.136	96	-98,12	48.202	815	-98,31
PERU	26.063	46.792	79,53	231.778	473.584	104,33
COSTA RICA	5.185	-	-100,00	20.522	-	-100,00
FRENCH POLYNESIA	523	610	16,63	17.134	4.508	-73,69
VIRGIN ISLANDS (BRITISH)	205	-	-100,00	9.059	-	-100,00
UNITED KINGDOM	996.350	1.407.344	41,25	13.234.126	19.997.635	51,11
NETHERLANDS	232.100	528.200	127,57	2.458.947	4.856.228	97,49
FRANCE	496.294	582.160	17,30	5.629.636	6.780.214	20,44
GERMANY, FED. REP. OF	361.969	622.339	71,93	4.521.194	7.895.857	74,64
AUSTRIA	15.428	12.010	-22,16	153.003	103.144	-32,59
BELGIUM	129.702	256.762	97,96	1.091.861	1.870.898	71,35
SWITZERLAND	5.094	8.740	71,56	63.098	180.657	186,31
DENMARK	32.404	109.393	237,59	564.793	2.162.436	282,87
NORWAY	2.106	2.458	16,72	21.463	18.318	-14,65
SWEDEN	103.821	172.093	65,76	902.991	1.391.288	54,08
FINLAND	4.209	5.205	23,66	74.090	89.851	21,27
IRELAND	23.577	92.460	292,17	269.222	904.201	235,86
ITALY	202.076	271.364	34,29	1.934.073	2.501.339	29,33
SPAIN	107.302	197.825	84,36	902.165	1.571.197	74,16
PORTUGAL	405	784	93,63	3.255	8.082	148,26
GREECE	84.324	100.681	19,40	969.894	1.171.626	20,80
HUNGARY	1.107	430	-61,18	40.355	12.071	-70,09
POLAND	199.981	505.564	152,81	1.858.102	5.410.266	191,17
ROMANIA	1.985	109.056	5.393,33	19.094	683.087	3.477,47
BULGARIA	536	-	-100,00	5.903	-	-100,00
KYRGYZSTAN	9	-	-100,00	9	-	-100,00
LITHUANIA	1.455	-	-100,00	25.774	-	-100,00
LATVIA	10.181	1.979	-80,56	61.985	2.790	-95,50
ESTONIA	-	865	-	-	24.696	-
CROATIA	60	120	98,51	1.925	3.930	104,11
SLOVAKIA	1.121	-	-100,00	10.302	-	-100,00
SLOVENIA	-	66	-	-	402	-
CZECH REPUBLIC	556.882	422.301	-24,17	6.622.780	4.845.898	-26,83
RUSSIA FEDERATION	474.289	209.098	-55,91	5.275.629	2.625.091	-50,24
SERBIA	33	-	-100,00	960	-	-100,00
ALAT OLAH RAGA	**4.374.531**	**9.660.531**	**120,84**	**110.305.290**	**147.243.153**	**33,49**
JAPAN	318.554	379.414	19,10	19.483.711	18.565.609	-4,71
HONG KONG	5.481	6.673	21,76	188.240	278.069	47,72
KOREA, REPUBLIC OF	282.919	347.748	22,91	10.155.454	14.751.873	45,26
TAIWAN	7.177	56.671	689,61	145.545	537.305	269,17
CHINA	69.773	63.970	-8,32	5.603.236	6.093.901	8,76
PAPUA NEW GUINEA	-	74	-	-	352	-
THAILAND	24.774	16.140	-34,85	306.680	322.951	5,31
SINGAPORE	40.019	78.209	95,43	1.034.123	5.002.936	383,79
PHILIPPINES	3.679	7.565	105,64	181.432	425.037	134,27
MALAYSIA	79.650	71.254	-10,54	723.624	798.237	10,31
MYANMAR	71	50	-29,45	3.217	6.958	116,29
BRUNEI DARUSSALAM	255	1.315	415,36	1.297	2.126	63,93
VIET NAM	6.383	11.496	80,09	276.339	358.375	29,69
MALDIVES	60	689	1.048,70	2.426	11.784	385,69
INDIA	11.279	18.649	65,34	230.635	456.769	98,05
PAKISTAN	-	21.601	-	-	34.754	-
BANGLADESH	1.363	577	-57,66	30.539	11.179	-63,40
SRI LANKA	4.221	3.901	-7,57	44.524	43.208	-2,96
SAUDI ARABIA	3.033	190	-93,74	30.442	3.583	-88,23
ISRAEL	5.037	5.722	13,60	84.651	89.876	6,17
KUWAIT	-	823	-	-	25.197	-
YEMEN	76	75	-1,32	50	915	1.730,00
TURKEY	989	11.052	1.017,32	8.240	168.910	1.949,96
UNITED ARAB EMIRATES	14.584	51.525	253,30	143.877	572.179	297,69
CYPRUS	-	380	-	-	5.265	-
EGYPT	77	-	-100,00	2.444	-	-100,00
MOROCCO	1.376	1.539	11,88	35.979	20.336	-43,48
SUDAN	11.592	10.620	-8,39	110.880	110.880	0,00
NIGERIA	3.600	-	-100,00	47.040	-	-100,00
COTE D'IVOIRE	-	6	-	-	28	-
SOUTH AFRICA	45.550	46.439	1,95	605.181	900.354	48,77
MAURITIUS	169	94	-44,05	13.452	19.832	47,43
DEMOCRATIC REP. OF THE CONGO	212	-	-100,00	673	-	-100,00
AUSTRALIA	157.781	151.894	-3,73	3.237.797	3.448.469	6,51

https://www.bps.go.id

TABEL 6. PERKEMBANGAN EKSPOR INDONESIA MENURUT KOMODITI DAN NEGARA TUJUAN
JANUARI - JUNI 2021 DAN 2022

KOMODITI / NEGARA TUJUAN	BERAT BERSIH (KG)		PERUB	NILAI FOB (US $)		PERUB
	JAN-JUN 2021	JAN-JUN 2022	%	JAN-JUN 2021	JAN-JUN 2022	%
(1)	(2)	(3)	(4)	(5)	(6)	(7)
NEW ZEALAND	3.716	7.179	93,21	175.010	276.291	57,87
NEW CALEDONIA	120	-	-100,00	1.352	-	-100,00
FIJI	402	-	-100,00	60.219	-	-100,00
SOLOMON ISLANDS	30	-	-100,00	120	-	-100,00
EAST TIMOR	40.131	55.687	38,76	31.498	59.146	87,78
UNITED STATES	1.890.517	6.294.896	232,97	43.915.891	58.685.057	33,63
CANADA	152.573	247.639	62,31	2.175.183	3.816.387	75,45
MEXICO	4.955	28.387	472,88	155.106	1.584.570	921,61
PANAMA	5.537	24.384	340,38	72.497	299.464	313,07
CHILE	10.568	21.277	101,34	134.394	212.875	58,40
ARGENTINA	10.709	19.079	78,16	89.258	231.949	159,86
BRAZIL	34.051	65.524	92,43	329.334	762.948	131,66
COLOMBIA	2.013	4.977	147,25	33.637	83.949	149,58
BOLIVIA	53	89	69,56	782	1.777	127,34
URUGUAY	2.010	2.907	44,62	20.032	65.803	228,49
PARAGUAY	923	2.506	171,35	21.959	26.568	20,99
ECUADOR	48	4.350	8.957,32	1.032	62.784	5.983,74
PERU	4.786	34.874	628,59	37.090	483.822	1.204,45
PUERTO RICO	-	2.161	-	-	59.819	-
FRENCH POLYNESIA	95	1.164	1.125,26	345	30.855	8.838,07
VIRGIN ISLANDS (BRITISH)	27	-	-100,00	935	-	-100,00
UNITED KINGDOM	425.491	422.607	-0,68	5.003.212	6.216.964	24,26
NETHERLANDS	293.276	245.606	-16,25	3.981.586	4.155.539	4,37
FRANCE	54.317	84.568	55,69	2.094.598	2.720.533	29,88
GERMANY, FED. REP. OF	156.896	456.549	190,99	4.067.512	7.846.337	92,90
AUSTRIA	17.743	27.924	57,38	643.132	929.384	44,51
BELGIUM	3.224	5.527	71,45	313.502	225.000	-28,23
SWITZERLAND	735	549	-25,33	58.579	43.020	-26,56
MONACO	-	24	-	-	1.336	-
DENMARK	1.521	4.807	216,04	127.010	230.946	81,83
NORWAY	9.528	8.342	-12,45	321.824	286.186	-11,07
SWEDEN	5.963	3.337	-44,03	168.531	107.132	-36,43
FINLAND	814	1	-99,88	60.897	37	-99,94
IRELAND	-	191	-	-	15.876	-
ITALY	40.596	80.313	97,83	1.752.635	2.640.457	50,66
SPAIN	45.530	103.090	126,42	572.912	1.218.847	112,75
PORTUGAL	9.340	11.258	20,53	175.423	220.575	25,74
GREECE	3.349	4.013	19,83	73.213	88.081	20,31
HUNGARY	156	198	26,57	8.152	12.173	49,33
POLAND	466	2.084	347,37	7.397	29.244	295,34
BULGARIA	-	51	-	-	6.140	-
UKRAINE	1.535	75	-95,11	13.459	1.252	-90,70
LITHUANIA	2	-	-100,00	112	-	-100,00
LATVIA	118	104	-11,86	3.650	491	-86,54
ESTONIA	23.873	6.903	-71,08	496.532	130.318	-73,75
SLOVENIA	1	940	141.733,18	35	35.219	99.528,48
CZECH REPUBLIC	1.783	3.717	108,48	128.115	162.288	26,67
RUSSIA FEDERATION	15.277	4.271	-72,04	245.837	105.854	-56,94
SERBIA	1	46	5.040,00	32	2.614	7.961,69
KACA MATA DAN BAGIANNYA	**1.109.553**	**1.254.167**	**13,03**	**46.464.234**	**56.392.738**	**21,37**
JAPAN	5.681	5.801	2,10	384.796	436.301	13,38
HONG KONG	6.974	1.278	-81,68	651.769	195.320	-70,03
TAIWAN	6	6	14,59	89	234	162,61
CHINA	22.093	21.418	-3,06	957.642	1.056.074	10,28
THAILAND	161.697	221.120	36,75	2.356.739	3.451.256	46,44
SINGAPORE	7.799	29.867	282,94	314.928	4.454.423	1.314,42
PHILIPPINES	13	297	2.188,98	1.080	20.450	1.793,87
MALAYSIA	589	3.488	492,28	34.567	286.497	728,83
MYANMAR	-	1.141	-	-	34.730	-
BRUNEI DARUSSALAM	83	200	140,23	201	1.572	681,96
NEPAL	31	-	-100,00	5.242	-	-100,00
VIET NAM	2.218	3.865	74,24	43.912	71.546	62,93
MALDIVES	463	169	-63,50	1.851	1.866	0,83
INDIA	13.559	22.297	64,45	392.613	718.930	83,11
PAKISTAN	732	192	-73,77	12.383	703	-94,32
IRAN (ISLAMIC REPUBLIC OF)	67	-	-100,00	17.566	-	-100,00
SAUDI ARABIA	-	1	-	-	5	-
ISRAEL	320	477	48,72	18.897	28.942	53,15
UNITED ARAB EMIRATES	677	76	-88,78	10.270	3.512	-65,80
QATAR	-	380	-	-	45.564	-
CYPRUS	195	62	-68,38	18.664	5.655	-69,70
TUNISIA	-	184	-	-	16.654	-
KENYA	73	-	-100,00	7.476	-	-100,00
ANGOLA	1	-	-100,00	97	-	-100,00
MAURITANIA	-	70	-	-	355	-
UGANDA	1	-	-100,00	26	-	-100,00
SOUTH AFRICA	-	1	-	-	11	-
MAURITIUS	227	-	-100,00	5.407	-	-100,00
AUSTRALIA	10.611	8.811	-16,97	606.126	592.217	-2,29
NEW ZEALAND	-	592	-	-	29.255	-
EAST TIMOR	21.170	7.557	-64,30	9.384	7.373	-21,43
UNITED STATES	748.762	819.330	9,42	16.661.713	17.545.742	5,31

https://www.bps.go.id

TABEL 6. PERKEMBANGAN EKSPOR INDONESIA MENURUT KOMODITI DAN NEGARA TUJUAN
JANUARI - JUNI 2021 DAN 2022

KOMODITI / NEGARA TUJUAN	BERAT BERSIH (KG)		PERUB	NILAI FOB (US $)		PERUB
	JAN-JUN 2021	JAN-JUN 2022	%	JAN-JUN 2021	JAN-JUN 2022	%
(1)	(2)	(3)	(4)	(5)	(6)	(7)
CANADA	0	-	-100,00	10	-	-100,00
MEXICO	-	343	-	-	14.450	-
COLOMBIA	831	43	-94,89	125.283	7.794	-93,78
URUGUAY	729	-	-100,00	28.855	-	-100,00
ECUADOR	-	2.283	-	-	115.954	-
DOMINICAN REPUBLIC	2.305	1.044	-54,71	135.424	85.613	-36,78
UNITED KINGDOM	558	348	-37,69	30.613	22.725	-25,77
NETHERLANDS	11	0	-97,31	754	6	-99,15
FRANCE	339	310	-8,49	84.725	91.237	7,69
GERMANY, FED. REP. OF	27	9	-68,47	2.900	175	-93,95
SWITZERLAND	91.422	89.788	-1,79	22.740.480	26.253.757	15,45
LUXEMBOURG	45	355	692,56	69.952	93.921	34,26
IRELAND	25	-	-100,00	443	-	-100,00
ITALY	5.303	6.739	27,08	296.915	343.898	15,82
HUNGARY	1.059	991	-6,34	111.949	91.857	-17,95
KAZAKHSTAN	74	-	-100,00	13.065	-	-100,00
UKRAINE	85	-	-100,00	10.665	-	-100,00
UZBEKISTAN	47	-	-100,00	9.698	-	-100,00
LITHUANIA	109	49	-54,84	25.970	12.478	-51,95
BOSNIA AND HERZEGOVINA	17	17	-2,94	1.978	1.767	-10,70
CZECH REPUBLIC	1.387	2.784	100,76	120.277	199.727	66,06
RUSSIA FEDERATION	1.142	389	-65,92	140.839	52.190	-62,94
ALAT TULIS DAN GAMBAR	**6.268.796**	**8.452.568**	**34,84**	**33.330.882**	**47.431.238**	**42,30**
JAPAN	105.863	118.853	12,27	1.663.416	1.727.516	3,85
HONG KONG	18.814	40.771	116,70	216.376	779.606	260,30
KOREA, REPUBLIC OF	160.689	77.182	-51,97	1.535.851	680.943	-55,66
TAIWAN	44.547	47.859	7,44	476.323	332.249	-30,25
CHINA	246.158	185.686	-24,57	1.636.111	1.515.676	-7,36
MONGOLIA	-	61	-	-	118	-
THAILAND	64.066	59.654	-6,89	765.226	718.558	-6,10
SINGAPORE	21.646	28.515	31,73	854.819	1.130.720	32,28
PHILIPPINES	23.896	33.240	39,10	266.491	392.132	47,15
MALAYSIA	65.367	111.893	71,18	649.993	1.538.379	136,68
MYANMAR	-	200	-	-	23	-
BRUNEI DARUSSALAM	940	22	-97,66	11.200	54	-99,52
VIET NAM	84.137	72.692	-13,60	594.825	518.242	-12,87
MALDIVES	12.473	7.798	-37,48	124.364	84.660	-31,93
INDIA	48.871	314.468	543,46	250.195	463.982	85,45
PAKISTAN	229	12.854	5.513,12	3.373	151.631	4.395,43
BANGLADESH	8.310	23.356	181,04	103.002	279.435	171,29
SAUDI ARABIA	333	39.426	11.746,72	6.823	396.984	5.718,26
KUWAIT	13.123	18.427	40,42	138.288	215.597	55,90
JORDAN	97	1.470	1.415,91	1.599	15.969	898,47
LEBANON	3.705	20.045	441,09	32.579	114.108	250,25
OMAN	-	43.655	-	-	515.372	-
TURKEY	62.985	85.601	35,91	269.062	353.499	31,38
UNITED ARAB EMIRATES	60.818	186.189	206,14	504.783	2.020.286	300,23
QATAR	-	19.746	-	-	212.697	-
BAHRAIN	-	10.230	-	-	122.716	-
MOROCCO	49.747	79.830	60,47	167.614	307.100	83,22
ALGERIA	693	-	-100,00	11.424	-	-100,00
TANZANIA, UNITED REP. OF	-	42.240	-	-	45.760	-
MADAGASCAR	-	6	-	-	61	-
KENYA	-	106.257	-	-	133.817	-
GHANA	-	254	-	-	5.249	-
NIGERIA	-	7.600	-	-	4.200	-
SOUTH AFRICA	272	6.639	2.340,71	9.331	68.001	628,75
AUSTRALIA	428.100	677.124	58,17	2.553.695	3.286.183	28,68
NEW ZEALAND	15.017	19.053	26,87	169.906	177.913	4,71
FIJI	77	-	-100,00	906	-	-100,00
EAST TIMOR	12.724	27.376	115,15	20.035	69.564	247,22
UNITED STATES	3.604.001	4.664.592	29,43	11.990.790	18.678.820	55,78
CANADA	177.275	138.128	-22,08	379.208	284.390	-25,00
MEXICO	90.575	263.292	190,69	887.801	2.767.742	211,75
CHILE	-	8.285	-	-	75.426	-
ARGENTINA	-	1.398	-	-	21.654	-
BRAZIL	61.369	42.082	-31,43	376.992	258.509	-31,43
COLOMBIA	750	27.885	3.617,96	6.625	292.642	4.317,23
ECUADOR	-	97.161	-	-	1.146.691	-
UNITED KINGDOM	12.010	9.530	-20,65	74.870	97.579	30,33
NETHERLANDS	706	2.365	234,86	8.137	29.016	256,59
FRANCE	58.184	66.784	14,78	219.113	142.083	-35,16
GERMANY, FED. REP. OF	569.055	473.670	-16,76	5.070.846	4.261.558	-15,96
AUSTRIA	5.190	8.701	67,65	8.630	17.920	107,66
SWITZERLAND	-	4.005	-	-	42.977	-
DENMARK	1.586	6.360	301,07	13.748	47.662	246,69
NORWAY	2.038	-	-100,00	18.307	-	-100,00
SWEDEN	24.476	27.439	12,11	233.780	264.454	13,12
FINLAND	-	0	-	-	13	-
IRELAND	7.685	4.515	-41,25	148.201	89.503	-39,61
ITALY	49.610	43.280	-12,76	189.235	132.891	-29,77
SPAIN	17.283	-	-100,00	173.950	-	-100,00

https://www.bps.go.id

TABEL 6. PERKEMBANGAN EKSPOR INDONESIA MENURUT KOMODITI DAN NEGARA TUJUAN
JANUARI - JUNI 2021 DAN 2022

KOMODITI / NEGARA TUJUAN	BERAT BERSIH (KG)		PERUB	NILAI FOB (US $)		PERUB
	JAN-JUN 2021	JAN-JUN 2022	%	JAN-JUN 2021	JAN-JUN 2022	%
(1)	(2)	(3)	(4)	(5)	(6)	(7)
GREECE	-	3.530	-	-	4.378	-
HUNGARY	17.436	11.963	-31,39	441.562	298.902	-32,31
POLAND	-	2.640	-	-	3.640	-
CZECH REPUBLIC	1.787	4.141	131,78	29.474	68.316	131,78
RUSSIA FEDERATION	14.080	14.553	3,36	22.002	25.472	15,77
PERALATAN KEDOKTERAN DAN KEDOKTERAN GIGI	**10.257.798**	**11.357.228**	**10,72**	**116.147.158**	**132.121.813**	**13,75**
JAPAN	721.532	793.523	9,98	4.097.377	6.407.686	56,39
HONG KONG	22.400	15.641	-30,18	464.184	200.976	-56,70
KOREA, REPUBLIC OF	119.040	136.167	14,39	2.658.260	689.274	-74,07
TAIWAN	21.865	38.014	73,86	1.023.085	375.363	-63,31
CHINA	10.133	23.390	130,83	697.244	1.320.301	89,36
MONGOLIA	25.639	88.450	244,98	154.572	438.320	183,57
PAPUA NEW GUINEA	1.388	1.228	-11,49	3.375	142.585	4.124,44
THAILAND	141.637	118.325	-16,46	1.930.123	1.370.220	-29,01
SINGAPORE	3.895.679	3.731.004	-4,23	50.250.314	50.792.244	1,08
PHILIPPINES	153.844	220.133	43,09	1.102.140	1.710.270	55,18
MALAYSIA	64.858	79.639	22,79	2.673.757	938.142	-64,91
MYANMAR	24.087	40.318	67,38	148.954	465.849	212,75
CAMBODIA	25.313	88.461	249,47	192.654	984.361	410,95
BRUNEI DARUSSALAM	90	296	230,71	3.541	32.388	814,73
NEPAL	-	1.160	-	-	19.667	-
BHUTAN	189	-	-100,00	2.632	-	-100,00
VIET NAM	137.787	86.794	-37,01	610.033	907.962	48,84
MALDIVES	-	50	-	-	1.088	-
INDIA	163.017	463.472	184,31	4.990.324	8.384.417	68,01
PAKISTAN	93.109	180.748	94,12	897.124	1.658.079	84,82
BANGLADESH	21.693	26.519	22,24	181.919	235.837	29,64
SRI LANKA	14.733	3.170	-78,48	84.954	620.453	630,34
IRAQ	135	237	75,75	8.250	46.770	466,91
IRAN (ISLAMIC REPUBLIC OF)	2.418	128	-94,69	41.539	24.810	-40,27
SAUDI ARABIA	12.586	5.161	-58,99	150.076	69.676	-53,57
ISRAEL	2.889	-	-100,00	44.886	-	-100,00
KUWAIT	3.240	4.691	44,79	28.925	45.614	57,70
JORDAN	724	-	-100,00	6.621	-	-100,00
YEMEN	5.048	-	-100,00	245.924	-	-100,00
OMAN	13.712	13.804	0,67	48.924	89.146	82,21
TURKEY	28.578	40.692	42,39	237.528	298.632	25,72
UNITED ARAB EMIRATES	20.609	189.028	817,19	166.120	1.766.138	963,17
QATAR	3.930	8.713	121,73	29.320	33.714	14,98
EGYPT	48.309	7.159	-85,18	383.093	55.562	-85,50
MOROCCO	50.464	90.743	79,82	395.877	720.364	81,97
TUNISIA	-	297	-	-	6.932	-
ALGERIA	6.000	6.000	0,00	102.000	102.000	0,00
SUDAN	39.170	525	-98,66	285.726	33.000	-88,45
TANZANIA, UNITED REP. OF	18.108	9.817	-45,78	189.040	77.416	-59,05
KENYA	2.044	2.895	41,65	21.297	85.633	302,10
MOZAMBIQUE	1.421	2.105	48,22	72.950	38.816	-46,79
TOGO	-	14.187	-	-	133.294	-
LIBERIA	-	236	-	-	34.375	-
NIGERIA	14.712	18.688	27,02	621.157	848.352	36,58
SIERRA LEONE	6.409	521	-91,87	436.527	71.018	-83,73
COTE D'IVOIRE	12.647	631	-95,01	169.512	68.136	-59,80
SENEGAL	8.944	8.650	-3,29	609.750	81.230	-86,68
MALI	822	-	-100,00	56.100	-	-100,00
BENIN	-	92	-	-	4.895	-
BURKINA FASO	-	11.201	-	-	537.337	-
UGANDA	4.031	-	-100,00	275.202	-	-100,00
NIGER	-	10.468	-	-	98.366	-
CHAD	-	626	-	-	38.500	-
DJIBOUTI	38	-	-100,00	1.650	-	-100,00
SAO TOME AND PRINCIPE	205	-	-100,00	13.384	-	-100,00
SOUTH AFRICA	198	1.634	725,16	17.254	43.031	149,39
ZIMBABWE	2.526	699	-72,33	170.629	1.594	-99,07
ZAMBIA	4.436	-	-100,00	302.721	-	-100,00
MALAWI	-	3.068	-	-	203.500	-
RWANDA	180	-	-100,00	11.220	-	-100,00
DEMOCRATIC REP. OF THE CONGO	4.571	-	-100,00	302.601	-	-100,00
AUSTRALIA	361.226	478.682	32,52	2.420.165	5.110.023	111,14
NEW ZEALAND	6.612	-	-100,00	35.532	-	-100,00
VANUATU	-	859	-	-	3.144	-
MARSHALL ISLANDS	449	-	-100,00	4.653	-	-100,00
SOLOMON ISLANDS	-	1.456	-	-	30.318	-
EAST TIMOR	59.786	46.146	-22,82	329.234	453.493	37,74
UNITED STATES	530.008	522.470	-1,42	10.051.262	11.852.277	17,92
CANADA	1.117	2.021	80,99	19.849	38.170	92,30
MEXICO	510.240	699.099	37,01	2.880.636	3.948.141	37,06
GUATEMALA	94.327	253.547	168,80	510.059	1.574.743	208,74
HONDURAS	56.391	44.288	-21,46	508.311	573.191	12,76
NICARAGUA	129.127	90.982	-29,54	797.228	533.390	-33,09
PANAMA	441.995	300.926	-31,92	2.714.436	1.666.063	-38,62
CUBA	58	59	1,47	3.850	3.850	0,00

https://www.bps.go.id

TABEL 6. PERKEMBANGAN EKSPOR INDONESIA MENURUT KOMODITI DAN NEGARA TUJUAN
JANUARI - JUNI 2021 DAN 2022

KOMODITI / NEGARA TUJUAN	BERAT BERSIH (KG)		PERUB	NILAI FOB (US $)		PERUB
	JAN-JUN 2021	JAN-JUN 2022	%	JAN-JUN 2021	JAN-JUN 2022	%
(1)	(2)	(3)	(4)	(5)	(6)	(7)
CHILE	351.262	400.993	14,16	1.940.748	1.937.241	-0,18
ARGENTINA	75.284	158.248	110,20	334.963	716.889	114,02
BRAZIL	170.363	113.491	-33,38	796.244	600.962	-24,53
COLOMBIA	29.177	10.745	-63,17	183.474	89.499	-51,22
BOLIVIA	-	612	-	-	38.500	-
URUGUAY	268.285	242.964	-9,44	1.700.760	1.504.711	-11,53
PARAGUAY	22.074	13.979	-36,67	110.582	68.710	-37,86
ECUADOR	161.345	203.219	25,95	893.548	1.055.925	18,17
PERU	224.114	370.435	65,29	1.039.206	2.532.472	143,69
TRINIDAD AND TOBAGO	-	13.619	-	-	98.918	-
BAHAMAS	267	-	-100,00	16.500	-	-100,00
DOMINICAN REPUBLIC	18.271	32.178	76,12	93.286	149.790	60,57
EL SALVADOR	234.997	244.561	4,07	1.184.026	1.263.743	6,73
COSTA RICA	39.778	47.642	19,77	225.661	252.642	11,96
ANTIGUA AND BARBUDA	-	2	-	-	531	-
UNITED KINGDOM	1.505	103.156	6.755,50	44.605	932.155	1.989,79
NETHERLANDS	58.519	65.266	11,53	1.747.078	2.006.394	14,84
FRANCE	1.125	309	-72,53	106.254	9.050	-91,48
GERMANY, FED. REP. OF	29.035	26.605	-8,37	654.832	1.261.460	92,64
BELGIUM	60.914	97.122	59,44	494.764	1.120.516	126,47
SWITZERLAND	13.826	9.949	-28,04	3.964.828	3.733.755	-5,83
DENMARK	3	-	-100,00	68	-	-100,00
NORWAY	-	2	-	-	100	-
SWEDEN	-	296	-	-	18.421	-
FINLAND	819	1	-99,88	10.466	52	-99,51
ITALY	380	296	-22,08	6.092	12.571	106,35
SPAIN	102.478	7.121	-93,05	846.464	59.586	-92,96
POLAND	225.310	161.195	-28,46	1.844.590	3.504.681	90,00
ROMANIA	-	3.493	-	-	12.401	-
BULGARIA	197	-	-100,00	20.535	-	-100,00
ALAT PERMAINAN	**5.688.259**	**5.812.387**	**2,18**	**36.587.156**	**40.326.686**	**10,22**
JAPAN	110.361	48.793	-55,79	754.915	427.078	-43,43
HONG KONG	219.770	257.447	17,14	1.891.946	2.303.495	21,75
KOREA, REPUBLIC OF	9.728	12.048	23,85	89.595	110.332	23,15
TAIWAN	19.405	23.879	23,06	113.179	158.685	40,21
CHINA	142.512	88.407	-37,96	1.221.565	621.756	-49,10
THAILAND	9.233	9.444	2,28	103.126	38.872	-62,31
SINGAPORE	13.058	24.010	83,87	393.065	844.981	114,97
PHILIPPINES	3.345	4.092	22,34	261.526	116.297	-55,53
MALAYSIA	41.987	16.905	-59,74	269.462	247.842	-8,02
CAMBODIA	-	1.430	-	-	20.406	-
BRUNEI DARUSSALAM	237	465	96,71	2.661	1.074	-59,66
VIET NAM	66.894	107.310	60,42	577.417	994.082	72,16
MALDIVES	438	1.025	134,02	2.053	4.946	140,92
INDIA	6.015	2.833	-52,89	60.236	31.412	-47,85
BANGLADESH	-	5.256	-	-	67.241	-
SRI LANKA	10.769	-	-100,00	73.852	-	-100,00
SAUDI ARABIA	9	-	-100,00	59	-	-100,00
ISRAEL	12.921	10.559	-18,28	79.402	46.711	-41,17
KUWAIT	-	3	-	-	12	-
TURKEY	29.668	80.657	171,87	190.402	569.325	199,01
UNITED ARAB EMIRATES	18.032	8.278	-54,10	78.477	97.474	24,21
GHANA	-	10.872	-	-	22.275	-
LIBERIA	85	-	-100,00	110	-	-100,00
NIGERIA	21	-	-100,00	133	-	-100,00
SOUTH AFRICA	1.407	5.071	260,44	9.033	34.263	279,29
AUSTRALIA	159.284	191.601	20,29	1.015.869	1.241.169	22,18
NEW ZEALAND	11.561	6.290	-45,59	78.335	84.654	8,07
EAST TIMOR	14.856	49.852	235,56	18.740	56.131	199,53
UNITED STATES	2.899.405	2.683.251	-7,46	16.836.990	18.005.021	6,94
CANADA	44.496	178.261	300,62	261.196	680.034	160,35
MEXICO	230.614	345.680	49,90	1.436.407	2.401.272	67,17
CHILE	39.632	27.339	-31,02	245.681	182.701	-25,63
ARGENTINA	3	-	-100,00	17	-	-100,00
BRAZIL	137.166	83.221	-39,33	875.032	559.383	-36,07
COLOMBIA	11.894	9.917	-16,62	73.577	66.870	-9,11
URUGUAY	2.175	8.122	273,41	13.345	45.672	242,23
PERU	7.213	8.473	17,47	45.013	56.062	24,55
UNITED KINGDOM	448.649	387.764	-13,57	2.462.678	2.374.108	-3,60
NETHERLANDS	105.903	151.125	42,70	968.521	1.295.768	33,79
FRANCE	75.657	153.795	103,28	589.652	1.428.078	142,19
GERMANY, FED. REP. OF	98.648	85.038	-13,80	1.065.873	636.861	-40,25
AUSTRIA	2	-	-100,00	22	-	-100,00
BELGIUM	172.386	172.452	0,04	946.401	890.858	-5,87
SWITZERLAND	13.445	21.752	61,79	67.989	119.038	75,08
DENMARK	-	11.566	-	-	71.301	-
NORWAY	-	13	-	-	131	-
SWEDEN	60.861	12.357	-79,70	421.169	93.223	-77,87
IRELAND	2	2.280	149.900,00	8	12.508	157.030,65
ITALY	29.994	11.467	-61,77	263.330	114.413	-56,55
SPAIN	10.165	6.632	-34,76	115.535	71.013	-38,54
PORTUGAL	-	570	-	-	6.750	-

https://www.bps.go.id

TABEL 6. PERKEMBANGAN EKSPOR INDONESIA MENURUT KOMODITI DAN NEGARA TUJUAN
JANUARI - JUNI 2021 DAN 2022

KOMODITI / NEGARA TUJUAN	BERAT BERSIH (KG)		PERUB	NILAI FOB (US $)		PERUB
	JAN-JUN 2021	JAN-JUN 2022	%	JAN-JUN 2021	JAN-JUN 2022	%
(1)	(2)	(3)	(4)	(5)	(6)	(7)
ICELAND	-	10	-	-	287	-
GREECE	9.865	14.980	51,85	61.866	100.817	62,96
HUNGARY	-	10.448	-	-	54.961	-
POLAND	17.111	59.436	247,35	175.407	399.670	127,85
ROMANIA	9.955	14.436	45,01	82.371	78.841	-4,29
BULGARIA	274	-	-100,00	1.853	-	-100,00
UKRAINE	7.875	-	-100,00	74.613	-	-100,00
LITHUANIA	4.217	450	-89,33	20.550	6.480	-68,47
LATVIA	248	-	-100,00	2.605	-	-100,00
ESTONIA	404	-	-100,00	9.249	-	-100,00
SLOVENIA	-	7.492	-	-	36.065	-
CZECH REPUBLIC	285.985	370.273	29,47	1.691.347	2.364.182	39,78
RUSSIA FEDERATION	62.423	7.257	-88,37	493.705	33.805	-93,15
PERALATAN UNTUK PELINDUNG KESELAMATAN	**786.625**	**735.678**	**-6,48**	**11.649.652**	**10.258.051**	**-11,95**
JAPAN	1.592	790	-50,38	79.334	37.585	-52,62
HONG KONG	133	2.465	1.748,47	3.352	49.746	1.384,03
KOREA, REPUBLIC OF	96.825	93.214	-3,73	827.740	878.139	6,09
TAIWAN	48.611	57.017	17,29	1.024.948	1.326.126	29,38
CHINA	55.733	11.680	-79,04	1.524.941	365.731	-76,02
THAILAND	12.889	16.338	26,76	303.783	456.133	50,15
SINGAPORE	24.374	21.957	-9,92	446.001	504.609	13,14
PHILIPPINES	332.014	275.096	-17,14	3.771.213	2.967.028	-21,32
MALAYSIA	79.729	68.921	-13,56	1.336.183	1.101.355	-17,57
MYANMAR	-	50	-	-	38	-
BRUNEI DARUSSALAM	40	-	-100,00	64	-	-100,00
NEPAL	-	1.635	-	-	5.800	-
BHUTAN	-	34	-	-	912	-
VIET NAM	17.323	22.936	32,41	267.894	479.426	78,96
MALDIVES	-	7	-	-	50	-
INDIA	4.118	-	-100,00	158.359	-	-100,00
BANGLADESH	2.704	2.995	10,78	10.156	11.232	10,59
IRAN (ISLAMIC REPUBLIC OF)	-	1.970	-	-	10.000	-
ISRAEL	1.451	2.914	100,80	63.654	120.112	88,70
TURKEY	-	5	-	-	231	-
UNITED ARAB EMIRATES	355	1.007	183,59	1.499	16.678	1.012,76
MADAGASCAR	23	-	-100,00	649	-	-100,00
TOGO	13.027	11.256	-13,59	145.650	174.071	19,51
GHANA	2.974	7.806	162,43	55.396	138.501	150,02
GUINEA	1	-	-100,00	4	-	-100,00
NIGERIA	-	12	-	-	120	-
SENEGAL	88	98	11,36	311	152	-51,05
BURKINA FASO	332	-	-100,00	250	-	-100,00
SOUTH AFRICA	267	-	-100,00	631	-	-100,00
MAURITIUS	10	-	-100,00	382	-	-100,00
AUSTRALIA	5.948	3.021	-49,21	139.845	66.626	-52,36
NEW ZEALAND	2	-	-100,00	90	-	-100,00
NAURU	-	59	-	-	2.100	-
NEW CALEDONIA	1	-	-100,00	37	-	-100,00
EAST TIMOR	29.192	73.795	152,79	57.491	137.090	138,46
UNITED STATES	5.959	3.822	-35,86	244.529	176.121	-27,98
BRAZIL	6.104	13.699	124,41	96.499	188.680	95,52
ECUADOR	-	1.260	-	-	29.736	-
PERU	1.971	3.282	66,55	47.336	78.370	65,56
UNITED KINGDOM	160	46	-71,56	6.105	1.576	-74,19
NETHERLANDS	10	-	-100,00	195	-	-100,00
FRANCE	209	19	-90,93	2.271	210	-90,75
GERMANY, FED. REP. OF	144	77	-46,56	1.548	2.589	67,24
AUSTRIA	75	-	-100,00	6.157	-	-100,00
SWITZERLAND	47	9	-81,14	14	479	3.371,33
NORWAY	37	-	-100,00	3.287	-	-100,00
ITALY	41.800	36.279	-13,21	1.014.973	926.250	-8,74
SPAIN	330	97	-70,61	6.046	4.299	-28,89
PORTUGAL	-	12	-	-	150	-
RUSSIA FEDERATION	22	-	-100,00	836	-	-100,00
PITA MESIN TULIS/GAMBAR	**548.315**	**456.433**	**-16,76**	**11.480.227**	**10.037.234**	**-12,57**
JAPAN	4.660	7.351	57,73	131.274	219.813	67,45
HONG KONG	5.643	5.889	4,36	238.738	122.140	-48,84
KOREA, REPUBLIC OF	18	-	-100,00	717	-	-100,00
TAIWAN	0	-	-100,00	0	-	-100,00
CHINA	76.362	82.738	8,35	1.498.892	1.745.319	16,44
THAILAND	26.418	18.091	-31,52	503.058	354.603	-29,51
SINGAPORE	172.172	141.887	-17,59	3.274.730	2.936.153	-10,34
PHILIPPINES	56.235	28.852	-48,69	1.065.591	565.308	-46,95
MALAYSIA	31.994	15.219	-52,43	535.794	290.405	-45,80
BRUNEI DARUSSALAM	11	-	-100,00	98	-	-100,00
VIET NAM	-	2	-	-	42	-
UNITED ARAB EMIRATES	48.405	41.308	-14,66	907.049	864.397	-4,70
SOUTH AFRICA	681	1.735	154,59	11.389	36.178	217,65
AUSTRALIA	27.643	31.080	12,43	435.695	458.436	5,22
EAST TIMOR	101	6	-94,06	310	238	-23,15

https://www.bps.go.id

TABEL 6. PERKEMBANGAN EKSPOR INDONESIA MENURUT KOMODITI DAN NEGARA TUJUAN
JANUARI - JUNI 2021 DAN 2022

KOMODITI / NEGARA TUJUAN	BERAT BERSIH (KG)		PERUB	NILAI FOB (US $)		PERUB
	JAN-JUN 2021	JAN-JUN 2022	%	JAN-JUN 2021	JAN-JUN 2022	%
(1)	(2)	(3)	(4)	(5)	(6)	(7)
UNITED STATES	62.707	62.142	-0,90	2.040.882	1.650.696	-19,12
UNITED KINGDOM	0	422	602.314,29	0	10.905	36.351.233,33
NETHERLANDS	309	-	-100,00	9.336	-	-100,00
GERMANY, FED. REP. OF	34.956	19.711	-43,61	826.673	782.600	-5,33
SWITZERLAND	-	1	-	-	2	-
BATU BARA	**170.116.329.603**	**170.710.342.608**	**0,35**	**9.759.507.883**	**21.146.871.685**	**116,68**
JAPAN	11.006.362.000	12.336.030.051	12,08	878.180.409	2.689.786.403	206,29
HONG KONG	2.494.716.000	2.230.089.054	-10,61	172.008.017	418.752.917	143,45
KOREA, REPUBLIC OF	9.256.830.000	11.773.595.090	27,19	462.551.351	1.362.670.354	194,60
TAIWAN	7.408.970.020	8.290.844.090	11,90	420.405.140	1.002.948.669	138,57
CHINA	47.924.687.012	25.321.920.519	-47,16	2.980.400.919	3.021.201.250	1,37
PAPUA NEW GUINEA	9.069.380	9.367.467	3,29	163.249	234.187	43,45
THAILAND	7.699.529.056	7.114.514.295	-7,60	347.820.579	666.196.563	91,53
SINGAPORE	248.863.050	118.304.154	-52,46	11.408.163	16.196.470	41,97
PHILIPPINES	14.257.384.340	14.914.239.869	4,61	798.983.986	2.303.050.861	188,25
MALAYSIA	12.745.876.246	12.287.220.287	-3,60	854.216.062	1.681.545.072	96,85
CAMBODIA	1.393.755.085	1.053.713.376	-24,40	78.071.904	131.733.824	68,73
BRUNEI DARUSSALAM	649.997.000	550.000.000	-15,38	45.002.797	74.328.500	65,16
VIET NAM	8.276.270.501	5.760.533.863	-30,40	437.113.859	717.779.652	64,21
INDIA	41.446.985.632	61.638.320.854	48,72	1.941.179.238	6.180.739.436	218,40
PAKISTAN	1.618.251.240	2.229.189.000	37,75	97.697.211	198.885.296	103,57
BANGLADESH	2.303.099.000	2.754.308.010	19,59	146.436.933	346.891.181	136,89
SRI LANKA	36.300.000	75.900.000	109,09	2.139.159	11.544.423	439,67
UNITED ARAB EMIRATES	62.465.000	60.500.000	-3,15	3.060.785	4.870.250	59,12
AUSTRALIA	41	613	1.395,25	10	53	430,00
NEW ZEALAND	931.256.000	500.498.005	-46,26	61.547.647	40.446.759	-34,28
UNITED STATES	271.526.000	110.800.000	-59,19	16.659.644	7.368.200	-55,77
NICARAGUA	74.137.000	-	-100,00	4.460.823	-	-100,00
NETHERLANDS	-	469.172.000	-	-	79.153.100	-
GERMANY, FED. REP. OF	-	60.500.000	-	-	5.203.000	-
SWITZERLAND	-	111.391.000	-	-	15.543.759	-
ITALY	-	444.840.000	-	-	111.778.060	-
SPAIN	-	82.500.000	-	-	8.910.000	-
POLAND	-	368.051.010	-	-	43.173.446	-
REP. OF MACEDONIA	-	44.000.000	-	-	5.940.000	-
LIGNIT	**43.189.731.762**	**37.957.760.217**	**-12,11**	**1.821.125.975**	**2.789.614.532**	**53,18**
JAPAN	-	5.500.000	-	-	754.710	-
KOREA, REPUBLIC OF	-	131.100.000	-	-	7.805.800	-
TAIWAN	64.900.000	60.500.000	-6,78	3.296.931	4.399.560	33,44
CHINA	42.720.679.000	36.771.391.000	-13,93	1.803.817.306	2.696.344.440	49,48
THAILAND	100.580.000	56.400.000	-43,93	2.416.746	8.475.228	250,69
SINGAPORE	150.003.762	180.440.194	20,29	5.603.747	18.607.295	232,05
PHILIPPINES	75.769.000	-	-100,00	4.503.709	-	-100,00
VIET NAM	-	54.830.000	-	-	3.967.499	-
INDIA	77.800.000	140.178.000	80,18	1.487.536	7.020.655	371,97
PAKISTAN	-	394.500.000	-	-	20.062.535	-
AUSTRALIA	-	5	-	-	2	-
SPAIN	-	162.921.018	-	-	22.176.809	-
BITUMEN	**55.860**	**74.480**	**33,33**	**18.032**	**25.382**	**40,76**
SINGAPORE	55.860	74.480	33,33	18.032	25.382	40,76
BIJIH TEMBAGA	**910.307.351**	**1.475.136.048**	**62,05**	**2.057.744.548**	**4.598.325.916**	**123,46**
JAPAN	290.361.129	379.311.805	30,63	675.615.244	1.208.808.533	78,92
KOREA, REPUBLIC OF	120.909.138	266.429.688	120,36	270.742.890	881.398.861	225,55
TAIWAN	55.000.100	88.501.900	60,91	125.016.199	245.558.190	96,42
CHINA	209.614.517	299.746.762	43,00	444.532.385	935.451.165	110,43
PHILIPPINES	96.922.067	54.066.528	-44,22	226.692.020	168.448.884	-25,69
MALAYSIA	-	122.001.300	-	-	354.858.790	-
INDIA	27.500.000	133.076.665	383,92	65.039.199	416.659.146	540,63
GERMANY, FED. REP. OF	33.000.400	55.000.100	66,66	74.508.230	152.844.119	105,14
SPAIN	44.000.000	55.001.000	25,00	102.463.819	169.628.638	65,55
BULGARIA	-	22.000.300	-	-	64.669.588	-
GEORGIA	33.000.000	-	-100,00	73.134.562	-	-100,00
BIJIH ZIRCONIUM, NIOBIUM, DAN TANTALUM	**24.255.027**	**43.664.175**	**80,02**	**34.075.497**	**107.262.409**	**214,78**
JAPAN	862.000	529.000	-38,63	1.264.880	1.243.497	-1,69
HONG KONG	20	-	-100,00	10	-	-100,00
KOREA, REPUBLIC OF	44.000	9.600	-78,18	60.926	28.542	-53,15
TAIWAN	850.003	537.000	-36,82	1.124.010	1.422.260	26,53
CHINA	16.134.000	30.115.500	86,66	22.775.270	71.598.169	214,37
THAILAND	17.000	37.000	117,65	25.136	109.566	335,90
MALAYSIA	2.272.000	2.422.000	6,60	3.078.269	5.968.606	93,89
INDIA	3.104.000	2.681.000	-13,63	4.330.437	7.422.620	71,41
TURKEY	-	733.000	-	-	2.042.650	-
UNITED ARAB EMIRATES	-	63.000	-	-	153.090	-
AUSTRALIA	-	100.015	-	-	302.600	-
UNITED STATES	-	22.060	-	-	75.330	-
BRAZIL	-	850.000	-	-	2.634.200	-
UNITED KINGDOM	108.000	81.000	-25,00	163.620	180.630	10,40

https://www.bps.go.id

TABEL 6. PERKEMBANGAN EKSPOR INDONESIA MENURUT KOMODITI DAN NEGARA TUJUAN
JANUARI - JUNI 2021 DAN 2022

KOMODITI / NEGARA TUJUAN	BERAT BERSIH (KG)		PERUB	NILAI FOB (US $)		PERUB
	JAN-JUN 2021	JAN-JUN 2022	%	JAN-JUN 2021	JAN-JUN 2022	%
(1)	(2)	(3)	(4)	(5)	(6)	(7)
NETHERLANDS	594.000	2.445.000	311,62	874.800	5.931.975	578,09
FRANCE	243.000	270.000	11,11	333.450	765.450	129,55
GERMANY, FED. REP. OF	-	135.000	-	-	375.300	-
ITALY	-	500.000	-	-	1.150.000	-
SPAIN	-	1.926.000	-	-	5.294.243	-
UKRAINE	27.004	208.000	670,26	44.689	563.680	1.161,34
BIJIH BESI	**955.530.302**	**1.301.218.000**	**36,18**	**48.961.750**	**42.393.961**	**-13,41**
CHINA	955.530.302	1.237.618.000	29,52	48.961.750	36.015.517	-26,44
VIET NAM	-	63.600.000	-	-	6.378.444	-
BIJIH SENG	**14.770.070**	**12.097.870**	**-18,09**	**13.899.840**	**13.703.816**	**-1,41**
CHINA	14.770.070	12.097.870	-18,09	13.899.840	13.703.816	-1,41
BIJIH TIMBAL	**5.593.470**	**5.082.600**	**-9,13**	**11.015.456**	**8.754.779**	**-20,52**
CHINA	5.593.470	5.082.600	-9,13	11.015.456	8.754.779	-20,52
BIJIH TITANIUM	**3.712.500**	**-**	**-100,00**	**956.473**	**-**	**-100,00**
CHINA	3.712.500	-	-100,00	956.473	-	-100,00
BIJIH LOGAM LAINNYA	**7.313.758.245**	**11.385.740.620**	**55,68**	**232.819.764**	**372.801.484**	**60,12**
JAPAN	29	55	89,66	1	36	3.516,00
CHINA	7.313.098.176	11.385.739.959	55,69	232.519.379	372.801.249	60,33
IRAN (ISLAMIC REPUBLIC OF)	660.000	-	-100,00	300.372	-	-100,00
AUSTRALIA	-	114	-	-	170	-
UNITED KINGDOM	40	-	-100,00	12	-	-100,00
FRANCE	-	492	-	-	29	-
BATU KERIKIL	**4.933.085.653**	**4.508.009.154**	**-8,62**	**30.200.841**	**27.757.813**	**-8,09**
JAPAN	270.101	522.053	93,28	46.539	101.436	117,96
HONG KONG	20.950	-	-100,00	2.683	-	-100,00
KOREA, REPUBLIC OF	2.567.512	2.877.212	12,06	372.485	459.331	23,32
TAIWAN	3.106.840	3.295.540	6,07	328.177	389.788	18,77
CHINA	158.454	310.247	95,80	26.066	44.543	70,89
THAILAND	26.806	87.000	224,55	4.331	14.420	232,95
SINGAPORE	4.923.315.320	4.498.010.800	-8,64	28.864.693	26.250.161	-9,06
MALAYSIA	167.470	315.216	88,22	22.691	43.249	90,60
BRUNEI DARUSSALAM	26.700	-	-100,00	4.785	-	-100,00
MALDIVES	4.375	2.010	-54,06	678	800	18,08
INDIA	14.400	6.000	-58,33	7.389	1.440	-80,51
IRAQ	15.000	-	-100,00	2.164	-	-100,00
KUWAIT	76.000	-	-100,00	17.404	-	-100,00
CYPRUS	23.000	-	-100,00	3.880	-	-100,00
MAURITIUS	3.600	-	-100,00	664	-	-100,00
AUSTRALIA	980.434	642.347	-34,48	156.873	101.212	-35,48
WALLIS AND FUTUNA ISLANDS	-	150	-	-	27	-
EAST TIMOR	-	19.000	-	-	5.097	-
UNITED STATES	1.793.788	1.545.148	-13,86	253.546	253.462	-0,03
CANADA	42.000	21.000	-50,00	6.720	3.565	-46,95
BRAZIL	32.200	30.563	-5,09	5.872	10.323	75,80
COSTA RICA	11.820	1.895	-83,97	2.301	621	-73,03
ARUBA	730	-	-100,00	130	-	-100,00
FRENCH POLYNESIA	57.534	10.000	-82,62	5.818	1.048	-81,99
MARTINIQUE	-	20.000	-	-	6.600	-
UNITED KINGDOM	48.310	47.500	-1,68	8.795	8.588	-2,36
NETHERLANDS	1.200	2.698	124,83	198	1.106	458,68
FRANCE	60.315	74.880	24,15	8.663	12.033	38,89
GERMANY, FED. REP. OF	85.450	74.960	-12,28	19.937	16.466	-17,41
BELGIUM	41.600	875	-97,90	5.882	403	-93,14
SWEDEN	2.400	6.520	171,67	229	1.514	561,53
FINLAND	76.000	-	-100,00	12.125	-	-100,00
ITALY	117	-	-100,00	85	-	-100,00
SPAIN	527	-	-100,00	42	-	-100,00
PORTUGAL	-	4.260	-	-	925	-
GREECE	43.000	76.000	76,74	7.360	28.865	292,19
POLAND	11.700	-	-100,00	1.638	-	-100,00
ESTONIA	-	5.280	-	-	792	-
BATU HIAS DAN BATU BANGUNAN	**10.992.471**	**9.915.310**	**-9,80**	**1.375.186**	**1.480.918**	**7,69**
JAPAN	137.000	697.609	409,20	33.278	143.983	332,67
KOREA, REPUBLIC OF	4.925	-	-100,00	650	-	-100,00
TAIWAN	734.865	536.978	-26,93	84.881	70.606	-16,82
CHINA	9.378.483	7.763.934	-17,22	1.125.445	1.052.852	-6,45
THAILAND	147.100	348.380	136,83	32.820	76.078	131,80
SINGAPORE	17.014	130.084	664,56	6.196	23.050	272,01
PHILIPPINES	-	555	-	-	81	-
MALAYSIA	128.464	112.940	-12,08	13.586	14.794	8,90
VIET NAM	165.302	-	-100,00	17.400	-	-100,00
MALDIVES	13	-	-100,00	149	-	-100,00
INDIA	54.783	30.637	-44,08	7.733	6.364	-17,70
SAUDI ARABIA	77.882	20.806	-73,29	10.230	3.430	-66,47
MOROCCO	-	6.696	-	-	6.124	-
TANZANIA, UNITED REP. OF	-	2.600	-	-	520	-

https://www.bps.go.id

TABEL 6. PERKEMBANGAN EKSPOR INDONESIA MENURUT KOMODITI DAN NEGARA TUJUAN
JANUARI - JUNI 2021 DAN 2022

KOMODITI / NEGARA TUJUAN	BERAT BERSIH (KG)		PERUB	NILAI FOB (US $)		PERUB
	JAN-JUN 2021	JAN-JUN 2022	%	JAN-JUN 2021	JAN-JUN 2022	%
(1)	(2)	(3)	(4)	(5)	(6)	(7)
REUNION	-	20.350	-	-	11.010	-
SOUTH AFRICA	-	16.700	-	-	7.063	-
AUSTRALIA	16.950	5.595	-66,99	6.020	1.654	-72,52
EAST TIMOR	-	2	-	-	4	-
UNITED STATES	2.587	5.845	125,92	4.271	4.000	-6,34
BRAZIL	6.028	10.500	74,19	4.519	5.550	22,81
FRENCH POLYNESIA	-	8.400	-	-	560	-
UNITED KINGDOM	12.600	9	-99,93	1.830	10	-99,45
NETHERLANDS	34.624	67.190	94,05	6.305	16.278	158,17
FRANCE	35	12.914	36.797,14	5	2.147	44.929,93
GERMANY, FED. REP. OF	65.716	80.745	22,87	18.109	22.545	24,50
BELGIUM	100	70	-30,00	560	355	-36,61
SWEDEN	-	4.922	-	-	780	-
SPAIN	-	5.340	-	-	6.558	-
POLAND	8.000	18.500	131,25	1.200	2.812	134,33
ESTONIA	-	7.010	-	-	1.710	-
ZIRCONIUM SILIKAT	**939.000**	**2.658.400**	**183,11**	**1.405.912**	**7.716.200**	**448,84**
JAPAN	80.000	320.000	300,00	119.778	841.149	602,25
KOREA, REPUBLIC OF	408.000	296.400	-27,35	604.365	766.342	26,80
CHINA	60.000	29.000	-51,67	91.945	89.955	-2,16
THAILAND	93.000	134.000	44,09	135.177	414.313	206,50
INDIA	252.000	-	-100,00	374.226	-	-100,00
PAKISTAN	26.000	52.000	100,00	44.070	155.980	253,94
TURKEY	-	125.000	-	-	412.750	-
MEXICO	-	442.000	-	-	1.321.460	-
ARGENTINA	-	156.000	-	-	401.700	-
BRAZIL	20.000	208.000	940,00	36.350	611.324	1.581,77
PERU	-	102.000	-	-	346.950	-
ITALY	-	404.000	-	-	1.240.624	-
SPAIN	-	390.000	-	-	1.113.653	-
BATU APUNG DAN SEJENISNYA	**53.263.511**	**51.926.291**	**-2,51**	**3.818.894**	**3.497.753**	**-8,41**
JAPAN	272.140	306.200	12,52	45.540	53.925	18,41
HONG KONG	25.307	-	-100,00	2.336	-	-100,00
KOREA, REPUBLIC OF	4.981.600	2.862.582	-42,54	512.652	305.598	-40,39
TAIWAN	165.850	381.106	129,79	19.405	35.762	84,29
CHINA	38.457.828	40.880.379	6,30	2.252.597	2.278.091	1,13
THAILAND	3.306.594	2.624.587	-20,63	356.608	297.081	-16,69
SINGAPORE	554.622	832.426	50,09	66.941	133.627	99,62
PHILIPPINES	500	-	-100,00	595	-	-100,00
MALAYSIA	530.700	328.830	-38,04	48.704	35.505	-27,10
CAMBODIA	912.308	626.050	-31,38	65.716	35.730	-45,63
VIET NAM	3.440.315	3.083.095	-10,38	362.724	317.275	-12,53
INDIA	25.300	-	-100,00	2.990	-	-100,00
BANGLADESH	420.000	-	-100,00	21.000	-	-100,00
QATAR	170.100	-	-100,00	17.900	-	-100,00
AUSTRALIA	160	268	67,50	68	149	118,94
UNITED STATES	5	-	-100,00	62	-	-100,00
CANADA	2	-	-100,00	37	-	-100,00
NETHERLANDS	0	768	274.185,71	42	5.010	11.797,41
GERMANY, FED. REP. OF	181	-	-100,00	42.977	-	-100,00
ASPAL	**332.000**	**3.036.113**	**814,49**	**41.592**	**1.558.433**	**3.646,91**
CHINA	330.000	-	-100,00	41.250	-	-100,00
SINGAPORE	-	3.035.296	-	-	1.555.515	-
NIGERIA	-	817	-	-	2.918	-
SOLOMON ISLANDS	2.000	-	-100,00	342	-	-100,00
TANAH DAN TANAH LIAT	**82.836.021**	**70.522.914**	**-14,86**	**6.327.775**	**6.429.070**	**1,60**
JAPAN	185.089	935.073	405,20	42.470	189.381	345,91
KOREA, REPUBLIC OF	1.150.000	1.366.014	18,78	196.111	227.172	15,84
TAIWAN	1.946.200	1.648.900	-15,28	339.414	318.302	-6,22
CHINA	50.131.515	30.473.187	-39,21	2.126.024	1.387.894	-34,72
THAILAND	1.458.003	1.719.018	17,90	255.270	243.937	-4,44
SINGAPORE	93.000	109.000	17,20	13.360	16.596	24,22
MALAYSIA	12.156.317	10.893.000	-10,39	1.478.494	1.301.274	-11,99
VIET NAM	8.972.377	13.117.703	46,20	1.077.625	1.545.798	43,44
INDIA	2.496.005	2.488.006	-0,32	144.934	187.359	29,27
PAKISTAN	3	5	66,67	1	1	0,00
BANGLADESH	3.539.507	4.899.004	38,41	610.515	803.331	31,58
SRI LANKA	5	-	-100,00	2	-	-100,00
IRAN (ISLAMIC REPUBLIC OF)	408.000	1.014.000	148,53	30.600	76.050	148,53
TANZANIA, UNITED REP. OF	300.000	130.000	-56,67	12.955	7.020	-45,81
GHANA	-	130.000	-	-	7.020	-
NIGERIA	-	1.600.000	-	-	117.930	-
SPAIN	-	5	-	-	5	-
BAHAN MINERAL LAINNYA	**820.063.293**	**374.212.889**	**-54,37**	**15.021.657**	**8.592.219**	**-42,80**
JAPAN	9.960.023	8.023.094	-19,45	605.178	446.086	-26,29
KOREA, REPUBLIC OF	38.000	40.008	5,28	10.913	11.275	3,32
TAIWAN	55.212	77.587	40,53	28.895	17.294	-40,15
CHINA	794.472.459	340.599.023	-57,13	13.146.240	6.807.327	-48,22

https://www.bps.go.id

TABEL 6. PERKEMBANGAN EKSPOR INDONESIA MENURUT KOMODITI DAN NEGARA TUJUAN
JANUARI - JUNI 2021 DAN 2022

KOMODITI / NEGARA TUJUAN	BERAT BERSIH (KG)		PERUB	NILAI FOB (US $)		PERUB
	JAN-JUN 2021	JAN-JUN 2022	%	JAN-JUN 2021	JAN-JUN 2022	%
(1)	(2)	(3)	(4)	(5)	(6)	(7)
PAPUA NEW GUINEA	3.684	-	-100,00	11.988	-	-100,00
THAILAND	26.954	58.551	117,23	9.963	34.220	243,47
SINGAPORE	4.608	243.367	5.181,98	1.872	12.689	577,95
PHILIPPINES	-	25.143	-	-	9.334	-
MALAYSIA	6.874.124	5.913.279	-13,98	371.122	319.408	-13,93
VIET NAM	-	25.000	-	-	29.664	-
MALDIVES	7	-	-100,00	70	-	-100,00
INDIA	5.520	55.045	897,19	20.157	11.081	-45,03
BANGLADESH	8.178.432	8.770.206	7,24	602.795	249.316	-58,64
SRI LANKA	50	5.025	9.929,94	41	900	2.117,29
OMAN	-	27.200	-	-	182.240	-
UNITED ARAB EMIRATES	-	29	-	-	65	-
QATAR	-	5.232	-	-	7.920	-
EGYPT	-	10.000.267	-	-	270.007	-
AUSTRALIA	34.634	21.691	-37,37	13.244	6.196	-53,22
FIJI	3.580	-	-100,00	4.014	-	-100,00
EAST TIMOR	24.208	38.301	58,22	2.218	3.860	74,03
UNITED STATES	17.323	1.332	-92,31	44.348	403	-99,09
CANADA	60	-	-100,00	552	-	-100,00
BRAZIL	18.000	25.000	38,89	3.420	5.250	53,51
NETHERLANDS ANTILLES	2.310	-	-100,00	907	-	-100,00
UNITED KINGDOM	74.320	62.450	-15,97	13.173	12.711	-3,50
NETHERLANDS	55.845	37.872	-32,18	11.904	7.953	-33,19
FRANCE	2.737	9.807	258,30	1.528	1.746	14,27
GERMANY, FED. REP. OF	192.159	144.506	-24,80	113.014	143.453	26,93
SWITZERLAND	-	76	-	-	1.084	-
ITALY	45	-	-100,00	304	-	-100,00
POLAND	19.000	3.800	-80,00	3.800	737	-80,60
BARANG BUKAN LOGAM DAUR ULANG	**4.408.830**	**5.791.796**	**31,37**	**3.413.019**	**3.622.071**	**6,13**
JAPAN	156.939	185.313	18,08	189.475	195.061	2,95
KOREA, REPUBLIC OF	921.001	486.483	-47,18	836.242	403.468	-51,75
CHINA	2.912.085	4.718.695	62,04	2.205.926	2.841.328	28,80
THAILAND	412.405	336.105	-18,50	177.305	149.623	-15,61
MALAYSIA	6.400	3.200	-50,00	4.070	2.035	-50,00
VIET NAM	-	2.000	-	-	1.396	-
PERU	-	60.000	-	-	29.160	-
RONGSOKAN KAPAL	**2.499**	**-**	**-100,00**	**23.400**	**-**	**-100,00**
MALAYSIA	2.499	-	-100,00	23.400	-	-100,00
BARANG LOGAM DAUR ULANG	**-**	**2.800**	**-**	**-**	**1.960**	**-**
JAPAN	-	2.800	-	-	1.960	-
TOTAL EKSPOR	**304.280.802.578**	**295.018.593.058**	**-3,04**	**102.883.873.643**	**141.126.296.718**	**37,17**

https://www.bps.go.id

DATA

MENCERDASKAN BANGSA

https://www.bps.go.id

BADAN PUSAT STATISTIK
Jl. dr. Sutomo No. 6-8 Jakarta 10710
Telp : (021) 3841195, 3842508, 3810291-4, Fax : (021) 3857046
Homepage : http://www.bps.go.id *E-mail* : bpshq@bps.go.id

ISSN 2745-3995
9 772745 399503