

No. Katalog : 8202035.73

**STATISTIK EKSPOR IMPOR
PROVINSI SULAWESI SELATAN
TRIWULAN IV - 2021**

<https://sulsel.bps.go.id>



**BADAN PUSAT STATISTIK
PROVINSI SULAWESI SELATAN**

STATISTIK EKSPOR IMPOR PROVINSI SULAWESI SELATAN TRIWULAN IV - 2021

<https://sulsel.bps.go.id>



**BADAN PUSAT STATISTIK
PROVINSI SULAWESI SELATAN**

STATISTIK EKSPOR IMPOR PROVINSI SULAWESI SELATAN TRIWULAN IV - 2021

ISBN	: 978-623-6203-66-8
No. Publikasi	: 73000.2209
Katalog Publikasi	: 8202035.73
Ukuran Buku	: 21,59 cm x 27,94 cm
Jumlah Halaman	: x + 195 halaman
Naskah	: BPS Provinsi Sulawesi Selatan
Gambar kulit	: BPS Provinsi Sulawesi Selatan
Diterbitkan Oleh	: © BPS Provinsi Sulawesi Selatan
Dicetak Oleh	: BPS Provinsi Sulawesi Selatan

Dilarang mengumumkan, mendistribusikan, mengomunikasikan dan/atau menggandakan sebagian atau seluruh isi buku ini untuk tujuan komersial tanpa izin tertulis dari Badan Pusat Statistik Provinsi Sulawesi Selatan

TIM PENYUSUN

Penanggungjawab Umum

Suntono

Penanggungjawab Teknis

Akmal

Penyunting

Herbudiman Suandy

Penulis

I Gusti Bagus Ngurah Diksa

Pengolah Data

I Gusti Bagus Ngurah Diksa

Gambar Kulit dan Tata Letak

I Gusti Bagus Ngurah Diksa

KATA PENGANTAR

Statistik Ekspor Impor Provinsi Sulawesi Selatan Triwulan IV-2021, merupakan publikasi yang diterbitkan secara berkala setiap triwulan. Publikasi ini berisi data dan informasi sebagai berikut :

- a. Ekspor/Impor menurut golongan barang HS
- b. Ekspor/Impor menurut golongan barang SITC
- c. Ekspor/Impor menurut negara tujuan/asal, pelabuhan muat/bongkar dan impor komoditi menurut negara tujuan/asal utama.

Ucapan terima kasih dan penghargaan yang setinggi-tingginya disampaikan kepada Direktorat Jenderal Bea dan Cukai Kementerian Keuangan, Bank Indonesia, dan semua pihak yang telah berkontribusi sehingga publikasi ini dapat diterbitkan tepat waktu. Saran yang konstruktif dari pengguna data kami harapkan untuk penyempurnaan publikasi mendatang. Semoga publikasi ini bermanfaat.

Makassar, April 2022

BADAN PUSAT STATISTIK
PROVINSI SULAWESI SELATAN

Kepala,



Suntono

DAFTAR ISI

	Halaman
Kata Pengantar	v
Daftar Isi	vii
Daftar Tabel	ix
Daftar Gambar	x
Penjelasan	1
Ringkasan Ekspor	7
Ringkasan Impor	15
Lampiran	23
Lampiran 1. Ekspor Sulawesi Selatan Menurut Sektor	25
Lampiran 2. Ekspor Sulawesi Selatan Menurut Golongan Barang 2 Digit HS	26
Lampiran 3. Ekspor Sulawesi Selatan Menurut Komoditi (HS)	28
Lampiran 4. Ekspor Sulawesi Selatan Menurut Golongan Barang SITC	36
Lampiran 5. Ekspor Sulawesi Selatan Menurut Negara Tujuan	41
Lampiran 6. Ekspor Sulawesi Selatan Menurut Pelabuhan Muat	42
Lampiran 7. Ekspor Sulawesi Selatan Menurut Komoditi dan Negara Tujuan Triwulan IV/2021	43
Lampiran 8. Ekspor Sulawesi Selatan Menurut Komoditi dan Negara Tujuan Kumulatif sampai dengan Triwulan IV/2021	46
Lampiran 9. Impor Sulawesi Selatan Menurut Migas dan Non Migas	51
Lampiran 10. Impor Sulawesi Selatan menurut Golongan Penggunaan Barang	53
Lampiran 11. Impor Sulawesi Selatan Menurut Golongan Barang 2 Digit HS	54
Lampiran 12. Impor Sulawesi Selatan Menurut Komoditi (HS)	57
Lampiran 13. Impor Sulawesi Selatan Menurut Golongan Barang SITC	134
Lampiran 14. Impor Sulawesi Selatan Menurut Negara Asal	168
Lampiran 15. Impor Sulawesi Selatan Menurut Pelabuhan Bongkar	170
Lampiran 16. Impor Sulawesi Selatan Menurut Komoditi dan Negara Asal	171

	Triwulan IV/2021	
Lampiran 17.	Impor Sulawesi Selatan Menurut Komoditi dan Negara Asal Kumulatif sampai dengan Triwulan IV/2021	181

<https://sulsel.bps.go.id>

DAFTAR TABEL

		Halaman
Tabel 1.	Ekspor Sulawesi Selatan Menurut Sektor Tahun 2020 – Triwulan IV/2020	10
Tabel 2.	Perkembangan Nilai Ekspor Sulawesi Selatan Menurut Kelompok Komoditas Kumulatif Triwulan IV/2020 dan Kumulatif Triwulan IV/2021	11
Tabel 3.	Nilai Ekspor Sulawesi Selatan Menurut Kelompok Negara Tujuan Utama Kumulatif Triwulan IV/2020 dan Kumulatif Triwulan IV/2021	12
Tabel 4.	Perkembangan Nilai Ekspor Sulawesi Selatan menurut Pelabuhan Muat Kumulatif Triwulan IV/2020 dan Kumulatif Triwulan IV/2021	13
Tabel 5.	Impor Migas dan Non Migas Sulawesi Selatan Tahun 2020 – Triwulan IV/2020	18
Tabel 6.	Impor Sulawesi Selatan menurut Golongan Penggunaan Barang Tahun 2020 – Triwulan IV/2020	18
Tabel 7.	Perkembangan Nilai Impor Sulawesi Selatan Menurut Kelompok Komoditas Kumulatif Triwulan IV/2020 dan Kumulatif Triwulan IV/2021	19
Tabel 8.	Nilai Impor Sulawesi Selatan Menurut Kelompok Negara Asal Utama Kumulatif Triwulan IV/2020 dan Kumulatif Triwulan IV/2021	21
Tabel 9.	Perkembangan Nilai Impor Sulawesi Selatan Menurut Pelabuhan Bongkar Kumulatif Triwulan IV/2020 dan Kumulatif Triwulan IV/2021	22

DAFTAR GAMBAR

		Halaman
Gambar 1.	Nilai Ekspor Sulawesi Selatan Tahun 2020 – Triwulan IV/2021	9
Gambar 2.	Persentase Nilai Ekspor Sulawesi Selatan Menurut Sektor Tahun 2020 dan Kumulatif TW IV/2021	10
Gambar 3.	Nilai Ekspor Sulawesi Selatan menurut Kelompok Komoditas Kumulatif Triwulan IV/2021	12
Gambar 4.	Nilai Ekspor Sulawesi Selatan Menurut Pelabuhan Muat Kumulatif Triwulan IV/2021	13
Gambar 5.	Nilai Impor Sulawesi Selatan Tahun 2020- Triwulan IV/2021	17
Gambar 6.	Persentase Nilai Impor Sulawesi Selatan Menurut Migas dan Non Migas Tahun 2020 dan Kumulatif Triwulan IV/2021	17
Gambar 7.	Persentase Nilai Impor Sulawesi Selatan menurut Golongan Penggunaan Barang Triwulan IV/2020 dan Triwulan IV/2021	19
Gambar 8.	Nilai Impor Sulawesi Selatan menurut Kelompok Komoditas Kumulatif Triwulan IV/2021	20
Gambar 9.	Nilai Impor Sulawesi Selatan Menurut Pelabuhan Bongkar Kumulatif Triwulan IV/2021	22

Penjelasan



<https://suiser.uns.ac.id/>

PENJELASAN

1. DAERAH PENCATATAN

Daerah pencatatan statistik dalam publikasi ini meliputi seluruh wilayah Sulawesi Selatan.

2. SUMBER DOKUMEN

Data ekspor dikumpulkan berdasarkan dokumen ekspor yaitu Pemberitahuan Ekspor Barang (PEB) yang diisi oleh eksportir dan telah diberikan izin muat oleh Bea dan Cukai dan selanjutnya dikirim ke Badan Pusat Statistik (BPS).

Data Statistik Impor dikumpulkan berdasarkan dokumen impor yaitu Pemberitahuan Impor Barang (PIB-BC2.0) dan Pemberitahuan Pengangkutan Barang Impor (PPBI-BC.23) yang diisi oleh importir. Dokumen PIB-BC2.0 dan PPBI-BC.23 diterima dari Bea dan Cukai dan berlaku sejak April 1997 berdasarkan Surat Keputusan Menteri Keuangan Nomor 101/KMK.05/1997 tanggal 10 Maret 1997.

Pencatatan statistik perdagangan luar negeri menggunakan sistem perdagangan umum (*general trade*) dimana pencatatan dilakukan dari dokumen PEB/PIB yang dimuat/dibongkar dari atau di pelabuhan-pelabuhan di Sulawesi Selatan.

3. RUANG LINGKUP

Pencatatan statistik ekspor meliputi seluruh barang yang keluar dari wilayah Republik Indonesia, baik yang bersifat komersial maupun bukan komersial seperti bantuan barang kredit lunak, hadiah dan sebagainya.

Ekspor kapal laut dan pesawat udara termasuk dalam statistik ekspor, sedangkan ekspor *bunker oil* untuk kapal tidak termasuk dalam publikasi ini.

Barang-barang yang diolah di luar negeri tetap dicatat sebagai ekspor meskipun hasil olahan barang tersebut akan kembali ke wilayah Republik Indonesia.

Barang-barang di bawah ini tidak termasuk dalam statistik ekspor:

- a. Pakaian dan barang-barang perhiasan penumpang
- b. Barang-barang yang dikirim untuk perwakilan Indonesia di luar negeri
- c. Barang-barang untuk ekspedisi dan ekshibisi/pameran
- d. Pembungkus/peti kemas untuk diisi di luar negeri

- e. Uang dan surat-surat berharga
- f. Barang-barang contoh
- g. Barang-barang yang dikirim ke luar negeri untuk diperbaiki

Sedangkan pencatatan statistik impor meliputi seluruh barang impor yang masuk ke Sulawesi Selatan, baik yang bersifat komersial maupun bukan komersial seperti hadiah dan lain-lain.

Barang-barang luar negeri yang diolah atau diperbaiki di dalam negeri tetap dicatat sebagai barang impor meskipun setelah barang tersebut selesai diproses akan kembali ke luar negeri (*re-ekspor*).

Barang-barang di bawah ini tidak termasuk dalam statistik impor:

- a. Pakaian dan barang penumpang
- b. Barang penumpang untuk dipakai sendiri, kecuali lemari es, pesawat TV, dan sebagainya.
- c. Barang-barang yang diimpor untuk keperluan kedutaan asing
- d. Barang-barang untuk ekspedisi dan eksebisi/pameran
- e. Sebagian barang yang langsung diimpor oleh angkatan bersenjata
- f. Peti kemas/pembungkus untuk diisi kembali
- g. Uang dan surat-surat berharga
- h. Barang-barang untuk contoh

4. SISTEM PENGOLAHAN

Data dalam publikasi ini mencakup dokumen PEB dan PIB sampai dengan Triwulan IV/2021 (Januari-Desember 2021) yang diterima oleh Badan Pusat Statistik sampai akhir Desember 2021. Sistem pengolahan menggunakan *Carry Over*. Dengan metode ini dokumen-dokumen dari Bea dan Cukai ditunggu selama satu bulan setelah bulan berjalan. Dokumen-dokumen yang datang terlambat akan dimasukkan dalam bulan pengolahan berikutnya.

5. KLASIFIKASI JENIS BARANG

Penggolongan barang yang digunakan di dalam statistik impor adalah klasifikasi Barang Impor yang berdasarkan pada Buku Tarif Kepabeanan Indonesia 2017 (BTKI 2017) yang mengacu pada amandemen keempat dari *World Customs Organization* (WCO) sebagai lembaga Internasional yang menyusun klasifikasi *Harmonized System* (HS). Disamping menggunakan HS sebagai klasifikasi jenis barang, juga digunakan *Standard International Trade Classification* (SITC) Revisi 4.

6. PERIODE REFERENSI

Periode penentuan ekspor impor adalah tanggal penyelesaian dokumen oleh pejabat-pejabat Bea dan Cukai yang terdapat dalam dokumen impor.

7. NILAI BARANG

Nilai barang ekspor yang dicatat dalam nilai FOB (US\$), sementara nilai barang impor adalah CIF (US \$)

8. SATUAN BARANG

Berat barang ekspor/impor adalah berat bersih dan dinyatakan dalam Kg.

9. NEGARA TUJUAN/ASAL

Yang dimaksud dengan negara tujuan adalah negara dimana barang ekspor tersebut akan dikonsumsi atau diperdagangkan. Sedangkan negara asal adalah negara dimana barang-barang tersebut dihasilkan dan dokumennya telah diperiksa serta dinyatakan sesuai dengan peraturan yang berlaku oleh pejabat Bea dan Cukai.

10. PELABUHAN MUAT/BONGKAR

Pelabuhan muat adalah pelabuhan dimana surat izin muat untuk ekspor tersebut dikeluarkan. Sedangkan pelabuhan bongkar adalah pelabuhan dimana surat izin bongkar untuk impor tersebut dikeluarkan.

A wireframe globe is centered on the page. Overlaid on the globe is a map of Indonesia. A semi-transparent keyboard is also overlaid on the globe, with letters visible on the keys. The text 'Ringkasan Ekspor' is written in a large, bold, black font across the center of the globe. A watermark 'www.pptps.go.id' is visible diagonally across the globe.

Ringkasan Ekspor

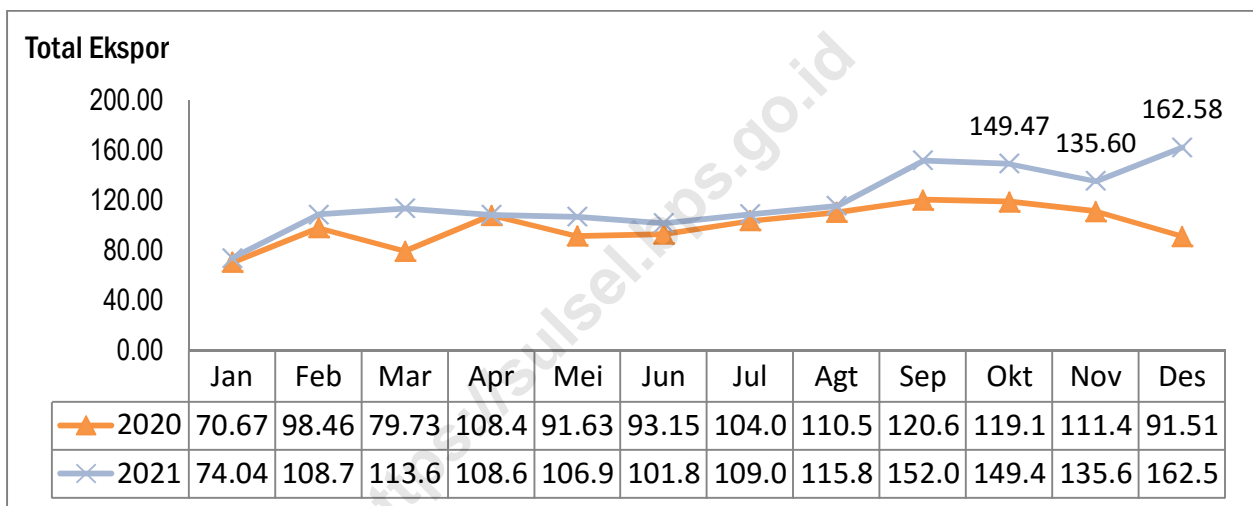


<https://sulsel.bps.go.id>

RINGKASAN EKSPOR

Nilai ekspor melalui pelabuhan muat Sulawesi Selatan selama periode triwulan IV/2021 sebesar US \$ 447,64 juta. Capaian ini meningkat 18,75 persen dibanding impor triwulan III/2021 yang senilai US \$ 376,96 juta. Apabila dibandingkan dengan triwulan IV/2020 yang sebesar US \$ 322,08 mengalami kenaikan 38,98 persen. Nilai ekspor secara kumulatif triwulan IV/2021 senilai US \$ 1.438,60 juta, meningkat sebesar 19,95 persen dibandingkan kumulatif triwulan IV/2020 yang bernilai US \$ 1.199,36 juta.

**Gambar 1. Nilai Ekspor Sulawesi Selatan
Tahun 2020 – Triwulan IV/2021 (US\$ Juta)**



Berdasarkan capaian ekspor triwulan IV/2021 terlihat bahwa meski pandemi belum berlalu namun kinerja ekspor Sulawesi Selatan secara bertahap mengalami perbaikan. Capaian ekspor Sulawesi Selatan secara kumulatif hingga triwulan tiga sudah lebih tinggi 19,96 persen dibanding kondisi kumulatif triwulan IV/2020 yang sebesar US\$ 1.199,36 juta.

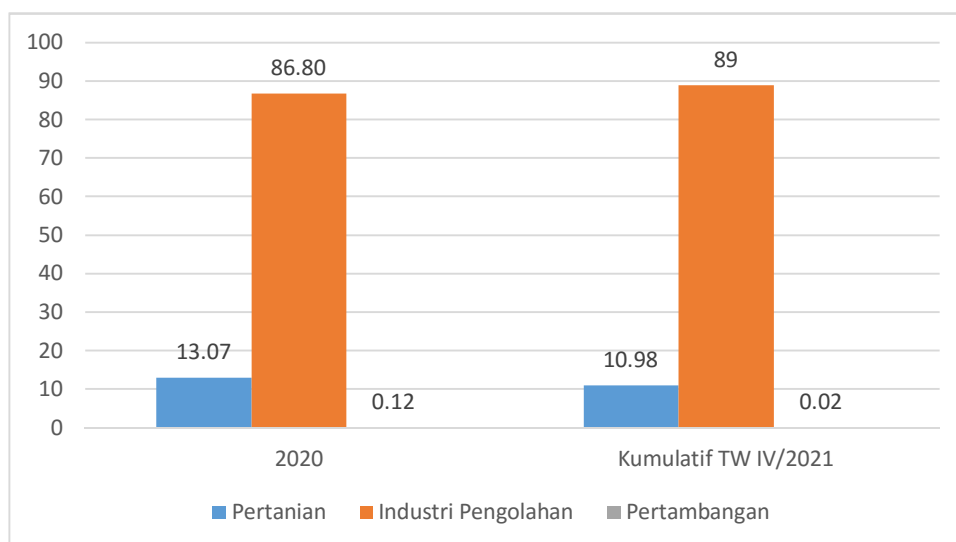
Komoditi ekspor dipilah berdasarkan tiga sektor yaitu pertanian, industri pengolahan dan pertambangan. Ekspor industri pengolahan mendominasi. Pada triwulan IV/2021 nilai ekspor pertanian sebesar US \$ 39,98 juta. Sedangkan nilai ekspor industri pengolahan dan pertambangan masing-masing senilai US \$ 336,79 juta dan US \$ 0,19 juta.

Tabel 1. Ekspor Sulawesi Selatan Menurut Sektor Tahun 2020 – Triwulan IV/2021

Sektor	2020				2021			
	TW I	TW II	TW III	TW IV	TW I	TW II	TW III	TW IV
(1)	(2)	(3)	(4)	(5)	(6)	(7)	(8)	(9)
Nilai FOB (juta US \$)								
Pertanian	19,46	37,69	46,61	53,03	27,23	35,61	39,98	49,15
Industri	228,97	254,99	288,30	268,83	269,04	281,60	336,79	398,41
Pertambangan	0,43	0,50	0,34	0,23	0,24	0,27	0,19	0,09
Total	248,85	293,17	335,25	322,08	296,51	317,48	376,96	447,64
Berat (ribu ton)								
Pertanian	13,71	37,10	34,04	43,33	25,29	31,39	32,07	32,37
Industri	262,86	531,77	642,11	539,26	652,95	860,31	414,36	597,72
Pertambangan	2,97	3,99	3,02	1,75	2,83	2,54	1,98	0,80
Total	279,53	572,87	679,18	584,34	681,07	894,24	484,41	630,89

Kontribusi komoditi sektor industri pengolahan dan pertanian pada tahun 2020 mencapai 86,80 persen dan 13,07 persen. Sementara peranan komoditi pertambangan hanya 0,12 persen. Secara kumulatif triwulanan IV/2021, peranan komoditi industri pengolahan melonjak di level 89,00 persen. Diikuti oleh ekspor sektor pertanian dan pertambangan masing-masing senilai 10,98 persen dan 0,02 persen.

Gambar 2. Persentase Nilai Ekspor Sulawesi Selatan Menurut Sektor Tahun 2020 dan Kumulatif TW IV/2021



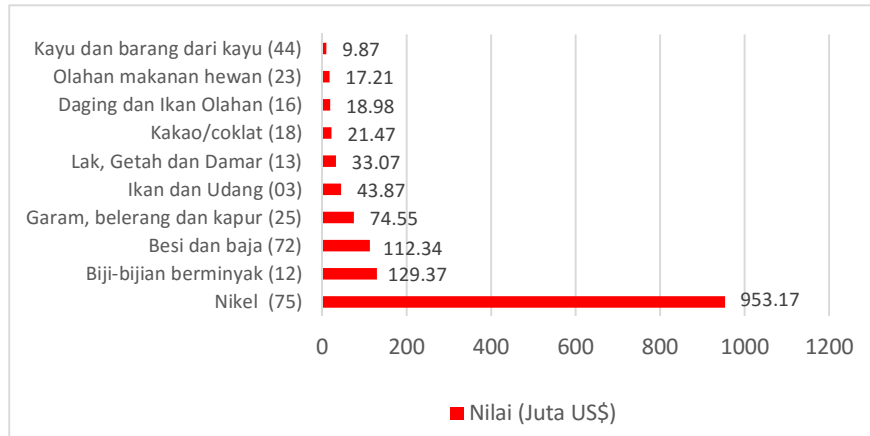
Tabel 2. Perkembangan Nilai Ekspor Sulawesi Selatan Menurut Kelompok Komoditas Kumulatif Triwulan IV/2020 dan Kumulatif Triwulan IV/2021

Kelompok Komoditas (HS)	Kumulatif TW IV/2020 Januari - Desember 2020		Kumulatif TW IV/2021 Januari – Desember 2021		Perubahan (%)
	Nilai FOB (Juta US \$)	Peranan (%)	Nilai FOB (Juta US \$)	Peranan (%)	
(1)	(2)	(3)	(4)	(5)	(6)
Nikel (75)	764,41	63,74	953,17	66,26	24,69
Biji-bijian berminyak (12)	97,13	8,10	129,37	8,99	33,19
Besi dan baja (72)	59,19	4,94	112,34	7,81	89,79
Garam, belerang dan kapur (25)	56,29	4,69	74,55	5,18	32,45
Ikan dan Udang (03)	49,99	4,17	43,87	3,05	-12,22
Lak, Getah dan Damar (13)	44,75	3,73	33,07	2,30	-26,09
Kakao/coklat (18)	22,37	1,86	21,47	1,49	-3,99
Daging dan Ikan Olahan (16)	20,18	1,68	18,98	1,32	-5,96
Olahan makanan hewan (23)	16,69	1,39	17,21	1,20	3,15
Kayu dan barang dari kayu (44)	15,83	1,32	9,87	0,69	-37,63
Total 10 kelompok komoditas	1.146,82	95,62	1.413,93	98,28	23,29
Lainnya	52,54	4,38	24,68	1,72	-53,03
Total Ekspor	1.199,36	100,00	1.438,60	100,00	19,95

Dari keseluruhan ekspor Sulawesi Selatan selama periode Januari – Desember 2021 terdapat 10 kelompok komoditas utama dengan kontribusi 98,28 persen atau setara dengan US\$ 1.413,93 juta. Tiga kelompok komoditas utama adalah nikel (US \$ 953,17 juta), biji-bijian berminyak (US \$ 129,37 juta) serta besi dan baja (US \$ 112,34 juta).

Dari sisi pertumbuhan ekspor kumulatif antar tahun, kenaikan tertinggi adalah kelompok komoditas besi dan baja (89,79 persen) diikuti oleh biji-bijian berminyak (33,19 persen) serta garam, belerang dan kapur (32,45 persen). Sementara penurunan ekspor tertinggi adalah kelompok komoditas kayu dan barang dari kayu (37,63 persen), Lak, Getah dan Damar (26,09 persen) serta ikan dan udang (12,22 persen).

Gambar 3. Nilai Ekspor Sulawesi Selatan menurut Kelompok Komoditas Kumulatif Triwulan IV/2021



Pada periode Januari-Desember 2021 terdapat 10 negara utama tujuan ekspor Sulawesi Selatan dengan tiga tertinggi dari negara Jepang (US\$ 998,66 juta), Tiongkok (US\$ 297,44 juta) dan Taiwan (US\$ 20,77 juta). Kenaikan pertumbuhan ekspor kumulatif triwulan IV antar tahun pada tiga tertinggi menurut negara tujuan utama adalah Bangladesh, Singapura, dan Taiwan dengan nilai masing-masing sebesar 274,25 persen, 125,14 persen dan 123,32 persen. Sementara penurunan pertumbuhan ekspor ke negara Malaysia (58,37 persen), Filipina (37,38 persen) dan Timor Leste (1,74 persen).

Tabel 3. Nilai Ekspor Sulawesi Selatan Menurut Kelompok Negara Tujuan Utama Kumulatif Triwulan IV/2020 dan Kumulatif Triwulan IV/2021

Asal Negara (Kode)	Kumulatif TW IV/2020 Januari - Desember 2020		Kumulatif TW IV/2021 Januari - Desember 2021		Perubahan (%)
	Nilai FOB (Juta US \$)	Peranan (%)	Nilai FOB (Juta US \$)	Peranan (%)	
(1)	(2)	(3)	(4)	(5)	(6)
Jepang (111)	807,32	67,31	998,66	69,42	23,70
Tiongkok (116)	247,09	20,60	297,44	20,68	20,38
Taiwan (115)	11,77	0,98	20,77	1,44	76,47
India (133)	0,01	0,00	19,36	1,35	162146,30
Korea Selatan (114)	14,86	1,24	17,82	1,24	19,94
Philippines (123)	16,43	1,37	16,15	1,12	-1,71
Australia (311)	6,51	0,54	14,19	0,99	117,85
Malaysia (124)	22,67	1,89	13,03	0,91	-42,53
Timor leste (391)	11,00	0,92	10,89	0,76	-1,00
Bangladesh (135)	1,67	0,14	7,76	0,54	363,42
Total 10 Negara Tujuan	1.139,33	94,99	1.408,31	97,89	23,61
Lainnya	60,03	5,01	30,29	2,11	-49,54
Total Ekspor	1.199,36	100,00	1.438,60	100,00	19,95

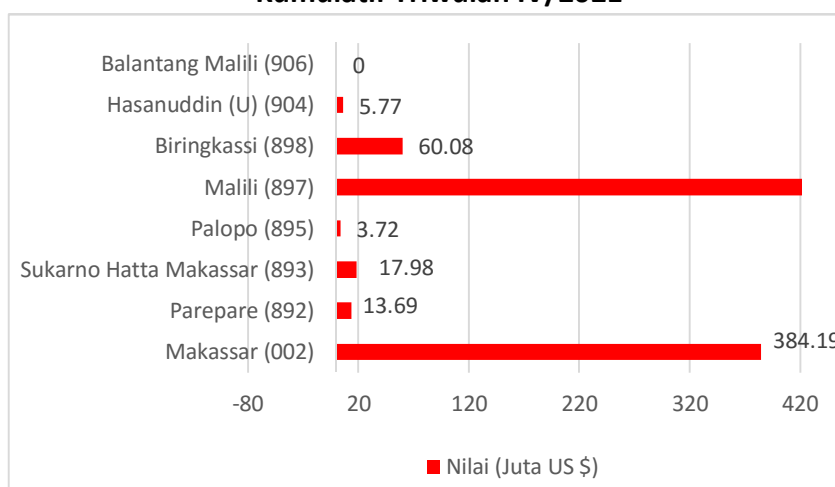
Tabel 4. Perkembangan Nilai Ekspor Sulawesi Selatan menurut Pelabuhan Muat Kumulatif Triwulan IV/2020 dan Kumulatif Triwulan IV/2021

Pelabuhan Muat (Kode)	Kumulatif TW IV/2020 Januari – Desember 2020		Kumulatif TW IV/2021 Januari – Desember 2021		Perubahan (%)
	Nilai FOB (Juta US \$)	Peranan (%)	Nilai FOB (Juta US \$)	Peranan (%)	
(1)	(2)	(3)	(4)	(5)	(6)
Makassar (002)	318,81	26,58	384,19	26,71	20,51
Parepare (892)	2,84	0,24	13,69	0,95	382,04
Sukarno Hatta Makassar (893)	51,04	4,26	17,98	1,25	-64,77
Palopo (895)	7,06	0,59	3,72	0,26	-47,31
Malili (897)	764,41	63,74	953,17	66,26	24,69
Biringkassi (898)	51,95	4,33	60,08	4,18	15,65
Hasanuddin (U) (904)	3,24	0,27	5,77	0,40	78,09
Balantang Malili (906)	-	-	-	-	-
Total Ekspor Pelabuhan Muat	1199,36	100,00	1438,60	100,00	19,95

Terdapat delapan pelabuhan bongkar di Sulawesi Selatan. Pada periode Januari – Desember 2021, nilai ekspor melalui Pelabuhan Malili mendominasi dengan peranan 66,26 persen atau senilai US \$ 953,17 juta. Selanjutnya adalah Pelabuhan Makassar dan Pelabuhan Biringkassi dengan kontribusi masing-masing sebesar 26,71 persen dan 4,18 persen.

Peningkatan aktivitas muat tertinggi dibandingkan tahun sebelumnya terjadi di Pelabuhan Parepare (382,04 persen), sementara penurunan aktivitas muat tertinggi di Pelabuhan Sukarno Hatta Makassar (64,77 persen).

Gambar 4. Nilai Ekspor Sulawesi Selatan Menurut Pelabuhan Muat Kumulatif Triwulan IV/2021





<https://sulsel.bps.go.id>

Ringkasan Impor



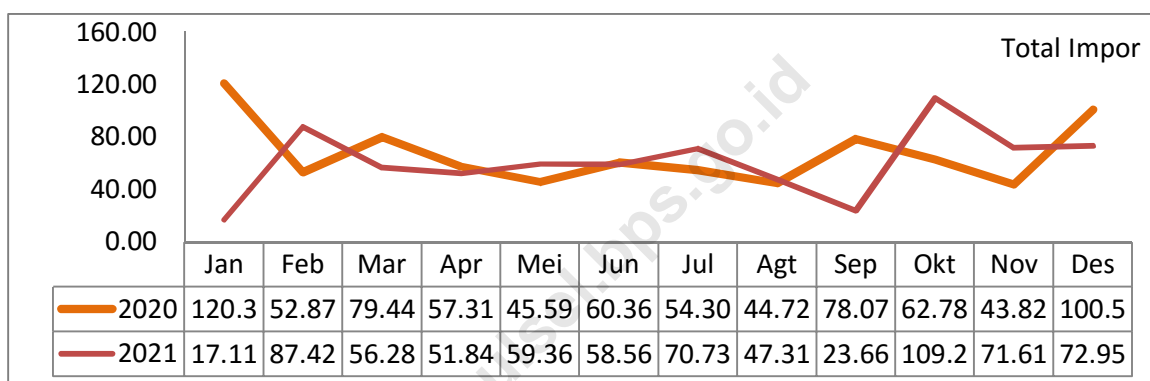


<https://sulsel.bps.go.id>

RINGKASAN IMPOR

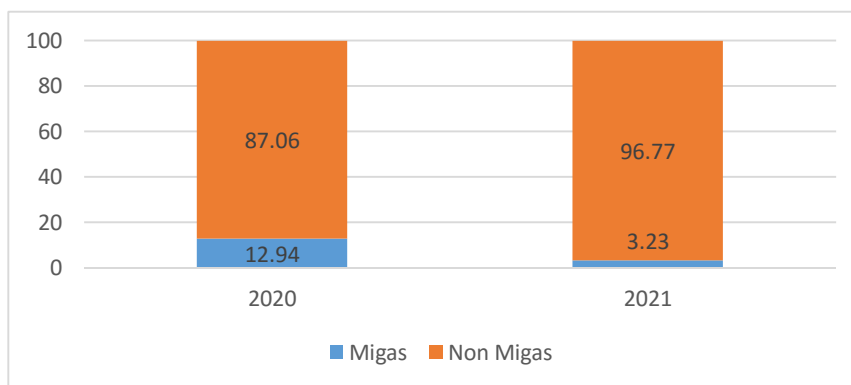
Nilai impor melalui pelabuhan bongkar Sulawesi Selatan selama periode triwulan IV/2021 sebesar US \$ 180,85 juta. Capaian ini meningkat 27,63 persen dibanding impor triwulan III/2021 yang senilai US\$ 160,82 juta. Jika dibandingkan triwulan IV/2020 yang sebesar US\$ 207,17 juta mengalami penurunan 12,70 persen. Nilai impor secara kumulatif triwulan IV/2021 senilai US \$ 653,14 juta, menurun sebesar 18,37 persen dibandingkan kumulatif triwulan IV/2020.

Gambar 5. Nilai Impor Sulawesi Selatan Tahun 2020 - Triwulan IV/2021



Nilai impor triwulan IV/2021 terdiri dari impor migas US \$ 7,10 juta atau 2,80 persen dari total impor. Sementara impor non migas US \$ 246,70 juta atau 97,20 persen dari total impor. Yang perlu menjadi catatan impor yang melalui pelabuhan bongkar Sulawesi Selatan tidak semua dikonsumsi sendiri. Sebagai wilayah terbesar di Indonesia timur, Sulawesi Selatan berfungsi menjadi pelabuhan transit.

Gambar 6. Persentase Nilai Impor Sulawesi Selatan menurut Migas dan Non Migas Tahun 2020 dan Kumulatif Triwulan IV/2021



**Tabel 5. Impor Migas dan Non Migas Sulawesi Selatan
Tahun 2020 – Triwulan IV/2021**

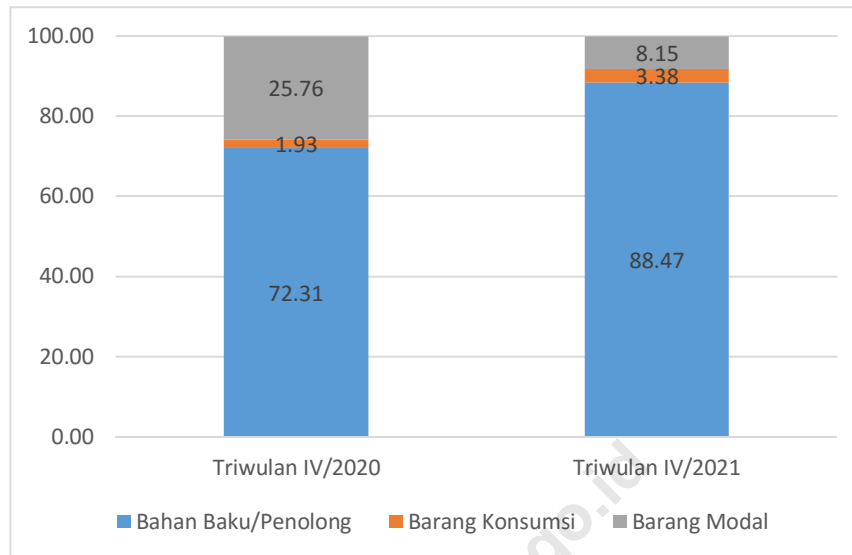
Jenis	2020				2021			
	TW I	TW II	TW III	TW IV	TW I	TW II	TW III	TW IV
(1)	(2)	(3)	(4)	(5)	(6)	(7)		
Nilai CIF (juta US \$)								
Migas	63,29	24,61	11,12	4,53	3,83	7,19	5,34	7,10
Non Migas	189,35	138,64	165,98	202,63	156,99	162,57	136,36	246,70
Total	252,65	163,26	177,09	207,17	160,82	169,76	141,70	253,80
Berat (ribu ton)								
Migas	123,70	89,40	28,77	14,13	10,17	13,51	12,14	13,34
Non Migas	323,18	329,50	280,52	413,55	334,00	310,76	299,86	466,26
Total	446,88	418,90	309,29	427,68	344,17	324,27	312,00	479,60

Berdasarkan penggunaannya, komoditi impor digunakan sebagai barang konsumsi, bahan baku/penolong dan barang modal. Pada triwulan IV/2021 impor bahan baku/penolong sangat mendominasi dengan peranan hingga 88,47 persen atau setara dengan US \$ 224,53 juta. Sementara peranan impor barang modal dan barang konsumsi masing-masing sebesar 8,15 persen (US \$ 20,69 juta) dan 3,38 persen (US \$ 8,57 juta).

**Tabel 6. Impor Sulawesi Selatan menurut Golongan Penggunaan Barang
Tahun 2020 – Triwulan IV/2021**

Tahun	TW	Nilai CIF (juta US \$)				Peranan (%)			
		Bahan Baku/ Penolong	Barang Konsumsi	Barang Modal	Total	Bahan Baku/ Penolong	Barang Konsumsi	Barang Modal	Total
(1)	(2)	(3)	(4)	(5)	(6)	(7)	(8)	(9)	(10)
2020	I	172,24	49,36	31,05	252,65	68,17	19,54	12,29	100
	II	141,09	4,27	17,90	163,26	86,42	2,62	10,96	100
	III	111,22	14,83	51,05	177,09	62,80	8,37	28,82	100
	IV	148,12	5,68	53,37	207,17	71,50	2,74	25,76	100
2021	I	145,32	2,20	13,30	160,82	90,36	1,37	8,27	100
	II	142,21	12,17	15,39	169,76	83,77	7,17	9,06	100
	III	132,85	3,14	5,72	141,70	93,75	2,21	4,03	100
	IV	224,53	8,57	20,69	253,80	88,47	3,38	8,15	100

Gambar 7. Persentase Nilai Impor Sulawesi Selatan menurut Golongan Penggunaan Barang Triwulan IV/2020 dan Triwulan IV/2021



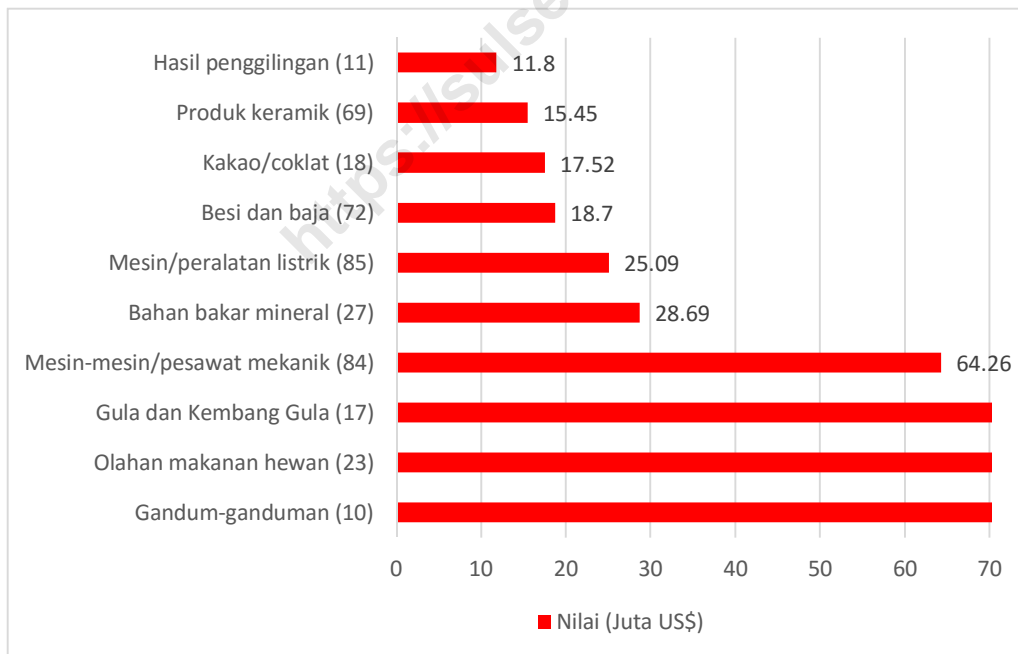
Tabel 7. Perkembangan Nilai Impor Sulawesi Selatan Menurut Kelompok Komoditas Kumulatif Triwulan IV/2020 dan Kumulatif Triwulan IV/2021

Kelompok Komoditas (HS)	Kumulatif TW IV/2020 Januari - Desember 2020		Kumulatif TW IV/2021 Januari- Desember 2021		Perubahan (%)
	Nilai CIF (Juta US \$)	Peranan (%)	Nilai CIF (Juta US \$)	Peranan (%)	
(1)	(2)	(3)	(4)	(5)	(6)
Gandum-gandum (10)	127,73	15,96	188,47	25,96	47,55
Olahan makanan hewan (23)	95,39	11,92	134,27	18,49	40,76
Gula dan Kembang Gula (17)	111,79	13,97	128,88	17,75	15,29
Mesin-mesin/pesawat mekanik (84)	110,55	13,82	64,26	8,85	-41,87
Bahan bakar mineral (27)	106,80	13,35	28,69	3,95	-73,13
Mesin/peralatan listrik (85)	65,20	8,15	25,09	3,45	-61,52
Besi dan baja (72)	13,67	1,71	18,70	2,58	36,77
Kakao/coklat (18)	10,67	1,33	17,52	2,41	64,17
Produk keramik (69)	14,05	1,76	15,45	2,13	9,98
Hasil penggilingan (11)	0,07	0,01	11,80	1,63	17464,15
Total Impor 10 Kelompok Komoditas	655,92	81,97	633,14	87,20	-3,47
Lainnya	144,25	18,03	92,95	12,80	-35,56
Total Impor	800,17	100,00	726,08	100,00	-9,26

Dari keseluruhan impor melalui pelabuhan bongkar Sulawesi Selatan selama periode Januari – Desember 2021 terdapat 10 kelompok komoditas utama dengan kontribusi 87,20 persen atau setara dengan US \$ 633,14 juta. Tiga kelompok komoditas utama sepanjang satu tahun adalah gandum gandum (US \$ 188,47 juta), olahan makanan hewan (US \$ 134,27 juta) serta gula dan kembang gula (US \$ 128,88 juta).

Dari sisi pertumbuhan kumulatif menurut kelompok komoditas utama, kenaikan impor kumulatif triwulan IV/2021 terhadap kumulatif triwulan IV/2020 yang tertinggi adalah kelompok komoditas kakao/coklat (64,17 persen). Selanjutnya diikuti oleh gandum gandum (47,55 persen) dan olahan makanan hewan (40,76 persen). Sementara penurunan impor tertinggi adalah kelompok komoditas bahan bakar mineral (73,13 persen) dan mesin/peralatan listrik (61,52 persen).

Gambar 8. Nilai Impor Sulawesi Selatan menurut Kelompok Komoditas Kumulatif Triwulan IV/2021



Secara kumulatif triwulan IV/2021 terdapat 10 negara utama pemasok impor melalui pelabuhan bongkar Sulawesi Selatan dengan tiga tertinggi dari negara Tiongkok (US \$ 130,12 juta), Australia (US \$ 117,29 juta) dan India (US \$ 94,20 juta).

Kenaikan pertumbuhan impor kumulatif tertinggi menurut negara asal utama adalah India yang mencapai 583,60 persen. Diikuti oleh Brazil dan Australia dengan persentase masing-masing 95,76 persen dan 41,42 persen. Sementara penurunan pertumbuhan impor tertinggi dari negara Singapura (70,23 persen), Ukraine (52,86 persen) dan Amerika Serikat (28,89 persen)

Tabel 8. Nilai Impor Sulawesi Selatan Menurut Kelompok Negara Asal Utama Kumulatif Triwulan IV/2020 dan Kumulatif Triwulan IV/2021

Asal Negara (Kode)	Kumulatif TW IV/2020 Januari - Desember 2020		Kumulatif TW IV/2021 Januari- Desember 2021		Perubahan (%)
	Nilai CIF (Juta US \$)	Peranan (%)	Nilai CIF (Juta US \$)	Peranan (%)	
(1)	(2)	(3)	(4)	(5)	(6)
Tiongkok (116)	158,39	19,79	130,12	17,92	-17,85
Australia (311)	82,94	10,36	117,29	16,15	41,42
India (133)	13,78	1,72	94,20	12,97	583,60
Argentina (433)	78,27	9,78	81,31	11,20	3,88
Brazil (434)	27,61	3,45	54,05	7,44	95,76
Thailand (121)	40,83	5,10	42,40	5,84	3,85
Kanada (412)	44,33	5,54	33,41	4,60	-24,63
Amerika Serikat (411)	41,02	5,13	29,17	4,02	-28,89
Singapura (122)	79,10	9,89	23,55	3,24	-70,23
Ukraine (557)	49,22	6,15	23,20	3,19	-52,86
Total 10 Negara Asal	615,49	76,92	628,69	86,59	2,14
Lainnya	184,67	23,08	97,39	13,41	-47,26
Total Impor	800,17	100,00	726,08	100,00	-9,26

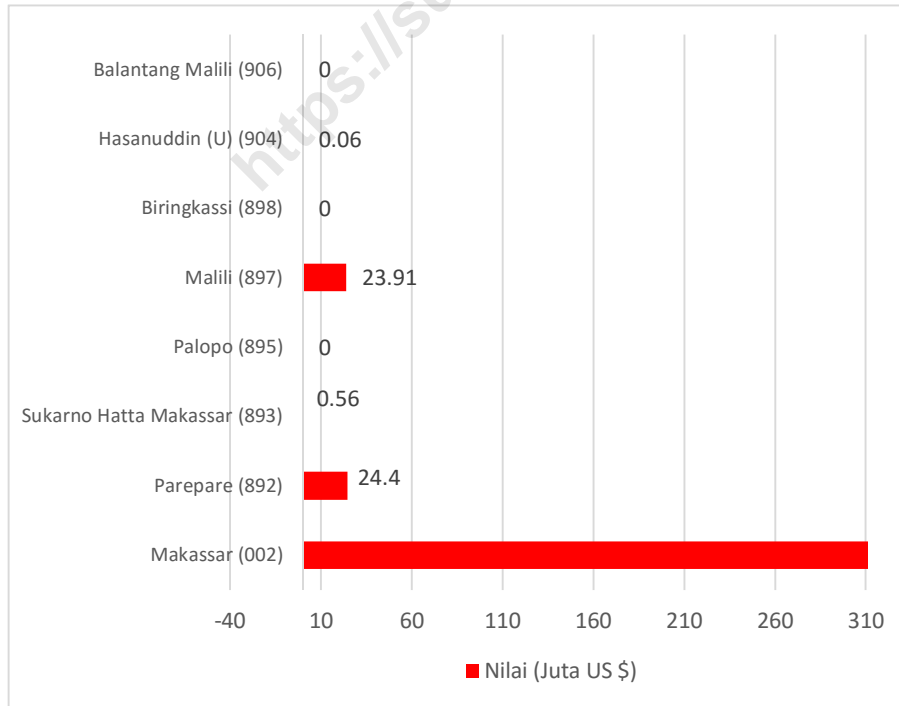
Berdasarkan pelabuhan bongkar, pada periode Januari – Desember 2021 Pelabuhan Makassar mendominasi dengan peranan 92,78 persen atau senilai US \$ 306,71 juta. Selanjutnya adalah Pelabuhan Malili dan Pelabuhan Parepare dengan kontribusi masing-masing sebesar 6,06 persen dan 1,07 persen.

Peningkatan aktivitas bongkar tertinggi terjadi di Pelabuhan Malili (161,96 persen), sementara penurunan aktivitas bongkar tertinggi di Pelabuhan Hasanuddin (95,59 persen).

Tabel 9. Perkembangan Nilai Impor Sulawesi Selatan Menurut Pelabuhan Bongkar Kumulatif Triwulan IV/2020 dan Kumulatif Triwulan IV/2021

Pelabuhan Bongkar (Kode)	Kumulatif TW IV/2020 Januari - Desember 2020		Kumulatif TW IV/2021 Januari- Desember 2021		Perubahan (%)
	Nilai CIF (Juta US \$)	Peranan (%)	Nilai CIF (Juta US \$)	Peranan (%)	
(1)	(2)	(3)	(4)	(5)	(6)
Makassar (002)	735,76	91,95	677,16	93,26	-7,96
Parepare (892)	12,04	1,51	24,40	3,36	102,66
Sukarno Hatta Makassar (893)	11,76	1,47	0,56	0,08	-95,24
Palopo (895)	0,54	0,07	-	-	-100,00
Malili (897)	36,73	4,59	23,91	3,29	-34,90
Biringkassi (898)	0,00	0,00	-	-	-
Hasanuddin (U) (904)	3,34	0,42	0,06	0,01	-98,20
Balantang Malili (906)	-	-	-	-	-
Total Impor Pelabuhan Bongkar	800,17	100,00	726,08	100,00	-9,26

Gambar 9. Nilai Impor Sulawesi Selatan Menurut Pelabuhan Muat Kumulatif Triwulan IV/2021



Lampiran





<https://sulsel.bps.go.id>

Lampiran 1. Ekspor Sulawesi Selatan Menurut Sektor

SEKTOR	Triwulan IV/2021		Kumulatif	
	Nilai FOB (US \$)	Berat (kg)	Nilai FOB (US \$)	Berat (kg)
(1)	(2)	(3)	(4)	(5)
INDUSTRI PENGOLAHAN	398.406.486	597.716.146	1.285.844.770	2.525.335.876
PERTAMBANGAN	86.072	804.300	787.432	8.156.363
PERTANIAN	49.150.337	32.369.755	151.970.123	121.128.488
Total	447.642.894	630.890.200	1.438.602.324	2.654.620.728

<https://sulsel.bps.go.id>

Lampiran 2. Ekspor Sulawesi Selatan Menurut Golongan Barang 2 Digit HS

HS2	Uraian Golongan Barang (HS2)	Triwulan IV/2021		Kumulatif	
		Nilai FOB (US \$)	Berat (kg)	Nilai FOB (US \$)	Berat (kg)
(1)	(2)	(3)	(4)	(5)	(6)
02	Daging dan Sisa daging yang dapat dimakan	7.686	1.098	7.686	1.098
03	Ikan dan Udang	13.657.129	1.377.842	43.874.693	5.459.640
04	Telur, madu dan produk hewan lainnya	970.918	5.902	970.918	5.902
05	Produk hewani lainnya	22.162	5.090	22.162	5.090
06	Tanaman hidup	97	11	97	11
07	Sayuran	2.709	2.340	22.243	23.922
08	Buah-buahan	1.209.078	176.706	7.299.772	1.234.739
09	Kopi, Teh dan Rempah-rempah	1.415.701	163.504	3.692.800	636.099
10	Gandum-gandum	-	-	2	2
11	Hasil penggilingan	216.000	24.000	2.491.166	330.600
12	Biji-bijian berminyak	40.219.731	29.828.807	129.369.614	114.046.203
13	Lak, Getah dan Damar	12.602.271	2.318.299	33.071.901	7.302.813
15	Minyak nabati/hewani	-	-	18.752	95.200
16	Daging dan Ikan Olahan	5.699.428	493.264	18.979.344	1.718.465
17	Gula dan Kembang Gula	1.927.657	11.677.695	4.098.836	23.737.920
18	Kakao/coklat	13.076.674	3.270.000	21.474.077	6.371.010
19	Olahan dari tepung	3.967	2.135	1.044.260	173.015
21	Berbagai Makanan Olahan	14.962	24.422	612.062	475.422
23	Olahan makanan hewan	3.567.252	17.710.987	17.211.205	88.209.258
25	Garam, belerang dan kapur	17.441.187	507.202.509	74.554.783	2.247.637.452
30	Produk farmasi	1.433	955	1.433	955
33	Minyak atsiri, komestik, wangi-wangian	16.966	21.964	16.966	21.964
38	Berbagai produk kimia	-	-	63.048	38.400

HS2	Uraian Golongan Barang (HS2)	Triwulan IV/2021		Kumulatif	
		Nilai FOB (US \$)	Berat (kg)	Nilai FOB (US \$)	Berat (kg)
(1)	(2)	(3)	(4)	(5)	(6)
40	Karet dan barang dari karet	38.304	20.160	38.304	20.160
41	Jangat dan kulit merah	12.180	250	12.180	250
42	Barang-barang dari kulit	1.537	2.235	1.537	2.235
44	Kayu dan barang dari kayu	1.354.077	1.086.572	9.872.359	9.829.702
48	kertas/karton	-	-	317	164
49	buku dan barang dari cetakan	1.195	1.950	1.195	1.950
61	Barang-barang rajutan	121.928	98.767	121.928	98.767
62	Pakaian jadi bukan rajutan	8.379	1.650	8.379	1.650
64	Alas kaki	2.060	930	2.060	930
68	Benda-benda dari batu, gips dan semen	118.416	270.721	277.258	602.326
69	Produk keramik	33.317	53.620	33.317	53.620
72	Besi dan baja	66.107.178	33.370.275	112.343.503	62.981.411
73	Benda-benda dari besi dan baja	-	-	49.301	226.560
75	Nikel	266.740.878	21.593.908	953.173.742	82.732.283
79	Seng	5.625	3.100	5.625	3.100
84	Mesin-mesin/pesawat mekanik	-	-	218.793	260.732
94	Perabot, penerangan rumah	1.024.813	78.534	3.544.708	279.708
Total		447.642.894	630.890.200	1.438.602.324	2.654.620.728

Lampiran 3. Ekspor Sulawesi Selatan Menurut Komoditi (HS)

HS	Uraian Komoditi	Triwulan IV/2021		Kumulatif	
		Nilai FOB (US \$)	Berat (kg)	Nilai FOB (US \$)	Berat (kg)
(1)	(2)	(3)	(4)	(5)	(6)
02109300	Meat & edible offal, incl edible flours, of reptiles (including snakes and turtles)	7.686	1.098	7.686	1.098
03011999	Live marine ornamental fish, other than fry	2.617	22	2.617	22
03019952	Grouper	242.373	18.555	242.373	18.555
03022900	Oth flat fish, fresh/chilled, excl edible fish offal of subhead 030291-030299, excl fillets & oth fish meat of head 0304	74	20	1.589	525
03023200	Yellowfin tunas (Thunnus albacares), fresh or chilled, excl fish fillets	-	-	1.932	270
03024900	Oth fish e.g Makarel Indian, seerfishes, jacks, crevalles, silver pomfrets etc, excl edible fish offal of s0302.91-0302.99	158.892	34.473	2.437.202	494.883
03028911	Grouper, fresh or chilled, excluding edible fish offal	80.170	17.059	1.040.666	146.610
03028914	Fresh or chilled, excl edible fish offal of Savalai hairtails, Belanger's croakers, Reeve's croakers, bigeye croakers etc	4.254	1.750	4.324	1.770
03028918	Mangrove red snappers (Lutjanus argentimaculatus), fresh or chilled, excluding edible fish offal	-	-	12.181	3.846
03028919	Oth Marine fish, nec in heading 0302891, fresh/chilled, excl fillets, fish meat of 0304, edible fish offal of 030291-299	6.344	4.004	81.934	22.053
03034200	Yellowfin tunas (Thunnus albacares), frozen, excluding fish fillets	-	-	32.996	6.354
03035920	Silver pomfrets (Pampus spp), frozen, excl fillets, edible fish offal of subheadings 0303.91 to 0303.99	2.682	894	2.682	894
03038911	Grouper, frozen, excl. edible fish offal of subheadings 0303.91-99	65.300	9.750	208.871	34.617
03038914	Savalai hairtails, belanger's, reeve's & bigeye, frozen, excl. edible fish offal of subheadings 0303.91-99	-	-	462.738	230.528
03038917	Black pomfrets, frozen, excl. edible fish offal of subheadings 0303.91-99	-	-	387	176

HS	Uraian Komoditi	Triwulan IV/2021		Kumulatif	
		Nilai FOB (US \$)	Berat (kg)	Nilai FOB (US \$)	Berat (kg)
(1)	(2)	(3)	(4)	(5)	(6)
03038919	Oth marine fish, frozen, excl. edible fish offal of subheadings 0303.91-99	74.812	67.879	303.714	270.484
03038929	Other fish, not marine fish, frozen, excl. edible fish offal of subheadings 0303.91-99	4.817	2.354	29.792	26.854
03039100	Livers, roes and milt of fish, frozen	180.300	23.000	516.568	75.600
03044900	Fresh or chilled fillets of oth fish subheading 030441 - 030449	-	-	166.933	18.813
03045100	Oth fish meat (whether or not minced) of tilapias, catfish, carp, eels, nilaperch & snakeheads, fresh or chilled	-	-	15.594	6.120
03048700	Frozen fillet of Tunas (of the genus Thunnus), skipjack or stripe-bellied bonito (Euthynnus (Katsuwonus) pelamis)	2.418.353	241.605	5.972.432	650.279
03048900	Frozen fillets of other fish	-	-	155.523	35.270
03049300	Meat (won minced), Tilapias, catfish carp, eels, Nile perch (Lates niloticus) & snakeheads (Channa spp) frozen	-	-	6.101	3.276
03049900	Meat of other fish, (whether or not minced), frozen	13	6	13	6
03052010	Livers, roes and milt of freshwater fish, dried, salted or in brine	696.100	20.000	1.308.900	75.500
03052090	Livers, roes and milt of water marine fish, dried, salted or in brine	3.435.396	67.032	9.986.377	259.763
03054900	Smoked fish of other fish including fillets, other than edible fish offal	-	-	282.589	48.362
03055929	Dried of oth marine fish, other than edible fish offal, whether or not salted but not smoked	-	-	53.250	12.163
03055990	Dried of oth not marine fish, other than edible fish offal, whether or not salted but not smoked	17.750	4.050	17.750	4.050
03056990	Other fish, salted but not dried/smoked & fish in brine, ot edible fish offal	17.615	4.050	47.578	27.355
03057100	Shark fins, edible	187.900	10.072	326.862	16.449
03057219	Fish maws of oth fish	31.161	1.958	31.161	1.958
03057990	Other edible fish offal of other fish	22.787	688	22.787	688
03061711	Giant tiger prawns (Penaeus monodon) headless, frozen, fit for	2.122.015	233.681	6.044.250	706.356

HS	Uraian Komoditi	Triwulan IV/2021		Kumulatif	
		Nilai FOB (US \$)	Berat (kg)	Nilai FOB (US \$)	Berat (kg)
(1)	(2)	(3)	(4)	(5)	(6)
	human consumption				
03061719	Giant tiger prawns (<i>Penaeus monodon</i>) with head, frozen, fit for human consumption	17.658	2.014	314.999	41.203
03061721	Whiteleg shrimps (<i>Litopenaeus vannamei</i>), headless, with tail frozen, fit for human consumption	2.094.987	350.550	4.763.762	782.098
03061722	Whiteleg shrimps (<i>Litopenaeus vannamei</i>), headless, without tail frozen, fit for human consumption	91.630	11.664	3.068.507	420.871
03061729	Whiteleg shrimps (<i>Litopenaeus vannamei</i>), with head and tail, frozen, fit for human consumption	751.627	162.408	1.797.454	458.386
03061790	Other shrimps and prawns, frozen, fit for human consumption	94.379	4.742	463.189	27.323
03063220	Lobsters (<i>Homarus</i> spp), not breeder, live	-	-	944	63
03063300	Crabs, live, fresh or chilled	18.316	3.336	301.058	64.063
03063629	Other shrimps and prawns, live	9.865	1.610	10.465	1.645
03063631	Giant tiger prawns (<i>Penaeus monodon</i>), fresh or chilled	-	-	3.871	920
03063639	Other shrimps and prawns, fresh or chilled	-	-	4.950	1.179
03074310	Cuttle fish (<i>Sepia officinalis</i> , <i>Rossia macrosoma</i> , <i>Sepiola</i> spp), squid (<i>Ommastrephes</i> spp, <i>Loligo</i> spp, etc), frozen	26.992	7.203	191.995	47.097
03074390	Cuttle fish and squid other than HS 03074310, frozen	204.981	26.277	1.095.597	184.933
03075200	Octopus (<i>Octopus</i> spp), Frozen	560.105	44.081	1.980.864	227.205
03077110	Clams, cockles & ark shells (fam Arcidae, Arctiidae, Cardiidae, Donacidae, Hiatellidae, Mactridae etc), live	211	310	211	310
03078710	Other abalone (<i>haliotis</i> spp), dried, salted or in brine	10	1	10	1
03081920	Sea cucumbers (<i>stichopus japonicus</i> , holothuroidea), dried, salted or in brine	14.603	730	56.110	1.881
03089010	Oth aquatic invertebrates, oth than HS code 030811-030830, live	42	16	42	16
04100010	Birds nests, edible	968.784	5.801	968.784	5.801

HS	Uraian Komoditi	Triwulan IV/2021		Kumulatif	
		Nilai FOB (US \$)	Berat (kg)	Nilai FOB (US \$)	Berat (kg)
(1)	(2)	(3)	(4)	(5)	(6)
04100090	Edible products of animal origin, not elsewhere specified or included, except birds nests	2.134	101	2.134	101
05080090	Coral&similar materials, cuttle-bone, unworked but not othwise worked, powder and waste thereof	8.243	1.975	8.243	1.975
05119130	Fish Skin	5.467	2.715	5.467	2.715
05119990	Animal products not elsewhere specified or included, except HS 05111000-05119930	8.452	400	8.452	400
06029090	Mushroom spawn	97	11	97	11
07089000	oth leguminous vegetables, shelled or unshelled, fresh or chilled,except HS 070810-070820	2.709	2.340	2.709	2.340
07109000	Mixtures of vegetables, (uncooked or cooked by steaming or boiling in water), frozen	-	-	109	102
07144010	Taro (Colocasia spp) frozen	-	-	19.425	21.480
08011100	Coconuts, desiccated and dried	-	-	407.420	208.000
08013200	Cashew nuts shelled	1.204.036	173.729	6.887.309	1.023.762
08045020	Mangoes, fresh or dried	2.854	697	2.854	697
08134090	oth fruit, dried, oth than that of headings 0801 to 0806, mixtures of nuts or dried fruits of this Chapter	2.189	2.280	2.189	2.280
09011110	Coffee Arabica WIB or Robusta OIB, not roasted, not decaffeinated	1.308.551	162.504	2.781.579	335.604
09041110	White pepper, neither crushed nor ground	-	-	692.771	283.640
09051000	Vanila, neither crushed nor ground	107.150	1.000	107.150	1.000
09081100	Nutmeg, neither crushed nor ground	-	-	110.250	15.750
09083100	Cardamoms, neither crushed nor ground	-	-	1.050	105
10061010	Rice in the husk (paddy or rough), suitable for sowing	-	-	2	2
11062090	Flour,meal & powder of oth sago/of roots/ tubers of 0714,oth than manioc/cassava,sago,sweet potato/Ipomoea batatas	216.000	24.000	2.491.166	330.600

HS	Uraian Komoditi	Triwulan IV/2021		Kumulatif	
		Nilai FOB (US \$)	Berat (kg)	Nilai FOB (US \$)	Berat (kg)
(1)	(2)	(3)	(4)	(5)	(6)
12122111	Eucheuma spinosum fit for human consumption, dried but not ground	2.119.565	4.129.917	5.819.039	11.354.674
12122112	Eucheuma cottonii fit for human consumption, dried but not ground	33.289.759	17.657.070	103.822.889	69.344.883
12122113	Gracilaria spp fit for human consumption, dried but not ground	4.625.847	7.845.020	19.513.176	33.076.846
12122115	Sargassum spp fit for human consumption, dried but not ground	68.760	144.000	85.360	192.000
12122190	Seaweeds and oth algae fit for human consumption, dried and ground	-	-	13.350	25.000
12122920	Seaweeds & oth algae, fresh, chilled/dried, not human consumptn, oth than in dyeing, tanning, perfumery, pharmacy, insect, fungi	115.800	52.800	115.800	52.800
13019040	Lac	-	-	83.551	53.280
13019090	Natural gums, resins, gum-resins and oleoresins, oth than gum arabic, cannabis resins, lac	40.877	35.364	601.097	458.850
13021990	oth vegetable saps and extracts, oth than of opium, liquorice, hops, ephedra, oth than 13021920 - 13021950	181.501	501.050	457.745	1.446.430
13023100	Mucilages and thickeners, whether or not modified, of Agar-agar	250.213	20.000	250.213	20.000
13023911	Carrageenan powder, Semirefined	11.974.786	1.737.185	29.994.156	5.037.953
13023913	Carrageenan, alkali treated carrageenan chips (ATCC)	154.895	24.700	154.895	24.700
13023919	oth carrageenan, oth than semirefined powder, refined powder, alkali treated carrageenan chips (ATCC)	-	-	1.530.244	261.600
15162014	Vegetable fats and oils and their fractions of coconuts, reesterified, but not further prepared	-	-	18.752	95.200
16025000	Prepared or preserved meat, meat offal or blood of bovine animals	452	1.290	452	1.290
16029090	oth prepared or preserved meat, meat offal or blood of animals, nec in heading 1602	2.834	2.800	2.834	2.800
16043200	Caviar substitutes	716.300	10.000	2.095.949	56.260
16051010	Crab, prepared or preserved, in	-	-	53.141	2.697

HS	Uraian Komoditi	Triwulan IV/2021		Kumulatif	
		Nilai FOB (US \$)	Berat (kg)	Nilai FOB (US \$)	Berat (kg)
(1)	(2)	(3)	(4)	(5)	(6)
	airtight containers for retail sale				
16052930	Breaded shrimp, in airtight container	4.975.442	478.734	16.822.568	1.654.978
16056100	Sea cucumbers, prepared and preserved	4.400	440	4.400	440
17029020	Artificial honey, whether/not mixed with natural honey, in dry w/ fructose 50%	1.023	1.125	1.023	1.125
17029099	Oth sugar, incl invert sugar and sugar syrup blends, in dry w/ fructose 50%	-	-	348	55
17031090	Cane molasses, not added flavour/colour matter	1.926.634	11.676.570	4.097.465	23.736.740
18010000	Cocoa beans, whole or broken, raw or roasted	5.966.050	2.250.000	13.091.879	5.166.400
18020000	Cocoa shells, husks, skins and oth cocoa waste	-	-	46	30
18031000	Cocoa paste, defatted	7.110.624	1.020.000	8.380.757	1.204.380
18040000	Cocoa butter, fat and oil	-	-	718	100
18050000	Cocoa powder, not containing added sugar or oth sweetening matter	-	-	677	100
19019099	oth medical foods	-	-	1.040.293	170.880
19059080	oth crisp savoury food products	3.967	2.135	3.967	2.135
21069049	Autolysed yeast extracts not in powder form	14.962	24.422	14.962	24.422
21069099	Other Food preparations not elsewhere specified or included, oth than HS 21069091 - 21069098	-	-	597.100	451.000
23023090	oth than bran and pollard	3.273.352	15.510.987	15.159.286	73.856.238
23066090	Palm nuts or kernels, oth than ground or in the form of pellets	293.900	2.200.000	1.893.595	10.756.700
23069090	oth than maize (corn) germ	-	-	150.810	3.548.800
23080000	Veg materials, waste, residues, won in the form of pellets, of a kind used in animal feeding	-	-	7.514	47.520
25151210	Marble & travertine, Merely cut, by sawing/otherwise, into blocks a rectangular (including square) shape blocks	86.072	804.300	787.432	8.156.363
25231090	Other cement clinkers	14.804.515	463.198.209	64.713.911	2.077.181.089

HS	Uraian Komoditi	Triwulan IV/2021		Kumulatif	
		Nilai FOB (US \$)	Berat (kg)	Nilai FOB (US \$)	Berat (kg)
(1)	(2)	(3)	(4)	(5)	(6)
25232990	Other Portland white cement	2.550.600	43.200.000	9.053.440	162.300.000
30049098	Herbal medicaments	1.433	955	1.433	955
33049990	Oth than anti-acne creams and oth face or skin creams & lotions	15.330	21.464	15.330	21.464
33079040	Other perfumery or cosmetics, including depilatories	1.636	500	1.636	500
38061000	Rosin & resin acids	-	-	63.048	38.400
40012110	RSS Grade 1	38.304	20.160	38.304	20.160
41064000	Tanned or crust hides and skins of reptiles, without wool or hair on, whether or not split, but not further prepared.	12.180	250	12.180	250
42021299	Other School satchels, with outer surface other than vulcanised fibre	98	175	98	175
42022200	Handbags, won w/shoulder strap, incl those wo handle w/outer surface of sheeting of plastics/of textile materials	1.439	2.060	1.439	2.060
44029010	Wood charcoal of coconut shell, whether or not agglomerated.	-	-	53.250	125.000
44029090	Wood charcoal other of coconut shell, whether or not agglomerated.	-	-	24.109	53.360
44089090	Other than face veneer sheets, of non-coniferous and other than tropical wood	2	680	2	680
44092200	Non-coniferous of tropical wood cotinuously shaped along any of its edgee,ends/faces, won planed,sanded or end-jointed	-	-	87.440	88.755
44123100	Oth plywood,consis solely sheets of wood(exc bamboo),each ply <= 6 mm thick,w/at least one outer ply of tropical wood	1.307.588	1.016.978	9.661.070	9.492.993
44189990	Other builders' joinery and carpentry of wood, other than of bamboo, other than cellular wood panels	46.487	68.914	46.487	68.914
48191000	Cartons, boxes and cases, of corrugated paper or paperboard	-	-	171	98
48192000	Folding cartons, boxes and cases, of noncorrugated paper or paperboard	-	-	145	66
49019910	Educational, technical, scientific, historical or cultural books	1.195	1.950	1.195	1.950

HS	Uraian Komoditi	Triwulan IV/2021		Kumulatif	
		Nilai FOB (US \$)	Berat (kg)	Nilai FOB (US \$)	Berat (kg)
(1)	(2)	(3)	(4)	(5)	(6)
61044900	Women's/girls' dresses, knitted or crocheted, of other textile materials	19.485	20.621	19.485	20.621
61143090	Other garments, knitted or crocheted, of man-made fibres	67.631	16.120	67.631	16.120
61149090	Other garments, knitted/crocheted, of other textile materials (excl. wool or fine animal hair)	34.812	62.026	34.812	62.026
62171090	Other clothing accessories except judo belts, other than those of heading 62.12	8.379	1.650	8.379	1.650
64041190	Sports footwear not fitted with spikes/wrestling/weightlifting/the like oth	2.060	930	2.060	930
68022100	Oth monumental/building stone of marble, travertine, alabaster, simple	118.416	270.721	277.258	602.326
69120000	Tableware & kitchenware, oth household toilet art, oth than porcelain/china	33.317	53.620	33.317	53.620
72026000	Ferro alloy nickel	66.107.178	33.370.275	112.343.503	62.981.411
73021000	Rails for railway/tramway track construction material of iron/steel	-	-	4.800	10.560
73089099	Other guardrails of iron or steel	-	-	44.501	216.000
75011000	Nickel mattes	266.740.878	21.593.908	953.173.742	82.732.283
79070092	Other household articles of zinc	5.625	3.100	5.625	3.100
84289090	Lifting/handling/loading/unloading mach oth than escalator, lift, conveyor, teleferic, auto mach of PCB, mine wagon pusher	-	-	86.900	167.400
84292000	Graders and levellers	-	-	12.420	15.000
84314110	Buckets, shovels, grabs and grips, for ships' derricks, cranes, mobile lifting and work truck fitted with a crane	-	-	60.000	52.482
84314990	Oth parts suitable use of oth moving, grading, levelling, scraping, excavating, tamping, compacting	-	-	59.473	25.850
94036090	Oth wooden furniture, oth than fume cupboard	1.024.813	78.534	3.544.708	279.708
Total		447.642.894	630.890.200	1.438.602.324	2.654.620.728

Lampiran 4. Ekspor Sulawesi Selatan Menurut Golongan Barang SITC

SITC	Uraian Golongan Barang (SITC)	Triwulan IV/2021		Kumulatif	
		Nilai FOB (US \$)	Berat (kg)	Nilai FOB (US \$)	Berat (kg)
(1)	(2)	(3)	(4)	(5)	(6)
01689	Daging Dan Bagian Daging, Digarami/Kering	7.686	1.098	7.686	1.098
01760	Daging, Kalengan atau Olahan	452	1.290	452	1.290
01790	Daging, Kalengan atau Olahan	2.834	2.800	2.834	2.800
03411	Ikan Segar, Dingin atau Beku	244.990	18.577	244.990	18.577
03413	Ikan Segar, Dingin atau Beku	74	20	1.589	525
03414	Ikan Segar, Dingin atau Beku	-	-	1.932	270
03418	Ikan Segar, Dingin atau Beku	249.659	57.286	3.576.306	669.162
03423	Ikan Segar, Dingin atau Beku	-	-	32.996	6.354
03428	Ikan Segar, Dingin atau Beku	147.611	80.877	1.008.184	563.552
03429	Ikan Segar, Dingin atau Beku	180.300	23.000	516.568	75.600
03440	Ikan Segar, Dingin atau Beku	2.418.353	241.605	6.127.955	685.549
03451	Ikan Segar, Dingin atau Beku	-	-	182.527	24.933
03455	Ikan Segar, Dingin atau Beku	13	6	6.114	3.282
03513	Ikan Kering, Digarami atau Diasapi	205.650	14.122	397.862	32.662
03529	Ikan Kering, Digarami atau Diasapi	71.563	6.696	101.526	30.000
03530	Ikan Kering, Digarami atau Diasapi	-	-	282.589	48.362
03540	Ikan Kering, Digarami atau Diasapi	4.131.496	87.032	11.295.277	335.263
03611	Udang, Kerang dan Sejenisnya, Segar/Dingin	5.172.296	765.059	16.452.161	2.436.237
03620	Udang, Kerang dan Sejenisnya, Segar/Dingin	28.180	4.946	321.288	67.870
03635	Udang, Kerang dan Sejenisnya, Segar/Dingin	211	310	211	310
03637	Udang, Kerang dan Sejenisnya, Segar/Dingin	587.097	51.284	2.172.859	274.302
03639	Udang, Kerang dan Sejenisnya, Segar/Dingin	219.635	27.023	1.151.759	186.830

SITC	Uraian Golongan Barang (SITC)	Triwulan IV/2021		Kumulatif	
		Nilai FOB (US \$)	Berat (kg)	Nilai FOB (US \$)	Berat (kg)
(1)	(2)	(3)	(4)	(5)	(6)
03717	Olahan Ikan, Udang dan Kerang	716.300	10.000	2.095.949	56.260
03721	Olahan Ikan, Udang dan Kerang	4.975.442	478.734	16.875.709	1.657.675
03722	Olahan Ikan, Udang dan Kerang	4.400	440	4.400	440
04210	Beras	-	-	2	2
04849	Olahan Gandum dan Tepung Lainnya	3.967	2.135	3.967	2.135
05457	Sayur-sayuran Segar, Dingin	2.709	2.340	2.709	2.340
05469	Sayur-sayuran Segar, Dingin	-	-	109	102
05483	Sayur-sayuran Segar, Dingin	-	-	19.425	21.480
05647	Sayur-Sayuran Diawetkan	216.000	24.000	2.491.166	330.600
05771	Buah-buahan, Segar, atau Dikeringkan	-	-	407.420	208.000
05773	Buah-buahan, Segar, atau Dikeringkan	1.204.036	173.729	6.887.309	1.023.762
05797	Buah-buahan, Segar, atau Dikeringkan	2.854	697	2.854	697
05799	Buah-buahan, Segar, atau Dikeringkan	2.189	2.280	2.189	2.280
06151	Gula, Tetes dan Madu	1.926.634	11.676.570	4.097.465	23.736.740
06199	Gula, Tetes dan Madu	1.023	1.125	1.371	1.180
07111	Kopi	1.308.551	162.504	2.781.579	335.604
07210	Coklat	5.966.050	2.250.000	13.091.879	5.166.400
07220	Coklat	-	-	677	100
07231	Coklat	7.110.624	1.020.000	8.380.757	1.204.380
07240	Coklat	-	-	718	100
07250	Coklat	-	-	46	30
07511	Rempah-rempah	-	-	692.771	283.640
07521	Rempah-rempah	107.150	1.000	107.150	1.000
07525	Rempah-rempah	-	-	111.300	15.855

SITC	Uraian Golongan Barang (SITC)	Triwulan IV/2021		Kumulatif	
		Nilai FOB (US \$)	Berat (kg)	Nilai FOB (US \$)	Berat (kg)
(1)	(2)	(3)	(4)	(5)	(6)
08119	Makanan Ternak	-	-	7.514	47.520
08126	Makanan Ternak	3.273.352	15.510.987	15.159.286	73.856.238
08138	Makanan Ternak	293.900	2.200.000	1.893.595	10.756.700
08139	Makanan Ternak	-	-	150.810	3.548.800
09892	Hasil Olahan yang Dapat Dimakan, Tds.	970.918	5.902	970.918	5.902
09894	Hasil Olahan yang Dapat Dimakan, Tds.	-	-	1.040.293	170.880
09899	Hasil Olahan yang Dapat Dimakan, Tds.	14.962	24.422	612.062	475.422
23121	Getah Karet Alam, Karet Alam Lainnya	38.304	20.160	38.304	20.160
24502	Kayu Bakar dan Arang Kayu	-	-	77.359	178.360
24850	Kayu Dikerjakan Sederhana Dan Bantalan Kayu	-	-	87.440	88.755
27312	Batu, Pasir dan kerikil	86.072	804.300	787.432	8.156.363
28421	Bijih Nikel dan Pekatannya	266.740.878	21.593.908	953.173.742	82.732.283
29115	Bahan Mentah Berasal Dari Hewan	8.243	1.975	8.243	1.975
29196	Bahan Mentah Berasal Dari Hewan	5.467	2.715	5.467	2.715
29199	Bahan Mentah Berasal Dari Hewan	8.452	400	8.452	400
29229	Bahan Mentah Berasal Dari Tumbuh-tumbuhan	40.877	35.364	684.648	512.130
29269	Bahan Mentah Berasal Dari Tumbuh-tumbuhan	97	11	97	11
29294	Bahan Mentah Berasal Dari Tumbuh-tumbuhan	181.501	501.050	457.745	1.446.430
29296	Bahan Mentah Berasal Dari Tumbuh-tumbuhan	12.379.893	1.781.885	31.929.508	5.344.253
29297	Bahan Mentah Berasal Dari Tumbuh-tumbuhan	40.219.731	29.828.807	129.369.614	114.046.203
43122	Olahan Minyak, Lemak Nabati dan Hewani	-	-	18.752	95.200
54293	Obat-obatan (Termasuk Obat Hewan)	1.433	955	1.433	955
55320	Kosmetika	15.330	21.464	15.330	21.464

SITC	Uraian Golongan Barang (SITC)	Triwulan IV/2021		Kumulatif	
		Nilai FOB (US \$)	Berat (kg)	Nilai FOB (US \$)	Berat (kg)
(1)	(2)	(3)	(4)	(5)	(6)
55359	Kosmetika	1.636	500	1.636	500
59814	Bahan Kimia Lainnya, Tds	-	-	63.048	38.400
61172	Kulit Disamak	12.180	250	12.180	250
63412	Plywood, Tripleks , dsb	2	680	2	680
63431	Plywood, Tripleks , dsb	1.307.588	1.016.978	9.661.070	9.492.993
63539	Barang-barang kayu, Tds	46.487	68.914	46.487	68.914
64211	Barang-barang Kertas Lainnya	-	-	171	98
64212	Barang-barang Kertas Lainnya	-	-	145	66
66121	Semen, Kapur dan Bahan Bangunan Buatan Pabrik	14.804.515	463.198.209	64.713.911	2.077.181.089
66122	Semen, Kapur dan Bahan Bangunan Buatan Pabrik	2.550.600	43.200.000	9.053.440	162.300.000
66134	Semen, Kapur dan Bahan Bangunan Buatan Pabrik	118.416	270.721	277.258	602.326
66613	Barang Porselin dan Pecah Belah Lainnya	33.317	53.620	33.317	53.620
67155	Besi Kasar, Besi Cor, Besi Beton	66.107.178	33.370.275	112.343.503	62.981.411
67701	Rel-rel dan Perlengkapannya dari Besi/Baja	-	-	4.800	10.560
69119	Bangunan dan Bagian Bangunan	-	-	44.501	216.000
69977	Produk Logam Tidak Mulia, Lainnya	5.625	3.100	5.625	3.100
72312	Mesin Bangunan dan Konstruksi Tds	-	-	12.420	15.000
72391	Mesin Bangunan dan Konstruksi Tds	-	-	60.000	52.482
72399	Mesin Bangunan dan Konstruksi Tds	-	-	59.473	25.850
74489	Mesin Bongkar Muat Barang	-	-	86.900	167.400
82159	Perabotan	1.024.813	78.534	3.544.708	279.708
83112	Peralatan Bepergian, Tas Tangan dll	1.439	2.060	1.439	2.060
83122	Peralatan Bepergian, Tas Tangan dll	98	175	98	175
84424	Pakaian Wanita dan Anak Wanita	19.485	20.621	19.485	20.621

SITC	Uraian Golongan Barang (SITC)	Triwulan IV/2021		Kumulatif	
		Nilai FOB (US \$)	Berat (kg)	Nilai FOB (US \$)	Berat (kg)
(1)	(2)	(3)	(4)	(5)	(6)
	Rajutan				
84599	Barang-barang Lainnya dari Tekstil	102.443	78.146	102.443	78.146
84619	Perlengkapan Pakaian dari Kain Tekstil	8.379	1.650	8.379	1.650
85125	Sepatu dan Peralatan Kaki Lainnya	2.060	930	2.060	930
89219	Barang-barang Cetak	1.195	1.950	1.195	1.950
Total		447.642.894	630.890.200	1.438.602.324	2.654.620.728

Lampiran 5. Ekspor Sulawesi Selatan Menurut Negara Tujuan

Kode Negara	Nama Negara	Triwulan IV/2021		Kumulatif	
		Nilai FOB (US \$)	Berat (kg)	Nilai FOB (US \$)	Berat (kg)
(1)	(2)	(3)	(4)	(5)	(6)
111	JAPAN	279.989.532	22.996.470	998.661.110	99.635.691
112	HONG KONG	1.952.137	290.852	2.330.470	336.876
114	KOREA, REPUBLIC OF	3.293.436	1.649.976	17.820.068	29.445.660
115	TAIWAN	2.865.044	92.600.000	20.774.999	568.856.936
116	CHINA	115.813.296	72.054.571	297.440.461	408.593.944
120	PAPUA NEW GUINEA	-	-	2	2
121	THAILAND	248.643	33.793	3.481.008	923.489
122	SINGAPORE	274.017	51.636	4.212.307	778.200
123	PHILIPPINES	8.308.290	185.889.051	16.149.914	422.819.066
124	MALAYSIA	5.966.050	2.250.000	13.026.970	5.165.000
131	VIET NAM	698.705	2.674.272	3.247.859	6.136.774
133	INDIA	19.361.614	10.505.361	19.361.614	10.505.361
135	BANGLADESH	1.511.351	49.309.992	7.758.654	268.427.971
311	AUSTRALIA	2.242.388	67.083.021	14.190.435	441.160.862
333	FIJI	-	-	2.597.795	85.442.071
391	EAST TIMOR	3.534.376	74.000.741	10.887.618	209.562.871
411	UNITED STATES	-	-	3.724.107	3.332.121
431	CHILE	932.800	29.150.000	932.800	29.150.000
442	PERU	651.215	20.350.464	2.004.134	64.347.834
Total		447.642.894	630.890.200	1.438.602.324	2.654.620.728

Lampiran 6. Ekspor Sulawesi Selatan Menurut Pelabuhan Muat

Kode	Nama Pelabuhan	Triwulan IV/2021		Kumulatif	
		Nilai (US \$)	Berat (kg)	Nilai (US \$)	Berat (kg)
(1)	(2)	(3)	(4)	(5)	(6)
002	Makassar (002)	154.632.174	100.250.491	384.189.393	320.627.676
892	Parepare (892)	5.999.653	183.229.146	13.687.698	448.400.764
893	Sukarno Hatta Makassar (893)	6.990.863	2.328.534	17.977.535	7.438.105
895	Palopo (895)	-	-	3.724.107	3.332.121
897	Malili (897)	266.740.878	21.593.908	953.173.742	82.732.283
898	Biringkassi Pangkep (898)	11.355.462	323.169.063	60.079.653	1.791.080.325
904	Hasanuddin (U) (904)	1.923.864	319.059	5.770.197	1.009.454
Total		447.642.894	630.890.200	1.438.602.324	2.654.620.728

Lampiran 7. Ekspor Sulawesi Selatan Menurut Komoditi dan Negara Tujuan Triwulan IV/2021

Kode Negara	Nama Negara	Uraian Golongan Barang (HS2)	Triwulan IV/2021	
			Nilai (US \$)	Berat (kg)
(1)	(2)	(3)	(4)	(5)
111	JAPAN	Biji-bijian berminyak	74.453	99.270
		Daging dan Ikan Olahan	4.975.442	478.734
		Ikan dan Udang	5.910.845	590.625
		Kopi, Teh dan Rempah-rempah	1.263.102	155.400
		Nikel	266.740.878	21.593.908
		Perabot, penerangan rumah	1.024.813	78.534
		112	HONG KONG	Alas kaki
		Barang-barang dari kulit	1.537	2.235
		Barang-barang rajutan	121.928	98.767
		Berbagai Makanan Olahan	14.962	24.422
		Buah-buahan	43.570	7.513
		buku dan barang dari cetakan	1.195	1.950
		Daging dan Ikan Olahan	7.686	4.530
		Daging dan Sisa daging yang dapat dimakan	7.686	1.098
		Gula dan Kembang Gula	1.023	1.125
		Ikan dan Udang	583.330	53.242
		Kopi, Teh dan Rempah-rempah	107.150	1.000
		Minyak atsiri, komestik, wangi-wangian	16.966	21.964
		Olahan dari tepung	3.967	2.135
		Pakaian jadi bukan rajutan	8.379	1.650
		Produk farmasi	1.433	955
		Produk hewani lainnya	16.695	2.375
		Produk keramik	33.317	53.620

Kode Negara	Nama Negara	Uraian Golongan Barang (HS2)	Triwulan IV/2021	
			Nilai (US \$)	Berat (kg)
(1)	(2)	(3)	(4)	(5)
		Sayuran	2.709	2.340
		Seng	5.625	3.100
		Telur, madu dan produk hewan lainnya	970.918	5.902
114	KOREA, REPUBLIC OF	Benda-benda dari batu, gips dan semen	118.416	270.721
		Buah-buahan	916.865	135.400
		Daging dan Ikan Olahan	716.300	10.000
		Ikan dan Udang	118.617	22.014
		Kayu dan barang dari kayu	1.307.588	1.016.978
		Kopi, Teh dan Rempah-rempah	45.449	7.104
		Lak, Getah dan Damar	70.202	187.760
115	TAIWAN	Garam, belerang dan kapur	2.865.044	92.600.000
116	CHINA	Besi dan baja	46.745.564	22.864.914
		Biji-bijian berminyak	39.342.697	29.054.057
		Garam, belerang dan kapur	86.072	804.300
		Hasil penggilingan	216.000	24.000
		Ikan dan Udang	6.756.436	651.244
		Kakao/coklat	7.110.624	1.020.000
		Kayu dan barang dari kayu	46.489	69.594
		Lak, Getah dan Damar	12.236.062	2.055.475
		Olahan makanan hewan	3.273.352	15.510.987
121	THAILAND	Buah-buahan	248.643	33.793
122	SINGAPORE	Ikan dan Udang	261.741	51.375
		Jangat dan kulit merah	12.180	250
		Tanaman hidup	97	11

Kode Negara	Nama Negara	Uraian Golongan Barang (HS2)	Triwulan IV/2021	
			Nilai (US \$)	Berat (kg)
(1)	(2)	(3)	(4)	(5)
123	PHILIPPINES	Biji-bijian berminyak	470.280	248.630
		Garam, belerang dan kapur	5.718.177	173.918.991
		Gula dan Kembang Gula	1.926.634	11.676.570
		Karet dan barang dari karet	38.304	20.160
		Lak, Getah dan Damar	154.895	24.700
124	MALAYSIA	Kakao/coklat	5.966.050	2.250.000
131	VIETNAM	Biji-bijian berminyak	332.301	426.850
		Ikan dan Udang	26.160	9.343
		Lak, Getah dan Damar	40.877	35.364
		Olahan makanan hewan	293.900	2.200.000
		Produk hewani lainnya	5.467	2.715
135	INDIA	Besi dan baja	19.361.614	10.505.361
311	AUSTRALIA	Garam, belerang dan kapur	1.511.351	49.309.992
391	EAST TIMOR	Garam, belerang dan kapur	2.142.153	67.068.021
		Lak, Getah dan Damar	100.236	15.000
431	CHILE	Garam, belerang dan kapur	932.800,00	29.150.000,00
442	PERU	Garam, belerang dan kapur	651.214,85	20.350.464,00
Total			447.642.894	630.890.200

**Lampiran 8. Ekspor Sulawesi Selatan Menurut Komoditi dan Negara Tujuan
Kumulatif sampai dengan Triwulan IV/2021**

Kode Negara	Nama Negara	Uraian Golongan Barang (HS2)	Kumulatif	
			Nilai (US \$)	Berat (kg)
(1)	(2)	(3)	(4)	(5)
111	JAPAN	Berbagai produk kimia	63.048	38.400
		Biji-bijian berminyak	278.020	375.460
		Buah-buahan	1.037	100
		Daging dan Ikan Olahan	16.822.568	1.654.978
		Gula dan Kembang Gula	2.171.179	12.060.225
		Ikan dan Udang	19.705.116	2.011.478
		Kakao/coklat	83.348	17.410
		Kayu dan barang dari kayu	55.275	68.148
		Kopi, Teh dan Rempah-rempah	2.736.130	328.500
		Nikel	953.173.742	82.732.283
		Olahan makanan hewan	7.514	47.520
		Perabot, penerangan rumah	3.544.708	279.708
		Sayuran	19.425	21.480
112	HONG KONG	Alas kaki	2.060	930
		Barang-barang dari kulit	1.537	2.235
		Barang-barang rajutan	121.928	98.767
		Berbagai Makanan Olahan	14.962	24.422
		Buah-buahan	43.570	7.513
		buku dan barang dari cetakan	1.195	1.950
		Daging dan Ikan Olahan	40.286	5.892
		Daging dan Sisa daging yang dapat dimakan	7.686	1.098
		Gula dan Kembang Gula	1.023	1.125
		Ikan dan Udang	929.063	97.903

Kode Negara	Nama Negara	Uraian Golongan Barang (HS2)	Kumulatif	
			Nilai (US \$)	Berat (kg)
(1)	(2)	(3)	(4)	(5)
		Kopi, The dan Rempah-rempah	107.150	1.000
		Minyak atsiri, komestik, wangi-wangian	16.966	21.964
		Olahan dari tepung	3.967	2.135
		Pakaian jadi bukan rajutan	8.379	1.650
		Produk farmasi	1.433	955
		Produk hewani lainnya	16.695	2.375
		Produk keramik	33.317	53.620
		Sayuran	2.709	2.340
		Seng	5.625	3.100
		Telur, madu dan produk hewan lainnya	970.918	5.902
114	KOREA, REPUBLIC OF	Benda-benda dari batu, gips dan semen	259.384	560.045
		Benda-benda dari besi dan baja	4.800	10.560
		Buah-buahan	4.214.843	652.957
		Daging dan Ikan Olahan	1.938.999	45.260
		Garam, belerang dan kapur	650	4.925
		Ikan dan Udang	2.577.557	382.761
		Kayu dan barang dari kayu	4.290.904	3.740.488
		Kopi, The dan Rempah-rempah	45.449	7.104
		Lak, Getah dan Damar	199.555	692.760
		Olahan makanan hewan	4.287.927	23.348.800
115	TAIWAN	Biji-bijian berminyak	31.565	50.000
		Garam, belerang dan kapur	17.694.367	566.254.966
		Ikan dan Udang	1.370.236	108.838
		Kayu dan barang dari kayu	1.618.832	2.390.650

Kode Negara	Nama Negara	Uraian Golongan Barang (HS2)	Kumulatif	
			Nilai (US \$)	Berat (kg)
(1)	(2)	(3)	(4)	(5)
		Mesin-mesin/pesawat mekanik	60.000	52.482
116	CHINA	Benda-benda dari batu, gips dan semen	17.874	42.281
		Benda-benda dari besi dan baja	44.501	216.000
		Besi dan baja	92.981.889	52.476.050
		Biji-bijian berminyak	126.256.782	110.015.953
		Buah-buahan	494.492	219.340
		Daging dan Ikan Olahan	156.950	11.000
		Garam, belerang dan kapur	5.446.397	172.525.204
		Hasil penggilingan	2.491.166	330.600
		Ikan dan Udang	15.035.531	2.059.648
		Kakao/coklat	8.376.179	1.203.600
		Kayu dan barang dari kayu	138.096	255.515
		Kopi, TeH dan Rempah-rempah	467.231	103.495
		Lak, Getah dan Damar	32.058.497	6.163.719
		Mesin-mesin/pesawat mekanik	86.900	167.400
		minyak nabati/hewani	18.752	95.200
		Olahan dari tepung	747.360	96.000
		Olahan makanan hewan	12.621.864	62.612.938
120	PAPUA NEW GUINEA	Gandum-gandum	2	2
121	THAILAND	Berbagai Makanan Olahan	597.100	451.000
		Buah-buahan	2.545.830	354.829
		Kayu dan barang dari kayu	45.145	42.780
		Olahan dari tepung	292.933	74.880
122	SINGAPORE	Daging dan Ikan Olahan	20.541	1.335

Kode Negara	Nama Negara	Uraian Golongan Barang (HS2)	Kumulatif	
			Nilai (US \$)	Berat (kg)
(1)	(2)	(3)	(4)	(5)
		Ikan dan Udang	4.119.591	750.488
		Jangat dan kulit merah	12.180	250
		kertas/karton	317	164
		Mesin-mesin/pesawat mekanik	59.473	25.850
		Sayuran	109	102
		Tanaman hidup	97	11
123	PHILIPPINES	Biji-bijian berminyak	912.806	538.150
		Garam, belerang dan kapur	13.117.274	410.559.486
		Gula dan Kembang Gula	1.926.634	11.676.570
		Karet dan barang dari karet	38.304	20.160
		Lak, Getah dan Damar	154.895	24.700
124	MALAYSIA	Kakao/coklat	13.014.550	5.150.000
		Mesin-mesin/pesawat mekanik	12.420	15.000
131	VIET NAM	Biji-bijian berminyak	1.890.440	3.066.640
		Garam, belerang dan kapur	24.895	216.262
		Ikan dan Udang	137.599	48.523
		Kopi, The dan Rempah-rempah	336.840	196.000
		Lak, Getah dan Damar	558.719	406.634
		Olahan makanan hewan	293.900	2.200.000
		Produk hewani lainnya	5.467	2.715
133	INDIA	Besi dan baja	19.361.614	10.505.361
135	BANGLADESH	Garam, belerang dan kapur	7.758.654	268.427.971
311	AUSTRALIA	Garam, belerang dan kapur	14.090.199	441.145.862
		Lak, Getah dan Damar	100.236	15.000

Kode Negara	Nama Negara	Uraian Golongan Barang (HS2)	Kumulatif	
			Nilai (US \$)	Berat (kg)
(1)	(2)	(3)	(4)	(5)
333	FIJI	Garam, belerang dan kapur	2.597.795	85.442.071
391	EAST TIMOR	Garam, belerang dan kapur	10.887.618	209.562.871
411	UNITED STATES	Kayu dan barang dari kayu	3.724.107	3.332.121
431	CHILE	Garam, belerang dan kapur	932.800	29.150.000
442	PERU	Garam, belerang dan kapur	2.004.134	64.347.834
Total			1.438.602.324	2.654.620.728

<https://sulsel.bps.go.id>

Lampiran 9. Impor Sulawesi Selatan Menurut Migas dan Non Migas

Tahun	Triwulan	Migas	Non Migas	Total
(1)	(2)	(3)	(4)	(5)
Nilai CIF (US \$)				
2019	I	65.120.332	200.934.677	266.055.009
	II	35.117.273	193.306.319	228.423.592
	III	104.330.562	192.099.269	296.429.831
	IV	109.605.747	253.134.310	362.740.057
2020	I	63.291.222	189.354.747	252.645.969
	II	24.614.930	138.643.835	163.258.765
	III	11.116.885	165.975.782	177.092.667
	IV	4.534.860	202.634.272	207.169.132
2021	I	3.827.250	156.993.745	160.918.995
	II	7.197.963	162.566.807	169.764.770
	III	5.337.781	136.364.258	141.702.039
	IV	7.097.384	246.700.416	253.797.800
Berat (kg)				
2019	I	102.300.450	414.012.184	516.312.634
	II	58.502.885	436.562.183	495.065.068
	III	177.758.174	375.902.233	553.660.407
	IV	187.226.350	409.308.410	596.534.760
2020	I	123.698.767	323.181.487	446.880.254
	II	89.396.117	329.502.155	418.898.272
	III	28.770.988	280.522.317	309.293.305

	IV	14.130.461	413.549.470	427.679.931
2021	I	10.167.394	334.004.988	344.172.382
	II	13.508.861	310.270.981	324.270.981
	III	12.143.702	299.855.063	311.998.765
	IV	13.343.694	466.255.999	479.599.693

<https://sulsel.bps.go.id>

Lampiran 10. Impor Sulawesi Selatan menurut Golongan Penggunaan Barang

Tahun	TW	Nilai CIF (US \$)				Peranan (%)			
		Bahan Baku/ Penolong	Barang Konsumsi	Barang Modal	Total	Bahan Baku/ Penolong	Barang Konsumsi	Barang Modal	Total
(1)	(2)	(3)	(4)	(5)	(6)	(7)	(8)	(9)	(10)
2019	I	199.937.354	32.919.809	33.197.846	266.055.009	75,15	12,37	12,48	100
	II	199.620.799	10.309.893	18.492.900	228.423.592	87,39	4,51	8,10	100
	III	224.692.968	10.225.251	61.511.612	296.429.831	75,80	3,45	20,75	100
	IV	231.400.034	9.523.280	121.816.743	362.740.057	63,79	2,63	33,58	100
2020	I	172.238.320	49.361.093	31.046.556	252.645.969	68,17	19,54	12,29	100
	II	141.090.579	4.270.851	17.897.335	163.258.765	86,42	2,62	10,96	100
	III	111.219.989	14.825.966	51.046.712	177.092.667	62,80	8,37	28,82	100
	IV	148.117.994	5.682.703	53.368.435	207.169.132	71,50	2,74	25,76	100
2021	I	145.317.918	2.200.771	13.301.306	160.819.995	90,36	1,37	8,27	100
	II	138.320.515	16.058.263	15.385.992	169.764.770	81,48	9,46	9,06	100
	III	132.848.008	3.136.427	5.717.604	141.702.039	93,75	2,21	4,04	100
	IV	159.728.658	2.558.046	18.564.856	180.851.560	88,32	1,41	10,27	100

Lampiran 11. Impor Sulawesi Selatan Menurut Golongan Barang 2 Digit HS

HS2	Uraian Golongan Barang (HS2)	Triwulan IV/2021		Kumulatif	
		Nilai CIF (US \$)	Berat (kg)	Nilai CIF (US \$)	Berat (kg)
(1)	(2)	(3)	(4)	(5)	(6)
01	Binatang Hidup	1.299.538	348.660	1.299.538	348.660
03	Ikan dan Udang	646.708	111.000	1.861.479	329.500
05	Produk hewani lainnya	1.110	8	299.785	505.559
07	Sayuran	3.420.250	3.132.000	4.987.805	4.689.000
08	Buah-buahan	594.112	118.890	1.798.114	836.039
10	Gandum-gandum	63.256.221	177.404.894	165.007.366	509.950.795
11	Hasil penggilingan	-	-	42.840	63.000
12	Biji-bijian berminyak	596.539	1.050.000	810.754	1.469.199
13	Lak, Getah dan Damar	320.624	102.753	2.030.557	379.303
16	Daging dan Ikan Olahan	72.053	11.734	72.053	11.734
17	Gula dan Kembang Gula	38.499.755	73.120.420	128.516.795	300.729.860
18	Kakao/coklat	5.744.956	1.681.904	19.142.523	5.519.486
20	Sayuran dan Buah-buahan Olahan	20.237	21.960	40.856	44.280
21	Berbagai Makanan Olahan	49.769	17.130	101.213	35.130
23	Olahan makanan hewan	48.714.788	98.721.811	153.221.536	293.581.659
25	Garam, belerang dan kapur	1.183.522	29.561.089	3.198.183	63.079.988
27	Bahan bakar mineral	11.522.182	33.836.694	31.770.065	93.982.651
28	Bahan kimia anorganik	1.118.602	2.405.985	11.234.272	40.319.881
29	Bahan kimia organik	1.090.730	601.839	5.189.496	2.846.803
30	Produk farmasi	-	-	308.764	125.230
31	Pupuk	11.233.700	25.075.000	11.293.912	25.165.686
32	Sari bahan samak dan celup	142.659	36.157	394.332	176.265
33	Minyak atsiri, komestik, wangi-wangian	10.150	2.461	74.369	16.376

HS2	Uraian Golongan Barang (HS2)	Triwulan IV/2021		Kumulatif	
		Nilai CIF (US \$)	Berat (kg)	Nilai CIF (US \$)	Berat (kg)
(1)	(2)	(3)	(4)	(5)	(6)
34	Sabun dan preparat pembersih	9.602	7.203	13.333	8.567
35	Perekat, enzim	344.541	54.818	708.720	116.182
38	Berbagai produk kimia	1.048.702	1.224.634	5.434.249	8.252.759
39	Plastik dan barang dari plastik	1.921.031	1.442.444	6.702.150	5.214.691
40	Karet dan barang dari karet	581.840	152.139	2.476.681	663.027
42	Barang-barang dari kulit	12.226	2.608	46.300	27.295
44	Kayu dan barang dari kayu	58.093	3.160	195.332	45.193
48	kertas/karton	1.011.036	1.067.919	2.974.140	3.113.088
49	buku dan barang dari cetakan	64	44	124	92
50	sutera	966	67	2.246	112
52	katun	148	12	4.665	1.077
54	Kawat Pijar buatan	11.781	3.112	35.787	9.727
55	Serat Stapel Buatan	-	-	589	18
56	Kapas gumpalan, tali	4.621	650	63.286	27.105
58	kain tenun khusus	-	-	53	3
59	Kain ditenun berlapis	58.788	12.714	291.601	117.612
61	Barang-barang rajutan	8.440	1.403	40.472	8.929
62	Pakaian jadi bukan rajutan	-	-	4.433	746
63	Kain perca	350.009	130.327	909.631	365.163
64	Alas kaki	6.863	1.112	12.115	1.536
65	Tutup kepala	-	-	2.194	472
66	payung, tongkat berjalan	4.610	2.291	8.883	4.126
68	Benda-benda dari batu, gips dan semen	109.501	54.845	298.448	201.716
69	Produk keramik	4.653.595	14.261.598	18.153.657	59.933.004

HS2	Uraian Golongan Barang (HS2)	Triwulan IV/2021		Kumulatif	
		Nilai CIF (US \$)	Berat (kg)	Nilai CIF (US \$)	Berat (kg)
(1)	(2)	(3)	(4)	(5)	(6)
70	Kaca & barang dari kaca	364.604	812.361	1.178.660	3.263.533
72	Besi dan baja	3.792.351	995.736	18.893.837	3.519.001
73	Benda-benda dari besi dan baja	2.902.599	1.018.622	6.297.639	3.628.210
74	Tembaga	18.422	806	328.134	77.867
75	Nikel	3.854.420	203.065	3.854.420	203.065
76	Aluminium	1.351.871	696.996	4.255.105	2.513.676
78	Timah hitam	-	-	14.969	100.000
79	Seng	-	-	52.350	29.912
80	timahlainnya	-	-	170	23
81	Logam dasar lainnya	262	31	668	54
82	Perkakas, perangkat potong	256.023	51.095	596.825	132.006
83	Berbagai barang logam dasar	234.517	83.846	846.911	265.235
84	Mesin-mesin/pesawat mekanik	24.895.670	4.909.681	68.567.668	13.763.471
85	Mesin/peralatan listrik	10.364.801	1.062.146	28.312.499	2.822.632
86	Lokomotif dan peralatan kereta api	864	121	21.309	733
87	Kendaraan & bagiannya	468.576	57.513	1.125.651	193.138
88	Pesawat Terbang & bagiannya	2.959.300	2.991	2.959.300	2.991
89	Kapal laut	1.891.488	3.795.100	5.101.198	6.871.915
90	Perangkat optik	456.802	35.344	1.768.373	94.083
91	Lonceng, arloji dan bagiannya	-	-	549	155
94	Perabot, penerangan rumah	228.313	77.087	770.020	218.220
95	Mainan	17.200	8.448	28.682	14.376
96	Berbagai barang buatan pabrik	5.055	3.215	33.971	9.201
Total				726.084.604	146.0041.821

Lampiran 12. Impor Sulawesi Selatan Menurut Komoditi (HS)

HS	Uraian Komoditi	Triwulan IV/2021		Kumulatif	
		Nilai CIF (US \$)	Berat (kg)	Nilai CIF (US \$)	Berat (kg)
(1)	(2)	(3)	(4)	(5)	(6)
01022919	Live male cattle, not oxen, other than pure-bred breeding animals	939.710	252.120	939.710	252.120
01022990	Live female cattle	359.828	96.540	359.828	96.540
03048700	Frozen fillet of Tunas (of the genus Thunnus), skipjack or stripe-bellied bonito (Euthynnus (Katsuwonus) pelamis)	-	-	116.326	15.000
03061490	Other crabs, frozen, fit for human consumption	646.708	111.000	1.745.153	314.500
05059090	Skins&oth parts of birds, except feathers/down, powder&waste of feathers or parts of feathers, except of duck feathers	-	-	294.275	485.551
05080090	Coral&similar materials, cuttle-bone, unworked but not othwise worked, powder and waste thereof	-	-	4.400	20.000
05119920	Silk worm eggs	1.110	8	1.110	8
07032090	Garlic, not for propagation	3.420.250	3.132.000	4.987.805	4.689.000
08013100	Cashew nuts In shell	-	-	601.871	537.385
08013200	Cashew nuts shelled	570.130	96.390	1.056.422	159.894
08041000	Dates, fresh or dried	23.982	22.500	139.821	138.760
10019912	Wheat grain without husk, fit for human consumption	63.256.221	177.404.894	165.007.366	509.950.795
11081300	Potato starch	-	-	42.840	63.000
12019000	Soya beans, whether or not broken, oth than seed	596.539	1.050.000	810.754	1.469.199
13019040	Lac	46.030	54.153	46.030	54.153
13023912	Carrageenan powder, Refined	274.594	48.600	1.469.284	193.150
13023990	Mucilages & thickeners,whth/ not modified,derived frm vegetable products,oth than 13023911-13023919	-	-	515.243	132.000
16055900	oth molluscs nec in 160551-58, prepared and preserved	72.053	11.734	72.053	11.734
17011400	Raw sugar of oth cane sugar, in solid form, not cont added	38.200.492	72.299.000	120.435.046	283.822.000

HS	Uraian Komoditi	Triwulan IV/2021		Kumulatif	
		Nilai CIF (US \$)	Berat (kg)	Nilai CIF (US \$)	Berat (kg)
(1)	(2)	(3)	(4)	(5)	(6)
	flavouring/colouring matter				
17019990	oth raw sugar in solid form, not containing added flavouring or colouring matter, unrefined	-	-	7.380.000	15.000.000
17026010	Fructose fructose in the dry state more than 50% by weight, excluding invert sugar	262.083	769.420	606.903	1.755.640
17026020	Fructose syrup containing in the dry state more than 50 % by weight of fructose, excluding invert sugar	-	-	14.948	48.220
17029099	Oth sugar,incl invert sugar and sugar syrup blends, in dry w/ fructose 50%	37.180	52.000	79.898	104.000
18010000	Cocoa beans, whole or broken, raw or roasted	5.744.956	1.681.904	18.621.348	5.419.486
18040000	Cocoa butter, fat and oil	-	-	521.175	100.000
20041000	Potatoes, prepared or preserved otherwise than by vinegar or acetic acid, frozen, oth than products of heading 2006	20.237	21.960	40.856	44.280
21021000	Active yeasts	49.769	17.130	101.213	35.130
23011000	Flours, meals and pellets, of meat or meat offal, greaves	1.806.424	3.031.239	9.174.226	14.686.111
23025000	Of leguminous plants	15.715	25.000	57.139	87.500
23031090	Residues of starch manufacture and similar residues oth than manioc (cassava) or sago	492.744	639.529	6.122.684	8.509.428
23033000	Brewing or distilling dregs and waste	293.402	840.543	804.296	2.692.476
23040090	Oth than defatted soya-bean flour, fit for human consumption	45.955.198	94.089.000	136.742.839	267.379.444
23099020	Premixes, feed supplements or feed additives	151.305	96.500	320.352	226.700
25010010	Table salt	85.320	486.000	186.678	1.269.000
25041000	Natural graphite in powder or in flakes	-	-	11.785	98.492
25051000	Silica sands and quartz sands	22	89	4.102	8.089
25084090	Other clays than fuller's earth	-	-	12.762	10.800
25151210	Marble & travertine,Merely cut,by sawing/otherwise,into blocks a rectangular (including square) shape	-	-	5.425	21.700

HS	Uraian Komoditi	Triwulan IV/2021		Kumulatif	
		Nilai CIF (US \$)	Berat (kg)	Nilai CIF (US \$)	Berat (kg)
(1)	(2)	(3)	(4)	(5)	(6)
	blocks				
25172000	Macadam of slag, dross or similar industrial waste, whether/not incorporating the materials cited in subheading 251710	-	-	9.868	1.907
25199090	Other than fused magnesia, dead-burned (sintered) magnesia	-	-	914.395	3.248.000
25201000	Gypsum, anhydrite	1.085.100	29.050.000	2.015.317	58.350.000
25202090	Other Plasters	13.080	25.000	37.851	72.000
27040010	Coke & semicoke of coal	4.424.798	20.493.000	8.309.687	44.819.000
27101224	Motor spirit of RON 90 & above but below RON 97 unblended	-	-	3.721.987	5.800.944
27101943	Other lubricating oils	126	9	237.251	151.783
27101944	Lubricating greases	-	-	92.227	53.932
27101971	Automotive diesel fuel	2.486.167	3.678.332	2.486.167	3.678.332
27101990	Other of diesel fuel, fuel oils	-	-	41.028	26.560
27132000	Petroleum bitumen	4.611.091	9.665.353	16.881.718	39.452.100
28020000	Sulphur, sublimed or precipitated, colloidal sulphur.	-	-	8.076.107	32.963.700
28030090	Other acetylene black	11.540	67.740	53.787	254.123
28046900	Silicon containing by weight less than 99.99 % of silicon	-	-	2	3
28142000	Ammonia in aqueous solution	49.131	64.000	49.131	64.000
28151100	Sodium hydroxide (caustic soda), Solid	574.080	1.248.000	1.731.496	4.004.000
28152000	Potassium hydroxide (caustic potash)	-	-	26.013	25.000
28259000	Oth inorganic bases of oth metal oxides,hydroxides&peroxides,other than HS2825.10.00-2825.80.00	-	-	850	708
28272010	Calcium chloride, containing 73 % - 80 % by weight	72.600	176.000	128.334	350.000
28273100	Other chlorides, of magnesium	-	-	615	500
28273200	Other chlorides, of aluminium	127.095	297.000	282.149	682.000

HS	Uraian Komoditi	Triwulan IV/2021		Kumulatif	
		Nilai CIF (US \$)	Berat (kg)	Nilai CIF (US \$)	Berat (kg)
(1)	(2)	(3)	(4)	(5)	(6)
28321000	Sodium sulphites	16.500	25.000	51.884	83.000
28332400	Other sulphates of nickel	-	-	734	1.324
28332920	Tribasic lead sulphate	-	-	18.773	28.206
28333000	Alums	1.625	2.500	3.750	7.500
28352510	Calcium hydrogenorthphosphate ("dicalciumphosphate"), feed grade	181.500	300.000	632.319	1.365.000
28352600	Other phosphates of calcium	14.650	25.000	52.261	106.000
28363000	Sodium hydrogencarbonate (sodium bicarbonate)	53.200	190.000	105.642	373.000
28364000	Potassium carbonates	15.790	10.000	15.790	10.000
28391990	Other silicates of sodium, commercial alkali metal silicates	180	727	3.924	1.799
28399000	Other silicates, commercial alkali metal silicates	711	18	711	18
29037100	Chlorodifluoromethane	102.350	81.239	151.042	119.999
29156000	Butanoic acids, pentanoic acids, their salts & esters	21.000	5.000	48.300	11.500
29181100	Lactic acid, its salts & esters	24.820	14.600	97.171	59.200
29181590	Salts & esters of citric acid, other than calcium citrate	42.400	25.000	188.450	133.114
29224100	Lysine & its esters; salts thereof	77.520	68.000	323.060	362.000
29225090	Amino-alcoh-phenol, amino-acid-phenol&oth amino-comp w oxyg funct, Ot than p-Aminosalicylic acid&its salt, esters&oth deriv	31.240	22.000	219.998	149.000
29231000	Choline & its salts	41.400	46.000	221.690	284.000
29239000	Quaternary amonium salt&hydroxid, lecithin&oth phosphoaminolipid, whether/not chemically define, oth thn HS29233000-29234000	-	-	46.600	40.000
29304000	Methionine	449.400	200.000	3.156.000	1.320.000
29309010	Dithiocarbonates	-	-	29.949	17.350
29309090	Organo-sulphur compounds, Other than HS 2930.20.00 to 29309090	300.600	140.000	624.836	341.200

HS	Uraian Komoditi	Triwulan IV/2021		Kumulatif	
		Nilai CIF (US \$)	Berat (kg)	Nilai CIF (US \$)	Berat (kg)
(1)	(2)	(3)	(4)	(5)	(6)
29369000	Provitamins,natural or reproduced by synthesis (including natural concentrates)	-	-	82.400	9.440
30032000	Medicaments containing oth antibiotics	-	-	307.750	125.000
30059090	Wadding & similar articles, except bandage & gauze	-	-	1.014	230
31022100	Ammonium sulphate	11.178.750	25.000.000	11.178.750	25.000.000
31042000	Potassium chloride	28.000	25.000	83.843	113.686
31043000	Potassium sulphate	-	-	4.369	2.000
31052000	Mineral or chemical fertilisers containing the three fertilising elements nitrogen, phosphorus & potassium	26.950	50.000	26.950	50.000
32064190	Ultramarine	5.916	304	5.916	304
32071000	Prepared pigments, prepared opacifiers, prepared colours & similar preparations	45.767	12.300	109.280	25.825
32081090	Paint incl enamels based on polyesters,oth than varnishes incl lacq&antifouling &/or anticorrosive paint for ships'hulls	-	-	18.465	4.028
32089019	Varnishes incl enamels,>100°C heat resis,exc of a kind used in dentistry&based on polyesters, acrylic/vinyl polymers	30.306	2.102	48.057	3.839
32089090	Paint&varnishes incl enamels&lacquers exc based on polyesters&based on acrylic/vinyl polymers&HS 3208.90.10 to3208.90.30	-	-	58.348	25.471
32099000	Paints&varn incl enamels&lacq based on synth poly or chem mod nat poly,disprsd in a wtr med,exc bsd on acrylc/vinyl poly	-	-	1.522	332
32141000	Glaziers' putty, grafting putty, resin cements, caulking compounds & other mastics, painters' fillings	39.507	21.102	103.310	63.113
32149000	Non-refractory surfacing preparations for facades, indoor walls, floors, ceilings or the like.	21.163	349	49.402	53.349
32159060	Writing or drawing ink	-	-	32	4

HS	Uraian Komoditi	Triwulan IV/2021		Kumulatif	
		Nilai CIF (US \$)	Berat (kg)	Nilai CIF (US \$)	Berat (kg)
(1)	(2)	(3)	(4)	(5)	(6)
33029000	Oth prep based on odoriferous substances for the manufacture of beverages	10.086	2.460	74.008	16.365
33051010	Shampoos having antifungal properties	64	1	361	11
34022095	Washing or cleaning prep,including bleaching,cleansing or degreasing prep put up for retailsale except in liquid form	-	-	400	250
34031912	Oth liquid prep content silicone oil, cont petrole oils,or bituminous mineral	46	3	241	24
34039990	Preparat for treat of textile,leather oth mater,not cont petrol oil,not liquid	-	-	324	93
34049090	Aside from lignite chemically modified & poly (oxyethylene) (polyethylene glycol)	9.556	7.200	12.368	8.200
35051090	Other than Dextrins, soluble or roasted starches	6.022	281	11.145	469
35052000	Glues	-	-	25.240	726
35061000	Products suitable for use as glues or adhesives, put up for retail sale as glues or adhesives, net weight ≤ 1 kg	90.007	25.601	153.452	51.840
35069100	Adhesives based on polymers of headings 39.01 to 39.13 or on rubber	100	16	13.218	5.282
35069900	Other than adhesives based on polymers of headings 39.01 to 39.13 or on rubber	812	40	2.965	105
35079000	Other than rennet & concentrates thereof	247.600	28.880	502.700	57.760
38013000	Carbonaceous pastes for electrodes & similar pastes for furnace linings	717.884	778.722	2.229.943	2.477.626
38069090	Run gums other than in blocks	-	-	12.131	10.021
38089290	Fungicides, other than HS 3808.92.11 - 3808.92.19	61.146	50.000	245.332	200.000
38089490	Disinfectants other than HS 3808.94.10 - 3808.94.20	115.920	72.000	649.260	414.000
38101000	Pickling preparations for metal surfaces;soldering,brazing/welding powders&pastes consisting of metal&other materials	-	-	645	181
38109000	Other preparations of a kind used as cores or coating for weld electrodes	-	-	6.144	227

HS	Uraian Komoditi	Triwulan IV/2021		Kumulatif	
		Nilai CIF (US \$)	Berat (kg)	Nilai CIF (US \$)	Berat (kg)
(1)	(2)	(3)	(4)	(5)	(6)
	or rods				
38111100	Antiknock preparations , based on lead compounds	-	-	258	9
38111900	Antiknock preparations , other than based on lead compounds	-	-	2.549	120
38119010	Other than additives for lubricating oils, prevention rust or corrosion inhibitors	-	-	5.622	182
38119090	Other than additives for lubricating oils, that is not for prevention rust or corrosion inhibitors	-	-	7.680	179
38140000	Organic composite solvents & thinners, not elsewhere specified or included, prepared paint or varnish removers.	-	-	3.860	842
38159000	Other than the supported catalysts	-	-	2.569	561
38160010	Refractory cements	2.179	5.006	170.437	381.541
38160090	Other than refractory cements	130.714	304.519	2.011.826	4.705.628
38190000	Hyd brake fluid&oth for hyd trnsmsion whether or not cont<70% weight of petrIm	-	-	900	544
38200000	Anti-freezing preparations & prepared de-icing fluids.	-	-	9.196	3.445
38241000	Prepared binders for foundry moulds or cores	225	704	225	704
38247800	Mix cont halogenated, drv methane,ethane cont pfcs or hfcs but not cfcs or hcfc	20.234	12.431	71.018	50.197
38249910	Other InkRemovers, stencil correctors, other correcting fluids&correction tapes (exc those of heading 96.12),for retailer	400	1.252	400	1.252
38249999	OthAcetone oil,ChemicalPreparations contai monosodiumGlutamate (MSG),Othchemical preparat,kind used in manufacOfFoodstuf	-	-	4.254	5.500
39012000	Polyethylene having a specific gravity of 0.94 or more	42.768	36.000	716.409	588.000
39021090	Polypropylene, other Granules, pellets, beads, flakes, chips & similar forms	-	-	1.597	3.154

HS	Uraian Komoditi	Triwulan IV/2021		Kumulatif	
		Nilai CIF (US \$)	Berat (kg)	Nilai CIF (US \$)	Berat (kg)
(1)	(2)	(3)	(4)	(5)	(6)
39072090	Other polyethers Other than polytetramethylene ether glycol	70.080	32.000	70.080	32.000
39076100	Poly(ethylene terephthalate) ,having a viscosity number of 78 ml/g or higher	1.206.154	1.144.000	3.490.999	3.432.000
39076910	Other poly(ethylene terephthalate) Having a viscosity number of 78 ml/g or lower, in the form granules	-	-	24.200	22.000
39100090	Silicones in primary forms other than in dispersion & solutions	-	-	257	78
39139090	Other Alginic acid, its salts & esters, oth than HS 3913.90.10 - 3913.90.30	-	-	32.843	10.000
39169042	Rods, sticks & profile shapes of other plastics ,of hardened proteins	283	104	283	104
39169092	Rods, sticks & profile shapes of other plastics, oth than head 3916.90.41-80	-	-	279	38
39171090	Artificial guts (sausage casings) of hardened protein or of cellulosic materials other of hardened proteins	-	-	574	900
39172100	Tubes, pipes & hoses, rigid,of polymers of ethylene	4.154	584	37.265	5.741
39172200	Tubes, pipes & hoses, rigid,of polymers of propylene	-	-	2.131	1.040
39172300	Tubes, pipes & hoses, rigid , of polymers of vinyl chloride	5.397	770	31.556	5.374
39172919	Tubes, pipes & hoses, rigid,of other plastics ,further worked than merely surface worked oth than 3917.29.12	-	-	1.477	48
39172929	Tube,pipe/hose,rigid,oth plastic,unfurther worked thn merely surface work other than HS 3917.29.21 - 3917.29.25	1.517	388	2.762	744
39173119	Flexible tubes,pipes&hoses,a min burst pressure27.6Mpa,further worked than merely surface worked,exc HS3917.31.11-12	2.127	269	2.706	666
39173129	Flex tube,pipe&hose,hav a min burst pressure of27.6Mpa,unfurther worked than merely surface worked,oththan 3917.31.21-25	-	-	9.427	997
39173220	Thermoplastic hoses for gas stove	-	-	2.879	370
39173299	Oth tube,pipe&hose,unfurther work than merely surface worked, oth thn 3917.32.93-95	5.485	671	5.536	678

HS	Uraian Komoditi	Triwulan IV/2021		Kumulatif	
		Nilai CIF (US \$)	Berat (kg)	Nilai CIF (US \$)	Berat (kg)
(1)	(2)	(3)	(4)	(5)	(6)
39173912	Oth tube,pipe&hose,further work. than merely surf. worked.,of phenolic/amino resins,of chem. derivat. of natural rubber	-	-	2.237	641
39173919	Other tube,pipe&hose,Further worked than merely surface worked oth than 1917.39.11-13	1.209	393	78.121	34.731
39173999	Other tubes, pipes and hoses other than 3917.39.91-94	283	40	86.222	73.129
39174000	Fittings	3.511	608	10.471	1.853
39181019	Floor coverings of polymers of vinyl chloride in the form of rolls	26.300	16.000	26.300	16.000
39191020	Self-adhesive plates,sheets,film,foil,tape,strip&oth flat shapes,of polyethylene in rolls of a width≤20cm	57	4	57	4
39191099	Self-adhesive plates,sheets,film,foil,tape,strip&oth flat shapes,of other plastic in rolls of a width≤20cm	-	-	1.227	451
39199010	Self-adhesive plates,sheets, film, foil, tape, strip and other flat shapes, of polymers of vinyl chloride, not in rolls.	-	-	4.829	1.550
39199099	Self-adhesive plates, sheets, film, foil, tape, strip and other flat shapes, not in rolls, except HS 3919.90-92	1.956	2.491	9.941	2.772
39201019	Plates&sheets,of polymers of ethylene,unreinforced,laminated,supported or similarly combined with oth materials,unrigid	42.435	26.400	173.466	122.492
39201090	Film,foil and strip,of polymers of ethylene,unreinforced,laminated,supported or similarly combined with other materials.	-	-	3.120	4.781
39203099	Film,foil&strip,of polymers of styrene&unreinforced,laminated,supported or similarly combined with other materials.	-	-	1.208	419
39204390	Film, foil and strip, of polymers of vinyl chloride, containing by weight not less than 6 % of plasticisers	5.348	3.000	5.348	3.000
39204900	Plates,sheets,film,foil&strip,of vinyl chloridepolymers&unreinforced,laminated,supported/similar combined w	433	300	433	300

HS	Uraian Komoditi	Triwulan IV/2021		Kumulatif	
		Nilai CIF (US \$)	Berat (kg)	Nilai CIF (US \$)	Berat (kg)
(1)	(2)	(3)	(4)	(5)	(6)
	oth material				
39206110	Plates and sheets, of polycarbonates and not reinforced, laminated, supported or similarly combined with other materials.	-	-	261	542
39209210	Oth plates, sheets, film, foil & strip, of polyamides-6, noncellular & unreinforced, laminated, supported/combined with other materials.	-	-	210	81
39209910	Oth. plt, sht, film, foil & strip, of hrdned prot., chem. deriv of nat. rubber, noncell & unreinfrcd & laminat, suprt/smlr comb. w. ot. mat.	-	-	280	80
39209990	Oth plates, sheets, film, foil & strip, of oth plastics, noncellular & unreinforced, laminated, supported/combined with other materials.	-	-	1.602	443
39211199	Foil and strip, of polymers of styrene, cellular, not rigid	-	-	871	200
39211200	Other plates, sheets, film, foil and strip, of polymers of vinyl chloride, cellular	-	-	11.329	12.524
39211399	Foil and strip, of polyurethanes, cellular, not rigid	-	-	1.055	1.226
39211991	Plates and sheets, of other plastics, cellular, not rigid	4.259	239	5.369	271
39211999	Foil and strip, of other plastics, cellular, not rigid	-	-	6.854	431
39219049	Other foil and strip, of condensation or rearrangement polymerisation products, cellular	-	-	1.397	485
39219090	Other plates, sheets, film, foil and strip, of other cellulose or its chemical derivatives, cellular	-	-	106.452	61.164
39229090	Similar sanitary ware, of plastics	102	17	1.187	717
39231090	Boxes, crates and similar articles, of plastics	3.900	910	3.915	930
39232119	Ethylene Polymers Aseptic bags, reinforced with aluminium foil (exc retort pouches), width ≥ 315 mm & length ≥ 410 mm, not sealed gland	-	-	107.299	28.400

HS	Uraian Komoditi	Triwulan IV/2021		Kumulatif	
		Nilai CIF (US \$)	Berat (kg)	Nilai CIF (US \$)	Berat (kg)
(1)	(2)	(3)	(4)	(5)	(6)
39232199	Aseptic bags unreinforced w aluminiumfoil(exc retort pouches),width≥315 mm&length≥410mm,not incorporating a sealed gland	5.444	765	5.444	765
39232990	AsepticBags of oth plastics,reinforced/not w aluminiumfoil (exc retort pouches),width≥315mm&length≥410 mm,not SealedGland	174.004	88.387	907.073	461.662
39235000	Stoppers, lids, caps and other closures	-	-	16.906	9.190
39239090	Other articles for the conveyance or packing of goods, of plastics	120.475	29.910	393.577	147.928
39241090	Tableware and kitchenware, of plastics	19.452	23.735	48.706	56.827
39249090	Other household articles, of plastics	-	-	231	125
39251000	Reservoirs, tanks, vats and similar containers, of a capacity exceeding 300 l, of plastics	27.165	8.178	29.351	8.478
39259000	Other builders' ware of plastics, except headings 3925.10 to 3925.30	-	-	8.784	3.149
39261000	Office or school supplies, of plastics	-	-	16	2
39262060	Articles of apparel used for protection from chemical substances, radiation or fire	-	-	13.516	592
39262090	Articles of clothing accessories (including gloves, mittens & mitts)	1.696	686	2.320	827
39263000	Fittings for furniture, coachwork or the like	-	-	102	50
39269039	Hygienic, medical and surgical articles oth plastic moulds with denture imprints	1.744	496	10.189	3.435
39269042	Protective masks for use in welding and similar work	-	-	850	94
39269049	Other safety and protective devices	4.016	869	4.472	942
39269059	Other articles for industrial uses	3.995	563	4.814	602
39269089	Cards for jewellery or other small objects of personal adornment	1.706	320	1.706	320
39269091	Point of a kind used for grain storage	-	-	9.441	1.263
39269099	Other articles of plastics & other materials of headings 39.01 to 39.14.	133.576	23.347	160.331	44.891

HS	Uraian Komoditi	Triwulan IV/2021		Kumulatif	
		Nilai CIF (US \$)	Berat (kg)	Nilai CIF (US \$)	Berat (kg)
(1)	(2)	(3)	(4)	(5)	(6)
	oth than 3926.10.00-3926.90.92				
40023190	Isobutene-isoprene (butyl) rubber (IIR), in other process	-	-	9.253	1.408
40029990	Oth synthetic rubber & factice derived from oils in other form	-	-	3.079	1.055
40059190	Compounded rubber o.t natural gums,unvulcanised,exc solutions&uncompounded w/ carbonblack/silica,in plates,sheets/strip	-	-	4.070	755
40069090	Other form of unvulcanised rubber, other than natural gums, other than "Camelback" strips for retreading rubber tyres	261	14	1.164	54
40081190	Rubber, vulcanised (oth thn hard rubber), in plates, sheets & strip of cellular rubber, oth thn 4008.11.20 & 4008.11.90	17.156	5.166	36.824	7.816
40082900	Rubber, vulcanised (other than hard rubber), other than in plates, sheets and strip, of non cellular rubber	2.939	892	2.939	892
40091100	Tubes,pipes&hoses, vulcanised rubber o.t hard rubber,unreinforced/othwise combined w/ oth materials,wo/ their fittings	46.881	2.934	56.849	4.395
40091290	Tubes,pipes&hoses,vulcanised rubber o.t hard rubb,unreinforced/combined w/oth materials,w/their fittings,o.t 4009.12.10	-	-	70	5
40092190	Tubes,pipes & hoses,vulcanised rubber o.t hard rubber,reinforced/combined w/metal,wo/ their fittings,oth thn 4009.21.90	2.524	831	7.890	2.525
40092290	Tubes,pipes & hoses,vulcanised rubber o.t hard rubber, reinforced/combined w/metal,w/their fittings, oth thn 4009.22.90	-	-	2.873	499
40093199	Oth thn fuel hoses,heater hoses & water hoses,of a kind used on motor vehicles of heading 87.02, 87.03, 87.04 or 87.11	1.468	70	2.920	879

HS	Uraian Komoditi	Triwulan IV/2021		Kumulatif	
		Nilai CIF (US \$)	Berat (kg)	Nilai CIF (US \$)	Berat (kg)
(1)	(2)	(3)	(4)	(5)	(6)
40094190	Reinforced or otherwise combined w/oth materials,oth thn rubber hose of a kind used for gas stove,without their fittings	10.320	2.569	11.104	2.727
40094210	Reinforced or otherwise combined with other materials,Mining slurry suction and discharge hoses with fittings	95.431	105.881	95.431	105.881
40094290	Tubes, pipes and hoses, of vulcanised rubber other than 4009.42.10-20	49.199	2.367	198.690	12.367
40101100	Conveyor belts or belting, of vulcanised rubber, reinforced only with metal	310.807	17.130	649.482	29.580
40101200	Conveyor belts or belting, of vulcanised rubber, reinforced only with textile materials	-	-	61.580	34.683
40103100	Endless transmission belts trapezoidal cross-section (V-belts),V-ribbed,outside circum excee 60 cm but not excee 180 cm	741	143	741	143
40103200	Endless transm belts trapezoidal cross-section (Vbelts),oth thn V-ribbed,outside circum excee 60 cm but not excee 180 cm	1.241	137	65.426	8.306
40103500	Endless synchronous belts, of an outside circumference exceeding 60 cm but not exceeding 150 cm, of vulcanised rubber	695	80	4.344	423
40103900	Transmission belts or belting, of vulcanised rubber, other than 4010.31.00-4010.36.00	173	9	605.407	234.697
40111000	New pneumatic tyres, of rubber, of a kind used on motor cars (including station wagons and racing cars)	-	-	141.999	46.198
40112010	New pneumatic tyres, of rubber, of a kind used on buses or lorries, of a width not exceeding 450 mm.	-	-	323.643	106.060
40112090	New pneumatic tyres, of rubber, of a kind used on buses or lorries, of a width not less than 450 mm.	-	-	3.585	950
40118019	Oth new pneumatic tyres use tractors machinery of head 8429-8430,forklifts,wheelbarrows/oth industrial vehicles&machines	-	-	10.984	5.390
40121290	Retreaded tyres of rubber, of a kind used on buses or lorries, of a width	8.200	3.639	8.200	3.639

HS	Uraian Komoditi	Triwulan IV/2021		Kumulatif	
		Nilai CIF (US \$)	Berat (kg)	Nilai CIF (US \$)	Berat (kg)
(1)	(2)	(3)	(4)	(5)	(6)
	exceeding 450 mm				
40121930	Retreaded tyres of rubber, of a kind used on machinery of heading 84.29 or 84.30	8.804	2.900	8.804	2.900
40122040	Used pneumatic tyres of rubber, of a kind used on motorcycles	-	-	543	123
40122070	Used pneumatic tyres of rubber, of a kind used on other vehicles of Chapter 87	-	-	5.760	3.898
40129080	Tyre flaps of rubber	-	-	31.185	10.180
40129090	Retreaded/used pneumatic tyres of rubber, solid/cushion tyres, tyre treads&flaps, other than 4012.11.00-4012.90.80	11.750	4.460	14.886	5.010
40131011	Inner tubes of rubber, of a kind used on motor cars, suitable for fitting to tyres of a width < 450 mm	-	-	14.990	4.861
40131021	Inner tubes of rubber, of a kind used on buses or lorries, suitable for fitting to tyres of a width not exceeding 450 mm	-	-	32.084	10.516
40139099	Other inner tubes of rubber, other than 4013.10.11-4013.90.40, suitable for fitting to tyres of a width exceeding 450 mm	2.264	340	4.297	818
40151900	Gloves, mittens and mitts for not surgical, of vulcanised rubber other than hard rubber	-	-	840	492
40159090	Articles apparel&clothing accessories, other than 40151100-40159020 for all purposes, vulcanised rubber other than hard rubber	2.488	470	2.488	470
40161090	Other articles of cellular rubber, other than 4016.10.10-20	-	-	1.423	105
40169190	Floor coverings other than 4016.90.10-4016.91.20 of vulcanised rubber other than hard rubber	-	-	4.637	1.328
40169310	Gaskets, washers and other seals of a kind used to insulate the terminal leads of electrolytic capacitors	-	-	516	317
40169320	Gaskets and o-rings, of a kind used on motor vehicles of heading 87.02, 87.03, 87.04 or 87.11	-	-	189	5

HS	Uraian Komoditi	Triwulan IV/2021		Kumulatif	
		Nilai CIF (US \$)	Berat (kg)	Nilai CIF (US \$)	Berat (kg)
(1)	(2)	(3)	(4)	(5)	(6)
40169390	Gaskets, washers and other seals of vulcanised rubber other than hard rubber, other than 4016.93.10-4016.93.20	2.297	300	3.495	647
40169400	Boat or dock fenders of vulcanised rubber other than hard rubber, whether or not inflatable	-	-	17.783	6.280
40169930	Rubber bands, of vulcanised rubber other than hard rubber	-	-	682	92
40169959	Oth articles a kind used in machinery/mechanical/electric appliances, or for oth technical uses, oth thn 40169951-40169954	2.123	156	2.663	174
40169999	Other articles of vulcanised rubber other than hard rubber, n.e.c in 4016	4.078	1.651	20.549	3.011
40170090	Articles of hard rubber other than 4017.00.10-20	-	-	320	473
42021299	Other School satchels, with outer surface other than vulcanised fibre	-	-	21	20
42022200	Handbags, won w/shoulder strap, incl those wo handle w/outer surface of sheeting of plastics/of textile materials	-	-	312	20
42029290	Cases and containers, other than toiletry bags and bowling bags, of sheeting of plastics	-	-	19.054	22.366
42029990	Cases and containers, other article, with outer surface other than vulcanised fibre or paperboard and other than copper	-	-	477	23
42031000	Apparel, articles of apparel, of leather or of composition leather	957	170	957	170
42032910	Clothing accessories, protective work gloves, of leather or composition leather	9.484	1.964	23.288	4.002
42050020	Industrial safety belts and harnesses	1.785	474	1.785	474
42050090	Other articles of leather or of composition leather, oth thn HS code 4205.00.10 - 4205.00.40	-	-	406	220
44079590	Non-coniferous and other than tropical wood of ash (Fraxinus spp.), exc planed, sanded or end-jointed	7.262	504	13.316	1.541
44081090	Oth thn cedar wood pencil slats radiata pinewood used for blockboard manufa, oth thn face	154	11	154	11

HS	Uraian Komoditi	Triwulan IV/2021		Kumulatif	
		Nilai CIF (US \$)	Berat (kg)	Nilai CIF (US \$)	Berat (kg)
(1)	(2)	(3)	(4)	(5)	(6)
	veneer sheets,of coniferous				
44083990	Oth thn Jelutong wood pencil slats&face veneer sheets of tropical wood oth Red Meranti,Light Red Meranti&Meranti Bakau	50.677	2.645	157.980	5.801
44184000	Shuttering for concrete constructional work	-	-	23.882	37.840
48026999	Paper oth head 4802.62,weighing less than 150g/m2 & less than 225g/m3	6.102	377	18.906	800
48042110	Sack kraft paper unbleached of a kind used for making cement bags	948.109	1.044.767	2.777.833	3.048.087
48059290	Other uncoated paper and paperboard, in rolls or sheets,weighing >150 g/m2 but<225 g/m2, oth multiply paper& paperboard	-	-	5.483	3.296
48114190	Gummed/adhesivePap&papboard,se lfadhesive, except rolls, width≤15cm/exceptRectangular(inclS quare)sheetsSide≤36cm,unfolded	-	-	145	58
48191000	Cartons, boxes and cases, of corrugated paper or paperboard	35	44	35	44
48193000	Sacks and bags, having a base of a width of 40 cm or more	56.790	22.731	171.738	60.803
49111090	advertisiMaterial,comercialCatalog,a partCatalogues listing onlyeduca,technic,scient,histori/cult ural books&publications	64	44	124	92
50079090	Other woven fabrics,not containing 85%/more by weight of silk/of silk waste other noil silk,except HS 50079020-50079030	966	67	2.246	112
52042000	Cotton sewing thread, put up for retail sale	148	12	162	14
52091110	Plain weave, unbleached cont.>=85% of cotton, weight >200 g/m2, duck and canvas	-	-	2.890	827
52091190	Plain weave,unbleached cont.>=85% of cotton, weight >200 g/m2, others duck & canvas	-	-	1.613	236
54026100	Oth yarn, multiple(folded) or cable of nylon or polyamides	-	-	700	200
54074200	Woven fabrics of synt filament yarn from nylon cont >85% , dyed	11.781	3.112	35.087	9.527

HS	Uraian Komoditi	Triwulan IV/2021		Kumulatif	
		Nilai CIF (US \$)	Berat (kg)	Nilai CIF (US \$)	Berat (kg)
(1)	(2)	(3)	(4)	(5)	(6)
55033000	Fibres, synthetic staple fibres, acrylic or modacrylic, not carded, combed or otherwise processed for spinning	-	-	589	18
56031100	Nonwovens, won impregnated, coated, covered or laminated, of man-made filaments, (weighing not more than 25g/m2)	-	-	261	140
56031200	Nonwovens, won impregnated, coated, covered/laminated, of man-made filaments, (weighing > 25g/m2 but not < 70g/m2)	-	-	4.033	2.386
56072900	Other than twine, binder or baler twine, of sisal or other textile fibres of the genus agave	-	-	410	75
56075010	Oth synthetic fibres, vbelt cord of manmade fibre treated, yarn size>10,000 decitex, for sealing pump, valve&article	-	-	3.314	1.364
56075090	Oth synthetic fibres, exc vbelt cord of manmade fibre treated, yarn size>10,000 decitex, for sealing pump, valve&article	245	57	45.479	21.662
56079090	Twine, cordage, ropes, cables, other than of jute/oth textile bast fibres of head 53.03	-	-	984	111
56081990	Twine, cordage or rope, knotted netting, for other than fishing, of man-made textile materials, other net bags	4.376	593	7.904	793
56090000	Articles of yarn, strip or the like of heading 54.04 or 54.05, twine, cordage, rope/cables, not elsewhere specified/included	-	-	901	574
58063290	Other Narrow woven fabrics made of man-made fibres, other than HS 5806.32.10-50	-	-	53	3
59031010	Textile fabrics impregnated, coated, covered/laminated w/ poly(vinyl chloride), interlining, oth thn heading 59.02	247	35	247	35
59031090	Textile fabrics impregnated, coated, covered/laminated w/ poly(vinyl chloride), oth thn interlining, oth thn heading 59.02	-	-	6.289	892

HS	Uraian Komoditi	Triwulan IV/2021		Kumulatif	
		Nilai CIF (US \$)	Berat (kg)	Nilai CIF (US \$)	Berat (kg)
(1)	(2)	(3)	(4)	(5)	(6)
59061000	Adhesive tape of a width not exceeding 20 cm	-	-	567	62
59090010	Fire hoses	-	-	245	56
59090090	Textile hosepiping and similar textile tubing, w/wo lining, armour/accessories of other materials other than fire hoses	-	-	431	12
59100000	Transm/conveyor belts,of text material,won impregnated,coat,covered/laminate w/plastics,reinforced w/metal/oth material	6.946	4.095	27.469	16.534
59114000	Straining cloth of a kind used in oil presses or the like, including that of human hair	23.277	2.675	24.541	2.761
59119090	Textile product & articles for technical used oth thn sub heading 5911.10 - 5911.40,oth thn gaskets and seals	28.318	5.909	231.812	97.260
61032200	Men's/boys' ensembles knitted/crocheted, of cotton	-	-	16.178	2.574
61032300	Men's/boys' ensembles knitted/crocheted,of synthetic fibres	3.674	624	3.674	624
61143090	Other garments, knitted or crocheted, of man-made fibres	1.535	230	1.535	230
61169200	Glove,mitten&mitt,knitted/crocheted,not impregnated&coated/covered with plastics or rubber, of cotton	3.231	549	9.304	3.239
61169300	Glove,mitten&mitt,knitted/crocheted,not impregnated&coated/covered with plastics or rubber, of synthetic fibres	-	-	9.781	2.262
62011990	Men/boys' overcoat,raincoat,car-coat,cape,cloak & similararticles,oth those of heading 62.03,of oth textile material	-	-	361	25
62032290	Men's or boys' ensemble, of cotton, not printed by traditional batik process	-	-	2.499	621
62113990	Oth garment,of oth textile material,men's/boys',exc use forprotec from fire/chemical/radiation/for fencing/wrestling	-	-	376	15

HS	Uraian Komoditi	Triwulan IV/2021		Kumulatif	
		Nilai CIF (US \$)	Berat (kg)	Nilai CIF (US \$)	Berat (kg)
(1)	(2)	(3)	(4)	(5)	(6)
62160099	Other gloves, mittens and mitts, of oth textile material excwool or fine animal hair or cotton	-	-	1.197	85
63014090	Blankets (other than electric blanket) and travelling rugs, of synthetic fibres other than nonwoven fabrics	-	-	395	40
63021000	Bed linen, knitted or crocheted	-	-	140	4
63023100	Other bed linen, not printed/knitted/crocheted, of cotton	-	-	296	100
63051011	Sacks and bags, of a kind used for the packing of goods, new, of jute	-	-	49.472	35.904
63053210	Man-made textile materials, flexible intermediate bulkcontainers, nonwoven	146.237	55.122	146.237	55.122
63053290	Man-made textile materials, flexible intermediate bulkcontainers, woven	96.640	22.060	203.689	52.011
63053390	Other sacks & bags, use for packing of good, of polyethylene or polypropylene strip, not knitted/crocheted, of woven of strip	-	-	166.675	60.206
63062200	Tents of synthetic fibres	105.975	53.051	332.425	158.609
63072000	Life-jackets & life-belts	1.157	94	2.235	277
63079040	Surgical masks	-	-	6.264	2.512
63079061	Safety harnesses safety suitable for industrial use	-	-	1.646	373
63079090	Oth made up articles excl umbrella covers/surgical masks/safety harnesses/fans & hand screens/laces shoes, boots, corsets	-	-	157	5
64019990	Oth waterproof footwear w/outer soles plastic by stitching, riveting, nailing screwing, plugging or similar processes.	-	-	468	106
64039990	Oth of riding boots without outer soles of leather not covering the ankle	-	-	143	41
64051000	Oth footwear, with uppers of leather/composition leather	4.122	700	4.122	700
64052000	Oth footwear, with uppers of textiles	-	-	137	25
64059000	Oth footwear, with upper of ith leather/composition leather/textiles	2.741	412	2.741	412

HS	Uraian Komoditi	Triwulan IV/2021		Kumulatif	
		Nilai CIF (US \$)	Berat (kg)	Nilai CIF (US \$)	Berat (kg)
(1)	(2)	(3)	(4)	(5)	(6)
64069091	Oth parts of footwear of oth materials for gaiters/leggings and similar articles and parts thereof	-	-	3.497	115
64069099	Oth parts of footwear of oth materials not for gaiters/leggings/and similar articles and parts thereof	-	-	1.007	137
65050090	Oth hats&oth headgear,not for hair-nets/religious purposes,knitted/crochet	-	-	351	80
65061020	Industrial safety & firefighters helmets, excl steel helmetwhether/not lined/trimmed	-	-	1.603	364
65061090	Oth safety headgear, not for motocyclist/industrial/firefighters/steel helmets/water polo	-	-	240	28
66011000	Garden/similar umbrellas	4.610	2.291	8.883	4.126
68029110	Oth article monumental/building of marble	17.709	26.500	57.913	100.892
68029190	Oth article monumental/building of travertine & alabaster	-	-	8.238	16.114
68029390	Oth article monumental/building oth of granite	-	-	2.498	4.886
68041000	Millstones&grindstones for millng,grinding/pulping grinding&pulping	-	-	661	24
68042100	Other millstones,grindstones,grinding wheels&the like ofagglomerated synt/natural diamond	-	-	6.961	1.035
68042200	Other millstones,grindstones,grinding wheels&the like otheragglomerated abrasv/cramc for grinding wheel&the like	37.736	19.567	72.514	34.966
68042300	Other millstones,grindstones,grinding wheels&the like ofnatural stone for grinding wheel&the like	-	-	7	4
68043000	Hand sharpening/polishing stones	-	-	2	1
68051000	Natural/artificial abrasive powder/grain on a base of woventextile fabric only	-	-	52	2

HS	Uraian Komoditi	Triwulan IV/2021		Kumulatif	
		Nilai CIF (US \$)	Berat (kg)	Nilai CIF (US \$)	Berat (kg)
(1)	(2)	(3)	(4)	(5)	(6)
68052000	Natural/artificial abrasive powder/grain on a base of paper/paperboard	-	-	2.614	907
68053000	Natural/artificial abrasive powder/grain on a base of oth materials	1.326	123	7.236	3.102
68061000	Slag wool, rock wool & similar mineral wools in bulk/sheets/rolls	-	-	10.824	1.453
68069000	Mixture & article of heat/sound insulating/sound absorb mineral waters	10.902	3.264	32.181	3.955
68071000	Articles of asphalt/of similar material in rolls	2.985	1.098	4.623	3.798
68101990	Flagstones, reinforced or not	-	-	1.517	3.108
68109100	Prefabricated structural components for building or civil engineering	-	-	5.280	579
68114010	Corrugated sheets containing asbestos	8.574	2.458	31.441	22.918
68114022	Other sheets, panels, tiles & similar articles for roofing facing/partitioning containing asbestos	-	-	144	49
68114030	Tubes or pipes containing asbestos	21.105	1.020	21.105	1.020
68114090	Oth articles of asbestos cement	266	190	266	190
68129990	Oth fabricat asbes fibres of oth croci, not fabricate/floor/wall tiles	-	-	5.692	773
68132010	Brake lining & pad of friction material & articles, containing asbestos	-	-	9.316	1.021
68132090	Oth thn brake lining & pad of friction material & article, containing asbestos	7.004	360	10.343	468
68138900	Oth thn brake lining & pad of friction material & article, not containing asbestos	-	-	5.126	186
68149000	Oths worked mica & articles of mica	1.894	265	1.894	265
69021000	Goods of siliceous cont by weight, singly/together Mg, Ca, Cr > 50%	1.615.702	1.412.312	6.706.853	7.310.227
69022000	Goods of siliceous cont by weight, singly/together alumina, silika, or mixture > 50%	175.966	222.013	645.621	827.814
69029000	Goods of siliceous cont by weight, of oth metals compound	199.775	300.000	599.909	2.633.900
69072191	Paving, wall tiles, unglaze, large	2.084.213	9.657.977	8.844.922	42.794.553

HS	Uraian Komoditi	Triwulan IV/2021		Kumulatif	
		Nilai CIF (US \$)	Berat (kg)	Nilai CIF (US \$)	Berat (kg)
(1)	(2)	(3)	(4)	(5)	(6)
	surface area capablesquare side>7 cm water absorption coeff by weight<= 0.5 %				
69072193	Paving,wall tiles,glaze ,large surface area capablesquare side>7cm water absorption coeff by weight<= 0.5 %	523.082	2.465.502	1.243.836	5.908.728
69072293	Pving,wall tiles,glaze , largst surfce area capable square side>7cm of waterabsorp 0.5%<coeff weight<=10%	30.231	188.448	75.179	426.424
69101000	Ceramic sinks,wash basins,wash basin of porcelain/china	24.626	15.346	37.337	31.358
70052990	Oth non-wired glass,not colored,optically worked	302.352	766.612	1.035.416	3.112.077
70099100	Glass mirros, unframed	15.830	21.526	28.088	43.138
70109010	Carboys & demijohns	7.347	14.378	59.797	93.988
70171010	Quartz reactor tubes&holders glass,for production of semiconductor wafers	339	105	339	105
70172000	Laboratory,hygienic/pharmaceutical w/coef< 5x106/kelvin,0-3000c	122	56	3.474	945
70179000	Laboratry,hygienic/pharmaceutical glasswre,nor fused quartz/fused silica	-	-	1.124	479
70182000	Glass microspheres<=1 mm in diameter	-	-	485	1.000
70193200	Thin sheets (voiles) of glass fibres	2.200	1	2.200	1
70195900	Oth woven fabric,of a width > 30 cm	1.103	2.125	1.103	2.125
70199010	Glass fibres (including glass wool)	1.574	474	1.574	474
70199090	Other article of glass fibres	33.737	7.084	45.060	9.201
72027000	Ferro alloy molybdenum	2.152.001	80.000	15.501.005	844.869
72051000	Pig iron, spiegeleisen, iron or steel of granules	-	-	24.019	102.000
72084000	Iron/non-alloy steel not in coils,until hot-rolled,>=600mmwith patterns in relief	200.296	211.000	271.452	293.038
72085100	Iron/non-alloy steel not in coils,until hot-rolled,>=600mmwith patterns in relief of a thickness > 10 mm	7.673	2.295	140.582	202.671

HS	Uraian Komoditi	Triwulan IV/2021		Kumulatif	
		Nilai CIF (US \$)	Berat (kg)	Nilai CIF (US \$)	Berat (kg)
(1)	(2)	(3)	(4)	(5)	(6)
72085200	Iron/non-alloy steel not in coils,until hot-rolled,>=600mmwith patterns in relief >=4.75 mm thicknes<10 mm	-	-	586.443	645.000
72104999	Oth than iron/non-alloy steel,width>=600 mm,coated zinc byiron zinc method,weight<0.04%carbon&>1.2 mm	29.724	20.804	59.298	45.861
72107099	No painted,varnished/coated with plastics,containing weight<0.6 % carbon & thickness >1.5 mm	18.566	66.468	18.566	66.468
72109090	No painted,varnished/coated with plastics,containing weight<0.6 % carbon & thickness >1.5 mm	-	-	3.359	241
72111919	Oth than coils for re-rolling,Iron/non alloy steel,width>=150mm width<600mm,thickness<=4.75mm, weight<0.6%carbon	488	161	488	161
72122090	Flat-rolled iron/non-alloy steel,coated electrolytically zinc,weight<0.6% carbon,thickness>1.5mm	-	-	71.057	8.392
72123090	Oth than flat-rolled iron/non-alloy steel,coated zinc,weight>0.04 % carbon	-	-	3.071	3.874
72126099	Oth than flat-rolled iron/non-alloy steel,clad,weight>0.6%&hoop and strip	-	-	8.518	318
72141019	Bars&rods iron/non-alloy steel, hot-rolled,twisted after rolling, forged&weight<0.6%,not circular cross-section	-	-	6.160	6.084
72141029	Bars&rods iron/non-alloy steel, hot-rolled,twisted after rolling, forged&weight>0.6%,not circular cross-section	-	-	624	66
72142039	Containing indentations,ribs,grooves,twisted after rolling,weight<0.6%carbon,cross-section, not used rebars	-	-	5.539	214
72162190	Angles,shapes§ iron/non-alloy steel,L sect,not furtherwork than hot-rolled/extrude,height<80 mm,weight>0.6%carbon	75.144	80.201	100.415	109.553

HS	Uraian Komoditi	Triwulan IV/2021		Kumulatif	
		Nilai CIF (US \$)	Berat (kg)	Nilai CIF (US \$)	Berat (kg)
(1)	(2)	(3)	(4)	(5)	(6)
72163190	Angles,shapes§ iron/non-alloy steel,U sect,not further work than hot-roll/extrude,height<80 mm,weight<=0.6%carbon	47.802	14.392	189.934	184.214
72163210	Angles,shapes§ iron/non-alloy steel,l sect,not furtherwork than hot-roll/extrude,thickness<=5mm	8.891	3.133	15.972	13.573
72163290	Angles,shapes§ iron/non-alloy steel,l sect,not furtherwork than hot-roll/extrude,thickness>=5mm	274.720	163.510	358.290	250.181
72163319	Angles,shapes§ iron/non-alloy steel,H sect,not furtherwork than hot-roll/extrude,carbon<0.6%,thickness flange>=web	108.715	32.731	108.715	32.731
72163390	Angles,shapes§ iron/non-alloy steel,H sect,not furtherwork than hot-roll/extrude,carbon>0.6%,thickness flange>=web	126.819	71.615	188.798	122.793
72165099	Angle,shape§ iron/non-alloy steel,not further work thanhot-roll/extrude,height>80mm&weight<=0.6%carbon	188	57	10.472	12.409
72169110	Angle,oth than slotted angles,further work than cold finish,from flat-rolled product,weight>=0.6%carbon	1.103	364	1.103	364
72169190	Angle,oth than slotted angles,further work than cold finish,from flat-rolled product,weight<=0.6%carbon	-	-	183.623	217.198
72169900	Angle,oth than slotted angles,further work than hot finish,from flat-rolled product	-	-	22.312	10.854
72171033	Wire iron/non-alloy steel,wire of a kind used for makingstrands for prestressing concrete	-	-	41	12
72171039	Oth than wire iron/non-alloy steel,wire of a kind used formaking strands for prestressing concrete	-	-	1.631	1.039
72172099	Wire iron/non-alloy steel,steel core wire kind use forsteel unreinforced aluminium conductor weight<=0.45%carbon	34.585	14.780	99.593	19.181
72179090	Oth than wire iron/non-alloy steel,weight>0.25%carbon	1.190	319	1.190	319

HS	Uraian Komoditi	Triwulan IV/2021		Kumulatif	
		Nilai CIF (US \$)	Berat (kg)	Nilai CIF (US \$)	Berat (kg)
(1)	(2)	(3)	(4)	(5)	(6)
72193100	Flat-rolled product stainless steel,width>=600mm,unfurtherwork than cold-rolled,thickness>=4.75mm	-	-	83.013	40.000
72193500	Flat-rolled product stainless steel,width>=600mm,unfurtherwork than cold-rolled,thickness<0.5mm	372.681	113.130	372.681	113.130
72209090	Oth than flat roll product stainless,width<600 mm,unfurtherthan hot/cold roll,thick<4.75 mm,hoop&strip,width>400mm	-	-	1.074	253
72222010	Bar&rod,stainless steel,angle,shape§ unfurther workcold roll,circular cross section	-	-	120.108	51.009
72223090	Oth tha bar&rod,unfurther work than hot/cold,circular crosssection	4.281	800	4.281	800
72224090	Bar&rod,stainless steel,angle,shape§ unfurther workcold roll,circular cross section	303.099	92.196	303.099	92.196
72230090	Wire of stainless steel,cross-section<=3mm	110	20	110	20
72269999	Flat-rolled products not high speed&silicon-elect steel,further work than,hoop&strip,width>400mm,not coated zinc	-	-	2.926	155
72287090	Oth bar&rod oth alloy steel;angle,shape§ unfurther workhot roll	24.275	27.760	24.275	27.760
73012000	Welded angles, shapes and sections of iron or steel	-	-	1.817	1.680
73021000	Rails for railway/tramway track construction material ofiron/steel	19.809	21.320	1.062.838	1.427.502
73029090	Chairs, chair wedges, rail chips, bedplates, ties forrailway/tramway track construction material of iron/steel	1.962	92	8.829	344
73030019	Tubes and pipes with hub, of cast iron	-	-	3.850	135
73030099	Hollow profiles, of cast iron with external diameter exceeding 100 mm	88.508	31.430	122.698	57.111
73041900	Line pipe used for oil/gas pipelines oth of stainless steel	-	-	310	11.697
73043110	Drillrod casing and tubing with pin and box threads, cold-drawn/rolled (cold reduced)	48.134	16.605	48.134	16.605

HS	Uraian Komoditi	Triwulan IV/2021		Kumulatif	
		Nilai CIF (US \$)	Berat (kg)	Nilai CIF (US \$)	Berat (kg)
(1)	(2)	(3)	(4)	(5)	(6)
73043190	Circular cross-section,iron/non-alloy steel,diameter>=140mm & carbon weight >=0.45%, cold-drawn/rolled (cold reduced)	-	-	6.829	5.320
73043990	Circular cross-section,iron/non-alloy steel,diameter>=140mm&carbon >=0.45%, not cold-drawn/cold-rolled (cold-reduced)	-	-	2.604	1.508
73044100	Cold-drawn or cold-rolled (cold-reduced), other of circularcross-section, of stainless steel	-	-	4.873	1.576
73049090	Oth tubes/pipes/hollow profiles,seamless steel, diameter >= 140 mm & carbon weight >= 0.45%	-	-	1.315	9.112
73051290	Line pipe of a kind used for oil or gas pipelines:longitudinally welded,not elect resist welded	-	-	3.156	2.980
73053990	Oth Stainless steel pipes & tubes high-pressure pipe capable of withstanding a pressure of not less than 42,000 psi	-	-	17.042	25.124
73063091	Pipe to heater pipe for elemnt elect flat,extn dia<=12mm,w/intern dia>=12.5mm,extn dia<140mm&contain weight<0.45%	-	-	14.744	6.776
73063099	Oth pipe to heater pipe,elemnt elect flat,w/extn dia<=12mm,w/intrnl dia>=12.5 mm,extrnl dia<140mm &contain weight<0.45%	-	-	65.478	76.427
73064019	Welded of circular cross-sect,stainless steel,boiler tubestubes with an extn diameter > 12.5 mm	15.778	4.423	15.778	4.423
73064090	Oth Boiler tubes,stainless steel pipe&tube,w/extrnl diamtr>105mm,contain weight 30% nickel,w/extrnl dia>=10mm	27.925	1.434	28.654	1.456
73066190	Hollow profiles of iron/steel,welded with an externaldiagonal >=12.5 mm	170.609	51.366	209.132	92.825
73069099	Other high presure pipes	87.336	27.664	88.295	27.766
73071190	Other hubless tube or pipe fittingshubless tube or pipe fittings	-	-	1.385	1.270
73071900	Other cast fittings of non-malleable cast iron	164	59	5.025	707
73072190	Other flanges, having an internal diameter of < 15 cm	18.023	6.512	19.948	7.722

HS	Uraian Komoditi	Triwulan IV/2021		Kumulatif	
		Nilai CIF (US \$)	Berat (kg)	Nilai CIF (US \$)	Berat (kg)
(1)	(2)	(3)	(4)	(5)	(6)
73072290	Other threaded elbows, bends and sleeves, having an internal diameter of less than 15 cm	-	-	210	8
73072910	Oth Flanges Having an internal diameter of less than 15 cm	722	102	1.203	149
73072990	Oth stainless steel oth than flanges,butt welding,threaded elbow,bend & sleeve of iron/steel>=15cm	96.783	17.731	263.612	23.137
73079110	Oth tube or pipe fittings flanges,internal diameter<15cm	-	-	4.253	4.000
73079190	Oth tube or pipe fittings flanges,internal diameter>=15cm	5.568	1.732	5.590	1.735
73079290	Oth tube/pipe fittings threaded elbows,bends&sleeves,internal diameter>=15cm	2.724	986	2.760	987
73079990	Oth tube/pipe fittings,not butt welding fittings/flanges/elbows,bends,sleeve internal diameter>=15cm	11.469	1.330	16.963	1.843
73082019	Other towers of iron or steel	27.240	8.983	27.240	8.983
73082029	Other lattice masts of iron or steel	-	-	61.118	43.975
73084090	Other equipment for scaffolding, shuttering, propping or pit propping	2.480	116	102.881	46.046
73089040	Oth corrugated and curved galvanised plates or sheets prepared for use in conduits, culverts or tunnels	-	-	67.757	67.816
73089099	Other guardrails of iron or steel	315.718	412.294	552.102	617.766
73090099	Other not lined or heat-insulated	815.994	245.673	816.051	245.689
73101099	Other tank,cask,drum,can,boxe&similar,capacity>50L<=300L,not tinplate,steel casting,forging/stamping in rough state	1.412	222	15.730	4.322
73102110	Cans which are to be closed by soldering or crimping,of capacity <1L	152.078	22.760	262.109	41.669
73102999	Other not casting, forging or stamping, in the rough statecapacity >1L<50L,of tinplate	-	-	141	19
73110027	Oth containers for compressed/liquefied gas,seamless steel cylinders,capacity>30L<110L	700	2.829	1.546	3.329

HS	Uraian Komoditi	Triwulan IV/2021		Kumulatif	
		Nilai CIF (US \$)	Berat (kg)	Nilai CIF (US \$)	Berat (kg)
(1)	(2)	(3)	(4)	(5)	(6)
73110092	Other Containers for compressed or liquefied gas, of iron or steel with capacity > 7,3L &< 30L	2.078	626	2.078	626
73110099	Other Containers for compressed or liquefied gas, of iron or steel with capacity > 110L	18.070	5.558	21.902	6.662
73121010	Standed wire,ropes & cables for locked coil,flattened strands&non rotating wire rope	104	31	50.564	22.891
73121099	Other stranded wire, rope and cables not prestresed concrete strand wire	180	8	23.861	8.156
73129000	Other stranded wire, rope and cables with stranded wire of diameter of>3 mm	-	-	13.285	4.837
73141200	Woven cloth with endless bands formachinery, of stainless steel	-	-	1.389	231
73141400	Other woven cloth, of stainless steel	3.671	388	27.320	7.273
73141990	Other endless bands for machinery oth than of not stainless steel	-	-	3.596	1.030
73143900	Oth grill, netting and fencing,welded at the intersection	-	-	1.135	57
73144900	Oth cloth, grill, netting and fencing	-	-	2.237	575
73145000	Expanded metal	8.016	2.413	24.870	10.158
73151199	Other roller chain, transmission type of a pitch length > 32 mm	3.192	164	22.930	2.999
73151290	Other chain, not bicycle or motorcycle chain	-	-	619	16
73151990	Other part of bicycles of motorcycle chain	-	-	89.337	2.872
73158200	Other, welded link	-	-	729	17
73158990	Other chain not formotorcycles and bicycles	-	-	405	305
73160000	Anchors, grapnels and parts thereof, of iron or steel.	24.653	1.138	89.928	4.208
73170090	Other wires,staples,dog spikes for sleepes;gang nails of iron or steel	-	-	38.819	13.796
73181290	Other threaded articles other wood screws	5.137	255	6.904	330
73181410	Self-tapping screws, having a shank of an external diameter not exceeding 16 mm	-	-	22.622	7.261
73181510	Other screws and bolts, whether or	-	-	32.320	17.293

HS	Uraian Komoditi	Triwulan IV/2021		Kumulatif	
		Nilai CIF (US \$)	Berat (kg)	Nilai CIF (US \$)	Berat (kg)
(1)	(2)	(3)	(4)	(5)	(6)
	not with their nuts , or washers having a shank of an external diameter <= 16 mm				
73181590	Other screws and bolts, whether or not with their nuts or washers, having a shank of an external diameter > 16 mm	64.598	3.004	151.712	12.259
73181610	Nuts for bolts having a shank of an external diameter not exceeding 16 mm	-	-	149	25
73181690	Other nuts for bolts having a shank of an external diameter not exceeding 16 mm	213.491	3.536	217.106	5.526
73181990	Other treaded articles having a shank of an external diameter > 16 mm	20.681	1.274	72.996	10.019
73182100	Non-threaded articles, spring washers & other lock washers	-	-	211	29
73182200	Non-threaded articles, other washers	17.702	665	53.670	2.064
73182390	Other rivets	-	-	6.073	196
73182400	Cotters and cotter-pin	70.914	1.180	100.345	1.919
73182990	Other non articles, having a shank of an external diameter > 16 mm	6.983	1.352	20.456	4.745
73194020	Other pins	-	-	79	4
73202019	Helical spring,suitable for use on motor vehicle/machinery of head 84.29/84.30 not for motor vhcl/earth-moving machine	-	-	12.288	446
73202090	Other helical spring,suitable for use on motor vhcl/machineof head 84.29/84.30 not for motor vhcl/earth-moving machine	122.973	2.803	126.764	2.922
73209090	Other suitable not for use on motor vehicles	-	-	14.354	553
73239110	Kitchenware of cast iron, not enamelled	5.040	10.320	5.223	10.419
73251090	Oth cast articl iron/steel,no malleable cast iron,unmanholecover,gratings&frame therefor/spout&cup for latex collect	-	-	148.720	66.140
73259100	Grinding balls and similar articles for mills not of non-malleable cast iron	-	-	400.806	363.000

HS	Uraian Komoditi	Triwulan IV/2021		Kumulatif	
		Nilai CIF (US \$)	Berat (kg)	Nilai CIF (US \$)	Berat (kg)
(1)	(2)	(3)	(4)	(5)	(6)
73259990	Other manhole covers, gratings and frames there for not of non-malleable cast iron	3.568	2.140	11.515	4.864
73261900	Other Grinding balls and similar articles for mills, forged or stamped, but not further worked	-	-	4.565	2.126
73262090	Articles of iron or steel wire not poultry cages & the like or rat traps	3.051	3.097	59.317	5.914
73269030	Stainless steel clamp assemblies with rubber sleeves used for hubless cast iron pipes and pipe fittings	119.356	53.407	125.202	56.946
73269099	Cigarette cases and boxes, not of iron or steel	278.005	49.600	355.238	74.962
74010000	Copper mattes; cement copper (precipitated copper).	-	-	29.538	1.085
74081190	Copper wire of refined copper, which the maximum cross-sectional dimension does exceed 14 mm	16.667	421	16.667	421
74091900	Other copper plates, sheets and strip, of a thickness > 0.15 mm of refined copper	-	-	52.911	15.150
74099000	Other copper plates, sheets and strip, of a thickness > 0.15 mm of copper alloys	-	-	500	97
74111000	Copper tubes & pipes of refined copper	-	-	1.015	291
74112100	Copper tubes & pipes of copper alloys with copper-zinc base alloys (brass)	-	-	5.694	99
74112900	Other copper tubes and pipes	-	-	135.769	54.082
74121000	Copper tube or pipe fittings of refined copper	-	-	1.015	138
74122099	Other of of copper alloys, copper tube or pipe fittings not of copper-zinc base alloys (brass)	-	-	597	497
74153900	Other threaded articles, not screws, bolts and nuts :	822	271	822	271
74199190	Other cast, moulded, stamped / forged but not further worked	-	-	45.824	1.371
74199939	Colth (including endless bands) grill & netting of copper wire not for machinery	-	-	20.113	1.700
74199991	Electroplating anodes; capacity measures (other than for domestic use)	-	-	5.974	981

HS	Uraian Komoditi	Triwulan IV/2021		Kumulatif	
		Nilai CIF (US \$)	Berat (kg)	Nilai CIF (US \$)	Berat (kg)
(1)	(2)	(3)	(4)	(5)	(6)
74199999	Other articles of non copper	933	114	11.695	1.684
75021000	Nickel, not alloyed	3.854.420	203.065	3.854.420	203.065
76012000	Aluminium alloys, unwrought aluminium	394.669	225.525	394.669	225.525
76041090	Profiles of aluminium, alloyed	-	-	323.491	220.830
76061190	Oth aluminium plates, sheets & strip of plain/figured by rolling of thickness > 0.2 mm	103.481	108.930	1.036.138	876.680
76061220	Aluminium plates, not sensitised, of a kind used in the printing industry	570	9	3.406	104
76061290	Oth non aluminium alloys plain/figured by rolling/pressing but not surface treated	768.191	312.100	2.209.669	1.039.058
76072090	Aluminium foil not for thermal insulation, backed	125	41	125	41
76082000	Aluminium tubes and pipes of aluminium alloys	8.774	2.892	8.784	2.895
76090000	Aluminium tube or pipe fittings (for example, couplings, elbows, sleeves)	1.027	339	1.087	356
76101010	Aluminium structure for doors & their frames and thresholds for doors	28.146	30.358	62.726	57.468
76101090	Aluminium structure for windows & their frames & thresholds for doors	3.141	80	3.298	101
76109099	Oth aluminium structure not for bridges & bridge-sections; towers or lattice masts	538	100	1.959	659
76129010	Aluminium casks, drums, cans, boxes and seamless containers for fresh milk	-	-	19.533	6.421
76129090	Other aluminium casks, drums, cans, boxes & containers for any material	-	-	261	5
76141090	Stranded wire, plaited bands and the like, of aluminium, not electrically insulated, With steel core	-	-	28.048	10.325
76149090	Without steel core	-	-	3.489	850
76151090	Tableware, kitchenware or Other household articles and parts thereof of aluminium	6.381	9.660	35.827	49.563
76161090	tacks, screws, screw hooks, rivets, cotters, cotter-pins, washers and similar articles :of aluminium	-	-	5.527	742
76169990	Other articles of aluminium	36.828	6.962	117.068	22.053

HS	Uraian Komoditi	Triwulan IV/2021		Kumulatif	
		Nilai CIF (US \$)	Berat (kg)	Nilai CIF (US \$)	Berat (kg)
(1)	(2)	(3)	(4)	(5)	(6)
78042000	Lead Powders and flakes	-	-	14.969	100.000
79040000	Zinc bars, rods, profiles and wire	-	-	1.402	318
79070099	Other articles undefined of zinc	-	-	50.948	29.594
80030010	Tin bar for Soldering	-	-	170	23
81019990	Other articles undefined of Tungsten (wolfram)	262	31	262	31
81041100	Unwrought magnesium contain >= 99.8 % by weight of magnesium	-	-	5	8
81122900	Other Chromium and articles thereof	-	-	401	15
82011000	hand tools Spades and shovels	-	-	106	52
82021000	Hand saws	7.845	3.572	15.944	6.916
82023100	Circular saw blades with working part of steel	2.310	1.047	2.415	1.107
82023900	Other circular saw blades including parts	297	24	3.630	1.006
82024000	Chain saw blades	200	626	200	626
82029100	Straight saw blades, for working metal	-	-	5.176	1.494
82029910	Straight saw blades, for working Other than metal	-	-	2.193	207
82029990	Saw blades parts	-	-	3.797	213
82031000	Files, rasps and similar tools	-	-	1.610	717
82032000	Pliers (including cutting pliers), pincers, tweezers and similar tools	16.332	4.010	25.138	6.240
82033000	Metal cutting shears and similar tools	5.828	1.946	6.257	2.131
82034000	Pipe-cutters, bolt croppers, perforating punches, & similar tools	-	-	129	10
82041100	Hand operated spanners and wrenches non adjustable	23.592	10.126	26.219	10.909
82041200	Hand operated spanners and wrenches adjustable	3.082	1.339	10.710	5.053
82042000	Interchangeable spanner sockets, with or without handles	-	-	8.574	1.846
82051000	Drilling, threading or tapping tools, hand operated	-	-	4.803	3.095

HS	Uraian Komoditi	Triwulan IV/2021		Kumulatif	
		Nilai CIF (US \$)	Berat (kg)	Nilai CIF (US \$)	Berat (kg)
(1)	(2)	(3)	(4)	(5)	(6)
82052000	Hammers and sledge hammers	438	114	3.451	1.176
82053000	Planes, chisels, gouges & similar cutting tools for working wood	-	-	178	9
82054000	Screwdrivers	4.176	1.890	4.399	1.925
82055100	Other hand tools for household tools (excluding glaziers' diamonds), other than parts of machine	93	125	107	128
82055900	Glaziers' diamonds	4.957	1.766	83.631	23.602
82056000	Blow lamps	-	-	15	4
82057000	Vices, clamps and the like	-	-	2.350	778
82059000	Other hand tools, including sets of articles of two or more of this heading	18	3	956	106
82060000	Tools of two/ more of the headings 82.02 to 82.05 put up in sets for retail sale	-	-	848	131
82071900	Rock drilling/ earth boring tools, without working part of cermets, Interchangeable tools for hand tools	374	18	51.333	16.994
82072000	Dies for drawing or extruding metal, Interchangeable tools for hand tools	6.200	19.411	9.657	25.267
82073000	Tools for pressing, stamping or punching, Interchangeable tools for hand tools	170.976	3.599	171.516	4.074
82074000	Tools for tapping or threading, Interchangeable tools for hand tools	477	81	1.087	131
82075000	Tools for drilling, other than for rock drilling, Interchangeable tools for hand tools	2.431	242	3.816	365
82076000	Tools for boring or broaching, Interchangeable tools for hand tools	-	-	319	43
82077000	Tools for milling, Interchangeable tools for hand tools	-	-	335	46
82078000	Tools for turning, Interchangeable tools for hand tools	-	-	298	190
82079000	Screw driving, interchangeable tools	105	1	7.758	639
82081000	Knives and cutting blades for metal working for machine or mechanical appliance	215	40	31.412	989
82084000	Knives & cutting blades for agricultural, horticultural or forestry	1.909	212	100.171	12.731

HS	Uraian Komoditi	Triwulan IV/2021		Kumulatif	
		Nilai CIF (US \$)	Berat (kg)	Nilai CIF (US \$)	Berat (kg)
(1)	(2)	(3)	(4)	(5)	(6)
	machines				
82089000	Other knives and cutting blades for mechanical appliances or machine	3.305	380	5.308	506
82119299	Flick knives/ spring knives; hunting knives, diving knives and scouts' knives; penknives, with blades<15 cm length	-	-	31	9
82119500	Knife handles of base metal	584	472	584	472
82130000	Scissors, tailors' shears and similar shears, and blades there for	279	51	279	51
82141000	Paper knives, letter openers, erasing knives, pencil sharpeners and blades therefor	-	-	70	9
82149000	Other articles of cutlery (example, hair clippers, butchers' or kitchen cleavers, choppers and mincing knives)	-	-	15	9
83011000	Padlocks (key, combination/ electrically operated), of base metal	377	10	14.647	5.454
83014020	Door locks of base metal	-	-	2.390	128
83014090	Other padlocks and locks of base metal	-	-	449	23
83021000	Hinges of base metal	7.304	120	61.098	1.748
83022010	Castors with mounting of base metal, a diameter , 100 mm < diameter <= 250 mm (including tyres)	1.062	122	3.905	819
83022090	Castors with mounting of base metal, a diameter< 100 mm (including tyres)	1.349	155	2.761	542
83024139	Bolts; hooks and eyes; staples of base metal, a kind suitable for building	6.171	170	15.759	603
83024190	Other mounting, fittings, and similar article of base metal, a kind suitable for building	4.178	741	6.395	777
83024999	Base metal fittings and similar articles of a kind suitable for trunks, chests, caskets or the like	-	-	1.386	65
83030000	Armoured/reinforced safes, strong-boxes & doors, safe deposit lockers for strong-rooms, cash or deed boxes of base metal.	-	-	6.672	220
83040091	Office/desk equip of aluminium (paper trays, paper rests, pen	-	-	157	3

HS	Uraian Komoditi	Triwulan IV/2021		Kumulatif	
		Nilai CIF (US \$)	Berat (kg)	Nilai CIF (US \$)	Berat (kg)
(1)	(2)	(3)	(4)	(5)	(6)
	trays,office-stamp) oth than office furniture of head 94.03.				
83071000	Flexible tubing of base metal, with or without fittings of iron or steel	102.221	57.664	300.933	101.239
83079000	Flexible tubing of base metal, with or without fittings of other base metal	569	89	569	89
83081000	Hooks,eyes,eyelets of base metal used for clothing/clothingacc, footwear, jewellery, watches, books, awnings, leather	27.739	2.237	28.287	2.257
83099070	Other caps for cans of base metal	67.105	7.928	110.752	14.030
83099089	Bungs for metal drums; bung covers; seals; case corner protectors of aluminium	-	-	1.033	283
83099099	Other packing accessorie of base metal	2.681	480	2.681	480
83100000	Sign-plates, name-plates, address-plates and similar plates,numbers,letters,other symbols of base metal,excl head 94.05	-	-	2.414	62
83111010	Coated electrodes of base metal,for electricarc-welding in rolls	-	-	1.673	2.000
83111090	Coated electrodes of base metal, for electric arc-welding in a forms oth than rolls	12.319	12.730	95.800	76.787
83112021	Cored wire of alloy steel, by weight, contain>=4.5 % carbonand >=20 % chrom ,for electric arc-welding in rolls	804	800	804	800
83112029	Cored wire of alloy steel, by weight, contain>=4.5 % carbonand >=20 % chrom,for electric arc-welding, in rods	-	-	91	26
83112090	Cored wire made of base metal other than alloy steel , for electric arc-welding	-	-	97.116	27.225
83113029	Cored wire of alloy steel,by weight, contain>=4.5 % C and >=20 % Cr ,for soldering,brazing, welding by flame, in rods	638	600	3.120	1.400
83113099	Coated rods and cored wire, of base metal, for soldering, brazing or welding by flame in rods	-	-	2.316	2.081

HS	Uraian Komoditi	Triwulan IV/2021		Kumulatif	
		Nilai CIF (US \$)	Berat (kg)	Nilai CIF (US \$)	Berat (kg)
(1)	(2)	(3)	(4)	(5)	(6)
83119000	Wire and rods, of agglomerated base metal powder, used for metal spraying	-	-	83.703	26.094
84021211	Watertube boilers,with a 15 ton/hour<steam production<= 45ton/hour, electric operated, oth than central heating hotwater	-	-	657.987	303.526
84021219	Watertube boilers with a steam production <15 ton/ hour , electric operated, oth than central heating hotwater	25.350	2.754	25.350	2.754
84022010	Super-heated water boilers, electric operated, oth than central heating hotwater	-	-	337.100	103.016
84029090	Parts for Steam/other vapour generating boilers,oth than boiler bodies, shells or casings	1.169	137	1.151.377	114.058
84031000	Boilers for central heating boilers, other than those of heading 84.02.	-	-	114	33
84049090	Part for use condensers/ Auxiliary plant (subheadings 8404.20.00)	-	-	32.496	1.630
84051000	Producer gas or water gas generators, with/out purifiers; acetylene gas generators and similar water process gas	-	-	59.417	48.356
84068290	Steam and other vapour Turbines, output > 5 MW but <40 MW,for other than for marine propulsion	349.011	44.750	349.011	44.750
84069000	Part steam and other vapour turbines	94.481	8.897	520.729	24.983
84079090	Oth Spark-ignition reciprocating/rotary internal combustionpiston engines, of a power > 22.38 kW	-	-	9.741	755
84081030	Diesel or semi-diesel engines ,a power 100< kW <=750 for marine propulsion	285.643	14.282	285.643	14.282
84082010	Fully assembled , Diesel/ semi-diesel engines for vechiles of subheading 8701.10	-	-	3.686	501
84089091	Diesel or semi-diesel engines, power<100 kw, used of head84.29 or 84.30 (example bulldozer,pile-driver,excavator)	405	124	405	124
84099112	Cylinder blocks,crank cases of gasoline engines for heading 84.29 or	63	18	63	18

HS	Uraian Komoditi	Triwulan IV/2021		Kumulatif	
		Nilai CIF (US \$)	Berat (kg)	Nilai CIF (US \$)	Berat (kg)
(1)	(2)	(3)	(4)	(5)	(6)
	84.30 (example; excavators, pile driver)				
84099917	Piston, with an internal diameter >155 mm, for diesel engines of machinery of heading 84.29 or 84.30	-	-	889	29
84101100	Hydraulic turbines & water wheels of a power <= 1,000 kW	-	-	158.700	22.700
84101200	Hydraulic turbines & water wheels of 1,000 KW < a power <= 10,000 kW	-	-	1.528.131	74.974
84109000	Parts of hydraulic turbines, water wheels, and regulators	-	-	118.815	24.045
84119900	Part of other gas turbines	6.164.942	51.749	6.164.942	51.749
84122100	Hydraulic power engine & motor with linear acting (cylinder)	298	45	9.185	4.595
84122900	Hydraulic power engine & motor with non-linear acting (not cylinder)	-	-	12.318	4.885
84123100	Pneumatic power engine & motor with linear acting (cylinder)	-	-	1.254	233
84129090	Part of hydraulic & pneumatic power engine and motor	-	-	2.040	145
84131100	Pump for dispensing fuel/lubricant, used in filling-station or in garages	496	84	496	84
84131910	Pump fitted with measuring device, electrically operated, excl for dispensing fuel/lubricant in filling-station/garage	2.132	292	5.756	534
84132010	Water pumps	-	-	1.628	466
84132090	Hand pumps, other than water pump and breast pump	196	20	2.215	285
84134000	Concrete pumps	-	-	12.954	3.709
84135031	Water pumps on reciprocating positive displacement, with flow rate <= 8,000 m3/h, electrically operated	-	-	18.610	2.245
84135090	Other reciprocating positive displacement pumps (ex: water pump) with flow rate > 13,000 m3/h	1.940	2.128	3.662	5.271
84136031	Water pumps on rotary positive displacement, with a flow rate <= 8,000 m3/h, electrically operated	-	-	2.533	291
84136090	Other rotary positive displacement pumps (ex: water pump) with flow rate > 13,000 m3/h	107.901	15.669	119.757	18.452

HS	Uraian Komoditi	Triwulan IV/2021		Kumulatif	
		Nilai CIF (US \$)	Berat (kg)	Nilai CIF (US \$)	Berat (kg)
(1)	(2)	(3)	(4)	(5)	(6)
84137011	Single stage water pump for belt drive/direct coupling withinlet diameter <= 200 mm, centrifugal type	-	-	15.588	2.030
84137019	Single stage water pump for belt drive/direct coupling withinlet diameter > 200 mm, centrifugal type	3.827	536	12.179	1.666
84137039	Submersible water pumps with inlet diameter > 200 mm, centrifugal type	1.100	1	20.307	3.520
84137049	Oth water pump with flow rate <= 8,000 m3/h & inlet diameter > 200 mm, whether/not electrically operated, centrifugal type	3.930	489	3.930	489
84137091	Other water pumps with flow rate > 13,000 m3/h & inlet diameter <= 200 mm, centrifugal type	-	-	6.994	1.056
84137099	Other water pumps with flow rate > 13,000 m3/h & inlet diameter > 200 mm, centrifugal type	209.487	32.254	263.630	46.255
84138119	Water pumps with flow rate > 13,000 m3/h, whether/not electrically operated	5.901	1.328	32.514	5.931
84138210	Liquid elevators, electrically operated	-	-	592	170
84139110	Parts of water pumps	1.373	193	4.243	801
84139140	Parts of submersible water pump & oth water pump with flowrate <= & / > 13,000 m3/h & inlet diameter <= / > 200 mm	7.031	816	25.677	2.295
84139190	Part of fuel/lubricating/cooling medium pump, concrete pump, reciprocating/rotary positive displacement water pump	19.647	2.345	72.166	7.074
84141000	Vacuum pumps	1.268.126	19.486	1.268.126	19.486
84142090	Hand or foot operated air pumps other than bicycle pumps	1.575	857	2.006	980
84143090	Compressors used in refrigerating equip, with refrigeration capacity <= 21.10 kW or displacement revolution < 220 cc	18.573	23.187	97.121	112.610
84144000	Air compressors mounted on a wheeled chassis for towing	-	-	9.283	2.212
84145930	Blowers of a capacity <= 125 kW	56.076	15.773	95.222	30.654

HS	Uraian Komoditi	Triwulan IV/2021		Kumulatif	
		Nilai CIF (US \$)	Berat (kg)	Nilai CIF (US \$)	Berat (kg)
(1)	(2)	(3)	(4)	(5)	(6)
84145999	Fans excl: table/floor/wall/similar; blower, with capacity> 125 kW & un-protective screen	44.681	3.441	244.982	51.517
84146099	Hood ventilation not fitted with filter, not for industrial use in horizontal side <= 120 cm	-	-	94	3
84148029	Hood ventilation not fitted with filter, not for industrial use in horizontal side > 120 cm	772	145	772	145
84148049	Compressor excl for refrigerating equip, air, gas in oil drill operation, automotive AC & sealed unit for AC machine	2.178	364	2.703	957
84148050	Air pumps with horizontal side > 120 cm	-	-	3.105	800
84148090	Hoods ventilation with horizontal side > 120 cm	36.373	10.951	69.367	15.353
84149021	Parts of AC machine, refrigerator, electro-mechanical domestic app & electric instantaneous/storage water heater	-	-	22.875	882
84149022	Parts of blowers	-	-	2.760	20
84149029	Parts of table, floor, wall, window, ceiling/roof fans & explosion-proof air fans	622	65	622	65
84149032	Parts of hoods ventilation fitted/not with filter in horizontal side > 120 cm	-	-	478.324	9.492
84149041	Parts of vacuum pumps for electrically operated machines	1.546	217	8.219	1.015
84149091	Part of free piston generator, oil drilling gas/automotive AC/sealed unit AC compressor for electrically operated	200	23	150.161	6.217
84149092	Part of free piston generator, oil drilling gas/automotive AC/sealed unit AC compressor for not electrically operated	20.213	870	20.213	870
84151010	AC machines of cooling capacity <= 26.38kW fixed to window, wall, ceiling/floor, self-contained/split-system	759.477	158.829	4.956.165	968.547
84151090	AC machines of cooling capacity > 26.38kW fixed to window, wall, ceiling/floor, self-contained/split-system	-	-	4.060	1.010

HS	Uraian Komoditi	Triwulan IV/2021		Kumulatif	
		Nilai CIF (US \$)	Berat (kg)	Nilai CIF (US \$)	Berat (kg)
(1)	(2)	(3)	(4)	(5)	(6)
84158291	AC mach of cooling capacity <=26.38kW, incorp refrigeratingunit, used in marine	-	-	36.016	4.661
84158391	AC mach of cooling capacity <= 26.38 kW, not incorporatingrefrigerating unit, used in marine	20.740	1.930	45.681	4.331
84158399	AC mach of cooling capacity > 26.38 kW, not incorporatingrefrigerating unit, used in marine	15.430	1.451	149.131	13.706
84159019	Part of machine used in marine with a cooling capacity <= 21.10 kW	-	-	12.427	1.629
84159025	Part of machine used in other vehicle with air flow rate> 67.96 m3/min & 21.10 kW < cooling capacity <= 26.38 kW	-	-	2.261	2.551
84159049	Part of machine used in other vehicle with air flow rate<= 67.96 m3/min & cooling capacity > 52.75 kW	-	-	2.206	766
84161000	Furnace burners for liquid fuel	-	-	704	605
84163000	Mechanical stokers, including mechanical grates, mechanicalash dischargers and similar appliances	-	-	10.573	1.829
84169000	Part of furnace burner for liquid fuel/pulverised fuel/gas,mechanic stoker incl grate, mechanic ash discharge& similar	190.583	59.765	285.263	78.106
84178000	Furnace & oven including incinerators for laboratory, non-electric	276.595	116.259	368.350	144.090
84179000	Part of industrial or laboratory furnace and oven, includeincinerator, non-electric	242.201	74.305	242.351	74.535
84185011	Display counter,show-case&similar of capacity>200 l, incorprefirgerating equipment, for medical/surgical/laboratory	32.432	221	32.432	221
84185019	Display counter,show-case&similar of capacity>200 l, incorprefirgerating equipment, for storage and display	-	-	15.390	2.730
84186941	Water chillers with refrigeration capacity > 21.10 kW, forair conditioning machines	-	-	270.971	17.241
84186950	Scale ice-maker units	-	-	356.150	40.238

HS	Uraian Komoditi	Triwulan IV/2021		Kumulatif	
		Nilai CIF (US \$)	Berat (kg)	Nilai CIF (US \$)	Berat (kg)
(1)	(2)	(3)	(4)	(5)	(6)
84186990	Refrigerating/freezing equipment, oth than beverage cooler,water chiller for AC or not & scale ice-maker unit	234.659	70.649	281.207	76.895
84189910	Parts of evaporators or condensers	-	-	1.920	2.049
84189990	Parts of refrigerator, freezer & oth refrigerating/freezingequipment, electric or other; heat pump not for AC machines	23.281	2.907	36.123	6.014
84192000	Medical, surgical or laboratory sterilisers	138.000	944	138.954	1.014
84193140	Dryers for agricultural product, electrically operated	280	190	280	190
84193210	Dryers for wood, paper pulp, paper/paperboard, electricallyoperated	-	-	70.800	20.830
84193911	Dryers of machinery for processing material by heating, forthe manufacture of PCB/PWB/PCA, electrically operated	333	56	1.813	126
84193919	Dryer, oth than for agricultural product, wood, paper pulp,paper/paperboard, electrically operated	1.430.257	349.231	1.543.296	397.258
84194010	Distilling or rectifying plant, electrically operated	-	-	1.005.607	135.518
84195010	Cooling towers	180.976	54.487	185.247	55.943
84195091	Heat exchange units, other than cooling tower, electricallyoperated	-	-	68.882	6.010
84195092	Heat exchange units, other than cooling tower, notnot electrically operated	-	-	16.047	3.748
84196010	Machinery for liquefying air/oth gas, electrically operated	96.571	15.900	616.171	25.376
84198110	Machinery, plant & equipment for making hot drinks/cooking/heating food, electrically operated	-	-	108	47
84198913	Machinery for processing material by heating, for themanufacture of PCB/PWB/PCA, electrically operated	25	8	5.031	501
84198919	Machinery, plant & equipment,oth than for making hot drink/cooking/heating food, electrically operated	-	-	465	258

HS	Uraian Komoditi	Triwulan IV/2021		Kumulatif	
		Nilai CIF (US \$)	Berat (kg)	Nilai CIF (US \$)	Berat (kg)
(1)	(2)	(3)	(4)	(5)	(6)
84198920	Machinery, plant & equipment, oth than for making hot drink/cooking/heating food, not electrically operated	86.300	9.700	86.300	9.700
84199019	Parts of mach plant/laboratory for cooking/roasting/drying/steaming/si milar excl for domestic, electrically operated	166.363	43.120	7.179.985	1.891.171
84199029	Parts of mach plant/laboratory for cooking/roasting/drying/steaming/si milar excl for domestic, non-electrically operated	1.318	287	6.164	517
84211990	Centrifuges machinery oth than used for sugar manufacture	7.779	118	22.139	172
84212122	Filtering or purifying machinery and apparatus for water of a capacity > 500 l/h, electrically operated	7.145	1.074	48.283	14.563
84212311	Oil filters of internal combustion engines for machinery of heading 84.29 or 84.30	1.585	399	37.307	4.918
84212319	Petrol filters of internal combustion engines for machinery of heading 84.29 or 84.30	39.860	2.263	52.220	2.736
84212329	Petrol filter of internal combustion engines for motor vehicle of Chapter 87	537	28	2.944	253
84212391	Oil filters of internal combustion engines other than of a kind of heading 84.29/84.30 and motor vehicle of Chapter 87	190	13	190	13
84212399	Petrol filters for internal combustion engine other than of a kind of heading 84.29/84.30 and motor vehicle of Chapter 87	32.632	2.039	37.210	3.641
84212910	Filtering or purifying machinery and apparatus for liquids of a kind suitable for medical, surgical or laboratory use	354.887	106.847	354.887	106.847
84212990	Filtering/purifying mach & apparatus, oth than for medical/surgical/laboratory, sugar manufacture & oil drilling operation	3.067.594	922.696	3.120.083	928.526
84213110	Intake air filters of internal combustion engines for machinery of heading 84.29 or 84.30	15.284	4.096	21.994	4.338
84213190	Intake air filters for internal combustion engines oth than of mach	22.981	2.127	23.623	2.147

HS	Uraian Komoditi	Triwulan IV/2021		Kumulatif	
		Nilai CIF (US \$)	Berat (kg)	Nilai CIF (US \$)	Berat (kg)
(1)	(2)	(3)	(4)	(5)	(6)
	of heading 84.29/84.30 and motor vhcl of Chapter 87				
84213920	Air purifiers	-	-	101.384	39.514
84213990	Filtering/purifying mach & aparatus for gases	80.041	24.047	190.074	43.103
84219120	Parts of centrifuge machinery of a kind used for sugarmanufacture	2.222	301	145.581	15.865
84219929	Filtering cartridges of petrol filter of mach of heading84.29 or 84.30 and motor vehicle of chapter 87	4.367	1.411	103.355	14.590
84219930	Parts of intake air filters for internal combustion engines	9.367	1.582	9.367	1.582
84219999	Part of filtering/purifying mach&aparatus for liquid/gas of8421.21.19-90,8421.29.10,8421.29.30-40,8421.29.90,8421.39.20	54.489	20.065	593.756	59.041
84221900	Dish washing machines not for household type	-	-	1.714	231
84223000	Mach for filling,closing,sealing/labelling bottle/can/box/oth; capsuling bottle/jars/tube/similar; aerating beverage	26.914	2.644	62.089	9.444
84224000	Packing/wrapping mach (including heat-shrink wrapping mach)	3.360	908	302.653	11.641
84229090	Parts of machine of heading 84.22, oth than of dish washingmachines for household type	-	-	3.161	6.564
84233010	Constant weight scale machinery of material into a bag orcontainer, including hopper scale, electrically operated	5.016	634	141.220	17.398
84238219	Weighing mach of 1,000kg < capacity <= 5,000kg,electricallyoperated, oth than of subhead 8421.10, 8423.20 or 8423.30	606	85	606	85
84238229	Weighing mach of 1,000kg<capacity<=5,000kg,not electricallyoperated, oth than of subhead 8421.10, 8423.20 or 8423.30	-	-	1.555	138
84239021	Part of weighing machinery, electrically operated, oth thanof weighing machine weight	15.362	1.180	38.558	2.214

HS	Uraian Komoditi	Triwulan IV/2021		Kumulatif	
		Nilai CIF (US \$)	Berat (kg)	Nilai CIF (US \$)	Berat (kg)
(1)	(2)	(3)	(4)	(5)	(6)
84241090	Fire extinguisher oth than of kind for aircraft,whether/notcharged	-	-	1.911	433
84242019	Spray gun & similar appliance, electrically operated, oththan for agricultural / horticultural	2.089	937	2.216	1.147
84242029	Spray gun & similar appliance, not electrically operated,other than for agricultural / horticultural	12.196	2.199	24.876	2.617
84243000	Steam/sand blasting mach & similar jet projecting mach	-	-	2.057	859
84244110	Portable hand-operated insecticide sprayer	-	-	33.126	5.526
84248220	Mechanical appliances, electrically operated, foragricultural/horticultural,	-	-	39	24
84248950	Mechanical appliances, electrically operated, oth than foragricultural/horticultural	27.673	3.464	29.216	3.641
84249010	Parts of fire extinguishers	21.648	7.138	423.517	333.894
84249023	Parts of spray gun&similar appliance,electrically operated,oth than for agricultural / horticultural	-	-	3.330	911
84249099	Parts of goods of subheading 8424.89.10, 8424.89.20,8424.89.40, 8424.89.50 or 8424.89.90	1.398	639	78.343	2.862
84251100	Pulley tackle and hoists oth than skip hoist/hoist used forraising vehicle, powered by electric motor	3.672	1.106	13.551	4.419
84251900	Pulley tackle and hoists oth than skip hoist/hoist used forraising vehicle, powered oth than by electric motor	9.735	1.856	63.546	10.444
84253100	Winches; capstans, powered by electric motor	-	-	132	40
84253900	Winches; capstans, powered oth than by electric motor	-	-	119.361	9.200
84254290	Jacks not used in tipping mechanisms for lorries, hydraulic	1.643	46	2.030	90
84254910	Hoists used for raising vehicles, electrically operated	693	149	1.385	250
84254920	Hoists used for raising vehicles, not electrically operated	-	-	453	98
84261100	Overhead travelling cranes on fixed support	1.116	156	163.133	48.256
84261930	Gantry cranes	-	-	387.034	117.525

HS	Uraian Komoditi	Triwulan IV/2021		Kumulatif	
		Nilai CIF (US \$)	Berat (kg)	Nilai CIF (US \$)	Berat (kg)
(1)	(2)	(3)	(4)	(5)	(6)
84261990	Transporter cranes	4.289	8.263	4.289	8.263
84269100	Ships' derrick & works trucks designed for mounting on roadvehicles	18.500	3.416	18.500	3.416
84269900	Ships' derrick & works trucks not designed for mounting onroad vehicles	2.764	387	2.764	387
84271000	Self-propelled trucks powered by an electric motor	-	-	31.008	9.397
84272000	Self-propelled trucks powered oth than by an electric motor	105.576	37.800	120.545	42.086
84279000	Fork-lift trucks	4.124	474	29.371	19.421
84281031	Lifts for passengers	18.700	5.922	343.468	87.968
84281040	Skip hoists	98.800	19.800	98.800	19.800
84282090	Pneumatic elevator & conveyor used oth than for agriculture	-	-	487.657	19.958
84283290	Continuous-action elevator & conveyor, bucket type,other than used for agriculture	1.492	449	17.735	3.887
84283390	Continuous-action elevator & conveyor, belt type,other than used for agriculture	31.289	9.075	177.041	44.427
84283990	Continuous-action elevator & conveyor, oth than bucket&belttype, other than used for agriculture	210.522	61.359	210.522	61.359
84289090	Lifting/handling/loading/unloading mach oth than escalator,lift,conveyor,teleferic,auto mach of PCB,mine wagon pusher	51.024	16.642	101.444	31.574
84291900	Bulldozers and angledozers, oth than track laying	246.613	54.453	246.613	54.453
84292000	Graders and levellers	-	-	59.404	20.404
84293000	Scrapers	-	-	420	100
84294050	Vibratory road roller with a centrifugal force drum > 20 tby weight	-	-	32.524	11.100
84294090	Road roller other than vibratory	-	-	18.250	6.228
84295100	Front-end shovel loaders	35.567	12.330	259.401	116.258

HS	Uraian Komoditi	Triwulan IV/2021		Kumulatif	
		Nilai CIF (US \$)	Berat (kg)	Nilai CIF (US \$)	Berat (kg)
(1)	(2)	(3)	(4)	(5)	(6)
84295200	Machinery shovels with a 360° revolving superstructure	1.191.680	336.000	4.647.141	1.311.010
84295900	Mechanic shovels,excavators & shove loaders, excl front-end shovel, mach 360 revolving superstructure	91.220	15.320	129.015	24.820
84304100	Oth boring/sinking machinery, self-propelled	-	-	5.071	2.944
84304990	Oth boring/sinking machinery, not self-propelled, oth thanwellhead platforms&integrad produc modules	-	-	76.447	1.193
84305000	Oth moving,grading,levelling,scraping machinery/similar, for earth, minerals/ores, self-propelled	-	-	10.516	1.601
84306100	Tamping/compacting machinery, not self propelled	-	-	378	115
84306900	Oth moving,grading,levelling,scraping machinery/similar, for earth,minerals/ores,not self-propelled, oth than tamping	18.504	4.317	230.221	30.375
84311013	Parts suitable for used of electric pulley tackle & hoists,winches and capstans, jacks	154.495	5.988	154.495	5.988
84311019	Parts suitable for used oth of electric pulley tackle&hoists, winches and capstans, jacks	3.580	480	10.359	2.341
84311022	Parts suitable for used of non-electric pulley tackle&hoists, winches and capstans, jacks	-	-	21.165	493
84311029	Parts suitable for used oth of non-electric pulley tackle& hoists, winches and capstans, jacks	-	-	388	86
84312090	Parts suitable for used of not self-propelled fork-liftrucks	17.245	4.032	24.697	5.634
84313110	Parts suitable for used of passengers lifts&escalatorsand moving walkways	35.257	122	44.565	2.319
84313120	Parts suitable for used of non passengers lift&skip hoists	71.832	20.887	90.079	21.728
84313910	Part suitable for mach 84.28,excl lift,skip hoist/escalator,of subhead 8428.20.10/8428.32.10/8428.33.10/8428.39.10	3.390	2.063	11.192	6.423
84313990	Parts suitable for oth machinery 84.28, oth than lift,skip hoist/escalators	799.819	806.395	833.741	816.376

HS	Uraian Komoditi	Triwulan IV/2021		Kumulatif	
		Nilai CIF (US \$)	Berat (kg)	Nilai CIF (US \$)	Berat (kg)
(1)	(2)	(3)	(4)	(5)	(6)
84314110	Buckets, shovels, grabs and grips, for ships' derricks, cranes, mobile lifting and work truck fitted with a crane	6.596	2.142	387.209	60.412
84314300	Parts of boring/sinking machinery of oth boring/sinking machinery	21.600	5.039	85.196	45.906
84314910	Parts suitable for ships derricks, cranes, oth than buckets, shovels, grabs and grips, bulldozer/angledozer blades	49.802	1.631	50.966	1.897
84314940	Cutting edges or end bits for buldozer or angledozer blades	1.153	220	1.153	220
84314950	Parts of road rollers	830	240	830	240
84314990	Oth parts suitable use of oth moving, grading, levelling, scraping, excavating, tamping, compacting	101.436	41.394	782.533	279.599
84322900	Scarifiers, cultivators, weeders, hoes and oth harrows	106.668	17.780	106.668	17.780
84335100	Combined harvester-threshers machinery	159.882	17.666	7.965.437	1.022.372
84336010	Machine for cleaning, sorting/grading eggs, fruit/oth agricultural produce, electric	-	-	3.895	383
84339090	Parts of oth harvesting/threshing machinery	12.477	6.083	458.928	112.831
84361020	Machinery for preparing animal feedingstuffs, notelectrically operated	-	-	382.000	90.500
84362910	Poultry-keeping machinery, electric operated	-	-	85.280	26.300
84369110	Parts of poultry-keep mach./poultry incubator&brooders of elect operated mach. and equipment	-	-	18.482	785
84369120	Parts of poultry-keep mach./poultry incubator&brooders of non-elect operated mach. and equipment	-	-	2.000	4.363
84371010	Mach. for cleaning, sorting/grading seed for grains; winnowing&similar clean mach, electrically operated	940	516	30.226	1.721
84378051	Polishing mach. for rice, sifting&sieving mach bran cleaning&husking mach, electrically operated	34.900	19.645	109.465	60.834
84378059	Other machine used in the milling indust or working of cerals, electrically operated	450	220	806	403

HS	Uraian Komoditi	Triwulan IV/2021		Kumulatif	
		Nilai CIF (US \$)	Berat (kg)	Nilai CIF (US \$)	Berat (kg)
(1)	(2)	(3)	(4)	(5)	(6)
84379011	Parts of elect operated mach for cleaning, sorting/gradingseed, grain/dried vegetables	-	-	2.219	91
84379019	Parts of elect operated mach for used in the milling industry/for the working of cereals/dried vegetables	1.475	1.001	5.619	3.516
84381010	Bakery mach&mach.for manufacture of macarony, spagettior similar products, electrically operated	-	-	20.588	2.772
84388021	Mach.for the preparation of fish, crustaceans or molluscs,electrically operated	-	-	146.684	13.029
84388091	Other machine for the industrial preparation/manufacture,electrically operated	-	-	376.372	108.564
84389012	Parts of electric coffee pulpers	-	-	18.429	216
84389019	Parts of goods of oth elect mach for industrial preparationor manufacture of food/drink, oth than sugar &coffee pulper	-	-	15.577	1.104
84389029	Parts of goods of oth non elect mach for industrialprep/manufact of food/drink, oth than sugar &coffee pulper	406	147	406	147
84399900	Parts of machine for making/finishing paper/paperboard	-	-	2.312	1.597
84411010	Cutting paper pulp, paper/paperboard machines,electrically operated	-	-	450	690
84419010	Parts of mach.for making up paper pulp, paper/paperboard,of electrically operated machines	-	-	1.869	1.291
84433290	Oth printers,copying mach & facsimile, not combined;capable to connect to network	455	72	455	72
84439920	Ink-filled printer cartridges	-	-	8	4
84451940	Oth machines for preparing textile fibres, electricallyoperated	55.140	3.266	55.140	3.266
84459010	Mach.for preparing textile for use on electric operatedmach for weaving and knitting/stitch-bonding	112.815	10.800	112.815	10.800
84481910	Oth auxiliary mach for electric operated mach for knitting,weaving, preparing textile fibres, and	2.200	260	2.200	260

HS	Uraian Komoditi	Triwulan IV/2021		Kumulatif	
		Nilai CIF (US \$)	Berat (kg)	Nilai CIF (US \$)	Berat (kg)
(1)	(2)	(3)	(4)	(5)	(6)
	extruding/drawing				
84483900	Oth parts & acc of mach for preparing textile fibres/their auxiliary machinery	6.150	390	6.150	390
84509020	Parts of washing machine with each of a dry linen cap<=10kg	-	-	12.919	11.141
84514000	Washing, bleaching or dyeing machines	13.028	3.922	13.028	3.922
84522100	Other sewing machines, automatic units	793	149	793	149
84529099	Oth parts of sewing machines of machinery of non householdtype of sewing machines	2.680	368	13.464	3.407
84549000	Partrs of converts, ladles, ingot moulds & casting machines	169.358	24.692	306.027	108.692
84552200	Cold rolling mills	-	-	13.350	7.599
84561100	Mach tool for work any material by removal material,operated by laser	-	-	67.121	8.665
84564010	Mach tool for work any material by removal material,by plasma arc processes, for manufact of PCB/PWB	6.614	933	6.614	933
84564090	Mach tool for work any material by removal material,by plasma arc processes, for oth than manufact of PCB/PWB	-	-	1.862	137
84589990	Oth than horizontal lathes, not numerical controlled, with the distance between the main spindle centre&the bed>300mm	-	-	31.222	9.737
84591010	Way-type unit head machines, electrically operated	256	48	256	48
84592910	Other drilling machines, not numerically controlled,electrically operated	-	-	1.844	798
84603910	Oth sharpening (tool/cutter grinding) mach, not numericallycontrolled, electrically operated	-	-	718	201
84604010	Honing or lapping machines, electrically operated	-	-	2.921	86
84609010	Oth mach-tools for deburring, sharpening, grinding, honing, lapping, or similar, electrically operated	-	-	1.127	273

HS	Uraian Komoditi	Triwulan IV/2021		Kumulatif	
		Nilai CIF (US \$)	Berat (kg)	Nilai CIF (US \$)	Berat (kg)
(1)	(2)	(3)	(4)	(5)	(6)
84615010	Sawing or cutting-off machines, electrically operated	-	-	3.462	496
84621010	Forging or die-stamping (incl presses) & hammers, electrically operated	1.022	429	1.022	429
84621020	Forging or die-stamping (incl presses) & hammers, not electrically operated	628	88	628	88
84622100	Bending, folding, straightening/flattering mach (incl presses), numerically controlled	1.354	569	2.195	631
84622910	Bending, folding, straightening/flattering mach (incl presses), not numerically controlled, electrically operated	603	254	6.559	2.430
84623100	Shearing mach (incl presses), oth than combined punching&shearing mach, numerically controlled	1.379	579	1.379	579
84623910	Shearing mach (incl presses), oth than combined punching&shearing mach, not numerically controlled, electr operated	13.561	3.535	13.561	3.535
84624910	Punching/notching machines (incl presses), incl combined punching&shearing, not numerically controlled, elect operate	-	-	898	122
84629100	Hydraulic presses	5.557	787	5.557	787
84631010	Draw-benches for bars, tubes, profiles, wire/the like, electrically operated	-	-	49.521	3.393
84632010	Thread rolling machines, electrically operated	-	-	797	251
84633010	Machines for working wire, electrically operated	-	-	24.590	1.685
84641010	Sawing machines for working stone, ceramics/like mineral materials/for cold-working glass, electrically operated	21.445	41.316	47.445	62.007
84642010	Grinding/polishing mach for working stone, ceramics/like mineral material/for cold-work glass, electric operated	-	-	95	40
84649010	Oth machines for working stone, ceramics/like mineral materials/for cold-working glass, electrically operated	24.144	36.596	24.144	36.596

HS	Uraian Komoditi	Triwulan IV/2021		Kumulatif	
		Nilai CIF (US \$)	Berat (kg)	Nilai CIF (US \$)	Berat (kg)
(1)	(2)	(3)	(4)	(5)	(6)
84649020	Oth machines for working stone, ceramics/like mineral materials/for cold-working glass, not electrically operated	-	-	9.575	316
84659120	Oth sawing machines for scoring PCB/ PWB or PCB/PWB substrates, electrically operated	-	-	62.112	20.599
84659220	Oth planing, milling/moulding (by cutting) machines, electrically operated	-	-	36.479	13.477
84659310	Grinding, sanding or polishing machines, for working wood/cork, bone/similar hard materials, electrically operated	-	-	6.908	2.397
84659530	Other drilling/morticing machines, for working wood, cork, bone/similar hard materials, electrically operated	-	-	2.433	682
84659610	Splitting, slicing/paring machines, for working wood, cork, bone/similar hard materials, electrically operated	-	-	6.299	2.186
84659930	Oth mach tools for working wood, cork, bone/similar hard materials, lathes, electrically operated	-	-	2.727	1.200
84661090	Tool holder&self-opening diehead for mach oth of 8456901084569020/84603110/84659110/84659210/84659510/84659950	-	-	447	153
84669100	Other parts & access. for machine tools of stone, ceramics, concrete, asbestos-cement and other mineral materials	2.576	1	7.999	2.992
84669290	Oth parts & acc for mach of head 8465 oth than subheading 84659110, 84659210, 84659510 or 84659950	-	-	2.482	1.363
84669390	Oth parts & accessories for machines of head 8456 to 8461oth than subhead 84564010,84569020 or 84603110	-	-	1.933	149
84669400	Oth parts & accessories for machines tool for working metal	295	490	295	490
84671100	Tools for working in the hand pneumatic rotary tipe (including combined rotary-percussion)	2.313	448	3.079	823

HS	Uraian Komoditi	Triwulan IV/2021		Kumulatif	
		Nilai CIF (US \$)	Berat (kg)	Nilai CIF (US \$)	Berat (kg)
(1)	(2)	(3)	(4)	(5)	(6)
84671900	Tools for working in the hand pneumatic other rotary tipe (including combined rotary-percussion)	3.450	832	23.022	11.237
84672100	Drills of all kinds with self-contained electric motor	431	98	2.797	391
84672200	Saws with self-contained electric motor	-	-	512	68
84672900	Other drills or saws with self-contained electrical motor	9.303	1.121	30.498	4.223
84678900	Other chains saws with self-contained electric motor	206	32	5.700	605
84679200	Parts of tools working in the hand of pneumatic	184	36	184	36
84679910	Other parts of tools of goods of drills, saws & all kinds non-electric motor	-	-	844	242
84679990	Other parts of tools of goods of other than drills, saws and all kinds, non-electric motor	628	88	14.437	12.087
84681000	Hand-held blow pipes	-	-	517	484
84682010	Hand-operated (not hand-held) gas welding or brazing appliances for metal	-	-	920	732
84682090	Other hand-operated (not hand-held) gas welding or brazing appliances for other than metal	443	51	14.468	1.698
84688000	Other machinery and apparatus for soldering, brazing and surface tempering machines	2.594	554	5.763	1.461
84689090	Parts of goods of gas welding or brazing appliances for other than metal	1.784	220	6.798	2.191
84714190	Other PC excluding portable computer, CPU & I/O unit whether or not combined	-	-	8.861	331
84714990	Other personal computers in the form of systems excluding portable computers (laptop/notebook)	-	-	3.122	49
84716090	Other input or output units, whether or not containing storage units in the same housing	-	-	2.828	200
84729090	Other word-processing machines with not electrically operated	-	-	135	6
84733090	Parts and accessories assembled other than printed circuit boards of	1.116	156	1.116	156

HS	Uraian Komoditi	Triwulan IV/2021		Kumulatif	
		Nilai CIF (US \$)	Berat (kg)	Nilai CIF (US \$)	Berat (kg)
(1)	(2)	(3)	(4)	(5)	(6)
	the machines of heading 8471				
84741010	Sorting, screening, separating or washing machines electrically operated	538	226	13.019	5.825
84741020	Sorting, screening, separating or washing machines non electrically operated	5.707	2.399	5.707	2.399
84742011	Crushing or grinding machines stone electrically operatedfor stone	69.331	11.553	169.866	14.896
84742019	Crushing or grinding machines stone electrically operatedfor other than stone	161.194	67.754	394.160	172.319
84742021	Crushing or grinding machines stone not electrically operated for stone	-	-	122.856	58.770
84742029	Crushing or grinding machines stone not electrically operated for other than stone	-	-	3.743	1.248
84743110	Concrete or mortar mixers electrically operated	148.729	54.024	151.520	54.637
84743910	Other machines for mixing mineral substances with bitumen electrically operated	-	-	3.222	922
84748010	Machinery for agglomerating, shaping or moulding, for forming foundry moulds of sand electrically operated	449.988	100.500	494.729	107.469
84748020	Machinery for agglomerating, shaping or moulding, for forming foundry moulds of sand not electrically operated	-	-	13.748	4.020
84749010	Other machinery for agglomerating, shaping/moulding, for forming foundry moulds of sand electrically operated	208.136	36.485	1.422.549	273.972
84749020	Other machinery for agglomerating, shaping/moulding, for forming foundry moulds of sand not electrically operated	44.403	44.223	45.217	44.456
84771010	Injection machines for moulding rubber	-	-	23.200	5.900
84772020	Extruders machine for plastics	172.190	9.730	204.421	13.651
84773000	Blow moulding machines	-	-	19.098	2.840
84778010	Other machine for working	-	-	382	195

HS	Uraian Komoditi	Triwulan IV/2021		Kumulatif	
		Nilai CIF (US \$)	Berat (kg)	Nilai CIF (US \$)	Berat (kg)
(1)	(2)	(3)	(4)	(5)	(6)
	rubber/products from rubber, electrically operated				
84778039	Oth lamination presses for plastics/products from plastic electrically operated	-	-	581.516	97.939
84779039	Parts of electric machine for working plastic & products other than lamination presses for manufacture of PCB/PWB	-	-	98	28
84791010	Machines for public works/building/the like, electrically operated	430.596	9.065	438.274	9.498
84792010	Machines for the extraction/preparation of animal/fixed vegetable fats or oils, electrically operated	91.630	13.141	91.630	13.141
84796000	Machines evaporative air coolers	29.650	4.439	31.062	5.206
84798110	Machines for treating metal, including electric wire coilwinders, electrically operated	1.443	182	71.167	21.760
84798120	Machines for treating metal, including electric wire coilwinders, not electrically operated	-	-	1.425	120
84798210	Mixing, kneading, crushing, grinding, screening, sifting, homogenising, emulsifying/stirring machines, electrically operated	1.399.199	421.153	1.480.381	442.046
84798920	Machinery or apparatus for assembling CPU daughter boards and the regeneration of chemical solution used, electrically operated	5.080	584	5.080	584
84798939	Other automatic service-vending machines, electrically operated	62.862	17.631	93.544	31.527
84798940	Other automatic service-vending machines, not electrically operated	-	-	62.786	9.994
84799030	Parts of machines of machine subheading 8479.89.20, electrically operated	101.357	7.462	135.740	14.474
84799040	Parts of machines of machine subheading 8479.89.20, not electrically operated	-	-	16.823	3.132
84806000	Moulds for mineral materials	-	-	35.348	2.555
84811011	Sluice / gate valves with 5 cm ≤ internal diameter ≤ 40 cm	23.682	2.722	41.279	16.907

HS	Uraian Komoditi	Triwulan IV/2021		Kumulatif	
		Nilai CIF (US \$)	Berat (kg)	Nilai CIF (US \$)	Berat (kg)
(1)	(2)	(3)	(4)	(5)	(6)
84811019	Other sluice / gate valves of iron or steel	3.474	1.007	12.786	2.621
84811099	Other taps, cocks, valves & similar appliances for pipes, boiler shells, tanks, vats or the like	-	-	5.005	681
84812010	Sluice/gate valves for oleohydraulic or pneumatic transmissions 5 cm<=internal diameter<=40 cm	-	-	4.527	840
84813010	Swing check-valves, of cast iron, with 4 cm<=an inlet of internal diameter ≤60 cm	2.486	682	2.486	682
84813090	Other swing check-valves, of cast iron, with 4 cm<=an inlet of internal diameter ≤60 cm	-	-	1.539	267
84814090	Other safety or relief valves	5.899	832	8.890	1.627
84818021	Liquefied Petroleum Gas (LPG) cylinder valves of copper or copper alloys with inlet/outlet internal diameters<=2.5 cm	-	-	10.022	1.678
84818030	Cocks and valves, whether or not fitted with piezo-electric igniters, for gas stoves or ranges	38.904	13.288	50.159	13.528
84818040	Aerated or carbonated liquid bottle valves; valves for gas operated beer dispensing units	88.117	30.430	250.858	73.917
84818050	Mixing taps and valves	802	3.062	1.171	3.108
84818062	Other manually operated gate valves of cast iron	2.847	358	54.259	2.154
84818063	Other gate valves and butterfly valves of cast iron	6.941	1.905	6.941	1.905
84818072	Other ball valves of plastics	-	-	4.178	201
84818082	Other pneumatically controlled valves of plastics	1.870	87	16.588	2.320
84818085	Other valves of plastics with an inlet diameter < 1 cm	-	-	1.056	85
84818088	Other fuel cut-off valves for vehicles of plastics	2.755	782	2.755	782
84818091	Water taps of copper or copper alloy, with an internal diameter<=2.5 cm	-	-	29.266	6.677
84818099	Other fuel cut-off valves for vehicles of copper/alloy	71.143	8.868	613.036	72.434
84819010	Housings for sluice or gate valves with inlet or outlet of 50 mm ≤an	41.064	10.386	41.535	10.442

HS	Uraian Komoditi	Triwulan IV/2021		Kumulatif	
		Nilai CIF (US \$)	Berat (kg)	Nilai CIF (US \$)	Berat (kg)
(1)	(2)	(3)	(4)	(5)	(6)
	internal diameter<=400 mm				
84819029	Other parts for taps.cocks.valves,with internal diameter<=25 mm	-	-	819	58
84819039	Valve bodies or stems of inner tube/ tubeless tyre valves of other materials	-	-	173	17
84819090	Other parts of housing for sluice or gate valves	62.094	13.155	293.367	17.754
84821000	Ball bearings	29.304	3.972	63.149	10.457
84822000	Tapered roller bearings, including cone and tapered roller assemblies	219	28	219	28
84824000	Needle roller bearings	266	34	266	34
84825000	Other cylindrical roller bearings	-	-	220	5
84828000	Other, including combined ball/roller bearings	27.434	504	31.089	701
84831090	Other cam shafts and crank shafts for engines of vehicles	3.361	825	46.492	5.898
84832090	Other bearing housings, incorporating ball/roller bearings	-	-	6.892	809
84834020	Gears and gearing for marine vessels	-	-	2.437	452
84834030	Gears and gearing for machinery of heading 8429 or 8430	4.512	562	4.512	562
84834040	Gears and gearing for vehicles of chapter 87	-	-	1.600	410
84834090	Other gears and gearing, transmission elements presented separately including torque converters :	419.618	12.460	479.910	21.444
84835000	Flywheels and pulleys, including pulley blocks	10.205	1.185	140.433	18.975
84836000	Clutches and shaft couplings (including universal joints)	5.433	363	14.775	1.107
84839019	Other parts of goods of transmission shafts (incl cam shaftand crank shafts) and cranks	-	-	5.251	5.387
84839099	Other toothed wheels, chain sprockets & other transmission elements presented separately	11.208	1.234	88.271	5.827
84841000	Gaskets and similar joints of metal sheeting combined withother material or of two or more layers of	932	77	28.249	3.213

HS	Uraian Komoditi	Triwulan IV/2021		Kumulatif	
		Nilai CIF (US \$)	Berat (kg)	Nilai CIF (US \$)	Berat (kg)
(1)	(2)	(3)	(4)	(5)	(6)
	metal				
84842000	Mechanical seals	13	1	26.665	1.179
84849000	Other gaskets and similar joints of metal sheeting combined with other material or of two or more layers of metal	2.492	667	3.625	800
84879000	Propellers & blades not for ships or boats	-	-	86	3
85011021	Stepper motor DC of kind for AC, refrigerator, washing mach, electr. domestic appl., storage water heater, output ≤ 37,5 W	-	-	11.779	12.181
85011041	Spindle motor DC of kind for AC, refrigerator, washing mach, electr. domestic appl., storage water heater, output ≤ 37,5 W	-	-	69.860	67.764
85011059	Other stepper motor (AC/DC) other than for AC, refrigerator, washing mach, electr. domestic appl., storage water heater	-	-	10.766	511
85011099	Other spindle motor (AC/DC) not for refrigerator, washing machine, AC, electr. domestic appl., storage water heater	1.467	296	1.467	296
85012029	Universal AC/DC motor oth than for AC, refrigerator, washing mach, electr. Dom. appl., storage wtr heater an output > 1 kW	9.910	6.197	33.140	20.289
85013140	Other motor DC oth than for AC, refrigerator, washng machine, elect. domestic appl., storage water heater an ouput < = 750 W	-	-	53.510	14.746
85013222	Oth motor DC oth than for AC, refrigerator, washing machine, elect. dom. appl., storage water heater 750 < ouput ≤ 37,5 kW	23.931	607	27.188	980
85013232	Other motor DC oth than for AC, refrigerator, washng machine, elect. dom. appl., storage water heater 37,5 kW < ouput ≤ 75 kW	-	-	5.366	831
85014019	Oth mtr AC single-phase oth than for AC, refrig, washing	-	-	36.814	34.862

HS	Uraian Komoditi	Triwulan IV/2021		Kumulatif	
		Nilai CIF (US \$)	Berat (kg)	Nilai CIF (US \$)	Berat (kg)
(1)	(2)	(3)	(4)	(5)	(6)
	machelect.domestic appl.,storage water heater an ouput <= 1 kW				
85014029	Oth mtr AC single-phase oth than for AC,refrig,washing machelect.domestic appl.,storage water heater an ouput > 1 kW	-	-	2.160	401
85015119	Oth mtr AC multi-phase w/ output <=750W, used oth than forrefrigerator, AC, wash mach, elect domestic app,water heater	90.523	7.174	107.435	8.801
85015219	Oth mtr AC multi-phase w/ output <=1kW, used oth than forrefrigerator, AC, wash mach, elect domestic app,water heater	9.828	3.377	34.598	7.178
85015229	Oth mtr AC multi-phase w/ 1kW<output<=37,5kW, used oth thanfor refrigeratr,AC,wash mach,elect domestic app,water heater	-	-	375	63
85015239	Oth mtr AC multi-phase w/ 37,5kW<output<=75kW, used oth thnfor refrigeratr,AC,wash mach,elect domestic app,water heater	-	-	9.661	3.055
85015300	Oth motor AC multi-phase of an output > 75 kW	1.985	834	1.985	834
85016210	Generator AC (altenators) of 75 kVA < ouput <= 150 kVA	-	-	858	63
85016400	Generator AC (altenators) of an ouput > 750 kVA	374.187	21.450	374.187	21.450
85021100	Generating sets (diesel or semi-diesel engines) of an output <=75 kVA	-	-	940	305
85021210	Generating sets (diesel or semi-diesel engines) of an 75 kVA < output <= 125 kVA	34.200	6.314	34.200	6.314
85023920	Other generating sets other-powered of 10 kVA <output<= 10.000 kVA	-	-	1.495.968	108.100
85030090	Part of generators/sets for electric motor and electric generating/sets of an output < 12.500 kVA	19.174	1.971	25.378	2.667
85041000	Ballasts for discharge lamps or tubes	-	-	423	41
85042199	Oth Instrument transformers with a power handling capacity ≤ 650 kVA	147.450	27.140	236.428	38.991

HS	Uraian Komoditi	Triwulan IV/2021		Kumulatif	
		Nilai CIF (US \$)	Berat (kg)	Nilai CIF (US \$)	Berat (kg)
(1)	(2)	(3)	(4)	(5)	(6)
85042299	Liquid dielect. transformers,650kVA<power capacity<=10.000kVAunauto step-voltage regulators, voltage<66 kV	-	-	12.249	2.792
85043111	Instrument potential transformers, power capacity<=1kVA,voltage >=110 kV	-	-	62.296	2.818
85043119	Instrument potential transformers, power capacity<=1kVA,voltage<1kVA	-	-	129	37
85043121	Instrument current transformer ring type,pwr capacity<=1kVA110 kV>= voltage< 220 kV	41.400	3.900	41.400	3.900
85043122	Instrument current transformer ring type,pwr capacity<=1kVAvoltage>= 220 kV	-	-	12.461	1.923
85043191	Transformers of a kind used with toys, scale models or similar recreational models, power capacity<=1.000 kVA	-	-	9.629	457
85043192	Others matching transformers, power capacity<=1 kVA	-	-	117	34
85043199	Transformers other than used with toys,scale/similar modelsnot matching&step up/down transf; power capacity<=1.000 kVA	-	-	1.737	255
85043219	Instrument not matching transformers (potential¤t),1.000 kVA<power capacity<=5.000 kVA	1.769	265	1.769	265
85043399	Other matching transformers, 16kVA<power capacity<=500kVA,voltage<66kV	220.616	68.006	234.832	68.649
85044011	Uninterruptible power supplies (UPS), automatic data processing machines & units thereof, telecomm. apparatus	-	-	2.508	341
85044019	Uninterruptible power supplies (UPS), not automatic data processing machines & units thereof, telecomm. apparatus	319.756	10.732	483.933	15.342
85044020	Battery chargers having a rating exceeding 100 kVA	-	-	231	47
85044030	Other rectifiers	13.000	741	56.459	3.048
85044040	Inverters	-	-	96.356	511

HS	Uraian Komoditi	Triwulan IV/2021		Kumulatif	
		Nilai CIF (US \$)	Berat (kg)	Nilai CIF (US \$)	Berat (kg)
(1)	(2)	(3)	(4)	(5)	(6)
85044090	Static converters other than UPS,battery chargers,invertersrectifiers	464	58	266.409	31.239
85045010	Inductors for power supplies for automatic data processingmachines & units thereof, & telecommunications apparatus	2.830	167	2.830	167
85049020	Printed circuit assemblies for UPS/power supplies inductorsautomatic data processing machines & telecomm. apparatus	324.756	8.457	453.729	16.187
85049090	Parts of; other than ballast,UPS,inductors,and transformers	20.063	10.660	91.638	11.406
85051100	Permanent magnets and articles intended to become permanentmagnets after magnetisation of metal	-	-	1.723	1.166
85051900	Permanent magnets and articles intended to become permanentmagnets after magnetisation of not metal	19.867	966	28.997	1.211
85059000	Other than permanent magnets,electro-magnetic couplings,clutches and brakes, including parts	-	-	132	18
85068099	Other primary cells and primary batteries not zinc-carbon,having an external volume > 300 cm3	-	-	19.803	937
85069000	Parts of primary cells and primary batteries.	-	-	60.200	200.000
85071010	Lead-acid accumulators,of a kind used for starting piston engines of a kind used for aircraft	-	-	2.782	797
85072099	Oth lead-acid accumulators,used starting piston engines fornnot aircraft,voltage 6V/12V,capacity>200AH,height>23c m	-	-	2.068	49
85073090	Nickel-cadmium accumulators of a kind used for not aircraft	-	-	73.401	6.987
85076090	Lithium-ion accumulators of a kind used not for aircraft,laptops including notebooks and subnotebooks	-	-	4.109.263	219.388

HS	Uraian Komoditi	Triwulan IV/2021		Kumulatif	
		Nilai CIF (US \$)	Berat (kg)	Nilai CIF (US \$)	Berat (kg)
(1)	(2)	(3)	(4)	(5)	(6)
85079099	Accumulator parts of nickel-cadmium/iron/metal hydride,lithium-ion,etc for not aircraft, unplates	-	-	3.764	98
85081100	Vacuum cleaner self-contained electric motor, power<=1.5KWand dust bag or receptacle capacity<=20L	191	32	191	32
85081990	Vacuum cleaner self-contained electric motor, power>1.5KW & dust bag/receptacle capacity>20L for not domestic use	-	-	1.032	285
85087090	Parts of vacuum cleaner with out self-containedelectric motor for not domestic use	992	220	1.068	262
85111090	Sparking plugs of a kind suitable for not motor vehicle andaircraft engines	-	-	104	17
85114029	Unassembled starter motors for other than bus,go-kart,ATV,ambulance,sedan,motor-homes,van,dumper,truck,lorrie,&similar	-	-	149	5
85114099	Other starter motor assembled	1.143	1.583	1.143	1.583
85119090	Parts of goods of elect ignition for usenot for aircraft or vehicle engine	550	181	550	181
85122020	Unassembled lighting/visual signalingequipment	14.289	3.801	15.373	4.334
85122099	Other lighting/visual signalling equip.	-	-	12.978	5.267
85123010	Horns and serenes, assembled	138	7	3.456	1.410
85131030	Miners' helmet lamps and quarrymen's lamps	-	-	447	13
85131090	Other portable electirc lamps	19.592	1.121	47.389	2.354
85141000	Resistance heated furnaces and ovens	310	95	1.450	271
85142090	Oth furnaces/oven function by inductionor dielectric loss	17.149	1.971	17.149	1.971
85149020	Part of industrial/laboratory electricfurnaces/oven for manufact.of PCB/PWB	899.468	21.480	899.468	21.480
85149090	Other industrial/lab.elec. furnaces andovens incl.by induction or dielect.loss	154.211	16.854	264.423	27.578

HS	Uraian Komoditi	Triwulan IV/2021		Kumulatif	
		Nilai CIF (US \$)	Berat (kg)	Nilai CIF (US \$)	Berat (kg)
(1)	(2)	(3)	(4)	(5)	(6)
85151100	Soldering irons and guns	40.195	6.248	44.563	6.931
85151990	Other brazing/soldering machines and apparatus	-	-	1.520	1.344
85152900	Mach and app for resistance welding of metal, non-automatic	2.984	384	2.984	384
85153100	Mach and app for arc welding of metal, fully or partly automatic	-	-	4.203	1.074
85153990	Oth machine and apparatus for arc welding of metals, not automatic	4.201	340	32.576	3.142
85158090	Oth electric mach & app for hot spraying of metals/sintered metal carbides	-	-	14.416	3.454
85159010	Parts of AC arc welder, transformer type	1.028	118	1.028	118
85159020	Part of mach&app for soldering component on PCB/printed wiring boards	-	-	1.399	820
85159090	Oth electric machines & apparatus	62	11	2.970	226
85161019	Water dispenser fitted only with water heater, oth than for domestic use	22.660	4.835	75.919	15.549
85163300	Hand-drying apparatus	-	-	175	24
85166010	Rice cooker	-	-	109	118
85166090	Other ovens;cookers, cooking plates, boiling rings,	-	-	132	10
85167910	Kettles , electro-thermic appliances	1.478	222	1.478	222
85168010	Electric heating resistor for type-founding or type-setting	-	-	621	63
85168090	Other electric heating resistors	11.626	296	11.744	299
85169090	Other part of goods of electric instantaneous	6	1	65	8
85176100	Base stations, apparatus for communication in a wired or	863.496	12.071	2.458.464	51.101
85176249	Other apparatus for carrier-current line systems or	13.724	147	134.119	1.730
85176253	Other transmission apparatus for radio-telephony or	-	-	74.528	1.083
85176299	Other portable receivers for calling, alerting or paging	2.939	469	295.196	1.391
85177010	Part of control and adaptor units including gateways,	2.191	58	4.497	94

HS	Uraian Komoditi	Triwulan IV/2021		Kumulatif	
		Nilai CIF (US \$)	Berat (kg)	Nilai CIF (US \$)	Berat (kg)
(1)	(2)	(3)	(4)	(5)	(6)
85177039	Part of other printed circuit boards, assembled	224.681	2.816	538.709	5.993
85177040	Part of Aerials or antennae of a kind used with apparatus	272.858	6.093	781.043	19.057
85177092	Part of other apparatus for transmission/reception of voice	63.437	800	1.295.915	9.759
85181019	Other microphones, whether or not with their stands	-	-	136	2
85181090	other microphones and stands therefor	-	-	2.730	130
85256000	Transmission apparatus incorporating reception apparatus	-	-	5.062	1.486
85269200	Radio remote control apparatus	1.168	175	5.887	1.029
85285910	Oth color monitors, capable of directly connecting & designed use automatic data processing machine of head 84.71	-	-	1.460	172
85291021	Parabolic aerial reflector dishes for TV reception	-	-	344.880	227.184
85291029	Oth parabolic aerial reflector dish for TV reception	27.000	5.175	27.000	5.175
85291060	Feed horns (wave guide)	-	-	11.919	173
85311090	Other alarms and similar apparatus	-	-	1.560	56
85312000	Indicator panel incorporating LCD/LED	39	3	39	3
85319030	Part of other bells/sound signalling apparatus	-	-	1.035	38
85319090	Part of other electric sound or visual signalling apparatus	418	7	462	8
85322900	Other fixed capasitor	-	-	2.989	215
85334000	Other variable resistors, incl rheostats and potentiometers	-	-	1.104	192
85352190	Automatic circuit breakers for a voltage < 72,5 kV; other circuit breaker	629	207	178.445	16.662
85352910	Automatic circuit breakers for a voltage >= 72,5 kV earth leakage circuit breaker	120.800	8.640	182.613	13.608
85352990	Automatic circuit breakers for a voltage >= 72,5 kV other circuit breaker	2.179	305	2.996	325
85353011	Disconnecter having a voltage < 36	-	-	1.767	435

HS	Uraian Komoditi	Triwulan IV/2021		Kumulatif	
		Nilai CIF (US \$)	Berat (kg)	Nilai CIF (US \$)	Berat (kg)
(1)	(2)	(3)	(4)	(5)	(6)
	kV				
85353020	Isolating switch & make-and-break switches for a voltage of \geq 66 kV	43.800	8.062	58.214	9.220
85353090	Isolating switch & make-and-break switches for a voltage of $<$ 66 kV	-	-	186	25
85354000	Lightning arresters,voltage limiters and surge suppressors	11.700	3.600	58.805	8.615
85359010	Bushing and tap changer assemblies for electricity distribution/power transformers	-	-	815	32
85359090	Oth bushing,tap changer assembl and switches starting for electricity	-	-	15.959	1.067
85361012	Thermal fuses glass type: other, for a current of $<$ 16 A	5.129	132	5.129	132
85361013	Thermal fuses glass type: fuse blocks, of a kind used formotor vehicles	31	3	31	3
85361019	Oth thermal fuses glass type	-	-	624	30
85361099	Other fuses	-	-	9.659	357
85362019	Automatic circuit breakers; moulded case, for a current, $>$ 1000A	315	132	6.919	1.213
85362099	Automatic circuit breakers, kind incorporated into electrothermic domestic appliance, other of a current \geq 16A	446	70	6.556	566
85363010	Lightning arresters for protecting electrical circuits	384	7	402	8
85363020	Electrical circuit protector used in radio equipmentor in electric fans	-	-	203	58
85363090	Oth apparatus for protecting electrical circuits	1.821	257	85.901	13.905
85364110	Digital relays,voltage \leq 60V	1.871	742	1.871	742
85364910	Digital relays,voltage $>$ 60V	-	-	274	27
85364990	Other digital relays,voltage $>$ 60V	717	94	5.919	1.375
85365020	Over-current and residual-current,automatic switches	182	8	82.040	2.131
85365039	Other high inrush switches and commutators for stoves and ranges	2.633	327	18.940	1.257
85365059	Electronic AC switch,voltage \leq 1000V, for a current \geq 16A	1.478	85	123.371	3.337

HS	Uraian Komoditi	Triwulan IV/2021		Kumulatif	
		Nilai CIF (US \$)	Berat (kg)	Nilai CIF (US \$)	Berat (kg)
(1)	(2)	(3)	(4)	(5)	(6)
85365095	Oth make&break switch,>500V,change-over switches; for starting elec.motors/fuse switches	-	-	16.702	606
85365099	Other make&break switch,>500V	763	91	2.107	186
85366191	Lamp holder used for oth lamps,a current< 16A	138	49	974	328
85366199	Lamp holder used for oth lamps,a current>= 16A	-	-	3.064	111
85366919	Telephone plugs for a current >= 16A	71	11	99	14
85366939	Socket&plug for co-axial cable&printed circuits,for a current >= 16A	-	-	9.797	464
85367090	Oth connector for optical fibres,optical fibres bundles or cables	675	31	4.769	433
85369019	Connection&contact elements for wires & cables;wafer probers;current >= 16A	323	15	628	52
85369029	Junction boxes,for a current >= 16A	10.597	425	31.557	1.035
85369039	Cable connector,connector/adaptor for co-axial cable,commutator,current>=16A	958	24	41.948	1.447
85369099	Other cable connector,for a current >= 16A	24.338	5.945	112.243	39.523
85371011	Control panel use in distributed controlsystem;voltage<1000V	31.000	1.877	42.672	3.200
85371012	Control panel fitted with a programmable processor;voltage<1000V	-	-	3.573	1.240
85371013	Control panel for AC,refrigerator,washing mach.,vacuum cleaner,mixer,water heater	-	-	19.682	12.835
85371019	Other control panel	186.608	17.571	571.606	34.253
85371020	Distribution board (incl back panels & back planes) used with auto data process. mach.,telp sets,transmiss. app.	117	3	68.262	464
85371030	Programmable logic controllers for auto-mach for transport handling&storages of dies for semiconductor device	-	-	2.042	74

HS	Uraian Komoditi	Triwulan IV/2021		Kumulatif	
		Nilai CIF (US \$)	Berat (kg)	Nilai CIF (US \$)	Berat (kg)
(1)	(2)	(3)	(4)	(5)	(6)
85371091	Switchboard & control panels: used in radio equipment or electric fans	-	-	19.027	1.250
85371092	Switchboard & control panels: use in distributed control systems	2.334	268	172.022	11.937
85371099	Switchboard & control panels: use for other purposes	878.617	191.867	1.211.037	220.580
85372029	Control panels incorporating electrical instruments for breaking, connecting/protecting electrical circuit < 66 kV	95.176	1.526	111.051	2.174
85372090	Oth board for electrical control for voltage < 1000 volt	91.528	27.472	831.409	100.809
85381029	Other part of programable logic controller used in radio equipment, voltage > 1000V	-	-	882	296
85389011	Part including printed circuit assemblies of telp plug; connect & contact element, wire & cable, voltage <= 1000V	-	-	146	42
85389019	Oth part of electric switch, socket & plug, voltage <= 1000V	25.339	2.812	312.869	4.929
85389020	Oth part including printed circuit assemblies of telp plug; connect & contact; voltage > 1000V	56	9	25.350	8.316
85391010	Sealed beam lamp units for motor vehicles	1.699	90	1.699	90
85391090	Sealed beam lamp units for others	53	3	53	3
85392140	Other reflector lamp bulbs of tungsten halogen	-	-	2.788	1.371
85392190	Other tungsten halogen	-	-	725	34
85392239	Other reflector lamp bulbs, power <= 200W & voltage > 100V	-	-	17	1
85392299	Oth filament lamp, excl ultra-violet/infra-red halogen, power <= 200W & > 100V	-	-	121.748	3.429
85393200	Mercury/sodium vapour lamps; metal halide lamps excl UV lamps	4.005	1.301	5.540	2.030
85393990	Other discharge lamps, other than UV lamps, cold cathode types	-	-	7	2
85394900	Ultra-violet/infra-red lamps	-	-	15.894	2.689
85395000	Light-emitting diode (LED) lamps	195.682	10.796	346.974	23.338

HS	Uraian Komoditi	Triwulan IV/2021		Kumulatif	
		Nilai CIF (US \$)	Berat (kg)	Nilai CIF (US \$)	Berat (kg)
(1)	(2)	(3)	(4)	(5)	(6)
85399090	Oth parts of aluminium end for fluorescen lamps; of kind used for motor vehicles	6.416	480	6.416	480
85412900	Transistor oth than photosensitive with a dissipation rate of >=1 W	-	-	2.411	59
85413000	Thyristors,diacs and triacs,other photosensitive devices	1.331	186	4.019	481
85414010	Light emitting diodes	13.569	2.957	13.569	2.957
85423100	Processor & controller of electronics integrated circuits	-	-	405	52
85433090	Oth machine and apparatus for electroplating,electrolysisor electrophoresis	-	-	2.485	297
85437020	Remote control apparatus,oth radio remote control apparatus	-	-	119	2
85437090	Oth equipment/machine for removal dust particle&curingmaterial by UV light for mfg of printed circuit boards	-	-	199.526	30.915
85439090	Parts of oth electrical machines and apparatus,having individual fuctions	-	-	35.598	50
85441190	Winding wire of other than copper	-	-	6.780	10.592
85442019	Co-axial cable&oth co-axial electric conductor, fitted not with connector;<=66kV;insulated with rubber/plastic	-	-	299.262	3.552
85442021	Co-axial cable&oth co-axial electric conductor, not fitted with connector;<=66kV;insulated with rubber/plastic	-	-	40.407	1.654
85442029	Co-axial cable&oth co-axial electric conductor, not fitted not with connector;<=66kV;insulated with rubber/plastic	-	-	3.140	54
85442049	Co-axial cable&oth co-axial electric conductor, not fitted not with connector;>66kV;insulated with rubber/plastic	1.826	565	28.299	3.034
85444219	Electric conductor with connectors for telecommunication used, voltage<=80V, not insulated with rubber,plastic/paper	-	-	28.920	1.949
85444221	Telephone, telegraph, radio relay cable submarine,fitted with conector;80V<voltage<=1000V	22.621	2.809	22.621	2.809

HS	Uraian Komoditi	Triwulan IV/2021		Kumulatif	
		Nilai CIF (US \$)	Berat (kg)	Nilai CIF (US \$)	Berat (kg)
(1)	(2)	(3)	(4)	(5)	(6)
85444229	Electric conductor with connectors for telecommunication used 80V<voltage<=1.000V,not inslted with rubber,plastic/paper	-	-	1.127	116
85444233	Battery cables,insulate with rubber/plastic for other thanvehicle 8702,8703,8704/8711, 80V<voltage<=1.000V	36	2	36	2
85444299	Other electric cables other than insulated with plastics, paper/rubber, diameter> 5 mm	55.980	18.189	55.980	18.189
85444919	Oth electric conductor, not fitted connector,not insulated for used telecommunication, voltage <=80V	606	17	1.421	28
85444921	Shielded wire for manufactur of auto-wiring harnesses, not for telecommunication, <=80 v	21.039	6.542	582.246	86.466
85444923	Electrical cables insulated with plastic diameter<=19.5 mm,for oth electric cables insulATED with plastic	-	-	3.661	609
85444929	Electrical cables insulated with plastic diameter>19.5 mm,not use for telecommunication, voltage <=80V	492.639	148.321	492.922	148.353
85444939	Oth electric conductor, not fitted connector,insulated withoth material for used telecommunication, 80V< voltage <=1kV	24.509	620	92.448	1.601
85444942	Oth electric conductor, not fitted connector,insulated withrubber, paper/plastics for not used telec, 80V<voltage <=1000V	-	-	70.663	11.341
85444949	Oth electric conductor, not fitted connector,insulated withoth material oth than telecommunication, 80V< voltage <=1kV	602.212	40.016	1.073.553	56.180
85446012	Oth electric conductors, insulated with rubber, plastics/paper, 1 kV<voltage<=36 kV	-	-	2.733	783
85446019	Oth electric conductors, not insulated, 1 kV<voltage<=36 kV	7.334	328	205.725	22.884
85446029	Oth electric conductors,not insulated,36 kV<voltage<=66 kV	-	-	263.846	30.430
85447010	Optical fibre cable of telephone, telegraph, radio relay cables,submarine	1.818.144	209.396	1.818.144	209.396

HS	Uraian Komoditi	Triwulan IV/2021		Kumulatif	
		Nilai CIF (US \$)	Berat (kg)	Nilai CIF (US \$)	Berat (kg)
(1)	(2)	(3)	(4)	(5)	(6)
85447090	Other optical fibre cables	1.117.582	73.334	1.130.237	73.524
85451100	Electroda of graphite/oth carbon, used for furnaces	-	-	16.759	5.492
85452000	Carbon brushes of graphite/oth carbon, for electrical purposed	120	9	481	38
85459000	Lamp carbons,battery carbons & oth article of graphite/oth carbon,with or w/o metal for electrical purposes	-	-	8.800	1.180
85461000	Electrical insulators of glass	-	-	76.839	50.208
85462010	Transformer bushing& circuit breaker insulators,of ceramics	139	7	25.742	1.864
85462090	Electrical insulators of any material other than glass and ceramics	93.106	6.585	295.138	111.410
85469000	Other electrical insulators of any materila not of glass and of ceramics	-	-	259.102	9.043
85472000	Insulating fitting for electrical mchines, appliances/equipment; of plastic	-	-	670	36
85479010	Electric conduit tubbingg & joint therefor of base metal line with insulating material	-	-	8.083	235
85479090	Other insulating fittings for electrical mchines,appliances/equipment,bein g fitting wholly of insulating material apart	-	-	11.868	1.658
85489090	other waste and scrap of other primary cells,primary batteries, and electric accumulator of used in aircraft	-	-	3.359	222
86071900	Axles and wheels, and parts thereof	864	121	864	121
86073000	Hooks & oth coupling devices, buffers, and parts thereof	-	-	20.445	612
87019210	Agriculture tractors of engine 18kW>power<=37kW	437.756	53.640	945.050	122.180
87032351	Ambulances, gasoline of a cylinder <1500cc, Not CKD	-	-	213	2.539
87053000	Special purpose motor vhcl, not design for person & goodfire fighting vehicles	-	-	1.386	16.506
87059050	Oth special purpose motor vhcl,not design for person & goodStreet cleaning vhcl, cesspool emptiers, mobile clinics	-	-	20.722	6.000

HS	Uraian Komoditi	Triwulan IV/2021		Kumulatif	
		Nilai CIF (US \$)	Berat (kg)	Nilai CIF (US \$)	Berat (kg)
(1)	(2)	(3)	(4)	(5)	(6)
87079090	Bodies (incl cabs), for oth the motor vhcl of heading 8704 oth driver's cabin for dumpers designed for off-highway use	-	-	3.162	426
87081090	Bumper/parts and acc motor vhcl of heading 8701 to 8705for other vehicles of heading 8701	613	67	36.287	6.828
87082919	Components of door trim assemblies, for other vhcl of heading 87.02 or oth vhcl of heading 8704	556	28	556	28
87082999	Other interior trim fittings, mudguards	-	-	116	16
87083029	Other brake drums, brake discs or brake pipes for vehicles of heading 8703	488	139	488	139
87083030	Brake drums, brake discs or brake pipes for vehicles of heading 8702 or 8704	-	-	4.350	107
87083090	Other brake drums, brake discs or brake pipes for vehicles of heading 8702 or 8704	-	-	887	233
87087019	Other Hub-capsfor other vehicles of heading 8702 or 8704	5.741	1.631	6.731	1.657
87087099	Other road wheels and parts and accessories thereof for vhcl of other heading	-	-	27.685	27.700
87088099	Part of suspension systems (including shock-absorbers)for vhcl of other heading	-	-	656	172
87089118	Other radiators for vhcl of heading 8702 or 8705for vhcl of subheading 8704.10	-	-	847	66
87089119	Other radiators for vhcl of heading 8702 or 8705	-	-	992	36
87089199	Other part of radiators	-	-	150	39
87089390	Other clutches and parts thereof	-	-	750	197
87089924	Lower half of the fuel tank; fuel caps; filler pipes, filler hose assembly for vhcl of heading 8702, 8703/8704	2.920	150	2.920	150
87089999	Other unassembled fuel tanks; engine bracketsfor vehicles of other than heading 87.03	14.388	746	34.608	1.374
87091100	Electrical works trucks, self propelled, not fitted with lifting	2.728	463	2.728	463

HS	Uraian Komoditi	Triwulan IV/2021		Kumulatif	
		Nilai CIF (US \$)	Berat (kg)	Nilai CIF (US \$)	Berat (kg)
(1)	(2)	(3)	(4)	(5)	(6)
	equipment, of type used in factories, warehouses				
87099000	Part of electrical works trucks, self propelled, not fittedw/ lifting equipment, of type used in factories, warehouses	2.255	494	2.255	494
87116019	Other cycles with electric motor for propulsion, CKD	-	-	349	189
87116099	Other cycles with electric motor for propulsion, not CKD	-	-	15.859	4.263
87149199	Other parts for other forks for bicycles desined to be by children	778	77	1.373	263
87149994	Chain wheels and cranks; other parts for bicyles desined to be by children	-	-	235	73
87168010	Cart & wagon, sack truck, hand trolley & sim hand-propelledvehicl of a kind used in fact/workshop, except wheelbarrow	230	69	230	69
87168020	Wheelbarrows	-	-	268	181
87168090	Other wheelbarrows	-	-	56	19
87169096	Other castor wheels	-	-	13.440	714
87169099	Oth trailer and semi-trailers	123	9	302	17
88033000	Other parts of aeroplanes/helicoptersheading 8801 or 8802	2.959.300	2.991	2.959.300	2.991
89012050	Tankers of gross tonnage <= 5.000	1.837.143	3.790.000	4.737.143	6.744.000
89052000	Floating or submersible drilling or production platforms	-	-	309.710	122.815
89071000	Floating structures, inflatable rafts	54.345	5.100	54.345	5.100
90011090	Optical fibres, optical fibre bundle&cable foroth than telecom and electrical purpose	-	-	1.685	800
90013000	Contact lenses	-	-	194.686	7.230
90014000	Spectacle lenses of glass	346	34	497	74
90049050	Protective goggles	-	-	286	32
90049090	Spectacles & the like excl corrective, protective googles	434	48	551	55

HS	Uraian Komoditi	Triwulan IV/2021		Kumulatif	
		Nilai CIF (US \$)	Berat (kg)	Nilai CIF (US \$)	Berat (kg)
(1)	(2)	(3)	(4)	(5)	(6)
90058090	Monoculars & oth optical telescopes excl instrument forradioastronomy	314	44	314	44
90112000	Oth microscopes for photomicrography, cinephotomicrography or microprojection	-	-	411	33
90138090	Other devices, appliances&instruments of oth optical appliances	-	-	309	88
90153000	Levels (measuring higher of ground)	1.093	164	6.397	558
90160000	Balances of a sensitivity of 5 cg or better,with/without weights	2.492	350	2.856	411
90172010	Rulers,drawing,marking out,or mathematical calculating instruments	2	1	2	1
90172090	Oth drawing,marking-out/mathematical calculating instrument	10.962	4.867	12.509	5.031
90173000	Micrometers, callipers and gauges	241	37	1.210	227
90178000	Oth instruments for measuring length for use in hand /for example rods and tapes micrometer,callipers	165	26	4.861	3.760
90181100	Electro-cardiographs,used in medical	51.300	351	65.550	405
90181900	Other electro-diagnostic apparatus used in medical	27.780	190	27.780	190
90189030	Electronic instruments and appliances,used in medical	63.900	437	164.100	815
90189090	Other instruments and appliances,used in medical	194.000	1.328	194.799	1.402
90192000	Ozone therapy,oxygen therapy, aerosoltherapy, artificialrespiration/other therapeutic respiration apparatus	-	-	332.665	1.254
90200000	Breathing appliances&gas masks,excl protective masks having neither mechanical part nor replaceable filters	-	-	246	133
90241020	Mach&appliances for testing metals,not-electrically operated	-	-	106	1
90248010	Oth mach& appliances for electrically operated	157	51	21.157	951
90251100	Thermometers&pyrometers,liquid filled,for direct reading	-	-	813	107

HS	Uraian Komoditi	Triwulan IV/2021		Kumulatif	
		Nilai CIF (US \$)	Berat (kg)	Nilai CIF (US \$)	Berat (kg)
(1)	(2)	(3)	(4)	(5)	(6)
90251911	Thermometers&pyrometers,elect operated,temperature gauges for motor vehicles	-	-	177	13
90251919	Thermometers&pyrometers,elect operated,oth temperature gauges for motor vehicles	14.050	994	26.573	2.606
90251920	Thermometers&pyrometers not electrically operated	-	-	3.502	246
90258020	Oth instruments of oth than thermometers&pyrometers, electrically operated	1.765	543	1.765	543
90258030	Oth instruments of oth than thermometers&pyrometers, not electrically operated	-	-	46.256	932
90259010	Parts&aces of hidrometer,termometer/similar instrument, electrically operated	372	114	3.996	606
90261010	Level gauges for motor vehicles electrically operated	1.475	207	35.619	2.605
90261020	Level gauges for motor vehicles not electrically operated	-	-	9.673	195
90261030	Oth instrument & apparatus for measuring/check the flow/level of liquid, electrically operated	4.823	554	9.846	1.315
90261040	Oth instrument & apparatus for measuring/check the flow/level of liquid,not electrically operated	532	61	532	61
90262010	Presure gauges for motor vehicles,electrically operated	-	-	2.066	119
90262020	Presure gauges for motor vehicle, not electrically operated	-	-	6.176	132
90262030	Oth measuring/checking pressure instruments, electrically operated	-	-	29.598	7.353
90262040	Other measuring/checking pressure instruments,not electrically operated	791	13	1.738	210
90268010	Oth instruments/apparatus for measuring/checking the flow,level,presure,electrically operated	-	-	18.963	945
90268020	Oth instruments/apparatus for measuring/checking the flow,level,presure, not electrically operated	-	-	24.129	892
90269010	Part&acc for electrically operated instrument&apparatus,measure/che	998	59	2.312	180

HS	Uraian Komoditi	Triwulan IV/2021		Kumulatif	
		Nilai CIF (US \$)	Berat (kg)	Nilai CIF (US \$)	Berat (kg)
(1)	(2)	(3)	(4)	(5)	(6)
	ck the flow level,pressure				
90271010	Gas/smoke analysis apparatus, electrically operated	-	-	1.709	317
90271020	Gas/smoke analysis apparatus, not electrically operated	-	-	53.272	1.074
90273010	Spectro/spectrophotometers&spectrograph using optical radiation /UV, Visible, IR,electrically operated	10.080	69	10.080	69
90275010	Oth instrument&apparatus using optic radiations,(uv, visible, ir),electrically operated	-	-	240.801	7.207
90278030	Oth instruments&apparatus oth exposure meters,electricallyoperated	5.500	22.229	42.610	24.714
90279091	Microtomes, electrically operated	36.000	246	36.000	246
90281090	Other gas meters	3.916	599	4.160	669
90282090	Liquid meters other than water meters.	463	65	463	65
90283090	Electricity meters other than kilowatt hour meters (kwh)	2.243	151	39.246	1.495
90291090	Revolution counters, production counters, mileometers,pedometers and the like	-	-	1.100	289
90292020	Tachometers for motor vehicles	-	-	8.437	448
90299020	Parts & accessories of revolution countesr & the like of other goods of subheading 902920	-	-	348	47
90303100	Multimeters without a recording device	645	66	656	73
90303200	Multimeters with a recording device	-	-	48	3
90303310	Instrument&app for measuring/checking voltage, current,resist/power on PCB/PWB/PCA Other, w/o a recording device	-	-	626	189
90303320	Impedance-measuring apparatus design to visual/audiblewarning of electrostatic discharge condition	10.619	489	11.468	923
90303390	Oth instruments&apparatus for measuring/check voltage without a record device	630	89	4.699	396
90308490	Oth instrument&app with a record device for measure,check electrical	-	-	779	16

HS	Uraian Komoditi	Triwulan IV/2021		Kumulatif	
		Nilai CIF (US \$)	Berat (kg)	Nilai CIF (US \$)	Berat (kg)
(1)	(2)	(3)	(4)	(5)	(6)
	quantities on PCB/PWB and PCA				
90314990	Other optical instruments and appliances for other purposes	2.335	138	8.060	674
90318090	Oth instruments, appliances and machines, other cable tester	1.366	157	25.178	2.379
90319019	Oth parts&acc oth than inspect wafer/repair/measure PCB,PWB,PWA for elctrically operated	4.062	200	4.062	200
90321010	Thermostats, electrically operated	-	-	3.828	392
90322020	Manostats, not electrically operated	-	-	509	41
90328100	Hydraulic or pneumatic	585	232	821	300
90328910	Apparatus w/i automatic data process mach for automaticlycontrol the propulsion,ballast/cargo handll system of ship	47	15	47	15
90328939	Instrument&apparatus oth than automatic regulating voltage units(stabilizers),electrically operated	-	-	423	434
90328990	Oth automatic regulating/controlling instruments&app,not electrically operated	-	-	11.913	8.727
90329090	Other part & accessories automatic, regulating/controlling instruments & apparatus,not elect operated	319	126	319	126
91051100	Alarm clocks, electrically operated	-	-	435	151
91061000	Time-registers,time-recorders	-	-	114	4
94013000	Swivel seats with variable height adjustment	5.671	4.357	38.750	25.536
94016100	Oth seats,with wooden frames,upholstered	-	-	9.904	2.496
94017100	Other seats, with metal frames, upholste	1.400	1.076	34.716	10.863
94017990	Other seats, with metal frames, non-upholstered, withoutbackrest and/or the seat made of rattan	-	-	88.796	4.090
94018000	Oth seats(oth than those of head 9402)	-	-	1.289	711
94019040	Parts of seats of subheading 94013000	-	-	24	19

HS	Uraian Komoditi	Triwulan IV/2021		Kumulatif	
		Nilai CIF (US \$)	Berat (kg)	Nilai CIF (US \$)	Berat (kg)
(1)	(2)	(3)	(4)	(5)	(6)
94019092	Parts of seats of plastics	-	-	60	41
94029010	Furniture designed for medical,surgical/ veterinary purposes & parts thereof, oth than chairs	80.000	1.450	80.000	1.450
94031000	Metal furniture of a kind used in office	-	-	8.303	1.665
94032010	Oth metal furniture, fume cupboards	-	-	727	401
94032090	Oth metal furniture, other than fume cupboards	25.654	23.071	38.995	32.644
94033000	Wooden furniture of a kind used in offices	500	675	2.828	3.025
94035000	Wooden furniture of a kind used in the bedroom	21.430	25.237	42.816	47.647
94036090	Oth wooden furniture,oth than fume cupboard	1.100	1.080	31.024	25.951
94037090	Furniture of plastics oth than for baby walker,fumecupboard	5.052	5.448	5.237	5.525
94038990	Other furniture of cane, osier, bamboo or similar materials	-	-	15.250	4.596
94039090	Parts of metal, wood, plastics and bamboo furniture other than baby walker	640	27	2.072	516
94041000	Mattress supports	-	-	750	200
94049090	Other articles of bedding&similar furnishing	-	-	153	36
94051092	Fluorescent lamps and lighting fittings	17.230	6.162	55.056	21.066
94051099	Oth fluorescent lamps and lighting fittings oth than for operating rooms	-	-	6.109	1.455
94052010	Table desk bedside or floor standing lamps for operating rooms	29.000	198	184.760	785
94054020	Searchlights	-	-	3.961	681
94054040	Oth. electr lamps of spotlights	-	-	14.570	3.705
94054070	Non-flashing aerodrome beacons;lamps for railwayloc,aircraft, ships of base metal	43	297	43	297
94054099	Other lighting fittings	-	-	3.345	368
94055090	Other non elect lighting fittings	-	-	16.703	5.416

HS	Uraian Komoditi	Triwulan IV/2021		Kumulatif	
		Nilai CIF (US \$)	Berat (kg)	Nilai CIF (US \$)	Berat (kg)
(1)	(2)	(3)	(4)	(5)	(6)
94056090	Others illuminated signs	-	-	10.511	380
94059950	Parts of lamp made of ceramics or metal	3.653	1.307	4.301	1.544
94059990	Other parts of lamp not made of ceramics, metal, glass, or plastics	640	229	640	229
94069090	Prefabricated buildings of non-wood, fitted with mechanical or thermal equipment made of oth material	36.300	6.473	68.327	14.882
95049035	Other Mahjong tiles	-	-	229	112
95049099	other table designed for games not wood/ plastics	-	-	135	145
95066900	Other balls	-	-	73	31
95069100	Artic & equip for general physics exercise, gymnastics or athletics	17.200	8.448	28.245	14.088
96034000	Paint,distemper, varnish/similar brushes oth than 9603.30;Paint pads & rollers	439	8	3.357	925
96035000	Oth brushes constituting part of machine , appliancesor vehicles	4.000	2.178	22.024	2.638
96039020	Hand-operated mechanical floor sweepers, not motorised	-	-	2.308	1.562
96039040	Other brushes, other than tooth brush, hair brush, shavingbrush	-	-	1.725	56
96039090	Mops and feather dusters; squeegees (oth than rollersqueegees)	-	-	1.727	1.082
96082000	Felt tipped & other porous-tipped pens and markers	-	-	74	6
96089910	Duplicating stylos	98	15	98	15
96089999	Penholders,pencil-holders&similar holder;parts of ball poin	-	-	771	28
96091090	Crayons & oth pencils with lead encased in a rigid sheath	-	-	13	1
96099099	Pastels, drawing charcoals, tailors' cha and other pencils	-	-	156	35
96161010	Scent sprays and similar toilet sprays	518	1.014	1.718	2.853
Total		253.797.800	479.599.693	726.084.604	1.460.041.821

Lampiran 13. Impor Sulawesi Selatan Menurut Golongan Barang SITC

SITC	Uraian Golongan Barang (SITC)	Triwulan IV/2021		Kumulatif	
		Nilai CIF (US \$)	Berat (kg)	Nilai CIF (US \$)	Berat (kg)
(1)	(2)	(3)	(4)	(5)	(6)
00119	Binatang Hidup (Kec. Binatang Air)	1.299.538	348.660	1.299.538	348.660
03440	Ikan Segar, Dingin atau Beku	-	-	116.326	15.000
03619	Udang, Kerang dan Sejenisnya, Segar/Dingin	646.708	111.000	1.745.153	314.500
03722	Olahan Ikan, Udang dan Kerang	72.053	11.734	72.053	11.734
04120	Biji Gandum dan Meslin	63.256.221	177.404.894	165.007.366	509.950.795
05452	Sayur-sayuran Segar, Dingin	3.420.250	3.132.000	4.987.805	4.689.000
05661	Sayur-Sayuran Diawetkan	20.237	21.960	40.856	44.280
05773	Buah-buahan, Segar, atau Dikeringkan	570.130	96.390	1.658.293	697.279
05796	Buah-buahan, Segar, atau Dikeringkan	23.982	22.500	139.821	138.760
06111	Gula, Tetes dan Madu	38.200.492	72.299.000	120.435.046	283.822.000
06129	Gula, Tetes dan Madu	-	-	7.380.000	15.000.000
06196	Gula, Tetes dan Madu	262.083	769.420	621.851	1.803.860
06199	Gula, Tetes dan Madu	37.180	52.000	79.898	104.000
07210	Coklat	5.744.956	1.681.904	18.621.348	5.419.486
07240	Coklat	-	-	521.175	100.000
08123	Makanan Ternak	15.715	25.000	57.139	87.500
08131	Makanan Ternak	45.955.198	94.089.000	136.742.839	267.379.444
08141	Makanan Ternak	1.806.424	3.031.239	9.174.226	14.686.111
08151	Makanan Ternak	492.744	639.529	6.122.684	8.509.428
08153	Makanan Ternak	293.402	840.543	804.296	2.692.476
08199	Makanan Ternak	151.305	96.500	320.352	226.700
09860	Hasil Olahan yang Dapat Dimakan, Tds.	49.769	17.130	101.213	35.130
22220	Biji dan Buah Mengandung Minyak, Berkulit Lunak	596.539	1.050.000	810.754	1.469.199

SITC	Uraian Golongan Barang (SITC)	Triwulan IV/2021		Kumulatif	
		Nilai CIF (US \$)	Berat (kg)	Nilai CIF (US \$)	Berat (kg)
(1)	(2)	(3)	(4)	(5)	(6)
23213	Getah Karet Sintetis, Karet Sintetis	-	-	9.253	1.408
23219	Getah Karet Sintetis, Karet Sintetis	-	-	3.079	1.055
24840	Kayu Dikerjakan Sederhana Dan Bantalan Kayu	7.262	504	13.316	1.541
26653	Serat Buatan Untuk Dipintal	-	-	589	18
27312	Batu, Pasir dan kerikil	-	-	5.425	21.700
27323	Batu, Pasir dan kerikil	1.085.100	29.050.000	2.015.317	58.350.000
27324	Batu, Pasir dan kerikil	13.080	25.000	37.851	72.000
27331	Batu, Pasir dan kerikil	22	89	4.102	8.089
27340	Batu, Pasir dan kerikil	-	-	9.868	1.907
27822	Bahan Mineral Lainnya	-	-	11.785	98.492
27825	Bahan Mineral Lainnya	-	-	914.395	3.248.000
27829	Bahan Mineral Lainnya	-	-	12.762	10.800
27830	Bahan Mineral Lainnya	85.320	486.000	186.678	1.269.000
28320	Bijih Tembaga dan Pekatannya	-	-	29.538	1.085
29115	Bahan Mentah Berasal Dari Hewan	-	-	4.400	20.000
29195	Bahan Mentah Berasal Dari Hewan	-	-	294.275	485.551
29199	Bahan Mentah Berasal Dari Hewan	1.110	8	1.110	8
29229	Bahan Mentah Berasal Dari Tumbuh-tumbuhan	46.030	54.153	46.030	54.153
29296	Bahan Mentah Berasal Dari Tumbuh-tumbuhan	274.594	48.600	1.984.527	325.150
32500	Briket, Kokos dan Batubara Muda	4.424.798	20.493.000	8.309.687	44.819.000
33460	Hasil-hasil Minyak Bumi	2.486.293	3.678.341	6.578.660	9.711.551
33541	Sisa Hasil Minyak Bumi	4.611.091	9.665.353	16.881.718	39.452.100
51138	Hidrokarbon Tds, Halogenasi, Sulfonasi dan N	102.350	81.239	151.042	119.999
51375	Asam Polikarboksil dan Anhidranya	21.000	5.000	48.300	11.500

SITC	Uraian Golongan Barang (SITC)	Triwulan IV/2021		Kumulatif	
		Nilai CIF (US \$)	Berat (kg)	Nilai CIF (US \$)	Berat (kg)
(1)	(2)	(3)	(4)	(5)	(6)
51391	Asam Polikarboksil dan Anhidranya	67.220	39.600	285.621	192.314
51464	Persenyawaan Berfungsi Nitrogen	77.520	68.000	323.060	362.000
51467	Persenyawaan Berfungsi Nitrogen	31.240	22.000	219.998	149.000
51481	Persenyawaan Berfungsi Nitrogen	41.400	46.000	268.290	324.000
51544	Persenyawaan Organo-Inorganik dan Heterosiklik	449.400	200.000	3.156.000	1.320.000
51549	Persenyawaan Organo-Inorganik dan Heterosiklik	300.600	140.000	654.785	358.550
51691	Kimia Organik Lainnya	247.600	28.880	502.700	57.760
52210	Unsur Kimia, Halida, Oksida dan Garam-garamnya	11.540	67.740	53.787	254.123
52223	Unsur Kimia, Halida, Oksida dan Garam-garamnya	-	-	2	3
52226	Unsur Kimia, Halida, Oksida dan Garam-garamnya	-	-	8.076.107	32.963.700
52261	Unsur Kimia, Halida, Oksida dan Garam-garamnya	49.131	64.000	49.131	64.000
52262	Unsur Kimia, Halida, Oksida dan Garam-garamnya	574.080	1.248.000	1.731.496	4.004.000
52264	Unsur Kimia, Halida, Oksida dan Garam-garamnya	-	-	26.013	25.000
52269	Unsur Kimia, Halida, Oksida dan Garam-garamnya	-	-	850	708
52322	Garam Logam dan Peroksida dari Asam Anorganik	72.600	176.000	128.334	350.000
52329	Garam Logam dan Peroksida dari Asam Anorganik	127.095	297.000	282.764	682.500
52344	Garam Logam dan Peroksida dari Asam Anorganik	16.500	25.000	51.884	83.000
52349	Garam Logam dan Peroksida dari Asam Anorganik	1.625	2.500	23.257	37.030
52363	Garam Logam dan Peroksida dari Asam Anorganik	196.150	325.000	684.580	1.471.000
52373	Garam Logam dan Peroksida dari Asam Anorganik	53.200	190.000	105.642	373.000
52374	Garam Logam dan Peroksida dari Asam Anorganik	15.790	10.000	15.790	10.000
52383	Garam Logam dan Peroksida dari Asam Anorganik	891	745	4.635	1.817
53314	Bahan Pewarna Lainnya	5.916	304	5.916	304

SITC	Uraian Golongan Barang (SITC)	Triwulan IV/2021		Kumulatif	
		Nilai CIF (US \$)	Berat (kg)	Nilai CIF (US \$)	Berat (kg)
(1)	(2)	(3)	(4)	(5)	(6)
53341	Bahan Pewarna Lainnya	-	-	1.522	332
53342	Bahan Pewarna Lainnya	30.306	2.102	124.870	33.338
53351	Bahan Pewarna Lainnya	45.767	12.300	109.280	25.825
53354	Bahan Pewarna Lainnya	60.670	21.451	152.712	116.462
53355	Bahan Pewarna Lainnya	-	-	3.860	842
54117	Bahan Obat-obatan dan Kesehatan	-	-	82.400	9.440
54191	Bahan Obat-obatan dan Kesehatan	-	-	1.014	230
54212	Obat-obatan (Termasuk Obat Hewan)	-	-	307.750	125.000
55149	Minyak Atsiri dan Bahan Wangi-wangian	10.086	2.460	74.008	16.365
55330	Kosmetika	64	1	361	11
55422	Sabun dan Bahan Pembersih Lainnya	-	-	400	250
56213	Pupuk Buatan Pabrik	11.178.750	25.000.000	11.178.750	25.000.000
56231	Pupuk Buatan Pabrik	28.000	25.000	83.843	113.686
56232	Pupuk Buatan Pabrik	-	-	4.369	2.000
56291	Pupuk Buatan Pabrik	26.950	50.000	26.950	50.000
57112	Polimer Dari Etilena, Bentuk Awal	42.768	36.000	716.409	588.000
57419	Poliacetal, Kecuali Polieter dan Damar Epoksid	70.080	32.000	70.080	32.000
57433	Poliacetal, Kecuali Polieter dan Damar Epoksid	1.206.154	1.144.000	3.515.199	3.454.000
57511	Bahan Plastik Lainnya, Dalam Bentuk Awal	-	-	1.597	3.154
57593	Bahan Plastik Lainnya, Dalam Bentuk Awal	-	-	257	78
57595	Bahan Plastik Lainnya, Dalam Bentuk Awal	-	-	32.843	10.000
58110	Tabung, Pipa dan Selang dari Bahan Plastik	-	-	574	900
58120	Tabung, Pipa dan Selang dari Bahan Plastik	11.068	1.742	75.191	12.947

SITC	Uraian Golongan Barang (SITC)	Triwulan IV/2021		Kumulatif	
		Nilai CIF (US \$)	Berat (kg)	Nilai CIF (US \$)	Berat (kg)
(1)	(2)	(3)	(4)	(5)	(6)
58130	Tabung, Pipa dan Selang dari Bahan Plastik	2.127	269	12.133	1.663
58140	Tabung, Pipa dan Selang dari Bahan Plastik	5.485	671	8.415	1.048
58160	Tabung, Pipa dan Selang dari Bahan Plastik	1.492	433	166.580	108.501
58170	Tabung, Pipa dan Selang dari Bahan Plastik	3.511	608	10.471	1.853
58211	Pelat, Lembaran, Film dan Foil Dari Plastik	57	4	1.284	455
58219	Pelat, Lembaran, Film dan Foil Dari Plastik	1.956	2.491	14.770	4.322
58221	Pelat, Lembaran, Film dan Foil Dari Plastik	42.435	26.400	176.586	127.273
58223	Pelat, Lembaran, Film dan Foil Dari Plastik	-	-	1.208	419
58224	Pelat, Lembaran, Film dan Foil Dari Plastik	5.781	3.300	5.781	3.300
58226	Pelat, Lembaran, Film dan Foil Dari Plastik	-	-	261	542
58229	Pelat, Lembaran, Film dan Foil Dari Plastik	-	-	2.092	604
58291	Pelat, Lembaran, Film dan Foil Dari Plastik	4.259	239	25.478	14.652
58299	Pelat, Lembaran, Film dan Foil Dari Plastik	-	-	107.849	61.649
58390	Bahan Plastik Dalam Bentuk Monofil	283	104	562	142
59120	Obat Pembasmi Kuman, Serangga, Cendawan, Ds	61.146	50.000	245.332	200.000
59140	Obat Pembasmi Kuman, Serangga, Cendawan, Ds	115.920	72.000	649.260	414.000
59213	Patih, Inulin, Glutan Gandum	-	-	42.840	63.000
59226	Patih, Inulin, Glutan Gandum	6.022	281	11.145	469
59227	Patih, Inulin, Glutan Gandum	-	-	25.240	726
59229	Patih, Inulin, Glutan Gandum	90.919	25.657	169.635	57.227
59721	Hasil Tambahan Dari Olahan Minyak Mineral	-	-	2.807	129
59729	Hasil Tambahan Dari Olahan Minyak Mineral	-	-	13.302	361
59731	Hasil Tambahan Dari Olahan Minyak Mineral	-	-	900	544

SITC	Uraian Golongan Barang (SITC)	Triwulan IV/2021		Kumulatif	
		Nilai CIF (US \$)	Berat (kg)	Nilai CIF (US \$)	Berat (kg)
(1)	(2)	(3)	(4)	(5)	(6)
59733	Hasil Tambahan Dari Olahan Minyak Mineral	-	-	9.196	3.445
59772	Hasil Tambahan Dari Olahan Minyak Mineral	46	3	241	24
59774	Hasil Tambahan Dari Olahan Minyak Mineral	-	-	324	93
59814	Bahan Kimia Lainnya, Tds	-	-	12.131	10.021
59839	Bahan Kimia Lainnya, Tds	9.556	7.200	12.368	8.200
59861	Bahan Kimia Lainnya, Tds	717.884	778.722	2.229.943	2.477.626
59889	Bahan Kimia Lainnya, Tds	-	-	2.569	561
59896	Bahan Kimia Lainnya, Tds	-	-	6.789	408
59899	Bahan Kimia Lainnya, Tds	20.859	14.387	75.897	57.653
61290	Barang-barang Kulit	1.785	474	2.191	694
62119	Bahan-bahan Dari Karet	-	-	4.070	755
62129	Bahan-bahan Dari Karet	261	14	1.164	54
62132	Bahan-bahan Dari Karet	17.156	5.166	36.824	7.816
62133	Bahan-bahan Dari Karet	2.939	892	2.939	892
62141	Bahan-bahan Dari Karet	46.881	2.934	56.849	4.395
62142	Bahan-bahan Dari Karet	2.524	831	7.890	2.525
62143	Bahan-bahan Dari Karet	1.468	70	2.920	879
62144	Bahan-bahan Dari Karet	10.320	2.569	11.104	2.727
62145	Bahan-bahan Dari Karet	144.630	108.248	297.064	118.752
62510	Ban Luar dan Dalam, untuk Segala Jenis Roda	-	-	141.999	46.198
62520	Ban Luar dan Dalam, untuk Segala Jenis Roda	-	-	327.228	107.010
62551	Ban Luar dan Dalam, untuk Segala Jenis Roda	-	-	10.984	5.390
62591	Ban Luar dan Dalam, untuk Segala Jenis Roda	2.264	340	51.371	16.195
62592	Ban Luar dan Dalam, untuk Segala Jenis Roda	17.004	6.539	17.004	6.539

SITC	Uraian Golongan Barang (SITC)	Triwulan IV/2021		Kumulatif	
		Nilai CIF (US \$)	Berat (kg)	Nilai CIF (US \$)	Berat (kg)
(1)	(2)	(3)	(4)	(5)	(6)
62593	Ban Luar dan Dalam, untuk Segala Jenis Roda	-	-	6.303	4.021
62594	Ban Luar dan Dalam, untuk Segala Jenis Roda	11.750	4.460	46.071	15.190
62921	Barang-barang Karet, Tds	2.850	369	675.918	243.569
62922	Barang-barang Karet, Tds	310.807	17.130	711.062	64.263
62991	Barang-barang Karet, Tds	-	-	320	473
62992	Barang-barang Karet, Tds	-	-	1.423	105
62999	Barang-barang Karet, Tds	8.498	2.107	50.514	11.854
63411	Plywood, Tripleks , dsb	154	11	154	11
63412	Plywood, Tripleks , dsb	50.677	2.645	157.980	5.801
63539	Barang-barang kayu, Tds	-	-	23.882	37.840
64129	Kertas dan Kertas Karton	6.102	377	18.906	800
64142	Kertas dan Kertas Karton	948.109	1.044.767	2.777.833	3.048.087
64159	Kertas dan Kertas Karton	-	-	5.483	3.296
64178	Kertas dan Kertas Karton	-	-	145	58
64211	Barang-barang Kertas Lainnya	35	44	35	44
64213	Barang-barang Kertas Lainnya	56.790	22.731	171.738	60.803
65122	Benang Tekstil	148	12	162	14
65169	Benang Tekstil	-	-	700	200
65222	Kain Tenunan, Kapas	-	-	4.503	1.063
65314	Kain Tenunan dari Serat Buatan	11.781	3.112	35.087	9.527
65419	Kain Tenunan Lainnya	966	67	2.246	112
65460	Kain Tenunan Lainnya	1.103	2.125	1.103	2.125
65613	Tule, Kain Beludru, dsb	-	-	53	3
65720	Benang dan Kain Tekstil Khusus dan Produknya	-	-	4.294	2.526

SITC	Uraian Golongan Barang (SITC)	Triwulan IV/2021		Kumulatif	
		Nilai CIF (US \$)	Berat (kg)	Nilai CIF (US \$)	Berat (kg)
(1)	(2)	(3)	(4)	(5)	(6)
65732	Benang dan Kain Tekstil Khusus dan Produknya	247	35	6.536	927
65733	Benang dan Kain Tekstil Khusus dan Produknya	-	-	567	62
65751	Benang dan Kain Tekstil Khusus dan Produknya	245	57	50.187	23.212
65752	Benang dan Kain Tekstil Khusus dan Produknya	4.376	593	7.904	793
65759	Benang dan Kain Tekstil Khusus dan Produknya	-	-	901	574
65773	Benang dan Kain Tekstil Khusus dan Produknya	51.595	8.584	256.353	100.021
65791	Benang dan Kain Tekstil Khusus dan Produknya	-	-	676	68
65792	Benang dan Kain Tekstil Khusus dan Produknya	6.946	4.095	27.469	16.534
65811	Barang Tekstil Jadi Lainnya	-	-	49.472	35.904
65813	Barang Tekstil Jadi Lainnya	242.877	77.182	516.601	167.339
65822	Barang Tekstil Jadi Lainnya	105.975	53.051	332.425	158.609
65833	Barang Tekstil Jadi Lainnya	-	-	395	40
65841	Barang Tekstil Jadi Lainnya	-	-	140	4
65842	Barang Tekstil Jadi Lainnya	-	-	296	100
65893	Barang Tekstil Jadi Lainnya	1.157	94	10.302	3.167
66136	Semen, Kapur dan Bahan Bangunan Buatan Pabrik	17.709	26.500	66.151	117.006
66139	Semen, Kapur dan Bahan Bangunan Buatan Pabrik	-	-	2.498	4.886
66181	Semen, Kapur dan Bahan Bangunan Buatan Pabrik	2.985	1.098	4.623	3.798
66183	Semen, Kapur dan Bahan Bangunan Buatan Pabrik	29.945	3.668	52.956	24.177
66232	Barang Konstruksi	1.991.443	1.934.325	7.952.383	10.771.941
66233	Barang Konstruksi	132.893	309.525	2.182.263	5.087.169
66244	Barang Konstruksi	2.084.213	9.657.977	8.844.922	42.794.553
66245	Barang Konstruksi	553.313	2.653.950	1.319.015	6.335.152
66311	Hasil Industri dari Bahan Mineral	-	-	661	24

SITC	Uraian Golongan Barang (SITC)	Triwulan IV/2021		Kumulatif	
		Nilai CIF (US \$)	Berat (kg)	Nilai CIF (US \$)	Berat (kg)
(1)	(2)	(3)	(4)	(5)	(6)
66312	Hasil Industri dari Bahan Mineral	37.736	19.567	79.482	36.005
66313	Hasil Industri dari Bahan Mineral	-	-	2	1
66321	Hasil Industri dari Bahan Mineral	-	-	52	2
66322	Hasil Industri dari Bahan Mineral	-	-	2.614	907
66329	Hasil Industri dari Bahan Mineral	1.326	123	7.236	3.102
66332	Hasil Industri dari Bahan Mineral	-	-	1.517	3.108
66333	Hasil Industri dari Bahan Mineral	-	-	5.280	579
66335	Hasil Industri dari Bahan Mineral	1.894	265	1.894	265
66351	Hasil Industri dari Bahan Mineral	-	-	10.824	1.453
66353	Hasil Industri dari Bahan Mineral	10.902	3.264	32.181	3.955
66381	Hasil Industri dari Bahan Mineral	-	-	5.692	773
66382	Hasil Industri dari Bahan Mineral	7.004	360	24.785	1.675
66441	Kaca/Gelas	302.352	766.612	1.035.416	3.112.077
66489	Kaca/Gelas	15.830	21.526	28.088	43.138
66495	Kaca/Gelas	37.511	7.559	48.834	9.676
66510	Barang-barang Kaca	7.347	14.378	59.797	93.988
66591	Barang-barang Kaca	461	161	4.937	1.529
66593	Barang-barang Kaca	-	-	485	1.000
67131	Besi Kasar, Besi Cor, Besi Beton	-	-	24.019	102.000
67159	Besi Kasar, Besi Cor, Besi Beton	2.152.001	80.000	15.501.005	844.869
67324	Besi Lembaran, Tidak Disepuh	207.969	213.295	998.477	1.140.709
67329	Besi Lembaran, Tidak Disepuh	488	161	488	161
67412	Besi Lembaran, Disepuh	-	-	71.057	8.392
67413	Besi Lembaran, Disepuh	29.724	20.804	59.298	45.861

SITC	Uraian Golongan Barang (SITC)	Triwulan IV/2021		Kumulatif	
		Nilai CIF (US \$)	Berat (kg)	Nilai CIF (US \$)	Berat (kg)
(1)	(2)	(3)	(4)	(5)	(6)
67414	Besi Lembaran, Disepuh	-	-	3.071	3.874
67431	Besi Lembaran, Disepuh	18.566	66.468	18.566	66.468
67444	Besi Lembaran, Disepuh	-	-	3.359	241
67452	Besi Lembaran, Disepuh	-	-	8.518	318
67551	Lembaran Dari Paduan Baja	-	-	83.013	40.000
67555	Lembaran Dari Paduan Baja	372.681	113.130	372.681	113.130
67572	Lembaran Dari Paduan Baja	-	-	1.074	253
67574	Lembaran Dari Paduan Baja	-	-	2.926	155
67621	Batang, kawat, Dari Besi Dan Baja	-	-	5.539	214
67634	Batang, kawat, Dari Besi Dan Baja	-	-	120.108	51.009
67643	Batang, kawat, Dari Besi Dan Baja	-	-	6.784	6.150
67645	Batang, kawat, Dari Besi Dan Baja	4.281	800	4.281	800
67681	Batang, kawat, Dari Besi Dan Baja	75.144	80.201	100.415	109.553
67682	Batang, kawat, Dari Besi Dan Baja	566.947	285.381	861.709	603.492
67683	Batang, kawat, Dari Besi Dan Baja	188	57	10.472	12.409
67685	Batang, kawat, Dari Besi Dan Baja	1.103	364	207.038	228.416
67686	Batang, kawat, Dari Besi Dan Baja	-	-	1.817	1.680
67687	Batang, kawat, Dari Besi Dan Baja	303.099	92.196	303.099	92.196
67688	Batang, kawat, Dari Besi Dan Baja	24.275	27.760	24.275	27.760
67701	Rel-rel dan Perlengkapannya dari Besi/Baja	19.809	21.320	1.062.838	1.427.502
67709	Rel-rel dan Perlengkapannya dari Besi/Baja	1.962	92	8.829	344
67814	Kawat Dari Besi atau Baja	-	-	1.672	1.051
67815	Kawat Dari Besi atau Baja	34.585	14.780	99.593	19.181

SITC	Uraian Golongan Barang (SITC)	Triwulan IV/2021		Kumulatif	
		Nilai CIF (US \$)	Berat (kg)	Nilai CIF (US \$)	Berat (kg)
(1)	(2)	(3)	(4)	(5)	(6)
67819	Kawat Dari Besi atau Baja	1.190	319	1.190	319
67821	Kawat Dari Besi atau Baja	110	20	110	20
67911	Pipa dan Tabung Besi atau Baja	88.508	31.430	126.548	57.246
67912	Pipa dan Tabung Besi atau Baja	-	-	310	11.697
67914	Pipa dan Tabung Besi atau Baja	48.134	16.605	57.567	23.433
67915	Pipa dan Tabung Besi atau Baja	-	-	4.873	1.576
67917	Pipa dan Tabung Besi atau Baja	-	-	1.315	9.112
67931	Pipa dan Tabung Besi atau Baja	-	-	3.156	2.980
67933	Pipa dan Tabung Besi atau Baja	-	-	17.042	25.124
67943	Pipa dan Tabung Besi atau Baja	43.703	5.857	124.654	89.082
67944	Pipa dan Tabung Besi atau Baja	170.609	51.366	209.132	92.825
67949	Pipa dan Tabung Besi atau Baja	87.336	27.664	88.295	27.766
67951	Pipa dan Tabung Besi atau Baja	-	-	1.385	1.270
67952	Pipa dan Tabung Besi atau Baja	164	59	5.025	707
67953	Pipa dan Tabung Besi atau Baja	18.023	6.512	19.948	7.722
67954	Pipa dan Tabung Besi atau Baja	-	-	210	8
67956	Pipa dan Tabung Besi atau Baja	97.505	17.833	264.815	23.286
67959	Pipa dan Tabung Besi atau Baja	19.761	4.048	29.566	8.565
68241	Barang-barang Tembaga	16.667	421	16.667	421
68251	Barang-barang Tembaga	-	-	52.911	15.150
68252	Barang-barang Tembaga	-	-	500	97
68271	Barang-barang Tembaga	-	-	142.478	54.472
68272	Barang-barang Tembaga	-	-	1.612	635
68311	Barang-barang Nikel	3.854.420	203.065	3.854.420	203.065

SITC	Uraian Golongan Barang (SITC)	Triwulan IV/2021		Kumulatif	
		Nilai CIF (US \$)	Berat (kg)	Nilai CIF (US \$)	Berat (kg)
(1)	(2)	(3)	(4)	(5)	(6)
68412	Barang-barang Alumunium	394.669	225.525	394.669	225.525
68421	Barang-barang Alumunium	-	-	323.491	220.830
68423	Barang-barang Alumunium	872.242	421.039	3.249.213	1.915.842
68424	Barang-barang Alumunium	125	41	125	41
68426	Barang-barang Alumunium	8.774	2.892	8.784	2.895
68427	Barang-barang Alumunium	1.027	339	1.087	356
68520	Barang-barang dari Timah Hitam	-	-	14.969	100.000
68631	Barang-barang Seng	-	-	1.402	318
68720	Barang-barang Timah	-	-	170	23
68915	Barang-barang Dari Logam Lainnya	-	-	5	8
68995	Barang-barang Dari Logam Lainnya	-	-	401	15
69112	Bangunan dan Bagian Bangunan	27.240	8.983	88.358	52.958
69114	Bangunan dan Bagian Bangunan	2.480	116	102.881	46.046
69119	Bangunan dan Bagian Bangunan	315.718	412.294	619.859	685.582
69121	Bangunan dan Bagian Bangunan	31.287	30.438	66.024	57.569
69129	Bangunan dan Bagian Bangunan	538	100	1.959	659
69211	Tangki Untuk Penyimpanan/Pengangkutang Barang	815.994	245.673	816.051	245.689
69241	Tangki Untuk Penyimpanan/Pengangkutang Barang	153.490	22.982	277.980	46.010
69242	Tangki Untuk Penyimpanan/Pengangkutang Barang	-	-	19.794	6.426
69243	Tangki Untuk Penyimpanan/Pengangkutang Barang	20.848	9.013	25.526	10.617
69311	Kawat dan produk Ikutannya	284	39	87.710	35.884
69313	Kawat dan produk Ikutannya	-	-	31.537	11.175

SITC	Uraian Golongan Barang (SITC)	Triwulan IV/2021		Kumulatif	
		Nilai CIF (US \$)	Berat (kg)	Nilai CIF (US \$)	Berat (kg)
(1)	(2)	(3)	(4)	(5)	(6)
69350	Kawat dan produk Ikutannya	11.687	2.801	60.547	19.324
69410	Paku, Mur, Baut dan Semacamnya	-	-	38.819	13.796
69421	Paku, Mur, Baut dan Semacamnya	303.907	8.069	503.809	52.713
69422	Paku, Mur, Baut dan Semacamnya	95.599	3.197	180.755	8.953
69433	Paku, Mur, Baut dan Semacamnya	822	271	822	271
69440	Paku, Mur, Baut dan Semacamnya	-	-	5.527	742
69510	Perkakas Pertukangan Tangan	-	-	106	52
69521	Perkakas Pertukangan Tangan	7.845	3.572	15.944	6.916
69522	Perkakas Pertukangan Tangan	-	-	1.610	717
69523	Perkakas Pertukangan Tangan	22.160	5.956	31.524	8.381
69530	Perkakas Pertukangan Tangan	26.674	11.465	45.503	17.808
69541	Perkakas Pertukangan Tangan	-	-	4.803	3.095
69542	Perkakas Pertukangan Tangan	438	114	3.451	1.176
69543	Perkakas Pertukangan Tangan	-	-	178	9
69544	Perkakas Pertukangan Tangan	4.176	1.890	4.399	1.925
69545	Perkakas Pertukangan Tangan	93	125	107	128
69546	Perkakas Pertukangan Tangan	4.957	1.766	83.646	23.606
69547	Perkakas Pertukangan Tangan	-	-	2.350	778
69549	Perkakas Pertukangan Tangan	18	3	956	106
69552	Perkakas Pertukangan Tangan	2.310	1.047	2.415	1.107
69553	Perkakas Pertukangan Tangan	297	24	3.630	1.006
69554	Perkakas Pertukangan Tangan	200	626	200	626
69555	Perkakas Pertukangan Tangan	-	-	5.176	1.494
69559	Perkakas Pertukangan Tangan	-	-	5.990	420

SITC	Uraian Golongan Barang (SITC)	Triwulan IV/2021		Kumulatif	
		Nilai CIF (US \$)	Berat (kg)	Nilai CIF (US \$)	Berat (kg)
(1)	(2)	(3)	(4)	(5)	(6)
69561	Perkakas Pertukangan Tangan	5.429	632	136.891	14.226
69563	Perkakas Pertukangan Tangan	374	18	51.333	16.994
69564	Perkakas Pertukangan Tangan	180.189	23.334	194.786	30.755
69570	Perkakas Pertukangan Tangan	-	-	848	131
69640	Pisau dan Alat Potongan Lainnya	279	51	279	51
69651	Pisau dan Alat Potongan Lainnya	-	-	70	9
69659	Pisau dan Alat Potongan Lainnya	-	-	15	9
69680	Pisau dan Alat Potongan Lainnya	584	472	615	481
69741	Perabotan Rumah Tangga dari Logam Basa	5.040	10.320	5.223	10.419
69743	Perabotan Rumah Tangga dari Logam Basa	6.381	9.660	35.827	49.563
69911	Produk Logam Tidak Mulia, Lainnya	377	10	17.486	5.605
69912	Produk Logam Tidak Mulia, Lainnya	-	-	6.672	220
69913	Produk Logam Tidak Mulia, Lainnya	7.304	120	61.098	1.748
69914	Produk Logam Tidak Mulia, Lainnya	2.411	277	6.666	1.361
69916	Produk Logam Tidak Mulia, Lainnya	10.349	911	22.154	1.380
69919	Produk Logam Tidak Mulia, Lainnya	-	-	1.386	65
69922	Produk Logam Tidak Mulia, Lainnya	-	-	1.134	322
69932	Produk Logam Tidak Mulia, Lainnya	-	-	79	4
69933	Produk Logam Tidak Mulia, Lainnya	27.739	2.237	28.287	2.257
69940	Produk Logam Tidak Mulia, Lainnya	122.973	2.803	153.406	3.921
69951	Produk Logam Tidak Mulia, Lainnya	102.790	57.753	301.502	101.328
69953	Produk Logam Tidak Mulia, Lainnya	69.786	8.408	114.466	14.793
69954	Produk Logam Tidak Mulia, Lainnya	-	-	2.414	62

SITC	Uraian Golongan Barang (SITC)	Triwulan IV/2021		Kumulatif	
		Nilai CIF (US \$)	Berat (kg)	Nilai CIF (US \$)	Berat (kg)
(1)	(2)	(3)	(4)	(5)	(6)
69955	Produk Logam Tidak Mulia, Lainnya	13.761	14.130	284.623	136.413
69961	Produk Logam Tidak Mulia, Lainnya	24.653	1.138	89.928	4.208
69962	Produk Logam Tidak Mulia, Lainnya	-	-	148.720	66.140
69963	Produk Logam Tidak Mulia, Lainnya	3.568	2.140	412.321	367.864
69965	Produk Logam Tidak Mulia, Lainnya	-	-	4.565	2.126
69967	Produk Logam Tidak Mulia, Lainnya	3.051	3.097	59.317	5.914
69969	Produk Logam Tidak Mulia, Lainnya	397.361	103.007	480.440	131.908
69973	Produk Logam Tidak Mulia, Lainnya	933	114	83.606	5.736
69977	Produk Logam Tidak Mulia, Lainnya	-	-	50.948	29.594
69979	Produk Logam Tidak Mulia, Lainnya	36.828	6.962	117.068	22.053
69991	Produk Logam Tidak Mulia, Lainnya	262	31	262	31
71111	Ket.Uap Air & Ket.Uap Lainnya Utk.Mb.Vap	25.350	2.754	683.337	306.280
71112	Ket.Uap Air & Ket.Uap Lainnya Utk.Mb.Vap	-	-	337.100	103.016
71191	Ket.Uap Air & Ket.Uap Lainnya Utk.Mb.Vap	1.169	137	1.151.377	114.058
71192	Ket.Uap Air & Ket.Uap Lainnya Utk.Mb.Vap	-	-	32.496	1.630
71219	Turbin Uap & Turbin Pembangkit Lainnya	349.011	44.750	349.011	44.750
71280	Turbin Uap & Turbin Pembangkit Lainnya	94.481	8.897	520.729	24.983
71323	Mesin PistonPembakaran Dalam & Bagian	-	-	3.686	501
71333	Mesin PistonPembakaran Dalam & Bagian	285.643	14.282	285.643	14.282
71381	Mesin PistonPembakaran Dalam & Bagian	-	-	9.741	755
71382	Mesin PistonPembakaran Dalam & Bagian	405	124	405	124
71391	Mesin PistonPembakaran Dalam & Bagian	63	18	63	18
71392	Mesin PistonPembakaran Dalam & Bagian	-	-	889	29

SITC	Uraian Golongan Barang (SITC)	Triwulan IV/2021		Kumulatif	
		Nilai CIF (US \$)	Berat (kg)	Nilai CIF (US \$)	Berat (kg)
(1)	(2)	(3)	(4)	(5)	(6)
71499	Mesin dan Motor Bukan Listrik, Bagian Tds	6.164.942	51.749	6.164.942	51.749
71610	Instalasi Pembangkit Listrik & Perlengk.	1.467	296	93.872	80.752
71620	Instalasi Pembangkit Listrik & Perlengk.	23.931	607	86.064	16.557
71631	Instalasi Pembangkit Listrik & Perlengk.	112.246	17.582	226.168	75.483
71632	Instalasi Pembangkit Listrik & Perlengk.	374.187	21.450	375.045	21.513
71651	Instalasi Pembangkit Listrik & Perlengk.	34.200	6.314	35.140	6.619
71652	Instalasi Pembangkit Listrik & Perlengk.	-	-	1.495.968	108.100
71690	Instalasi Pembangkit Listrik & Perlengk.	19.174	1.971	25.378	2.667
71811	Mesin Tenaga Lainnya dan Bagiannya	-	-	1.686.831	97.674
71819	Mesin Tenaga Lainnya dan Bagiannya	-	-	118.815	24.045
71891	Mesin Tenaga Lainnya dan Bagiannya	298	45	9.185	4.595
71892	Mesin Tenaga Lainnya dan Bagiannya	-	-	1.254	233
71893	Mesin Tenaga Lainnya dan Bagiannya	-	-	12.318	4.885
71899	Mesin Tenaga Lainnya dan Bagiannya	-	-	2.040	145
72113	Mesin Pertanian dan Perlengkapannya	106.668	17.780	106.668	17.780
72122	Mesin Pertanian dan Perlengkapannya	159.882	17.666	7.965.437	1.022.372
72126	Mesin Pertanian dan Perlengkapannya	-	-	3.895	383
72127	Mesin Pertanian dan Perlengkapannya	940	516	30.226	1.721
72129	Mesin Pertanian dan Perlengkapannya	12.477	6.083	458.928	112.831
72195	Mesin Pertanian dan Perlengkapannya	-	-	85.280	26.300
72196	Mesin Pertanian dan Perlengkapannya	-	-	382.000	90.500
72199	Mesin Pertanian dan Perlengkapannya	-	-	20.482	5.148
72249	Traktor	437.756	53.640	945.050	122.180

SITC	Uraian Golongan Barang (SITC)	Triwulan IV/2021		Kumulatif	
		Nilai CIF (US \$)	Berat (kg)	Nilai CIF (US \$)	Berat (kg)
(1)	(2)	(3)	(4)	(5)	(6)
72311	Mesin Bangunan dan Konstruksi Tds	246.613	54.453	246.613	54.453
72312	Mesin Bangunan dan Konstruksi Tds	-	-	59.404	20.404
72321	Mesin Bangunan dan Konstruksi Tds	35.567	12.330	259.401	116.258
72322	Mesin Bangunan dan Konstruksi Tds	1.191.680	336.000	4.647.141	1.311.010
72329	Mesin Bangunan dan Konstruksi Tds	91.220	15.320	129.015	24.820
72331	Mesin Bangunan dan Konstruksi Tds	-	-	420	100
72333	Mesin Bangunan dan Konstruksi Tds	-	-	50.774	17.328
72337	Mesin Bangunan dan Konstruksi Tds	-	-	5.071	2.944
72339	Mesin Bangunan dan Konstruksi Tds	-	-	10.516	1.601
72344	Mesin Bangunan dan Konstruksi Tds	-	-	76.447	1.193
72345	Mesin Bangunan dan Konstruksi Tds	-	-	378	115
72347	Mesin Bangunan dan Konstruksi Tds	18.504	4.317	230.221	30.375
72348	Mesin Bangunan dan Konstruksi Tds	430.596	9.065	438.274	9.498
72391	Mesin Bangunan dan Konstruksi Tds	6.596	2.142	387.209	60.412
72393	Mesin Bangunan dan Konstruksi Tds	21.600	5.039	85.196	45.906
72399	Mesin Bangunan dan Konstruksi Tds	153.221	43.485	835.482	281.956
72435	Mesin Utk Mengerjakan Tekstil dan Kulit	793	149	793	149
72439	Mesin Utk Mengerjakan Tekstil dan Kulit	2.680	368	13.464	3.407
72442	Mesin Utk Mengerjakan Tekstil dan Kulit	55.140	3.266	55.140	3.266
72449	Mesin Utk Mengerjakan Tekstil dan Kulit	6.150	390	6.150	390
72454	Mesin Utk Mengerjakan Tekstil dan Kulit	112.815	10.800	112.815	10.800
72461	Mesin Utk Mengerjakan Tekstil dan Kulit	2.200	260	2.200	260
72474	Mesin Utk Mengerjakan Tekstil dan Kulit	13.028	3.922	13.028	3.922

SITC	Uraian Golongan Barang (SITC)	Triwulan IV/2021		Kumulatif	
		Nilai CIF (US \$)	Berat (kg)	Nilai CIF (US \$)	Berat (kg)
(1)	(2)	(3)	(4)	(5)	(6)
72491	Mesin Utk Mengerjakan Tekstil dan Kulit	-	-	12.919	11.141
72521	Mesin Utk Mengerjakan Pulp & Kertas	-	-	450	690
72591	Mesin Utk Mengerjakan Pulp & Kertas	-	-	2.312	1.597
72599	Mesin Utk Mengerjakan Pulp & Kertas	-	-	1.869	1.291
72711	Mesin Unt.Industri Pengolahan Makanan	35.350	19.865	110.271	61.237
72719	Mesin Unt.Industri Pengolahan Makanan	1.475	1.001	7.838	3.607
72721	Mesin Unt.Industri Pengolahan Makanan	91.630	13.141	91.630	13.141
72722	Mesin Unt.Industri Pengolahan Makanan	-	-	543.644	124.365
72729	Mesin Unt.Industri Pengolahan Makanan	406	147	34.412	1.467
72811	Mesin Lainnya Untuk Industri Tertentu	45.589	77.912	81.259	98.959
72812	Mesin Lainnya Untuk Industri Tertentu	-	-	116.958	40.541
72819	Mesin Lainnya Untuk Industri Tertentu	2.576	1	10.481	4.355
72831	Mesin Lainnya Untuk Industri Tertentu	6.245	2.625	18.726	8.224
72832	Mesin Lainnya Untuk Industri Tertentu	230.525	79.307	690.625	247.233
72833	Mesin Lainnya Untuk Industri Tertentu	148.729	54.024	154.742	55.559
72834	Mesin Lainnya Untuk Industri Tertentu	449.988	100.500	508.477	111.489
72839	Mesin Lainnya Untuk Industri Tertentu	252.539	80.708	1.467.766	318.428
72842	Mesin Lainnya Untuk Industri Tertentu	172.190	9.730	828.617	120.525
72846	Mesin Lainnya Untuk Industri Tertentu	1.443	182	72.592	21.880
72849	Mesin Lainnya Untuk Industri Tertentu	1.496.791	443.807	1.672.853	489.357
72852	Mesin Lainnya Untuk Industri Tertentu	-	-	98	28
72855	Mesin Lainnya Untuk Industri Tertentu	101.357	7.462	152.563	17.606
73111	Mesin Perkakas, Bkja Pindahkan Barang Lain	-	-	67.121	8.665

SITC	Uraian Golongan Barang (SITC)	Triwulan IV/2021		Kumulatif	
		Nilai CIF (US \$)	Berat (kg)	Nilai CIF (US \$)	Berat (kg)
(1)	(2)	(3)	(4)	(5)	(6)
73114	Mesin Perkakas, Bkja Pindahkan Barang Lain	6.614	933	8.476	1.070
73139	Mesin Perkakas, Bkja Pindahkan Barang Lain	-	-	31.222	9.737
73141	Mesin Perkakas, Bkja Pindahkan Barang Lain	256	48	256	48
73143	Mesin Perkakas, Bkja Pindahkan Barang Lain	-	-	1.844	798
73166	Mesin Perkakas, Bkja Pindahkan Barang Lain	-	-	718	201
73167	Mesin Perkakas, Bkja Pindahkan Barang Lain	-	-	2.921	86
73169	Mesin Perkakas, Bkja Pindahkan Barang Lain	-	-	1.127	273
73177	Mesin Perkakas, Bkja Pindahkan Barang Lain	-	-	3.462	496
73311	Mesin Perkakas Untuk Logam	1.650	517	1.650	517
73312	Mesin Perkakas Untuk Logam	1.354	569	2.195	631
73313	Mesin Perkakas Untuk Logam	603	254	6.559	2.430
73314	Mesin Perkakas Untuk Logam	1.379	579	1.379	579
73315	Mesin Perkakas Untuk Logam	13.561	3.535	13.561	3.535
73317	Mesin Perkakas Untuk Logam	-	-	898	122
73318	Mesin Perkakas Untuk Logam	5.557	787	5.557	787
73391	Mesin Perkakas Untuk Logam	-	-	49.521	3.393
73393	Mesin Perkakas Untuk Logam	-	-	797	251
73395	Mesin Perkakas Untuk Logam	-	-	24.590	1.685
73511	Bagian dan Perlengkapan Mesin Perkakas	-	-	447	153
73591	Bagian dan Perlengkapan Mesin Perkakas	-	-	1.933	149
73595	Bagian dan Perlengkapan Mesin Perkakas	295	490	295	490
73719	Mesin Untuk Mengerjakan Logam	169.358	24.692	306.027	108.692
73721	Mesin Untuk Mengerjakan Logam	-	-	13.350	7.599

SITC	Uraian Golongan Barang (SITC)	Triwulan IV/2021		Kumulatif	
		Nilai CIF (US \$)	Berat (kg)	Nilai CIF (US \$)	Berat (kg)
(1)	(2)	(3)	(4)	(5)	(6)
73731	Mesin Untuk Mengerjakan Logam	40.195	6.248	44.563	6.931
73732	Mesin Untuk Mengerjakan Logam	-	-	1.520	1.344
73734	Mesin Untuk Mengerjakan Logam	2.984	384	2.984	384
73735	Mesin Untuk Mengerjakan Logam	-	-	4.203	1.074
73736	Mesin Untuk Mengerjakan Logam	4.201	340	32.576	3.142
73737	Mesin Untuk Mengerjakan Logam	-	-	14.416	3.454
73739	Mesin Untuk Mengerjakan Logam	1.090	129	5.397	1.164
73741	Mesin Untuk Mengerjakan Logam	-	-	517	484
73742	Mesin Untuk Mengerjakan Logam	443	51	15.388	2.430
73743	Mesin Untuk Mengerjakan Logam	2.594	554	5.763	1.461
73749	Mesin Untuk Mengerjakan Logam	1.784	220	6.798	2.191
74121	Aparat Pemanas dan Pendingin dan Alat-alatnya	-	-	704	605
74125	Aparat Pemanas dan Pendingin dan Alat-alatnya	-	-	10.573	1.829
74128	Aparat Pemanas dan Pendingin dan Alat-alatnya	190.583	59.765	285.263	78.106
74131	Aparat Pemanas dan Pendingin dan Alat-alatnya	310	95	1.450	271
74132	Aparat Pemanas dan Pendingin dan Alat-alatnya	17.149	1.971	17.149	1.971
74135	Aparat Pemanas dan Pendingin dan Alat-alatnya	1.053.679	38.334	1.163.891	49.058
74138	Aparat Pemanas dan Pendingin dan Alat-alatnya	276.595	116.259	368.350	144.090
74139	Aparat Pemanas dan Pendingin dan Alat-alatnya	242.201	74.305	242.351	74.535
74143	Aparat Pemanas dan Pendingin dan Alat-alatnya	32.432	221	47.822	2.951
74145	Aparat Pemanas dan Pendingin dan Alat-alatnya	234.659	70.649	908.328	134.374
74149	Aparat Pemanas dan Pendingin dan Alat-alatnya	23.281	2.907	38.043	8.063
74151	Aparat Pemanas dan Pendingin dan Alat-alatnya	759.477	158.829	4.960.225	969.557

SITC	Uraian Golongan Barang (SITC)	Triwulan IV/2021		Kumulatif	
		Nilai CIF (US \$)	Berat (kg)	Nilai CIF (US \$)	Berat (kg)
(1)	(2)	(3)	(4)	(5)	(6)
74155	Aparat Pemanas dan Pendingin dan Alat-alatnya	36.170	3.381	230.828	22.698
74159	Aparat Pemanas dan Pendingin dan Alat-alatnya	-	-	16.894	4.946
74171	Aparat Pemanas dan Pendingin dan Alat-alatnya	-	-	59.417	48.356
74173	Aparat Pemanas dan Pendingin dan Alat-alatnya	-	-	1.005.607	135.518
74174	Aparat Pemanas dan Pendingin dan Alat-alatnya	180.976	54.487	270.176	65.701
74175	Aparat Pemanas dan Pendingin dan Alat-alatnya	96.571	15.900	616.171	25.376
74183	Aparat Pemanas dan Pendingin dan Alat-alatnya	138.000	944	138.954	1.014
74184	Aparat Pemanas dan Pendingin dan Alat-alatnya	280	190	280	190
74185	Aparat Pemanas dan Pendingin dan Alat-alatnya	-	-	70.800	20.830
74186	Aparat Pemanas dan Pendingin dan Alat-alatnya	1.430.590	349.287	1.545.109	397.384
74187	Aparat Pemanas dan Pendingin dan Alat-alatnya	-	-	108	47
74189	Aparat Pemanas dan Pendingin dan Alat-alatnya	86.325	9.708	91.796	10.459
74190	Aparat Pemanas dan Pendingin dan Alat-alatnya	167.681	43.407	7.186.149	1.891.688
74211	Pompa Untuk Barang Cair	496	84	496	84
74219	Pompa Untuk Barang Cair	2.132	292	5.756	534
74230	Pompa Untuk Barang Cair	-	-	12.954	3.709
74240	Pompa Untuk Barang Cair	1.940	2.128	22.272	7.516
74250	Pompa Untuk Barang Cair	107.901	15.669	122.290	18.743
74260	Pompa Untuk Barang Cair	218.344	33.280	322.628	55.016
74271	Pompa Untuk Barang Cair	6.097	1.348	36.357	6.682
74275	Pompa Untuk Barang Cair	-	-	592	170
74291	Pompa Untuk Barang Cair	28.051	3.354	102.086	10.170
74311	Pompa untuk Lainnya dan Kompresor	1.268.126	19.486	1.268.126	19.486

SITC	Uraian Golongan Barang (SITC)	Triwulan IV/2021		Kumulatif	
		Nilai CIF (US \$)	Berat (kg)	Nilai CIF (US \$)	Berat (kg)
(1)	(2)	(3)	(4)	(5)	(6)
74313	Pompa untuk Lainnya dan Kompresor	1.575	857	2.006	980
74315	Pompa untuk Lainnya dan Kompresor	18.573	23.187	97.121	112.610
74317	Pompa untuk Lainnya dan Kompresor	-	-	9.283	2.212
74319	Pompa untuk Lainnya dan Kompresor	39.323	11.460	75.947	17.255
74343	Pompa untuk Lainnya dan Kompresor	100.757	19.214	340.204	82.171
74345	Pompa untuk Lainnya dan Kompresor	-	-	94	3
74359	Pompa untuk Lainnya dan Kompresor	7.779	118	22.139	172
74361	Pompa untuk Lainnya dan Kompresor	7.145	1.074	48.283	14.563
74363	Pompa untuk Lainnya dan Kompresor	74.804	4.742	129.871	11.561
74364	Pompa untuk Lainnya dan Kompresor	38.265	6.223	45.617	6.485
74367	Pompa untuk Lainnya dan Kompresor	3.422.481	1.029.543	3.474.970	1.035.373
74369	Pompa untuk Lainnya dan Kompresor	80.041	24.047	291.458	82.617
74380	Pompa untuk Lainnya dan Kompresor	22.581	1.175	683.174	18.561
74391	Pompa untuk Lainnya dan Kompresor	2.222	301	145.581	15.865
74395	Pompa untuk Lainnya dan Kompresor	68.223	23.058	706.478	75.213
74411	Mesin Bongkar Muat Barang	-	-	31.008	9.397
74412	Mesin Bongkar Muat Barang	105.576	37.800	120.545	42.086
74413	Mesin Bongkar Muat Barang	4.124	474	29.371	19.421
74414	Mesin Bongkar Muat Barang	2.728	463	2.728	463
74419	Mesin Bongkar Muat Barang	2.255	494	2.255	494
74421	Mesin Bongkar Muat Barang	13.407	2.962	77.097	14.863
74425	Mesin Bongkar Muat Barang	-	-	119.493	9.240
74431	Mesin Bongkar Muat Barang	1.116	156	163.133	48.256

SITC	Uraian Golongan Barang (SITC)	Triwulan IV/2021		Kumulatif	
		Nilai CIF (US \$)	Berat (kg)	Nilai CIF (US \$)	Berat (kg)
(1)	(2)	(3)	(4)	(5)	(6)
74433	Mesin Bongkar Muat Barang	4.289	8.263	391.323	125.788
74439	Mesin Bongkar Muat Barang	21.264	3.803	21.264	3.803
74443	Mesin Bongkar Muat Barang	1.643	46	2.030	90
74449	Mesin Bongkar Muat Barang	693	149	1.838	348
74471	Mesin Bongkar Muat Barang	-	-	487.657	19.958
74473	Mesin Bongkar Muat Barang	1.492	449	17.735	3.887
74474	Mesin Bongkar Muat Barang	31.289	9.075	177.041	44.427
74479	Mesin Bongkar Muat Barang	210.522	61.359	210.522	61.359
74481	Mesin Bongkar Muat Barang	117.500	25.722	442.268	107.768
74489	Mesin Bongkar Muat Barang	51.024	16.642	101.444	31.574
74491	Mesin Bongkar Muat Barang	158.075	6.468	186.407	8.908
74492	Mesin Bongkar Muat Barang	17.245	4.032	24.697	5.634
74493	Mesin Bongkar Muat Barang	107.089	21.009	134.644	24.047
74494	Mesin Bongkar Muat Barang	803.209	808.458	844.933	822.799
74511	Perkakas Tangan dan mesin Bukan Listrik	5.763	1.280	26.101	12.060
74512	Perkakas Tangan dan mesin Bukan Listrik	206	32	5.700	605
74519	Perkakas Tangan dan mesin Bukan Listrik	812	124	15.465	12.365
74521	Perkakas Tangan dan mesin Bukan Listrik	-	-	1.714	231
74527	Perkakas Tangan dan mesin Bukan Listrik	30.274	3.552	364.742	21.085
74529	Perkakas Tangan dan mesin Bukan Listrik	-	-	3.161	6.564
74531	Perkakas Tangan dan mesin Bukan Listrik	5.622	719	143.381	17.621
74539	Perkakas Tangan dan mesin Bukan Listrik	15.362	1.180	38.558	2.214
74561	Perkakas Tangan dan mesin Bukan Listrik	-	-	1.911	433
74562	Perkakas Tangan dan mesin Bukan Listrik	14.285	3.136	27.092	3.764

SITC	Uraian Golongan Barang (SITC)	Triwulan IV/2021		Kumulatif	
		Nilai CIF (US \$)	Berat (kg)	Nilai CIF (US \$)	Berat (kg)
(1)	(2)	(3)	(4)	(5)	(6)
74563	Perkakas Tangan dan mesin Bukan Listrik	-	-	2.057	859
74564	Perkakas Tangan dan mesin Bukan Listrik	-	-	33.165	5.550
74565	Perkakas Tangan dan mesin Bukan Listrik	27.673	3.464	29.216	3.641
74568	Perkakas Tangan dan mesin Bukan Listrik	23.046	7.777	505.190	337.667
74610	Bantalan Peluru atau Bantalan Giling	29.304	3.972	63.149	10.457
74620	Bantalan Peluru atau Bantalan Giling	219	28	219	28
74640	Bantalan Peluru atau Bantalan Giling	266	34	266	34
74650	Bantalan Peluru atau Bantalan Giling	-	-	220	5
74680	Bantalan Peluru atau Bantalan Giling	27.434	504	31.089	701
74710	Keran, Klep, Katup dan Sejenisnya	27.156	3.729	59.070	20.209
74720	Keran, Klep, Katup dan Sejenisnya	-	-	4.527	840
74730	Keran, Klep, Katup dan Sejenisnya	2.486	682	4.025	949
74740	Keran, Klep, Katup dan Sejenisnya	5.899	832	8.890	1.627
74780	Keran, Klep, Katup dan Sejenisnya	213.379	58.780	1.040.289	178.789
74790	Keran, Klep, Katup dan Sejenisnya	103.158	23.541	335.894	28.271
74810	Poros Penggerak, Engkol dan Landasan Bantalan	3.361	825	46.492	5.898
74821	Poros Penggerak, Engkol dan Landasan Bantalan	-	-	6.892	809
74831	Poros Penggerak, Engkol dan Landasan Bantalan	3.192	164	22.930	2.999
74832	Poros Penggerak, Engkol dan Landasan Bantalan	-	-	619	16
74839	Poros Penggerak, Engkol dan Landasan Bantalan	-	-	89.337	2.872
74840	Poros Penggerak, Engkol dan Landasan Bantalan	424.130	13.022	488.459	22.868
74850	Poros Penggerak, Engkol dan Landasan Bantalan	10.205	1.185	140.433	18.975
74860	Poros Penggerak, Engkol dan Landasan Bantalan	5.433	363	14.775	1.107

SITC	Uraian Golongan Barang (SITC)	Triwulan IV/2021		Kumulatif	
		Nilai CIF (US \$)	Berat (kg)	Nilai CIF (US \$)	Berat (kg)
(1)	(2)	(3)	(4)	(5)	(6)
74890	Poros Penggerak, Engkol dan Landasan Bantalan	11.208	1.234	93.522	11.214
74917	Bagian dan Perlengkapan Mesin Bukan Listrik	-	-	35.348	2.555
74920	Bagian dan Perlengkapan Mesin Bukan Listrik	3.437	745	58.539	5.192
74999	Bagian dan Perlengkapan Mesin Bukan Listrik	-	-	86	3
75195	Mesin Peralatan Kantor	455	72	455	72
75197	Mesin Peralatan Kantor	-	-	8	4
75199	Mesin Peralatan Kantor	-	-	135	6
75230	Mesin Otomatis Pengolah Data dan Satuannya	-	-	11.983	380
75260	Mesin Otomatis Pengolah Data dan Satuannya	-	-	2.828	200
75997	Perlengkapan Kantor dan Mesin Pengolah Data	1.116	156	1.116	156
76140	Alat Penerima Gambar (Termasuk Video)	-	-	1.460	172
76412	Pesawat Telekomunikasi dan Bagian-bagiannya	880.159	12.687	2.962.307	55.305
76418	Pesawat Telekomunikasi dan Bagian-bagiannya	563.167	9.767	2.620.164	34.903
76421	Pesawat Telekomunikasi dan Bagian-bagiannya	-	-	2.866	132
76432	Pesawat Telekomunikasi dan Bagian-bagiannya	-	-	5.062	1.486
76483	Pesawat Telekomunikasi dan Bagian-bagiannya	1.168	175	5.887	1.029
76493	Pesawat Telekomunikasi dan Bagian-bagiannya	27.000	5.175	383.799	232.532
77111	Mesin Pembangkit Tenaga, Digerakkan Listrik	147.450	27.140	248.677	41.783
77119	Mesin Pembangkit Tenaga, Digerakkan Listrik	263.785	72.171	364.370	78.338
77121	Mesin Pembangkit Tenaga, Digerakkan Listrik	333.220	11.531	905.896	50.528
77123	Mesin Pembangkit Tenaga, Digerakkan Listrik	-	-	423	41
77125	Mesin Pembangkit Tenaga, Digerakkan Listrik	2.830	167	2.830	167
77129	Mesin Pembangkit Tenaga, Digerakkan Listrik	344.819	19.117	545.367	27.593

SITC	Uraian Golongan Barang (SITC)	Triwulan IV/2021		Kumulatif	
		Nilai CIF (US \$)	Berat (kg)	Nilai CIF (US \$)	Berat (kg)
(1)	(2)	(3)	(4)	(5)	(6)
77235	Alat Penyambung atau Pemutus arus Listrik	-	-	1.104	192
77242	Alat Penyambung atau Pemutus arus Listrik	629	207	178.445	16.662
77243	Alat Penyambung atau Pemutus arus Listrik	122.979	8.945	185.609	13.933
77244	Alat Penyambung atau Pemutus arus Listrik	43.800	8.062	60.167	9.680
77245	Alat Penyambung atau Pemutus arus Listrik	11.700	3.600	58.805	8.615
77249	Alat Penyambung atau Pemutus arus Listrik	-	-	16.774	1.099
77251	Alat Penyambung atau Pemutus arus Listrik	5.160	135	15.443	522
77252	Alat Penyambung atau Pemutus arus Listrik	761	202	13.475	1.779
77253	Alat Penyambung atau Pemutus arus Listrik	2.205	264	86.506	13.971
77254	Alat Penyambung atau Pemutus arus Listrik	2.588	836	8.064	2.144
77255	Alat Penyambung atau Pemutus arus Listrik	5.056	511	243.160	7.517
77256	Alat Penyambung atau Pemutus arus Listrik	675	31	4.769	433
77257	Alat Penyambung atau Pemutus arus Listrik	138	49	4.038	439
77258	Alat Penyambung atau Pemutus arus Listrik	71	11	9.896	478
77259	Alat Penyambung atau Pemutus arus Listrik	36.216	6.409	186.376	42.057
77261	Alat Penyambung atau Pemutus arus Listrik	1.098.676	211.586	2.109.923	285.833
77262	Alat Penyambung atau Pemutus arus Listrik	186.704	28.998	942.460	102.983
77281	Alat Penyambung atau Pemutus arus Listrik	-	-	882	296
77282	Alat Penyambung atau Pemutus arus Listrik	25.395	2.821	338.365	13.287
77311	Alat Pengatur, Pembagi Arus Listrik	-	-	6.780	10.592
77312	Alat Pengatur, Pembagi Arus Listrik	1.826	565	371.108	8.294
77316	Alat Pengatur, Pembagi Arus Listrik	1.219.642	216.516	2.425.598	327.643
77317	Alat Pengatur, Pembagi Arus Listrik	7.334	328	472.304	54.097

SITC	Uraian Golongan Barang (SITC)	Triwulan IV/2021		Kumulatif	
		Nilai CIF (US \$)	Berat (kg)	Nilai CIF (US \$)	Berat (kg)
(1)	(2)	(3)	(4)	(5)	(6)
77318	Alat Pengatur, Pembagi Arus Listrik	2.935.726	282.730	2.948.381	282.920
77322	Alat Pengatur, Pembagi Arus Listrik	-	-	76.839	50.208
77323	Alat Pengatur, Pembagi Arus Listrik	93.245	6.592	320.880	113.274
77324	Alat Pengatur, Pembagi Arus Listrik	-	-	259.102	9.043
77328	Alat Pengatur, Pembagi Arus Listrik	-	-	670	36
77329	Alat Pengatur, Pembagi Arus Listrik	-	-	19.951	1.893
77411	Alat Listrik Keperluan Pengobatan	51.300	351	65.550	405
77412	Alat Listrik Keperluan Pengobatan	27.780	190	27.780	190
77551	Alat Keperluan Rumah Tangga, Listrik/Tidak	191	32	1.223	317
77557	Alat Keperluan Rumah Tangga, Listrik/Tidak	992	220	1.068	262
77581	Alat Keperluan Rumah Tangga, Listrik/Tidak	22.660	4.835	75.919	15.549
77583	Alat Keperluan Rumah Tangga, Listrik/Tidak	-	-	175	24
77586	Alat Keperluan Rumah Tangga, Listrik/Tidak	-	-	241	128
77587	Alat Keperluan Rumah Tangga, Listrik/Tidak	1.478	222	1.478	222
77588	Alat Keperluan Rumah Tangga, Listrik/Tidak	11.626	296	12.365	362
77589	Alat Keperluan Rumah Tangga, Listrik/Tidak	6	1	65	8
77633	Tabung Termionis, Katoda Dingin, Kat.Foto	-	-	2.411	59
77635	Tabung Termionis, Katoda Dingin, Kat.Foto	1.331	186	4.019	481
77637	Tabung Termionis, Katoda Dingin, Kat.Foto	13.569	2.957	13.569	2.957
77642	Tabung Termionis, Katoda Dingin, Kat.Foto	-	-	405	52
77811	Alat Listrik Lainnya	-	-	19.803	937
77812	Alat Listrik Lainnya	-	-	4.187.514	227.221
77813	Alat Listrik Lainnya	-	-	3.359	222

SITC	Uraian Golongan Barang (SITC)	Triwulan IV/2021		Kumulatif	
		Nilai CIF (US \$)	Berat (kg)	Nilai CIF (US \$)	Berat (kg)
(1)	(2)	(3)	(4)	(5)	(6)
77817	Alat Listrik Lainnya	-	-	60.200	200.000
77819	Alat Listrik Lainnya	-	-	3.764	98
77821	Alat Listrik Lainnya	-	-	125.278	4.835
77822	Alat Listrik Lainnya	4.005	1.301	5.547	2.032
77823	Alat Listrik Lainnya	1.752	93	1.752	93
77824	Alat Listrik Lainnya	-	-	15.894	2.689
77829	Alat Listrik Lainnya	6.416	480	6.416	480
77831	Alat Listrik Lainnya	1.143	1.583	1.396	1.605
77833	Alat Listrik Lainnya	550	181	550	181
77834	Alat Listrik Lainnya	14.427	3.808	31.807	11.011
77841	Alat Listrik Lainnya	431	98	2.797	391
77843	Alat Listrik Lainnya	-	-	512	68
77845	Alat Listrik Lainnya	9.303	1.121	30.498	4.223
77867	Alat Listrik Lainnya	-	-	2.989	215
77878	Alat Listrik Lainnya	195.682	10.796	549.104	54.552
77879	Alat Listrik Lainnya	-	-	35.598	50
77881	Alat Listrik Lainnya	19.867	966	30.852	2.395
77884	Alat Listrik Lainnya	39	3	1.599	59
77885	Alat Listrik Lainnya	418	7	1.497	46
77886	Alat Listrik Lainnya	120	9	26.040	6.710
78120	Kendaraan Bermotor untuk Penumpang	-	-	213	2.539
78225	Kendaraan Bermotor untuk Barang	-	-	1.386	16.506
78229	Kendaraan Bermotor untuk Barang	-	-	20.722	6.000
78425	Bagian Dan Perlengkapan Kendaraan Bermotor	-	-	3.162	426

SITC	Uraian Golongan Barang (SITC)	Triwulan IV/2021		Kumulatif	
		Nilai CIF (US \$)	Berat (kg)	Nilai CIF (US \$)	Berat (kg)
(1)	(2)	(3)	(4)	(5)	(6)
78431	Bagian Dan Perlengkapan Kendaraan Bermotor	613	67	36.287	6.828
78432	Bagian Dan Perlengkapan Kendaraan Bermotor	556	28	672	44
78433	Bagian Dan Perlengkapan Kendaraan Bermotor	488	139	5.725	479
78439	Bagian Dan Perlengkapan Kendaraan Bermotor	23.049	2.527	75.339	31.391
78519	Sepeda Motor, Sepeda Kumbang dan Sepeda Lain	-	-	16.208	4.452
78537	Sepeda Motor, Sepeda Kumbang dan Sepeda Lain	778	77	1.608	336
78685	Kereta Gandengan dan Kendaran Lain Tidak Bermotor	230	69	554	269
78689	Kereta Gandengan dan Kendaran Lain Tidak Bermotor	123	9	13.742	731
79199	Kereta Api dan Trem	864	121	21.309	733
79295	Alat Pengangkutan Udara dan Perlengkapannya	2.959.300	2.991	2.959.300	2.991
79322	Alat Pengangkutan Laut	1.837.143	3.790.000	4.737.143	6.744.000
79355	Alat Pengangkutan Laut	-	-	309.710	122.815
79391	Alat Pengangkutan Laut	54.345	5.100	54.345	5.100
81100	Bagian Bangunan Yang Siap dari Pabrik	36.300	6.473	68.327	14.882
81217	Barang-barang Saniter, Pemanas dsb	-	-	114	33
81221	Barang-barang Saniter, Pemanas dsb	24.626	15.346	37.337	31.358
81311	Lampu	17.230	6.162	61.165	22.521
81312	Lampu	19.592	1.121	47.836	2.367
81313	Lampu	29.000	198	184.760	785
81315	Lampu	43	297	21.919	5.051
81317	Lampu	-	-	16.703	5.416
81320	Lampu	-	-	10.511	380
81399	Lampu	4.293	1.536	4.941	1.773
82114	Perabotan	5.671	4.357	38.750	25.536

SITC	Uraian Golongan Barang (SITC)	Triwulan IV/2021		Kumulatif	
		Nilai CIF (US \$)	Berat (kg)	Nilai CIF (US \$)	Berat (kg)
(1)	(2)	(3)	(4)	(5)	(6)
82116	Perabotan	-	-	9.904	2.496
82117	Perabotan	1.400	1.076	123.512	14.953
82118	Perabotan	-	-	1.289	711
82119	Perabotan	-	-	84	60
82121	Perabotan	-	-	750	200
82129	Perabotan	-	-	153	36
82131	Perabotan	-	-	8.303	1.665
82139	Perabotan	25.654	23.071	39.722	33.045
82151	Perabotan	500	675	2.828	3.025
82155	Perabotan	21.430	25.237	42.816	47.647
82159	Perabotan	1.100	1.080	31.024	25.951
82171	Perabotan	5.052	5.448	5.237	5.525
82179	Perabotan	-	-	15.250	4.596
82180	Perabotan	640	27	2.072	516
83112	Peralatan Bepergian, Tas Tangan dll	-	-	312	20
83122	Peralatan Bepergian, Tas Tangan dll	-	-	21	20
83199	Peralatan Bepergian, Tas Tangan dll	-	-	19.531	22.389
84112	Pakaian Lelaki dan Anak Lelaki Bukan Rajutan	-	-	361	25
84123	Pakaian Lelaki dan Anak Lelaki Bukan Rajutan	-	-	2.499	621
84322	Pakaian Lelaki dan Anak Lelaki Rajutan	3.674	624	19.852	3.198
84587	Barang-barang Lainnya dari Tekstil	-	-	376	15
84599	Barang-barang Lainnya dari Tekstil	1.535	230	1.535	230
84614	Perlengkapan Pakaian dari Kain Tekstil	-	-	1.197	85
84692	Perlengkapan Pakaian dari Kain Tekstil	3.231	549	19.085	5.501

SITC	Uraian Golongan Barang (SITC)	Triwulan IV/2021		Kumulatif	
		Nilai CIF (US \$)	Berat (kg)	Nilai CIF (US \$)	Berat (kg)
(1)	(2)	(3)	(4)	(5)	(6)
84811	Barang dan Perlengkapan Pakaian, Bukan Tekstil	957	170	957	170
84812	Barang dan Perlengkapan Pakaian, Bukan Tekstil	9.484	1.964	23.288	4.002
84821	Barang dan Perlengkapan Pakaian, Bukan Tekstil	1.696	686	15.836	1.419
84822	Barang dan Perlengkapan Pakaian, Bukan Tekstil	-	-	840	492
84829	Barang dan Perlengkapan Pakaian, Bukan Tekstil	2.488	470	2.488	470
84843	Barang dan Perlengkapan Pakaian, Bukan Tekstil	-	-	351	80
84844	Barang dan Perlengkapan Pakaian, Bukan Tekstil	-	-	1.843	392
85131	Sepatu dan Peralatan Kaki Lainnya	-	-	468	106
85148	Sepatu dan Peralatan Kaki Lainnya	-	-	143	41
85149	Sepatu dan Peralatan Kaki Lainnya	4.122	700	4.122	700
85159	Sepatu dan Peralatan Kaki Lainnya	-	-	137	25
85170	Sepatu dan Peralatan Kaki Lainnya	2.741	412	2.741	412
85190	Sepatu dan Peralatan Kaki Lainnya	-	-	4.504	252
87115	Alat Optis dan Perlengkapannya	314	44	314	44
87143	Alat Optis dan Perlengkapannya	-	-	411	33
87193	Alat Optis dan Perlengkapannya	-	-	309	88
87229	Alat Pengobatan dan Perlengkapannya	257.900	1.765	358.899	2.217
87233	Alat Pengobatan dan Perlengkapannya	-	-	332.665	1.254
87235	Alat Pengobatan dan Perlengkapannya	-	-	246	133
87240	Alat Pengobatan dan Perlengkapannya	80.000	1.450	80.000	1.450
87311	Alat-alat Meteran dan Hitung	3.916	599	4.160	669
87313	Alat-alat Meteran dan Hitung	463	65	463	65
87315	Alat-alat Meteran dan Hitung	2.243	151	39.246	1.495

SITC	Uraian Golongan Barang (SITC)	Triwulan IV/2021		Kumulatif	
		Nilai CIF (US \$)	Berat (kg)	Nilai CIF (US \$)	Berat (kg)
(1)	(2)	(3)	(4)	(5)	(6)
87321	Alat-alat Meteran dan Hitung	-	-	1.100	289
87325	Alat-alat Meteran dan Hitung	-	-	8.437	448
87329	Alat-alat Meteran dan Hitung	-	-	348	47
87413	Alat Pengukur, Pemeriksa dan Mengawasi	1.093	164	6.397	558
87422	Alat Pengukur, Pemeriksa dan Mengawasi	10.964	4.868	12.511	5.032
87423	Alat Pengukur, Pemeriksa dan Mengawasi	406	63	6.071	3.987
87425	Alat Pengukur, Pemeriksa dan Mengawasi	3.701	295	33.238	3.053
87426	Alat Pengukur, Pemeriksa dan Mengawasi	4.062	200	4.062	200
87431	Alat Pengukur, Pemeriksa dan Mengawasi	6.830	822	55.670	4.176
87435	Alat Pengukur, Pemeriksa dan Mengawasi	791	13	39.578	7.814
87437	Alat Pengukur, Pemeriksa dan Mengawasi	-	-	43.092	1.837
87439	Alat Pengukur, Pemeriksa dan Mengawasi	998	59	2.312	180
87441	Alat Pengukur, Pemeriksa dan Mengawasi	-	-	54.981	1.391
87443	Alat Pengukur, Pemeriksa dan Mengawasi	10.080	69	10.080	69
87445	Alat Pengukur, Pemeriksa dan Mengawasi	-	-	240.801	7.207
87446	Alat Pengukur, Pemeriksa dan Mengawasi	5.500	22.229	42.610	24.714
87449	Alat Pengukur, Pemeriksa dan Mengawasi	36.000	246	36.000	246
87451	Alat Pengukur, Pemeriksa dan Mengawasi	2.492	350	2.856	411
87453	Alat Pengukur, Pemeriksa dan Mengawasi	157	51	21.263	952
87455	Alat Pengukur, Pemeriksa dan Mengawasi	15.815	1.537	79.086	4.447
87456	Alat Pengukur, Pemeriksa dan Mengawasi	372	114	3.996	606
87461	Alat Pengukur, Pemeriksa dan Mengawasi	-	-	3.828	392
87463	Alat Pengukur, Pemeriksa dan Mengawasi	-	-	509	41

SITC	Uraian Golongan Barang (SITC)	Triwulan IV/2021		Kumulatif	
		Nilai CIF (US \$)	Berat (kg)	Nilai CIF (US \$)	Berat (kg)
(1)	(2)	(3)	(4)	(5)	(6)
87465	Alat Pengukur, Pemeriksa dan Mengawasi	632	247	13.204	9.476
87469	Alat Pengukur, Pemeriksa dan Mengawasi	319	126	319	126
87475	Alat Pengukur, Pemeriksa dan Mengawasi	11.894	644	17.449	1.581
87478	Alat Pengukur, Pemeriksa dan Mengawasi	-	-	827	19
88411	Barang-barang Optis,Tds	-	-	194.686	7.230
88415	Barang-barang Optis,Tds	346	34	497	74
88419	Barang-barang Optis,Tds	-	-	1.685	800
88423	Barang-barang Optis,Tds	434	48	837	87
88574	Lonceng dan Arloji	-	-	435	151
88594	Lonceng dan Arloji	-	-	114	4
89286	Barang-barang Cetakan	64	44	124	92
89311	Barang-barang Plastik Buatan	179.448	89.152	1.019.816	490.827
89319	Barang-barang Plastik Buatan	124.375	30.820	414.398	158.048
89321	Barang-barang Plastik Buatan	102	17	1.187	717
89329	Barang-barang Plastik Buatan	27.165	8.178	38.135	11.627
89331	Barang-barang Plastik Buatan	26.300	16.000	26.300	16.000
89332	Barang-barang Plastik Buatan	19.452	23.735	48.937	56.952
89394	Barang-barang Plastik Buatan	-	-	16	2
89395	Barang-barang Plastik Buatan	-	-	102	50
89399	Barang-barang Plastik Buatan	145.037	25.595	191.803	51.547
89439	Kereta Bayi, Mainan Anak-anak dll	-	-	364	257
89478	Kereta Bayi, Mainan Anak-anak dll	17.200	8.448	28.245	14.088
89479	Kereta Bayi, Mainan Anak-anak dll	-	-	73	31
89511	Perlengkapan Kantor Lainnya	-	-	157	3

SITC	Uraian Golongan Barang (SITC)	Triwulan IV/2021		Kumulatif	
		Nilai CIF (US \$)	Berat (kg)	Nilai CIF (US \$)	Berat (kg)
(1)	(2)	(3)	(4)	(5)	(6)
89521	Perlengkapan Kantor Lainnya	98	15	943	49
89523	Perlengkapan Kantor Lainnya	-	-	169	36
89591	Perlengkapan Kantor Lainnya	-	-	32	4
89941	Barang-barang Buatan Pabrik Lainnya	4.610	2.291	8.883	4.126
89972	Barang-barang Buatan Pabrik Lainnya	4.439	2.186	31.141	6.263
89987	Barang-barang Buatan Pabrik Lainnya	518	1.014	1.718	2.853
Total		253.797.800	479.599.693	726.084.604	1.460.041.821

Lampiran 14. Impor Sulawesi Selatan Menurut Negara Asal

Kode Negara	Nama Negara	Triwulan IV/2021		Kumulatif	
		Nilai CIF (US \$)	Berat (kg)	Nilai CIF (US \$)	Berat (kg)
(1)	(2)	(3)	(4)	(5)	(6)
111	JAPAN	6.553.102	4.294.025	4.700.995	8.352.714
112	HONG KONG	589.672	4.033	6.828	1.240.598
114	KOREA, REPUBLIC OF	4.502.118	4.622.969	9.651.612	20.148.494
115	TAIWAN	936.877	30.200	47.704	1.017.548
116	CHINA	55.629.728	75.338.434	171.251.585	130.115.089
121	THAILAND	24.849.022	65.452.896	109.627.291	42.399.093
122	SINGAPORE	5.521.294	8.908.694	41.473.419	23.550.055
124	MALAYSIA	3.215.028	1.590.884	8.873.768	22.213.565
131	VIET NAM	792.964	235.901	1.885.942	2.486.355
133	INDIA	16.854.422	38.038.530	220.450.695	94.199.135
138	INDONESIA	72.053	11.734	3.000.734	3.092.779
143	SAUDI ARABIA	23.982	22.500	33.102.460	8.215.928
146	JORDAN	482	8	8	482
154	TURKEY	304.471	771.837	1.919.031	826.578
157	BAHRAIN	96.333	18.500	74.000	357.653
214	TUNISIA	550.375	92.500	240.500	1.387.500
240	COTE D'IVOIRE	-	-	537.385	601.871
311	AUSTRALIA	27.758.384	72.587.594	364.968.079	117.293.557
411	UNITED STATES	2.794.596	2.428.837	44.915.012	29.165.877
412	CANADA	19.796.397	44.262.796	84.867.090	33.411.908
421	MEXICO	-	-	961	25.068
433	ARGENTINA	39.369.702	81.199.000	165.034.850	81.306.985
434	BRAZIL	7.228.065	13.994.153	121.971.556	54.054.978

Kode Negara	Nama Negara	Triwulan IV/2021		Kumulatif	
		Nilai CIF (US \$)	Berat (kg)	Nilai CIF (US \$)	Berat (kg)
(1)	(2)	(3)	(4)	(5)	(6)
449	DOMINICAN REPUBLIC	2.257.974	680.400	2.343.600	7.639.077
511	UNITED KINGDOM	1.043	49	7.848	166.802
512	NETHERLANDS	-	-	318	8.510
513	FRANCE	1.403.225	87.616	205.160	2.719.541
514	GERMANY, FED. REP. OF	371.613	24.050	231.818	3.159.887
516	BELGIUM	246.183	90.840	326.600	606.288
521	DENMARK	-	-	65.974	131.748
522	NORWAY	552.303	419.325	1.770.770	2.309.793
523	SWEDEN	948.109	1.044.767	3.055.114	2.851.654
526	ITALY	-	-	5.968	193.325
527	SPAIN	389.902	46.450	124.791	556.788
553	KYRGYZSTAN	88	5	5	88
557	UKRAINE	23.198.140	63.008.120	63.008.120	23.198.140
566	SLOVAKIA	176.433	85.990	85.990	176.433
568	CZECH REPUBLIC	-	-	2.184	89.000
572	RUSSIA FEDERATION	6.813.720	206.056	206.056	6.813.720
Total		253.797.800	479.599.693	726.084.604	1.460.041.821

Lampiran 15. Impor Sulawesi Selatan Menurut Pelabuhan Bongkar

Kode	Nama Pelabuhan	Triwulan IV/2021		Kumulatif	
		Nilai CIF (US \$)	Berat (kg)	Nilai CIF (US \$)	Berat (kg)
(1)	(2)	(3)	(4)	(5)	(6)
002	Makassar	232.433.108	436.515.664	677.155.408	1.340.123.771
892	Parepare	18.302.895	42.746.606	24.399.079	84.143.742
893	Sukarno Hatta Makassar	227.560	12.887	560.426	64.186
897	Malili	2.814.465	323.716	23.914.058	35.708.122
904	Hasanuddin	19.772	820	55.633	2.000
Total		253.797.800	479.599.693	726.084.604	1.460.041.821

Lampiran 16. Impor Sulawesi Selatan Menurut Komoditi dan Negara Asal Triwulan IV/2021

Kode Negara	Nama Negara	Uraian Golongan Barang (HS2)	Triwulan IV/2021	
			Nilai CIF (US \$)	Berat (kg)
(1)	(2)	(3)	(4)	(5)
111	JAPAN	Aluminium	716	11
		Bahan bakar mineral	30.432	2.111
		Bahan kimia anorganik	4.799	332
		Bahan kimia organik	378.240	180.543
		Bahan peledak	25.695	1.783
		Barang-barang fotografi/sinematografi	6.415	444
		Benda-benda dari batu, gips dan semen	58	1
		Benda-benda dari besi dan baja	6.161	104
		Berbagai barang buatan pabrik	439	8
		Berbagai barang logam dasar	7.410	122
		Berbagai produk kimia	981	70
		Besi dan baja	4.209	2.210
		Hasil penggilingan	94.000	40.000
		Kapal laut	1.837.143	3.790.000
		Karet dan barang dari karet	132	7
		Kayu dan barang dari kayu	16.448	270
		kertas/karton	859	14
		Mesin/peralatan listrik	906.499	20.497
		Mesin-mesin/pesawat mekanik	1.269.449	22.547
		Minyak atsiri, komestik, wangi-wangian	254	14
		Olahan makanan hewan	1.836.806	210.208
		Perabot, penerangan rumah	808	13
		Perekat, enzim	294	4

Kode Negara	Nama Negara	Uraian Golongan Barang (HS2)	Triwulan IV/2021	
			Nilai CIF (US \$)	Berat (kg)
(1)	(2)	(3)	(4)	(5)
		Perkakas, perangkat potong	963	18
		Plastik dan barang dari plastik	27.863	16.028
		Produk farmasi	40.976	2.843
		Pupuk	20.621	1.432
		Sabun dan preparat pembersih	7.939	553
112	HONG KONG	Mesin-mesin/pesawat mekanik	177.612	1.214
		Perabot, penerangan rumah	29.000	198
		Perangkat optik	383.060	2.621
114	KOREA, REPUBLIC OF	Bahan bakar mineral	1.273.643	2.497.339
		Benda-benda dari besi dan baja	309	13.160
		Besi dan baja	2.176.508	102.469
		Mesin-mesin/pesawat mekanik	28.371	3.555
		Tembakau	1.023.287	2.006.446
115	TAIWAN	Mesin-mesin/pesawat mekanik	658.901	19.976
		Minuman	27.000	5.175
		Perabot, penerangan rumah	80.000	1.450
		Perkakas, perangkat potong	170.976	3.599
116	CHINA	Alas kaki	6.863	1.112
		Aluminium	636.382	324.315
		Bahan bakar mineral	4.485.469	20.624.740
		Bahan kimia anorganik	681.508	1.380.680
		Bahan kimia organik	284.423	154.552
		Bahan peledak	67.912	21.134
		Barang-barang dari kulit	21.984	3.276

Kode Negara	Nama Negara	Uraian Golongan Barang (HS2)	Triwulan IV/2021	
			Nilai CIF (US \$)	Berat (kg)
(1)	(2)	(3)	(4)	(5)
		Barang-barang fotografi/sinematografi	57.808	17.474
		Barang-barang rajutan	6.905	1.173
		Benda-benda dari batu, gips dan semen	93.724	48.447
		Benda-benda dari besi dan baja	2.401.496	955.493
		Berbagai barang buatan pabrik	4.616	3.207
		Berbagai barang logam dasar	84.229	63.206
		Berbagai Makanan Olahan	111.808	16.375
		Berbagai produk kimia	587.986	802.080
		Besi dan baja	1.194.261	648.785
		Biji-bijian berminyak	755.477	713.044
		buku dan barang dari cetakan	32	34
		Daging dan Ikan Olahan	2.175.591	58.608
		Gandum-gandum	49.769	17.130
		Garam, belerang dan kapur	62.782	349.089
		Gula dan Kembang Gula	369.900	118.199
		Hasil karya seni	2.167.288	2.001.000
		Hasil penggilingan	11.614.120	25.298.457
		Kaca & barang dari kaca	44.844	21.935
		Kain ditenun berlapis	56.028	11.367
		Kain perca	305.587	117.379
		Kakao/coklat	212.469	70.954
		Kapal laut	54.345	5.100
		Kapas gumpalan, tali	4.621	650
		Karet dan barang dari karet	268.885	142.414

Kode Negara	Nama Negara	Uraian Golongan Barang (HS2)	Triwulan IV/2021	
			Nilai CIF (US \$)	Berat (kg)
(1)	(2)	(3)	(4)	(5)
		katun	148	12
		Kendaraan & bagiannya	5.991	1.103
		kertas/karton	56.825	22.775
		Lak, Getah dan Damar	345.697	85.558
		Logam dasar lainnya	262	31
		Lokomotif dan peralatan kereta api	864	121
		Mesin/peralatan listrik	4.734.055	615.489
		Mesin-mesin/pesawat mekanik	12.907.226	4.145.505
		Minuman	233.976	15.576
		Minyak atsiri. komestik. wangi-wangian	47.188	12.708
		minyak nabati/hewani	726.483	381.011
		Olahan dari tepung	133.921	57.681
		Olahan makanan hewan	468.640	474.635
		payung. tongkat berjalan	4.610	2.291
		Perabot. penerangan rumah	54.828	55.751
		Perangkat optik	56.068	26.553
		Perekat. enzim	116.611	27.716
		Perkakas. perangkat potong	66.279	40.444
		Plastik dan barang dari plastik	981.782	1.225.614
		Produk farmasi	69.349	106.169
		Produk hewani lainnya	1.110	8
		Produk keramik	1.788.400	7.725.596
		Pupuk	96.950	64.367
		Sabun dan preparat pembersih	62.869	22.738

Kode Negara	Nama Negara	Uraian Golongan Barang (HS2)	Triwulan IV/2021	
			Nilai CIF (US \$)	Berat (kg)
(1)	(2)	(3)	(4)	(5)
		Sari bahan samak dan celup	106.293	35.148
		Sayuran	1.252.962	1.131.000
		Sayuran dan Buah-buahan Olahan	125.685	89.176
		Tembaga	322	25
		Bahan-bahan Nabati	2.263.062	4.968.861
		Tembakau	17.200	8.448
		Jangat dan kulit merah	19.910	2.800
		Kulit asli dan kulit buatan	15.050	2.115
121	THAILAND	Bahan kimia anorganik	28.000	100.000
		Benda-benda dari besi dan baja	68.408	9.668
		Berbagai barang logam dasar	9.358	1.323
		Besi dan baja	71.563	63.305
		Garam, belerang dan kapur	798.884	18.613.517
		Gula dan Kembang Gula	22.010.647	35.549.000
		Hasil penggilingan	25.200	90.000
		Kaca & barang dari kaca	15.830	21.526
		Karet dan barang dari karet	1.241	137
		Kendaraan & bagiannya	146.217	17.947
		Mesin-mesin/pesawat mekanik	318.809	44.088
		Olahan dari tepung	26.488	3.780
		Olahan makanan hewan	401.592	107.760
		Perkakas, perangkat potong	1.909	212
		Plastik dan barang dari plastik	112.848	68.000
		Pupuk	83.670	13.092

Kode Negara	Nama Negara	Uraian Golongan Barang (HS2)	Triwulan IV/2021	
			Nilai CIF (US \$)	Berat (kg)
(1)	(2)	(3)	(4)	(5)
		Sari bahan samak dan celup	18.235	2.853
		Bahan-bahan Nabati	292.748	246.688
		Tembakau	417.375	10.500.000
122	SINGAPORE	Bahan bakar mineral	2.323.985	5.161.818
		Bahan kimia anorganik	711	18
		Benda-benda dari besi dan baja	20.612	859
		Berbagai barang logam dasar	24.952	913
		Biji, kerak dan abu logam	88.062	2.232
		Garam, belerang dan kapur	1.469	37
		Kakao/coklat	246.613	54.453
		Karet dan barang dari karet	6.342	320
		Mesin/peralatan listrik	5.200	137
		Mesin-mesin/pesawat mekanik	190.905	7.361
		Minuman	70.789	525
		Perekat, enzim	6.022	281
		Sari bahan samak dan celup	5.916	304
		Tembakau	2.529.716	3.679.436
124	MALAYSIA	Berbagai Makanan Olahan	20.991	3.011
		Berbagai produk kimia	54.000	36.000
		Biji-bijian berminyak	61.920	36.000
		Gandum-gandum	1.614.173	474.013
		Gula dan Kembang Gula	14.727	1.149
		Kaca & barang dari kaca	252.589	640.440
		Kakao/coklat	557.369	149.491

Kode Negara	Nama Negara	Uraian Golongan Barang (HS2)	Triwulan IV/2021	
			Nilai CIF (US \$)	Berat (kg)
(1)	(2)	(3)	(4)	(5)
		Mesin-mesin/pesawat mekanik	456.546	93.047
		Minuman	14.745	5.274
		minyak nabati/hewani	49.763	126.172
		Sayuran dan Buah-buahan Olahan	91.630	13.141
		Tembakau	26.575	13.146
131	VIETNAM	Benda-benda dari besi dan baja	21.880	1.124
		Biji-bijian berminyak	174.004	88.387
		Hasil penggilingan	26.950	50.000
		Kendaraan Bermotor Terurai tidak lengka	570.130	96.390
133	INDIA	Gula dan Kembang Gula	16.276.145	36.759.700
		Kakao/coklat	91.220	15.320
		Mesin-mesin/pesawat mekanik	218.984	35.891
		Produk keramik	158.387	740.820
		Bahan-bahan Nabati	109.686	486.799
138	INDONESIA	Daging dan Ikan Olahan	72.053	11.734
143	SAUDI ARABIA	Paket Pos, Parcel dan Barang Yang Dikembalikan	23.982	22.500
146	JORDAN	Mesin/peralatan listrik	482	8
154	TURKEY	Gandum-gandum	66.562	192.240
		Gula dan Kembang Gula	195.521	577.180
		Mesin/peralatan listrik	42.388	2.417
157	BAHRAIN	Ikan dan Udang	96.333	18.500
214	TUNISIA	Berbagai produk kimia	231.250	37.000
		Ikan dan Udang	319.125	55.500
311	AUSTRALIA	Benda-benda dari besi dan baja	42.105	2.086

Kode Negara	Nama Negara	Uraian Golongan Barang (HS2)	Triwulan IV/2021	
			Nilai CIF (US \$)	Berat (kg)
(1)	(2)	(3)	(4)	(5)
		Biji, kerak dan abu logam	423.419	10.734
		Binatang Hidup	1.299.538	348.660
		Gandum-gandum	25.967.285	72.224.900
		Karet dan barang dari karet	30	2
		Kendaraan & bagiannya	17.864	924
		Mesin/peralatan listrik	1.886	100
		Mesin-mesin/pesawat mekanik	6.054	178
		Plastik dan barang dari plastik	203	10
411	UNITED STATES	Benda-benda dari besi dan baja	10.589	510
		Biji, kerak dan abu logam	64.917	1.645
		Gandum-gandum	518.370	1.027.367
		Garam, belerang dan kapur	8.449	2.989
		Kakao/coklat	1.315.440	378.000
		Karet dan barang dari karet	4.742	442
		Mesin/peralatan listrik	196.767	9.763
		Mesin-mesin/pesawat mekanik	4	1
		Olahan makanan hewan	513.353	990.120
		Perkakas, perangkat potong	317	15
		Plastik dan barang dari plastik	79.180	7.449
		Sari bahan samak dan celup	6.656	311
		Tembakau	36.300	6.473
		Jangat dan kulit merah	39.512	3.752
412	CANADA	Bahan bakar mineral	332.871	23.427
		Benda-benda dari besi dan baja	33.338	1.712

Kode Negara	Nama Negara	Uraian Golongan Barang (HS2)	Triwulan IV/2021	
			Nilai CIF (US \$)	Berat (kg)
(1)	(2)	(3)	(4)	(5)
		Biji, kerak dan abu logam	3.114	228
		Gandum-gandum	18.805.079	43.327.776
		Mesin/peralatan listrik	36.739	1.716
		Mesin-mesin/pesawat mekanik	39.149	1.891
		Olahan makanan hewan	546.044	906.042
		Perkakas, perangkat potong	63	4
433	ARGENTINA	Biji-bijian berminyak	596.539	1.050.000
		Gandum-gandum	12.792.128	25.677.000
		Olahan makanan hewan	25.981.035	54.472.000
434	BRAZIL	Gandum-gandum	7.182.035	13.940.000
		Lak, Getah dan Damar	46.030	54.153
449	DOMINICAN REPUBLIC	Gandum-gandum	554.820	151.200
		Kakao/coklat	1.703.154	529.200
511	UNITED KINGDOM	Benda-benda dari besi dan baja	1,043	49
513	FRANCE	Mesin/peralatan listrik	1.117.582	73.334
		Mesin-mesin/pesawat mekanik	285.643	14.282
514	GERMANY, FED. REP. OF	Biji-bijian berminyak	82.800	10.000
		Karet dan barang dari karet	97.785	4.150
		Lak, Getah dan Damar	191.028	9.900
516	BELGIUM	Berbagai produk kimia	61.146	50.000
		Biji-bijian berminyak	82.400	9.440
		Perekat, enzim	82.400	9.440
		Sayuran dan Buah-buahan Olahan	20.237	21.960
522	NORWAY	Benda-benda dari batu, gips dan semen	7.004	360

Kode Negara	Nama Negara	Uraian Golongan Barang (HS2)	Triwulan IV/2021	
			Nilai CIF (US \$)	Berat (kg)
(1)	(2)	(3)	(4)	(5)
		Benda-benda dari besi dan baja	77.150	2.623
		Berbagai produk kimia	232.204	269.066
		Biji-bijian berminyak	139.795	144.656
		Mesin/peralatan listrik	96.150	2.620
523	SWEDEN	kertas/karton	673.188	744.413
		Bahan-bahan Nabati	274.921	300.354
527	SPAIN	Berbagai Makanan Olahan	374.187	21.450
		Olahan makanan hewan	15.715	25.000
553	KYRGYZSTAN	Bahan kimia organic	88	5
557	UKRAINE	Gandum-gandum	19.165.140	63.000.000
		Mesin-mesin/pesawat mekanik	4.033.000	8.120
566	SLOVAKIA	Besi dan baja	151.358	74.475
		Garam, belerang dan kapur	25.075	11.515
572	RUSIA FEDERATION	Nikel	3.854.420	203.065
		Pesawat Terbang & bagiannya	2.959.300	2.991
Total			253.797.800	479.599.693

**Lampiran 17. Impor Sulawesi Selatan Menurut Komoditi dan Negara Asal
Kumulatif sampai dengan Triwulan IV/2021**

Kode Negara	Nama Negara	Uraian Golongan Barang (HS2)	Kumulatif	
			Nilai CIF (US \$)	Berat (kg)
(1)	(2)	(3)	(4)	(5)
111	JAPAN	Aluminium	3.628	108
		Bahan bakar mineral	30.432	2.111
		Bahan kimia anorganik	4.799	332
		Bahan kimia organik	1.154.476	541.743
		Bahan peledak	25.695	1.783
		Barang-barang fotografi/ sinematografi	6.415	444
		Benda-benda dari batu. gips dan semen	2.022	68
		Benda-benda dari besi dan baja	39.480	962
		Berbagai barang buatan pabrik	1.542	45
		Berbagai barang logam dasar	61.909	1.773
		Berbagai produk kimia	981	70
		Besi dan baja	5.741	2.261
		Garam. belerang dan kapur	4.080	8.000
		Hasil penggilingan	94.000	40.000
		Kain ditunen berlapis	431	12
		Kain perca	157	5
		Kapal laut	1.837.143	3.790.000
		Karet dan barang dari karet	1.035	47
		Kayu dan barang dari kayu	129.805	4.463
		Kendaraan & bagiannya	1.778	19.053
		kertas/karton	13.663	437
		Mesin/peralatan listrik	1.549.358	26.366

Kode Negara	Nama Negara	Uraian Golongan Barang (HS2)	Kumulatif	
			Nilai CIF (US \$)	Berat (kg)
		Mesin-mesin/pesawat mekanik	1.382.714	25.333
		Minyak atsiri. komestik. wangi-wangian	551	24
		Olahan makanan hewan	1.836.806	210.208
		Perabot. penerangan rumah	10.409	519
		Perangkat optik	980	4
		Perekat. enzim	3.414	86
		Perkakas. perangkat potong	1.752	49
		Plastik dan barang dari plastik	31.674	16.202
		Produk farmasi	40.976	2.843
		Pupuk	20.621	1.432
		Sabun dan preparat pembersih	8.134	574
		Sari bahan samak dan celup	44.244	3.575
		Serat Stapel Buatan	589	18
		sutera	1.280	45
112	HONG KONG	Mesin-mesin/pesawat mekanik	191.972	1.268
		Perabot. penerangan rumah	195.271	1.165
		Perangkat optik	853.355	4.395
114	KOREA. REPUBLIC OF	Bahan bakar mineral	2898106	6605877
		Benda-benda dari besi dan baja	5339	48.716
		Besi dan baja	15.534.878	872.513
		Mesin/peralatan listrik	5.000	194
		Mesin-mesin/pesawat mekanik	487.198	110.636
		Perangkat optik	194.686	7.230
		Tembakau	1.023.287	2.006.446
115	TAIWAN	Besi dan baja	80.671	17.504

Kode Negara	Nama Negara	Uraian Golongan Barang (HS2)	Kumulatif	
			Nilai CIF (US \$)	Berat (kg)
		Mesin-mesin/pesawat mekanik	658.901	19.976
		Minuman	27.000	5.175
		Perabot. penerangan rumah	80.000	1.450
		Perkakas. perangkat potong	170.976	3.599
116	CHINA	Alas kaki	8.618	1.421
		Aluminium	3.528.684	2.140.525
		Bahan bakar mineral	8.464.026	45.006.300
		Bahan kimia anorganik	2.700.921	6.255.876
		Bahan kimia organik	1.772.353	1.328.876
		Bahan peledak	67.912	21.134
		Barang-barang dari kulit	55.581	27.940
		Barang-barang fotografi/sinematografi	57.808	17.474
		Barang-barang rajutan	38.937	8.699
		Benda-benda dari batu. gips dan semen	228.742	192.386
		Benda-benda dari besi dan baja	4.573.672	3.123.516
		Berbagai barang buatan pabrik	12.169	8.658
		Berbagai barang logam dasar	498.921	233.190
		Berbagai Makanan Olahan	163.252	34.375
		Berbagai produk kimia	2.789.098	5.932.077
		Besi dan baja	2.610.941	2.246.197
		Biji-bijian berminyak	755.477	713.044
		buku dan barang dari cetakan	92	82
		Daging dan Ikan Olahan	2.175.591	58.608
		Gandum-gandum	49.769	17.130
		Garam. belerang dan kapur	1.137.721	4.538.288

Kode Negara	Nama Negara	Uraian Golongan Barang (HS2)	Kumulatif	
			Nilai CIF (US \$)	Berat (kg)
		Gula dan Kembang Gula	412.618	170.199
		Hasil karya seni	2.167.288	2.001.000
		Hasil penggilingan	11.614.120	25.298.457
		Kaca & barang dari kaca	113.578	106.030
		Kain ditenun berlapis	84.916	24.902
		Kain perca	815.580	316.306
		kain tenun khusus	53	3
		Kakao/coklat	212.469	70.954
		Kapal laut	364.055	127.915
		Kapas gumpalan. tali	63.286	27.105
		Karet dan barang dari karet	1.059.251	448.927
		katun	4.665	1.077
		Kawat Pijar buatan	24.006	6.615
		Kayu dan barang dari kayu	23.882	37.840
		Kendaraan & bagiannya	78.593	40.923
		kertas/karton	177.401	64.201
		Lak. Getah dan Damar	1.718.047	248.108
		Logam dasar lainnya	267	39
		Lokomotif dan peralatan kereta api	864	121
		Lonceng. arloji dan bagiannya	435	151
		Mainan	11.482	5.928
		Mesin/peralatan listrik	18.895.727	2.169.686
		Mesin-mesin/pesawat mekanik	31.210.869	8.779.477
		Minuman	233.976	15.576
		Minyak atsiri. komestik. wangi-wangian	60.238	15.438

Kode Negara	Nama Negara	Uraian Golongan Barang (HS2)	Kumulatif	
			Nilai CIF (US \$)	Berat (kg)
		minyak nabati/hewani	726.483	381.011
		Olahan dari tepung	133.921	57.681
		Olahan makanan hewan	4.459.392	5.960.835
		Pakaian jadi bukan rajutan	4.433	746
		payung. tongkat berjalan	8.883	4.126
		Perabot. penerangan rumah	259.572	168.821
		Perangkat optik	378.005	65.734
		Perekat. enzim	192.207	59.204
		Perkakas. perangkat potong	254.114	107.139
		Plastik dan barang dari plastik	4.269.905	4.065.253
		Produk farmasi	378.113	231.399
		Produk hewani lainnya	1.110	8
		Produk keramik	11.881.439	39.949.764
		Pupuk	157.162	155.053
		Sabun dan preparat pembersih	66.405	24.081
		Sari bahan samak dan celup	340.215	173.519
		Sayuran	2.820.517	2.688.000
		Sayuran dan Buah-buahan Olahan	125.685	89.176
		Seng	52.350	29.912
		Tembaga	234.672	74.630
		Timah hitam	14.969	100.000
		timahlainnya	170	23
		Tutup kepala	2.194	472
		Bahan-bahan Nabati	2.263.062	4.968.861
		Tembakau	17.200	8.448

Kode Negara	Nama Negara	Uraian Golongan Barang (HS2)	Kumulatif	
			Nilai CIF (US \$)	Berat (kg)
		Jangat dan kulit merah	19.910	2.800
		Kulit asli dan kulit buatan	15.050	2.115
121	THAILAND	Bahan kimia anorganik	28.000	100.000
		Benda-benda dari besi dan baja	178.439	28.577
		Berbagai barang logam dasar	26.756	4.556
		Besi dan baja	133.443	121.560
		Garam, belerang dan kapur	1.729.101	47.913.517
		Gula dan Kembang Gula	26.954.767	47.549.000
		Hasil penggilingan	25.200	90.000
		Kaca & barang dari kaca	28.088	43.138
		Karet dan barang dari karet	65.426	8.306
		Kendaraan & bagiannya	689.185	93.248
		Mesin-mesin/pesawat mekanik	9.725.650	1.267.151
		Olahan dari tepung	26.488	3.780
		Olahan makanan hewan	401.592	107.760
		Perkakas, perangkat potong	100.500	12.836
		Plastik dan barang dari plastik	786.609	620.322
		Produk keramik	687.821	900.907
		Pupuk	83.670	13.092
		Sari bahan samak dan celup	18.235	2.853
		Bahan-bahan Nabati	292.748	246.688
		Tembakau	417.375	10.500.000
122	SINGAPORE	Bahan bakar mineral	16.956.194	36.817.209
		Bahan kimia anorganik	711	18
		Bahan kimia organic	1.713.200	680.000

Kode Negara	Nama Negara	Uraian Golongan Barang (HS2)	Kumulatif	
			Nilai CIF (US \$)	Berat (kg)
		Benda-benda dari besi dan baja	197.118	7.323
		Berbagai barang buatan pabrik	26	1
		Berbagai barang logam dasar	56.835	1.886
		Berbagai produk kimia	123.792	50.256
		Besi dan baja	44.438	27.621
		Biji, kerak dan abu logam	88.062	2.232
		Garam, belerang dan kapur	1.469	37
		Kakao/coklat	246.613	54.453
		Karet dan barang dari karet	127.739	5.203
		Kendaraan & bagiannya	13.593	732
		Lokomotif dan peralatan kereta api	20.445	612
		Mesin/peralatan listrik	222.752	6.713
		Mesin-mesin/pesawat mekanik	816.515	33.417
		Minuman	70.789	525
		Olahan makanan hewan	98.746	85.000
		Perangkat optik	4.352	117
		Perekat, enzim	201.185	20.075
		Perkakas, perangkat potong	559	19
		Plastik dan barang dari plastik	9.290	230
		Sari bahan samak dan celup	5.916	304
		Tembakau	2.529.716	3.679.436
124	MALAYSIA	Berbagai Makanan Olahan	20.991	3.011
		Berbagai produk kimia	401.760	252.000
		Biji-bijian berminyak	61.920	36.000
		Gandum-gandum	1.614.173	474.013

Kode Negara	Nama Negara	Uraian Golongan Barang (HS2)	Kumulatif	
			Nilai CIF (US \$)	Berat (kg)
		Gula dan Kembang Gula	14.727	1.149
		Kaca & barang dari kaca	985.653	2.985.905
		Kain ditenun berlapis	39.874	10.951
		Kakao/coklat	8.573.833	2.323.873
		Mesin/peralatan listrik	320.483	48.614
		Mesin-mesin/pesawat mekanik	9.938.285	2.560.218
		Minuman	14.745	5.274
		minyak nabati/hewani	49.763	126.172
		Perabot, penerangan rumah	59.153	20.301
		Sayuran dan Buah-buahan Olahan	91.630	13.141
		Tembakau	26.575	13.146
131	VIET NAM	Benda-benda dari besi dan baja	21.880	1.124
		Biji-bijian berminyak	174.004	88.387
		Buah-buahan	486.292	63.504
		Hasil penggilingan	26.950	50.000
		Kain ditenun berlapis	163.620	80.400
		Mesin-mesin/pesawat mekanik	67.105	14.387
		Perabot, penerangan rumah	8.704	2.016
		Plastik dan barang dari plastik	733.069	373.275
		Produk keramik	234.601	1.116.459
		Kendaraan Bermotor Terurai tidak lengka	570.130	96.390
133	INDIA	Benda-benda dari besi dan baja	400.806	363.000
		Besi dan baja	120.108	51.009
		Gula dan Kembang Gula	77.775.730	188.282.700
		Kain perca	49.472	35.904

Kode Negara	Nama Negara	Uraian Golongan Barang (HS2)	Kumulatif	
			Nilai CIF (US \$)	Berat (kg)
		Kakao/coklat	91.220	15.320
		Karet dan barang dari karet	543.901	177.815
		Lak, Getah dan Damar	337.583	114.000
		Mesin-mesin/pesawat mekanik	1.445.367	253.997
		Minyak atsiri, komestik, wangi-wangian	19.317	5.075
		Olahan makanan hewan	10.890.043	18.500.000
		Produk keramik	2.415.902	12.165.076
		Bahan-bahan Nabati	109.686	486.799
138	INDONESIA	Daging dan Ikan Olahan	72,053	11,734
		Ikan dan Udang	116,326	15,000
		Kapal laut	2,900,000	2,954,000
		Produk hewani lainnya	4,400	20,000
143	SAUDI ARABIA	Bahan kimia anorganik	8,076,107	32,963,700
		Buah-buahan	115,839	116,260
		Paket Pos, Parcel dan Barang Yang Dikembalikan	23,982	22,500
146	JORDAN	Mesin/peralatan listrik	482	8
154	TURKEY	Bahan kimia anorganik	20,150	75,000
		Besi dan baja	327	313
		Gandum-gandum	66,562	192,240
		Garam, belerang dan kapur	5,425	21,700
		Gula dan Kembang Gula	555,289	1,611,620
		Mesin/peralatan listrik	75,988	4,603
		Mesin-mesin/pesawat mekanik	102,837	13,555
157	BAHRAIN	Ikan dan Udang	357,653	74,000
214	TUNISIA	Berbagai produk kimia	231,250	37,000

Kode Negara	Nama Negara	Uraian Golongan Barang (HS2)	Kumulatif	
			Nilai CIF (US \$)	Berat (kg)
		Ikan dan Udang	1,156,250	203,500
240	COTE D'IVOIRE	Buah-buahan	601,871	537,385
311	AUSTRALIA	Benda-benda dari besi dan baja	112,982	5,320
		Biji, kerak dan abu logam	423,419	10,734
		Binatang Hidup	1,299,538	348,660
		Gandum-gandum	115,413,362	364,601,485
		Karet dan barang dari karet	30	2
		Kendaraan & bagiannya	17,864	924
		Mesin/peralatan listrik	2,407	116
		Mesin-mesin/pesawat mekanik	17,009	728
		Perkakas, perangkat potong	6,231	80
		Plastik dan barang dari plastik	715	30
411	UNITED STATES	Aluminium	8,020	373
		Bahan bakar mineral	2,032	74
		Barang-barang dari kulit	477	23
		Benda-benda dari batu, gips dan semen	10,406	765
		Benda-benda dari besi dan baja	262,884	8,512
		Berbagai barang buatan pabrik	18,509	441
		Berbagai barang logam dasar	39,104	4,154
		Berbagai produk kimia	13,560	370
		Besi dan baja	9,006	739
		Biji, kerak dan abu logam	64,917	1,645
		Biji-bijian berminyak	214,215	419,199
		Gandum-gandum	518,370	1,027,367
		Garam, belerang dan kapur	8,449	2,989

Kode Negara	Nama Negara	Uraian Golongan Barang (HS2)	Kumulatif	
			Nilai CIF (US \$)	Berat (kg)
		Kakao/coklat	1,315,440	378,000
		Karet dan barang dari karet	25,937	1,144
		Kendaraan & bagiannya	17,634	520
		Logam dasar lainnya	401	15
		Lonceng, arloji dan bagiannya	114	4
		Mesin/peralatan listrik	414,024	17,872
		Mesin-mesin/pesawat mekanik	938,353	28,690
		Olahan makanan hewan	24,150,505	42,494,332
		Perabot, penerangan rumah	4,438	183
		Perangkat optik	319,022	10,425
		Perkakas, perangkat potong	41,029	1,254
		Plastik dan barang dari plastik	137,717	13,434
		Produk hewani lainnya	294,275	485,551
		Produk keramik	225,033	5,316
		Sari bahan samak dan celup	6,656	311
		Tembaga	29,538	1,085
		Tembakau	36,300	6,473
		Jangat dan kulit merah	39,512	3,752
412	CANADA	Alas kaki	3,497	115
		Bahan bakar mineral	343,493	23,821
		Benda-benda dari batu, gips dan semen	169	6
		Benda-benda dari besi dan baja	80,307	2,975
		Berbagai barang logam dasar	2,223	47
		Berbagai produk kimia	6,031	198
		Besi dan baja	8,474	317

Kode Negara	Nama Negara	Uraian Golongan Barang (HS2)	Kumulatif	
			Nilai CIF (US \$)	Berat (kg)
		Biji, kerak dan abu logam	3,114	228
		Gandum-gandum	31,110,147	83,497,092
		Karet dan barang dari karet	26	1
		Kendaraan & bagiannya	5,340	133
		Mesin/peralatan listrik	221,374	9,672
		Mesin-mesin/pesawat mekanik	809,017	17,029
		Olahan makanan hewan	802,043	1,314,742
		Perangkat optik	80	3
		Perkakas, perangkat potong	2,557	109
		Plastik dan barang dari plastik	14,016	602
421	MEXICO	Benda-benda dari batu, gips dan semen	459	17
		Benda-benda dari besi dan baja	1,232	46
		Mesin/peralatan listrik	20,509	746
		Mesin-mesin/pesawat mekanik	2,868	152
433	ARGENTINA	Biji-bijian berminyak	596,539	1,050,000
		Gandum-gandum	12,792,128	25,677,000
		Olahan makanan hewan	67,918,318	138,307,850
434	BRAZIL	Gandum-gandum	7,182,035	13,940,000
		Gula dan Kembang Gula	23,170,849	63,000,000
		Lak, Getah dan Damar	46,030	54,153
		Mesin/peralatan listrik	715	17
		Olahan makanan hewan	23,655,349	44,977,386
449	DOMINICAN REPUBLIC	Gandum-gandum	554,820	151,200
		Kakao/coklat	7,084,257	2,192,400
511	UNITED KINGDOM	Benda-benda dari batu, gips dan semen	28,276	948

Kode Negara	Nama Negara	Uraian Golongan Barang (HS2)	Kumulatif	
			Nilai CIF (US \$)	Berat (kg)
		Benda-benda dari besi dan baja	1,043	49
		Karet dan barang dari karet	11,538	229
		Kendaraan & bagiannya	3,160	66
		Mesin-mesin/pesawat mekanik	119,194	6,438
		Perkakas, perangkat potong	3,591	118
512	NETHERLANDS	Benda-benda dari besi dan baja	1,838	98
		Berbagai barang logam dasar	6,672	220
513	FRANCE	Bahan kimia organic	39,000	20,000
		Mesin/peralatan listrik	2,355,047	164,384
		Mesin-mesin/pesawat mekanik	293,939	14,676
		Minyak atsiri, komestik, wangi-wangian	31,555	6,100
514	GERMANY, FED. REP. OF	Benda-benda dari besi dan baja	50,000	1,227
		Berbagai barang buatan pabrik	1,725	56
		Berbagai produk kimia	157,610	88,600
		Biji-bijian berminyak	82,800	10,000
		Karet dan barang dari karet	436,460	16,600
		Lak, Getah dan Damar	191,028	9,900
		Mesin/peralatan listrik	286,755	13,780
		Mesin-mesin/pesawat mekanik	1,772,360	77,265
		Perabot, penerangan rumah	88,796	4,090
		Perekat, enzim	90,300	10,000
		Produk keramik	2,053	300
516	BELGIUM	Bahan kimia organic	82,400	9,440
		Berbagai produk kimia	318,232	254,000
		Biji-bijian berminyak	82,400	9,440

Kode Negara	Nama Negara	Uraian Golongan Barang (HS2)	Kumulatif	
			Nilai CIF (US \$)	Berat (kg)
		Perekat, enzim	82,400	9,440
		Sayuran dan Buah-buahan Olahan	40,856	44,280
521	DENMARK	Benda-benda dari batu, gips dan semen	9,316	1,021
		Berbagai barang logam dasar	45,923	1,127
		Hasil penggilingan	42,840	63,000
		Mesin-mesin/pesawat mekanik	33,669	826
522	NORWAY	Benda-benda dari batu, gips dan semen	10,343	468
		Benda-benda dari besi dan baja	151,111	5,531
		Berbagai produk kimia	1,510,800	1,607,770
		Biji-bijian berminyak	139,795	144,656
		Karet dan barang dari karet	2,655	86
		Mesin/peralatan listrik	493,503	12,172
		Mesin-mesin/pesawat mekanik	1,367	82
		Perangkat optik	219	5
523	SWEDEN	kertas/karton	2,502,912	2,747,733
		Mesin/peralatan listrik	73,821	7,027
		Bahan-bahan Nabati	274,921	300,354
526	ITALY	Mesin/peralatan listrik	147,501	4,597
		Tembaga	45,824	1,371
527	SPAIN	Berbagai Makanan Olahan	374,187	21,450
		Mesin-mesin/pesawat mekanik	125,462	15,841
		Olahan makanan hewan	57,139	87,500
553	KYRGYZSTAN	Bahan kimia organik	88	5
557	UKRAINE	Gandum-gandum	19,165,140	63,000,000
		Mesin-mesin/pesawat mekanik	4,033,000	8,120

Kode Negara	Nama Negara	Uraian Golongan Barang (HS2)	Kumulatif	
			Nilai CIF (US \$)	Berat (kg)
566	SLOVAKIA	Besi dan baja	151,358	74,475
		Garam, belerang dan kapur	25,075	11,515
568	CZECH REPUBLIC	Mesin-mesin/pesawat mekanik	89,000	2,184
572	RUSSIA FEDERATION	Nikel	3,854,420	203,065
		Pesawat Terbang & bagiannya	2,959,300	2,991
Total			726.084.604	1.460.041.821

<https://sulsel.bps.go.id>

DATA

MENCERDASKAN BANGSA



**BADAN PUSAT STATISTIK
PROVINSI SULAWESI SELATAN**

Jl. Haji Bau No.6 Makassar 90125 Sulawesi Selatan,
Telp (0411) 854838 (Sentral), 872879
Faks (0411) 851225
Email : pst7300@bps.go.id
Website : <http://sulsel.bps.go.id>

ISBN 978-623-6203-66-8 (PDF)

