



Katalog BPS: 7104016

STATISTIK HARGA KONSUMEN PERDESAAN KELOMPOK MAKANAN 2011



BADAN PUSAT STATISTIK

STATISTIK
HARGA KONSUMEN PERDESAAN
KELOMPOK MAKANAN
2011

<http://www.bps.go.id>

STATISTIK
HARGA KONSUMEN PERDESAAN
KELOMPOK MAKANAN
2011

ISBN. 978-979-064-247-8

No. Publikasi : 06240.
Katalag BPS : 7104016
Ukuran Buku : 21 cm x 28 cm
Jumlah Halaman : 302 halaman

Naskah:
Subdirektorat Statistik Harga Perdesaan

Gambar Kulit:
Subdirektorat Statistik Harga Perdesaan

Diterbitkan oleh:
Badan Pusat Statistik, Jakarta-Indonesia

Dicetak oleh:

Boleh dikutip dengan menyebut sumbernya

KATA PENGANTAR

Publikasi Statistik Harga Konsumen Perdesaan Kelompok Makanan di Indonesia 2011 merupakan seri publikasi tahunan yang diterbitkan oleh Badan Pusat Statistik Republik Indonesia (BPS RI). Publikasi ini memuat data harga konsumen/eceran barang/jasa keperluan konsumsi rumah tangga kelompok makanan, di pasar-pasar perdesaan selama tahun 2010. Data yang disajikan dikumpulkan melalui Survei Harga Perdesaan yang dilakukan setiap bulan di 32 provinsi di Indonesia tidak termasuk Provinsi DKI Jakarta.

Kami menyadari bahwa publikasi ini masih jauh dari sempurna, namun diharapkan publikasi ini dapat dimanfaatkan oleh para pengguna data dengan sebaik-baiknya. Untuk perbaikan dan penyempurnaan publikasi ini di masa yang akan datang, kiranya kritik dan saran yang konstruktif sangat diharapkan. Akhirnya, kepada semua pihak yang telah membantu dapat diterbitkannya publikasi ini diucapkan terima kasih.

Jakarta, Juni 2011

KEPALA BADAN PUSAT STATISTIK

Rusman Heriawan

Daftar Isi

Uraian	Hal
Kata Pengantar	i
Daftar Isi	iii
Daftar Tabel	v
Penjelasan Ringkas	xi
a. Pendahuluan	xi
b. Cakupan Data	xi
c. Metodologi Pengumpulan Data dan Penghitungan Rata-rata Harga	xii
d. Konsep dan Definisi	xii
e. Ulasan Singkat	xiv
Tabel-tabel	1 - 286

Daftar Tabel

	Uraian	Hal
<i>Kelompok Bahan Makanan</i>		
Tabel 1.1	Harga Konsumen Perdesaan Beras (Rp/Kg), 2010	3
Tabel 1.2	Harga Konsumen Perdesaan Tepung Beras (Rp/500 gr), 2010	5
Tabel 1.3	Harga Konsumen Perdesaan Tepung Terigu (Rp/Kg), 2010	7
Tabel 1.4	Harga Konsumen Perdesaan Jagung Pipilan/Pocelan (Rp/Kg), 2010	9
Tabel 1.5	Harga Konsumen Perdesaan Mie Basah (Rp/Kg), 2010	11
Tabel 1.6	Harga Konsumen Perdesaan Mie Instan (Rp/Bungkus), 2010	13
Tabel 1.7	Harga Konsumen Perdesaan Mie Telur Kering (Rp/Bungkus), 2010	15
Tabel 1.8	Harga Konsumen Perdesaan Bihun (Rp/Kg), 2010	17
Tabel 1.9	Harga Konsumen Perdesaan Ketela Pohon (Rp/Kg), 2010	19
Tabel 1.10	Harga Konsumen Perdesaan Ketela Rambat (Rp/Kg), 2010	21
Tabel 1.11	Harga Konsumen Perdesaan Daging Sapi (Rp/Kg), 2010	23
Tabel 1.12	Harga Konsumen Perdesaan Daging Kambing (Rp/Kg), 2010	25
Tabel 1.13	Harga Konsumen Perdesaan Daging Babi (Rp/Kg), 2010	27
Tabel 1.14	Harga Konsumen Perdesaan Daging Ayam (Rp/Kg), 2010	29
Tabel 1.15	Harga Konsumen Perdesaan Hati Ayam (Rp/Kg), 2010	31
Tabel 1.16	Harga Konsumen Perdesaan Ikan Cakalang (Rp/Kg), 2010	33
Tabel 1.17	Harga Konsumen Perdesaan Cumi-cumi (Rp/Kg), 2010	35
Tabel 1.18	Harga Konsumen Perdesaan Ikan Ekor Kuning (Rp/Kg), 2010	37
Tabel 1.19	Harga Konsumen Perdesaan Ikan Kembung (Rp/Kg), 2010	39
Tabel 1.20	Harga Konsumen Perdesaan Ikan Selar (Rp/Kg), 2010	41
Tabel 1.21	Harga Konsumen Perdesaan Ikan Tenggiri (Rp/Kg), 2010	43
Tabel 1.22	Harga Konsumen Perdesaan Ikan Teri (Rp/Kg), 2010	45
Tabel 1.23	Harga Konsumen Perdesaan Ikan Tongkol (Rp/Kg), 2010	47
Tabel 1.24	Harga Konsumen Perdesaan Udang Laut (Rp/Kg), 2010	49
Tabel 1.25	Harga Konsumen Perdesaan Ikan Tembang (Rp/Kg), 2010	51
Tabel 1.26	Harga Konsumen Perdesaan Ikan Layang (Rp/Kg), 2010	53

	Uraian	Hal
Tabel 1.27	Harga Konsumen Perdesaan Ikan Kakap (Rp/Kg), 2010	55
Tabel 1.28	Harga Konsumen Perdesaan Kerang (Rp/Kg), 2010	57
Tabel 1.29	Harga Konsumen Perdesaan Ikan Ketamba (Rp/Kg), 2010	59
Tabel 1.30	Harga Konsumen Perdesaan Ikan Baronang (Rp/Kg), 2010	61
Tabel 1.31	Harga Konsumen Perdesaan Ikan Gabus (Rp/Kg), 2010	63
Tabel 1.32	Harga Konsumen Perdesaan Ikan Mujair (Rp/Kg), 2010	65
Tabel 1.33	Harga Konsumen Perdesaan Ikan Mas (Rp/Kg), 2010	67
Tabel 1.34	Harga Konsumen Perdesaan Ikan Lele (Rp/Kg), 2010	69
Tabel 1.35	Harga Konsumen Perdesaan Ikan Nila (Rp/Kg), 2010	71
Tabel 1.36	Harga Konsumen Perdesaan Ikan Bandeng (Rp/Kg), 2010	73
Tabel 1.37	Harga Konsumen Perdesaan Udang Darat (Rp/Kg), 2010	75
Tabel 1.38	Harga Konsumen Perdesaan Ikan Patin (Rp/Kg), 2010	77
Tabel 1.39	Harga Konsumen Perdesaan Ikan Asin (Rp/Kg), 2010	79
Tabel 1.40	Harga Konsumen Perdesaan Ikan Pindang (Rp/Kg), 2010	81
Tabel 1.41	Harga Konsumen Perdesaan Ikan Asap (Rp/Kg), 2010	83
Tabel 1.42	Harga Konsumen Perdesaan Ikan Dalam Kaleng (Rp/Kaleng), 2010	85
Tabel 1.43	Harga Konsumen Perdesaan Daging Dalam Kaleng (Rp/Kaleng), 2010	87
Tabel 1.44	Harga Konsumen Perdesaan Bakso (Rp/10 Buah), 2010	89
Tabel 1.45	Harga Konsumen Perdesaan Sosis (Rp/Bungkus), 2010	91
Tabel 1.46	Harga Konsumen Perdesaan Susu Kental Manis (Rp/Kaleng), 2010	93
Tabel 1.47	Harga Konsumen Perdesaan Susu Perah/Murni (Rp/Liter), 2010	95
Tabel 1.48	Harga Konsumen Perdesaan Susu Bubuk Instan (Rp/Kotak), 2010	97
Tabel 1.49	Harga Konsumen Perdesaan Susu Cair Kemasan (Rp/Kemas), 2010	99
Tabel 1.50	Harga Konsumen Perdesaan Susu Bubuk Bayi (Rp/Kotak), 2010	101
Tabel 1.51	Harga Konsumen Perdesaan Makanan Bayi (Rp/Kotak), 2010	103
Tabel 1.52	Harga Konsumen Perdesaan Telur Ayam Negeri (Rp/Kg), 2010	105
Tabel 1.53	Harga Konsumen Perdesaan Telur Ayam Buras (Rp/Butir), 2010	107

	Uraian	Hal
Tabel 1.54	Harga Konsumen Perdesaan Telur Itik/Bebek (Rp/Butir), 2010	109
Tabel 1.55	Harga Konsumen Perdesaan Telur Puyuh Mentah (Rp/Kg), 2010	111
Tabel 1.56	Harga Konsumen Perdesaan Telur Puyuh Matang (Rp/10 Butir), 2010	113
Tabel 1.57	Harga Konsumen Perdesaan Minyak Kelapa (Rp/Kg), 2010	115
Tabel 1.58	Harga Konsumen Perdesaan Minyak Goreng (Rp/Liter), 2010	117
Tabel 1.59	Harga Konsumen Perdesaan Margarin (Rp/Sachet), 2010	119
Tabel 1.60	Harga Konsumen Perdesaan Kelapa Tua (Rp/Butir), 2010	121
Tabel 1.61	Harga Konsumen Perdesaan Kangkung (Rp/Kg), 2010	123
Tabel 1.62	Harga Konsumen Perdesaan Bayam (Rp/Kg), 2010	125
Tabel 1.63	Harga Konsumen Perdesaan Kubis/Kol (Rp/Kg), 2010	127
Tabel 1.64	Harga Konsumen Perdesaan Kacang Panjang (Rp/Kg), 2010	129
Tabel 1.65	Harga Konsumen Perdesaan Kentang (Rp/Kg), 2010	131
Tabel 1.66	Harga Konsumen Perdesaan Cabe Merah (Rp/Kg), 2010	133
Tabel 1.67	Harga Konsumen Perdesaan Cabe Rawit (Rp/Kg), 2010	135
Tabel 1.68	Harga Konsumen Perdesaan Ketimun (Rp/Kg), 2010	137
Tabel 1.69	Harga Konsumen Perdesaan Sawi (Rp/Kg), 2010	139
Tabel 1.70	Harga Konsumen Perdesaan Tomat Sayur (Rp/Kg), 2010	141
Tabel 1.71	Harga Konsumen Perdesaan Labu Siam/Jipang (Rp/Kg), 2010	143
Tabel 1.72	Harga Konsumen Perdesaan Petai (Rp/Papan), 2010	145
Tabel 1.73	Harga Konsumen Perdesaan Terung (Rp/Kg), 2010	147
Tabel 1.74	Harga Konsumen Perdesaan Nangka Muda (Rp/Kg), 2010	149
Tabel 1.75	Harga Konsumen Perdesaan Tauge/Kecambah (Rp/Kg), 2010	151
Tabel 1.76	Harga Konsumen Perdesaan Buncis (Rp/Kg), 2010	153
Tabel 1.77	Harga Konsumen Perdesaan Wortel (Rp/Kg), 2010	155
Tabel 1.78	Harga Konsumen Perdesaan Daun Singkong (Rp/Kg), 2010	157
Tabel 1.79	Harga Konsumen Perdesaan Pare/Paria (Rp/Kg), 2010	159
Tabel 1.80	Harga Konsumen Perdesaan Jengkol (Rp/Kg), 2010	161

	Uraian	Hal
Tabel 1.81	Harga Konsumen Perdesaan Cabe Hijau (Rp/Kg), 2010	163
Tabel 1.82	Harga Konsumen Perdesaan Pisang (Rp/Kg), 2010	165
Tabel 1.83	Harga Konsumen Perdesaan Pepaya (Rp/Kg), 2010	167
Tabel 1.84	Harga Konsumen Perdesaan Jeruk (Rp/Kg), 2010	169
Tabel 1.85	Harga Konsumen Perdesaan Mangga (Rp/Kg), 2010	171
Tabel 1.86	Harga Konsumen Perdesaan Sawo (Rp/Kg), 2010	173
Tabel 1.87	Harga Konsumen Perdesaan Tomat Buah (Rp/Kg), 2010	175
Tabel 1.88	Harga Konsumen Perdesaan Salak (Rp/Kg), 2010	177
Tabel 1.89	Harga Konsumen Perdesaan Apel (Rp/Kg), 2010	179
Tabel 1.90	Harga Konsumen Perdesaan Semangka (Rp/Kg), 2010	181
Tabel 1.91	Harga Konsumen Perdesaan Kacang Tanah (Rp/Kg), 2010	183
Tabel 1.92	Harga Konsumen Perdesaan Kacang Hijau (Rp/Kg), 2010	185
Tabel 1.93	Harga Konsumen Perdesaan Kacang Kedele (Rp/Kg), 2010	187
Tabel 1.94	Harga Konsumen Perdesaan Kacang Joglo/Tolo (Rp/Kg), 2010	189
Tabel 1.95	Harga Konsumen Perdesaan Kacang Merah (Rp/Kg), 2010	191
Tabel 1.96	Harga Konsumen Perdesaan Tempe Kedele (Rp/Kg), 2010	193
Tabel 1.97	Harga Konsumen Perdesaan Tahu Mentah (Rp/Kg), 2010	195
Tabel 1.98	Harga Konsumen Perdesaan Oncom (Rp/Kg), 2010	197
Tabel 1.99	Harga Konsumen Perdesaan Tauco (Rp/Botol), 2010	199
Tabel 1.100	Harga Konsumen Perdesaan Bawang Merah (Rp/Kg), 2010	201
Tabel 1.101	Harga Konsumen Perdesaan Bawang Putih (Rp/Kg), 2010	203
Tabel 1.102	Harga Konsumen Perdesaan Lada/Merica (Rp/Kg), 2010	205
Tabel 1.103	Harga Konsumen Perdesaan Garam Bata (Rp/400 Gr), 2010	207
Tabel 1.104	Harga Konsumen Perdesaan Garam Hancur (Rp/250 Gr), 2010	209
Tabel 1.105	Harga Konsumen Perdesaan Kecap Manis (Rp/Botol), 2010	211
Tabel 1.106	Harga Konsumen Perdesaan Bumbu Masak (Rp/Bungkus), 2010	213
Tabel 1.107	Harga Konsumen Perdesaan Terasi Udang (Rp/Ons), 2010	215

	Uraian	Hal
Tabel 1.108	Harga Konsumen Perdesaan Kemiri (Rp/Kg), 2010	217
Tabel 1.109	Harga Konsumen Perdesaan Asam Jawa (Rp/Kg), 2010	219
Tabel 1.110	Harga Konsumen Perdesaan Gula Merah (Rp/Kg), 2010	221
Tabel 1.111	Harga Konsumen Perdesaan Ketumbar (Rp/Ons), 2010	223
Tabel 1.112	Harga Konsumen Perdesaan Jinten (Rp/Ons), 2010	225
Tabel 1.113	Harga Konsumen Perdesaan Kerupuk (Rp/Kg), 2010	227
Tabel 1.114	Harga Konsumen Perdesaan Emping (Rp/Kg), 2010	229
Tabel 1.115	Harga Konsumen Perdesaan Bahan Agar-agar (Rp/Bungkus), 2010	231
<i>Kelompok Makanan Jadi</i>		
Tabel 2.1	Harga Konsumen Perdesaan Roti Tawar (Rp/200 Gr), 2010	235
Tabel 2.2	Harga Konsumen Perdesaan Gado-gado (Rp/Porsi), 2010	237
Tabel 2.3	Harga Konsumen Perdesaan Biskuit (Rp/250 Gr), 2010	239
Tabel 2.4	Harga Konsumen Perdesaan Bubur Kacang Hijau (Rp/Porsi), 2010	241
Tabel 2.5	Harga Konsumen Perdesaan Mie Bakso (Rp/Porsi), 2010	243
Tabel 2.6	Harga Konsumen Perdesaan Makanan Ringan Anak (Rp/Bungkus), 2010	245
Tabel 2.7	Harga Konsumen Perdesaan Mie Ayam (Rp/Porsi), 2010	247
Tabel 2.8	Harga Konsumen Perdesaan Gula Pasir (Rp/Kg), 2010	249
Tabel 2.9	Harga Konsumen Perdesaan Kopi Bubuk (Rp/Ons), 2010	251
Tabel 2.10	Harga Konsumen Perdesaan Kopi Instan (Kopi+Gula) (Rp/Sachet), 2010	253
Tabel 2.11	Harga Konsumen Perdesaan Teh Botol (Rp/Botol), 2010	255
Tabel 2.12	Harga Konsumen Perdesaan Teh Hitam (Rp/40 Gr), 2010	257
Tabel 2.13	Harga Konsumen Perdesaan Teh Hijau (Rp/40 Gr), 2010	259
Tabel 2.14	Harga Konsumen Perdesaan Teh Celup (Rp/Bungkus=25 Buah), 2010	261
Tabel 2.15	Harga Konsumen Perdesaan Minuman Ringan (Rp/Botol), 2010	263
Tabel 2.16	Harga Konsumen Perdesaan Air Mineral (Rp/Botol), 2010	265
Tabel 2.17	Harga Konsumen Perdesaan Minuman Kesehatan/Berenergi (Rp/Botol), 2010	267

	Uraian	Hal
Tabel 2.18	Harga Konsumen Perdesaan Ice Cream (Rp/Cup), 2010	269
Tabel 2.19	Harga Konsumen Perdesaan Rokok Putih (Rp/ Bungkus=20 Batang), 2010	271
Tabel 2.20	Harga Konsumen Perdesaan Rokok Kretek (Rp/ Bungkus=12 Batang), 2010	273
Tabel 2.21	Harga Konsumen Perdesaan Rokok Kretek Filter (Rp/Bungkus=12 Batang), 2010	275
Tabel 2.22	Harga Konsumen Perdesaan Tembakau Shag (Rp/Ons), 2010	277
Tabel 2.23	Harga Konsumen Perdesaan Sirih (Rp/20 Lembar), 2010	279
Tabel 2.24	Harga Konsumen Perdesaan Pinang Belum Dikupas (Rp/Buah), 2010	281
Tabel 2.25	Harga Konsumen Perdesaan Gambir (Rp/Buah), 2010	283
Tabel 2.26	Harga Konsumen Perdesaan Bir (Rp/Botol), 2010	285

<http://www.bps.go.id>

Penjelasan Ringkas

A. PENDAHULUAN

Tingkat kesejahteraan masyarakat khususnya di daerah perdesaan sangat ditentukan oleh tingkat keberhasilan pembangunan khususnya di sektor pertanian, karena sektor pertanian ini masih sangat mendominasi daerah perdesaan. Unsur daya beli masyarakat perdesaan merupakan salah satu indikator yang dapat menggambarkan tingkat kesejahteraan. Oleh karena itu, informasi tentang harga khususnya harga konsumen untuk berbagai komoditas di daerah perdesaan sangat diperlukan guna menentukan kebijakan pemerintah untuk membantu mewujudkan kesejahteraan masyarakat daerah perdesaan.

Pengumpulan data harga konsumen perdesaan dilakukan di seluruh provinsi di Indonesia kecuali DKI Jakarta melalui Survei Harga Konsumen Perdesaan yang merupakan salah satu kegiatan rutin dalam rangka penghitungan Indeks Harga yang Dibayar Petani (Ib) dan Nilai Tukar Petani (NTP). Harga konsumen perdesaan meliputi harga berbagai komoditas baik makanan maupun non makanan yang banyak dikonsumsi masyarakat perdesaan.

Data yang disajikan dalam publikasi ini adalah data harga konsumen perdesaan kelompok makanan tahun 2010 yang dirinci menurut bulan dan provinsi, dengan maksud untuk mengetahui tingkat perkembangan harga konsumen di provinsi dari suatu barang kelompok makanan di daerah perdesaan.

B. CAKUPAN DATA

Dalam publikasi ini disajikan data harga konsumen perdesaan dari berbagai jenis barang dan jasa kebutuhan konsumsi rumah tangga kelompok makanan. Daerah yang dicakup meliputi 32 provinsi kecuali DKI Jakarta (32 provinsi), yaitu: Provinsi Aceh, Sumatera Utara, Sumatera Barat, Riau Jambi, Sumatera Selatan, Bengkulu, Lampung, Bangka Belitung, Kepulauan Riau, Jawa Barat, Jawa Tengah, Daerah Istimewa Yogyakarta, Jawa Timur, Banten, Bali, Nusa Tenggara Timur, Nusa Tenggara Barat, Kalimantan Barat, Kalimantan Tengah, Kalimantan Selatan, Kalimantan Timur, Sulawesi Utara, Sulawesi Tengah, Sulawesi Selatan, Sulawesi Tenggara, Gorontalo, Sulawesi

Barat, Maluku, Maluku Utara, Papua Barat dan Papua.

C. METODE PENGUMPULAN DATA DAN PENGHITUNGAN RATA-RATA HARGA

1. Metode Pengumpulan Data

Pengumpulan data harga konsumen perdesaan kelompok makanan oleh Koordinator Statistik Kecamatan (KSK) menggunakan daftar HP-1A melalui wawancara langsung ke pedagang eceran yang berada di pasar perdesaan. Pencacahan dilakukan setiap bulan pada tanggal 15 atau pada hari pasar yang terdekat dengan tanggal tersebut.

Pencatatan harga setiap komoditas di masing-masing pasar dilakukan terhadap tiga atau empat pedagang. Harga yang dicatat dalam daftar HP-1A merupakan harga yang terbanyak muncul (modus) atau rata-rata harga. Hasil pencatatan yang ada dalam daftar HP-1A tersebut selanjutnya dipindahkan ke register HP-1. Setelah disalin, kemudian daftar HP-1A dikirim ke BPS Kabupaten dan BPS Provinsi. Sedangkan register HP-1 disimpan KSK untuk membantu dalam mengisi harga bulan sebelumnya pada daftar HP-1A sebelum KSK melakukan pengumpulan data. Daftar HP-1A di entry di BPS Kabupaten atau di BPS Provinsi, kemudian hasil entry data tersebut dikirim ke BPS-RI.

Pencatatan data harga setiap komoditas dilakukan terhadap 3-4 petani, dan selanjutnya harga yang terbanyak muncul (modus) atau rata-rata harga dari petani-petani tersebut dicatat dalam daftar isian.

2. Metode Penghitungan Rata-rata Harga

Formula penghitungan rata-rata harga tiap jenis barang untuk harga produsen di masing-masing provinsi setiap bulannya menggunakan rata-rata harga sederhana (*Simple Average*) dari sampel yang masuk ke BPS pada bulan yang bersangkutan, sebagai berikut:

$$\bar{P}_{ni} = \frac{\sum_{s=1}^m P_{ni}}{m}$$

$$\bar{P}_{ni} = \text{rata-rata harga jenis barang } i \text{ pada bulan ke-} n$$

$$\sum P_{ni} = \text{Jumlah harga jenis barang } i \text{ pada bulan ke-} n$$

m =Jumlah sampel

D. KONSEP DAN DEFINISI

1. Pasar

Yang dimaksud dengan pasar adalah suatu tempat terjadinya transaksi antara penjual dan pembeli atau tempat yang biasanya terdapat penawaran dan permintaan.

Pasar yang diteliti adalah pasar yang cukup mewakili dari semua pasar di kecamatan yang sudah ditentukan, dan mempunyai syarat antara lain:

- a. Pasar terbesar di kecamatan terpilih
- b. Kebanyakan masyarakat, terutama petani berbelanja di pasar tersebut
- c. Barang yang dijual beraneka ragam
- d. Harus dapat dijamin kelangsungan pencatatan harga di pasar tersebut
- e. Pasar tersebut terletak di desa perdesaan.

2. Harga Konsumen/Eceran Perdesaan

Harga eceran adalah harga transaksi antara penjual dan pembeli secara eceran di pasar setempat untuk setiap jenis barang yang dibeli dengan tujuan untuk dikonsumsi sendiri dan bukan untuk dijual kepada pihak lain. Harga yang dicatat dalam daftar isian merupakan harga yang telah dikonversi ke dalam satuan baku yang tercantum dalam daftar isian.

Persyaratan pedagang/penjual yang menjadi responden adalah:

- a. Pedagang harus mempunyai cukup persediaan barang untuk menjaga terjaminnya kelangsungan pencatatan harga selanjutnya.
- b. Pedagang menjual barangnya secara eceran dan di tempat yang tetap.
- c. Pedagang banyak/ramai dikunjungi pembeli
- d. Pedagang merupakan *price influencer*, dimana harga yang ditetapkan dapat mempengaruhi pedagang/penjualan lainnya.

3. Satuan

Satuan yang digunakan dalam daftar isian adalah satuan baku yang lazim dipakai untuk pembelian secara eceran, misalnya kilogram (kg), 100 gram (ons), liter (l), buah, butir, bungkus, batang, pasang, dan lain sebagainya. Jika satuan setempat yang dipakai tidak sesuai dengan yang ada dalam daftar isian, maka harus dikonversikan terlebih dahulu agar sesuai dengan satuan baku yang ada pada daftar isian.

4. Konsumsi Rumah Tangga

Konsumsi rumah tangga terdiri dari konsumsi makanan dan konsumsi non makanan. Dengan mengadopsi COICOP, konsumsi rumah tangga dibagi dalam 7 (tujuh) kelompok, yaitu:

- | | | |
|---|---|----------------------|
| 1. Kelompok bahan makanan | } | Kelompok Makanan |
| 2. Kelompok bahan makanan jadi | | |
| 3. Kelompok perumahan | } | Kelompok Non Makanan |
| 4. Kelompok sandang | | |
| 5. Kelompok kesehatan | | |
| 6. Kelompok pendidikan, rekreasi dan olahraga | | |
| 7. Kelompok transportasi dan komunikasi | | |

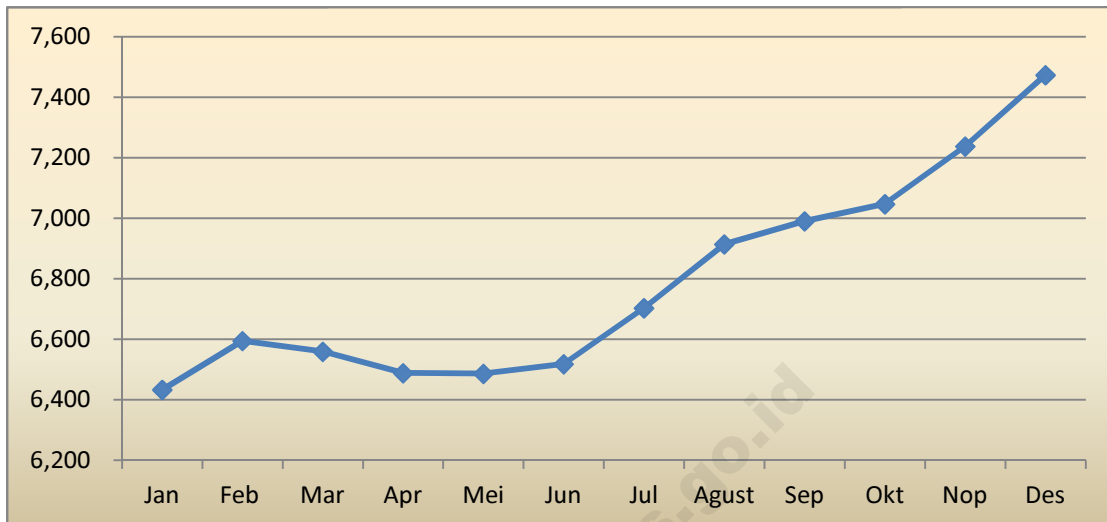
8. ULASAN SINGKAT

Secara umum, harga eceran di perdesaan untuk konsumsi makanan 2010 mengalami kenaikan dibandingkan tahun-tahun sebelumnya walaupun beberapa jenis barang di berbagai daerah ada yang mengalami penyusutan maupun stabil.

Beras yang merupakan salah satu bahan kebutuhan pokok bagi penduduk Indonesia terlebih di daerah perdesaan, perannya masih dominan terhadap konsumsi rumah tangga sehari-hari. Oleh sebab itu harga komoditas ini masih selalu dimonitor oleh pemerintah secara intensif. Bila dibandingkan antar waktu maupun antar provinsi pada tahun 2010 harga beras di perdesaan secara rata-rata relatif tidak bergejolak, secara rata-rata nasional harga tertinggi terjadi pada Desember 2010 mencapai Rp. 7.473,- per kg, sedangkan harga terendah terjadi pada bulan Januari yang mencapai Rp. 6.433,- yang disebabkan panen raya di sentra produksi padi (Tabel 1.1.).

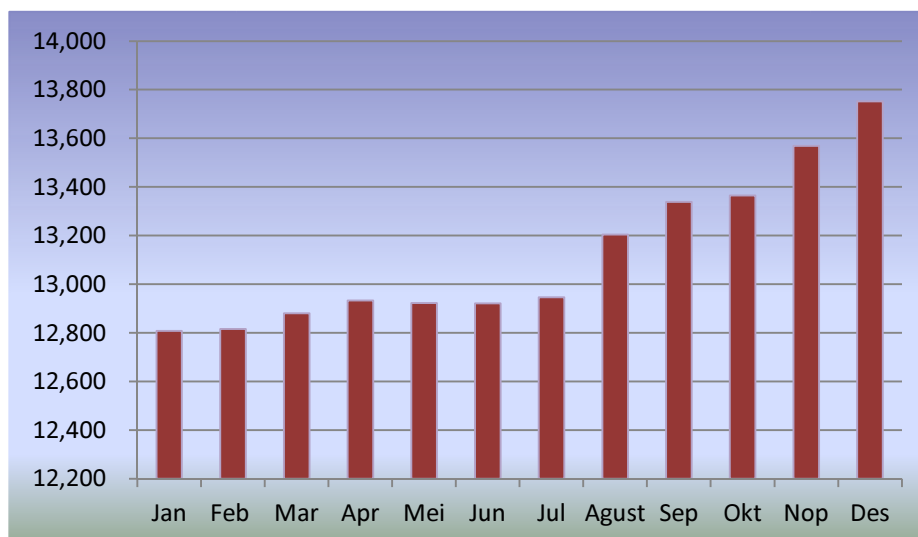
Sementara itu, rata-rata harga tertinggi untuk jagung pocelan/pipilan juga terjadi pada bulan Desember 2010 yang mencapai Rp. 4.908,- per kg, sedangkan harga terendah mencapai Rp. 4.383,- per kg terjadi pada Januari 2010 (Tabel 1.4).

Grafik 1.
Rata-Rata Harga Beras, 2010 (Rp/Kg)



Minyak goreng yang juga merupakan komoditi kebutuhan yang sangat berpengaruh pada masyarakat dan selalu menjadi perhatian pemerintah, mencapai harga tertinggi pada bulan Desember 2010 yaitu sebesar Rp. 13.752,- per liter, sedangkan harga terendah yaitu sebesar Rp. 12.808,- per liter terjadi pada bulan Januari 2010 (Tabel 1.58).

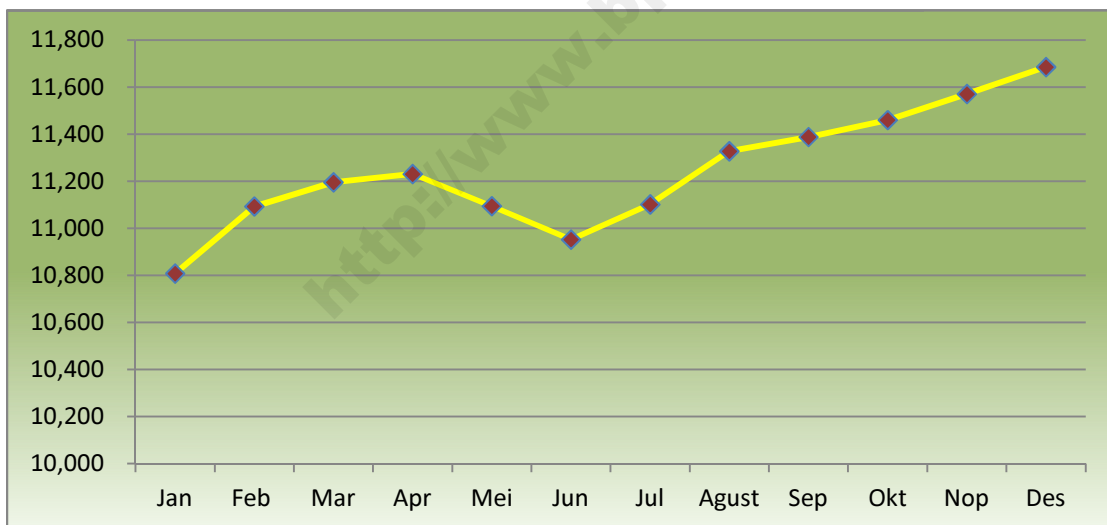
Grafik 2.
Rata-Rata Harga Minyak Goreng, 2010 (Rp/Liter)



Cabe merah dan cabe rawit merupakan tanaman yang sangat dipengaruhi musim sehingga fluktuasi harga untuk komoditas tersebut seringkali mencolok dan sangat bervariasi. Harga tertinggi untuk jenis komoditi cabe merah dan cabe rawit terjadi pada bulan Desember 2010 yaitu sebesar Rp. 43.740,- per kg untuk cabe merah dan sebesar Rp. 45.241,- per kg untuk cabe rawit. Sedangkan harga terendah baik untuk komoditas cabe merah dan cabe rawit terjadi pada bulan Januari sebesar Rp. 22.848,- per kg untuk cabe merah dan sebesar Rp. 23.388,- per kg untuk cabe rawit (Tabel 1.66 dan Tabel 1.67).

Pada kelompok makanan jadi, jenis komoditi gula pasir merupakan komoditas pokok lain yang banyak dikonsumsi dan sangat berpengaruh di masyarakat. Harga rata-rata tertinggi jenis komoditas gula pasir pada tahun 2010 secara nasional terjadi pada bulan Desember yaitu sebesar Rp. 11.685,- per kg, sedangkan harga terendah terjadi pada bulan Januari yaitu sebesar Rp. 10.808,- per kg (Tabel 2.8).

Grafik 3.
Rata-Rata Harga Gula Pasir, 2010 (Rp/Kg)





KELOMPOK BAHAN MAKANAN

Tabel 1.1
Harga Konsumen Perdesaan Kelompok Bahan Makanan, 2010
Beras (Rp/Kg)

Provinsi	Januari	Februari	Maret	April	Mei	Juni
(1)	(2)	(3)	(4)	(5)	(6)	(7)
Aceh	6,307	6,411	6,450	6,691	6,722	6,840
Sumatera Utara	6,597	6,533	6,570	6,643	6,687	6,690
Sumatera Barat	6,762	7,003	6,922	6,884	6,792	6,801
Riau	7,370	7,409	7,428	7,441	7,464	7,556
Jambi	6,953	7,089	7,304	7,258	7,290	7,096
Sumatera Selatan	5,787	6,448	6,112	5,896	5,765	5,815
Bengkulu	6,560	6,769	6,414	6,291	6,187	6,158
Lampung	5,964	6,374	5,887	5,318	4,974	4,978
Kep. Bangka Belitung	6,914	6,979	7,006	6,961	6,952	6,939
Kepulauan Riau	7,649	7,954	7,973	7,973	8,452	8,558
Jawa Barat	5,643	5,939	5,650	5,610	5,526	5,710
Jawa Tengah	6,073	6,255	5,888	5,633	5,585	5,685
D. I. Yogyakarta	5,929	6,059	5,843	5,496	5,375	5,506
Jawa Timur	5,880	6,017	5,697	5,472	5,412	5,499
Banten	5,868	6,147	5,652	5,418	5,482	5,663
Bali	6,370	6,503	6,602	6,557	6,474	6,422
Nusa Tenggara Barat	6,618	5,962	5,589	5,507	5,449	5,626
Nusa Tenggara Timur	6,022	6,049	6,332	6,442	6,384	6,206
Kalimantan Barat	6,891	6,901	6,884	6,866	6,835	6,910
Kalimantan Tengah	6,599	6,617	6,771	6,863	7,469	7,526
Kalimantan Selatan	5,253	5,332	5,396	5,942	6,529	6,933
Kalimantan Timur	7,282	7,418	7,704	7,657	7,671	7,637
Sulawesi Utara	6,346	6,717	6,661	6,661	6,435	6,435
Sulawesi Tengah	5,626	5,853	5,931	5,850	5,830	5,860
Sulawesi Selatan	5,165	5,441	5,615	5,463	5,407	5,144
Sulawesi Tenggara	6,153	6,358	6,574	6,496	6,284	6,219
Gorontalo	6,871	6,978	6,841	6,576	6,316	6,348
Sulawesi Barat	5,778	5,952	6,200	5,901	5,868	5,838
Maluku	6,751	7,184	7,304	7,185	7,185	7,247
Maluku Utara	7,250	7,448	7,559	7,923	7,874	7,935
Papua Barat	7,756	8,049	8,198	7,881	8,010	8,173
Papua	6,884	6,884	6,947	6,883	6,883	6,639
Nasional	6,433	6,595	6,560	6,489	6,486	6,518

Lanjutan Tabel 1.1

Provinsi	Juli	Agustus	September	Oktober	November	Desember	Rata-rata
(1)	(8)	(9)	(10)	(11)	(12)	(13)	(14)
Aceh	6,867	6,935	7,021	7,021	7,141	7,370	6,815
Sumatera Utara	6,836	6,907	7,013	7,069	7,274	7,619	6,870
Sumatera Barat	7,120	7,241	7,075	7,394	7,882	8,058	7,161
Riau	7,635	7,672	7,731	7,761	7,848	8,209	7,627
Jambi	7,201	7,337	7,481	7,468	7,852	8,197	7,377
Sumatera Selatan	5,981	6,159	6,249	6,214	6,490	6,743	6,138
Bengkulu	6,276	6,386	6,736	7,022	7,314	7,518	6,636
Lampung	5,131	5,591	5,887	6,157	6,467	6,698	5,786
Kep. Bangka Belitung	7,189	7,460	7,464	7,575	7,717	7,857	7,251
Kepulauan Riau	8,712	8,790	8,790	8,842	8,711	8,711	8,426
Jawa Barat	5,934	6,229	6,281	6,343	6,450	6,647	5,997
Jawa Tengah	6,024	6,349	6,536	6,519	6,687	6,912	6,179
D. I. Yogyakarta	5,934	6,163	6,341	6,433	6,647	6,900	6,052
Jawa Timur	5,970	6,112	6,147	6,180	6,284	6,496	5,930
Banten	5,674	6,328	6,412	6,452	6,728	7,228	6,088
Bali	6,692	6,924	6,963	6,964	7,027	7,100	6,716
Nusa Tenggara Barat	6,027	6,224	6,404	6,345	6,457	6,569	6,065
Nusa Tenggara Timur	6,329	6,406	6,405	6,586	6,536	6,574	6,356
Kalimantan Barat	6,998	7,131	7,137	7,167	7,197	7,511	7,036
Kalimantan Tengah	7,840	8,124	8,051	8,227	8,445	8,904	7,620
Kalimantan Selatan	7,419	7,539	7,790	7,863	8,088	8,771	6,905
Kalimantan Timur	7,804	7,986	8,199	7,950	8,094	8,132	7,795
Sulawesi Utara	6,482	6,649	6,655	6,734	6,725	7,232	6,644
Sulawesi Tengah	5,965	6,290	6,272	6,245	6,336	6,379	6,036
Sulawesi Selatan	5,186	5,422	5,309	5,349	5,439	5,655	5,383
Sulawesi Tenggara	6,046	6,251	6,406	6,422	6,487	6,493	6,349
Gorontalo	6,584	7,240	7,128	7,273	7,240	7,643	6,920
Sulawesi Barat	5,907	6,431	6,505	6,423	6,423	6,525	6,146
Maluku	7,267	7,449	7,506	7,576	7,697	7,859	7,351
Maluku Utara	7,935	8,037	8,095	8,074	8,367	8,478	7,915
Papua Barat	8,436	8,337	8,542	8,726	10,402	10,912	8,619
Papua	7,100	7,159	7,159	7,128	7,154	7,246	7,006
Nasional	6,703	6,914	6,990	7,047	7,238	7,473	6,787

Tabel 1.2
Harga Konsumen Perdesaan Kelompok Bahan Makanan, 2010
Tepung Beras (Rp/500 Gr)

Provinsi	Januari	Februari	Maret	April	Mei	Juni
(1)	(2)	(3)	(4)	(5)	(6)	(7)
Aceh	5,125	5,125	5,204	5,204	5,204	5,204
Sumatera Utara	6,208	6,147	6,393	6,565	6,565	6,565
Sumatera Barat	4,857	4,857	4,933	4,933	4,872	4,872
Riau	5,894	6,017	6,080	6,138	6,187	6,187
Jambi	5,568	5,637	5,574	5,574	5,574	5,435
Sumatera Selatan	5,462	5,645	5,645	5,645	5,645	5,768
Bengkulu	5,744	5,379	5,379	5,379	5,379	5,080
Lampung	4,375	4,375	4,375	4,375	4,302	4,382
Kep. Bangka Belitung	4,973	5,028	5,152	5,112	5,112	5,175
Kepulauan Riau	5,286	5,286	5,286	5,664	5,844	5,844
Jawa Barat	5,958	5,963	6,059	6,229	6,204	6,181
Jawa Tengah	4,354	4,390	4,363	4,394	4,391	4,385
D. I. Yogyakarta	5,440	5,461	5,753	5,912	5,912	5,870
Jawa Timur	4,131	4,154	4,124	4,126	4,183	4,167
Banten	5,094	4,972	4,972	5,123	5,123	5,123
Bali	5,266	5,378	5,378	5,378	5,681	5,884
Nusa Tenggara Barat	6,321	6,444	6,559	6,969	7,143	7,143
Nusa Tenggara Timur	5,949	5,949	6,048	6,048	6,048	5,822
Kalimantan Barat	5,639	5,712	5,558	5,558	5,451	5,451
Kalimantan Tengah	4,782	4,926	4,981	4,981	4,983	5,025
Kalimantan Selatan	4,469	4,490	4,524	4,597	4,597	4,529
Kalimantan Timur	6,631	6,677	6,532	6,532	7,034	7,034
Sulawesi Utara	5,700	5,700	5,745	5,745	5,745	5,745
Sulawesi Tengah	5,643	5,698	5,666	5,745	5,905	5,759
Sulawesi Selatan	6,513	6,513	6,513	6,586	6,586	6,586
Sulawesi Tenggara	5,355	5,381	5,381	5,440	5,586	5,602
Gorontalo	5,679	5,679	5,679	5,679	5,679	5,679
Sulawesi Barat	5,352	5,352	5,352	5,352	5,352	5,240
Maluku	7,032	7,283	7,627	7,945	7,945	7,945
Maluku Utara	7,097	7,186	7,032	7,658	7,850	7,693
Papua Barat	7,924	8,313	8,236	8,402	8,324	8,394
Papua	5,643	5,517	5,517	5,609	5,449	6,054
Nasional	5,608	5,645	5,676	5,769	5,808	5,807

Lanjutan Tabel 1.2

Provinsi	Juli	Agustus	September	Oktober	November	Desember	Rata-rata
(1)	(8)	(9)	(10)	(11)	(12)	(13)	(14)
Aceh	5,204	5,421	5,467	5,520	5,661	5,661	5,333
Sumatera Utara	6,818	6,839	6,979	7,039	7,547	7,641	6,775
Sumatera Barat	4,872	4,980	5,160	5,160	5,160	5,367	5,002
Riau	6,285	6,285	6,285	6,423	6,461	6,621	6,239
Jambi	5,571	6,093	6,293	6,736	6,786	6,786	5,969
Sumatera Selatan	5,910	6,032	6,211	6,430	6,430	6,287	5,926
Bengkulu	5,080	5,080	5,609	5,609	5,900	5,900	5,460
Lampung	4,382	4,538	4,538	4,549	4,644	4,558	4,449
Kep. Bangka Belitung	5,239	5,239	5,413	5,413	5,413	5,549	5,235
Kepulauan Riau	6,088	6,088	6,137	6,137	6,137	6,137	5,828
Jawa Barat	6,255	6,658	6,687	6,562	7,013	7,133	6,408
Jawa Tengah	4,416	4,498	4,459	4,544	4,519	4,589	4,442
D. I. Yogyakarta	5,919	5,919	6,003	5,866	5,866	5,986	5,826
Jawa Timur	4,242	4,330	4,500	4,501	4,619	4,644	4,310
Banten	5,009	5,009	5,197	5,283	5,253	5,253	5,118
Bali	5,945	5,945	5,813	5,894	5,894	5,943	5,700
Nusa Tenggara Barat	7,143	7,305	7,654	7,828	8,480	8,480	7,289
Nusa Tenggara Timur	5,889	5,889	5,889	5,949	5,949	5,949	5,948
Kalimantan Barat	5,451	5,544	5,544	5,463	5,463	5,830	5,555
Kalimantan Tengah	4,997	4,997	4,997	4,997	5,164	5,164	4,999
Kalimantan Selatan	4,529	4,559	4,562	4,565	4,620	4,753	4,566
Kalimantan Timur	7,281	7,554	7,865	7,966	7,966	7,966	7,253
Sulawesi Utara	5,745	5,745	6,036	6,036	5,896	6,179	5,835
Sulawesi Tengah	5,759	6,019	6,053	6,162	6,070	6,145	5,885
Sulawesi Selatan	6,705	6,761	6,812	6,812	6,812	6,812	6,668
Sulawesi Tenggara	5,704	5,731	5,709	5,790	5,928	5,928	5,628
Gorontalo	5,679	5,679	5,679	5,679	5,679	5,679	5,679
Sulawesi Barat	5,371	5,539	5,539	5,539	5,539	5,436	5,413
Maluku	8,086	8,339	8,185	8,185	8,185	8,185	7,912
Maluku Utara	7,885	7,885	9,268	9,268	9,268	9,268	8,113
Papua Barat	8,860	9,001	9,188	9,188	9,188	9,783	8,733
Papua	6,306	6,377	6,377	6,111	5,986	6,271	5,935
Nasional	5,895	5,996	6,128	6,163	6,234	6,309	5,920

Tabel 1.3
Harga Konsumen Perdesaan Kelompok Bahan Makanan, 2010
Tepung Terigu (Rp/Kg)

Provinsi	Januari	Februari	Maret	April	Mei	Juni
(1)	(2)	(3)	(4)	(5)	(6)	(7)
Aceh	7,952	7,952	7,923	7,923	8,056	8,056
Sumatera Utara	8,201	8,311	8,314	8,397	8,502	8,499
Sumatera Barat	7,562	7,585	7,490	7,490	7,424	7,368
Riau	8,930	8,902	8,952	8,932	8,843	8,843
Jambi	8,344	8,344	8,205	8,387	8,422	8,347
Sumatera Selatan	7,665	7,615	7,615	7,647	7,673	7,588
Bengkulu	8,077	8,000	8,010	7,939	7,939	8,116
Lampung	7,956	7,942	7,942	7,942	7,817	7,994
Kep. Bangka Belitung	7,756	7,827	7,771	7,771	7,743	7,825
Kepulauan Riau	7,653	7,733	7,790	7,790	7,855	7,815
Jawa Barat	7,474	7,523	7,451	7,486	7,496	7,502
Jawa Tengah	7,123	7,050	7,041	7,051	7,064	7,089
D. I. Yogyakarta	7,286	7,456	7,339	7,371	7,348	7,372
Jawa Timur	7,496	7,594	7,513	7,479	7,552	7,540
Banten	7,842	7,810	7,774	7,774	7,915	7,753
Bali	7,463	7,570	7,552	7,566	7,605	7,586
Nusa Tenggara Barat	7,695	7,724	7,753	7,753	7,639	7,503
Nusa Tenggara Timur	9,056	9,154	9,216	9,216	9,240	9,240
Kalimantan Barat	7,810	7,735	7,682	7,682	7,622	7,611
Kalimantan Tengah	9,500	9,408	9,459	9,447	9,474	9,474
Kalimantan Selatan	7,838	7,853	7,983	7,903	7,911	7,898
Kalimantan Timur	10,649	10,957	10,818	10,868	10,798	10,830
Sulawesi Utara	7,877	7,877	7,877	7,933	7,933	8,211
Sulawesi Tengah	8,503	8,426	8,426	8,466	8,466	8,410
Sulawesi Selatan	8,017	8,017	7,970	7,915	7,857	7,896
Sulawesi Tenggara	8,167	8,167	8,119	8,092	8,092	8,066
Gorontalo	7,433	7,488	7,384	7,384	7,330	7,330
Sulawesi Barat	8,252	8,369	8,369	8,329	8,211	8,211
Maluku	10,071	10,121	9,792	9,714	9,714	9,714
Maluku Utara	9,370	9,689	9,435	9,513	9,513	9,315
Papua Barat	9,927	9,832	9,832	9,850	9,850	9,800
Papua	9,746	9,746	9,787	10,206	10,206	10,429
Nasional	8,272	8,306	8,268	8,288	8,285	8,288

Lanjutan Tabel 1.3

Provinsi	Juli	Agustus	September	Oktober	November	Desember	Rata-rata
(1)	(8)	(9)	(10)	(11)	(12)	(13)	(14)
Aceh	8,056	7,977	7,956	7,927	8,020	8,020	7,985
Sumatera Utara	8,500	8,596	8,632	8,663	8,696	8,552	8,489
Sumatera Barat	7,340	7,511	7,717	7,703	7,703	7,703	7,550
Riau	8,847	8,832	9,073	9,217	9,243	9,186	8,983
Jambi	8,384	8,470	8,554	8,628	8,590	8,590	8,439
Sumatera Selatan	7,587	7,614	7,640	7,758	7,988	7,909	7,691
Bengkulu	8,103	8,175	8,093	8,131	8,126	8,351	8,088
Lampung	7,994	8,078	8,359	8,307	8,340	8,309	8,082
Kep. Bangka Belitung	7,811	7,754	7,713	7,713	7,713	7,713	7,759
Kepulauan Riau	7,937	7,959	7,959	8,025	7,982	8,089	7,882
Jawa Barat	7,555	7,569	7,590	7,570	7,666	7,642	7,544
Jawa Tengah	7,078	7,160	7,151	7,169	7,186	7,232	7,116
D. I. Yogyakarta	7,313	7,223	7,223	7,342	7,230	7,286	7,316
Jawa Timur	7,566	7,593	7,645	7,647	7,671	7,670	7,581
Banten	7,486	7,879	7,965	7,931	7,879	7,908	7,826
Bali	7,586	7,620	8,045	8,096	8,156	8,156	7,750
Nusa Tenggara Barat	7,560	7,355	7,559	7,559	7,844	7,745	7,641
Nusa Tenggara Timur	9,174	9,242	9,223	9,122	9,122	9,177	9,182
Kalimantan Barat	7,580	7,841	7,861	7,865	7,885	7,974	7,762
Kalimantan Tengah	9,445	9,429	9,429	9,501	9,501	9,501	9,464
Kalimantan Selatan	7,794	7,779	7,885	7,909	8,053	8,091	7,908
Kalimantan Timur	11,190	11,164	11,239	11,182	11,224	11,196	11,009
Sulawesi Utara	8,211	8,266	8,214	8,214	8,214	8,387	8,101
Sulawesi Tengah	8,466	8,475	8,448	8,431	8,454	8,468	8,453
Sulawesi Selatan	7,896	7,976	7,954	8,002	7,952	8,156	7,967
Sulawesi Tenggara	7,962	7,971	8,211	8,177	8,216	8,244	8,124
Gorontalo	7,330	7,215	7,344	7,344	7,344	7,344	7,356
Sulawesi Barat	8,132	8,172	8,172	8,172	8,172	8,172	8,228
Maluku	9,714	9,908	9,945	9,991	10,081	10,620	9,949
Maluku Utara	9,817	9,851	9,732	9,601	9,601	9,601	9,587
Papua Barat	10,223	10,339	10,615	10,178	10,044	10,492	10,082
Papua	10,518	10,437	10,437	10,526	10,400	10,935	10,281
Nasional	8,317	8,357	8,424	8,425	8,447	8,513	8,349

Tabel 1.4
Harga Konsumen Perdesaan Kelompok Bahan Makanan, 2010
Jagung Pipilan/Pocelan (Rp/Kg)

Provinsi	Januari	Februari	Maret	April	Mei	Juni
(1)	(2)	(3)	(4)	(5)	(6)	(7)
Aceh	4,551	4,551	4,479	3,882	3,882	4,809
Sumatera Utara	3,490	3,398	3,483	3,534	3,579	3,655
Sumatera Barat	2,829	2,760	2,830	2,834	2,865	2,851
Riau	5,324	5,324	5,457	5,457	5,548	5,548
Jambi	3,945	4,109	4,337	4,157	4,157	4,157
Sumatera Selatan	4,596	4,728	4,728	4,728	4,798	4,818
Bengkulu	4,250	4,216	4,216	4,216	4,216	4,266
Lampung	3,558	3,495	3,395	3,584	3,534	3,712
Kep. Bangka Belitung	4,908	4,908	4,969	4,913	4,913	4,913
Kepulauan Riau	6,298	6,598	6,598	6,598	6,598	6,598
Jawa Barat	3,890	3,914	3,928	4,112	4,163	4,155
Jawa Tengah	2,847	2,818	2,773	2,791	2,801	2,833
D. I. Yogyakarta	2,554	2,668	2,680	2,699	2,790	2,880
Jawa Timur	2,813	2,867	2,783	2,809	2,814	2,871
Banten	5,000	5,000	5,000	5,000	5,000	5,000
Bali	4,196	4,255	4,255	4,242	4,288	4,304
Nusa Tenggara Barat	4,807	4,678	5,128	5,128	5,036	5,036
Nusa Tenggara Timur	3,307	3,754	4,043	3,823	3,632	3,692
Kalimantan Barat	4,875	4,875	4,875	4,875	4,875	4,875
Kalimantan Tengah	5,667	5,667	5,856	5,856	5,856	5,856
Kalimantan Selatan	5,089	5,089	5,089	5,152	5,152	5,152
Kalimantan Timur	4,420	4,758	4,497	4,947	4,805	4,901
Sulawesi Utara	3,750	3,601	3,481	3,481	3,584	3,643
Sulawesi Tengah	4,432	4,470	4,470	4,530	4,507	4,585
Sulawesi Selatan	5,086	5,086	5,368	5,647	5,809	5,495
Sulawesi Tenggara	4,077	4,145	4,210	4,124	3,939	4,002
Gorontalo	3,963	3,155	3,660	3,852	3,864	4,057
Sulawesi Barat	3,846	3,666	3,903	3,761	3,761	3,761
Maluku	5,556	6,076	5,865	5,425	5,425	5,154
Maluku Utara	5,500	5,867	5,867	6,135	6,135	6,135
Papua Barat	4,763	4,763	4,763	4,962	4,962	4,962
Papua	6,074	6,986	6,986	6,986	6,986	6,986
Nasional	4,383	4,445	4,499	4,507	4,509	4,552

Lanjutan Tabel 1.4

Provinsi	Juli	Agustus	September	Oktober	November	Desember	Rata-rata
(1)	(8)	(9)	(10)	(11)	(12)	(13)	(14)
Aceh	4,328	4,534	4,750	4,849	4,968	4,968	4,546
Sumatera Utara	3,711	3,655	3,611	3,516	3,718	3,814	3,597
Sumatera Barat	2,871	2,973	3,126	3,133	3,091	3,091	2,938
Riau	5,548	5,599	5,647	5,557	5,681	5,681	5,531
Jambi	4,232	4,232	4,232	4,232	4,232	4,617	4,220
Sumatera Selatan	5,200	5,200	5,200	5,778	5,778	6,019	5,131
Bengkulu	5,115	5,163	5,163	5,624	5,859	5,859	4,847
Lampung	3,695	3,882	3,771	3,771	3,822	3,853	3,673
Kep. Bangka Belitung	4,913	4,859	4,994	4,929	4,929	4,929	4,923
Kepulauan Riau	6,598	6,598	6,598	6,598	6,598	6,598	6,573
Jawa Barat	4,227	4,270	4,311	4,226	4,317	4,340	4,155
Jawa Tengah	2,867	2,929	3,014	3,133	3,185	3,205	2,933
D. I. Yogyakarta	2,861	3,015	2,979	2,888	2,853	3,262	2,844
Jawa Timur	2,943	2,972	3,000	3,102	3,124	3,176	2,940
Banten	5,000	5,000	5,000	5,000	5,000	5,000	5,000
Bali	4,367	4,415	4,456	4,456	4,424	4,493	4,346
Nusa Tenggara Barat	5,216	5,110	5,110	5,231	5,231	5,057	5,064
Nusa Tenggara Timur	3,927	3,737	3,804	3,883	4,060	4,176	3,820
Kalimantan Barat	4,875	4,875	4,875	4,875	4,875	4,875	4,875
Kalimantan Tengah	5,856	5,856	5,856	5,856	5,856	5,856	5,824
Kalimantan Selatan	5,152	5,152	5,152	5,152	5,152	5,152	5,136
Kalimantan Timur	5,217	5,375	5,183	4,985	5,142	5,106	4,945
Sulawesi Utara	3,356	3,356	3,356	3,566	3,679	3,807	3,555
Sulawesi Tengah	4,508	4,488	4,523	4,543	4,630	4,640	4,527
Sulawesi Selatan	5,626	5,580	6,014	6,014	6,281	6,580	5,715
Sulawesi Tenggara	4,183	4,567	4,630	4,630	4,745	4,889	4,345
Gorontalo	4,137	4,202	4,188	4,072	4,189	4,271	3,968
Sulawesi Barat	3,761	3,886	3,886	4,042	4,176	4,343	3,899
Maluku	5,584	5,783	6,145	6,145	6,145	6,452	5,813
Maluku Utara	6,135	6,135	6,135	6,135	6,135	6,253	6,047
Papua Barat	4,962	4,962	4,962	4,962	5,316	5,316	4,971
Papua	6,986	7,277	6,986	7,335	7,090	7,386	7,005
Nasional	4,624	4,676	4,708	4,757	4,821	4,908	4,616

Tabel 1.5
Harga Konsumen Perdesaan Kelompok Bahan Makanan, 2010
Mie Basah (Rp/Kg)

Provinsi	Januari	Februari	Maret	April	Mei	Juni
(1)	(2)	(3)	(4)	(5)	(6)	(7)
Aceh	6,330	6,330	6,330	6,330	6,382	6,382
Sumatera Utara	7,497	7,497	8,025	8,237	8,174	8,174
Sumatera Barat	8,206	8,206	8,206	8,206	8,206	8,206
Riau	8,213	8,213	9,445	9,445	9,445	9,445
Jambi	5,243	5,243	5,243	5,313	5,313	5,313
Sumatera Selatan	8,101	8,101	8,101	8,270	8,270	8,477
Bengkulu	6,638	7,080	7,080	6,903	6,903	7,248
Lampung	8,981	8,981	8,981	8,981	8,981	8,981
Kep. Bangka Belitung	8,281	8,376	8,372	8,372	8,372	8,460
Kepulauan Riau	9,704	9,704	9,704	9,704	10,244	10,312
Jawa Barat	6,545	6,718	6,610	6,663	6,683	6,685
Jawa Tengah	7,204	7,213	7,234	7,315	7,315	7,336
D. I. Yogyakarta	5,488	5,503	5,503	5,503	5,437	5,466
Jawa Timur	7,074	7,061	7,009	7,013	7,016	6,992
Banten	6,374	6,450	6,450	6,450	6,450	6,549
Bali	4,359	4,359	4,359	4,359	4,359	4,359
Nusa Tenggara Barat	5,657	5,091	5,091	5,091	5,091	5,091
Nusa Tenggara Timur	4,545	4,545	4,545	4,545	4,545	4,545
Kalimantan Barat	7,750	7,750	7,750	7,780	7,780	7,780
Kalimantan Tengah	7,963	7,963	7,963	7,963	7,963	7,963
Kalimantan Selatan	7,806	7,806	7,806	7,806	7,806	7,806
Kalimantan Timur	9,992	10,127	10,723	10,723	10,723	10,723
Sulawesi Utara	6,591	6,591	6,591	6,591	6,591	6,591
Sulawesi Tengah	7,111	7,111	7,111	7,111	7,111	7,111
Sulawesi Selatan	10,313	10,313	10,313	10,742	10,742	10,742
Sulawesi Tenggara	4,500	4,500	4,635	4,635	4,635	4,635
Gorontalo	8,429	8,429	8,429	8,429	8,429	8,429
Sulawesi Barat	5,995	5,995	5,995	6,328	6,328	6,328
Maluku	6,864	6,864	7,354	7,354	7,354	7,354
Maluku Utara	9,444	9,444	9,444	9,444	10,035	10,035
Papua Barat	-	-	-	-	-	-
Papua	8,583	9,132	9,132	9,633	9,633	9,633
Nasional	7,283	7,313	7,404	7,459	7,494	7,521

Lanjutan Tabel 1.5

Provinsi	Juli	Agustus	September	Oktober	November	Desember	Rata-rata
(1)	(8)	(9)	(10)	(11)	(12)	(13)	(14)
Aceh	6,382	6,465	6,465	6,465	6,465	6,465	6,399
Sumatera Utara	8,174	8,174	8,174	8,403	8,403	8,497	8,119
Sumatera Barat	8,316	9,500	8,866	9,852	10,297	9,611	8,807
Riau	9,591	9,591	9,591	9,454	9,454	9,454	9,278
Jambi	5,313	5,313	5,313	5,313	5,313	5,313	5,296
Sumatera Selatan	8,376	8,376	8,276	8,490	8,851	8,661	8,362
Bengkulu	6,834	6,834	7,654	7,080	7,080	9,204	7,212
Lampung	8,981	8,981	8,981	8,981	8,865	8,984	8,971
Kep. Bangka Belitung	8,460	8,460	8,460	8,908	8,908	8,908	8,528
Kepulauan Riau	10,312	10,312	10,412	10,412	10,412	10,412	10,137
Jawa Barat	6,806	6,906	6,904	6,863	6,861	6,940	6,765
Jawa Tengah	7,439	7,495	7,477	7,500	7,508	7,530	7,380
D. I. Yogyakarta	5,501	5,430	5,430	5,510	5,432	5,432	5,469
Jawa Timur	6,960	7,027	7,242	7,252	7,266	7,277	7,099
Banten	6,985	6,985	7,308	7,308	7,079	7,391	6,815
Bali	4,359	4,359	4,359	4,359	4,359	4,359	4,359
Nusa Tenggara Barat	5,091	5,091	5,091	5,091	5,091	5,091	5,139
Nusa Tenggara Timur	4,545	4,545	4,545	4,545	4,545	4,545	4,545
Kalimantan Barat	7,780	7,780	7,780	7,780	7,780	8,068	7,797
Kalimantan Tengah	7,963	7,963	7,963	7,963	7,963	7,963	7,963
Kalimantan Selatan	7,806	7,806	7,806	7,806	7,806	7,875	7,811
Kalimantan Timur	10,723	10,723	10,900	10,900	11,101	11,101	10,705
Sulawesi Utara	6,591	6,591	6,591	6,591	6,591	6,711	6,601
Sulawesi Tengah	7,111	7,224	7,291	7,561	7,561	7,561	7,248
Sulawesi Selatan	10,742	10,742	10,742	10,742	10,742	10,977	10,654
Sulawesi Tenggara	4,681	4,681	4,681	4,681	4,681	4,681	4,636
Gorontalo	8,429	8,429	8,516	8,433	8,433	8,433	8,437
Sulawesi Barat	6,328	6,328	7,233	7,233	7,233	7,233	6,547
Maluku	7,354	7,354	8,273	8,273	8,273	8,687	7,613
Maluku Utara	9,812	9,812	9,812	9,812	9,812	9,812	9,726
Papua Barat	-	-	-	-	-	-	-
Papua	9,633	9,633	10,917	10,917	10,917	10,571	9,861
Nasional	7,528	7,578	7,711	7,757	7,777	7,863	7,557

Tabel 1.6
Harga Konsumen Perdesaan Kelompok Bahan Makanan, 2010
Mie Instan (Rp/Bungkus)

Provinsi	Januari	Februari	Maret	April	Mei	Juni
(1)	(2)	(3)	(4)	(5)	(6)	(7)
Aceh	1,492	1,492	1,492	1,492	1,506	1,506
Sumatera Utara	1,442	1,438	1,442	1,446	1,446	1,446
Sumatera Barat	1,381	1,393	1,382	1,386	1,384	1,384
Riau	1,531	1,531	1,531	1,531	1,547	1,534
Jambi	1,428	1,428	1,443	1,429	1,429	1,429
Sumatera Selatan	1,351	1,361	1,378	1,385	1,385	1,396
Bengkulu	1,420	1,400	1,400	1,400	1,396	1,400
Lampung	1,296	1,296	1,305	1,300	1,295	1,314
Kep. Bangka Belitung	1,423	1,423	1,423	1,423	1,423	1,423
Kepulauan Riau	1,449	1,447	1,447	1,447	1,447	1,449
Jawa Barat	1,260	1,267	1,263	1,273	1,274	1,277
Jawa Tengah	1,225	1,229	1,232	1,237	1,237	1,239
D. I. Yogyakarta	1,250	1,250	1,250	1,268	1,271	1,271
Jawa Timur	1,281	1,283	1,286	1,290	1,294	1,298
Banten	1,320	1,321	1,331	1,326	1,324	1,324
Bali	1,465	1,459	1,459	1,459	1,459	1,459
Nusa Tenggara Barat	1,424	1,366	1,462	1,439	1,439	1,434
Nusa Tenggara Timur	1,638	1,639	1,639	1,639	1,639	1,670
Kalimantan Barat	1,382	1,402	1,402	1,389	1,389	1,389
Kalimantan Tengah	1,504	1,504	1,504	1,504	1,504	1,504
Kalimantan Selatan	1,276	1,277	1,277	1,287	1,287	1,287
Kalimantan Timur	1,633	1,666	1,688	1,688	1,688	1,695
Sulawesi Utara	1,352	1,352	1,356	1,352	1,352	1,363
Sulawesi Tengah	1,412	1,417	1,417	1,417	1,417	1,421
Sulawesi Selatan	1,423	1,413	1,433	1,433	1,433	1,441
Sulawesi Tenggara	1,401	1,401	1,397	1,390	1,390	1,401
Gorontalo	1,377	1,377	1,377	1,377	1,400	1,400
Sulawesi Barat	1,407	1,407	1,417	1,417	1,417	1,417
Maluku	1,728	1,751	1,868	1,868	1,868	1,868
Maluku Utara	1,892	1,899	1,909	1,943	1,858	1,905
Papua Barat	1,953	1,988	2,001	2,006	2,006	2,055
Papua	2,234	2,263	2,277	2,284	2,314	2,314
Nasional	1,470	1,473	1,484	1,485	1,485	1,491

Lanjutan Tabel 1.6

Provinsi	Juli	Agustus	September	Oktober	November	Desember	Rata-rata
(1)	(8)	(9)	(10)	(11)	(12)	(13)	(14)
Aceh	1,506	1,526	1,526	1,547	1,539	1,585	1,518
Sumatera Utara	1,465	1,465	1,467	1,467	1,469	1,481	1,456
Sumatera Barat	1,400	1,398	1,398	1,398	1,400	1,400	1,392
Riau	1,534	1,574	1,564	1,564	1,559	1,559	1,547
Jambi	1,429	1,429	1,465	1,465	1,460	1,478	1,443
Sumatera Selatan	1,396	1,396	1,414	1,417	1,417	1,422	1,393
Bengkulu	1,405	1,439	1,439	1,439	1,439	1,439	1,418
Lampung	1,314	1,314	1,314	1,314	1,338	1,338	1,311
Kep. Bangka Belitung	1,423	1,423	1,423	1,432	1,422	1,422	1,423
Kepulauan Riau	1,449	1,449	1,476	1,476	1,476	1,476	1,457
Jawa Barat	1,278	1,291	1,295	1,297	1,296	1,299	1,281
Jawa Tengah	1,241	1,249	1,255	1,257	1,263	1,265	1,244
D. I. Yogyakarta	1,271	1,300	1,301	1,317	1,317	1,317	1,282
Jawa Timur	1,300	1,313	1,330	1,334	1,343	1,348	1,308
Banten	1,331	1,349	1,351	1,355	1,359	1,359	1,338
Bali	1,459	1,464	1,464	1,467	1,468	1,468	1,462
Nusa Tenggara Barat	1,434	1,417	1,429	1,432	1,437	1,437	1,429
Nusa Tenggara Timur	1,711	1,752	1,795	1,795	1,843	1,843	1,717
Kalimantan Barat	1,389	1,390	1,390	1,396	1,412	1,420	1,396
Kalimantan Tengah	1,515	1,515	1,529	1,529	1,566	1,566	1,520
Kalimantan Selatan	1,288	1,299	1,296	1,317	1,311	1,311	1,293
Kalimantan Timur	1,713	1,724	1,733	1,722	1,722	1,722	1,700
Sulawesi Utara	1,361	1,361	1,361	1,363	1,370	1,395	1,362
Sulawesi Tengah	1,423	1,433	1,449	1,439	1,440	1,440	1,427
Sulawesi Selatan	1,437	1,446	1,446	1,446	1,460	1,460	1,439
Sulawesi Tenggara	1,423	1,421	1,421	1,430	1,453	1,453	1,415
Gorontalo	1,400	1,400	1,400	1,400	1,400	1,400	1,393
Sulawesi Barat	1,417	1,428	1,428	1,428	1,428	1,428	1,420
Maluku	1,868	1,868	1,868	1,814	1,814	1,884	1,839
Maluku Utara	1,941	1,935	1,984	1,984	1,984	1,998	1,936
Papua Barat	2,048	2,024	2,017	2,017	2,002	2,095	2,018
Papua	2,314	2,314	2,336	2,366	2,366	2,366	2,312
Nasional	1,496	1,503	1,511	1,513	1,518	1,527	1,496

Tabel 1.7
Harga Konsumen Perdesaan Kelompok Bahan Makanan, 2010
Mie Telur Kering (Rp/Bungkus)

Provinsi	Januari	Februari	Maret	April	Mei	Juni
(1)	(2)	(3)	(4)	(5)	(6)	(7)
Aceh	6,296	6,296	6,296	6,296	6,296	6,296
Sumatera Utara	4,345	4,345	4,345	4,345	4,538	4,538
Sumatera Barat	3,177	3,177	3,177	3,230	3,230	3,230
Riau	3,162	3,195	3,167	3,167	3,204	3,240
Jambi	2,700	2,700	2,700	2,700	2,700	2,700
Sumatera Selatan	2,688	2,787	2,787	2,787	2,787	2,787
Bengkulu	4,875	4,736	4,736	4,799	4,799	4,799
Lampung	3,789	3,823	3,837	3,845	3,845	3,845
Kep. Bangka Belitung	4,220	4,246	4,246	4,246	4,246	4,246
Kepulauan Riau	2,492	2,551	2,551	2,551	2,693	2,693
Jawa Barat	4,105	4,112	4,105	4,167	4,149	4,151
Jawa Tengah	4,306	4,306	4,313	4,317	4,335	4,335
D. I. Yogyakarta	3,610	4,000	3,829	3,859	3,859	3,859
Jawa Timur	4,940	5,003	4,980	5,021	5,037	5,037
Banten	3,206	3,152	3,152	3,152	3,152	3,152
Bali	3,183	3,230	3,230	3,230	3,376	3,376
Nusa Tenggara Barat	5,057	4,954	5,075	5,075	4,984	4,984
Nusa Tenggara Timur	4,750	4,849	4,948	4,948	4,948	4,948
Kalimantan Barat	3,904	3,904	3,904	3,920	3,920	3,920
Kalimantan Tengah	3,761	3,805	3,819	3,819	3,819	3,819
Kalimantan Selatan	2,486	2,486	2,486	2,486	2,486	2,486
Kalimantan Timur	4,187	4,224	4,224	4,224	4,224	4,224
Sulawesi Utara	6,470	6,470	6,470	6,470	6,470	6,470
Sulawesi Tengah	4,092	4,122	4,122	4,018	4,018	4,018
Sulawesi Selatan	5,475	5,475	5,475	5,475	5,475	5,475
Sulawesi Tenggara	4,114	4,261	4,261	4,301	4,301	4,268
Gorontalo	5,654	5,654	5,654	5,654	5,654	5,654
Sulawesi Barat	5,750	5,750	5,750	6,273	6,273	6,273
Maluku	5,143	5,210	5,340	5,340	5,340	5,340
Maluku Utara	5,750	5,603	5,818	6,116	6,159	6,159
Papua Barat	5,244	5,379	5,532	5,614	5,614	5,733
Papua	5,084	5,084	5,084	5,084	5,084	5,007
Nasional	4,313	4,340	4,357	4,392	4,407	4,408

Lanjutan Tabel 1.7

Provinsi	Juli	Agustus	September	Oktober	November	Desember	Rata-rata
(1)	(8)	(9)	(10)	(11)	(12)	(13)	(14)
Aceh	6,296	6,296	6,296	6,296	6,296	6,296	6,296
Sumatera Utara	4,538	4,538	4,538	4,538	4,538	4,538	4,474
Sumatera Barat	3,230	3,262	3,270	3,303	3,303	3,269	3,238
Riau	3,240	3,312	3,312	3,312	3,312	3,312	3,245
Jambi	2,700	2,700	2,790	2,790	2,790	2,790	2,730
Sumatera Selatan	2,787	2,787	2,787	2,787	2,787	2,787	2,779
Bengkulu	4,739	5,145	5,145	5,145	5,145	5,145	4,934
Lampung	3,845	3,828	3,828	3,828	3,828	3,828	3,831
Kep. Bangka Belitung	4,246	4,246	4,246	4,361	4,361	4,506	4,285
Kepulauan Riau	2,805	2,712	2,712	2,712	2,647	2,647	2,647
Jawa Barat	4,157	4,194	4,203	4,309	4,356	4,359	4,197
Jawa Tengah	4,335	4,388	4,378	4,453	4,473	4,473	4,368
D. I. Yogyakarta	3,657	3,657	3,657	3,657	3,657	3,691	3,749
Jawa Timur	5,047	5,089	5,130	5,161	5,195	5,239	5,073
Banten	3,227	3,202	3,261	3,261	3,261	3,300	3,206
Bali	3,376	3,406	3,406	3,406	3,406	3,406	3,336
Nusa Tenggara Barat	4,984	4,984	5,140	5,158	5,158	5,158	5,059
Nusa Tenggara Timur	5,205	5,205	5,205	5,205	5,205	5,205	5,052
Kalimantan Barat	3,920	3,986	4,134	4,163	4,163	4,173	4,001
Kalimantan Tengah	3,853	3,853	3,853	3,853	3,853	3,853	3,830
Kalimantan Selatan	2,531	2,531	2,531	2,531	2,531	2,531	2,509
Kalimantan Timur	4,224	4,251	4,131	4,158	4,144	4,144	4,197
Sulawesi Utara	6,470	6,470	6,470	6,470	6,470	6,470	6,470
Sulawesi Tengah	4,018	4,018	4,018	4,018	4,018	4,018	4,041
Sulawesi Selatan	5,475	5,475	5,475	5,475	5,475	5,475	5,475
Sulawesi Tenggara	4,268	4,268	4,268	4,268	4,268	4,268	4,259
Gorontalo	5,654	5,654	5,654	5,654	5,654	5,654	5,654
Sulawesi Barat	6,273	6,273	6,273	6,273	6,273	6,273	6,142
Maluku	5,340	5,340	5,340	5,340	5,340	5,400	5,318
Maluku Utara	6,159	6,287	6,287	6,287	6,397	6,397	6,118
Papua Barat	5,732	6,363	6,416	6,595	6,558	6,704	5,957
Papua	5,072	5,072	5,130	5,130	5,130	5,083	5,087
Nasional	4,419	4,462	4,478	4,497	4,500	4,512	4,424

Tabel 1.8
Harga Konsumen Perdesaan Kelompok Bahan Makanan, 2010
Bihun (Rp/Kg)

Provinsi	Januari	Februari	Maret	April	Mei	Juni
(1)	(2)	(3)	(4)	(5)	(6)	(7)
Aceh	8,948	8,948	9,350	9,514	9,587	9,587
Sumatera Utara	8,325	8,315	8,366	8,554	8,554	8,554
Sumatera Barat	8,828	8,828	8,828	8,828	8,828	8,828
Riau	9,088	9,088	9,088	9,088	9,088	9,088
Jambi	10,652	10,652	10,652	10,652	10,652	10,652
Sumatera Selatan	8,992	8,992	8,992	8,992	8,992	8,992
Bengkulu	7,600	7,817	7,817	7,817	7,817	7,817
Lampung	9,214	9,616	9,616	9,616	9,616	9,616
Kep. Bangka Belitung	10,832	10,832	10,832	10,832	10,832	10,832
Kepulauan Riau	13,083	13,083	13,083	13,922	13,056	13,099
Jawa Barat	9,220	9,266	9,265	9,460	9,489	9,476
Jawa Tengah	9,597	9,618	9,618	9,830	9,816	9,792
D. I. Yogyakarta	7,539	7,539	7,539	7,492	7,639	7,639
Jawa Timur	9,126	9,136	9,238	9,263	9,377	9,377
Banten	8,833	9,226	9,299	9,402	9,452	9,522
Bali	9,404	9,497	9,497	9,497	9,497	9,497
Nusa Tenggara Barat	12,116	11,891	12,139	12,139	12,139	12,139
Nusa Tenggara Timur	10,300	10,055	10,055	10,055	10,055	10,055
Kalimantan Barat	13,071	13,026	13,073	13,172	13,218	13,218
Kalimantan Tengah	13,334	13,334	13,511	13,511	13,511	13,511
Kalimantan Selatan	11,445	11,445	11,445	11,445	11,445	11,445
Kalimantan Timur	12,104	12,104	12,942	12,942	13,265	13,265
Sulawesi Utara	10,813	10,813	10,813	10,813	10,813	10,813
Sulawesi Tengah	15,329	15,329	15,329	15,329	15,329	15,329
Sulawesi Selatan	11,583	11,583	11,583	11,583	11,583	11,583
Sulawesi Tenggara	13,219	13,219	13,420	13,420	13,420	13,420
Gorontalo	16,209	16,209	16,209	16,251	16,121	16,553
Sulawesi Barat	20,000	16,667	16,667	16,667	16,667	16,667
Maluku	18,051	18,051	18,503	18,668	18,668	18,890
Maluku Utara	17,800	17,800	17,986	17,888	17,803	17,717
Papua Barat	16,808	16,767	16,767	16,767	16,767	16,739
Papua	14,587	14,709	15,297	15,297	15,297	15,063
Nasional	11,752	11,670	11,776	11,835	11,825	11,837

Lanjutan Tabel 1.8

Provinsi	Juli	Agustus	September	Oktober	November	Desember	Rata-rata
(1)	(8)	(9)	(10)	(11)	(12)	(13)	(14)
Aceh	9,587	9,675	9,743	9,743	9,437	9,515	9,469
Sumatera Utara	8,554	8,554	8,813	9,032	9,266	9,542	8,702
Sumatera Barat	8,933	8,933	9,252	9,333	9,333	9,333	9,007
Riau	9,088	9,157	9,275	9,275	9,275	9,275	9,156
Jambi	10,652	10,652	10,918	10,918	10,918	10,918	10,741
Sumatera Selatan	8,992	8,992	8,992	9,117	9,117	9,161	9,027
Bengkulu	7,817	7,687	7,687	7,687	7,687	7,687	7,745
Lampung	9,616	9,616	9,701	9,701	10,089	10,089	9,676
Kep. Bangka Belitung	10,832	10,832	10,832	10,892	10,892	11,411	10,890
Kepulauan Riau	13,422	13,422	13,422	13,608	13,797	13,949	13,412
Jawa Barat	9,588	9,762	9,914	9,846	9,656	9,897	9,570
Jawa Tengah	9,850	9,920	9,834	10,150	10,406	10,369	9,900
D. I. Yogyakarta	7,710	7,710	7,710	7,710	7,826	7,826	7,656
Jawa Timur	9,372	9,397	9,460	9,429	9,685	9,805	9,389
Banten	9,522	10,051	10,051	10,051	10,051	10,153	9,634
Bali	9,497	9,572	9,572	9,572	9,513	9,513	9,511
Nusa Tenggara Barat	12,139	12,139	12,364	12,364	12,364	12,364	12,191
Nusa Tenggara Timur	10,055	10,055	10,055	10,055	10,055	10,055	10,075
Kalimantan Barat	13,218	13,218	13,482	13,605	13,811	14,149	13,355
Kalimantan Tengah	13,511	13,511	13,511	13,575	13,575	13,575	13,498
Kalimantan Selatan	11,445	12,399	12,399	13,432	13,432	13,432	12,101
Kalimantan Timur	13,129	13,266	13,266	13,856	13,856	13,932	13,161
Sulawesi Utara	10,813	10,813	10,813	10,813	10,813	10,587	10,794
Sulawesi Tengah	15,329	15,329	15,329	15,329	15,329	15,329	15,329
Sulawesi Selatan	11,583	11,583	11,583	11,583	11,583	11,583	11,583
Sulawesi Tenggara	13,444	13,444	13,444	13,713	13,713	13,713	13,466
Gorontalo	17,157	16,115	16,236	16,236	16,236	16,236	16,314
Sulawesi Barat	16,667	16,667	16,667	16,667	16,667	16,667	16,944
Maluku	18,890	18,890	18,890	18,890	19,415	20,997	18,900
Maluku Utara	17,717	17,717	18,254	18,254	18,254	18,254	17,954
Papua Barat	17,436	16,710	16,710	16,710	16,710	17,166	16,838
Papua	15,063	15,482	15,379	15,485	15,485	15,684	15,236
Nasional	11,895	11,915	11,986	12,082	12,133	12,255	11,913

Tabel 1.9
Harga Konsumen Perdesaan Kelompok Bahan Makanan, 2010
Ketela Pohon (Rp/Kg)

Provinsi	Januari	Februari	Maret	April	Mei	Juni
(1)	(2)	(3)	(4)	(5)	(6)	(7)
Aceh	2,667	2,667	2,667	2,667	2,667	2,667
Sumatera Utara	1,803	1,926	2,022	1,988	1,937	1,975
Sumatera Barat	1,961	1,997	2,000	1,917	1,917	1,917
Riau	2,431	2,431	2,504	2,504	2,504	2,504
Jambi	2,628	2,409	2,409	2,409	2,344	2,344
Sumatera Selatan	1,682	1,699	1,771	1,874	1,874	1,937
Bengkulu	2,654	2,986	2,837	2,571	2,571	2,571
Lampung	1,304	1,304	1,304	1,326	1,326	1,326
Kep. Bangka Belitung	2,167	2,216	2,175	2,175	2,126	2,126
Kepulauan Riau	2,333	2,333	2,188	2,370	2,370	2,162
Jawa Barat	1,488	1,485	1,534	1,589	1,609	1,674
Jawa Tengah	1,230	1,220	1,258	1,286	1,310	1,329
D. I. Yogyakarta	1,362	1,358	1,370	1,475	1,506	1,459
Jawa Timur	1,299	1,320	1,364	1,430	1,450	1,506
Banten	1,858	1,875	1,875	1,875	1,875	1,865
Bali	1,994	1,994	1,994	1,994	2,037	2,200
Nusa Tenggara Barat	2,249	2,144	2,198	2,106	2,106	2,194
Nusa Tenggara Timur	3,329	3,606	3,637	3,637	3,637	3,637
Kalimantan Barat	2,227	2,227	2,227	2,170	2,170	2,170
Kalimantan Tengah	2,639	2,551	2,640	2,640	2,728	2,845
Kalimantan Selatan	1,867	1,943	1,959	2,024	2,058	2,058
Kalimantan Timur	3,554	3,877	4,097	3,927	3,847	3,897
Sulawesi Utara	3,142	3,142	3,142	3,142	3,142	3,142
Sulawesi Tengah	3,097	3,097	3,097	3,109	3,109	3,109
Sulawesi Selatan	2,644	2,644	2,519	2,567	2,567	2,567
Sulawesi Tenggara	3,331	3,331	3,648	3,648	3,648	3,648
Gorontalo	2,777	2,718	2,634	2,753	2,857	2,781
Sulawesi Barat	2,178	2,178	2,268	2,268	2,268	2,268
Maluku	4,330	4,677	4,443	4,783	4,564	4,664
Maluku Utara	5,145	5,145	5,002	5,002	5,043	5,180
Papua Barat	4,042	4,491	4,491	4,491	4,491	4,491
Papua	5,589	5,712	5,712	5,712	5,712	5,712
Nasional	2,594	2,647	2,656	2,670	2,668	2,685

Lanjutan Tabel 1.9

Provinsi	Juli	Agustus	September	Oktober	November	Desember	Rata-rata
(1)	(8)	(9)	(10)	(11)	(12)	(13)	(14)
Aceh	2,722	2,722	2,722	2,722	2,722	2,722	2,694
Sumatera Utara	1,975	2,041	2,041	2,041	2,143	2,175	2,006
Sumatera Barat	1,948	2,027	2,027	2,056	2,029	2,029	1,985
Riau	2,504	2,580	2,658	2,658	2,658	2,658	2,550
Jambi	2,344	2,579	2,579	2,708	2,708	2,816	2,523
Sumatera Selatan	1,937	2,001	2,051	2,051	2,051	2,154	1,923
Bengkulu	2,699	2,699	2,699	2,609	2,754	2,754	2,700
Lampung	1,270	1,460	1,445	1,445	1,445	1,445	1,366
Kep. Bangka Belitung	2,126	2,193	2,193	2,193	2,132	2,369	2,183
Kepulauan Riau	2,484	2,484	2,653	2,653	2,653	2,759	2,453
Jawa Barat	1,707	1,722	1,714	1,681	1,646	1,741	1,633
Jawa Tengah	1,357	1,399	1,426	1,420	1,415	1,440	1,341
D. I. Yogyakarta	1,524	1,559	1,559	1,517	1,522	1,564	1,481
Jawa Timur	1,535	1,569	1,617	1,615	1,636	1,642	1,499
Banten	1,869	1,833	1,858	2,013	2,013	2,013	1,902
Bali	2,248	2,276	2,398	2,405	2,442	2,373	2,196
Nusa Tenggara Barat	2,298	2,627	2,627	2,627	2,627	2,627	2,369
Nusa Tenggara Timur	3,637	3,819	3,819	3,819	3,910	3,910	3,700
Kalimantan Barat	2,170	2,170	2,215	2,215	2,215	2,215	2,199
Kalimantan Tengah	2,987	2,987	2,987	2,987	2,987	2,987	2,830
Kalimantan Selatan	2,172	2,138	2,177	2,074	2,039	2,039	2,046
Kalimantan Timur	4,272	4,272	4,450	4,413	4,474	4,474	4,130
Sulawesi Utara	3,142	3,142	3,142	3,142	3,142	3,142	3,142
Sulawesi Tengah	3,109	3,109	3,158	3,201	3,235	3,185	3,134
Sulawesi Selatan	2,567	2,567	2,750	2,619	2,619	2,619	2,604
Sulawesi Tenggara	3,861	4,082	4,053	4,053	4,161	4,132	3,800
Gorontalo	2,772	3,213	3,208	3,332	3,501	3,492	3,003
Sulawesi Barat	2,268	2,268	2,268	2,268	2,722	2,798	2,335
Maluku	4,186	4,428	5,029	5,516	5,796	6,393	4,901
Maluku Utara	4,927	4,964	5,275	5,011	4,906	4,906	5,042
Papua Barat	5,090	5,090	5,090	5,090	5,090	5,141	4,757
Papua	5,712	6,120	6,995	6,995	6,995	6,995	6,163
Nasional	2,732	2,817	2,903	2,911	2,950	2,991	2,769

Tabel 1.10
Harga Konsumen Perdesaan Kelompok Bahan Makanan, 2010
Ketela Rambat (Rp/Kg)

Provinsi	Januari	Februari	Maret	April	Mei	Juni
(1)	(2)	(3)	(4)	(5)	(6)	(7)
Aceh	3,801	3,801	3,801	3,801	3,801	3,801
Sumatera Utara	2,313	2,356	2,356	2,410	2,410	2,410
Sumatera Barat	2,654	2,516	2,578	2,431	2,431	2,705
Riau	3,440	3,440	3,424	3,232	3,424	3,424
Jambi	2,920	2,725	2,921	2,921	2,921	2,982
Sumatera Selatan	2,783	2,890	2,978	3,168	3,168	3,265
Bengkulu	2,782	2,859	2,779	3,037	3,442	3,442
Lampung	2,450	2,450	2,450	2,590	2,590	2,590
Kep. Bangka Belitung	4,027	4,393	4,473	4,405	4,405	4,405
Kepulauan Riau	5,640	5,640	5,640	5,640	5,640	5,718
Jawa Barat	2,236	2,380	2,372	2,501	2,542	2,598
Jawa Tengah	1,702	1,719	1,796	1,867	1,947	1,996
D. I. Yogyakarta	1,967	1,967	2,008	2,163	2,196	2,308
Jawa Timur	1,590	1,624	1,722	1,765	1,808	1,867
Banten	2,661	2,865	2,702	2,702	2,702	2,687
Bali	2,267	2,256	2,310	2,344	2,512	2,549
Nusa Tenggara Barat	3,050	3,050	3,050	3,050	3,050	3,050
Nusa Tenggara Timur	4,071	4,071	4,156	4,156	4,156	4,156
Kalimantan Barat	4,219	4,219	4,219	4,219	4,219	4,271
Kalimantan Tengah	3,455	3,385	3,432	3,432	3,432	3,432
Kalimantan Selatan	3,246	3,376	3,644	3,948	4,112	4,112
Kalimantan Timur	5,090	5,478	5,986	6,161	5,997	6,263
Sulawesi Utara	3,607	3,607	3,607	3,607	3,607	3,607
Sulawesi Tengah	3,675	3,649	3,746	3,736	3,736	3,697
Sulawesi Selatan	3,267	3,325	3,186	3,186	3,186	3,243
Sulawesi Tenggara	3,838	3,838	3,998	3,998	4,203	4,236
Gorontalo	4,152	4,239	4,788	4,813	4,925	4,637
Sulawesi Barat	3,434	3,434	3,434	3,434	3,434	3,434
Maluku	5,994	5,961	6,095	6,612	6,672	6,474
Maluku Utara	3,659	3,659	3,659	3,834	3,754	3,888
Papua Barat	6,180	6,180	6,180	6,180	6,180	7,063
Papua	8,340	9,098	9,056	9,056	9,056	9,224
Nasional	3,578	3,639	3,705	3,762	3,802	3,861

Lanjutan Tabel 1.10

Provinsi	Juli	Agustus	September	Oktober	November	Desember	Rata-rata
(1)	(8)	(9)	(10)	(11)	(12)	(13)	(14)
Aceh	3,848	3,848	3,912	3,912	3,912	3,968	3,851
Sumatera Utara	2,410	2,661	2,645	2,733	2,794	2,794	2,524
Sumatera Barat	2,774	3,094	2,958	3,066	3,184	3,184	2,798
Riau	3,500	3,500	3,500	3,500	3,500	3,500	3,449
Jambi	2,982	3,249	3,452	3,394	3,394	4,426	3,191
Sumatera Selatan	3,182	3,182	3,248	3,418	3,418	4,009	3,226
Bengkulu	3,697	3,697	3,697	3,848	3,918	3,755	3,413
Lampung	2,446	2,446	2,456	2,386	2,320	2,449	2,469
Kep. Bangka Belitung	4,405	4,543	4,543	4,543	4,543	4,543	4,436
Kepulauan Riau	6,551	6,551	6,914	6,914	6,722	6,722	6,191
Jawa Barat	2,596	2,654	2,593	2,583	2,557	2,663	2,523
Jawa Tengah	2,063	2,138	2,149	2,082	2,068	2,090	1,968
D. I. Yogyakarta	2,604	2,872	2,777	2,777	2,801	2,942	2,449
Jawa Timur	1,950	1,990	2,025	2,030	2,032	1,996	1,867
Banten	2,841	2,865	2,928	2,932	2,932	3,122	2,828
Bali	2,821	2,895	2,914	3,299	3,421	3,380	2,747
Nusa Tenggara Barat	3,152	3,152	3,309	3,309	3,309	3,309	3,153
Nusa Tenggara Timur	4,156	4,364	4,275	4,275	4,682	4,682	4,267
Kalimantan Barat	4,360	4,360	4,360	4,360	4,360	4,449	4,301
Kalimantan Tengah	3,588	3,588	3,588	3,588	3,697	3,697	3,526
Kalimantan Selatan	4,112	4,112	4,112	4,112	3,948	3,948	3,899
Kalimantan Timur	6,915	6,915	7,059	7,059	6,947	6,947	6,402
Sulawesi Utara	3,607	3,607	3,607	3,607	3,607	3,607	3,607
Sulawesi Tengah	3,717	3,882	3,764	3,722	3,904	3,897	3,760
Sulawesi Selatan	3,243	3,243	3,475	3,475	3,475	3,475	3,315
Sulawesi Tenggara	4,260	4,385	4,385	4,385	4,441	4,472	4,204
Gorontalo	4,583	4,992	4,982	5,000	4,909	4,899	4,743
Sulawesi Barat	3,434	3,434	3,434	3,434	3,228	3,335	3,408
Maluku	6,059	6,391	6,524	6,682	7,208	7,208	6,490
Maluku Utara	3,888	4,521	4,421	4,421	4,421	4,372	4,041
Papua Barat	7,063	7,265	8,303	8,303	8,303	8,303	7,125
Papua	9,408	9,408	9,408	9,408	9,259	9,465	9,182
Nasional	3,944	4,056	4,116	4,142	4,163	4,238	3,917

Tabel 1.11
Harga Konsumen Perdesaan Kelompok Bahan Makanan, 2010
Daging Sapi (Rp/Kg)

Provinsi	Januari	Februari	Maret	April	Mei	Juni
(1)	(2)	(3)	(4)	(5)	(6)	(7)
Aceh	80,108	78,933	80,343	81,393	79,908	78,640
Sumatera Utara	65,491	63,823	61,102	62,220	61,762	61,361
Sumatera Barat	61,368	61,930	62,175	62,031	61,894	62,165
Riau	65,000	65,000	66,806	66,998	66,482	65,596
Jambi	63,832	62,441	63,358	63,801	64,027	64,027
Sumatera Selatan	63,892	63,381	63,381	64,156	63,737	63,800
Bengkulu	62,239	62,203	62,203	63,478	60,334	60,334
Lampung	62,559	62,085	62,603	62,001	62,001	62,001
Kep. Bangka Belitung	67,352	65,149	65,149	67,240	68,152	68,268
Kepulauan Riau	72,067	72,067	72,067	72,067	71,445	71,445
Jawa Barat	59,143	58,759	59,169	58,996	58,841	59,463
Jawa Tengah	58,995	59,467	59,261	59,349	58,896	59,142
D. I. Yogyakarta	59,659	59,527	59,301	58,821	59,011	58,833
Jawa Timur	57,074	56,913	56,935	56,698	56,806	56,841
Banten	62,456	62,053	62,851	62,208	62,208	62,208
Bali	49,545	51,089	51,596	51,124	51,124	51,124
Nusa Tenggara Barat	58,044	56,878	58,438	58,393	58,393	58,393
Nusa Tenggara Timur	47,257	50,008	53,142	53,142	53,453	53,453
Kalimantan Barat	71,283	70,293	70,293	70,951	70,951	70,951
Kalimantan Tengah	74,817	74,971	75,218	74,825	74,541	75,272
Kalimantan Selatan	71,404	72,600	74,112	75,436	75,436	74,650
Kalimantan Timur	77,310	77,421	78,329	77,788	76,490	78,448
Sulawesi Utara	55,000	55,000	55,000	55,000	55,000	55,000
Sulawesi Tengah	61,915	61,863	62,666	62,322	64,205	65,352
Sulawesi Selatan	63,681	63,681	63,414	63,414	64,700	64,771
Sulawesi Tenggara	57,142	61,156	59,903	59,903	59,903	59,903
Gorontalo	53,589	53,964	53,964	53,964	53,964	56,039
Sulawesi Barat	56,250	56,250	56,250	56,250	56,250	56,250
Maluku	59,554	56,306	56,306	56,306	56,306	56,306
Maluku Utara	55,578	55,578	55,578	55,578	55,578	56,571
Papua Barat	63,333	62,209	62,209	62,209	62,209	74,435
Papua	67,763	70,183	70,584	73,693	73,126	70,742
Nasional	62,647	62,599	62,928	63,180	63,035	63,493

Lanjutan Tabel 1.11

Provinsi	Juli	Agustus	September	Oktober	November	Desember	Rata-rata
(1)	(8)	(9)	(10)	(11)	(12)	(13)	(14)
Aceh	78,970	82,717	84,635	84,693	85,551	84,940	81,736
Sumatera Utara	62,540	64,490	67,869	68,309	67,511	66,142	64,385
Sumatera Barat	63,114	66,067	68,797	68,797	68,452	67,994	64,565
Riau	67,194	70,485	70,015	68,302	68,872	69,205	67,496
Jambi	64,718	66,387	68,485	69,742	71,083	71,901	66,150
Sumatera Selatan	64,243	65,448	70,752	69,664	70,071	70,744	66,106
Bengkulu	61,663	64,026	64,285	63,630	64,082	65,158	62,803
Lampung	62,755	66,059	66,040	64,863	65,378	65,378	63,644
Kep. Bangka Belitung	68,584	70,275	74,922	72,955	74,557	73,500	69,675
Kepulauan Riau	71,445	71,445	73,290	73,290	75,081	75,081	72,566
Jawa Barat	60,146	62,605	64,444	62,453	63,007	62,526	60,796
Jawa Tengah	59,275	60,629	62,449	60,732	60,186	60,079	59,872
D. I. Yogyakarta	60,110	61,437	62,780	61,119	60,752	61,042	60,199
Jawa Timur	57,337	58,306	59,589	57,878	58,650	57,923	57,579
Banten	63,150	68,594	76,177	63,778	69,950	68,576	65,351
Bali	51,644	51,644	52,877	52,618	49,274	48,659	51,026
Nusa Tenggara Barat	60,793	61,199	60,317	60,160	58,603	58,321	58,994
Nusa Tenggara Timur	55,185	56,316	57,254	56,654	56,654	56,654	54,098
Kalimantan Barat	70,951	71,930	72,232	70,784	71,658	72,535	71,234
Kalimantan Tengah	73,928	76,354	76,633	75,378	76,501	76,621	75,422
Kalimantan Selatan	75,065	76,989	77,282	78,056	76,748	77,185	75,414
Kalimantan Timur	79,146	78,859	79,822	78,704	80,946	80,324	78,632
Sulawesi Utara	55,000	55,000	55,000	55,000	55,000	55,000	55,000
Sulawesi Tengah	66,130	67,171	70,361	67,995	66,831	66,831	65,303
Sulawesi Selatan	64,771	65,224	67,607	69,499	69,047	69,047	65,738
Sulawesi Tenggara	59,903	64,819	66,254	64,070	64,924	63,706	61,799
Gorontalo	56,039	57,117	58,593	58,593	59,037	59,037	56,158
Sulawesi Barat	56,250	56,250	64,286	64,286	64,286	72,321	59,598
Maluku	56,306	57,330	57,330	57,330	58,285	57,528	57,099
Maluku Utara	58,591	58,591	62,358	62,358	62,358	62,358	58,423
Papua Barat	75,237	78,366	85,821	76,677	76,700	76,061	71,289
Papua	72,362	72,965	75,311	73,804	73,804	77,551	72,657
Nasional	64,142	65,784	67,933	66,630	66,995	67,185	64,713

Tabel 1.12
Harga Konsumen Perdesaan Kelompok Bahan Makanan, 2010
Daging Kambing (Rp/Kg)

Provinsi	Januari	Februari	Maret	April	Mei	Juni
(1)	(2)	(3)	(4)	(5)	(6)	(7)
Aceh	65,000	65,000	72,000	72,000	72,000	72,000
Sumatera Utara	53,130	53,130	54,847	54,847	54,651	54,651
Sumatera Barat	63,333	63,333	63,333	63,333	63,333	63,333
Riau	53,333	53,333	52,222	52,222	51,874	51,874
Jambi	42,500	42,500	42,500	42,500	42,500	42,500
Sumatera Selatan	57,098	58,921	58,921	58,921	58,921	58,921
Bengkulu	51,908	51,908	51,908	51,908	51,908	46,718
Lampung	46,249	46,828	46,828	47,571	47,571	47,571
Kep. Bangka Belitung	-	-	-	-	-	-
Kepulauan Riau	65,000	60,000	60,000	65,000	65,000	65,000
Jawa Barat	49,538	49,807	50,252	50,783	50,638	51,441
Jawa Tengah	50,194	50,775	50,646	50,937	50,987	50,839
D. I. Yogyakarta	53,250	53,582	53,582	53,582	53,582	53,582
Jawa Timur	49,321	49,817	50,009	50,101	50,218	49,860
Banten	47,564	48,277	47,483	48,274	48,274	48,274
Bali	-	-	-	-	-	-
Nusa Tenggara Barat	51,500	51,500	51,500	51,500	51,500	51,500
Nusa Tenggara Timur	-	-	-	-	-	-
Kalimantan Barat	47,000	47,000	47,000	45,993	45,993	50,664
Kalimantan Tengah	60,900	60,900	60,446	60,446	60,446	61,105
Kalimantan Selatan	-	-	-	-	-	-
Kalimantan Timur	48,667	48,667	51,231	51,231	51,231	51,231
Sulawesi Utara	57,519	57,519	57,519	57,519	57,519	57,519
Sulawesi Tengah	-	-	-	-	-	-
Sulawesi Selatan	-	-	-	-	-	-
Sulawesi Tenggara	-	-	-	-	-	-
Gorontalo	-	-	-	-	-	-
Sulawesi Barat	-	-	-	-	-	-
Maluku	-	-	-	-	-	-
Maluku Utara	81,457	81,457	81,457	81,457	81,457	81,457
Papua Barat	-	-	-	-	-	-
Papua	50,000	50,000	50,000	50,000	50,000	50,000
Nasional	54,498	54,488	54,937	55,244	55,219	55,240

Lanjutan Tabel 1.12

Provinsi	Juli	Agustus	September	Oktober	November	Desember	Rata-rata
(1)	(8)	(9)	(10)	(11)	(12)	(13)	(14)
Aceh	72,000	75,696	75,696	75,696	75,696	75,696	72,374
Sumatera Utara	54,651	57,048	58,656	58,656	58,098	56,880	55,771
Sumatera Barat	63,333	63,333	63,333	63,333	63,333	63,333	63,333
Riau	53,727	55,621	55,621	53,451	53,451	55,507	53,520
Jambi	42,500	42,500	45,536	45,536	45,536	45,536	43,512
Sumatera Selatan	58,921	58,921	58,921	58,921	58,921	58,921	58,769
Bengkulu	51,389	51,389	51,389	51,389	51,389	51,389	51,216
Lampung	47,571	50,830	51,466	55,031	55,031	53,884	49,703
Kep. Bangka Belitung	-	-	-	-	-	-	-
Kepulauan Riau	65,000	70,000	70,000	75,000	75,000	75,000	67,500
Jawa Barat	51,875	53,521	55,372	53,899	54,506	54,240	52,156
Jawa Tengah	51,596	52,664	54,410	53,618	53,439	53,199	51,942
D. I. Yogyakarta	53,757	53,935	54,207	54,824	54,153	55,582	53,968
Jawa Timur	50,243	50,824	51,927	50,659	50,563	50,127	50,306
Banten	47,673	48,088	53,858	51,428	55,252	53,316	49,814
Bali	-	-	-	-	-	-	-
Nusa Tenggara Barat	51,500	51,500	51,500	56,650	56,650	56,650	52,788
Nusa Tenggara Timur	-	-	-	-	-	-	-
Kalimantan Barat	50,664	52,165	52,543	51,821	52,685	52,685	49,684
Kalimantan Tengah	61,105	61,763	62,421	62,851	60,132	60,783	61,108
Kalimantan Selatan	-	-	-	-	-	-	-
Kalimantan Timur	51,231	51,231	51,231	51,231	51,231	51,231	50,804
Sulawesi Utara	57,519	57,519	57,519	57,519	57,519	57,519	57,519
Sulawesi Tengah	-	-	-	-	-	-	-
Sulawesi Selatan	-	-	-	-	-	-	-
Sulawesi Tenggara	-	-	-	-	-	-	-
Gorontalo	-	-	-	-	-	-	-
Sulawesi Barat	-	-	-	-	-	-	-
Maluku	-	-	-	-	-	-	-
Maluku Utara	81,457	81,457	81,457	81,457	81,457	81,457	81,457
Papua Barat	-	-	-	-	-	-	-
Papua	50,000	50,000	50,000	50,000	50,000	50,000	50,000
Nasional	55,605	56,667	57,479	57,760	57,811	57,759	56,059

Tabel 1.13
Harga Konsumen Perdesaan Kelompok Bahan Makanan, 2010
Daging Babi (Rp/Kg)

Provinsi	Januari	Februari	Maret	April	Mei	Juni
(1)	(2)	(3)	(4)	(5)	(6)	(7)
Aceh	-	-	-	-	-	-
Sumatera Utara	37,947	37,269	36,600	38,726	38,726	38,223
Sumatera Barat	-	-	-	-	-	-
Riau	42,000	42,000	42,000	42,000	42,000	42,000
Jambi	-	-	-	-	-	-
Sumatera Selatan	-	-	-	-	-	-
Bengkulu	-	-	-	-	-	-
Lampung	47,075	47,075	47,075	47,075	47,075	47,075
Kep. Bangka Belitung	47,915	48,739	48,739	48,110	46,768	46,768
Kepulauan Riau	43,117	43,117	49,276	49,276	49,276	49,276
Jawa Barat	-	-	-	-	-	-
Jawa Tengah	-	-	-	-	-	-
D. I. Yogyakarta	31,625	31,625	31,625	31,625	31,625	30,456
Jawa Timur	37,500	37,500	37,500	37,500	37,500	37,500
Banten	-	-	-	-	-	-
Bali	30,950	31,459	31,546	31,600	32,801	32,620
Nusa Tenggara Barat	-	-	-	-	-	-
Nusa Tenggara Timur	38,849	41,311	46,685	46,685	46,685	47,204
Kalimantan Barat	39,050	39,112	38,786	39,020	41,428	42,176
Kalimantan Tengah	31,445	31,445	31,445	31,445	31,445	31,445
Kalimantan Selatan	-	-	-	-	-	-
Kalimantan Timur	30,525	32,221	32,221	32,221	32,221	32,221
Sulawesi Utara	31,930	31,930	31,930	31,930	31,930	32,914
Sulawesi Tengah	33,313	33,313	33,313	33,313	33,313	33,313
Sulawesi Selatan	-	-	-	-	-	-
Sulawesi Tenggara	-	-	-	-	-	-
Gorontalo	-	-	-	-	-	-
Sulawesi Barat	33,691	33,691	33,691	33,691	33,691	33,691
Maluku	26,250	29,167	29,167	29,167	30,139	30,139
Maluku Utara	32,500	32,500	32,500	32,500	32,500	32,500
Papua Barat	53,528	55,833	54,285	61,244	59,360	59,711
Papua	50,658	50,658	50,658	50,658	50,658	50,658
Nasional	37,888	38,419	38,897	39,357	39,428	39,468

Lanjutan Tabel 1.13

Provinsi	Juli	Agustus	September	Oktober	November	Desember	Rata-rata
(1)	(8)	(9)	(10)	(11)	(12)	(13)	(14)
Aceh	-	-	-	-	-	-	-
Sumatera Utara	38,223	38,223	38,005	38,123	38,405	38,311	38,065
Sumatera Barat	-	-	-	-	-	-	-
Riau	42,000	42,000	42,000	45,043	45,043	45,043	42,761
Jambi	-	-	-	-	-	-	-
Sumatera Selatan	-	-	-	-	-	-	-
Bengkulu	-	-	-	-	-	-	-
Lampung	47,075	47,075	47,075	47,075	47,075	47,075	47,075
Kep. Bangka Belitung	48,873	48,873	48,873	49,232	50,217	50,217	48,610
Kepulauan Riau	49,276	49,276	49,276	49,276	49,276	49,276	48,249
Jawa Barat	-	-	-	-	-	-	-
Jawa Tengah	-	-	-	-	-	-	-
D. I. Yogyakarta	30,456	30,456	30,456	30,456	30,456	30,456	30,943
Jawa Timur	37,500	37,500	37,500	37,500	37,500	37,500	37,500
Banten	-	-	-	-	-	-	-
Bali	32,628	32,681	32,825	32,846	32,905	34,866	32,477
Nusa Tenggara Barat	-	-	-	-	-	-	-
Nusa Tenggara Timur	49,452	49,840	50,348	50,921	52,040	51,676	47,641
Kalimantan Barat	42,176	43,166	43,775	42,927	43,833	43,833	41,607
Kalimantan Tengah	30,628	30,628	30,628	30,628	30,827	30,827	31,070
Kalimantan Selatan	-	-	-	-	-	-	-
Kalimantan Timur	32,503	30,762	30,762	30,762	30,762	30,762	31,495
Sulawesi Utara	33,998	34,385	34,999	35,014	35,014	36,177	33,512
Sulawesi Tengah	33,313	33,313	33,313	33,691	34,393	34,393	33,524
Sulawesi Selatan	-	-	-	-	-	-	-
Sulawesi Tenggara	-	-	-	-	-	-	-
Gorontalo	-	-	-	-	-	-	-
Sulawesi Barat	33,691	33,691	33,691	33,691	33,691	33,691	33,691
Maluku	30,139	30,139	30,139	28,331	25,183	25,183	28,595
Maluku Utara	32,500	32,500	32,500	32,500	32,500	32,500	32,500
Papua Barat	63,320	60,757	60,757	63,542	67,819	75,451	61,301
Papua	50,658	50,658	50,658	50,658	50,658	57,412	51,221
Nasional	39,916	39,785	39,873	40,117	40,400	41,297	39,570

Tabel 1.14
Harga Konsumen Perdesaan Kelompok Bahan Makanan, 2010
Daging Ayam (Rp/Kg)

Provinsi	Januari	Februari	Maret	April	Mei	Juni
(1)	(2)	(3)	(4)	(5)	(6)	(7)
Aceh	34,200	34,200	33,855	34,880	34,880	34,352
Sumatera Utara	27,402	27,540	27,368	27,743	27,723	28,430
Sumatera Barat	25,128	25,419	25,798	26,158	26,330	26,835
Riau	29,903	29,632	29,516	28,963	28,193	29,700
Jambi	28,754	29,530	30,012	29,455	29,434	31,927
Sumatera Selatan	26,619	26,672	26,278	26,488	26,417	27,846
Bengkulu	26,446	26,852	27,393	27,397	27,469	29,964
Lampung	26,467	25,932	25,922	26,847	26,925	27,494
Kep. Bangka Belitung	32,146	32,184	32,462	33,417	33,117	33,271
Kepulauan Riau	33,582	33,698	33,849	33,432	33,108	33,991
Jawa Barat	24,906	24,923	24,914	24,781	24,724	25,828
Jawa Tengah	24,433	24,311	24,616	24,492	24,677	25,357
D. I. Yogyakarta	24,724	24,578	24,758	24,506	24,588	26,265
Jawa Timur	23,938	23,349	23,509	23,485	23,769	24,770
Banten	23,979	25,350	25,080	25,260	25,341	25,619
Bali	24,476	24,764	24,569	24,633	25,466	25,564
Nusa Tenggara Barat	27,257	25,633	27,246	28,075	28,279	28,218
Nusa Tenggara Timur	35,700	35,700	35,700	35,700	36,057	34,855
Kalimantan Barat	33,675	32,888	34,128	33,788	36,047	36,731
Kalimantan Tengah	31,445	33,082	33,376	33,430	34,589	34,566
Kalimantan Selatan	27,040	25,768	26,922	28,097	27,696	28,301
Kalimantan Timur	40,620	40,639	41,118	41,213	42,836	43,044
Sulawesi Utara	26,080	26,080	27,002	27,002	27,002	27,752
Sulawesi Tengah	34,619	34,619	34,619	34,586	34,586	34,784
Sulawesi Selatan	27,803	27,803	27,803	27,803	27,803	27,803
Sulawesi Tenggara	29,979	29,979	29,979	30,971	29,251	29,251
Gorontalo	29,690	29,187	29,187	29,187	29,479	29,198
Sulawesi Barat	32,836	36,485	36,485	36,485	37,853	37,853
Maluku	28,318	28,082	29,051	29,324	29,844	29,768
Maluku Utara	35,364	34,858	35,439	35,900	36,988	37,468
Papua Barat	42,152	42,884	40,433	41,107	41,107	41,903
Papua	45,048	45,369	45,832	45,159	51,471	50,980
Nasional	30,148	30,250	30,444	30,618	31,033	31,553

Lanjutan Tabel 1.14

Provinsi	Juli	Agustus	September	Oktober	November	Desember	Rata-rata
(1)	(8)	(9)	(10)	(11)	(12)	(13)	(14)
Aceh	34,352	35,302	36,219	36,219	36,219	36,219	35,075
Sumatera Utara	31,426	31,333	32,679	32,457	31,389	30,724	29,685
Sumatera Barat	27,796	29,434	30,176	30,731	30,758	30,672	27,936
Riau	33,912	34,255	37,320	36,862	36,670	37,839	32,730
Jambi	34,342	35,605	36,317	37,050	37,703	37,992	33,177
Sumatera Selatan	31,491	33,077	34,897	33,754	33,556	33,262	30,030
Bengkulu	36,103	34,369	37,659	36,790	35,245	33,490	31,598
Lampung	28,669	30,605	31,264	32,701	33,924	34,090	29,237
Kep. Bangka Belitung	33,365	34,178	34,975	34,111	34,375	36,107	33,642
Kepulauan Riau	35,672	36,852	37,684	37,666	37,979	38,497	35,501
Jawa Barat	28,094	29,905	32,046	29,408	28,561	28,161	27,188
Jawa Tengah	27,809	29,086	30,546	28,698	28,112	27,525	26,639
D. I. Yogyakarta	27,680	28,764	31,059	28,529	26,559	26,605	26,551
Jawa Timur	27,589	28,949	29,877	27,593	27,196	26,519	25,879
Banten	26,563	28,397	30,415	28,393	29,515	28,609	26,877
Bali	26,612	27,605	28,344	28,664	28,427	29,147	26,523
Nusa Tenggara Barat	33,060	33,241	34,266	32,903	32,903	32,263	30,279
Nusa Tenggara Timur	34,855	34,855	36,196	36,196	36,196	36,196	35,684
Kalimantan Barat	36,950	39,529	40,394	39,721	38,053	39,623	36,794
Kalimantan Tengah	35,508	36,331	37,240	37,886	38,946	38,471	35,406
Kalimantan Selatan	28,782	30,092	30,221	31,610	30,524	30,179	28,769
Kalimantan Timur	44,322	45,410	48,940	46,898	47,198	46,389	44,052
Sulawesi Utara	28,215	28,215	29,070	29,070	27,828	28,827	27,678
Sulawesi Tengah	34,375	38,506	46,579	46,357	44,640	43,009	38,440
Sulawesi Selatan	27,803	29,114	30,896	30,896	30,896	30,896	28,943
Sulawesi Tenggara	31,079	33,021	36,690	34,856	36,308	36,308	32,306
Gorontalo	29,352	31,194	31,422	31,422	31,607	31,235	30,180
Sulawesi Barat	37,853	37,853	37,853	34,068	30,282	30,282	35,516
Maluku	29,623	30,539	30,947	32,822	32,822	32,683	30,318
Maluku Utara	37,711	38,201	38,587	38,260	38,757	38,757	37,191
Papua Barat	43,050	45,778	50,166	46,587	47,234	47,764	44,181
Papua	53,529	60,507	61,027	60,074	61,504	61,504	53,501
Nasional	33,048	34,378	35,999	35,289	35,059	34,995	32,734

Tabel 1.15
Harga Konsumen Perdesaan Kelompok Bahan Makanan, 2010
Hati Ayam (Rp/Kg)

Provinsi	Januari	Februari	Maret	April	Mei	Juni
(1)	(2)	(3)	(4)	(5)	(6)	(7)
Aceh	20,000	20,000	20,000	20,357	20,357	20,357
Sumatera Utara	15,773	14,726	14,774	14,825	15,329	15,329
Sumatera Barat	17,516	17,781	17,550	17,341	18,008	18,239
Riau	20,165	20,165	19,466	19,466	19,553	19,553
Jambi	12,378	12,327	12,532	12,532	12,848	12,848
Sumatera Selatan	18,794	18,325	18,325	18,325	18,526	18,327
Bengkulu	21,843	22,658	23,286	24,021	24,021	24,855
Lampung	22,795	22,600	22,001	22,001	22,001	22,001
Kep. Bangka Belitung	25,841	26,057	26,057	26,357	26,357	26,581
Kepulauan Riau	23,437	22,708	23,162	23,162	23,817	23,817
Jawa Barat	21,991	22,128	22,105	21,884	21,684	22,336
Jawa Tengah	19,568	19,489	19,922	19,566	19,465	19,858
D. I. Yogyakarta	19,198	19,334	19,348	19,318	19,324	19,719
Jawa Timur	22,478	22,462	22,347	22,234	22,433	22,959
Banten	22,136	21,761	21,761	21,761	21,761	21,967
Bali	22,761	22,352	22,524	22,131	22,501	22,854
Nusa Tenggara Barat	26,495	25,971	26,205	26,043	26,087	26,087
Nusa Tenggara Timur	25,158	25,158	25,158	25,158	25,158	25,158
Kalimantan Barat	31,000	30,871	31,009	30,957	30,828	30,622
Kalimantan Tengah	29,911	30,098	30,098	30,098	30,451	30,490
Kalimantan Selatan	30,705	29,621	28,798	29,141	29,141	29,141
Kalimantan Timur	24,886	25,648	25,430	26,066	26,630	26,563
Sulawesi Utara	17,500	17,500	18,278	18,278	18,278	18,278
Sulawesi Tengah	16,000	16,000	16,000	16,000	16,000	16,000
Sulawesi Selatan	-	-	-	-	-	-
Sulawesi Tenggara	-	-	-	-	-	-
Gorontalo	26,385	26,385	26,385	26,385	26,385	26,385
Sulawesi Barat	-	-	-	-	-	-
Maluku	36,956	36,956	36,956	36,956	36,956	36,956
Maluku Utara	35,000	35,000	35,000	35,000	35,000	35,000
Papua Barat	25,018	27,502	27,993	27,643	27,643	26,387
Papua	36,667	36,667	34,571	35,954	36,434	38,574
Nasional	23,736	23,733	23,691	23,757	23,896	24,043

Lanjutan Tabel 1.15

Provinsi	Juli	Agustus	September	Oktober	November	Desember	Rata-rata
(1)	(8)	(9)	(10)	(11)	(12)	(13)	(14)
Aceh	20,357	20,539	20,539	20,539	20,539	20,539	20,344
Sumatera Utara	16,067	15,932	16,452	16,473	15,975	15,803	15,621
Sumatera Barat	18,999	19,171	20,628	21,296	21,023	21,407	19,080
Riau	21,322	22,607	22,534	21,840	21,966	21,884	20,877
Jambi	13,426	13,426	13,521	13,914	13,914	13,914	13,132
Sumatera Selatan	18,938	19,053	19,581	19,301	19,163	19,311	18,831
Bengkulu	25,135	24,690	25,064	26,339	26,339	26,339	24,549
Lampung	22,001	22,459	23,956	23,386	23,750	24,709	22,805
Kep. Bangka Belitung	26,643	26,847	28,295	27,790	27,730	27,615	26,847
Kepulauan Riau	25,130	25,828	24,537	24,537	25,446	25,446	24,252
Jawa Barat	23,057	23,630	24,490	23,933	24,425	24,447	23,009
Jawa Tengah	21,033	21,887	22,311	21,820	22,060	21,709	20,724
D. I. Yogyakarta	20,187	20,597	20,781	20,482	19,460	19,694	19,787
Jawa Timur	24,296	25,299	26,293	24,982	25,026	24,741	23,796
Banten	22,842	25,519	25,034	24,727	24,642	24,346	23,188
Bali	23,288	24,309	24,220	24,218	24,700	25,315	23,431
Nusa Tenggara Barat	26,717	27,635	27,200	27,021	26,630	26,903	26,583
Nusa Tenggara Timur	30,749	30,749	30,749	30,749	30,749	30,749	27,954
Kalimantan Barat	30,622	32,044	32,108	32,497	32,244	33,231	31,503
Kalimantan Tengah	30,453	29,761	31,654	31,573	32,979	32,731	30,858
Kalimantan Selatan	31,228	31,228	31,228	30,603	31,368	31,368	30,298
Kalimantan Timur	27,054	27,321	30,369	29,284	29,953	29,827	27,419
Sulawesi Utara	19,496	19,496	19,496	19,496	19,236	20,519	18,821
Sulawesi Tengah	15,333	16,398	17,317	17,414	17,013	17,013	16,374
Sulawesi Selatan	-	-	-	-	-	-	-
Sulawesi Tenggara	-	-	-	-	-	-	-
Gorontalo	26,385	26,824	27,271	28,950	28,609	27,179	26,960
Sulawesi Barat	-	-	-	-	-	-	-
Maluku	36,956	36,956	36,956	36,956	36,956	36,956	36,956
Maluku Utara	35,000	35,000	35,000	35,000	35,000	35,000	35,000
Papua Barat	29,498	30,903	32,139	30,961	34,057	35,665	29,618
Papua	38,574	38,574	38,574	38,574	41,219	41,219	37,967
Nasional	24,855	25,334	25,803	25,678	25,937	26,054	24,710

Tabel 1.16
Harga Konsumen Perdesaan Kelompok Bahan Makanan, 2010
Ikan Cakalang (Rp/Kg)

Provinsi	Januari	Februari	Maret	April	Mei	Juni
(1)	(2)	(3)	(4)	(5)	(6)	(7)
Aceh	23,333	23,333	21,778	22,273	22,273	23,665
Sumatera Utara	25,000	25,000	25,000	25,000	25,000	25,000
Sumatera Barat	23,386	23,386	23,386	23,386	23,386	23,386
Riau	21,938	21,938	21,938	21,938	21,938	21,938
Jambi	-	-	-	-	-	-
Sumatera Selatan	26,500	27,383	27,383	27,825	27,825	27,825
Bengkulu	14,000	14,000	14,000	14,000	14,000	14,000
Lampung	-	-	-	-	-	-
Kep. Bangka Belitung	23,562	22,777	22,777	23,916	23,916	23,916
Kepulauan Riau	15,750	15,750	15,750	15,750	15,750	15,750
Jawa Barat	19,000	19,000	19,000	19,000	19,000	19,000
Jawa Tengah	20,000	40,000	40,000	40,000	36,000	40,000
D. I. Yogyakarta	13,271	13,016	13,829	11,875	12,276	12,675
Jawa Timur	18,096	17,470	17,687	17,584	18,182	18,815
Banten	23,000	23,000	21,275	21,275	21,275	21,275
Bali	23,774	23,423	25,168	25,201	25,201	25,426
Nusa Tenggara Barat	28,534	28,006	27,594	27,594	27,594	27,594
Nusa Tenggara Timur	22,191	22,191	22,684	22,684	22,684	22,117
Kalimantan Barat	18,000	17,550	18,208	18,617	18,617	18,617
Kalimantan Tengah	23,000	23,000	23,000	23,000	23,000	23,000
Kalimantan Selatan	13,445	13,445	13,445	13,445	13,445	13,445
Kalimantan Timur	20,789	20,753	21,306	20,968	20,743	21,072
Sulawesi Utara	19,136	18,652	18,276	17,501	17,199	18,017
Sulawesi Tengah	14,716	14,449	14,164	13,977	14,249	14,621
Sulawesi Selatan	18,910	18,468	18,768	19,621	19,972	20,952
Sulawesi Tenggara	17,342	17,674	17,373	16,881	18,036	18,944
Gorontalo	10,898	12,902	12,174	12,652	12,096	15,486
Sulawesi Barat	15,810	18,467	17,226	17,710	18,027	17,907
Maluku	21,223	20,742	21,660	24,404	27,418	28,713
Maluku Utara	20,072	20,879	24,694	26,889	24,872	26,447
Papua Barat	27,721	26,731	27,065	27,355	28,449	26,868
Papua	27,242	27,242	29,739	29,739	30,978	30,978
Nasional	20,321	21,021	21,211	21,402	21,447	21,915

Lanjutan Tabel 1.16

Provinsi	Juli	Agustus	September	Oktober	November	Desember	Rata-rata
(1)	(8)	(9)	(10)	(11)	(12)	(13)	(14)
Aceh	22,482	24,130	24,130	24,130	24,130	24,350	23,334
Sumatera Utara	25,000	25,000	25,000	25,000	25,000	25,000	25,000
Sumatera Barat	24,222	24,222	24,222	24,222	24,222	24,222	23,804
Riau	21,938	21,938	21,938	21,938	21,938	21,938	21,938
Jambi	-	-	-	-	-	-	-
Sumatera Selatan	27,825	27,825	27,825	27,825	27,825	27,825	27,641
Bengkulu	14,000	17,250	18,772	19,898	19,898	20,609	16,202
Lampung	-	-	-	-	-	-	-
Kep. Bangka Belitung	22,959	22,959	24,873	24,873	24,873	26,104	23,959
Kepulauan Riau	15,750	15,750	15,750	15,750	14,766	15,820	15,674
Jawa Barat	18,578	18,578	18,578	18,578	18,578	18,578	18,789
Jawa Tengah	40,000	40,000	40,000	40,000	40,000	40,000	38,000
D. I. Yogyakarta	13,189	14,774	14,036	12,603	13,042	13,443	13,169
Jawa Timur	18,898	19,307	19,192	19,363	19,098	20,756	18,704
Banten	20,649	21,295	23,173	23,173	23,173	23,173	22,145
Bali	25,571	25,712	26,188	26,188	26,960	27,410	25,519
Nusa Tenggara Barat	27,594	27,594	27,594	27,594	27,594	27,594	27,707
Nusa Tenggara Timur	22,117	22,117	22,117	22,117	22,117	22,117	22,271
Kalimantan Barat	18,617	18,891	18,891	18,986	18,195	19,105	18,525
Kalimantan Tengah	23,000	23,000	23,000	23,000	23,605	23,605	23,101
Kalimantan Selatan	13,445	13,445	13,445	13,445	13,445	13,445	13,445
Kalimantan Timur	20,788	21,048	21,048	20,665	20,601	20,333	20,843
Sulawesi Utara	18,661	19,372	20,700	20,992	20,868	22,390	19,314
Sulawesi Tengah	15,701	16,641	15,936	17,449	16,840	19,117	15,655
Sulawesi Selatan	20,589	21,421	23,313	22,591	22,591	23,189	20,865
Sulawesi Tenggara	19,555	21,177	21,529	21,208	21,939	22,476	19,511
Gorontalo	15,927	21,171	22,001	22,377	20,941	22,799	16,785
Sulawesi Barat	19,242	19,879	20,242	19,819	19,538	20,515	18,699
Maluku	31,737	31,757	30,654	28,280	28,608	28,359	26,963
Maluku Utara	30,821	32,099	33,704	34,864	34,167	32,764	28,523
Papua Barat	27,456	29,520	28,290	27,465	27,211	28,057	27,682
Papua	34,371	38,314	40,503	39,056	38,833	35,828	33,568
Nasional	22,356	23,206	23,555	23,448	23,353	23,697	22,244

Tabel 1.17
Harga Konsumen Perdesaan Kelompok Bahan Makanan, 2010
Cumi-cumi (Rp/Kg)

Provinsi	Januari	Februari	Maret	April	Mei	Juni
(1)	(2)	(3)	(4)	(5)	(6)	(7)
Aceh	28,053	28,053	28,364	27,826	27,826	27,826
Sumatera Utara	19,209	19,757	20,297	19,706	19,405	19,891
Sumatera Barat	34,623	34,380	34,681	34,278	33,589	34,451
Riau	27,688	27,688	27,904	28,796	28,796	28,796
Jambi	28,688	28,688	27,094	25,824	25,824	25,824
Sumatera Selatan	34,000	34,000	34,000	34,000	34,000	34,000
Bengkulu	35,629	37,608	37,608	37,608	39,489	39,489
Lampung	32,927	31,829	29,704	29,704	29,704	29,986
Kep. Bangka Belitung	24,559	24,885	24,932	26,685	26,049	26,627
Kepulauan Riau	25,999	25,999	25,999	25,999	25,999	25,277
Jawa Barat	30,859	30,934	31,382	30,914	31,228	31,027
Jawa Tengah	25,695	26,033	24,831	25,097	25,611	25,349
D. I. Yogyakarta	32,482	33,349	32,539	31,087	30,834	31,274
Jawa Timur	27,874	27,819	28,102	28,040	27,920	28,970
Banten	28,625	29,058	28,467	28,953	28,832	28,003
Bali	23,850	23,850	23,850	23,850	23,850	23,850
Nusa Tenggara Barat	36,097	34,217	34,333	34,333	34,333	34,905
Nusa Tenggara Timur	26,250	28,219	28,846	28,846	29,146	29,146
Kalimantan Barat	24,265	24,926	26,052	27,068	26,628	29,049
Kalimantan Tengah	25,988	24,688	24,688	24,688	26,060	26,060
Kalimantan Selatan	28,000	28,000	26,222	26,222	26,222	26,222
Kalimantan Timur	30,737	34,275	33,744	35,969	34,493	35,962
Sulawesi Utara	25,257	25,257	25,257	25,257	25,257	25,257
Sulawesi Tengah	22,226	21,273	21,982	22,256	22,379	22,379
Sulawesi Selatan	29,699	28,785	28,262	28,454	28,704	32,946
Sulawesi Tenggara	25,251	26,084	25,562	25,136	25,765	25,971
Gorontalo	20,089	17,473	19,721	17,617	17,617	18,521
Sulawesi Barat	20,732	20,732	20,732	19,004	19,004	19,004
Maluku	22,662	30,215	32,111	31,233	31,233	31,233
Maluku Utara	26,148	26,802	25,797	25,300	24,467	24,467
Papua Barat	33,600	34,061	39,360	41,000	41,683	41,683
Papua	29,441	30,361	28,843	29,484	29,484	29,484
Nasional	27,725	28,103	28,165	28,132	28,170	28,529

Lanjutan Tabel 1.17

Provinsi	Juli	Agustus	September	Oktober	November	Desember	Rata-rata
(1)	(8)	(9)	(10)	(11)	(12)	(13)	(14)
Aceh	28,135	28,511	30,412	30,104	30,104	30,846	28,838
Sumatera Utara	20,322	20,042	20,966	21,004	20,813	21,023	20,203
Sumatera Barat	34,724	34,993	34,728	35,267	38,401	38,859	35,248
Riau	29,261	30,306	30,306	32,341	32,572	31,642	29,675
Jambi	26,541	26,541	27,144	28,841	28,841	27,811	27,305
Sumatera Selatan	34,000	34,000	34,000	34,000	34,000	34,000	34,000
Bengkulu	36,668	38,501	38,501	41,710	41,710	41,710	38,853
Lampung	29,986	31,897	35,175	35,065	35,065	35,065	32,176
Kep. Bangka Belitung	26,797	28,040	28,145	26,792	28,064	30,293	26,822
Kepulauan Riau	26,541	26,541	28,015	27,060	28,128	28,128	26,640
Jawa Barat	31,802	32,371	32,904	32,756	33,476	33,593	31,937
Jawa Tengah	26,821	29,245	31,392	30,171	28,754	30,669	27,472
D. I. Yogyakarta	32,324	33,896	33,557	33,822	34,273	33,844	32,773
Jawa Timur	28,949	30,274	31,602	29,627	29,322	31,283	29,149
Banten	28,794	30,202	32,806	32,216	31,353	30,710	29,835
Bali	23,850	23,850	23,850	23,850	23,850	25,440	23,982
Nusa Tenggara Barat	39,995	39,400	39,400	38,978	39,952	39,986	37,161
Nusa Tenggara Timur	29,441	29,441	32,183	32,183	32,183	32,183	29,839
Kalimantan Barat	29,005	28,674	31,302	29,570	29,438	32,429	28,201
Kalimantan Tengah	27,507	26,934	26,934	29,376	30,441	30,441	26,984
Kalimantan Selatan	29,719	32,195	30,183	29,680	30,298	32,637	28,800
Kalimantan Timur	37,827	38,437	39,892	39,716	39,088	39,389	36,627
Sulawesi Utara	25,257	25,257	25,257	25,257	25,025	25,025	25,219
Sulawesi Tengah	22,981	23,807	23,924	25,349	24,886	25,460	23,242
Sulawesi Selatan	29,556	30,344	30,446	30,192	29,882	31,376	29,887
Sulawesi Tenggara	24,640	26,211	26,705	27,376	27,581	27,581	26,155
Gorontalo	18,521	18,521	14,816	14,940	15,373	15,999	17,434
Sulawesi Barat	18,639	18,639	18,639	18,639	18,639	18,639	19,254
Maluku	31,233	29,671	29,597	35,606	37,742	38,497	31,753
Maluku Utara	27,185	28,480	28,005	28,005	28,005	27,383	26,670
Papua Barat	41,683	53,262	47,936	55,925	57,789	57,666	45,471
Papua	30,663	30,663	30,663	30,663	30,663	32,503	30,243
Nasional	29,043	29,973	30,293	30,815	31,116	31,628	29,308

Tabel 1.18
Harga Konsumen Perdesaan Kelompok Bahan Makanan, 2010
Ikan Ekor Kuning (Rp/Kg)

Provinsi	Januari	Februari	Maret	April	Mei	Juni
(1)	(2)	(3)	(4)	(5)	(6)	(7)
Aceh	17,567	17,567	16,396	16,396	16,396	17,420
Sumatera Utara	17,569	16,471	17,569	19,085	18,732	19,425
Sumatera Barat	27,000	27,000	27,000	27,000	27,000	27,000
Riau	23,290	24,382	23,337	23,337	24,067	24,067
Jambi	29,000	29,000	29,000	29,000	29,000	29,000
Sumatera Selatan	-	-	-	-	-	-
Bengkulu	25,000	25,000	25,000	25,000	25,000	25,000
Lampung	21,000	21,700	21,700	20,344	20,344	20,344
Kep. Bangka Belitung	21,051	20,865	21,122	20,325	19,004	20,524
Kepulauan Riau	19,591	19,591	19,591	18,856	17,470	18,562
Jawa Barat	18,435	19,316	18,994	18,642	18,578	18,660
Jawa Tengah	14,438	15,881	14,558	14,558	16,442	15,072
D. I. Yogyakarta	23,481	23,481	22,769	22,769	22,769	22,769
Jawa Timur	14,891	14,507	14,830	15,031	14,673	14,597
Banten	19,284	19,390	19,390	19,493	19,702	19,702
Bali	19,352	19,352	19,352	20,043	20,043	20,711
Nusa Tenggara Barat	22,073	21,522	22,598	21,656	21,656	23,461
Nusa Tenggara Timur	23,007	24,086	24,688	25,062	24,644	24,913
Kalimantan Barat	24,892	24,892	24,892	24,201	24,201	24,201
Kalimantan Tengah	20,333	20,333	20,333	20,333	20,333	20,333
Kalimantan Selatan	-	-	-	-	-	-
Kalimantan Timur	18,146	18,299	18,299	19,243	18,968	18,968
Sulawesi Utara	17,157	17,108	15,711	15,109	15,235	15,235
Sulawesi Tengah	17,510	17,480	17,736	17,197	18,286	18,543
Sulawesi Selatan	21,091	21,091	20,264	20,264	20,264	27,019
Sulawesi Tenggara	16,068	16,404	16,367	16,569	17,050	17,266
Gorontalo	13,541	14,615	14,317	13,972	12,207	12,476
Sulawesi Barat	18,735	19,984	18,809	21,160	21,160	23,511
Maluku	14,959	15,417	16,524	16,875	17,741	19,624
Maluku Utara	25,741	26,457	24,966	24,041	23,017	23,017
Papua Barat	26,153	25,693	27,120	27,662	27,662	28,047
Papua	33,643	33,643	33,643	33,643	33,643	34,844
Nasional	20,800	21,018	20,896	20,896	20,843	21,477

Lanjutan Tabel 1.18

Provinsi	Juli	Agustus	September	Oktober	November	Desember	Rata-rata
(1)	(8)	(9)	(10)	(11)	(12)	(13)	(14)
Aceh	16,549	18,634	18,634	19,099	19,099	18,665	17,702
Sumatera Utara	20,973	21,672	21,672	21,015	20,191	20,864	19,603
Sumatera Barat	28,125	28,125	28,125	28,125	28,125	28,125	27,563
Riau	23,379	23,379	24,787	25,259	25,596	25,596	24,206
Jambi	28,813	28,813	28,813	31,355	31,355	31,355	29,542
Sumatera Selatan	-	-	-	-	-	-	-
Bengkulu	34,722	27,778	27,778	41,667	41,667	41,667	30,440
Lampung	21,070	21,070	21,070	21,070	21,070	21,070	20,988
Kep. Bangka Belitung	21,243	23,339	24,479	23,826	23,754	23,618	21,929
Kepulauan Riau	19,181	18,052	19,441	18,297	17,242	17,242	18,593
Jawa Barat	17,705	17,705	17,821	17,627	16,442	16,833	18,063
Jawa Tengah	15,072	15,072	16,746	15,909	16,746	16,746	15,603
D. I. Yogyakarta	22,769	23,528	23,528	23,528	23,528	23,528	23,204
Jawa Timur	14,678	15,213	15,199	14,614	14,669	14,491	14,783
Banten	19,188	19,492	21,283	21,874	20,832	20,387	20,001
Bali	20,711	20,711	20,711	20,711	20,711	21,574	20,332
Nusa Tenggara Barat	24,496	26,027	27,328	25,051	25,051	25,051	23,831
Nusa Tenggara Timur	24,913	24,913	24,913	26,412	29,054	29,254	25,488
Kalimantan Barat	24,201	24,201	24,201	25,301	26,079	24,340	24,633
Kalimantan Tengah	20,333	20,333	20,333	20,333	20,333	20,333	20,333
Kalimantan Selatan	-	-	-	-	-	-	-
Kalimantan Timur	19,319	19,355	20,685	20,366	19,942	19,372	19,247
Sulawesi Utara	15,235	15,235	16,088	16,161	15,577	18,173	16,002
Sulawesi Tengah	18,799	20,106	19,675	20,386	19,579	21,907	18,934
Sulawesi Selatan	27,374	27,685	27,855	27,364	27,446	29,064	24,732
Sulawesi Tenggara	16,834	17,675	19,073	18,190	18,863	19,031	17,449
Gorontalo	14,525	20,708	22,938	26,949	26,668	30,717	18,636
Sulawesi Barat	23,511	23,511	19,592	19,592	19,592	19,592	20,729
Maluku	20,742	21,365	21,365	21,198	22,057	21,800	19,139
Maluku Utara	24,722	25,638	30,101	30,578	29,163	28,293	26,311
Papua Barat	27,657	30,479	29,463	24,868	25,383	25,298	27,124
Papua	37,167	38,937	41,122	39,654	40,333	40,059	36,694
Nasional	22,134	22,625	23,161	23,546	23,538	23,802	22,061

Tabel 1.19
Harga Konsumen Perdesaan Kelompok Bahan Makanan, 2010
Ikan Kembung (Rp/Kg)

Provinsi	Januari	Februari	Maret	April	Mei	Juni
(1)	(2)	(3)	(4)	(5)	(6)	(7)
Aceh	27,285	27,285	27,558	27,307	26,917	27,607
Sumatera Utara	19,796	19,367	20,353	20,106	20,622	21,127
Sumatera Barat	29,233	29,065	29,057	27,826	27,942	28,115
Riau	25,738	26,128	26,281	25,871	25,584	26,026
Jambi	21,758	22,663	22,009	22,009	21,931	22,235
Sumatera Selatan	15,000	15,600	15,600	15,834	15,834	15,834
Bengkulu	19,000	16,964	16,964	17,643	19,407	19,407
Lampung	18,156	18,535	18,947	18,701	18,458	18,722
Kep. Bangka Belitung	22,429	22,808	23,038	22,793	22,741	24,030
Kepulauan Riau	16,050	16,472	15,510	16,579	15,493	16,010
Jawa Barat	18,173	18,636	18,380	18,201	18,104	18,216
Jawa Tengah	14,190	13,858	13,712	13,790	13,619	13,561
D. I. Yogyakarta	17,741	17,539	17,329	17,060	16,573	17,932
Jawa Timur	11,039	10,809	10,809	11,573	11,380	11,380
Banten	18,869	18,480	18,081	17,873	17,714	17,815
Bali	19,000	19,000	19,000	21,375	21,375	21,375
Nusa Tenggara Barat	20,425	18,912	20,173	19,052	20,322	21,075
Nusa Tenggara Timur	23,265	23,621	23,306	23,306	22,979	22,979
Kalimantan Barat	20,922	21,159	20,990	21,038	21,864	21,978
Kalimantan Tengah	18,771	19,547	18,485	19,717	19,474	19,906
Kalimantan Selatan	22,610	22,215	23,730	22,616	24,065	24,768
Kalimantan Timur	23,408	23,096	23,570	24,329	23,483	23,722
Sulawesi Utara	16,667	15,278	13,580	13,580	13,580	13,580
Sulawesi Tengah	18,529	18,065	17,463	17,463	18,045	18,797
Sulawesi Selatan	18,047	17,789	16,677	17,198	17,915	17,417
Sulawesi Tenggara	19,318	18,481	18,436	18,752	18,633	17,969
Gorontalo	13,568	12,106	10,721	9,301	9,648	11,805
Sulawesi Barat	18,885	19,295	18,491	15,409	15,409	14,709
Maluku	20,256	18,217	19,364	19,385	18,960	20,882
Maluku Utara	16,270	16,644	16,595	16,595	15,984	17,197
Papua Barat	21,726	23,949	23,638	24,869	24,247	24,247
Papua	26,092	26,092	26,092	26,092	26,092	26,092
Nasional	19,757	19,615	19,498	19,476	19,512	19,891

Lanjutan Tabel 1.19

Provinsi	Juli	Agustus	September	Oktober	November	Desember	Rata-rata
(1)	(8)	(9)	(10)	(11)	(12)	(13)	(14)
Aceh	27,357	28,154	28,538	27,955	27,955	28,933	27,738
Sumatera Utara	21,263	22,442	22,695	23,492	23,366	23,742	21,531
Sumatera Barat	32,480	34,988	34,215	34,822	35,562	35,496	31,567
Riau	26,579	26,815	26,911	27,872	27,872	27,758	26,620
Jambi	23,625	23,920	23,920	25,016	24,732	24,451	23,189
Sumatera Selatan	15,834	15,834	15,834	15,482	15,482	15,482	15,638
Bengkulu	20,485	20,485	21,851	18,209	18,209	18,209	18,903
Lampung	18,845	19,638	20,134	20,193	20,341	20,376	19,254
Kep. Bangka Belitung	24,391	24,991	26,763	25,688	26,762	29,248	24,640
Kepulauan Riau	16,414	15,870	18,987	17,784	17,096	16,868	16,594
Jawa Barat	18,491	18,946	19,217	19,066	19,270	19,382	18,674
Jawa Tengah	13,544	13,844	14,228	13,918	14,506	14,995	13,980
D. I. Yogyakarta	17,963	18,762	18,900	17,383	17,653	18,182	17,751
Jawa Timur	11,524	11,828	12,042	12,140	12,333	12,410	11,605
Banten	17,968	18,289	19,353	18,891	19,327	20,056	18,560
Bali	21,375	19,000	19,000	19,000	19,000	21,375	19,990
Nusa Tenggara Barat	21,075	24,587	24,997	21,823	21,823	21,823	21,341
Nusa Tenggara Timur	24,511	23,636	23,504	25,365	25,219	25,399	23,924
Kalimantan Barat	21,978	22,820	24,939	24,891	25,082	25,051	22,726
Kalimantan Tengah	21,166	21,166	21,166	20,410	21,595	21,895	20,275
Kalimantan Selatan	25,671	25,178	25,952	25,204	25,248	25,637	24,408
Kalimantan Timur	24,079	23,957	24,844	23,800	24,347	24,079	23,893
Sulawesi Utara	13,580	13,580	13,580	13,580	13,309	14,972	14,072
Sulawesi Tengah	19,859	21,352	20,650	20,650	19,560	24,047	19,540
Sulawesi Selatan	17,853	17,777	18,422	16,884	16,868	17,570	17,535
Sulawesi Tenggara	17,969	18,982	20,030	19,898	19,347	19,254	18,922
Gorontalo	10,274	12,058	11,948	10,799	10,443	12,264	11,245
Sulawesi Barat	14,709	14,709	14,709	14,709	14,709	14,709	15,871
Maluku	21,117	24,907	24,941	22,539	21,811	22,546	21,244
Maluku Utara	17,834	17,622	18,576	18,576	17,750	17,504	17,262
Papua Barat	24,247	24,247	27,278	25,005	25,799	25,799	24,588
Papua	27,179	26,273	28,462	28,462	32,811	31,717	27,621
Nasional	20,351	20,833	21,456	20,922	21,100	21,601	20,334

Tabel 1.20
Harga Konsumen Perdesaan Kelompok Bahan Makanan, 2010
Ikan Selar (Rp/Kg)

Provinsi	Januari	Februari	Maret	April	Mei	Juni
(1)	(2)	(3)	(4)	(5)	(6)	(7)
Aceh	21,667	21,667	21,667	21,174	21,174	21,174
Sumatera Utara	16,070	16,462	17,069	17,136	18,564	18,435
Sumatera Barat	26,708	26,922	26,743	25,417	25,078	25,257
Riau	23,459	23,459	23,097	23,097	23,382	23,408
Jambi	14,000	14,000	14,000	14,000	14,292	13,845
Sumatera Selatan	12,865	13,508	13,508	13,575	13,642	13,642
Bengkulu	17,647	29,412	29,412	32,353	32,353	32,353
Lampung	17,524	17,768	17,869	17,869	17,594	17,975
Kep. Bangka Belitung	20,319	20,165	19,814	19,874	20,687	20,834
Kepulauan Riau	19,712	20,156	19,668	20,208	18,794	18,855
Jawa Barat	13,220	13,199	13,199	13,145	13,332	13,332
Jawa Tengah	12,226	11,727	12,229	12,688	13,062	13,062
D. I. Yogyakarta	15,953	16,308	15,488	15,488	15,488	16,437
Jawa Timur	10,415	11,324	11,602	12,051	12,032	12,099
Banten	17,605	17,458	17,246	17,246	17,246	17,501
Bali	17,633	17,633	17,633	17,633	17,633	17,324
Nusa Tenggara Barat	25,586	25,586	25,586	25,586	25,586	25,586
Nusa Tenggara Timur	22,258	21,269	21,065	21,275	21,480	21,480
Kalimantan Barat	16,975	16,409	15,498	16,359	16,359	16,359
Kalimantan Tengah	14,046	14,268	13,512	14,123	14,594	14,594
Kalimantan Selatan	16,333	16,333	16,333	16,333	16,333	16,333
Kalimantan Timur	16,493	16,100	16,100	16,425	16,425	16,425
Sulawesi Utara	11,667	11,667	11,667	11,667	10,889	12,704
Sulawesi Tengah	17,931	18,094	17,768	17,768	18,460	18,460
Sulawesi Selatan	20,573	18,516	18,516	19,673	19,673	18,580
Sulawesi Tenggara	20,737	19,873	19,274	19,364	20,867	21,454
Gorontalo	14,141	14,643	14,735	14,080	16,568	17,325
Sulawesi Barat	16,989	16,989	16,045	17,048	15,628	16,149
Maluku	11,661	11,913	15,199	16,897	15,219	18,190
Maluku Utara	15,823	16,388	17,412	17,412	14,742	16,616
Papua Barat	20,000	20,000	20,000	23,333	23,333	23,333
Papua	20,000	22,500	20,250	20,250	20,250	20,250
Nasional	17,445	17,866	17,788	18,142	18,149	18,418

Lanjutan Tabel 1.20

Provinsi	Juli	Agustus	September	Oktober	November	Desember	Rata-rata
(1)	(8)	(9)	(10)	(11)	(12)	(13)	(14)
Aceh	21,174	21,655	21,655	21,655	21,655	21,114	21,453
Sumatera Utara	19,492	19,260	19,528	19,639	19,003	19,300	18,330
Sumatera Barat	25,644	26,011	26,414	27,954	28,700	31,406	26,854
Riau	23,564	23,270	23,393	23,978	23,578	24,032	23,476
Jambi	13,845	13,845	13,845	15,230	15,230	15,230	14,280
Sumatera Selatan	13,642	13,642	13,642	13,642	13,642	13,642	13,549
Bengkulu	29,412	22,059	22,059	29,412	29,412	29,412	27,941
Lampung	18,335	18,996	19,869	20,412	20,412	20,412	18,753
Kep. Bangka Belitung	21,629	22,350	24,143	22,891	23,353	26,007	21,839
Kepulauan Riau	19,006	18,966	20,034	17,589	18,126	17,753	19,072
Jawa Barat	13,724	13,841	14,559	14,795	13,819	14,573	13,728
Jawa Tengah	13,226	13,409	14,411	15,188	15,188	14,556	13,414
D. I. Yogyakarta	16,437	16,698	16,698	16,192	16,192	15,892	16,106
Jawa Timur	12,032	11,966	12,602	12,871	12,457	12,353	11,984
Banten	17,689	17,796	18,634	19,072	18,495	18,559	17,879
Bali	17,324	17,324	18,106	18,106	17,868	18,364	17,715
Nusa Tenggara Barat	25,586	25,586	25,586	25,586	25,586	25,586	25,586
Nusa Tenggara Timur	21,679	20,420	22,033	22,328	22,041	21,748	21,590
Kalimantan Barat	16,359	15,966	17,111	17,407	17,407	17,407	16,635
Kalimantan Tengah	14,940	14,968	15,043	14,249	14,408	14,054	14,400
Kalimantan Selatan	16,333	16,333	16,333	16,333	16,203	16,203	16,312
Kalimantan Timur	16,748	17,131	17,512	17,512	17,512	16,812	16,766
Sulawesi Utara	12,704	12,704	12,704	12,704	12,704	12,704	12,207
Sulawesi Tengah	18,193	20,533	19,353	20,045	18,789	20,850	18,854
Sulawesi Selatan	18,580	18,984	20,566	19,012	19,012	20,201	19,324
Sulawesi Tenggara	21,454	22,580	22,636	22,676	23,070	23,672	21,471
Gorontalo	18,047	23,579	21,020	20,902	20,033	22,398	18,123
Sulawesi Barat	16,149	16,149	16,149	16,149	16,653	17,143	16,437
Maluku	19,590	21,729	24,326	23,357	23,657	25,407	18,929
Maluku Utara	16,616	17,788	16,594	17,055	17,055	17,055	16,713
Papua Barat	23,333	25,278	25,278	25,278	25,278	25,278	23,310
Papua	20,250	20,250	20,250	20,250	20,250	20,250	20,417
Nasional	18,523	18,783	19,128	19,358	19,275	19,668	18,545

Tabel 1.21
Harga Konsumen Perdesaan Kelompok Bahan Makanan, 2010
Ikan Tenggiri (Rp/Kg)

Provinsi	Januari	Februari	Maret	April	Mei	Juni
(1)	(2)	(3)	(4)	(5)	(6)	(7)
Aceh	30,600	30,600	30,600	30,600	30,600	29,871
Sumatera Utara	27,539	27,561	25,811	28,342	28,342	27,612
Sumatera Barat	29,500	29,500	29,500	29,500	29,500	31,607
Riau	30,000	30,000	31,325	31,325	31,552	30,193
Jambi	29,080	29,080	28,272	28,272	28,272	28,272
Sumatera Selatan	27,000	27,000	27,000	27,675	27,675	27,675
Bengkulu	30,348	31,463	31,463	31,463	32,249	31,174
Lampung	27,739	27,739	27,739	28,355	27,764	27,764
Kep. Bangka Belitung	39,676	37,965	36,073	36,898	39,097	39,122
Kepulauan Riau	22,477	22,798	21,492	22,654	20,703	21,258
Jawa Barat	26,583	27,668	27,127	26,950	26,318	26,823
Jawa Tengah	23,633	24,102	23,193	21,826	23,756	23,530
D. I. Yogyakarta	33,040	32,403	32,800	29,509	30,527	32,110
Jawa Timur	23,906	24,705	24,950	25,096	26,136	26,217
Banten	28,521	28,063	27,673	27,673	28,106	28,106
Bali	-	-	-	-	-	-
Nusa Tenggara Barat	24,109	24,529	24,415	24,174	24,174	25,987
Nusa Tenggara Timur	25,271	25,271	25,271	25,271	25,271	24,745
Kalimantan Barat	38,437	38,624	38,643	37,030	36,133	39,695
Kalimantan Tengah	21,875	21,875	21,065	23,844	24,312	24,312
Kalimantan Selatan	22,140	22,140	22,140	22,140	22,140	22,140
Kalimantan Timur	22,798	25,899	26,216	26,126	25,074	25,343
Sulawesi Utara	20,800	20,800	20,800	21,008	21,008	21,008
Sulawesi Tengah	23,198	23,198	22,647	22,953	23,113	23,113
Sulawesi Selatan	27,844	27,844	27,844	27,844	27,844	27,844
Sulawesi Tenggara	20,000	20,000	20,000	20,000	20,000	20,667
Gorontalo	21,322	21,322	15,991	15,230	15,230	16,921
Sulawesi Barat	20,670	21,130	21,218	20,145	20,145	19,697
Maluku	22,770	23,055	23,055	23,055	23,055	23,055
Maluku Utara	22,683	23,686	23,686	24,814	25,201	29,139
Papua Barat	26,553	25,963	29,603	29,603	28,123	27,721
Papua	37,540	37,540	42,501	43,386	43,386	43,386
Nasional	26,698	26,888	26,778	26,863	26,929	27,294

Lanjutan Tabel 1.21

Provinsi	Juli	Agustus	September	Oktober	November	Desember	Rata-rata
(1)	(8)	(9)	(10)	(11)	(12)	(13)	(14)
Aceh	29,871	31,496	32,371	31,292	31,292	31,292	30,874
Sumatera Utara	28,634	29,271	29,271	29,271	26,709	26,709	27,923
Sumatera Barat	33,444	30,711	30,711	30,711	32,246	33,398	30,861
Riau	30,395	30,657	31,941	31,941	32,723	32,723	31,231
Jambi	28,625	28,625	29,136	29,501	29,501	28,681	28,776
Sumatera Selatan	27,675	27,675	27,675	27,675	27,675	27,675	27,506
Bengkulu	30,432	29,852	29,852	34,435	35,255	34,374	31,863
Lampung	27,764	29,307	27,911	27,911	27,911	27,911	27,985
Kep. Bangka Belitung	38,265	38,812	42,645	42,031	45,525	45,387	40,125
Kepulauan Riau	22,835	22,103	23,056	21,623	20,502	20,502	21,834
Jawa Barat	27,787	28,524	29,577	29,247	29,845	29,921	28,031
Jawa Tengah	25,547	27,189	26,736	27,344	27,669	27,669	25,183
D. I. Yogyakarta	32,299	32,313	34,707	35,358	34,502	34,502	32,839
Jawa Timur	27,088	27,690	27,741	27,237	26,886	27,260	26,243
Banten	28,106	27,604	28,754	28,240	28,240	29,137	28,185
Bali	-	-	-	-	-	-	-
Nusa Tenggara Barat	25,732	28,591	28,591	28,591	27,638	27,638	26,181
Nusa Tenggara Timur	24,745	24,745	27,838	27,838	27,838	27,838	25,995
Kalimantan Barat	39,746	39,584	41,233	40,644	40,859	42,077	39,392
Kalimantan Tengah	23,299	24,162	24,162	22,436	26,712	23,944	23,500
Kalimantan Selatan	22,140	22,140	22,140	22,140	22,140	22,140	22,140
Kalimantan Timur	26,982	26,445	26,445	26,309	27,068	27,068	25,981
Sulawesi Utara	21,008	21,008	21,008	21,008	21,008	21,008	20,956
Sulawesi Tengah	23,113	23,883	23,883	24,361	23,918	29,180	23,880
Sulawesi Selatan	27,844	27,844	27,844	27,844	27,844	27,844	27,844
Sulawesi Tenggara	20,667	22,663	22,663	22,436	22,436	21,252	21,065
Gorontalo	15,230	15,230	15,230	15,230	15,230	15,230	16,450
Sulawesi Barat	19,697	19,697	19,697	19,697	19,697	20,427	20,160
Maluku	23,055	23,055	23,055	21,825	22,385	22,918	22,861
Maluku Utara	29,139	32,157	32,358	33,369	34,760	35,846	28,903
Papua Barat	30,961	35,864	32,950	33,146	33,461	34,838	30,732
Papua	43,386	44,833	46,968	44,793	45,726	46,573	43,335
Nasional	27,597	28,185	28,650	28,564	28,877	29,128	27,704

Tabel 1.22
Harga Konsumen Perdesaan Kelompok Bahan Makanan, 2010
Ikan Teri (Rp/Kg)

Provinsi	Januari	Februari	Maret	April	Mei	Juni
(1)	(2)	(3)	(4)	(5)	(6)	(7)
Aceh	15,955	16,486	16,486	16,163	16,193	16,193
Sumatera Utara	13,824	14,822	13,036	12,415	12,415	12,415
Sumatera Barat	22,942	22,942	23,319	22,923	22,809	23,002
Riau	21,500	21,500	21,978	21,978	21,978	21,978
Jambi	22,500	22,500	22,500	22,500	22,500	22,500
Sumatera Selatan	24,194	24,642	25,291	24,990	24,990	24,990
Bengkulu	17,412	15,671	15,671	16,324	16,324	16,324
Lampung	14,167	14,167	14,348	14,348	14,605	14,605
Kep. Bangka Belitung	12,813	12,904	11,798	11,798	11,166	11,565
Kepulauan Riau	20,533	21,074	21,074	21,074	21,074	21,074
Jawa Barat	15,151	15,191	15,507	15,655	15,655	15,878
Jawa Tengah	20,311	20,340	20,139	20,085	21,093	21,005
D. I. Yogyakarta	19,679	19,778	20,343	20,343	19,834	20,401
Jawa Timur	16,223	16,068	16,094	15,860	16,354	16,892
Banten	19,822	19,822	19,822	19,327	20,008	20,008
Bali	12,000	12,000	12,000	12,000	12,000	12,000
Nusa Tenggara Barat	18,334	17,915	20,304	21,142	21,142	24,856
Nusa Tenggara Timur	17,481	19,978	18,729	18,729	19,354	19,354
Kalimantan Barat	26,463	29,109	29,109	24,864	24,864	24,864
Kalimantan Tengah	13,812	13,812	13,812	13,812	13,812	13,812
Kalimantan Selatan	14,375	14,375	14,375	14,375	14,375	14,375
Kalimantan Timur	10,663	10,841	10,672	10,850	10,680	10,858
Sulawesi Utara	13,038	13,038	13,038	13,038	12,035	14,041
Sulawesi Tengah	11,905	12,302	12,199	12,972	13,134	13,134
Sulawesi Selatan	15,765	16,421	16,421	17,182	17,182	18,818
Sulawesi Tenggara	11,175	11,015	12,117	12,682	13,538	13,789
Gorontalo	12,516	11,910	15,653	19,419	23,303	33,961
Sulawesi Barat	13,000	13,000	12,133	12,133	12,133	11,900
Maluku	9,833	14,750	12,783	12,601	15,751	16,088
Maluku Utara	16,019	16,019	16,687	16,165	15,567	15,567
Papua Barat	18,000	20,520	21,161	23,983	23,983	25,482
Papua	13,000	13,000	13,000	13,130	13,130	12,380
Nasional	16,388	16,810	16,925	17,027	17,281	17,941

Lanjutan Tabel 1.22

Provinsi	Juli	Agustus	September	Oktober	November	Desember	Rata-rata
(1)	(8)	(9)	(10)	(11)	(12)	(13)	(14)
Aceh	16,493	17,253	18,211	16,911	16,691	17,049	16,674
Sumatera Utara	12,415	13,449	11,955	13,151	13,488	13,488	13,073
Sumatera Barat	24,415	24,568	24,270	24,426	24,793	25,324	23,811
Riau	22,436	22,436	22,436	22,436	22,436	22,436	22,127
Jambi	22,500	22,500	23,906	23,906	23,906	23,906	22,969
Sumatera Selatan	24,990	24,990	24,990	27,988	27,988	27,988	25,669
Bengkulu	17,579	17,579	17,579	19,337	19,337	20,411	17,462
Lampung	14,442	14,442	14,442	14,614	14,614	14,614	14,451
Kep. Bangka Belitung	11,565	12,556	13,498	13,048	13,048	14,446	12,517
Kepulauan Riau	21,074	21,074	21,074	21,074	21,074	21,074	21,029
Jawa Barat	16,865	16,865	15,526	15,914	16,213	16,753	15,931
Jawa Tengah	21,292	21,251	21,019	20,915	20,915	20,479	20,737
D. I. Yogyakarta	20,401	20,673	20,673	19,321	19,321	20,529	20,108
Jawa Timur	17,382	17,671	18,531	18,991	18,769	19,690	17,377
Banten	19,563	19,020	19,513	22,071	21,078	20,129	20,015
Bali	12,000	12,000	12,000	12,000	12,000	12,000	12,000
Nusa Tenggara Barat	24,856	26,928	26,928	26,928	26,554	26,554	23,537
Nusa Tenggara Timur	19,354	19,354	19,354	19,354	19,354	19,354	19,145
Kalimantan Barat	24,864	24,864	24,864	24,864	24,864	24,864	25,705
Kalimantan Tengah	13,812	13,812	13,812	13,812	13,812	13,812	13,812
Kalimantan Selatan	14,375	14,375	14,375	14,375	14,375	14,375	14,375
Kalimantan Timur	10,858	10,858	12,065	12,065	11,957	11,957	11,194
Sulawesi Utara	14,041	14,041	15,211	13,859	14,069	14,069	13,627
Sulawesi Tengah	13,900	13,900	13,947	13,203	12,763	13,401	13,063
Sulawesi Selatan	19,933	19,933	20,155	19,221	19,103	19,103	18,270
Sulawesi Tenggara	13,371	14,750	15,058	15,192	15,496	16,064	13,687
Gorontalo	27,574	26,466	27,138	30,907	31,145	35,352	24,612
Sulawesi Barat	10,908	10,908	10,908	10,908	10,908	10,908	11,646
Maluku	17,252	16,390	14,852	14,296	14,407	15,611	14,551
Maluku Utara	18,161	21,390	20,692	20,692	20,692	20,692	18,195
Papua Barat	25,482	23,783	23,783	23,783	23,783	23,783	23,127
Papua	13,618	13,618	14,752	13,933	14,513	15,804	13,656
Nasional	18,055	18,240	18,360	18,547	18,546	18,938	17,755

Tabel 1.23
Harga Konsumen Perdesaan Kelompok Bahan Makanan, 2010
Ikan Tongkol (Rp/Kg)

Provinsi	Januari	Februari	Maret	April	Mei	Juni
(1)	(2)	(3)	(4)	(5)	(6)	(7)
Aceh	22,471	22,241	22,835	22,066	22,097	22,975
Sumatera Utara	18,602	19,083	19,264	20,767	19,506	20,499
Sumatera Barat	22,143	22,038	22,009	20,612	20,386	20,641
Riau	21,143	21,143	20,600	20,457	19,873	20,457
Jambi	19,247	19,382	19,343	18,677	18,458	18,825
Sumatera Selatan	16,003	16,018	15,653	15,437	15,437	15,437
Bengkulu	16,858	17,033	16,678	15,770	15,652	16,360
Lampung	18,778	19,259	19,259	19,188	18,606	19,238
Kep. Bangka Belitung	17,013	17,835	16,993	17,141	17,902	17,480
Kepulauan Riau	12,759	13,238	12,559	14,116	13,310	13,864
Jawa Barat	19,970	20,525	22,023	22,154	22,752	22,325
Jawa Tengah	18,907	18,532	18,917	18,787	18,726	18,804
D. I. Yogyakarta	20,464	20,623	20,918	18,921	19,521	20,009
Jawa Timur	16,737	17,199	17,060	16,997	17,307	17,236
Banten	19,122	19,311	18,912	18,743	18,530	18,669
Bali	18,944	18,944	18,944	19,282	19,110	19,929
Nusa Tenggara Barat	20,829	18,138	20,254	21,520	22,174	22,867
Nusa Tenggara Timur	15,981	14,810	15,256	15,592	16,780	16,815
Kalimantan Barat	23,201	23,026	22,531	22,545	22,270	23,906
Kalimantan Tengah	18,750	18,750	18,819	19,054	20,602	20,831
Kalimantan Selatan	20,556	20,234	18,548	18,623	18,623	18,623
Kalimantan Timur	20,614	21,153	21,265	22,734	22,010	21,820
Sulawesi Utara	10,791	10,117	9,274	9,274	9,274	9,274
Sulawesi Tengah	13,871	14,523	14,523	14,120	14,120	13,943
Sulawesi Selatan	19,834	19,834	19,834	21,678	21,678	21,162
Sulawesi Tenggara	15,172	15,172	14,603	15,719	16,021	16,221
Gorontalo	10,641	13,349	11,210	9,685	9,147	11,697
Sulawesi Barat	12,315	13,499	11,999	12,585	12,585	13,145
Maluku	15,477	14,877	18,068	18,671	20,576	22,239
Maluku Utara	14,880	16,769	16,921	17,579	17,579	17,935
Papua Barat	22,500	22,734	22,734	22,734	22,734	22,280
Papua	41,250	43,828	47,846	47,846	47,846	47,846
Nasional	18,619	18,851	18,927	19,034	19,100	19,480

Lanjutan Tabel 1.23

Provinsi	Juli	Agustus	September	Oktober	November	Desember	Rata-rata
(1)	(8)	(9)	(10)	(11)	(12)	(13)	(14)
Aceh	22,252	23,672	25,645	25,325	25,114	28,485	23,765
Sumatera Utara	20,205	21,607	22,071	21,790	21,509	22,748	20,637
Sumatera Barat	21,358	21,501	22,120	22,357	22,014	22,576	21,646
Riau	21,272	21,272	20,832	22,799	22,971	22,971	21,316
Jambi	20,316	21,520	21,136	21,286	20,813	20,504	19,959
Sumatera Selatan	15,723	15,723	16,430	16,430	16,430	16,552	15,940
Bengkulu	17,115	17,814	18,746	18,260	18,736	19,230	17,354
Lampung	19,238	18,971	20,947	21,065	19,648	19,632	19,486
Kep. Bangka Belitung	17,505	18,818	19,696	18,891	19,546	19,464	18,190
Kepulauan Riau	15,405	13,615	15,398	15,398	14,600	14,860	14,094
Jawa Barat	22,473	22,720	23,449	23,317	23,840	24,253	22,483
Jawa Tengah	18,995	19,810	20,019	19,664	19,592	19,341	19,175
D. I. Yogyakarta	19,791	21,379	21,967	21,994	21,819	22,293	20,808
Jawa Timur	17,479	18,076	18,456	18,186	17,833	18,855	17,619
Banten	18,798	19,200	20,929	20,431	20,431	21,161	19,520
Bali	19,929	19,929	20,483	20,391	20,807	21,343	19,836
Nusa Tenggara Barat	22,867	22,641	23,168	22,827	24,729	25,234	22,271
Nusa Tenggara Timur	17,185	17,962	18,123	17,508	18,770	18,800	16,965
Kalimantan Barat	23,541	24,084	24,705	24,989	24,407	25,330	23,711
Kalimantan Tengah	21,042	21,555	23,111	21,509	20,124	20,753	20,408
Kalimantan Selatan	19,399	19,830	19,463	20,869	20,065	20,622	19,621
Kalimantan Timur	23,401	23,726	24,774	24,646	23,699	24,481	22,860
Sulawesi Utara	9,274	9,583	11,180	11,180	11,180	12,298	10,225
Sulawesi Tengah	14,203	14,651	14,315	14,668	14,961	15,387	14,440
Sulawesi Selatan	21,414	23,198	23,198	23,327	23,111	24,251	21,877
Sulawesi Tenggara	16,446	18,208	17,602	17,816	18,579	20,437	16,833
Gorontalo	12,672	12,672	12,735	13,372	12,764	13,403	11,946
Sulawesi Barat	13,027	13,606	13,984	13,626	11,665	12,924	12,913
Maluku	23,062	24,435	23,939	23,025	23,571	23,006	20,912
Maluku Utara	17,935	19,928	19,596	19,505	19,180	19,535	18,112
Papua Barat	22,280	23,765	23,765	23,765	23,765	26,141	23,267
Papua	47,846	47,846	59,807	56,069	56,069	54,200	49,858
Nasional	19,795	20,416	21,306	21,134	21,011	21,596	19,939

Tabel 1.24
Harga Konsumen Perdesaan Kelompok Bahan Makanan, 2010
Udang Laut (Rp/Kg)

Provinsi	Januari	Februari	Maret	April	Mei	Juni
(1)	(2)	(3)	(4)	(5)	(6)	(7)
Aceh	45,587	45,587	50,092	49,216	48,950	47,428
Sumatera Utara	46,029	48,598	48,517	50,007	51,422	50,955
Sumatera Barat	36,500	36,770	36,770	36,483	37,497	37,959
Riau	57,031	57,735	56,112	53,177	58,993	57,308
Jambi	39,630	40,070	41,108	41,999	41,999	43,165
Sumatera Selatan	62,000	62,000	62,000	62,000	62,000	60,063
Bengkulu	40,346	38,329	38,329	35,454	37,818	37,818
Lampung	39,719	39,719	39,719	39,151	39,151	39,745
Kep. Bangka Belitung	39,434	41,152	40,382	40,486	41,108	41,899
Kepulauan Riau	45,441	44,064	41,310	43,376	40,278	40,278
Jawa Barat	36,345	35,665	36,233	36,994	36,481	37,134
Jawa Tengah	30,010	29,714	29,642	29,221	29,343	29,371
D. I. Yogyakarta	40,847	40,458	39,491	39,871	41,034	43,379
Jawa Timur	32,265	32,190	32,004	31,719	33,439	34,025
Banten	29,705	32,254	32,469	32,469	32,624	32,501
Bali	34,570	33,706	33,706	34,043	34,043	34,043
Nusa Tenggara Barat	40,000	38,877	39,136	39,351	39,089	39,089
Nusa Tenggara Timur	25,878	26,956	26,956	26,956	26,956	26,956
Kalimantan Barat	27,804	28,238	29,055	28,822	31,044	30,759
Kalimantan Tengah	32,882	32,090	31,645	31,645	30,640	30,993
Kalimantan Selatan	21,175	20,954	21,148	21,148	23,968	23,968
Kalimantan Timur	57,471	62,819	59,372	65,815	64,191	63,121
Sulawesi Utara	30,160	30,160	30,160	30,160	30,160	30,160
Sulawesi Tengah	30,410	29,007	28,201	29,141	29,141	29,141
Sulawesi Selatan	26,984	27,655	28,346	29,941	29,941	30,190
Sulawesi Tenggara	30,028	31,717	31,717	31,717	31,717	32,378
Gorontalo	30,250	34,571	34,571	34,571	30,250	30,250
Sulawesi Barat	30,359	32,383	33,154	33,154	38,788	38,788
Maluku	49,390	49,390	48,600	47,715	47,715	51,691
Maluku Utara	50,000	50,000	57,143	57,143	59,329	59,329
Papua Barat	41,500	38,906	39,717	39,717	48,322	50,738
Papua	49,450	48,331	50,446	50,446	52,754	48,094
Nasional	38,412	38,752	38,977	39,160	40,006	40,085

Lanjutan Tabel 1.24

Provinsi	Juli	Agustus	September	Oktober	November	Desember	Rata-rata
(1)	(8)	(9)	(10)	(11)	(12)	(13)	(14)
Aceh	47,777	51,180	51,895	51,500	52,819	53,672	49,642
Sumatera Utara	51,624	51,917	53,823	52,060	55,992	56,074	51,418
Sumatera Barat	38,849	37,184	39,939	42,435	41,772	43,512	38,806
Riau	58,598	61,737	60,083	60,083	59,683	59,683	58,352
Jambi	41,007	41,007	47,415	47,415	49,578	48,545	43,578
Sumatera Selatan	60,063	60,063	60,063	62,899	62,899	69,189	62,103
Bengkulu	37,818	37,818	37,818	39,331	39,331	39,331	38,295
Lampung	39,745	39,745	39,745	39,745	39,745	39,745	39,639
Kep. Bangka Belitung	40,287	41,798	44,331	43,320	45,291	47,426	42,243
Kepulauan Riau	40,278	40,278	40,278	40,278	37,104	37,104	40,839
Jawa Barat	38,181	37,977	39,850	40,439	41,363	41,746	38,201
Jawa Tengah	30,686	32,627	33,417	33,410	33,410	33,410	31,188
D. I. Yogyakarta	46,182	46,127	48,156	46,581	46,581	46,813	43,793
Jawa Timur	35,459	37,323	37,076	35,428	35,412	36,732	34,422
Banten	32,194	34,673	34,719	34,656	34,394	36,079	33,228
Bali	34,043	34,309	35,521	35,521	35,925	35,925	34,613
Nusa Tenggara Barat	40,175	39,776	44,275	43,010	43,010	43,440	40,769
Nusa Tenggara Timur	26,956	26,956	26,956	26,956	26,956	26,956	26,866
Kalimantan Barat	30,888	32,408	32,610	32,571	33,203	33,800	30,933
Kalimantan Tengah	33,289	33,818	34,118	33,199	32,000	33,290	32,467
Kalimantan Selatan	23,968	23,968	23,968	26,059	25,501	26,594	23,535
Kalimantan Timur	66,879	66,324	70,847	71,636	72,642	72,121	66,103
Sulawesi Utara	30,160	30,160	30,160	30,160	30,160	30,160	30,160
Sulawesi Tengah	29,141	29,788	29,204	32,977	34,076	35,496	30,477
Sulawesi Selatan	31,802	32,824	33,209	33,209	32,985	33,456	30,879
Sulawesi Tenggara	34,392	37,471	40,509	37,946	36,591	35,447	34,302
Gorontalo	30,250	34,571	34,571	34,571	34,571	30,250	32,771
Sulawesi Barat	38,788	38,788	38,788	38,788	38,788	38,788	36,612
Maluku	51,691	51,691	51,691	52,587	52,587	52,587	50,611
Maluku Utara	60,389	61,347	63,100	63,100	67,607	67,607	59,675
Papua Barat	52,852	55,054	55,054	55,054	55,054	63,706	49,640
Papua	48,094	55,079	56,800	55,989	52,239	48,741	51,372
Nasional	40,703	41,743	42,812	42,903	43,102	43,669	40,860

Tabel 1.25
Harga Konsumen Perdesaan Kelompok Bahan Makanan, 2010
Ikan Tembang (Rp/Kg)

Provinsi	Januari	Februari	Maret	April	Mei	Juni
(1)	(2)	(3)	(4)	(5)	(6)	(7)
Aceh	-	-	-	-	-	-
Sumatera Utara	-	-	-	-	-	-
Sumatera Barat	-	-	-	-	-	-
Riau	-	-	-	-	-	-
Jambi	-	-	-	-	-	-
Sumatera Selatan	-	-	-	-	-	-
Bengkulu	-	-	-	-	-	-
Lampung	-	-	-	-	-	-
Kep. Bangka Belitung	15,872	15,872	15,872	15,872	15,872	15,872
Kepulauan Riau	-	-	-	-	-	-
Jawa Barat	7,071	7,071	7,661	8,427	8,427	8,427
Jawa Tengah	-	-	-	-	-	-
D. I. Yogyakarta	-	-	-	-	-	-
Jawa Timur	-	-	-	-	-	-
Banten	15,571	15,060	15,060	15,195	15,195	15,068
Bali	-	-	-	-	-	-
Nusa Tenggara Barat	18,000	19,500	20,367	20,367	20,367	22,403
Nusa Tenggara Timur	17,194	16,569	17,062	20,222	20,559	20,131
Kalimantan Barat	-	-	-	-	-	-
Kalimantan Tengah	-	-	-	-	-	-
Kalimantan Selatan	-	-	-	-	-	-
Kalimantan Timur	14,289	14,289	15,437	14,408	15,566	15,566
Sulawesi Utara	-	-	-	-	-	-
Sulawesi Tengah	10,657	10,657	10,361	10,908	10,908	10,908
Sulawesi Selatan	13,319	12,394	12,050	12,427	12,427	12,427
Sulawesi Tenggara	8,944	9,131	9,338	9,585	9,564	9,707
Gorontalo	-	-	-	-	-	-
Sulawesi Barat	7,787	8,786	8,658	8,427	9,305	9,367
Maluku	16,500	16,500	16,500	16,500	24,750	24,750
Maluku Utara	13,452	13,527	14,974	12,728	11,667	11,667
Papua Barat	15,000	15,000	15,000	20,000	20,000	20,000
Papua	-	-	-	-	-	-
Nasional	13,358	13,412	13,719	14,236	14,970	15,099

Lanjutan Tabel 1.25

Provinsi	Juli	Agustus	September	Oktober	November	Desember	Rata-rata
(1)	(8)	(9)	(10)	(11)	(12)	(13)	(14)
Aceh	-	-	-	-	-	-	-
Sumatera Utara	-	-	-	-	-	-	-
Sumatera Barat	-	-	-	-	-	-	-
Riau	-	-	-	-	-	-	-
Jambi	-	-	-	-	-	-	-
Sumatera Selatan	-	-	-	-	-	-	-
Bengkulu	-	-	-	-	-	-	-
Lampung	-	-	-	-	-	-	-
Kep. Bangka Belitung	15,872	15,872	15,872	16,930	16,930	16,930	16,137
Kepulauan Riau	-	-	-	-	-	-	-
Jawa Barat	8,427	8,427	8,427	8,427	8,026	8,026	8,070
Jawa Tengah	-	-	-	-	-	-	-
D. I. Yogyakarta	-	-	-	-	-	-	-
Jawa Timur	-	-	-	-	-	-	-
Banten	15,068	15,068	15,001	15,001	15,532	15,985	15,234
Bali	-	-	-	-	-	-	-
Nusa Tenggara Barat	25,204	29,404	33,080	33,080	49,620	43,417	27,901
Nusa Tenggara Timur	19,811	20,005	19,827	19,765	19,582	19,918	19,220
Kalimantan Barat	-	-	-	-	-	-	-
Kalimantan Tengah	-	-	-	-	-	-	-
Kalimantan Selatan	-	-	-	-	-	-	-
Kalimantan Timur	16,811	16,811	16,811	22,415	22,415	22,415	17,269
Sulawesi Utara	-	-	-	-	-	-	-
Sulawesi Tengah	10,908	10,908	10,908	11,120	11,120	11,120	10,874
Sulawesi Selatan	12,285	12,627	13,337	12,259	12,392	12,882	12,569
Sulawesi Tenggara	9,620	11,223	10,574	10,494	11,490	11,894	10,130
Gorontalo	-	-	-	-	-	-	-
Sulawesi Barat	10,812	11,172	11,372	10,993	10,781	11,231	9,891
Maluku	30,938	25,781	20,943	19,691	16,730	16,730	20,526
Maluku Utara	12,640	15,800	15,632	15,980	15,980	15,980	14,169
Papua Barat	20,000	20,000	20,000	20,000	20,000	20,000	18,750
Papua	-	-	-	-	-	-	-
Nasional	16,030	16,392	16,291	16,627	17,738	17,425	15,442

Tabel 1.26
Harga Konsumen Perdesaan Kelompok Bahan Makanan, 2010
Ikan Layang (Rp/Kg)

Provinsi	Januari	Februari	Maret	April	Mei	Juni
(1)	(2)	(3)	(4)	(5)	(6)	(7)
Aceh	19,000	19,000	19,000	19,000	19,000	19,000
Sumatera Utara	-	-	-	-	-	-
Sumatera Barat	-	-	-	-	-	-
Riau	-	-	-	-	-	-
Jambi	18,500	18,500	18,500	18,500	18,500	18,500
Sumatera Selatan	18,000	18,000	18,000	18,000	18,000	18,000
Bengkulu	-	-	-	-	-	-
Lampung	16,000	16,762	16,762	16,762	16,762	16,762
Kep. Bangka Belitung	19,000	17,417	17,417	17,417	17,417	17,417
Kepulauan Riau	-	-	-	-	-	-
Jawa Barat	14,000	14,000	13,689	13,689	13,689	14,667
Jawa Tengah	11,750	11,404	9,504	9,504	9,504	9,504
D. I. Yogyakarta	18,000	18,000	18,000	18,000	18,000	18,000
Jawa Timur	10,629	11,156	11,442	10,998	10,927	11,480
Banten	17,000	16,150	16,150	15,393	15,985	15,985
Bali	14,000	14,000	14,000	14,000	14,000	13,000
Nusa Tenggara Barat	14,000	14,000	11,375	14,219	16,589	16,589
Nusa Tenggara Timur	25,889	24,811	24,102	24,467	25,187	25,536
Kalimantan Barat	24,500	24,500	24,850	24,850	24,850	24,514
Kalimantan Tengah	16,000	18,000	18,000	18,800	19,136	19,774
Kalimantan Selatan	21,778	21,778	21,778	21,778	21,778	21,778
Kalimantan Timur	16,844	19,185	18,106	19,424	20,827	21,144
Sulawesi Utara	10,000	10,000	10,000	10,000	10,000	10,000
Sulawesi Tengah	14,646	14,375	14,907	14,162	13,990	13,990
Sulawesi Selatan	17,095	16,996	16,918	18,012	18,125	18,246
Sulawesi Tenggara	15,147	15,309	17,160	16,074	16,754	17,424
Gorontalo	14,517	15,066	14,268	16,924	16,746	17,579
Sulawesi Barat	14,492	16,080	17,165	16,301	17,459	17,516
Maluku	16,631	15,800	15,648	18,169	19,085	18,706
Maluku Utara	25,000	25,000	25,000	25,000	25,000	25,000
Papua Barat	-	-	-	-	-	-
Papua	0	0	0	0	0	0
Nasional	16,247	16,357	16,221	16,517	16,820	16,927

Lanjutan Tabel 1.26

Provinsi	Juli	Agustus	September	Oktober	November	Desember	Rata-rata
(1)	(8)	(9)	(10)	(11)	(12)	(13)	(14)
Aceh	19,000	21,111	21,111	21,111	21,111	21,111	19,880
Sumatera Utara	-	-	-	-	-	-	-
Sumatera Barat	-	-	-	-	-	-	-
Riau	-	-	-	-	-	-	-
Jambi	18,500	18,500	18,500	18,500	18,500	18,500	18,500
Sumatera Selatan	18,000	18,000	18,000	18,000	18,000	18,000	18,000
Bengkulu	-	-	-	-	-	-	-
Lampung	16,762	17,905	17,905	16,786	16,786	16,786	16,895
Kep. Bangka Belitung	17,417	17,417	17,417	17,417	17,417	17,417	17,549
Kepulauan Riau	-	-	-	-	-	-	-
Jawa Barat	14,667	14,667	14,667	13,704	14,316	14,555	14,192
Jawa Tengah	9,504	9,504	11,880	10,692	10,692	10,692	10,344
D. I. Yogyakarta	18,000	20,000	20,000	20,000	20,000	20,000	18,833
Jawa Timur	12,665	12,632	12,928	12,645	12,930	14,025	12,038
Banten	15,452	15,573	16,767	16,395	16,053	17,725	16,219
Bali	13,000	13,000	14,000	14,000	13,000	13,000	13,583
Nusa Tenggara Barat	16,589	16,589	19,353	17,203	17,203	20,070	16,148
Nusa Tenggara Timur	26,572	27,236	27,560	26,599	25,601	25,255	25,735
Kalimantan Barat	24,864	24,864	24,864	24,864	24,528	24,996	24,754
Kalimantan Tengah	21,809	20,446	20,446	19,310	19,632	20,041	19,283
Kalimantan Selatan	21,778	21,778	21,778	21,778	21,778	21,778	21,778
Kalimantan Timur	20,555	21,223	21,352	20,742	21,014	20,934	20,113
Sulawesi Utara	10,000	10,000	10,000	10,000	10,000	10,000	10,000
Sulawesi Tengah	14,353	15,150	15,150	14,485	14,082	14,343	14,470
Sulawesi Selatan	18,376	18,893	19,332	18,191	18,048	19,183	18,118
Sulawesi Tenggara	17,201	19,112	17,254	15,940	16,678	16,940	16,749
Gorontalo	20,194	22,698	27,089	25,468	25,743	27,789	20,340
Sulawesi Barat	16,119	19,041	19,887	19,129	19,184	20,149	17,710
Maluku	16,945	17,338	17,681	18,083	18,476	17,860	17,535
Maluku Utara	25,000	25,000	25,000	25,000	25,000	25,000	25,000
Papua Barat	-	-	-	-	-	-	-
Papua	0	0	0	0	0	0	0
Nasional	17,051	17,603	18,074	17,540	17,530	17,929	17,068

Tabel 1.27
Harga Konsumen Perdesaan Kelompok Bahan Makanan, 2010
Ikan Kakap (Rp/Kg)

Provinsi	Januari	Februari	Maret	April	Mei	Juni
(1)	(2)	(3)	(4)	(5)	(6)	(7)
Aceh	32,742	32,742	32,531	31,652	30,019	30,019
Sumatera Utara	29,900	28,994	28,994	28,994	28,994	28,994
Sumatera Barat	25,643	25,643	25,643	25,643	24,789	24,789
Riau	40,762	41,864	40,817	41,789	42,918	41,845
Jambi	-	-	-	-	-	-
Sumatera Selatan	40,000	40,000	40,000	41,667	41,667	41,667
Bengkulu	27,652	27,652	27,652	28,205	28,205	33,690
Lampung	30,000	30,000	31,000	31,000	31,000	29,062
Kep. Bangka Belitung	44,064	43,114	42,003	42,186	42,928	41,778
Kepulauan Riau	30,000	30,000	27,237	29,148	27,808	28,920
Jawa Barat	31,058	30,572	32,271	32,629	31,076	34,109
Jawa Tengah	23,052	22,853	22,832	22,820	22,653	22,855
D. I. Yogyakarta	21,203	20,355	21,712	22,254	22,254	21,513
Jawa Timur	21,802	22,092	23,565	24,179	23,927	23,836
Banten	32,941	32,941	32,941	35,137	35,137	35,137
Bali	-	-	-	-	-	-
Nusa Tenggara Barat	22,500	18,563	19,514	20,382	20,382	20,382
Nusa Tenggara Timur	28,125	28,125	25,313	25,313	25,313	25,313
Kalimantan Barat	31,111	31,802	32,189	31,356	30,938	32,625
Kalimantan Tengah	26,919	26,919	26,919	25,696	25,696	25,696
Kalimantan Selatan	28,469	28,469	28,469	28,469	28,469	28,469
Kalimantan Timur	37,753	37,933	39,872	40,803	39,852	40,649
Sulawesi Utara	22,500	22,500	22,500	22,500	22,500	22,500
Sulawesi Tengah	23,125	23,125	23,125	23,125	23,125	23,125
Sulawesi Selatan	22,500	22,500	22,500	25,000	25,000	25,000
Sulawesi Tenggara	21,500	20,306	20,306	21,208	21,208	21,208
Gorontalo	23,125	23,125	23,125	23,125	18,500	23,125
Sulawesi Barat	21,000	21,000	21,000	21,000	21,618	21,017
Maluku	21,066	21,066	22,520	23,324	24,218	25,802
Maluku Utara	20,586	21,762	21,762	22,125	22,410	23,785
Papua Barat	34,411	40,089	36,258	35,805	35,805	35,805
Papua	27,143	25,635	27,344	27,344	28,863	27,489
Nasional	28,088	28,058	28,064	28,463	28,242	28,673

Lanjutan Tabel 1.27

Provinsi	Juli	Agustus	September	Oktober	November	Desember	Rata-rata
(1)	(8)	(9)	(10)	(11)	(12)	(13)	(14)
Aceh	30,619	33,054	33,369	33,369	33,170	33,486	32,231
Sumatera Utara	29,960	29,960	29,960	29,960	24,967	24,967	28,720
Sumatera Barat	30,297	30,297	30,297	30,297	29,132	23,791	27,188
Riau	46,495	41,782	41,782	42,578	42,578	42,578	42,316
Jambi	-	-	-	-	-	-	-
Sumatera Selatan	41,667	41,667	41,667	41,667	41,667	41,667	41,250
Bengkulu	36,281	36,281	36,281	42,328	42,328	42,328	34,074
Lampung	30,516	31,440	31,440	31,440	31,440	31,440	30,815
Kep. Bangka Belitung	41,778	45,492	44,680	43,970	45,934	46,574	43,708
Kepulauan Riau	29,609	27,964	29,082	28,044	27,296	27,296	28,534
Jawa Barat	36,004	36,004	32,004	30,594	33,913	34,056	32,858
Jawa Tengah	22,855	23,996	24,996	24,547	24,021	24,321	23,483
D. I. Yogyakarta	22,373	23,367	22,518	22,275	21,996	21,996	21,985
Jawa Timur	23,386	25,702	27,062	24,490	24,437	24,502	24,082
Banten	35,137	35,137	43,922	43,922	43,922	38,431	37,059
Bali	-	-	-	-	-	-	-
Nusa Tenggara Barat	20,382	20,382	20,382	20,382	20,382	20,382	20,334
Nusa Tenggara Timur	25,313	25,313	25,313	25,313	33,750	33,750	27,187
Kalimantan Barat	32,441	32,441	33,599	33,599	33,941	33,941	32,499
Kalimantan Tengah	25,696	28,265	23,554	23,554	26,499	26,499	25,993
Kalimantan Selatan	28,469	28,469	28,469	28,469	28,469	28,469	28,469
Kalimantan Timur	42,654	42,411	44,161	44,196	44,196	44,225	41,559
Sulawesi Utara	22,500	22,500	22,500	22,500	22,500	22,500	22,500
Sulawesi Tengah	23,125	23,433	23,433	24,285	24,285	24,285	23,467
Sulawesi Selatan	25,000	25,000	30,000	30,000	30,000	30,000	26,042
Sulawesi Tenggara	21,208	23,564	23,564	23,564	23,564	23,795	22,083
Gorontalo	23,125	23,125	30,833	30,833	30,833	38,542	25,951
Sulawesi Barat	21,017	21,635	22,236	22,236	21,045	21,599	21,367
Maluku	27,276	26,329	26,756	23,940	23,339	22,417	24,004
Maluku Utara	23,785	25,965	28,489	27,540	27,122	27,122	24,371
Papua Barat	35,805	35,805	35,805	35,805	35,805	36,998	36,183
Papua	27,489	27,489	29,207	27,746	27,746	27,746	27,603
Nasional	29,409	29,809	30,579	30,448	30,676	30,657	29,264

Tabel 1.28
Harga Konsumen Perdesaan Kelompok Bahan Makanan, 2010
Kerang (Rp/Kg)

Provinsi	Januari	Februari	Maret	April	Mei	Juni
(1)	(2)	(3)	(4)	(5)	(6)	(7)
Aceh	6,000	6,000	6,000	6,000	6,000	12,000
Sumatera Utara	6,453	6,654	7,439	7,651	7,753	7,753
Sumatera Barat	-	-	-	-	-	-
Riau	11,100	11,100	10,504	10,504	10,504	10,329
Jambi	8,000	8,000	8,000	8,000	8,000	8,000
Sumatera Selatan	12,500	12,708	12,708	12,708	12,708	12,200
Bengkulu	-	-	-	-	-	-
Lampung	10,694	10,694	10,694	10,694	10,694	10,694
Kep. Bangka Belitung	8,595	8,504	9,078	9,523	8,917	8,917
Kepulauan Riau	9,500	9,500	10,503	10,503	10,503	10,503
Jawa Barat	8,625	9,056	8,805	8,805	8,805	8,805
Jawa Tengah	13,300	13,300	13,023	13,590	13,590	13,590
D. I. Yogyakarta	13,650	13,650	13,650	13,650	13,650	13,650
Jawa Timur	13,451	13,723	13,105	13,682	13,591	13,508
Banten	-	-	-	-	-	-
Bali	-	-	-	-	-	-
Nusa Tenggara Barat	-	-	-	-	-	-
Nusa Tenggara Timur	-	-	-	-	-	-
Kalimantan Barat	17,231	17,231	17,231	17,231	17,231	17,039
Kalimantan Tengah	8,000	8,000	8,000	8,000	8,167	8,167
Kalimantan Selatan	-	-	-	-	-	-
Kalimantan Timur	15,806	16,528	16,528	16,421	16,421	16,719
Sulawesi Utara	-	-	-	-	-	-
Sulawesi Tengah	8,727	8,727	8,727	8,727	8,727	8,727
Sulawesi Selatan	-	-	-	-	-	-
Sulawesi Tenggara	8,500	8,500	8,500	8,500	8,500	8,500
Gorontalo	-	-	-	-	-	-
Sulawesi Barat	11,000	11,000	11,000	11,000	11,000	11,000
Maluku	21,333	21,333	42,667	42,667	64,000	64,000
Maluku Utara	-	-	-	-	-	-
Papua Barat	-	-	-	-	-	-
Papua	-	-	-	-	-	-
Nasional	11,182	11,274	12,430	12,519	13,619	13,900

Lanjutan Tabel 1.28

Provinsi	Juli	Agustus	September	Oktober	November	Desember	Rata-rata
(1)	(8)	(9)	(10)	(11)	(12)	(13)	(14)
Aceh	12,000	12,000	12,000	12,000	12,000	12,000	9,500
Sumatera Utara	7,753	7,753	8,528	8,706	8,525	8,472	7,787
Sumatera Barat	-	-	-	-	-	-	-
Riau	10,948	10,948	11,029	11,249	11,542	11,157	10,910
Jambi	8,000	8,000	8,000	8,000	8,000	8,000	8,000
Sumatera Selatan	12,810	12,810	12,810	12,810	12,810	12,810	12,699
Bengkulu	-	-	-	-	-	-	-
Lampung	10,694	10,694	10,694	10,694	10,694	10,694	10,694
Kep. Bangka Belitung	9,079	9,079	9,079	9,877	10,236	10,430	9,276
Kepulauan Riau	12,508	12,508	12,508	13,510	13,510	14,178	11,644
Jawa Barat	8,805	8,805	9,041	9,041	9,328	9,225	8,929
Jawa Tengah	14,897	14,897	14,897	14,897	14,345	14,345	14,056
D. I. Yogyakarta	13,650	16,132	16,132	14,519	14,519	14,519	14,281
Jawa Timur	13,640	13,794	13,647	12,597	12,597	12,690	13,335
Banten	-	-	-	-	-	-	-
Bali	-	-	-	-	-	-	-
Nusa Tenggara Barat	-	-	-	-	-	-	-
Nusa Tenggara Timur	-	-	-	-	-	-	-
Kalimantan Barat	17,235	17,235	17,235	17,235	17,235	17,235	17,217
Kalimantan Tengah	8,167	8,167	8,167	8,167	8,167	8,167	8,111
Kalimantan Selatan	-	-	-	-	-	-	-
Kalimantan Timur	18,810	18,799	19,321	19,321	19,123	19,123	17,743
Sulawesi Utara	-	-	-	-	-	-	-
Sulawesi Tengah	8,727	8,727	8,727	8,727	8,727	8,727	8,727
Sulawesi Selatan	-	-	-	-	-	-	-
Sulawesi Tenggara	8,500	8,500	8,500	8,500	8,500	8,500	8,500
Gorontalo	-	-	-	-	-	-	-
Sulawesi Barat	11,000	11,000	11,000	11,000	11,000	11,000	11,000
Maluku	64,000	64,000	68,096	71,061	71,061	71,061	55,440
Maluku Utara	-	-	-	-	-	-	-
Papua Barat	-	-	-	-	-	-	-
Papua	-	-	-	-	-	-	-
Nasional	14,275	14,413	14,706	14,837	14,838	14,860	13,571

Tabel 1.29
Harga Konsumen Perdesaan Kelompok Bahan Makanan, 2010
Ikan Ketamba (Rp/Kg)

Provinsi	Januari	Februari	Maret	April	Mei	Juni
(1)	(2)	(3)	(4)	(5)	(6)	(7)
Aceh	-	-	-	-	-	-
Sumatera Utara	-	-	-	-	-	-
Sumatera Barat	-	-	-	-	-	-
Riau	-	-	-	-	-	-
Jambi	-	-	-	-	-	-
Sumatera Selatan	-	-	-	-	-	-
Bengkulu	-	-	-	-	-	-
Lampung	-	-	-	-	-	-
Kep. Bangka Belitung	21,961	20,863	20,029	19,227	16,984	16,984
Kepulauan Riau	-	-	-	-	-	-
Jawa Barat	-	-	-	-	-	-
Jawa Tengah	-	-	-	-	-	-
D. I. Yogyakarta	-	-	-	-	-	-
Jawa Timur	18,150	18,150	18,150	18,563	18,563	18,563
Banten	-	-	-	-	-	-
Bali	-	-	-	-	-	-
Nusa Tenggara Barat	29,990	29,990	29,990	29,990	29,990	29,990
Nusa Tenggara Timur	20,000	20,000	20,000	20,000	20,000	20,000
Kalimantan Barat	20,368	20,368	20,368	20,368	20,368	20,368
Kalimantan Tengah	-	-	-	-	-	-
Kalimantan Selatan	-	-	-	-	-	-
Kalimantan Timur	14,857	15,476	18,651	19,983	19,983	22,647
Sulawesi Utara	-	-	-	-	-	-
Sulawesi Tengah	19,385	19,457	19,744	19,138	19,489	19,893
Sulawesi Selatan	22,829	22,596	23,134	23,749	23,749	26,388
Sulawesi Tenggara	19,166	19,464	19,110	19,433	18,559	19,367
Gorontalo	-	-	-	-	-	-
Sulawesi Barat	29,992	29,992	29,992	29,992	29,992	29,992
Maluku	-	-	-	-	-	-
Maluku Utara	-	-	-	-	-	-
Papua Barat	-	-	-	-	-	-
Papua	-	-	-	-	-	-
Nasional	21,670	21,636	21,917	22,044	21,768	22,419

Lanjutan Tabel 1.29

Provinsi	Juli	Agustus	September	Oktober	November	Desember	Rata-rata
(1)	(8)	(9)	(10)	(11)	(12)	(13)	(14)
Aceh	-	-	-	-	-	-	-
Sumatera Utara	-	-	-	-	-	-	-
Sumatera Barat	-	-	-	-	-	-	-
Riau	-	-	-	-	-	-	-
Jambi	-	-	-	-	-	-	-
Sumatera Selatan	-	-	-	-	-	-	-
Bengkulu	-	-	-	-	-	-	-
Lampung	-	-	-	-	-	-	-
Kep. Bangka Belitung	17,833	17,833	17,833	18,948	18,948	22,106	19,129
Kepulauan Riau	-	-	-	-	-	-	-
Jawa Barat	-	-	-	-	-	-	-
Jawa Tengah	-	-	-	-	-	-	-
D. I. Yogyakarta	-	-	-	-	-	-	-
Jawa Timur	18,563	18,563	18,563	14,438	14,438	14,438	17,428
Banten	-	-	-	-	-	-	-
Bali	-	-	-	-	-	-	-
Nusa Tenggara Barat	29,990	29,990	29,990	29,990	29,990	29,990	29,990
Nusa Tenggara Timur	20,000	20,000	20,000	20,000	20,000	20,000	20,000
Kalimantan Barat	20,368	20,368	20,368	20,368	20,368	20,368	20,368
Kalimantan Tengah	-	-	-	-	-	-	-
Kalimantan Selatan	-	-	-	-	-	-	-
Kalimantan Timur	22,647	23,980	24,400	22,774	22,299	22,299	20,833
Sulawesi Utara	-	-	-	-	-	-	-
Sulawesi Tengah	20,366	20,825	20,696	20,973	20,713	21,030	20,142
Sulawesi Selatan	25,525	25,276	26,177	24,363	24,131	24,131	24,337
Sulawesi Tenggara	19,367	19,475	20,760	21,065	20,175	20,175	19,676
Gorontalo	-	-	-	-	-	-	-
Sulawesi Barat	29,437	29,437	31,168	31,168	30,129	31,245	30,211
Maluku	-	-	-	-	-	-	-
Maluku Utara	-	-	-	-	-	-	-
Papua Barat	-	-	-	-	-	-	-
Papua	-	-	-	-	-	-	-
Nasional	22,410	22,575	22,996	22,409	22,119	22,578	22,212

Tabel 1.30
Harga Konsumen Perdesaan Kelompok Bahan Makanan, 2010
Ikan Baronang (Rp/Kg)

Provinsi	Januari	Februari	Maret	April	Mei	Juni
(1)	(2)	(3)	(4)	(5)	(6)	(7)
Aceh	-	-	-	-	-	-
Sumatera Utara	-	-	-	-	-	-
Sumatera Barat	-	-	-	-	-	-
Riau	17,000	17,000	17,000	17,000	17,000	17,000
Jambi	30,000	22,000	30,000	30,000	30,000	30,000
Sumatera Selatan	-	-	-	-	-	-
Bengkulu	-	-	-	-	-	-
Lampung	-	-	-	-	-	-
Kep. Bangka Belitung	22,500	22,500	22,500	22,500	22,500	22,500
Kepulauan Riau	-	-	-	-	-	-
Jawa Barat	-	-	-	-	-	-
Jawa Tengah	-	-	-	-	-	-
D. I. Yogyakarta	17,550	17,550	17,550	17,550	17,550	17,550
Jawa Timur	18,468	18,468	18,468	18,468	18,468	18,468
Banten	20,000	20,000	20,000	20,000	20,000	20,000
Bali	19,667	19,667	19,667	19,667	19,667	19,667
Nusa Tenggara Barat	20,000	15,000	17,000	15,000	15,000	15,000
Nusa Tenggara Timur	25,000	25,000	25,000	20,000	20,000	20,000
Kalimantan Barat	20,000	20,000	20,000	20,000	20,000	20,000
Kalimantan Tengah	-	-	-	-	-	-
Kalimantan Selatan	-	-	-	-	-	-
Kalimantan Timur	31,333	31,333	36,294	35,690	36,316	36,316
Sulawesi Utara	25,000	25,000	25,000	25,000	25,000	25,000
Sulawesi Tengah	19,558	19,455	19,545	19,786	19,874	20,150
Sulawesi Selatan	23,831	23,831	23,831	24,914	24,914	24,914
Sulawesi Tenggara	26,404	28,007	27,810	25,824	27,053	27,367
Gorontalo	17,120	15,065	14,380	15,408	16,692	16,692
Sulawesi Barat	24,289	25,908	25,908	25,908	25,908	25,908
Maluku	22,466	24,962	27,458	27,341	27,341	30,379
Maluku Utara	16,673	17,863	16,747	16,747	16,747	16,747
Papua Barat	30,000	31,875	21,250	21,250	21,250	21,250
Papua	44,000	44,000	44,000	44,000	44,000	44,000
Nasional	23,374	23,071	23,305	22,955	23,109	23,281

Lanjutan Tabel 1.30

Provinsi	Juli	Agustus	September	Oktober	November	Desember	Rata-rata
(1)	(8)	(9)	(10)	(11)	(12)	(13)	(14)
Aceh	-	-	-	-	-	-	-
Sumatera Utara	-	-	-	-	-	-	-
Sumatera Barat	-	-	-	-	-	-	-
Riau	18,000	18,000	18,000	17,000	17,000	17,000	17,250
Jambi	30,000	30,000	30,000	30,000	30,000	30,000	29,333
Sumatera Selatan	-	-	-	-	-	-	-
Bengkulu	-	-	-	-	-	-	-
Lampung	-	-	-	-	-	-	-
Kep. Bangka Belitung	22,500	22,500	22,500	22,500	22,500	22,500	22,500
Kepulauan Riau	-	-	-	-	-	-	-
Jawa Barat	-	-	-	-	-	-	-
Jawa Tengah	-	-	-	-	-	-	-
D. I. Yogyakarta	17,550	18,720	18,720	18,720	18,720	18,720	18,037
Jawa Timur	18,468	18,468	18,468	16,622	16,622	16,622	18,007
Banten	20,000	20,000	20,000	20,000	20,000	20,000	20,000
Bali	19,667	19,667	23,600	23,600	23,600	23,600	20,978
Nusa Tenggara Barat	15,000	15,000	26,250	26,250	39,375	39,375	21,521
Nusa Tenggara Timur	20,000	20,000	20,000	20,000	20,000	20,000	21,250
Kalimantan Barat	20,000	20,000	20,000	20,000	20,000	20,000	20,000
Kalimantan Tengah	-	-	-	-	-	-	-
Kalimantan Selatan	-	-	-	-	-	-	-
Kalimantan Timur	37,421	39,425	39,425	42,429	42,564	42,409	37,580
Sulawesi Utara	25,000	25,000	25,000	25,000	25,000	25,000	25,000
Sulawesi Tengah	20,088	20,950	23,070	22,931	22,510	22,654	20,881
Sulawesi Selatan	22,838	22,838	24,914	24,914	24,914	24,914	24,298
Sulawesi Tenggara	26,715	30,426	32,454	35,866	35,866	35,561	29,946
Gorontalo	16,692	18,778	22,534	18,778	18,778	18,778	17,474
Sulawesi Barat	28,068	28,068	29,315	29,315	29,315	29,890	27,317
Maluku	32,911	35,105	34,715	33,119	33,119	41,598	30,876
Maluku Utara	15,072	13,188	13,188	13,188	13,188	14,130	15,290
Papua Barat	21,250	21,250	21,250	21,250	21,250	21,250	22,865
Papua	44,000	44,000	46,200	46,200	46,200	46,200	44,733
Nasional	23,392	23,875	25,219	25,128	25,739	26,200	24,054

Tabel 1.31
Harga Konsumen Perdesaan Kelompok Bahan Makanan, 2010
Ikan Gabus (Rp/Kg)

Provinsi	Januari	Februari	Maret	April	Mei	Juni
(1)	(2)	(3)	(4)	(5)	(6)	(7)
Aceh	26,917	26,917	27,515	29,349	29,349	29,349
Sumatera Utara	23,729	23,864	24,306	24,653	24,653	24,653
Sumatera Barat	31,000	32,550	31,248	31,248	33,592	33,592
Riau	23,125	23,125	23,020	22,344	22,762	22,762
Jambi	23,866	25,775	25,554	24,780	23,679	24,994
Sumatera Selatan	27,000	27,000	26,504	26,504	25,636	24,904
Bengkulu	24,167	24,167	22,763	21,729	21,729	21,217
Lampung	22,250	22,250	22,250	22,102	22,472	22,472
Kep. Bangka Belitung	23,000	23,000	23,000	23,000	23,000	23,000
Kepulauan Riau	20,500	20,500	20,500	20,500	18,981	18,981
Jawa Barat	25,161	23,541	23,638	24,182	24,560	24,007
Jawa Tengah	16,388	16,753	17,133	16,593	16,799	18,123
D. I. Yogyakarta	18,970	19,160	19,160	19,287	19,287	20,493
Jawa Timur	24,096	25,244	25,244	25,559	25,275	25,275
Banten	19,000	19,000	20,188	20,188	20,188	20,748
Bali	-	-	-	-	-	-
Nusa Tenggara Barat	21,150	21,246	22,308	22,308	22,308	22,308
Nusa Tenggara Timur	-	-	-	-	-	-
Kalimantan Barat	26,818	26,818	26,148	26,148	26,583	26,583
Kalimantan Tengah	25,125	24,593	24,410	24,386	23,778	24,264
Kalimantan Selatan	36,340	34,514	33,654	35,353	34,239	34,332
Kalimantan Timur	25,687	26,058	27,414	26,865	27,537	28,088
Sulawesi Utara	14,575	14,575	14,575	14,575	14,575	14,575
Sulawesi Tengah	22,875	22,875	22,875	21,922	21,922	21,922
Sulawesi Selatan	27,563	29,531	30,352	30,857	30,857	29,572
Sulawesi Tenggara	20,382	20,382	20,682	20,682	20,682	21,448
Gorontalo	17,500	17,500	17,500	17,500	17,500	17,500
Sulawesi Barat	15,000	13,000	13,000	13,000	13,000	13,000
Maluku	-	-	-	-	-	-
Maluku Utara	-	-	-	-	-	-
Papua Barat	21,333	20,267	20,324	22,357	22,357	22,357
Papua	24,250	24,250	24,250	24,250	24,250	24,250
Nasional	23,135	23,159	23,197	23,294	23,270	23,385

Lanjutan Tabel 1.31

Provinsi	Juli	Agustus	September	Oktober	November	Desember	Rata-rata
(1)	(8)	(9)	(10)	(11)	(12)	(13)	(14)
Aceh	29,349	30,445	31,137	30,581	30,406	30,935	29,354
Sumatera Utara	24,653	24,653	24,653	24,944	24,944	25,128	24,569
Sumatera Barat	33,592	33,592	34,202	34,202	35,228	33,722	33,147
Riau	26,734	26,042	27,207	25,877	27,126	27,126	24,771
Jambi	26,873	30,083	30,709	30,709	30,709	32,811	27,545
Sumatera Selatan	26,386	26,386	29,980	33,078	32,606	33,537	28,294
Bengkulu	21,500	21,500	21,232	21,232	21,232	21,232	21,975
Lampung	22,383	23,012	22,884	23,631	23,631	24,151	22,791
Kep. Bangka Belitung	23,000	23,000	23,000	23,000	23,000	22,448	22,954
Kepulauan Riau	18,981	18,981	18,981	18,981	18,981	18,981	19,488
Jawa Barat	25,701	25,701	23,520	23,520	26,656	27,079	24,772
Jawa Tengah	17,853	18,278	18,622	18,967	18,496	19,370	17,781
D. I. Yogyakarta	20,493	20,493	21,313	21,313	20,029	20,029	20,002
Jawa Timur	24,824	23,887	25,201	24,124	24,974	25,947	24,971
Banten	21,691	22,667	22,667	22,152	22,152	22,152	21,066
Bali	-	-	-	-	-	-	-
Nusa Tenggara Barat	22,308	22,308	22,308	22,308	22,308	22,308	22,123
Nusa Tenggara Timur	-	-	-	-	-	-	-
Kalimantan Barat	27,204	27,420	27,420	28,725	28,725	28,725	27,276
Kalimantan Tengah	23,731	23,971	24,237	25,846	28,532	28,849	25,143
Kalimantan Selatan	32,981	32,981	33,369	33,537	33,053	34,469	34,068
Kalimantan Timur	27,971	27,411	27,411	27,474	28,260	28,025	27,350
Sulawesi Utara	14,575	14,575	14,575	14,575	12,860	12,860	14,289
Sulawesi Tengah	21,922	21,922	21,922	22,653	22,653	22,653	22,343
Sulawesi Selatan	29,572	29,572	31,050	31,050	31,050	31,050	30,173
Sulawesi Tenggara	21,448	25,142	25,142	26,230	24,918	25,437	22,715
Gorontalo	17,500	17,500	17,500	17,500	17,500	17,500	17,500
Sulawesi Barat	13,000	13,000	13,000	13,000	13,000	13,000	13,167
Maluku	-	-	-	-	-	-	-
Maluku Utara	-	-	-	-	-	-	-
Papua Barat	22,357	22,853	20,711	20,711	20,711	20,711	21,421
Papua	24,250	24,250	20,208	24,250	20,208	20,208	23,240
Nasional	23,673	23,987	24,077	24,435	24,427	24,659	23,725

Tabel 1.32
Harga Konsumen Perdesaan Kelompok Bahan Makanan, 2010
Ikan Mujair (Rp/Kg)

Provinsi	Januari	Februari	Maret	April	Mei	Juni
(1)	(2)	(3)	(4)	(5)	(6)	(7)
Aceh	16,500	17,679	17,679	18,226	18,416	18,876
Sumatera Utara	18,569	18,950	18,809	18,934	19,042	19,161
Sumatera Barat	16,243	16,823	16,428	16,522	16,719	16,938
Riau	18,667	18,667	18,421	18,421	18,053	18,053
Jambi	17,667	17,667	17,667	18,359	18,359	21,929
Sumatera Selatan	17,827	17,924	18,205	18,448	18,359	18,447
Bengkulu	18,503	18,302	18,767	18,493	19,494	19,108
Lampung	17,267	17,626	17,626	17,827	17,245	18,224
Kep. Bangka Belitung	18,000	18,000	20,250	18,225	18,225	18,225
Kepulauan Riau	16,500	16,500	16,500	16,500	16,500	16,500
Jawa Barat	15,149	15,190	15,496	15,567	15,509	15,811
Jawa Tengah	13,905	13,754	14,061	14,127	14,081	14,104
D. I. Yogyakarta	16,333	17,267	16,947	16,280	16,280	16,280
Jawa Timur	13,224	13,781	13,855	13,992	14,130	14,664
Banten	14,727	14,640	14,866	15,412	14,962	14,951
Bali	17,800	17,800	17,800	17,800	17,800	17,395
Nusa Tenggara Barat	20,147	19,378	18,760	19,073	19,073	19,073
Nusa Tenggara Timur	23,750	23,750	30,536	30,536	30,536	29,148
Kalimantan Barat	27,000	27,000	27,000	27,000	27,000	27,000
Kalimantan Tengah	25,750	25,750	27,589	27,589	27,589	27,589
Kalimantan Selatan	25,000	25,000	25,000	25,000	25,000	25,000
Kalimantan Timur	19,223	19,732	20,210	20,057	20,066	20,767
Sulawesi Utara	18,875	18,875	19,541	19,541	19,150	19,150
Sulawesi Tengah	17,000	17,486	17,069	17,069	17,069	17,069
Sulawesi Selatan	17,084	17,654	17,700	18,094	18,261	18,317
Sulawesi Tenggara	17,667	17,667	17,247	16,768	16,768	17,327
Gorontalo	20,000	20,000	20,000	20,000	20,000	16,667
Sulawesi Barat	14,827	14,827	15,754	15,261	15,261	14,716
Maluku	-	-	-	-	-	-
Maluku Utara	35,888	35,888	35,888	35,888	41,204	38,261
Papua Barat	15,034	15,123	14,624	14,989	15,926	17,348
Papua	29,827	29,827	29,827	29,827	29,827	29,827
Nasional	19,160	19,307	19,681	19,672	19,868	19,869

Lanjutan Tabel 1.32

Provinsi	Juli	Agustus	September	Oktober	November	Desember	Rata-rata
(1)	(8)	(9)	(10)	(11)	(12)	(13)	(14)
Aceh	18,876	19,801	20,076	20,327	20,073	20,826	18,946
Sumatera Utara	19,248	19,462	20,394	20,932	20,932	21,081	19,626
Sumatera Barat	17,851	18,233	19,612	19,032	19,287	19,501	17,766
Riau	18,855	19,232	19,280	18,930	18,930	18,551	18,672
Jambi	21,929	21,929	21,929	19,736	19,736	19,736	19,720
Sumatera Selatan	17,520	18,378	20,403	22,018	22,018	21,814	19,280
Bengkulu	19,180	20,396	21,143	20,421	20,569	21,502	19,656
Lampung	18,224	18,484	19,147	19,884	20,787	20,233	18,548
Kep. Bangka Belitung	18,225	18,225	18,225	18,225	18,225	18,225	18,356
Kepulauan Riau	16,500	16,500	16,500	16,500	16,500	16,500	16,500
Jawa Barat	15,870	16,094	16,260	16,159	16,022	16,121	15,771
Jawa Tengah	14,095	14,667	15,209	15,427	15,447	15,511	14,532
D. I. Yogyakarta	16,619	16,804	16,979	17,652	17,479	18,179	16,925
Jawa Timur	14,693	14,789	15,514	14,800	14,781	14,995	14,435
Banten	14,652	15,023	15,640	16,176	15,791	16,017	15,238
Bali	17,395	16,308	16,478	16,645	18,263	19,538	17,585
Nusa Tenggara Barat	19,073	20,265	20,490	20,275	20,275	20,275	19,680
Nusa Tenggara Timur	29,148	32,062	32,062	32,062	32,062	32,062	29,810
Kalimantan Barat	28,038	28,038	28,038	28,038	28,038	29,040	27,603
Kalimantan Tengah	27,589	27,589	27,589	28,202	28,202	28,202	27,436
Kalimantan Selatan	25,000	25,000	25,000	25,000	25,000	25,000	25,000
Kalimantan Timur	20,765	20,765	20,751	20,929	20,834	20,834	20,411
Sulawesi Utara	18,938	20,027	20,427	20,056	20,167	22,088	19,736
Sulawesi Tengah	17,069	17,069	17,405	16,990	17,476	17,060	17,153
Sulawesi Selatan	18,536	18,732	19,089	18,771	18,979	18,979	18,350
Sulawesi Tenggara	17,327	19,406	18,112	16,829	17,881	17,881	17,573
Gorontalo	16,667	21,875	21,875	21,875	21,875	24,609	20,454
Sulawesi Barat	14,716	14,716	14,716	14,716	14,716	14,716	14,912
Maluku	-	-	-	-	-	-	-
Maluku Utara	41,449	44,410	44,410	44,410	44,410	44,410	40,543
Papua Barat	17,348	17,968	17,968	19,465	17,889	18,486	16,847
Papua	29,827	32,810	32,810	32,810	30,075	30,075	30,614
Nasional	20,039	20,808	21,082	21,074	21,056	21,356	20,248

Tabel 1.33
Harga Konsumen Perdesaan Kelompok Bahan Makanan, 2010
Ikan Mas (Rp/Kg)

Provinsi	Januari	Februari	Maret	April	Mei	Juni
(1)	(2)	(3)	(4)	(5)	(6)	(7)
Aceh	24,889	24,889	26,133	26,133	26,133	26,133
Sumatera Utara	22,661	23,336	23,192	23,600	23,853	23,777
Sumatera Barat	20,442	20,655	20,599	20,599	20,878	21,235
Riau	21,263	21,263	20,881	20,383	20,408	20,408
Jambi	21,626	21,897	22,147	21,896	21,746	21,746
Sumatera Selatan	21,807	22,104	22,450	22,450	22,657	22,454
Bengkulu	23,724	24,102	23,624	23,191	23,209	24,125
Lampung	23,366	23,521	22,159	22,159	22,839	22,790
Kep. Bangka Belitung	18,000	18,000	18,000	18,000	18,000	18,000
Kepulauan Riau	27,250	27,250	27,250	27,250	27,250	27,250
Jawa Barat	19,217	20,014	19,979	20,308	19,925	20,079
Jawa Tengah	18,311	18,674	18,581	19,126	19,374	19,456
D. I. Yogyakarta	16,453	16,453	16,463	16,140	16,140	16,678
Jawa Timur	14,751	14,877	15,122	15,243	15,349	15,334
Banten	20,692	21,014	21,307	20,791	20,962	20,573
Bali	25,000	25,000	25,000	25,000	25,000	20,000
Nusa Tenggara Barat	23,500	23,500	23,952	23,952	23,952	23,952
Nusa Tenggara Timur	25,000	25,000	25,000	25,000	25,000	25,000
Kalimantan Barat	31,250	31,250	31,250	31,250	31,250	32,552
Kalimantan Tengah	23,820	24,503	24,629	24,609	24,231	24,010
Kalimantan Selatan	22,376	22,654	22,295	22,124	22,280	22,591
Kalimantan Timur	30,074	32,358	32,674	31,302	32,172	31,825
Sulawesi Utara	24,313	24,313	26,601	26,601	26,601	26,601
Sulawesi Tengah	22,833	22,833	22,833	22,833	22,833	22,833
Sulawesi Selatan	30,000	33,750	36,562	36,562	36,562	29,453
Sulawesi Tenggara	20,400	20,400	20,557	21,242	21,242	20,484
Gorontalo	34,000	34,000	34,000	34,000	34,000	34,000
Sulawesi Barat	-	-	-	-	-	-
Maluku	-	-	-	-	-	-
Maluku Utara	46,319	46,319	46,319	46,319	46,319	46,319
Papua Barat	27,733	27,271	27,271	28,786	28,786	33,824
Papua	29,545	29,545	29,545	29,545	29,545	29,545
Nasional	24,354	24,692	24,879	24,880	24,950	24,768

Lanjutan Tabel 1.33

Provinsi	Juli	Agustus	September	Oktober	November	Desember	Rata-rata
(1)	(8)	(9)	(10)	(11)	(12)	(13)	(14)
Aceh	26,133	26,133	26,133	26,430	26,430	26,430	26,000
Sumatera Utara	24,015	24,015	24,712	25,215	25,215	25,365	24,080
Sumatera Barat	21,874	22,166	24,427	23,538	23,551	23,424	21,949
Riau	21,879	22,000	22,416	22,239	22,486	21,545	21,431
Jambi	23,299	22,063	21,937	23,173	23,805	24,417	22,479
Sumatera Selatan	22,661	24,164	24,899	26,373	26,103	25,784	23,659
Bengkulu	25,018	26,503	26,374	26,382	26,255	26,908	24,951
Lampung	23,112	24,101	24,741	24,966	25,070	24,885	23,642
Kep. Bangka Belitung	18,000	18,000	18,000	21,600	24,000	24,000	19,300
Kepulauan Riau	27,250	27,250	27,250	27,250	27,250	27,250	27,250
Jawa Barat	20,096	20,512	20,720	20,791	20,855	20,793	20,274
Jawa Tengah	19,412	20,743	20,789	20,269	20,504	21,120	19,697
D. I. Yogyakarta	16,370	16,370	17,052	18,449	18,278	19,067	16,993
Jawa Timur	15,424	15,243	16,025	15,355	15,628	15,762	15,343
Banten	20,573	21,298	22,264	21,110	21,164	21,560	21,109
Bali	20,000	20,000	20,000	20,000	20,000	20,000	22,083
Nusa Tenggara Barat	23,952	23,952	26,148	26,148	26,148	26,148	24,608
Nusa Tenggara Timur	25,000	25,000	25,000	25,000	25,000	25,000	25,000
Kalimantan Barat	34,180	34,993	34,993	34,993	34,993	35,660	33,218
Kalimantan Tengah	23,818	24,056	24,110	24,820	25,118	25,420	24,429
Kalimantan Selatan	22,295	22,671	22,261	23,041	22,470	22,352	22,451
Kalimantan Timur	31,934	32,379	32,992	33,863	33,616	33,541	32,394
Sulawesi Utara	26,601	27,133	28,761	29,203	28,582	28,896	27,017
Sulawesi Tengah	23,256	23,256	23,256	23,256	23,256	23,256	23,045
Sulawesi Selatan	34,362	34,362	36,653	36,653	36,653	36,653	34,852
Sulawesi Tenggara	21,621	21,621	21,621	21,621	21,621	21,621	21,171
Gorontalo	34,000	34,000	34,000	34,000	34,000	34,000	34,000
Sulawesi Barat	-	-	-	-	-	-	-
Maluku	-	-	-	-	-	-	-
Maluku Utara	46,319	46,319	46,319	46,319	46,319	46,319	46,319
Papua Barat	33,824	33,824	31,005	41,340	38,860	40,414	32,745
Papua	29,545	29,545	29,545	29,545	29,545	29,545	29,545
Nasional	25,194	25,456	25,814	26,432	26,426	26,571	25,368

Tabel 1.34
Harga Konsumen Perdesaan Kelompok Bahan Makanan, 2010
Ikan Lele (Rp/Kg)

Provinsi	Januari	Februari	Maret	April	Mei	Juni
(1)	(2)	(3)	(4)	(5)	(6)	(7)
Aceh	21,982	21,982	21,982	21,982	21,982	21,982
Sumatera Utara	15,494	15,866	15,674	15,965	16,068	16,252
Sumatera Barat	16,844	17,216	17,060	17,337	17,444	16,948
Riau	23,312	23,894	23,608	23,393	22,861	23,219
Jambi	21,026	20,418	20,702	20,237	19,895	19,757
Sumatera Selatan	16,291	17,628	16,991	16,739	16,739	16,739
Bengkulu	17,633	17,633	17,633	18,025	17,837	18,036
Lampung	13,819	14,072	13,952	13,818	13,661	13,775
Kep. Bangka Belitung	21,012	21,479	21,479	21,210	20,768	20,768
Kepulauan Riau	14,780	14,780	15,211	15,754	15,754	15,754
Jawa Barat	16,569	16,294	16,475	16,519	16,461	16,923
Jawa Tengah	13,481	13,469	13,478	13,360	13,343	13,392
D. I. Yogyakarta	13,150	13,060	13,102	13,057	12,980	12,902
Jawa Timur	13,506	13,559	13,540	13,436	13,327	13,368
Banten	16,086	16,092	16,092	16,092	16,092	16,001
Bali	14,667	14,667	14,667	14,667	14,667	14,721
Nusa Tenggara Barat	26,000	24,762	24,762	24,762	24,762	24,762
Nusa Tenggara Timur	-	-	-	-	-	-
Kalimantan Barat	20,500	20,613	20,498	20,498	20,498	20,616
Kalimantan Tengah	17,625	18,241	18,448	19,025	18,745	18,883
Kalimantan Selatan	22,000	22,000	22,000	22,204	22,204	22,204
Kalimantan Timur	19,987	20,966	20,955	22,638	24,399	23,878
Sulawesi Utara	12,000	12,000	12,000	12,000	12,000	12,000
Sulawesi Tengah	13,333	13,333	13,333	14,815	14,815	14,815
Sulawesi Selatan	11,958	11,294	11,294	11,294	11,294	12,235
Sulawesi Tenggara	22,500	22,500	22,500	22,500	22,500	22,500
Gorontalo	16,200	16,200	16,200	16,200	16,200	16,200
Sulawesi Barat	11,250	11,250	11,250	11,250	11,250	11,250
Maluku	-	-	-	-	-	-
Maluku Utara	12,500	12,500	12,500	12,500	12,500	12,500
Papua Barat	15,000	14,333	14,333	15,562	15,562	16,048
Papua	29,286	29,286	29,286	29,286	29,286	29,286
Nasional	17,326	17,380	17,367	17,537	17,530	17,590

Lanjutan Tabel 1.34

Provinsi	Juli	Agustus	September	Oktober	November	Desember	Rata-rata
(1)	(8)	(9)	(10)	(11)	(12)	(13)	(14)
Aceh	21,982	22,410	22,410	21,130	21,130	21,552	21,875
Sumatera Utara	16,436	16,802	16,907	16,730	16,831	16,788	16,318
Sumatera Barat	18,423	17,328	18,434	17,929	17,608	17,594	17,514
Riau	24,342	25,053	24,199	24,059	24,143	24,143	23,852
Jambi	21,037	21,271	21,271	22,453	22,702	22,753	21,127
Sumatera Selatan	16,657	17,685	16,948	17,944	17,545	18,864	17,231
Bengkulu	18,212	19,140	19,459	18,315	19,624	19,187	18,395
Lampung	13,775	13,975	14,967	15,628	15,907	15,774	14,427
Kep. Bangka Belitung	20,480	20,480	22,471	22,952	23,662	23,810	21,714
Kepulauan Riau	15,754	15,754	15,754	15,754	15,754	15,754	15,547
Jawa Barat	16,881	17,458	17,317	17,221	17,249	17,175	16,879
Jawa Tengah	13,306	14,071	14,351	14,140	14,101	14,051	13,712
D. I. Yogyakarta	13,017	13,247	13,604	14,076	13,991	14,252	13,370
Jawa Timur	13,507	13,930	14,405	14,263	14,366	14,264	13,789
Banten	16,190	16,108	17,040	16,161	16,431	16,573	16,246
Bali	14,721	15,266	15,266	15,266	15,266	16,878	15,060
Nusa Tenggara Barat	24,762	24,762	24,762	24,762	24,762	24,762	24,865
Nusa Tenggara Timur	-	-	-	-	-	-	-
Kalimantan Barat	20,616	20,781	20,781	20,781	20,381	20,204	20,564
Kalimantan Tengah	18,883	18,883	19,153	19,153	18,195	18,195	18,619
Kalimantan Selatan	22,204	21,887	22,661	21,925	22,263	22,263	22,151
Kalimantan Timur	24,957	26,583	26,813	26,715	26,210	26,297	24,200
Sulawesi Utara	12,000	12,000	12,000	12,000	10,588	10,588	11,765
Sulawesi Tengah	14,815	14,815	14,815	16,049	14,979	14,979	14,575
Sulawesi Selatan	12,235	12,235	12,235	12,235	12,235	12,235	11,898
Sulawesi Tenggara	22,500	22,500	22,500	22,500	22,500	22,500	22,500
Gorontalo	16,200	16,200	16,200	16,200	16,200	16,200	16,200
Sulawesi Barat	11,250	11,250	11,250	11,250	11,250	11,250	11,250
Maluku	-	-	-	-	-	-	-
Maluku Utara	10,417	10,417	10,417	10,417	10,417	10,417	11,458
Papua Barat	15,380	15,380	14,115	17,347	18,041	18,041	15,762
Papua	29,286	29,286	29,286	29,286	29,286	29,286	29,286
Nasional	17,674	17,899	18,060	18,155	18,121	18,221	17,738

Tabel 1.35
Harga Konsumen Perdesaan Kelompok Bahan Makanan, 2010
Ikan Nila (Rp/Kg)

Provinsi	Januari	Februari	Maret	April	Mei	Juni
(1)	(2)	(3)	(4)	(5)	(6)	(7)
Aceh	22,960	22,960	22,960	23,470	23,470	23,470
Sumatera Utara	16,429	16,839	16,208	16,780	16,780	16,780
Sumatera Barat	16,798	16,878	16,630	16,778	17,105	17,011
Riau	19,959	19,629	19,922	19,757	19,486	19,681
Jambi	19,518	19,735	19,538	19,713	20,119	20,164
Sumatera Selatan	20,506	20,713	20,713	20,713	20,368	20,516
Bengkulu	17,388	17,260	17,530	18,118	18,062	19,332
Lampung	17,333	17,333	17,333	17,333	17,333	17,333
Kep. Bangka Belitung	23,928	23,928	22,731	23,186	21,640	21,640
Kepulauan Riau	13,000	13,000	13,000	15,000	15,000	15,000
Jawa Barat	15,487	15,772	15,674	16,200	16,076	16,386
Jawa Tengah	14,622	14,777	14,724	14,668	14,862	14,807
D. I. Yogyakarta	17,354	17,121	17,121	17,192	16,882	17,241
Jawa Timur	14,902	14,990	14,503	14,549	14,545	14,386
Banten	15,833	15,833	16,242	16,242	16,242	16,242
Bali	-	-	-	-	-	-
Nusa Tenggara Barat	18,333	18,333	18,333	18,333	18,333	18,333
Nusa Tenggara Timur	16,652	16,652	16,652	16,652	16,652	16,652
Kalimantan Barat	23,845	23,941	23,941	24,594	24,594	24,594
Kalimantan Tengah	25,075	25,540	25,942	26,112	25,441	25,567
Kalimantan Selatan	24,038	23,689	23,740	23,999	23,442	23,944
Kalimantan Timur	21,308	23,108	23,495	23,607	23,968	23,790
Sulawesi Utara	15,300	15,300	18,000	18,000	16,200	16,200
Sulawesi Tengah	12,500	12,500	12,500	12,500	12,500	12,500
Sulawesi Selatan	23,667	32,542	29,288	29,288	29,288	29,288
Sulawesi Tenggara	15,000	15,000	15,000	15,000	15,000	15,000
Gorontalo	23,333	23,333	21,778	21,778	21,778	21,778
Sulawesi Barat	-	-	-	-	-	-
Maluku	-	-	-	-	-	-
Maluku Utara	24,139	24,139	24,139	24,139	24,139	24,139
Papua Barat	-	-	-	-	-	-
Papua	28,000	28,000	28,000	28,000	28,000	28,000
Nasional	19,186	19,602	19,487	19,704	19,547	19,635

Lanjutan Tabel 1.35

Provinsi	Juli	Agustus	September	Oktober	November	Desember	Rata-rata
(1)	(8)	(9)	(10)	(11)	(12)	(13)	(14)
Aceh	23,470	23,378	23,811	23,811	23,811	24,406	23,498
Sumatera Utara	16,780	16,780	16,780	17,171	17,171	17,553	16,838
Sumatera Barat	17,254	18,492	20,352	19,547	19,299	19,606	17,979
Riau	20,734	21,353	21,620	21,612	21,323	22,609	20,640
Jambi	20,571	21,580	22,048	21,946	22,296	23,385	20,884
Sumatera Selatan	20,516	20,447	21,285	20,815	22,657	22,684	20,994
Bengkulu	19,901	20,785	21,759	21,369	21,369	22,160	19,586
Lampung	17,507	17,507	22,481	22,481	22,481	22,148	19,051
Kep. Bangka Belitung	20,919	20,919	24,405	25,626	26,337	26,337	23,466
Kepulauan Riau	15,000	15,000	15,000	15,000	15,000	15,000	14,500
Jawa Barat	16,382	16,744	16,677	16,639	16,608	16,820	16,289
Jawa Tengah	14,673	14,907	15,418	15,687	15,687	15,578	15,034
D. I. Yogyakarta	17,028	17,147	17,259	16,778	17,197	17,529	17,154
Jawa Timur	14,317	14,012	14,148	13,932	13,967	14,356	14,384
Banten	16,891	16,891	17,267	16,778	16,952	16,952	16,530
Bali	-	-	-	-	-	-	-
Nusa Tenggara Barat	18,333	18,333	18,333	18,333	18,333	18,333	18,333
Nusa Tenggara Timur	16,652	16,652	16,652	16,652	16,652	16,652	16,652
Kalimantan Barat	24,594	24,594	24,594	24,594	24,594	24,594	24,422
Kalimantan Tengah	25,047	24,978	26,082	26,315	27,072	27,116	25,857
Kalimantan Selatan	23,761	23,829	23,953	25,664	24,520	25,370	24,162
Kalimantan Timur	24,361	24,185	24,897	25,133	25,346	25,346	24,045
Sulawesi Utara	15,300	15,300	19,800	18,000	18,394	18,394	17,016
Sulawesi Tengah	12,500	12,500	12,500	12,500	12,500	12,500	12,500
Sulawesi Selatan	29,288	29,288	29,288	29,288	29,288	29,288	29,090
Sulawesi Tenggara	15,000	15,000	15,000	15,000	15,000	15,000	15,000
Gorontalo	25,044	25,044	25,044	25,044	25,044	25,044	23,670
Sulawesi Barat	-	-	-	-	-	-	-
Maluku	-	-	-	-	-	-	-
Maluku Utara	22,630	24,247	24,247	24,247	24,247	24,247	24,058
Papua Barat	-	-	-	-	-	-	-
Papua	28,000	28,000	28,000	28,000	28,000	28,000	28,000
Nasional	19,730	19,925	20,668	20,642	20,755	20,965	19,987

Tabel 1.36
Harga Konsumen Perdesaan Kelompok Bahan Makanan, 2010
Ikan Bandeng (Rp/Kg)

Provinsi	Januari	Februari	Maret	April	Mei	Juni
(1)	(2)	(3)	(4)	(5)	(6)	(7)
Aceh	22,599	22,599	22,795	23,318	23,084	23,084
Sumatera Utara	19,000	19,000	19,000	19,000	19,000	19,000
Sumatera Barat	16,000	16,000	16,000	16,000	16,000	16,000
Riau	20,000	20,000	20,000	20,000	20,000	20,000
Jambi	25,000	25,000	24,206	24,206	24,206	24,206
Sumatera Selatan	17,600	17,600	17,600	17,600	17,600	17,600
Bengkulu	24,000	24,533	24,533	24,533	24,533	24,533
Lampung	19,556	18,252	18,252	20,990	19,096	19,860
Kep. Bangka Belitung	14,316	14,316	13,474	13,474	13,474	13,474
Kepulauan Riau	19,968	19,155	19,503	19,665	19,880	20,273
Jawa Barat	18,024	17,635	17,723	17,484	17,301	17,562
Jawa Tengah	16,046	16,435	16,116	16,525	16,682	16,206
D. I. Yogyakarta	15,493	15,523	15,403	15,320	15,049	15,010
Jawa Timur	15,730	16,132	16,039	15,802	15,593	15,376
Banten	18,692	19,111	18,957	18,696	18,436	18,175
Bali	-	-	-	-	-	-
Nusa Tenggara Barat	19,333	19,870	17,883	17,883	20,119	20,119
Nusa Tenggara Timur	27,500	27,500	27,500	27,500	27,500	27,500
Kalimantan Barat	22,683	25,506	24,777	22,795	23,175	25,106
Kalimantan Tengah	17,750	17,116	17,473	17,958	17,958	17,958
Kalimantan Selatan	16,667	16,667	16,190	15,183	15,605	15,419
Kalimantan Timur	15,741	18,216	18,334	19,305	20,534	20,804
Sulawesi Utara	-	-	-	-	-	-
Sulawesi Tengah	17,144	17,305	17,919	17,071	17,071	17,356
Sulawesi Selatan	18,520	21,483	19,433	19,905	20,575	22,623
Sulawesi Tenggara	17,267	16,875	17,250	15,739	17,058	16,264
Gorontalo	15,033	15,033	15,033	15,033	15,793	17,460
Sulawesi Barat	13,647	14,215	14,282	14,326	14,326	13,251
Maluku	-	-	-	-	-	-
Maluku Utara	15,000	15,000	15,000	15,000	15,000	15,000
Papua Barat	-	-	-	-	-	-
Papua	40,159	40,159	33,466	35,325	35,325	35,325
Nasional	19,231	19,508	19,077	19,130	19,285	19,448

Lanjutan Tabel 1.36

Provinsi	Juli	Agustus	September	Oktober	November	Desember	Rata-rata
(1)	(8)	(9)	(10)	(11)	(12)	(13)	(14)
Aceh	23,335	23,627	24,686	24,081	23,840	23,780	23,402
Sumatera Utara	19,000	19,000	19,000	19,000	19,000	20,000	19,083
Sumatera Barat	16,000	16,000	16,000	16,000	16,000	16,000	16,000
Riau	25,000	20,000	30,000	30,000	20,000	20,000	22,083
Jambi	24,879	24,286	24,286	25,298	23,893	25,884	24,613
Sumatera Selatan	17,600	17,600	17,600	15,644	15,644	17,600	17,274
Bengkulu	24,533	24,533	24,533	24,533	24,533	24,533	24,489
Lampung	19,198	20,478	20,478	19,881	21,206	21,456	19,892
Kep. Bangka Belitung	13,474	21,053	21,053	21,053	21,053	21,053	16,772
Kepulauan Riau	19,942	20,170	20,589	21,007	21,393	21,937	20,290
Jawa Barat	18,096	18,997	19,601	19,356	19,620	19,744	18,428
Jawa Tengah	15,884	15,735	16,297	16,297	16,618	16,445	16,274
D. I. Yogyakarta	15,512	16,969	17,302	16,685	16,670	16,823	15,980
Jawa Timur	15,599	16,101	17,276	17,939	18,104	17,858	16,462
Banten	18,436	19,044	20,088	20,283	20,283	20,027	19,186
Bali	-	-	-	-	-	-	-
Nusa Tenggara Barat	23,472	25,428	25,874	25,874	25,874	26,736	22,372
Nusa Tenggara Timur	27,500	31,429	31,429	31,429	31,429	31,429	29,137
Kalimantan Barat	24,688	26,333	27,357	27,357	27,357	28,564	25,475
Kalimantan Tengah	17,958	17,509	17,509	17,509	19,342	19,342	17,949
Kalimantan Selatan	15,221	16,669	14,949	16,952	16,575	16,230	16,027
Kalimantan Timur	22,642	23,774	23,774	24,834	24,390	24,409	21,397
Sulawesi Utara	-	-	-	-	-	-	-
Sulawesi Tengah	17,607	18,962	19,148	19,148	19,148	20,123	18,167
Sulawesi Selatan	21,526	21,874	23,740	23,154	23,316	23,406	21,630
Sulawesi Tenggara	16,421	18,648	19,748	19,199	19,199	19,374	17,753
Gorontalo	17,182	17,182	21,478	21,478	21,179	22,384	17,856
Sulawesi Barat	13,382	14,070	15,389	15,645	15,406	16,565	14,542
Maluku	-	-	-	-	-	-	-
Maluku Utara	15,000	15,000	15,000	15,000	15,000	15,000	15,000
Papua Barat	-	-	-	-	-	-	-
Papua	37,848	46,259	46,259	46,259	37,585	37,585	39,296
Nasional	19,891	20,955	21,802	21,818	21,202	21,582	20,244

Tabel 1.37
Harga Konsumen Perdesaan Kelompok Bahan Makanan, 2010
Udang Darat (Rp/Kg)

Provinsi	Januari	Februari	Maret	April	Mei	Juni
(1)	(2)	(3)	(4)	(5)	(6)	(7)
Aceh	36,715	36,715	39,774	39,774	40,511	41,561
Sumatera Utara	62,500	76,923	76,923	76,923	79,327	76,994
Sumatera Barat	28,333	28,333	28,333	28,333	31,481	31,481
Riau	54,728	55,596	54,995	55,867	56,865	56,865
Jambi	36,000	36,000	36,000	36,000	36,000	36,000
Sumatera Selatan	59,250	59,250	59,250	59,250	55,547	55,547
Bengkulu	-	-	-	-	-	-
Lampung	33,188	33,188	33,188	33,188	33,188	34,017
Kep. Bangka Belitung	37,143	37,143	38,381	35,822	35,822	36,462
Kepulauan Riau	26,200	26,200	26,200	26,200	26,200	26,200
Jawa Barat	26,209	27,275	27,854	27,854	27,854	28,536
Jawa Tengah	26,467	25,850	26,325	25,149	25,895	25,868
D. I. Yogyakarta	40,598	38,641	40,251	39,357	39,357	39,357
Jawa Timur	32,050	32,325	32,183	32,169	32,185	32,473
Banten	28,688	26,916	26,916	26,916	26,916	26,916
Bali	41,000	40,024	40,024	40,024	40,024	40,024
Nusa Tenggara Barat	38,095	38,095	35,556	35,556	38,095	38,095
Nusa Tenggara Timur	29,054	33,896	33,896	33,896	33,896	33,896
Kalimantan Barat	39,273	39,273	39,273	39,273	39,273	39,273
Kalimantan Tengah	59,375	58,715	64,261	64,261	64,261	64,261
Kalimantan Selatan	34,667	34,667	34,667	34,667	34,667	34,667
Kalimantan Timur	52,925	57,805	63,276	71,035	76,297	72,906
Sulawesi Utara	29,813	29,813	29,813	29,813	29,813	29,813
Sulawesi Tengah	34,644	33,258	33,258	32,427	30,574	33,020
Sulawesi Selatan	33,216	38,752	38,752	39,674	37,470	39,899
Sulawesi Tenggara	31,909	31,909	31,909	31,909	25,926	25,926
Gorontalo	29,326	29,326	29,326	29,326	29,326	29,326
Sulawesi Barat	27,793	27,793	28,071	27,319	27,319	27,319
Maluku	-	-	-	-	-	-
Maluku Utara	42,500	42,500	42,500	48,571	43,175	43,175
Papua Barat	37,333	40,444	47,185	44,564	44,564	38,508
Papua	39,855	29,891	29,891	29,891	29,891	29,891
Nasional	37,628	38,217	38,941	39,167	39,057	38,942

Lanjutan Tabel 1.37

Provinsi	Juli	Agustus	September	Oktober	November	Desember	Rata-rata
(1)	(8)	(9)	(10)	(11)	(12)	(13)	(14)
Aceh	41,561	41,561	39,829	37,184	39,250	39,250	39,474
Sumatera Utara	79,400	79,400	79,400	79,400	79,400	79,400	77,166
Sumatera Barat	30,170	28,733	31,926	31,926	31,926	31,926	30,242
Riau	58,748	59,207	59,043	59,781	59,781	60,445	57,660
Jambi	36,000	36,000	36,000	36,000	36,000	36,000	36,000
Sumatera Selatan	55,547	55,547	56,704	59,404	59,404	59,404	57,842
Bengkulu	-	-	-	-	-	-	-
Lampung	34,017	34,017	35,821	35,821	35,821	35,821	34,273
Kep. Bangka Belitung	37,981	37,981	37,981	39,790	39,790	39,790	37,840
Kepulauan Riau	26,200	26,200	26,200	26,200	26,200	26,200	26,200
Jawa Barat	28,536	29,130	29,368	28,909	29,003	29,442	28,331
Jawa Tengah	26,413	27,819	29,397	28,224	29,755	29,809	27,248
D. I. Yogyakarta	38,732	39,993	40,296	42,246	40,796	41,132	40,063
Jawa Timur	32,995	34,366	34,838	33,711	33,869	34,504	33,139
Banten	26,916	24,224	28,654	31,041	31,041	31,270	28,034
Bali	40,024	40,024	41,024	41,024	41,024	41,024	40,439
Nusa Tenggara Barat	38,095	38,095	63,492	50,794	50,794	50,794	42,963
Nusa Tenggara Timur	33,896	33,896	33,896	33,896	33,896	33,896	33,493
Kalimantan Barat	39,946	40,570	40,570	40,570	40,164	40,164	39,802
Kalimantan Tengah	64,261	65,054	65,596	67,509	64,509	65,608	63,972
Kalimantan Selatan	33,841	34,808	34,808	34,808	35,336	34,354	34,663
Kalimantan Timur	76,662	79,476	81,000	83,089	90,409	90,409	74,607
Sulawesi Utara	29,813	29,813	29,813	29,813	28,881	28,881	29,657
Sulawesi Tengah	33,020	31,133	36,114	36,114	36,114	36,114	33,816
Sulawesi Selatan	39,012	40,773	40,773	40,433	40,315	41,635	39,225
Sulawesi Tenggara	30,766	33,842	33,842	39,483	39,483	35,164	32,672
Gorontalo	29,326	29,326	29,326	29,326	29,326	31,770	29,529
Sulawesi Barat	30,051	30,051	32,150	31,614	30,806	30,806	29,258
Maluku	-	-	-	-	-	-	-
Maluku Utara	43,175	43,175	45,333	45,333	45,333	45,333	44,175
Papua Barat	42,501	49,585	49,585	49,585	45,453	45,453	44,563
Papua	29,891	29,891	29,891	29,891	29,891	29,891	30,722
Nasional	39,583	40,123	41,756	41,764	41,792	41,856	39,902

Tabel 1.38
Harga Konsumen Perdesaan Kelompok Bahan Makanan, 2010
Ikan Patin (Rp/Kg)

Provinsi	Januari	Februari	Maret	April	Mei	Juni
(1)	(2)	(3)	(4)	(5)	(6)	(7)
Aceh	-	-	-	-	-	-
Sumatera Utara	21,111	20,299	21,314	21,799	21,325	21,325
Sumatera Barat	18,457	18,457	18,457	18,457	18,842	18,842
Riau	16,547	16,493	16,290	16,290	16,493	16,493
Jambi	17,578	17,347	17,347	17,227	16,495	16,189
Sumatera Selatan	17,091	16,673	17,092	16,990	16,990	16,881
Bengkulu	17,417	17,417	19,158	18,999	19,632	19,632
Lampung	15,548	15,548	15,270	15,561	15,856	16,044
Kep. Bangka Belitung	20,200	20,200	20,761	25,432	25,432	25,432
Kepulauan Riau	-	-	-	-	-	-
Jawa Barat	14,114	14,891	15,157	15,075	15,807	14,842
Jawa Tengah	14,996	14,996	14,567	15,053	15,053	15,053
D. I. Yogyakarta	17,294	18,158	17,715	17,493	17,310	17,541
Jawa Timur	14,219	14,693	15,152	15,710	15,710	16,409
Banten	-	-	-	-	-	-
Bali	-	-	-	-	-	-
Nusa Tenggara Barat	-	-	-	-	-	-
Nusa Tenggara Timur	-	-	-	-	-	-
Kalimantan Barat	26,714	26,380	27,408	26,837	25,579	27,626
Kalimantan Tengah	20,216	21,583	21,378	21,487	21,683	21,296
Kalimantan Selatan	19,611	19,684	19,450	19,158	19,135	19,470
Kalimantan Timur	30,903	31,889	30,037	32,181	32,744	32,744
Sulawesi Utara	-	-	-	-	-	-
Sulawesi Tengah	-	-	-	-	-	-
Sulawesi Selatan	-	-	-	-	-	-
Sulawesi Tenggara	-	-	-	-	-	-
Gorontalo	-	-	-	-	-	-
Sulawesi Barat	-	-	-	-	-	-
Maluku	-	-	-	-	-	-
Maluku Utara	-	-	-	-	-	-
Papua Barat	-	-	-	-	-	-
Papua	-	-	-	-	-	-
Nasional	18,876	19,044	19,160	19,609	19,630	19,739

Lanjutan Tabel 1.38

Provinsi	Juli	Agustus	September	Oktober	November	Desember	Rata-rata
(1)	(8)	(9)	(10)	(11)	(12)	(13)	(14)
Aceh	-	-	-	-	-	-	-
Sumatera Utara	18,901	20,569	20,569	17,998	17,998	20,248	20,288
Sumatera Barat	18,842	18,556	21,295	19,001	19,159	19,159	18,960
Riau	16,528	16,949	17,808	17,694	17,762	18,029	16,948
Jambi	17,334	17,831	18,448	18,937	18,820	18,790	17,695
Sumatera Selatan	16,999	16,904	17,423	17,690	17,488	17,488	17,142
Bengkulu	29,021	30,835	30,835	36,402	36,402	36,402	26,013
Lampung	15,710	15,874	16,403	16,955	17,699	18,128	16,216
Kep. Bangka Belitung	25,432	25,432	27,128	27,128	26,592	26,592	24,647
Kepulauan Riau	-	-	-	-	-	-	-
Jawa Barat	15,027	16,279	14,737	14,193	15,745	15,595	15,122
Jawa Tengah	15,523	15,955	15,955	15,955	15,955	15,955	15,418
D. I. Yogyakarta	17,792	18,029	18,655	18,655	18,448	18,909	18,000
Jawa Timur	16,174	16,713	16,508	16,508	16,641	16,364	15,900
Banten	-	-	-	-	-	-	-
Bali	-	-	-	-	-	-	-
Nusa Tenggara Barat	-	-	-	-	-	-	-
Nusa Tenggara Timur	-	-	-	-	-	-	-
Kalimantan Barat	27,754	27,754	29,295	29,295	28,654	29,805	27,758
Kalimantan Tengah	21,054	21,054	21,324	21,561	21,215	21,022	21,239
Kalimantan Selatan	18,739	19,718	19,031	19,873	19,339	19,422	19,386
Kalimantan Timur	33,177	33,292	32,897	32,962	33,251	33,389	32,455
Sulawesi Utara	-	-	-	-	-	-	-
Sulawesi Tengah	-	-	-	-	-	-	-
Sulawesi Selatan	-	-	-	-	-	-	-
Sulawesi Tenggara	-	-	-	-	-	-	-
Gorontalo	-	-	-	-	-	-	-
Sulawesi Barat	-	-	-	-	-	-	-
Maluku	-	-	-	-	-	-	-
Maluku Utara	-	-	-	-	-	-	-
Papua Barat	-	-	-	-	-	-	-
Papua	-	-	-	-	-	-	-
Nasional	20,250	20,734	21,144	21,300	21,323	21,581	20,199

Tabel 1.39
Harga Konsumen Perdesaan Kelompok Bahan Makanan, 2010
Ikan Asin (Rp/Kg)

Provinsi	Januari	Februari	Maret	April	Mei	Juni
(1)	(2)	(3)	(4)	(5)	(6)	(7)
Aceh	34,378	34,810	34,322	35,739	35,715	35,637
Sumatera Utara	38,132	38,993	38,745	39,529	39,473	39,679
Sumatera Barat	35,316	35,856	35,705	35,666	35,149	35,413
Riau	45,680	45,626	45,488	45,569	45,841	45,610
Jambi	32,437	32,426	32,419	32,275	32,367	32,788
Sumatera Selatan	25,737	25,716	26,218	26,519	26,356	26,404
Bengkulu	28,286	28,252	29,330	29,265	29,272	29,272
Lampung	23,240	23,240	22,905	23,030	22,771	23,190
Kep. Bangka Belitung	37,084	36,869	36,825	36,682	36,510	37,469
Kepulauan Riau	45,608	45,771	45,412	46,266	46,337	46,450
Jawa Barat	30,469	30,948	30,770	31,045	31,045	31,445
Jawa Tengah	19,076	19,373	19,503	19,591	19,547	19,737
D. I. Yogyakarta	25,265	25,353	25,395	25,335	25,335	25,335
Jawa Timur	25,414	25,883	25,704	25,758	25,812	25,969
Banten	28,694	28,508	28,419	28,539	28,658	28,684
Bali	32,359	32,076	31,838	32,024	31,982	31,994
Nusa Tenggara Barat	49,118	49,440	50,350	49,847	51,594	51,320
Nusa Tenggara Timur	33,095	33,187	32,481	33,508	33,452	32,671
Kalimantan Barat	42,770	42,773	42,733	42,780	44,468	44,193
Kalimantan Tengah	28,633	28,717	29,406	29,494	29,567	29,567
Kalimantan Selatan	37,215	37,125	37,718	37,891	38,005	38,052
Kalimantan Timur	35,397	37,815	37,477	39,899	40,005	40,752
Sulawesi Utara	25,057	25,220	25,014	24,771	24,771	25,217
Sulawesi Tengah	31,029	31,656	31,600	31,631	31,560	31,574
Sulawesi Selatan	31,213	31,744	31,669	31,617	31,617	32,132
Sulawesi Tenggara	34,325	34,272	34,166	34,190	34,384	33,966
Gorontalo	36,887	40,804	41,042	42,973	46,462	47,507
Sulawesi Barat	21,568	22,955	23,049	22,975	23,535	24,633
Maluku	29,578	29,172	29,557	28,498	29,870	30,107
Maluku Utara	35,061	35,317	35,684	35,416	35,759	35,836
Papua Barat	37,801	38,802	43,020	44,034	42,871	42,957
Papua	36,305	36,839	38,374	37,257	39,154	38,650
Nasional	32,882	33,298	33,511	33,738	34,039	34,194

Lanjutan Tabel 1.39

Provinsi	Juli	Agustus	September	Oktober	November	Desember	Rata-rata
(1)	(8)	(9)	(10)	(11)	(12)	(13)	(14)
Aceh	36,091	36,676	37,361	37,012	37,871	38,017	36,136
Sumatera Utara	39,999	40,412	40,150	40,328	39,945	40,148	39,628
Sumatera Barat	34,997	35,561	35,595	35,411	36,026	36,481	35,598
Riau	47,191	47,369	47,250	46,964	47,487	47,581	46,471
Jambi	32,675	33,415	34,888	35,178	36,737	37,328	33,744
Sumatera Selatan	26,868	26,756	27,254	27,521	27,618	27,733	26,725
Bengkulu	28,969	30,059	30,059	30,236	30,877	30,929	29,567
Lampung	23,190	23,714	24,050	24,001	24,182	24,220	23,478
Kep. Bangka Belitung	37,474	37,364	37,669	37,927	38,231	38,489	37,383
Kepulauan Riau	46,450	46,450	46,443	47,024	47,250	47,200	46,388
Jawa Barat	31,429	31,727	32,385	32,904	32,787	32,808	31,647
Jawa Tengah	19,855	20,209	20,290	20,450	20,486	20,494	19,884
D. I. Yogyakarta	25,601	25,777	25,777	26,005	26,005	26,329	25,626
Jawa Timur	26,573	26,759	26,861	26,957	27,045	27,127	26,322
Banten	28,734	29,419	30,049	29,805	30,192	30,378	29,173
Bali	32,019	33,423	33,740	33,662	35,024	35,166	32,942
Nusa Tenggara Barat	53,894	54,891	54,581	54,581	55,817	56,111	52,629
Nusa Tenggara Timur	33,796	34,608	35,967	35,812	36,946	36,078	34,300
Kalimantan Barat	44,425	45,200	45,490	46,076	45,874	46,348	44,427
Kalimantan Tengah	29,743	29,999	30,268	30,297	31,371	31,545	29,884
Kalimantan Selatan	38,021	38,393	38,578	39,053	40,234	40,791	38,423
Kalimantan Timur	41,041	41,467	40,871	40,786	40,336	40,312	39,680
Sulawesi Utara	25,217	25,103	25,103	27,754	27,066	27,240	25,628
Sulawesi Tengah	31,549	32,631	32,524	33,472	32,815	32,568	32,051
Sulawesi Selatan	32,165	32,165	31,700	31,700	31,227	31,678	31,719
Sulawesi Tenggara	34,704	36,439	37,779	37,846	37,892	37,817	35,648
Gorontalo	44,337	48,800	51,627	49,627	50,386	54,306	46,230
Sulawesi Barat	25,506	25,789	26,108	25,921	26,014	26,138	24,516
Maluku	34,746	37,079	36,517	37,304	37,304	37,304	33,086
Maluku Utara	37,584	38,255	38,483	38,483	39,071	39,071	37,002
Papua Barat	44,232	46,396	45,307	43,566	49,761	49,383	44,011
Papua	38,650	38,037	37,681	38,946	38,390	39,296	38,132
Nasional	34,616	35,323	35,575	35,707	36,196	36,450	34,627

Tabel 1.40
Harga Konsumen Perdesaan Kelompok Bahan Makanan, 2010
Ikan Pindang (Rp/Kg)

Provinsi	Januari	Februari	Maret	April	Mei	Juni
(1)	(2)	(3)	(4)	(5)	(6)	(7)
Aceh	25,000	25,000	25,000	25,000	25,000	25,000
Sumatera Utara	18,753	18,753	18,753	18,753	18,753	18,753
Sumatera Barat	23,000	22,000	23,000	23,000	25,000	25,000
Riau	25,268	27,795	27,795	27,795	27,795	27,795
Jambi	-	-	-	-	-	-
Sumatera Selatan	-	-	-	-	-	-
Bengkulu	-	-	-	-	-	-
Lampung	20,942	20,942	20,942	20,942	20,942	20,942
Kep. Bangka Belitung	-	-	-	-	-	-
Kepulauan Riau	-	-	-	-	-	-
Jawa Barat	19,244	19,424	18,992	19,173	19,137	19,774
Jawa Tengah	17,660	17,660	17,780	17,725	17,697	17,553
D. I. Yogyakarta	13,100	13,100	13,242	13,242	13,242	13,888
Jawa Timur	13,078	13,815	14,236	14,186	14,339	14,314
Banten	19,937	20,017	19,817	19,774	19,840	19,840
Bali	27,394	26,036	26,459	27,097	26,262	26,115
Nusa Tenggara Barat	-	-	-	-	-	-
Nusa Tenggara Timur	-	-	-	-	-	-
Kalimantan Barat	-	-	-	-	-	-
Kalimantan Tengah	23,554	23,554	23,554	23,554	23,554	23,554
Kalimantan Selatan	-	-	-	-	-	-
Kalimantan Timur	38,629	37,886	37,886	37,886	37,886	37,886
Sulawesi Utara	-	-	-	-	-	-
Sulawesi Tengah	20,000	20,000	20,000	20,000	20,000	20,000
Sulawesi Selatan	19,167	19,167	18,254	18,254	18,254	18,254
Sulawesi Tenggara	14,373	14,373	14,373	15,058	15,058	15,293
Gorontalo	-	-	-	-	-	-
Sulawesi Barat	18,237	18,470	18,470	17,085	17,085	17,085
Maluku	-	-	-	-	-	-
Maluku Utara	13,000	13,000	13,000	13,000	13,000	12,567
Papua Barat	-	-	-	-	-	-
Papua	20,000	20,000	24,000	20,000	20,000	20,000
Nasional	20,544	20,578	20,819	20,606	20,676	20,716

Lanjutan Tabel 1.40

Provinsi	Juli	Agustus	September	Oktober	November	Desember	Rata-rata
(1)	(8)	(9)	(10)	(11)	(12)	(13)	(14)
Aceh	25,000	25,000	25,000	25,000	25,000	25,000	25,000
Sumatera Utara	18,753	18,753	18,753	18,753	18,753	28,130	19,535
Sumatera Barat	25,000	25,000	25,000	25,000	25,000	25,000	24,250
Riau	28,567	28,091	28,271	27,485	27,485	27,485	27,635
Jambi	-	-	-	-	-	-	-
Sumatera Selatan	-	-	-	-	-	-	-
Bengkulu	-	-	-	-	-	-	-
Lampung	20,942	20,942	20,942	20,942	20,942	20,942	20,942
Kep. Bangka Belitung	-	-	-	-	-	-	-
Kepulauan Riau	-	-	-	-	-	-	-
Jawa Barat	19,809	19,809	20,251	20,846	20,673	20,870	19,834
Jawa Tengah	17,698	17,930	18,055	18,806	18,880	19,209	18,054
D. I. Yogyakarta	13,888	13,888	13,888	13,888	13,888	13,888	13,595
Jawa Timur	14,984	14,729	15,474	15,783	15,686	15,859	14,707
Banten	19,860	20,007	21,470	21,279	21,381	21,432	20,388
Bali	26,771	26,545	27,737	28,691	28,652	29,667	27,285
Nusa Tenggara Barat	-	-	-	-	-	-	-
Nusa Tenggara Timur	-	-	-	-	-	-	-
Kalimantan Barat	-	-	-	-	-	-	-
Kalimantan Tengah	23,554	23,554	23,554	23,554	24,196	24,196	23,661
Kalimantan Selatan	-	-	-	-	-	-	-
Kalimantan Timur	37,886	37,886	37,886	37,886	37,886	37,886	37,948
Sulawesi Utara	-	-	-	-	-	-	-
Sulawesi Tengah	20,000	20,000	20,000	20,000	20,000	20,000	20,000
Sulawesi Selatan	17,341	17,341	17,341	17,341	17,341	17,341	17,950
Sulawesi Tenggara	15,293	15,468	15,222	15,222	15,222	15,222	15,015
Gorontalo	-	-	-	-	-	-	-
Sulawesi Barat	17,085	18,090	18,090	18,090	18,090	18,090	17,831
Maluku	-	-	-	-	-	-	-
Maluku Utara	12,567	12,567	12,567	12,567	12,567	12,567	12,747
Papua Barat	-	-	-	-	-	-	-
Papua	20,000	20,000	24,000	24,000	32,000	32,000	23,000
Nasional	20,789	20,821	21,237	21,323	21,771	22,357	21,020

Tabel 1.41
Harga Konsumen Perdesaan Kelompok Bahan Makanan, 2010
Ikan Asap (Rp/Kg)

Provinsi	Januari	Februari	Maret	April	Mei	Juni
(1)	(2)	(3)	(4)	(5)	(6)	(7)
Aceh	12,000	12,000	12,000	12,000	12,000	12,000
Sumatera Utara	25,000	25,000	25,000	25,000	25,000	25,000
Sumatera Barat	18,000	18,000	18,000	18,000	17,122	18,080
Riau	29,250	29,250	29,448	29,448	29,448	29,448
Jambi	-	-	-	-	-	-
Sumatera Selatan	53,333	53,333	53,333	53,333	55,238	53,397
Bengkulu	42,857	40,000	40,000	40,000	39,111	39,111
Lampung	35,000	35,000	32,000	30,000	35,000	30,000
Kep. Bangka Belitung	20,000	20,000	20,000	20,000	20,000	20,000
Kepulauan Riau	47,250	47,250	47,250	47,250	47,250	47,250
Jawa Barat	18,217	18,010	17,944	17,271	17,463	17,539
Jawa Tengah	19,420	19,624	19,323	19,323	19,323	19,323
D. I. Yogyakarta	20,172	20,172	20,593	20,593	21,257	21,427
Jawa Timur	17,149	17,632	17,490	17,521	17,540	17,957
Banten	14,000	14,000	14,000	14,000	14,000	14,000
Bali	18,000	18,000	17,500	17,500	16,953	15,823
Nusa Tenggara Barat	30,000	25,000	30,000	30,000	34,000	34,000
Nusa Tenggara Timur	20,000	18,000	17,000	17,425	17,425	17,821
Kalimantan Barat	30,357	30,357	30,357	30,357	29,514	29,514
Kalimantan Tengah	-	-	-	-	-	-
Kalimantan Selatan	-	-	-	-	-	-
Kalimantan Timur	22,000	22,000	22,917	22,068	23,447	23,447
Sulawesi Utara	23,333	23,333	23,333	23,333	23,333	23,333
Sulawesi Tengah	26,162	27,351	25,528	25,528	25,528	25,528
Sulawesi Selatan	25,000	25,000	25,000	25,000	25,000	25,000
Sulawesi Tenggara	14,929	14,929	14,929	14,929	18,910	19,435
Gorontalo	15,404	14,228	12,756	11,552	13,285	15,641
Sulawesi Barat	17,651	17,651	16,769	15,694	15,694	15,211
Maluku	22,222	23,556	24,079	25,462	24,953	24,953
Maluku Utara	13,434	14,010	15,087	15,716	15,716	15,028
Papua Barat	16,250	17,333	17,333	17,911	17,911	19,830
Papua	21,360	21,360	21,360	23,318	21,719	19,040
Nasional	23,716	23,496	23,460	23,432	23,901	23,729

Lanjutan Tabel 1.41

Provinsi	Juli	Agustus	September	Oktober	November	Desember	Rata-rata
(1)	(8)	(9)	(10)	(11)	(12)	(13)	(14)
Aceh	12,000	12,000	12,000	12,000	12,000	12,000	12,000
Sumatera Utara	25,000	25,000	25,000	25,000	25,000	25,000	25,000
Sumatera Barat	18,080	18,080	18,300	18,300	18,300	18,300	18,047
Riau	30,525	30,525	30,525	32,569	32,569	33,791	30,566
Jambi	-	-	-	-	-	-	-
Sumatera Selatan	53,397	53,397	55,304	55,304	56,812	56,812	54,416
Bengkulu	41,323	38,017	38,017	38,967	38,967	38,967	39,612
Lampung	30,000	30,000	35,000	35,000	35,000	35,000	33,083
Kep. Bangka Belitung	20,000	20,000	20,000	20,000	20,000	20,000	20,000
Kepulauan Riau	47,250	47,250	47,250	47,250	47,250	47,250	47,250
Jawa Barat	17,539	17,539	17,764	17,868	17,102	17,102	17,613
Jawa Tengah	19,323	19,434	19,434	19,019	19,019	19,099	19,306
D. I. Yogyakarta	21,427	21,427	21,427	21,427	21,427	21,427	21,065
Jawa Timur	17,874	18,306	18,841	18,417	18,419	19,178	18,027
Banten	16,000	16,000	18,000	18,000	18,000	18,000	15,667
Bali	15,823	15,823	16,431	16,431	18,192	18,192	17,056
Nusa Tenggara Barat	34,000	34,000	33,000	33,000	33,000	35,000	32,083
Nusa Tenggara Timur	19,603	20,070	20,404	20,564	20,564	20,564	19,120
Kalimantan Barat	29,514	31,973	33,572	33,572	33,572	33,572	31,353
Kalimantan Tengah	-	-	-	-	-	-	-
Kalimantan Selatan	-	-	-	-	-	-	-
Kalimantan Timur	23,447	22,145	24,913	24,913	28,027	28,027	23,946
Sulawesi Utara	24,198	24,198	24,198	21,605	21,605	21,605	23,117
Sulawesi Tengah	25,528	25,528	25,528	25,528	25,783	24,792	25,693
Sulawesi Selatan	25,000	25,000	25,000	25,000	25,000	25,000	25,000
Sulawesi Tenggara	19,435	22,674	20,029	20,029	22,031	22,031	18,691
Gorontalo	14,373	24,732	26,608	19,916	19,109	21,146	17,396
Sulawesi Barat	16,352	19,564	19,564	20,933	20,933	20,933	18,079
Maluku	24,953	26,340	30,730	35,851	35,851	35,211	27,847
Maluku Utara	15,028	15,863	16,027	16,027	15,449	14,315	15,142
Papua Barat	22,309	22,309	22,309	22,309	25,496	25,496	20,566
Papua	19,312	19,312	20,278	20,278	21,630	21,630	20,883
Nasional	24,090	24,707	25,360	25,348	25,728	25,843	24,401

Tabel 1.42
Harga Konsumen Perdesaan Kelompok Bahan Makanan, 2010
Ikan Dalam Kaleng (Rp/Kaleng)

Provinsi	Januari	Februari	Maret	April	Mei	Juni
(1)	(2)	(3)	(4)	(5)	(6)	(7)
Aceh	8,643	8,643	8,643	8,643	8,643	8,643
Sumatera Utara	10,108	10,352	11,338	11,338	11,338	11,338
Sumatera Barat	14,325	14,325	14,325	14,353	14,423	14,423
Riau	14,748	14,903	14,849	14,849	14,920	14,955
Jambi	9,754	9,754	9,836	9,914	9,914	9,914
Sumatera Selatan	7,601	7,601	8,023	8,023	8,023	8,023
Bengkulu	8,286	8,286	8,317	8,287	8,318	8,318
Lampung	8,823	8,879	8,879	8,960	8,975	9,057
Kep. Bangka Belitung	9,782	10,142	10,142	10,142	10,142	10,142
Kepulauan Riau	14,547	14,205	14,205	14,205	14,205	14,600
Jawa Barat	9,959	10,022	10,117	10,214	10,217	10,331
Jawa Tengah	7,281	7,304	7,230	7,230	7,268	7,280
D. I. Yogyakarta	6,456	6,487	6,487	6,487	6,388	6,388
Jawa Timur	7,607	7,569	7,569	7,569	7,586	7,586
Banten	11,427	11,427	11,427	11,427	11,552	11,827
Bali	10,571	10,571	10,571	10,571	10,571	10,571
Nusa Tenggara Barat	-	-	-	-	-	-
Nusa Tenggara Timur	7,889	7,889	7,889	7,889	7,602	7,740
Kalimantan Barat	10,000	10,000	10,000	10,072	10,182	10,182
Kalimantan Tengah	5,118	5,118	5,150	5,251	5,251	5,237
Kalimantan Selatan	4,720	4,766	4,766	4,840	4,840	4,840
Kalimantan Timur	8,857	9,079	9,094	9,094	9,177	9,285
Sulawesi Utara	4,270	4,270	4,422	4,422	4,422	4,422
Sulawesi Tengah	4,466	4,564	4,564	4,564	4,564	4,601
Sulawesi Selatan	7,167	7,167	7,167	7,167	7,167	7,167
Sulawesi Tenggara	6,143	6,143	6,143	6,143	6,331	6,331
Gorontalo	4,808	4,710	4,649	4,649	4,649	4,726
Sulawesi Barat	4,629	4,629	4,629	4,629	4,629	4,629
Maluku	9,845	10,197	10,197	10,197	10,197	10,779
Maluku Utara	13,500	13,386	13,386	13,386	13,386	13,386
Papua Barat	9,379	9,645	9,645	9,478	9,478	9,428
Papua	11,363	11,363	11,719	11,777	11,947	11,905
Nasional	8,776	8,819	8,883	8,896	8,913	8,969

Lanjutan Tabel 1.42

Provinsi	Juli	Agustus	September	Oktober	November	Desember	Rata-rata
(1)	(8)	(9)	(10)	(11)	(12)	(13)	(14)
Aceh	8,643	8,571	8,571	9,414	9,414	10,237	8,892
Sumatera Utara	11,338	11,338	11,428	11,428	11,591	11,591	11,210
Sumatera Barat	15,236	15,236	15,267	15,354	15,474	15,474	14,851
Riau	14,972	15,034	14,916	15,442	15,600	15,600	15,066
Jambi	9,914	9,914	9,914	10,015	10,418	10,418	9,973
Sumatera Selatan	8,234	8,291	8,357	8,420	8,457	8,485	8,128
Bengkulu	8,393	8,513	8,665	8,665	8,665	8,665	8,448
Lampung	9,057	8,989	8,989	9,206	9,067	9,067	8,995
Kep. Bangka Belitung	10,142	10,142	10,564	10,564	10,564	10,564	10,253
Kepulauan Riau	14,600	14,600	14,600	14,600	14,600	14,600	14,464
Jawa Barat	10,388	10,451	10,524	10,542	10,559	10,668	10,333
Jawa Tengah	7,304	7,305	7,327	7,327	7,371	7,376	7,300
D. I. Yogyakarta	6,388	6,388	6,388	6,584	6,584	6,584	6,467
Jawa Timur	7,612	7,875	7,894	8,130	8,130	8,130	7,771
Banten	11,827	11,526	11,722	11,544	11,948	11,965	11,635
Bali	10,571	10,571	10,571	10,571	10,571	10,571	10,571
Nusa Tenggara Barat	-	-	-	-	-	-	-
Nusa Tenggara Timur	8,695	8,816	8,816	8,816	8,816	8,816	8,306
Kalimantan Barat	10,182	10,182	10,359	10,393	10,363	10,516	10,203
Kalimantan Tengah	5,237	5,237	5,237	5,237	5,393	5,393	5,238
Kalimantan Selatan	4,840	4,840	4,847	4,847	4,838	4,838	4,819
Kalimantan Timur	9,558	9,558	9,452	9,578	9,702	9,702	9,345
Sulawesi Utara	4,422	4,422	4,422	4,549	4,549	4,549	4,429
Sulawesi Tengah	4,620	4,620	4,657	4,657	4,614	4,577	4,589
Sulawesi Selatan	7,167	7,167	7,167	7,167	7,167	7,167	7,167
Sulawesi Tenggara	6,331	6,507	6,372	6,372	6,372	6,447	6,303
Gorontalo	4,726	4,726	4,726	4,726	4,726	4,895	4,726
Sulawesi Barat	4,629	4,629	4,629	4,629	4,629	4,629	4,629
Maluku	10,779	10,779	10,779	10,779	11,036	11,036	10,550
Maluku Utara	14,342	14,342	14,506	14,506	14,506	14,506	13,928
Papua Barat	9,666	9,734	9,734	10,000	10,072	10,214	9,706
Papua	11,905	11,905	12,277	12,533	12,483	12,483	11,972
Nasional	9,088	9,103	9,151	9,245	9,299	9,347	9,041

Tabel 1.43
Harga Konsumen Perdesaan Kelompok Bahan Makanan, 2010
Daging Dalam Kaleng (Rp/Kaleng)

Provinsi	Januari	Februari	Maret	April	Mei	Juni
(1)	(2)	(3)	(4)	(5)	(6)	(7)
Aceh	15,520	15,520	15,520	15,520	15,520	15,520
Sumatera Utara	-	-	-	-	-	-
Sumatera Barat	-	-	-	-	-	-
Riau	15,887	15,887	16,946	16,946	16,946	16,946
Jambi	15,500	15,500	15,500	15,500	15,500	15,500
Sumatera Selatan	14,667	14,667	14,667	14,667	14,667	14,667
Bengkulu	13,426	13,426	13,426	13,426	13,426	13,426
Lampung	12,267	12,239	12,252	12,525	12,226	12,855
Kep. Bangka Belitung	13,292	13,292	13,292	13,292	13,292	13,292
Kepulauan Riau	13,876	13,490	13,490	13,490	13,490	13,490
Jawa Barat	12,303	12,347	12,339	12,619	12,639	12,624
Jawa Tengah	10,925	10,925	10,925	10,925	10,925	10,925
D. I. Yogyakarta	10,923	10,923	10,923	10,923	10,923	10,923
Jawa Timur	10,354	10,354	10,354	10,354	9,966	9,966
Banten	11,900	11,900	11,900	11,900	12,375	12,375
Bali	-	-	-	-	-	-
Nusa Tenggara Barat	-	-	-	-	-	-
Nusa Tenggara Timur	-	-	-	-	-	-
Kalimantan Barat	10,940	10,940	10,940	10,940	10,940	10,940
Kalimantan Tengah	15,214	15,214	15,214	15,214	15,214	15,214
Kalimantan Selatan	11,657	11,209	11,209	12,914	12,914	12,914
Kalimantan Timur	17,075	17,776	18,045	18,045	17,814	17,814
Sulawesi Utara	-	-	-	-	-	-
Sulawesi Tengah	14,100	14,100	14,100	14,100	14,100	14,100
Sulawesi Selatan	14,789	14,789	14,789	15,528	15,528	15,528
Sulawesi Tenggara	-	-	-	-	-	-
Gorontalo	-	-	-	-	-	-
Sulawesi Barat	15,300	14,605	14,605	14,605	14,605	14,605
Maluku	17,216	17,216	17,216	17,216	17,216	17,216
Maluku Utara	19,069	18,898	18,898	18,898	18,898	18,898
Papua Barat	17,627	17,774	18,268	18,830	18,830	18,868
Papua	16,167	16,167	16,582	16,582	16,582	16,582
Nasional	14,166	14,132	14,225	14,373	14,356	14,383

Lanjutan Tabel 1.43

Provinsi	Juli	Agustus	September	Oktober	November	Desember	Rata-rata
(1)	(8)	(9)	(10)	(11)	(12)	(13)	(14)
Aceh	15,520	15,520	15,520	15,520	15,520	15,520	15,520
Sumatera Utara	-	-	-	-	-	-	-
Sumatera Barat	-	-	-	-	-	-	-
Riau	17,299	17,631	17,631	17,631	17,631	17,631	17,084
Jambi	15,500	15,500	15,500	15,500	15,500	15,500	15,500
Sumatera Selatan	14,667	14,667	14,667	14,667	14,667	14,667	14,667
Bengkulu	13,426	13,426	13,426	13,426	13,426	13,426	13,426
Lampung	12,855	12,853	12,853	13,409	13,409	13,409	12,763
Kep. Bangka Belitung	13,292	13,292	13,292	13,292	13,292	13,292	13,292
Kepulauan Riau	13,490	14,390	15,589	15,589	15,589	15,589	14,297
Jawa Barat	12,738	12,855	12,983	12,948	12,614	12,687	12,641
Jawa Tengah	10,925	10,925	11,023	11,023	11,023	11,023	10,958
D. I. Yogyakarta	10,923	10,923	10,923	10,923	10,923	10,923	10,923
Jawa Timur	9,966	10,322	10,322	10,509	10,509	10,509	10,290
Banten	12,375	12,375	12,375	12,375	12,375	12,375	12,217
Bali	-	-	-	-	-	-	-
Nusa Tenggara Barat	-	-	-	-	-	-	-
Nusa Tenggara Timur	-	-	-	-	-	-	-
Kalimantan Barat	10,940	10,940	10,940	10,940	10,940	10,940	10,940
Kalimantan Tengah	15,214	15,214	15,214	15,214	15,214	15,214	15,214
Kalimantan Selatan	12,914	12,914	12,914	12,914	12,914	12,914	12,525
Kalimantan Timur	17,244	18,394	18,656	18,523	18,523	18,523	18,036
Sulawesi Utara	-	-	-	-	-	-	-
Sulawesi Tengah	14,100	14,100	14,100	14,100	14,100	14,100	14,100
Sulawesi Selatan	15,528	15,528	15,528	15,528	15,528	15,528	15,343
Sulawesi Tenggara	-	-	-	-	-	-	-
Gorontalo	-	-	-	-	-	-	-
Sulawesi Barat	14,605	14,605	14,605	14,605	14,605	14,605	14,662
Maluku	17,216	17,216	17,216	17,216	17,216	19,129	17,376
Maluku Utara	18,898	18,898	18,898	18,898	18,898	18,898	18,912
Papua Barat	19,916	20,138	20,138	20,138	21,170	22,918	19,551
Papua	16,582	16,582	17,411	16,741	16,741	16,741	16,621
Nasional	14,422	14,550	14,655	14,651	14,680	14,836	14,452

Tabel 1.44
Harga Konsumen Perdesaan Kelompok Bahan Makanan, 2010
Bakso (Rp/10 buah)

Provinsi	Januari	Februari	Maret	April	Mei	Juni
(1)	(2)	(3)	(4)	(5)	(6)	(7)
Aceh	6,875	6,875	6,875	7,202	7,202	7,202
Sumatera Utara	4,998	4,998	4,284	4,713	4,801	4,801
Sumatera Barat	6,000	6,000	6,000	6,000	6,000	6,150
Riau	5,231	5,231	5,381	5,381	5,381	5,381
Jambi	4,833	4,833	4,833	4,833	4,833	4,833
Sumatera Selatan	7,000	7,000	7,000	7,000	7,000	7,000
Bengkulu	8,500	8,500	8,500	8,500	8,500	8,500
Lampung	4,444	4,444	4,444	4,444	4,352	4,569
Kep. Bangka Belitung	6,453	6,539	6,556	6,556	6,556	6,556
Kepulauan Riau	5,000	5,000	5,000	5,000	5,000	5,000
Jawa Barat	6,026	6,056	5,967	5,967	5,967	6,165
Jawa Tengah	4,792	4,792	4,799	4,799	4,799	4,808
D. I. Yogyakarta	5,569	5,569	5,569	5,569	5,569	5,604
Jawa Timur	7,820	7,820	7,998	7,998	8,045	8,065
Banten	8,574	8,574	8,574	8,370	8,370	8,191
Bali	4,250	4,250	4,250	4,250	4,250	4,250
Nusa Tenggara Barat	7,800	7,530	9,060	9,060	9,060	9,437
Nusa Tenggara Timur	7,124	7,887	7,887	7,887	8,216	8,216
Kalimantan Barat	6,337	6,337	6,337	6,337	6,337	6,337
Kalimantan Tengah	7,580	7,580	7,580	7,580	7,580	7,580
Kalimantan Selatan	6,188	6,188	6,188	6,188	6,188	6,188
Kalimantan Timur	9,044	9,112	9,112	9,112	10,073	10,283
Sulawesi Utara	7,000	7,000	7,000	7,000	7,000	7,000
Sulawesi Tengah	8,506	8,506	8,506	8,506	8,506	8,506
Sulawesi Selatan	6,143	6,143	6,143	6,143	6,143	6,143
Sulawesi Tenggara	7,367	7,367	7,367	7,367	7,367	7,367
Gorontalo	-	-	-	-	-	-
Sulawesi Barat	6,000	6,000	6,000	6,000	6,000	6,000
Maluku	4,400	4,400	4,400	4,400	4,400	4,400
Maluku Utara	7,764	7,764	7,764	7,764	7,764	7,764
Papua Barat	9,500	9,289	9,289	9,289	9,289	8,758
Papua	9,152	9,152	9,152	9,152	9,152	9,152
Nasional	6,654	6,669	6,704	6,721	6,764	6,781

Lanjutan Tabel 1.44

Provinsi	Juli	Agustus	September	Oktober	November	Desember	Rata-rata
(1)	(8)	(9)	(10)	(11)	(12)	(13)	(14)
Aceh	7,202	7,202	7,202	7,202	7,202	7,202	7,121
Sumatera Utara	4,801	4,801	4,901	5,718	5,718	5,894	5,036
Sumatera Barat	6,150	6,501	6,501	6,501	6,501	6,501	6,234
Riau	5,381	5,381	5,381	5,381	5,381	5,381	5,356
Jambi	4,833	5,800	5,800	5,800	5,800	5,800	5,236
Sumatera Selatan	7,000	7,000	7,000	7,000	7,000	7,000	7,000
Bengkulu	8,500	8,500	8,500	8,500	8,500	8,500	8,500
Lampung	4,569	4,908	5,153	5,314	5,314	5,314	4,773
Kep. Bangka Belitung	6,556	6,556	6,556	6,556	6,556	6,556	6,546
Kepulauan Riau	5,000	5,000	5,000	5,000	5,000	5,000	5,000
Jawa Barat	6,176	6,396	6,551	6,578	6,560	6,614	6,252
Jawa Tengah	4,829	4,870	4,972	5,012	5,060	4,980	4,876
D. I. Yogyakarta	5,708	5,708	5,708	5,708	5,708	5,708	5,642
Jawa Timur	8,084	8,171	8,427	8,371	8,394	8,394	8,132
Banten	8,191	8,768	9,374	9,123	9,644	9,644	8,783
Bali	4,250	4,250	4,533	4,533	4,785	4,785	4,386
Nusa Tenggara Barat	10,617	11,059	11,059	11,059	11,059	11,059	9,822
Nusa Tenggara Timur	8,216	8,216	8,216	8,216	8,216	8,216	8,043
Kalimantan Barat	6,337	6,337	6,337	6,337	6,337	6,337	6,337
Kalimantan Tengah	7,580	7,580	7,580	7,580	7,580	7,580	7,580
Kalimantan Selatan	6,188	6,188	6,188	6,188	6,188	6,188	6,188
Kalimantan Timur	10,283	10,283	10,657	10,657	10,700	10,700	10,001
Sulawesi Utara	7,000	7,000	7,000	7,000	7,000	7,000	7,000
Sulawesi Tengah	8,506	8,506	8,506	8,911	9,166	9,166	8,650
Sulawesi Selatan	6,143	6,143	6,143	6,143	6,143	6,143	6,143
Sulawesi Tenggara	7,367	7,753	7,662	7,662	7,662	7,662	7,497
Gorontalo	-	-	-	-	-	-	-
Sulawesi Barat	6,000	6,000	6,000	7,200	7,200	7,200	6,300
Maluku	4,400	4,400	4,400	4,400	4,400	4,400	4,400
Maluku Utara	8,208	8,710	8,710	8,710	8,710	8,710	8,195
Papua Barat	8,758	9,488	9,488	9,488	9,488	9,488	9,301
Papua	10,373	11,855	11,855	11,855	11,855	11,855	10,380
Nasional	6,878	7,075	7,141	7,216	7,253	7,257	6,926

Tabel 1.45
Harga Konsumen Perdesaan Kelompok Bahan Makanan, 2010
Sosis (Rp/Bungkus)

Provinsi	Januari	Februari	Maret	April	Mei	Juni
(1)	(2)	(3)	(4)	(5)	(6)	(7)
Aceh	-	-	-	-	-	-
Sumatera Utara	7,100	7,100	7,100	7,100	7,100	7,100
Sumatera Barat	-	-	-	-	-	-
Riau	4,476	4,476	4,460	4,460	4,460	4,460
Jambi	4,971	4,971	4,971	4,971	4,971	4,971
Sumatera Selatan	5,318	5,318	5,318	5,318	5,318	5,318
Bengkulu	5,375	5,375	5,375	5,375	5,375	5,375
Lampung	5,275	5,275	5,275	5,330	5,176	5,348
Kep. Bangka Belitung	4,576	4,717	4,717	4,717	4,717	4,574
Kepulauan Riau	5,858	5,858	5,858	5,858	5,858	5,858
Jawa Barat	4,067	4,081	4,061	4,018	4,018	4,018
Jawa Tengah	4,239	4,239	4,239	4,239	4,239	4,239
D. I. Yogyakarta	4,690	4,690	4,690	4,690	4,690	4,690
Jawa Timur	4,568	4,568	4,592	4,619	4,619	4,619
Banten	6,158	6,158	6,158	6,158	6,246	6,291
Bali	6,074	6,479	6,479	6,479	6,479	6,479
Nusa Tenggara Barat	-	-	-	-	-	-
Nusa Tenggara Timur	-	-	-	-	-	-
Kalimantan Barat	4,022	4,022	4,022	4,022	4,395	4,395
Kalimantan Tengah	4,800	4,800	4,800	4,800	4,800	4,800
Kalimantan Selatan	4,833	4,833	4,833	4,833	4,833	4,833
Kalimantan Timur	8,249	8,864	8,584	8,971	8,971	8,971
Sulawesi Utara	-	-	-	-	-	-
Sulawesi Tengah	-	-	-	-	-	-
Sulawesi Selatan	6,470	6,470	6,470	6,470	6,470	6,470
Sulawesi Tenggara	-	-	-	-	-	-
Gorontalo	-	-	-	-	-	-
Sulawesi Barat	-	-	-	-	-	-
Maluku	9,000	9,000	9,000	7,667	7,667	7,667
Maluku Utara	8,310	8,310	8,310	8,310	8,310	8,310
Papua Barat	4,844	4,844	4,844	4,844	5,005	5,005
Papua	8,200	8,200	8,200	8,200	8,200	8,200
Nasional	5,716	5,767	5,755	5,715	5,736	5,739

Lanjutan Tabel 1.45

Provinsi	Juli	Agustus	September	Oktober	November	Desember	Rata-rata
(1)	(8)	(9)	(10)	(11)	(12)	(13)	(14)
Aceh	-	-	-	-	-	-	-
Sumatera Utara	7,100	7,100	7,100	7,100	7,100	7,100	7,100
Sumatera Barat	-	-	-	-	-	-	-
Riau	4,414	4,414	4,414	4,729	4,729	4,633	4,510
Jambi	4,971	5,095	5,095	5,095	5,095	5,095	5,022
Sumatera Selatan	5,864	5,864	5,782	5,782	5,782	5,782	5,564
Bengkulu	5,375	5,375	5,375	5,375	5,375	5,375	5,375
Lampung	5,348	6,194	6,194	6,215	6,215	6,573	5,702
Kep. Bangka Belitung	4,574	4,517	4,517	4,517	4,517	4,517	4,598
Kepulauan Riau	5,858	5,858	5,858	5,858	5,858	5,858	5,858
Jawa Barat	4,018	4,037	4,037	4,157	4,057	4,057	4,052
Jawa Tengah	4,239	4,245	4,245	4,245	4,225	4,243	4,240
D. I. Yogyakarta	4,690	4,696	4,696	4,620	4,620	4,825	4,691
Jawa Timur	4,619	4,754	4,707	4,707	4,707	4,707	4,649
Banten	6,219	6,378	6,378	6,378	6,378	6,378	6,273
Bali	6,479	6,479	6,788	6,788	6,788	7,273	6,589
Nusa Tenggara Barat	-	-	-	-	-	-	-
Nusa Tenggara Timur	-	-	-	-	-	-	-
Kalimantan Barat	4,395	4,395	4,395	4,395	4,395	4,395	4,271
Kalimantan Tengah	4,800	4,800	4,800	4,800	4,800	4,800	4,800
Kalimantan Selatan	4,833	4,833	4,833	4,833	4,833	4,833	4,833
Kalimantan Timur	9,132	9,132	9,132	9,132	9,178	9,178	8,958
Sulawesi Utara	-	-	-	-	-	-	-
Sulawesi Tengah	-	-	-	-	-	-	-
Sulawesi Selatan	6,470	6,470	6,470	6,470	6,470	6,470	6,470
Sulawesi Tenggara	-	-	-	-	-	-	-
Gorontalo	-	-	-	-	-	-	-
Sulawesi Barat	-	-	-	-	-	-	-
Maluku	7,667	7,667	7,667	7,667	7,667	7,667	8,000
Maluku Utara	8,310	8,310	8,310	8,310	8,310	8,310	8,310
Papua Barat	5,005	5,005	5,005	5,005	5,005	4,801	4,934
Papua	8,200	8,200	8,200	8,200	8,200	8,200	8,200
Nasional	5,764	5,818	5,826	5,843	5,839	5,873	5,783

Tabel 1.46
Harga Konsumen Perdesaan Kelompok Bahan Makanan, 2010
Susu Kental Manis Putih (Rp/Kaleng)

Provinsi	Januari	Februari	Maret	April	Mei	Juni
(1)	(2)	(3)	(4)	(5)	(6)	(7)
Aceh	7,960	7,960	7,972	7,972	7,996	8,028
Sumatera Utara	7,607	7,521	7,724	7,854	7,874	7,879
Sumatera Barat	7,456	7,463	7,468	7,443	7,437	7,514
Riau	7,527	7,543	7,650	7,728	7,853	7,812
Jambi	7,489	7,591	7,569	7,546	7,546	7,629
Sumatera Selatan	7,558	7,597	7,587	7,586	7,574	7,555
Bengkulu	7,494	7,481	7,535	7,551	7,564	7,672
Lampung	7,233	7,294	7,294	7,315	7,272	7,356
Kep. Bangka Belitung	7,480	7,746	7,814	7,814	7,814	7,829
Kepulauan Riau	7,138	7,279	7,304	7,165	7,126	6,997
Jawa Barat	7,273	7,322	7,296	7,337	7,344	7,343
Jawa Tengah	7,436	7,472	7,493	7,501	7,517	7,553
D. I. Yogyakarta	7,178	7,193	7,193	7,229	7,249	7,275
Jawa Timur	7,343	7,381	7,422	7,442	7,456	7,449
Banten	7,550	7,559	7,579	7,570	7,552	7,551
Bali	7,587	7,596	7,596	7,588	7,599	7,681
Nusa Tenggara Barat	8,545	8,299	8,476	8,476	8,469	8,515
Nusa Tenggara Timur	8,535	8,635	8,748	8,737	8,760	8,760
Kalimantan Barat	7,484	7,458	7,517	7,537	7,633	7,637
Kalimantan Tengah	7,314	7,365	7,365	7,394	7,394	7,394
Kalimantan Selatan	7,220	7,240	7,240	7,338	7,338	7,338
Kalimantan Timur	8,035	8,040	8,114	8,158	8,225	8,237
Sulawesi Utara	7,337	7,337	7,418	7,347	7,347	7,347
Sulawesi Tengah	7,896	7,913	7,913	7,986	7,965	8,010
Sulawesi Selatan	7,444	7,349	7,359	7,429	7,460	7,399
Sulawesi Tenggara	7,638	7,670	7,683	7,673	7,654	7,654
Gorontalo	7,355	7,438	7,395	7,357	7,339	7,339
Sulawesi Barat	7,771	7,743	7,728	7,728	7,742	7,742
Maluku	8,568	8,746	8,598	8,598	8,598	8,534
Maluku Utara	8,618	8,645	8,522	8,617	8,486	8,529
Papua Barat	8,993	9,204	9,174	9,270	9,316	9,326
Papua	9,813	9,634	9,613	9,832	9,653	9,617
Nasional	7,746	7,772	7,793	7,816	7,817	7,828

Lanjutan Tabel 1.46

Provinsi	Juli	Agustus	September	Oktober	November	Desember	Rata-rata
(1)	(8)	(9)	(10)	(11)	(12)	(13)	(14)
Aceh	8,028	8,075	8,075	8,111	8,136	8,147	8,038
Sumatera Utara	7,928	7,963	7,963	8,049	8,104	8,108	7,881
Sumatera Barat	7,463	7,478	7,488	7,496	7,491	7,544	7,478
Riau	7,823	7,959	7,995	7,994	8,038	8,079	7,833
Jambi	7,688	7,758	7,758	7,798	7,815	7,815	7,667
Sumatera Selatan	7,681	7,671	7,687	7,713	7,823	7,899	7,661
Bengkulu	7,703	7,762	7,804	7,899	7,923	7,817	7,684
Lampung	7,356	7,356	7,363	7,420	7,449	7,463	7,348
Kep. Bangka Belitung	7,863	7,863	7,863	7,863	7,870	8,068	7,824
Kepulauan Riau	7,149	7,171	7,295	7,295	7,160	7,160	7,186
Jawa Barat	7,375	7,450	7,448	7,541	7,565	7,571	7,405
Jawa Tengah	7,572	7,611	7,678	7,725	7,743	7,765	7,589
D. I. Yogyakarta	7,308	7,344	7,394	7,326	7,326	7,435	7,287
Jawa Timur	7,483	7,517	7,509	7,525	7,539	7,563	7,469
Banten	7,543	7,596	7,689	7,697	7,706	7,706	7,608
Bali	7,681	7,694	7,694	7,707	7,729	7,748	7,658
Nusa Tenggara Barat	8,515	8,683	8,683	8,804	8,791	8,875	8,594
Nusa Tenggara Timur	8,817	8,940	9,204	9,390	9,403	9,162	8,924
Kalimantan Barat	7,637	7,629	7,689	7,667	7,675	7,693	7,605
Kalimantan Tengah	7,371	7,383	7,399	7,419	7,364	7,460	7,385
Kalimantan Selatan	7,320	7,340	7,333	7,364	7,355	7,355	7,315
Kalimantan Timur	8,355	8,404	8,395	8,380	8,372	8,372	8,257
Sulawesi Utara	7,347	7,347	7,347	7,452	7,394	7,482	7,375
Sulawesi Tengah	8,002	8,051	8,318	8,025	8,015	8,057	8,013
Sulawesi Selatan	7,390	7,430	7,482	7,446	7,505	7,539	7,436
Sulawesi Tenggara	7,682	7,769	7,817	7,897	7,933	7,936	7,751
Gorontalo	7,339	7,341	7,341	7,341	7,369	7,369	7,360
Sulawesi Barat	7,742	7,821	7,843	7,820	7,849	7,863	7,783
Maluku	8,580	8,691	8,731	8,731	8,731	8,731	8,653
Maluku Utara	8,674	8,696	8,747	8,703	8,616	8,616	8,622
Papua Barat	9,427	9,632	9,719	9,734	9,676	10,120	9,466
Papua	9,617	9,666	9,864	9,721	9,742	9,720	9,708
Nasional	7,858	7,909	7,957	7,970	7,975	8,008	7,871

Tabel 1.47
Harga Konsumen Perdesaan Kelompok Bahan Makanan, 2010
Susu Perah/Murni (Rp/Liter)

Provinsi	Januari	Februari	Maret	April	Mei	Juni
(1)	(2)	(3)	(4)	(5)	(6)	(7)
Aceh	-	-	-	-	-	-
Sumatera Utara	10,500	10,500	10,500	10,500	10,500	10,500
Sumatera Barat	-	-	-	-	-	-
Riau	-	-	-	-	-	-
Jambi	-	-	-	-	-	-
Sumatera Selatan	-	-	-	-	-	-
Bengkulu	-	-	-	-	-	-
Lampung	-	-	-	-	-	-
Kep. Bangka Belitung	-	-	-	-	-	-
Kepulauan Riau	-	-	-	-	-	-
Jawa Barat	6,108	6,108	6,108	6,108	6,108	6,108
Jawa Tengah	6,407	6,407	6,454	6,454	6,454	6,501
D. I. Yogyakarta	4,567	4,567	4,567	4,567	4,567	4,567
Jawa Timur	5,399	5,444	5,514	5,523	5,523	5,523
Banten	-	-	-	-	-	-
Bali	-	-	-	-	-	-
Nusa Tenggara Barat	-	-	-	-	-	-
Nusa Tenggara Timur	5,000	5,000	5,000	5,000	5,000	5,000
Kalimantan Barat	-	-	-	-	-	-
Kalimantan Tengah	-	-	-	-	-	-
Kalimantan Selatan	-	-	-	-	-	-
Kalimantan Timur	-	-	-	-	-	-
Sulawesi Utara	-	-	-	-	-	-
Sulawesi Tengah	-	-	-	-	-	-
Sulawesi Selatan	-	-	-	-	-	-
Sulawesi Tenggara	-	-	-	-	-	-
Gorontalo	-	-	-	-	-	-
Sulawesi Barat	-	-	-	-	-	-
Maluku	-	-	-	-	-	-
Maluku Utara	-	-	-	-	-	-
Papua Barat	-	-	-	-	-	-
Papua	8,000	8,000	8,000	8,000	8,000	8,000
Nasional	6,569	6,575	6,592	6,593	6,593	6,600

Lanjutan Tabel 1.47

Provinsi	Juli	Agustus	September	Oktober	November	Desember	Rata-rata
(1)	(8)	(9)	(10)	(11)	(12)	(13)	(14)
Aceh	-	-	-	-	-	-	-
Sumatera Utara	10,500	10,500	10,500	10,500	9,975	9,975	10,413
Sumatera Barat	-	-	-	-	-	-	-
Riau	-	-	-	-	-	-	-
Jambi	-	-	-	-	-	-	-
Sumatera Selatan	-	-	-	-	-	-	-
Bengkulu	-	-	-	-	-	-	-
Lampung	-	-	-	-	-	-	-
Kep. Bangka Belitung	-	-	-	-	-	-	-
Kepulauan Riau	-	-	-	-	-	-	-
Jawa Barat	6,108	6,210	6,348	6,348	6,252	6,252	6,181
Jawa Tengah	6,501	6,501	6,435	6,435	6,435	6,615	6,467
D. I. Yogyakarta	4,567	4,567	4,567	4,567	4,567	4,567	4,567
Jawa Timur	5,624	5,677	5,742	5,744	5,774	5,774	5,605
Banten	-	-	-	-	-	-	-
Bali	-	-	-	-	-	-	-
Nusa Tenggara Barat	-	-	-	-	-	-	-
Nusa Tenggara Timur	5,000	5,000	5,000	5,000	5,000	5,000	5,000
Kalimantan Barat	-	-	-	-	-	-	-
Kalimantan Tengah	-	-	-	-	-	-	-
Kalimantan Selatan	-	-	-	-	-	-	-
Kalimantan Timur	-	-	-	-	-	-	-
Sulawesi Utara	-	-	-	-	-	-	-
Sulawesi Tengah	-	-	-	-	-	-	-
Sulawesi Selatan	-	-	-	-	-	-	-
Sulawesi Tenggara	-	-	-	-	-	-	-
Gorontalo	-	-	-	-	-	-	-
Sulawesi Barat	-	-	-	-	-	-	-
Maluku	-	-	-	-	-	-	-
Maluku Utara	-	-	-	-	-	-	-
Papua Barat	-	-	-	-	-	-	-
Papua	8,000	8,000	8,000	8,000	8,000	8,000	8,000
Nasional	6,614	6,636	6,656	6,656	6,572	6,598	6,604

Tabel 1.48
Harga Konsumen Perdesaan Kelompok Bahan Makanan, 2010
Susu Bubuk Instan (Rp/Kotak)

Provinsi	Januari	Februari	Maret	April	Mei	Juni
(1)	(2)	(3)	(4)	(5)	(6)	(7)
Aceh	28,009	28,009	28,009	28,009	28,009	28,009
Sumatera Utara	29,808	29,800	30,767	31,080	31,080	31,094
Sumatera Barat	26,712	26,712	26,712	26,712	26,826	26,896
Riau	27,989	28,208	27,934	27,994	28,182	28,286
Jambi	28,612	28,781	28,830	28,830	28,830	28,830
Sumatera Selatan	29,363	29,409	29,409	29,545	29,545	29,573
Bengkulu	30,862	30,862	30,862	31,071	31,071	31,071
Lampung	26,868	26,770	26,830	27,068	26,798	27,087
Kep. Bangka Belitung	28,772	28,628	28,628	28,664	28,664	28,664
Kepulauan Riau	27,378	27,586	27,586	27,812	27,812	27,505
Jawa Barat	25,725	25,865	26,546	26,878	26,889	26,938
Jawa Tengah	25,925	26,057	26,257	26,407	26,407	26,749
D. I. Yogyakarta	24,283	24,515	24,250	24,250	24,250	24,299
Jawa Timur	26,293	26,263	26,374	26,456	26,482	26,428
Banten	28,572	28,572	28,597	28,597	29,027	29,198
Bali	24,985	24,903	24,963	25,044	25,044	25,079
Nusa Tenggara Barat	28,603	28,486	28,871	28,954	29,046	29,046
Nusa Tenggara Timur	29,832	30,368	30,276	30,561	30,792	30,792
Kalimantan Barat	28,554	28,554	28,554	28,579	28,954	28,937
Kalimantan Tengah	29,125	29,688	29,985	29,985	29,949	29,949
Kalimantan Selatan	27,764	27,837	27,837	27,757	27,757	28,199
Kalimantan Timur	30,045	30,973	30,707	30,666	30,666	30,666
Sulawesi Utara	26,150	26,150	25,584	26,257	26,257	25,968
Sulawesi Tengah	31,657	31,803	31,803	31,869	31,926	31,966
Sulawesi Selatan	29,652	29,815	29,815	29,815	29,815	29,668
Sulawesi Tenggara	29,552	29,580	29,580	29,662	29,662	29,662
Gorontalo	24,553	24,695	25,893	25,601	25,601	25,601
Sulawesi Barat	32,488	32,297	32,998	32,264	32,264	32,264
Maluku	26,167	26,856	27,298	27,201	27,300	27,300
Maluku Utara	30,412	30,144	30,758	30,953	31,725	31,725
Papua Barat	32,442	31,359	31,359	31,363	31,600	32,022
Papua	25,362	25,124	25,423	25,267	25,267	25,979
Nasional	28,204	28,271	28,415	28,474	28,547	28,608

Lanjutan Tabel 1.48

Provinsi	Juli	Agustus	September	Oktober	November	Desember	Rata-rata
(1)	(8)	(9)	(10)	(11)	(12)	(13)	(14)
Aceh	28,036	28,147	28,160	28,235	28,285	28,345	28,105
Sumatera Utara	31,186	31,186	31,186	31,342	31,674	31,674	30,989
Sumatera Barat	27,460	27,181	27,205	27,243	27,243	27,207	27,009
Riau	28,468	28,468	28,639	28,639	28,677	28,955	28,370
Jambi	28,830	28,830	28,830	28,830	28,195	28,195	28,702
Sumatera Selatan	29,099	29,943	29,943	29,772	29,772	29,772	29,595
Bengkulu	31,063	31,063	31,063	31,101	31,101	31,588	31,065
Lampung	27,126	27,114	27,294	27,251	27,308	27,291	27,067
Kep. Bangka Belitung	28,664	28,664	28,664	28,751	28,751	28,847	28,697
Kepulauan Riau	28,089	28,089	28,089	28,089	28,126	28,126	27,857
Jawa Barat	27,278	27,372	27,464	27,482	27,299	27,288	26,919
Jawa Tengah	26,712	26,859	26,962	27,418	27,567	27,510	26,736
D. I. Yogyakarta	24,343	24,417	24,417	24,816	24,816	24,850	24,459
Jawa Timur	26,610	26,676	26,923	26,958	27,161	27,249	26,656
Banten	29,198	29,081	29,081	29,081	29,350	29,350	28,975
Bali	25,079	25,079	25,042	25,147	25,147	25,124	25,053
Nusa Tenggara Barat	28,990	29,659	29,659	29,732	29,732	29,732	29,209
Nusa Tenggara Timur	30,830	31,923	32,075	31,922	32,090	32,208	31,139
Kalimantan Barat	29,016	29,013	29,064	29,120	29,111	29,111	28,881
Kalimantan Tengah	30,175	30,218	30,218	30,256	30,231	30,834	30,051
Kalimantan Selatan	28,199	28,199	28,199	28,358	28,414	28,459	28,082
Kalimantan Timur	30,441	30,441	31,068	31,068	31,068	31,068	30,740
Sulawesi Utara	25,968	25,968	26,052	26,052	26,052	26,088	26,046
Sulawesi Tengah	32,226	32,226	32,289	32,358	32,358	32,144	32,052
Sulawesi Selatan	29,668	29,668	29,760	29,760	29,760	29,929	29,760
Sulawesi Tenggara	29,662	29,662	29,662	29,756	29,635	29,571	29,637
Gorontalo	25,601	25,601	25,643	25,686	26,058	26,058	25,549
Sulawesi Barat	32,264	32,483	32,594	32,594	32,257	32,593	32,447
Maluku	27,300	28,306	28,306	28,306	28,232	28,647	27,601
Maluku Utara	31,486	31,486	31,084	31,084	31,220	31,220	31,108
Papua Barat	33,104	33,721	33,670	33,608	33,971	35,513	32,811
Papua	26,200	26,200	26,316	26,316	26,316	26,206	25,831
Nasional	28,699	28,842	28,894	28,942	28,968	29,086	28,662

Tabel 1.49
Harga Konsumen Perdesaan Kelompok Bahan Makanan, 2010
Susu Cair Kemasan (Rp/Kemas)

Provinsi	Januari	Februari	Maret	April	Mei	Juni
(1)	(2)	(3)	(4)	(5)	(6)	(7)
Aceh	2,862	2,862	2,862	2,952	2,952	2,874
Sumatera Utara	2,456	2,456	2,456	2,456	2,456	2,456
Sumatera Barat	4,594	4,594	4,594	4,594	4,642	4,642
Riau	3,093	3,093	3,134	3,134	3,134	3,173
Jambi	2,719	2,719	2,719	2,719	2,913	2,913
Sumatera Selatan	3,190	3,190	3,190	3,190	3,190	3,190
Bengkulu	2,179	2,088	2,023	2,023	2,023	2,023
Lampung	3,001	3,001	2,983	2,989	3,006	2,990
Kep. Bangka Belitung	3,658	3,658	3,658	3,650	3,650	3,650
Kepulauan Riau	3,515	3,515	3,515	3,515	3,515	3,515
Jawa Barat	2,409	2,460	2,446	2,441	2,473	2,522
Jawa Tengah	2,424	2,417	2,426	2,426	2,426	2,426
D. I. Yogyakarta	3,108	3,126	3,126	3,126	3,151	3,173
Jawa Timur	2,651	2,648	2,658	2,678	2,679	2,680
Banten	2,647	2,726	2,726	2,726	2,726	2,726
Bali	3,541	3,541	3,541	3,541	3,541	3,541
Nusa Tenggara Barat	3,536	3,578	3,578	3,578	3,578	3,578
Nusa Tenggara Timur	6,278	6,278	6,278	6,278	6,278	6,278
Kalimantan Barat	3,149	3,093	3,157	3,223	3,281	3,281
Kalimantan Tengah	3,121	3,121	3,121	3,187	3,202	3,202
Kalimantan Selatan	2,994	2,994	2,994	3,138	3,138	3,153
Kalimantan Timur	4,133	4,384	4,392	4,396	4,396	4,396
Sulawesi Utara	3,453	3,453	3,453	3,453	3,453	3,453
Sulawesi Tengah	2,968	2,968	2,968	2,968	2,968	2,980
Sulawesi Selatan	2,953	2,953	2,953	3,071	3,071	3,130
Sulawesi Tenggara	3,998	3,998	3,998	3,998	3,998	3,998
Gorontalo	2,685	2,685	2,685	2,685	2,685	2,685
Sulawesi Barat	3,541	3,541	3,935	4,075	4,075	4,075
Maluku	6,041	6,041	6,041	6,041	6,041	6,041
Maluku Utara	4,341	4,248	4,262	4,289	4,396	4,396
Papua Barat	5,232	5,369	5,332	5,441	5,441	5,441
Papua	4,413	4,413	4,308	4,308	4,308	4,308
Nasional	3,465	3,475	3,485	3,509	3,525	3,528

Lanjutan Tabel 1.49

Provinsi	Juli	Agustus	September	Oktober	November	Desember	Rata-rata
(1)	(8)	(9)	(10)	(11)	(12)	(13)	(14)
Aceh	2,874	2,874	2,934	2,934	2,934	2,841	2,896
Sumatera Utara	2,456	2,456	2,456	2,456	2,456	2,456	2,456
Sumatera Barat	4,531	4,531	4,531	4,573	4,573	4,573	4,581
Riau	3,269	3,215	3,312	3,312	3,229	3,229	3,194
Jambi	2,913	3,069	3,069	3,069	3,069	3,069	2,913
Sumatera Selatan	3,190	3,190	3,190	3,245	3,429	3,429	3,235
Bengkulu	2,149	2,176	2,176	2,188	2,222	2,222	2,124
Lampung	2,990	2,994	2,994	2,949	3,026	2,963	2,991
Kep. Bangka Belitung	3,650	3,771	3,771	3,873	3,798	3,900	3,724
Kepulauan Riau	3,515	3,515	3,749	3,749	3,749	3,749	3,593
Jawa Barat	2,523	2,523	2,519	2,516	2,496	2,540	2,489
Jawa Tengah	2,430	2,430	2,465	2,465	2,465	2,479	2,440
D. I. Yogyakarta	3,173	3,173	3,173	3,173	3,208	3,208	3,160
Jawa Timur	2,711	2,748	2,769	2,791	2,795	2,802	2,717
Banten	2,726	2,690	2,806	2,780	2,780	2,780	2,736
Bali	3,541	3,541	3,541	3,541	3,541	3,541	3,541
Nusa Tenggara Barat	3,578	3,578	3,578	3,578	3,578	3,578	3,574
Nusa Tenggara Timur	6,278	6,278	6,278	6,278	6,278	6,278	6,278
Kalimantan Barat	3,339	3,339	3,339	3,339	3,339	3,339	3,268
Kalimantan Tengah	3,202	3,202	3,202	3,202	3,202	3,202	3,180
Kalimantan Selatan	3,153	3,153	3,153	3,168	3,186	3,186	3,117
Kalimantan Timur	4,472	4,472	4,554	4,554	4,554	4,539	4,437
Sulawesi Utara	3,453	3,453	3,453	3,453	3,453	3,453	3,453
Sulawesi Tengah	2,994	3,020	3,064	3,053	3,053	3,065	3,006
Sulawesi Selatan	3,130	3,130	3,130	3,130	3,130	3,130	3,076
Sulawesi Tenggara	4,031	4,092	4,092	4,092	4,092	4,092	4,040
Gorontalo	2,685	2,685	2,685	2,685	2,685	2,685	2,685
Sulawesi Barat	4,075	4,143	4,143	4,143	4,143	4,143	4,003
Maluku	6,041	6,041	6,041	6,041	6,041	6,041	6,041
Maluku Utara	4,488	4,488	4,487	4,487	4,487	4,487	4,405
Papua Barat	5,568	5,774	5,774	5,774	5,774	5,934	5,571
Papua	4,308	4,308	4,539	4,344	4,344	4,344	4,354
Nasional	3,545	3,564	3,593	3,592	3,597	3,602	3,540

Tabel 1.50
Harga Konsumen Perdesaan Kelompok Bahan Makanan, 2010
Susu Bubuk Bayi (Rp/Kotak)

Provinsi	Januari	Februari	Maret	April	Mei	Juni
(1)	(2)	(3)	(4)	(5)	(6)	(7)
Aceh	26,281	26,281	26,281	26,668	26,668	26,354
Sumatera Utara	33,623	33,633	33,654	33,827	33,827	33,827
Sumatera Barat	27,169	27,169	26,717	26,820	27,184	27,263
Riau	40,338	40,338	40,198	40,198	40,198	40,507
Jambi	31,187	31,187	31,671	31,149	31,149	31,149
Sumatera Selatan	28,430	31,416	31,416	31,416	31,416	31,516
Bengkulu	24,903	24,903	24,903	24,903	24,903	24,903
Lampung	28,473	28,476	28,496	28,659	28,414	28,767
Kep. Bangka Belitung	32,591	32,475	32,475	34,279	34,279	34,279
Kepulauan Riau	33,896	35,929	35,929	35,929	35,929	35,929
Jawa Barat	28,839	28,793	28,818	28,812	28,786	28,944
Jawa Tengah	28,448	28,493	28,682	28,533	28,533	28,683
D. I. Yogyakarta	23,670	24,013	24,118	24,115	24,115	24,115
Jawa Timur	29,129	29,119	29,377	29,379	29,397	29,569
Banten	29,662	29,662	30,058	29,731	29,731	29,731
Bali	30,083	29,964	29,964	29,964	29,964	29,964
Nusa Tenggara Barat	28,124	27,886	28,082	28,082	28,082	28,082
Nusa Tenggara Timur	28,641	29,477	29,340	29,340	29,467	29,701
Kalimantan Barat	31,857	31,857	31,857	32,388	33,055	34,154
Kalimantan Tengah	32,714	32,714	33,070	33,319	33,319	33,319
Kalimantan Selatan	22,646	23,517	23,517	23,603	23,603	23,603
Kalimantan Timur	49,274	51,482	50,859	51,302	51,302	51,302
Sulawesi Utara	29,923	29,923	29,923	29,923	29,923	29,923
Sulawesi Tengah	28,659	30,128	30,128	30,128	30,128	30,128
Sulawesi Selatan	34,567	34,567	34,567	34,567	34,567	34,567
Sulawesi Tenggara	27,957	28,005	28,005	27,835	27,709	27,709
Gorontalo	22,221	22,314	22,273	22,256	22,273	22,397
Sulawesi Barat	28,457	28,623	28,455	28,455	28,455	28,403
Maluku	35,021	35,913	35,912	35,002	34,599	34,805
Maluku Utara	37,202	37,202	37,109	37,109	37,049	36,934
Papua Barat	32,077	31,874	31,522	31,658	31,658	33,165
Papua	29,209	29,209	30,707	30,471	29,589	29,874
Nasional	30,477	30,829	30,878	30,932	30,915	31,049

Lanjutan Tabel 1.50

Provinsi	Juli	Agustus	September	Oktober	November	Desember	Rata-rata
(1)	(8)	(9)	(10)	(11)	(12)	(13)	(14)
Aceh	26,795	26,815	26,815	28,263	28,553	28,553	27,027
Sumatera Utara	33,917	33,917	33,917	33,917	34,071	34,071	33,850
Sumatera Barat	27,335	27,263	27,263	27,304	27,304	27,323	27,176
Riau	40,768	41,080	41,080	40,955	40,955	41,641	40,688
Jambi	31,149	31,701	31,701	31,701	31,701	31,701	31,429
Sumatera Selatan	31,550	31,550	31,647	32,651	32,651	32,651	31,526
Bengkulu	24,903	24,903	24,903	25,509	25,509	25,509	25,055
Lampung	28,767	28,767	28,767	28,767	28,894	28,947	28,683
Kep. Bangka Belitung	34,279	34,279	34,279	34,347	34,347	34,560	33,873
Kepulauan Riau	35,929	35,929	35,929	38,325	38,325	38,325	36,359
Jawa Barat	28,941	28,941	28,942	28,915	28,831	28,901	28,872
Jawa Tengah	28,791	28,847	28,838	28,969	28,962	28,795	28,715
D. I. Yogyakarta	24,115	24,115	24,115	24,115	24,115	24,115	24,070
Jawa Timur	29,712	29,770	29,826	29,860	29,881	29,895	29,576
Banten	29,646	29,703	29,703	30,180	30,180	29,831	29,818
Bali	29,964	29,964	29,964	29,964	29,964	29,964	29,974
Nusa Tenggara Barat	28,082	28,363	28,363	28,363	28,363	28,363	28,186
Nusa Tenggara Timur	32,259	34,310	34,373	34,445	34,596	34,596	31,712
Kalimantan Barat	34,238	34,238	34,238	34,249	34,329	34,329	33,399
Kalimantan Tengah	33,521	33,521	33,521	33,235	32,958	32,958	33,181
Kalimantan Selatan	23,603	23,603	23,733	24,025	24,635	24,635	23,727
Kalimantan Timur	51,657	53,239	53,834	53,260	53,260	53,260	52,003
Sulawesi Utara	29,923	29,923	29,923	29,923	29,923	29,923	29,923
Sulawesi Tengah	30,264	30,264	30,264	32,383	31,924	31,855	30,521
Sulawesi Selatan	34,567	34,567	34,567	34,567	34,567	34,611	34,570
Sulawesi Tenggara	27,709	27,853	27,853	27,903	27,903	27,903	27,862
Gorontalo	22,397	22,397	22,397	22,397	22,397	22,488	22,351
Sulawesi Barat	28,456	28,456	28,456	28,747	28,747	28,747	28,538
Maluku	34,805	35,004	35,081	35,081	35,209	35,496	35,161
Maluku Utara	35,893	36,075	36,075	36,075	36,075	36,075	36,573
Papua Barat	33,165	33,165	33,165	32,926	33,201	33,201	32,565
Papua	29,874	29,587	29,648	31,549	33,652	35,090	30,705
Nasional	31,156	31,316	31,349	31,652	31,749	31,822	31,177

Tabel 1.51
Harga Konsumen Perdesaan Kelompok Bahan Makanan, 2010
Makanan Bayi (Rp/Kotak)

Provinsi	Januari	Februari	Maret	April	Mei	Juni
(1)	(2)	(3)	(4)	(5)	(6)	(7)
Aceh	13,154	13,271	13,271	13,271	13,271	13,389
Sumatera Utara	9,221	9,289	9,384	9,327	9,327	9,327
Sumatera Barat	14,943	14,917	14,944	14,944	14,985	14,611
Riau	17,181	17,181	16,988	16,932	16,984	16,984
Jambi	13,531	13,531	13,777	13,631	13,631	13,631
Sumatera Selatan	14,871	14,871	14,871	14,783	14,877	14,877
Bengkulu	11,780	11,780	11,780	12,075	12,075	12,075
Lampung	9,515	9,545	9,349	9,558	9,609	9,561
Kep. Bangka Belitung	11,497	11,497	11,497	11,497	11,497	11,497
Kepulauan Riau	15,841	16,315	16,315	16,315	15,538	15,538
Jawa Barat	9,817	9,875	9,817	10,413	10,413	10,483
Jawa Tengah	10,895	10,919	11,012	11,012	11,012	11,012
D. I. Yogyakarta	10,328	10,402	10,402	10,402	10,402	10,402
Jawa Timur	10,305	10,329	10,375	10,382	10,415	10,527
Banten	11,211	11,225	11,225	11,225	11,225	11,225
Bali	10,459	10,919	10,919	10,919	11,257	11,257
Nusa Tenggara Barat	14,228	14,228	14,228	14,228	14,228	14,228
Nusa Tenggara Timur	14,079	14,079	14,079	14,079	14,079	14,079
Kalimantan Barat	15,498	15,498	15,498	15,541	15,860	15,860
Kalimantan Tengah	11,938	11,938	12,134	12,583	12,583	12,583
Kalimantan Selatan	12,498	12,671	12,671	12,671	12,671	12,671
Kalimantan Timur	16,431	16,870	17,145	17,145	17,145	17,145
Sulawesi Utara	10,246	10,246	10,149	10,149	10,149	10,149
Sulawesi Tengah	15,149	15,149	15,206	15,291	15,291	15,291
Sulawesi Selatan	13,988	14,081	14,081	14,081	14,081	14,081
Sulawesi Tenggara	10,480	10,480	10,480	10,480	10,480	10,480
Gorontalo	14,134	14,134	13,910	13,910	13,910	13,910
Sulawesi Barat	11,987	11,987	13,077	13,355	13,355	13,355
Maluku	17,152	18,032	18,032	18,032	18,032	18,032
Maluku Utara	16,113	16,113	16,113	16,113	16,113	16,065
Papua Barat	14,637	14,530	14,368	14,560	14,560	14,560
Papua	11,381	11,381	11,381	11,381	12,059	11,693
Nasional	12,953	13,040	13,077	13,134	13,160	13,143

Lanjutan Tabel 1.51

Provinsi	Juli	Agustus	September	Oktober	November	Desember	Rata-rata
(1)	(8)	(9)	(10)	(11)	(12)	(13)	(14)
Aceh	13,438	13,708	13,708	13,708	13,874	13,720	13,482
Sumatera Utara	9,327	9,327	9,327	9,327	9,327	9,327	9,320
Sumatera Barat	14,533	14,533	14,533	14,533	14,690	14,868	14,753
Riau	16,984	16,899	16,839	17,268	17,268	17,268	17,065
Jambi	13,631	13,940	14,081	14,081	14,125	14,125	13,810
Sumatera Selatan	16,814	16,814	16,814	17,137	16,874	16,874	15,873
Bengkulu	11,790	11,790	11,790	12,036	12,036	12,337	11,945
Lampung	9,561	9,561	9,561	9,615	9,615	9,615	9,555
Kep. Bangka Belitung	11,497	11,976	11,976	11,976	11,976	11,976	11,696
Kepulauan Riau	15,538	15,538	15,538	15,538	15,538	15,538	15,758
Jawa Barat	10,466	10,466	10,353	10,417	10,593	10,606	10,310
Jawa Tengah	11,061	11,061	10,960	11,003	11,116	11,420	11,040
D. I. Yogyakarta	10,402	10,402	11,512	11,512	11,512	11,710	10,782
Jawa Timur	10,527	10,504	10,527	10,543	10,637	10,637	10,476
Banten	10,708	10,708	10,708	10,708	10,708	10,708	10,965
Bali	11,257	11,299	11,299	11,299	11,307	11,307	11,125
Nusa Tenggara Barat	14,228	14,228	14,228	14,228	14,228	14,228	14,228
Nusa Tenggara Timur	14,079	14,079	14,079	14,079	14,079	14,079	14,079
Kalimantan Barat	16,162	16,991	16,991	16,991	16,946	16,946	16,232
Kalimantan Tengah	12,700	12,700	12,700	12,591	12,591	12,591	12,469
Kalimantan Selatan	12,671	12,732	12,803	13,047	12,889	12,889	12,741
Kalimantan Timur	17,399	17,399	17,399	17,355	17,355	17,355	17,179
Sulawesi Utara	10,250	10,250	10,259	10,259	10,259	10,280	10,220
Sulawesi Tengah	15,393	15,393	15,393	15,393	15,586	15,482	15,335
Sulawesi Selatan	14,081	14,081	14,081	14,081	14,081	14,081	14,073
Sulawesi Tenggara	10,480	10,480	10,749	10,749	10,926	10,926	10,599
Gorontalo	13,910	14,108	14,108	13,579	13,579	13,579	13,897
Sulawesi Barat	13,557	13,557	13,557	13,557	13,636	13,636	13,218
Maluku	18,032	18,032	18,032	18,032	18,032	18,321	17,983
Maluku Utara	16,323	16,323	16,323	16,323	16,167	16,167	16,188
Papua Barat	14,560	15,385	15,385	15,385	15,385	15,543	14,905
Papua	11,693	11,693	11,693	11,693	11,778	11,778	11,634
Nasional	13,220	13,311	13,353	13,376	13,397	13,435	13,217

Tabel 1.52
Harga Konsumen Perdesaan Kelompok Bahan Makanan, 2010
Telur Ayam Negri/Ras (Rp/Kg)

Provinsi	Januari	Februari	Maret	April	Mei	Juni
(1)	(2)	(3)	(4)	(5)	(6)	(7)
Aceh	13,977	14,362	14,279	14,936	14,913	14,770
Sumatera Utara	11,701	11,613	11,818	11,871	11,830	11,791
Sumatera Barat	13,564	13,458	13,544	13,659	13,503	13,632
Riau	14,733	14,794	14,976	15,201	15,874	16,088
Jambi	13,529	13,508	13,508	13,631	13,834	13,891
Sumatera Selatan	14,288	14,334	14,398	14,283	14,282	14,337
Bengkulu	15,680	15,680	15,680	15,680	15,461	15,874
Lampung	14,412	13,862	13,939	14,394	14,296	14,441
Kep. Bangka Belitung	14,758	14,679	14,815	14,738	14,738	14,738
Kepulauan Riau	16,475	16,475	16,552	16,684	16,758	16,758
Jawa Barat	13,463	13,227	13,355	13,440	13,444	13,796
Jawa Tengah	11,975	12,007	12,406	12,577	12,377	12,812
D. I. Yogyakarta	11,720	11,546	11,918	12,081	11,950	12,478
Jawa Timur	11,684	11,675	12,112	12,299	12,021	12,585
Banten	15,246	14,833	15,146	15,299	15,165	15,059
Bali	13,090	12,990	12,954	12,879	12,953	13,046
Nusa Tenggara Barat	14,577	14,628	15,220	15,164	15,074	15,228
Nusa Tenggara Timur	15,562	16,232	17,193	17,342	17,641	17,622
Kalimantan Barat	17,444	17,105	17,654	17,539	17,593	17,808
Kalimantan Tengah	15,447	15,457	15,502	15,552	15,552	15,552
Kalimantan Selatan	15,083	15,487	15,594	15,277	15,065	14,737
Kalimantan Timur	19,500	19,297	20,013	20,392	20,534	20,596
Sulawesi Utara	13,044	13,044	13,044	13,110	13,110	13,110
Sulawesi Tengah	16,155	16,363	16,403	16,574	16,601	16,689
Sulawesi Selatan	13,808	13,619	14,129	14,170	14,508	15,121
Sulawesi Tenggara	16,082	16,251	16,559	16,344	16,414	16,414
Gorontalo	16,005	16,208	15,630	15,630	15,581	15,582
Sulawesi Barat	14,840	14,717	14,703	15,155	15,244	15,110
Maluku	19,814	20,485	21,300	22,121	21,977	21,772
Maluku Utara	18,754	18,785	19,751	20,111	19,688	20,655
Papua Barat	24,498	24,146	24,196	23,994	22,931	23,901
Papua	29,417	28,681	29,478	29,240	29,490	31,697
Nasional	15,635	15,611	15,868	15,980	15,950	16,178

Lanjutan Tabel 1.52

Provinsi	Juli	Agustus	September	Oktober	November	Desember	Rata-rata
(1)	(8)	(9)	(10)	(11)	(12)	(13)	(14)
Aceh	14,773	15,460	15,734	15,827	15,827	15,949	15,067
Sumatera Utara	12,131	12,346	12,407	12,585	12,667	13,051	12,151
Sumatera Barat	14,124	14,507	14,891	14,884	14,713	14,972	14,121
Riau	17,171	18,384	18,628	18,323	18,323	18,211	16,725
Jambi	14,414	15,390	15,153	15,437	15,396	15,546	14,436
Sumatera Selatan	14,583	14,836	14,848	14,967	15,115	15,208	14,623
Bengkulu	16,220	17,228	17,434	17,059	17,741	17,851	16,466
Lampung	14,622	15,310	15,401	15,231	15,289	15,289	14,707
Kep. Bangka Belitung	15,327	15,528	15,528	15,610	15,610	15,935	15,167
Kepulauan Riau	16,758	17,258	17,660	17,260	17,260	17,394	16,941
Jawa Barat	14,612	14,727	14,612	14,485	14,598	14,860	14,052
Jawa Tengah	13,648	13,788	13,862	13,516	13,791	13,751	13,043
D. I. Yogyakarta	13,085	13,388	13,029	13,086	13,320	13,662	12,605
Jawa Timur	13,347	13,661	13,599	13,197	13,503	13,679	12,780
Banten	15,683	16,104	16,196	16,141	16,401	16,379	15,638
Bali	13,525	13,741	14,091	14,088	14,300	14,592	13,521
Nusa Tenggara Barat	15,613	16,753	16,927	16,786	16,786	16,977	15,811
Nusa Tenggara Timur	17,905	17,752	18,095	17,964	17,923	17,664	17,408
Kalimantan Barat	18,542	19,108	19,581	18,099	18,406	19,394	18,189
Kalimantan Tengah	15,656	15,770	15,770	15,714	15,714	15,714	15,616
Kalimantan Selatan	15,543	15,848	15,944	15,821	15,999	16,073	15,539
Kalimantan Timur	20,253	20,591	21,179	21,157	21,762	21,790	20,589
Sulawesi Utara	13,110	13,925	13,925	13,247	13,568	14,735	13,414
Sulawesi Tengah	16,645	18,035	18,192	18,175	17,872	18,570	17,189
Sulawesi Selatan	15,863	16,186	16,642	16,176	16,444	16,879	15,296
Sulawesi Tenggara	17,051	17,496	18,144	17,927	17,862	18,236	17,065
Gorontalo	15,847	16,737	17,515	16,834	16,493	16,939	16,250
Sulawesi Barat	15,468	17,156	17,256	16,305	16,612	16,149	15,726
Maluku	21,722	22,775	22,866	22,530	23,147	23,229	21,978
Maluku Utara	21,287	21,287	21,107	21,120	21,120	22,466	20,511
Papua Barat	24,250	24,934	24,524	24,837	25,188	25,563	24,413
Papua	31,697	32,263	31,730	31,277	31,061	31,504	30,628
Nasional	16,577	17,133	17,265	17,052	17,182	17,444	16,490

Tabel 1.53
Harga Konsumen Perdesaan Kelompok Bahan Makanan, 2010
Telur Ayam Buras (Rp/Butir)

Provinsi	Januari	Februari	Maret	April	Mei	Juni
(1)	(2)	(3)	(4)	(5)	(6)	(7)
Aceh	1,667	1,713	1,703	1,782	1,779	1,762
Sumatera Utara	1,825	1,811	1,843	1,851	1,845	1,839
Sumatera Barat	1,433	1,422	1,431	1,443	1,427	1,441
Riau	1,766	1,774	1,796	1,823	1,903	1,929
Jambi	1,725	1,723	1,723	1,738	1,764	1,772
Sumatera Selatan	1,779	1,785	1,793	1,779	1,779	1,785
Bengkulu	1,719	1,719	1,719	1,719	1,695	1,740
Lampung	1,481	1,425	1,433	1,479	1,469	1,484
Kep. Bangka Belitung	1,601	1,593	1,607	1,599	1,599	1,599
Kepulauan Riau	1,830	1,830	1,839	1,854	1,862	1,862
Jawa Barat	1,478	1,452	1,466	1,475	1,476	1,514
Jawa Tengah	1,301	1,305	1,348	1,367	1,345	1,392
D. I. Yogyakarta	1,161	1,144	1,181	1,197	1,184	1,236
Jawa Timur	1,140	1,139	1,182	1,200	1,173	1,228
Banten	1,455	1,415	1,445	1,460	1,447	1,437
Bali	1,303	1,293	1,289	1,282	1,289	1,298
Nusa Tenggara Barat	1,417	1,422	1,480	1,474	1,465	1,480
Nusa Tenggara Timur	1,857	1,937	2,052	2,069	2,105	2,103
Kalimantan Barat	1,817	1,782	1,839	1,827	1,833	1,855
Kalimantan Tengah	1,555	1,556	1,561	1,566	1,566	1,566
Kalimantan Selatan	1,317	1,352	1,361	1,334	1,315	1,286
Kalimantan Timur	2,123	2,101	2,179	2,220	2,235	2,242
Sulawesi Utara	1,701	1,701	1,701	1,709	1,709	1,709
Sulawesi Tengah	1,604	1,624	1,628	1,645	1,648	1,657
Sulawesi Selatan	1,453	1,433	1,487	1,491	1,527	1,591
Sulawesi Tenggara	1,563	1,580	1,610	1,589	1,596	1,596
Gorontalo	1,235	1,250	1,206	1,206	1,202	1,202
Sulawesi Barat	1,267	1,257	1,255	1,294	1,302	1,290
Maluku	2,524	2,609	2,713	2,817	2,799	2,773
Maluku Utara	1,884	1,887	1,984	2,021	1,978	2,075
Papua Barat	2,719	2,680	2,686	2,664	2,546	2,653
Papua	3,461	3,375	3,468	3,440	3,470	3,730
Nasional	1,693	1,690	1,719	1,732	1,729	1,754

Lanjutan Tabel 1.53

Provinsi	Juli	Agustus	September	Oktober	November	Desember	Rata-rata
(1)	(8)	(9)	(10)	(11)	(12)	(13)	(14)
Aceh	1,762	1,844	1,877	1,888	1,888	1,903	1,797
Sumatera Utara	1,892	1,925	1,935	1,963	1,975	2,035	1,895
Sumatera Barat	1,493	1,533	1,574	1,573	1,555	1,582	1,492
Riau	2,059	2,204	2,233	2,197	2,197	2,183	2,005
Jambi	1,838	1,963	1,932	1,969	1,964	1,983	1,841
Sumatera Selatan	1,816	1,848	1,849	1,864	1,882	1,894	1,821
Bengkulu	1,778	1,889	1,911	1,870	1,945	1,957	1,805
Lampung	1,503	1,573	1,583	1,565	1,571	1,571	1,512
Kep. Bangka Belitung	1,663	1,685	1,685	1,694	1,694	1,729	1,646
Kepulauan Riau	1,862	1,917	1,962	1,918	1,918	1,932	1,882
Jawa Barat	1,604	1,616	1,604	1,590	1,602	1,631	1,542
Jawa Tengah	1,483	1,499	1,507	1,469	1,499	1,495	1,417
D. I. Yogyakarta	1,297	1,327	1,291	1,297	1,320	1,354	1,249
Jawa Timur	1,302	1,333	1,327	1,288	1,318	1,335	1,247
Banten	1,496	1,537	1,545	1,540	1,565	1,563	1,492
Bali	1,346	1,368	1,402	1,402	1,423	1,452	1,346
Nusa Tenggara Barat	1,518	1,629	1,646	1,632	1,632	1,650	1,537
Nusa Tenggara Timur	2,136	2,118	2,159	2,143	2,139	2,108	2,077
Kalimantan Barat	1,932	1,991	2,040	1,886	1,918	2,021	1,895
Kalimantan Tengah	1,576	1,588	1,588	1,582	1,582	1,582	1,572
Kalimantan Selatan	1,357	1,383	1,392	1,381	1,397	1,403	1,356
Kalimantan Timur	2,205	2,242	2,306	2,303	2,369	2,372	2,241
Sulawesi Utara	1,709	1,816	1,816	1,727	1,769	1,921	1,749
Sulawesi Tengah	1,652	1,790	1,806	1,804	1,774	1,843	1,706
Sulawesi Selatan	1,669	1,703	1,751	1,702	1,730	1,776	1,609
Sulawesi Tenggara	1,657	1,701	1,764	1,743	1,736	1,773	1,659
Gorontalo	1,222	1,291	1,351	1,299	1,272	1,307	1,253
Sulawesi Barat	1,321	1,465	1,473	1,392	1,418	1,379	1,343
Maluku	2,767	2,901	2,912	2,870	2,948	2,959	2,799
Maluku Utara	2,139	2,139	2,121	2,122	2,122	2,257	2,061
Papua Barat	2,692	2,768	2,722	2,757	2,796	2,838	2,710
Papua	3,730	3,796	3,733	3,680	3,655	3,707	3,604
Nasional	1,796	1,856	1,869	1,847	1,862	1,890	1,786

Tabel 1.54
Harga Konsumen Perdesaan Kelompok Bahan Makanan, 2010
Telur Itik/Bebek (Rp/Butir)

Provinsi	Januari	Februari	Maret	April	Mei	Juni
(1)	(2)	(3)	(4)	(5)	(6)	(7)
Aceh	1,891	1,891	1,931	1,976	1,976	1,939
Sumatera Utara	1,625	1,629	1,769	1,819	1,792	1,792
Sumatera Barat	1,714	1,712	1,712	1,748	1,747	1,713
Riau	2,191	2,209	2,209	2,209	2,251	2,233
Jambi	1,910	1,910	1,930	1,912	1,912	1,912
Sumatera Selatan	1,827	1,896	1,855	1,838	1,838	1,838
Bengkulu	2,050	2,050	2,050	2,082	2,082	2,135
Lampung	1,757	1,731	1,731	1,741	1,741	1,741
Kep. Bangka Belitung	1,927	1,927	1,908	1,930	1,930	1,930
Kepulauan Riau	2,038	2,135	2,135	2,135	2,135	2,135
Jawa Barat	1,625	1,615	1,613	1,640	1,629	1,639
Jawa Tengah	1,358	1,371	1,379	1,395	1,397	1,396
D. I. Yogyakarta	1,352	1,379	1,369	1,369	1,365	1,379
Jawa Timur	1,349	1,356	1,369	1,378	1,379	1,394
Banten	1,629	1,629	1,629	1,652	1,634	1,634
Bali	1,540	1,556	1,577	1,572	1,569	1,576
Nusa Tenggara Barat	1,434	1,453	1,448	1,460	1,460	1,460
Nusa Tenggara Timur	2,200	2,933	2,933	2,933	2,933	2,933
Kalimantan Barat	1,967	1,967	1,990	1,990	1,990	1,990
Kalimantan Tengah	1,886	1,881	1,899	1,903	1,929	1,929
Kalimantan Selatan	1,643	1,659	1,712	1,727	1,712	1,689
Kalimantan Timur	2,280	2,485	2,485	2,485	2,518	2,518
Sulawesi Utara	1,417	1,417	1,417	1,417	1,417	1,417
Sulawesi Tengah	1,603	1,603	1,603	1,603	1,625	1,625
Sulawesi Selatan	1,491	1,517	1,557	1,532	1,532	1,455
Sulawesi Tenggara	1,586	1,596	1,596	1,617	1,617	1,617
Gorontalo	1,100	1,100	1,100	1,100	1,100	1,100
Sulawesi Barat	1,605	1,651	1,655	1,558	1,579	1,543
Maluku	2,375	2,375	2,375	2,375	2,375	2,375
Maluku Utara	2,000	2,000	2,000	2,000	2,000	2,000
Papua Barat	2,500	2,760	2,699	2,783	2,783	3,233
Papua	2,683	2,683	2,683	2,683	2,683	2,683
Nasional	1,799	1,846	1,854	1,861	1,863	1,874

Lanjutan Tabel 1.54

Provinsi	Juli	Agustus	September	Oktober	November	Desember	Rata-rata
(1)	(8)	(9)	(10)	(11)	(12)	(13)	(14)
Aceh	1,939	1,939	2,144	2,144	2,110	2,110	1,999
Sumatera Utara	1,803	1,897	1,909	1,931	1,958	1,958	1,823
Sumatera Barat	1,799	1,790	1,789	1,801	1,801	1,805	1,761
Riau	2,304	2,280	2,365	2,288	2,288	2,340	2,264
Jambi	1,912	1,956	1,956	1,956	1,956	1,956	1,931
Sumatera Selatan	1,819	1,857	1,911	1,881	1,881	1,834	1,856
Bengkulu	2,204	2,228	2,228	2,228	2,158	2,302	2,150
Lampung	1,770	1,750	1,750	1,750	1,750	1,732	1,745
Kep. Bangka Belitung	1,930	1,962	1,962	2,078	2,108	2,108	1,975
Kepulauan Riau	2,135	2,241	2,241	2,241	2,241	2,316	2,177
Jawa Barat	1,674	1,693	1,725	1,719	1,720	1,745	1,670
Jawa Tengah	1,411	1,417	1,432	1,435	1,447	1,451	1,407
D. I. Yogyakarta	1,392	1,418	1,421	1,459	1,473	1,491	1,406
Jawa Timur	1,418	1,433	1,439	1,436	1,436	1,437	1,402
Banten	1,634	1,695	1,706	1,713	1,721	1,721	1,667
Bali	1,624	1,624	1,636	1,692	1,660	1,668	1,608
Nusa Tenggara Barat	1,465	1,465	1,478	1,478	1,478	1,473	1,463
Nusa Tenggara Timur	2,933	2,816	2,816	2,816	2,816	2,816	2,823
Kalimantan Barat	2,025	2,025	2,025	2,097	2,052	2,088	2,017
Kalimantan Tengah	1,954	2,063	2,071	2,071	2,052	2,052	1,974
Kalimantan Selatan	1,738	1,751	1,730	1,739	1,772	1,789	1,722
Kalimantan Timur	2,518	2,545	2,595	2,647	2,647	2,654	2,532
Sulawesi Utara	1,417	1,488	1,488	1,438	1,466	1,588	1,449
Sulawesi Tengah	1,625	1,625	1,637	1,644	1,660	1,687	1,628
Sulawesi Selatan	1,478	1,478	1,597	1,585	1,596	1,639	1,538
Sulawesi Tenggara	1,599	1,657	1,804	1,784	1,789	1,797	1,672
Gorontalo	1,238	1,238	1,238	1,238	1,238	1,238	1,169
Sulawesi Barat	1,565	1,639	1,769	1,565	1,686	1,670	1,624
Maluku	2,328	2,328	2,444	2,346	2,542	2,542	2,398
Maluku Utara	2,000	2,000	2,000	2,000	2,000	2,000	2,000
Papua Barat	3,123	3,220	3,220	3,220	3,128	3,259	2,994
Papua	2,683	2,862	3,005	2,885	3,270	3,270	2,840
Nasional	1,889	1,918	1,954	1,947	1,966	1,985	1,896

Tabel 1.55
Harga Konsumen Perdesaan Kelompok Bahan Makanan, 2010
Telur Puyuh Mentah (Rp/Kg)

Provinsi	Januari	Februari	Maret	April	Mei	Juni
(1)	(2)	(3)	(4)	(5)	(6)	(7)
Aceh	22,174	22,174	22,174	23,192	23,192	23,192
Sumatera Utara	12,279	12,279	12,279	12,279	12,279	12,279
Sumatera Barat	17,833	17,957	18,077	18,490	18,490	18,490
Riau	17,667	17,667	17,667	17,863	17,619	17,619
Jambi	19,905	19,905	19,628	18,550	18,550	18,550
Sumatera Selatan	22,000	22,000	22,000	22,000	22,000	22,000
Bengkulu	-	-	-	-	-	-
Lampung	24,259	24,259	24,356	24,450	24,269	24,463
Kep. Bangka Belitung	18,250	18,250	18,250	18,250	18,250	18,250
Kepulauan Riau	19,000	19,000	19,628	19,628	19,628	19,628
Jawa Barat	18,385	18,651	18,530	18,708	18,843	19,159
Jawa Tengah	17,568	17,735	17,852	17,888	17,794	18,039
D. I. Yogyakarta	16,000	16,390	16,390	16,546	16,390	16,651
Jawa Timur	18,142	18,380	18,539	18,584	18,867	19,088
Banten	23,522	23,522	23,522	23,522	23,522	23,522
Bali	-	-	-	-	-	-
Nusa Tenggara Barat	-	-	-	-	-	-
Nusa Tenggara Timur	-	-	-	-	-	-
Kalimantan Barat	-	-	-	-	-	-
Kalimantan Tengah	13,432	13,432	13,432	13,432	13,432	15,671
Kalimantan Selatan	13,167	13,167	13,167	14,118	14,438	14,438
Kalimantan Timur	26,303	26,861	27,125	27,125	27,125	28,082
Sulawesi Utara	13,221	13,221	13,221	13,221	13,221	13,221
Sulawesi Tengah	14,000	14,000	14,000	14,000	14,000	14,000
Sulawesi Selatan	-	-	-	-	-	-
Sulawesi Tenggara	32,000	32,000	32,000	32,000	32,000	32,000
Gorontalo	18,000	18,000	18,000	18,000	18,000	18,000
Sulawesi Barat	-	-	-	-	-	-
Maluku	23,214	23,214	23,214	23,214	23,214	23,214
Maluku Utara	25,000	25,000	25,000	23,438	23,438	23,438
Papua Barat	-	-	-	-	-	-
Papua	28,500	28,500	28,500	28,500	28,500	27,708
Nasional	19,743	19,815	19,856	19,875	19,878	20,029

Lanjutan Tabel 1.55

Provinsi	Juli	Agustus	September	Oktober	November	Desember	Rata-rata
(1)	(8)	(9)	(10)	(11)	(12)	(13)	(14)
Aceh	23,192	23,192	23,192	23,192	23,192	25,180	23,103
Sumatera Utara	12,279	12,279	12,279	12,279	12,279	12,279	12,279
Sumatera Barat	18,745	19,286	19,543	19,543	19,543	19,543	18,795
Riau	18,148	17,929	17,929	17,929	17,929	17,929	17,824
Jambi	19,910	20,806	20,806	21,847	23,508	23,508	20,456
Sumatera Selatan	22,000	22,000	22,800	22,800	22,800	22,800	22,267
Bengkulu	-	-	-	-	-	-	-
Lampung	24,402	24,402	24,402	26,029	27,331	27,331	24,996
Kep. Bangka Belitung	18,250	18,047	18,262	19,213	19,213	19,213	18,475
Kepulauan Riau	19,628	19,832	19,832	19,832	19,832	19,832	19,608
Jawa Barat	19,930	20,361	20,240	20,366	20,331	20,476	19,498
Jawa Tengah	18,498	18,619	18,885	18,786	18,871	18,999	18,295
D. I. Yogyakarta	17,111	17,200	17,699	17,957	18,339	18,381	17,088
Jawa Timur	19,390	19,631	20,183	20,219	20,217	20,247	19,291
Banten	23,522	23,522	23,522	23,522	23,522	23,522	23,522
Bali	-	-	-	-	-	-	-
Nusa Tenggara Barat	-	-	-	-	-	-	-
Nusa Tenggara Timur	-	-	-	-	-	-	-
Kalimantan Barat	-	-	-	-	-	-	-
Kalimantan Tengah	15,671	15,671	15,671	15,671	16,044	16,936	14,875
Kalimantan Selatan	14,778	15,226	15,226	15,226	15,226	15,226	14,450
Kalimantan Timur	26,890	27,730	28,871	28,871	28,871	28,871	27,727
Sulawesi Utara	13,221	13,221	13,221	13,221	13,221	13,221	13,221
Sulawesi Tengah	14,000	14,000	14,000	14,000	14,000	14,000	14,000
Sulawesi Selatan	-	-	-	-	-	-	-
Sulawesi Tenggara	32,000	32,000	32,000	32,000	32,000	32,000	32,000
Gorontalo	18,000	18,000	18,000	18,000	18,000	18,000	18,000
Sulawesi Barat	-	-	-	-	-	-	-
Maluku	20,205	20,205	20,205	23,573	23,573	23,573	22,552
Maluku Utara	23,438	23,438	23,438	23,019	23,240	23,455	23,778
Papua Barat	-	-	-	-	-	-	-
Papua	27,708	27,708	27,708	27,708	27,708	27,708	28,038
Nasional	20,038	20,179	20,330	20,617	20,783	20,926	20,172

Tabel 1.56
Harga Konsumen Perdesaan Kelompok Bahan Makanan, 2010
Telur Puyuh Matang (Rp/10 Butir)

Provinsi	Januari	Februari	Maret	April	Mei	Juni
(1)	(2)	(3)	(4)	(5)	(6)	(7)
Aceh	4,250	4,250	4,250	4,445	4,445	4,445
Sumatera Utara	3,616	3,616	3,616	3,616	3,616	3,616
Sumatera Barat	2,875	2,895	2,914	2,981	2,981	2,981
Riau	4,875	4,875	4,875	4,929	4,862	4,862
Jambi	2,877	2,877	2,837	2,681	2,681	2,681
Sumatera Selatan	3,375	3,375	3,375	3,375	3,375	3,375
Bengkulu	2,844	2,844	2,806	2,906	2,818	2,818
Lampung	3,393	3,393	3,406	3,420	3,394	3,421
Kep. Bangka Belitung	2,750	2,750	2,750	2,750	2,750	2,750
Kepulauan Riau	3,600	3,600	3,719	3,719	3,719	3,719
Jawa Barat	2,900	2,942	2,922	2,951	2,972	3,022
Jawa Tengah	2,439	2,462	2,479	2,484	2,470	2,504
D. I. Yogyakarta	2,300	2,356	2,356	2,378	2,356	2,394
Jawa Timur	2,799	2,836	2,860	2,867	2,911	2,945
Banten	4,505	4,505	4,505	4,505	4,505	4,505
Bali	-	-	-	-	-	-
Nusa Tenggara Barat	2,250	2,250	2,250	2,250	2,250	2,250
Nusa Tenggara Timur	2,500	2,500	2,500	2,500	2,500	2,500
Kalimantan Barat	3,500	3,500	3,500	3,500	3,500	3,500
Kalimantan Tengah	3,008	3,008	3,008	3,008	3,008	3,510
Kalimantan Selatan	2,167	2,167	2,167	2,323	2,376	2,376
Kalimantan Timur	5,819	5,942	6,001	6,001	6,001	6,213
Sulawesi Utara	5,250	5,250	5,250	5,250	5,250	5,250
Sulawesi Tengah	-	-	-	-	-	-
Sulawesi Selatan	-	-	-	-	-	-
Sulawesi Tenggara	-	-	-	-	-	-
Gorontalo	-	-	-	-	-	-
Sulawesi Barat	-	-	-	-	-	-
Maluku	5,571	5,571	5,571	5,571	5,571	5,571
Maluku Utara	-	-	-	-	-	-
Papua Barat	9,375	9,268	9,268	9,212	9,384	8,911
Papua	4,000	4,000	4,000	4,000	4,000	3,889
Nasional	3,714	3,721	3,727	3,745	3,748	3,760

Lanjutan Tabel 1.56

Provinsi	Juli	Agustus	September	Oktober	November	Desember	Rata-rata
(1)	(8)	(9)	(10)	(11)	(12)	(13)	(14)
Aceh	4,445	4,445	4,445	4,445	4,445	4,826	4,428
Sumatera Utara	3,616	3,616	3,616	3,616	3,616	3,616	3,616
Sumatera Barat	3,022	3,109	3,151	3,151	3,151	3,151	3,030
Riau	5,008	4,947	4,947	4,947	4,947	4,947	4,919
Jambi	2,878	3,007	3,007	3,158	3,398	3,398	2,957
Sumatera Selatan	3,375	3,375	3,498	3,498	3,498	3,498	3,416
Bengkulu	2,818	2,818	2,818	2,818	2,818	2,818	2,829
Lampung	3,413	3,413	3,413	3,640	3,822	3,822	3,496
Kep. Bangka Belitung	2,750	2,719	2,752	2,895	2,895	2,895	2,784
Kepulauan Riau	3,719	3,758	3,758	3,758	3,758	3,758	3,715
Jawa Barat	3,143	3,211	3,192	3,212	3,207	3,229	3,075
Jawa Tengah	2,568	2,585	2,622	2,608	2,620	2,638	2,540
D. I. Yogyakarta	2,460	2,473	2,544	2,581	2,636	2,642	2,456
Jawa Timur	2,992	3,029	3,114	3,120	3,119	3,124	2,976
Banten	4,505	4,505	4,505	4,505	4,505	4,505	4,505
Bali	-	-	-	-	-	-	-
Nusa Tenggara Barat	2,250	2,250	2,250	2,250	2,250	2,250	2,250
Nusa Tenggara Timur	2,500	2,500	2,500	2,500	2,500	2,500	2,500
Kalimantan Barat	3,500	3,500	3,500	3,500	3,500	3,500	3,500
Kalimantan Tengah	3,510	3,510	3,510	3,510	3,593	3,793	3,331
Kalimantan Selatan	2,432	2,506	2,506	2,506	2,506	2,506	2,378
Kalimantan Timur	5,949	6,135	6,387	6,387	6,387	6,387	6,134
Sulawesi Utara	5,250	5,250	5,250	5,250	5,250	5,250	5,250
Sulawesi Tengah	-	-	-	-	-	-	-
Sulawesi Selatan	-	-	-	-	-	-	-
Sulawesi Tenggara	-	-	-	-	-	-	-
Gorontalo	-	-	-	-	-	-	-
Sulawesi Barat	-	-	-	-	-	-	-
Maluku	4,849	4,849	4,849	5,657	5,657	5,657	5,412
Maluku Utara	-	-	-	-	-	-	-
Papua Barat	9,703	10,208	9,916	9,916	9,607	9,607	9,531
Papua	3,889	3,889	3,889	3,889	3,889	3,889	3,935
Nasional	3,782	3,824	3,838	3,893	3,903	3,928	3,799

Tabel 1.57
Harga Konsumen Perdesaan Kelompok Bahan Makanan, 2010
Minyak Kelapa (Rp/Kg)

Provinsi	Januari	Februari	Maret	April	Mei	Juni
(1)	(2)	(3)	(4)	(5)	(6)	(7)
Aceh	12,719	12,719	12,719	13,567	13,567	13,567
Sumatera Utara	9,917	9,917	10,271	10,271	10,271	10,271
Sumatera Barat	9,864	10,569	9,908	9,908	9,908	9,413
Riau	9,680	9,680	9,680	9,680	9,680	9,680
Jambi	9,333	9,333	9,333	9,333	9,333	9,333
Sumatera Selatan	14,000	14,000	14,000	14,000	14,000	14,000
Bengkulu	15,000	15,000	15,000	15,000	15,000	15,000
Lampung	12,100	12,100	12,100	12,100	12,100	12,100
Kep. Bangka Belitung	9,417	9,717	9,657	9,863	10,000	10,000
Kepulauan Riau	7,875	8,505	8,505	8,032	8,032	8,032
Jawa Barat	11,702	10,939	10,876	10,827	10,827	10,827
Jawa Tengah	9,683	9,737	9,574	9,707	9,707	9,707
D. I. Yogyakarta	13,615	13,615	13,615	13,615	13,615	13,615
Jawa Timur	12,248	11,942	11,666	11,666	11,666	11,749
Banten	12,576	12,576	12,576	12,576	12,576	12,576
Bali	12,420	12,196	12,626	12,751	12,698	12,386
Nusa Tenggara Barat	11,748	10,687	11,466	11,466	11,466	11,466
Nusa Tenggara Timur	10,456	10,416	10,553	10,553	10,553	10,582
Kalimantan Barat	8,625	8,831	9,191	9,109	9,196	9,196
Kalimantan Tengah	11,875	12,005	12,005	12,128	12,128	12,128
Kalimantan Selatan	10,570	11,010	11,010	11,010	11,010	11,010
Kalimantan Timur	14,921	14,921	15,335	15,335	15,335	15,335
Sulawesi Utara	10,632	10,632	10,632	10,632	10,632	10,632
Sulawesi Tengah	8,661	9,009	9,083	9,117	9,162	9,129
Sulawesi Selatan	12,800	13,040	13,221	13,717	13,412	13,067
Sulawesi Tenggara	10,191	9,924	9,993	9,903	9,693	9,997
Gorontalo	10,138	10,138	10,402	10,898	10,898	10,898
Sulawesi Barat	8,063	7,834	7,905	7,971	7,857	8,418
Maluku	10,604	10,549	10,960	11,188	11,188	11,148
Maluku Utara	10,286	10,457	10,299	10,004	11,672	11,672
Papua Barat	15,000	15,195	14,720	14,720	14,720	14,030
Papua	15,000	15,000	15,000	15,000	15,000	15,000
Nasional	11,304	11,318	11,371	11,427	11,466	11,436

Lanjutan Tabel 1.57

Provinsi	Juli	Agustus	September	Oktober	November	Desember	Rata-rata
(1)	(8)	(9)	(10)	(11)	(12)	(13)	(14)
Aceh	13,567	13,114	13,114	13,479	13,978	14,252	13,363
Sumatera Utara	10,271	10,271	10,271	10,316	10,316	10,316	10,223
Sumatera Barat	9,413	9,413	9,413	9,413	9,413	9,413	9,671
Riau	10,971	10,093	10,093	11,775	11,775	12,070	10,405
Jambi	9,333	9,956	9,956	9,956	9,956	12,168	9,777
Sumatera Selatan	14,000	14,000	14,000	14,000	14,000	14,000	14,000
Bengkulu	15,000	15,000	15,000	15,000	15,000	15,000	15,000
Lampung	12,100	12,100	12,100	12,100	12,100	12,100	12,100
Kep. Bangka Belitung	10,000	10,000	10,000	9,933	9,933	9,933	9,871
Kepulauan Riau	8,032	8,032	8,032	8,032	8,032	8,032	8,098
Jawa Barat	11,814	11,814	12,489	12,489	12,413	12,469	11,624
Jawa Tengah	9,734	9,941	10,127	9,973	9,973	10,258	9,844
D. I. Yogyakarta	13,615	13,615	13,615	13,615	13,615	15,560	13,777
Jawa Timur	11,787	11,988	11,848	12,002	12,157	12,414	11,928
Banten	12,576	12,576	13,042	13,042	13,042	13,042	12,731
Bali	12,386	12,690	12,936	13,481	13,685	14,254	12,876
Nusa Tenggara Barat	10,878	11,281	11,281	11,281	11,281	11,281	11,299
Nusa Tenggara Timur	10,406	10,550	10,550	10,655	10,782	11,108	10,597
Kalimantan Barat	9,342	9,342	9,342	9,616	9,788	9,686	9,272
Kalimantan Tengah	12,252	12,252	12,252	12,328	12,260	11,719	12,111
Kalimantan Selatan	11,010	11,010	11,010	11,010	11,010	11,418	11,008
Kalimantan Timur	15,335	15,335	15,335	15,335	14,704	14,704	15,161
Sulawesi Utara	10,632	10,632	10,632	10,632	10,986	10,986	10,691
Sulawesi Tengah	9,276	9,339	9,726	9,763	9,903	9,965	9,344
Sulawesi Selatan	13,178	13,300	13,414	13,414	13,712	13,916	13,349
Sulawesi Tenggara	10,318	10,729	11,138	10,948	11,775	11,967	10,548
Gorontalo	10,898	11,616	11,948	12,289	12,129	12,736	11,249
Sulawesi Barat	8,769	8,894	9,704	9,773	10,053	10,948	8,849
Maluku	11,148	11,947	11,549	11,664	11,405	11,405	11,230
Maluku Utara	11,910	12,123	12,989	12,989	13,195	13,305	11,742
Papua Barat	14,965	14,965	14,965	13,968	13,968	14,306	14,627
Papua	15,000	15,000	15,000	15,000	15,000	15,000	15,000
Nasional	11,560	11,654	11,777	11,852	11,917	12,179	11,605

Tabel 1.58
Harga Konsumen Perdesaan Kelompok Bahan Makanan, 2010
Minyak Goreng (Rp/Liter)

Provinsi	Januari	Februari	Maret	April	Mei	Juni
(1)	(2)	(3)	(4)	(5)	(6)	(7)
Aceh	12,103	11,909	12,328	12,393	12,393	12,220
Sumatera Utara	11,848	12,260	12,801	12,781	12,728	12,728
Sumatera Barat	12,097	11,926	12,000	12,048	11,991	11,818
Riau	12,986	13,058	12,926	12,926	13,207	13,226
Jambi	12,456	12,771	12,378	12,553	12,417	12,213
Sumatera Selatan	14,509	14,480	14,512	14,544	14,678	14,704
Bengkulu	12,640	12,551	12,541	12,702	12,641	13,008
Lampung	11,556	11,318	11,327	11,354	11,275	11,394
Kep. Bangka Belitung	12,094	11,802	11,859	11,937	11,956	11,992
Kepulauan Riau	12,921	12,817	12,934	13,001	12,823	12,823
Jawa Barat	11,252	11,368	11,442	11,538	11,413	11,327
Jawa Tengah	10,514	10,386	10,437	10,383	10,390	10,431
D. I. Yogyakarta	10,660	10,578	10,740	10,775	10,724	10,754
Jawa Timur	10,863	10,769	10,863	10,822	10,738	10,782
Banten	11,177	11,394	11,378	11,319	11,169	11,129
Bali	11,480	11,324	11,336	11,453	11,516	11,389
Nusa Tenggara Barat	12,964	12,943	13,028	13,187	13,187	13,189
Nusa Tenggara Timur	14,923	15,083	15,386	15,386	15,258	15,384
Kalimantan Barat	12,604	12,546	12,590	12,550	12,550	12,612
Kalimantan Tengah	13,429	13,633	13,606	13,639	13,639	13,654
Kalimantan Selatan	11,359	11,365	11,392	11,302	11,241	11,200
Kalimantan Timur	15,201	15,243	15,372	15,514	15,614	15,614
Sulawesi Utara	11,565	11,565	11,222	11,272	11,319	11,409
Sulawesi Tengah	12,946	13,059	13,140	13,140	13,253	13,299
Sulawesi Selatan	12,811	12,866	13,111	13,104	12,930	12,788
Sulawesi Tenggara	11,994	12,189	12,051	12,051	11,985	11,985
Gorontalo	10,693	10,349	10,607	11,236	11,174	11,174
Sulawesi Barat	13,625	13,625	13,251	13,251	13,344	13,344
Maluku	13,952	13,536	13,734	13,748	13,748	13,771
Maluku Utara	16,664	16,435	16,375	16,272	16,467	16,467
Papua Barat	15,676	16,268	16,303	16,167	16,085	16,274
Papua	18,299	18,698	19,194	19,524	19,679	19,392
Nasional	12,808	12,816	12,880	12,934	12,923	12,922

Lanjutan Tabel 1.58

Provinsi	Juli	Agustus	September	Oktober	November	Desember	Rata-rata
(1)	(8)	(9)	(10)	(11)	(12)	(13)	(14)
Aceh	12,164	12,636	12,794	12,968	13,182	13,720	12,568
Sumatera Utara	12,925	13,176	13,346	13,408	13,858	14,193	13,004
Sumatera Barat	11,777	11,666	11,938	11,896	12,249	12,518	11,994
Riau	13,042	13,681	13,748	13,921	14,188	14,584	13,458
Jambi	12,457	12,759	13,011	13,306	13,793	13,958	12,839
Sumatera Selatan	14,548	14,828	14,942	14,940	15,126	15,090	14,742
Bengkulu	12,855	13,222	13,601	13,743	13,947	14,206	13,138
Lampung	11,362	11,590	11,876	11,949	12,137	12,176	11,609
Kep. Bangka Belitung	12,048	12,069	12,306	12,225	12,282	12,566	12,095
Kepulauan Riau	12,823	12,934	12,950	12,950	13,043	13,067	12,924
Jawa Barat	11,494	11,871	11,920	11,992	12,391	12,561	11,714
Jawa Tengah	10,504	11,044	11,178	11,308	11,792	12,023	10,866
D. I. Yogyakarta	10,769	11,033	11,055	11,310	11,769	12,075	11,020
Jawa Timur	10,851	11,245	11,302	11,422	11,968	12,277	11,158
Banten	11,167	11,228	11,292	11,210	11,832	11,977	11,356
Bali	11,381	11,684	12,018	12,080	12,462	12,693	11,735
Nusa Tenggara Barat	12,861	13,507	13,507	13,605	13,597	13,848	13,285
Nusa Tenggara Timur	15,384	15,384	15,489	15,366	15,366	15,366	15,315
Kalimantan Barat	12,552	12,672	12,665	12,761	12,819	13,124	12,670
Kalimantan Tengah	13,710	13,763	13,763	13,809	13,876	13,929	13,704
Kalimantan Selatan	11,192	11,252	11,398	11,540	11,755	11,851	11,404
Kalimantan Timur	15,786	15,850	15,802	15,545	15,403	15,454	15,533
Sulawesi Utara	11,409	11,663	11,663	11,774	11,698	11,996	11,546
Sulawesi Tengah	13,375	13,464	13,581	13,471	13,410	13,439	13,298
Sulawesi Selatan	12,811	12,966	13,062	13,023	13,291	13,365	13,011
Sulawesi Tenggara	12,059	12,503	12,624	12,475	12,572	12,713	12,267
Gorontalo	10,966	12,479	12,201	12,201	12,911	13,172	11,597
Sulawesi Barat	12,922	13,171	13,880	13,880	13,880	13,880	13,504
Maluku	13,771	13,799	13,961	14,019	14,127	14,150	13,860
Maluku Utara	16,272	16,482	17,027	16,909	16,715	16,715	16,567
Papua Barat	17,562	17,706	17,683	17,454	17,532	17,741	16,871
Papua	19,490	19,232	19,232	19,232	19,224	19,628	19,235
Nasional	12,947	13,205	13,338	13,365	13,569	13,752	13,121

Tabel 1.59
Harga Konsumen Perdesaan Kelompok Bahan Makanan, 2010
Margarin (Rp/Sachet)

Provinsi	Januari	Februari	Maret	April	Mei	Juni
(1)	(2)	(3)	(4)	(5)	(6)	(7)
Aceh	5,038	5,038	5,038	5,038	5,038	5,038
Sumatera Utara	6,060	6,320	6,262	6,560	6,560	6,560
Sumatera Barat	4,679	4,679	4,699	4,699	4,726	4,765
Riau	4,485	4,513	4,834	4,834	4,834	4,834
Jambi	4,500	4,500	4,500	4,500	4,950	4,950
Sumatera Selatan	5,054	5,116	5,116	5,103	5,103	5,103
Bengkulu	4,700	4,700	4,641	4,901	4,901	4,901
Lampung	4,483	4,685	4,685	4,685	4,608	4,707
Kep. Bangka Belitung	4,499	4,542	4,542	4,542	4,542	4,481
Kepulauan Riau	6,319	7,139	7,139	7,139	7,139	6,980
Jawa Barat	4,368	4,440	4,446	4,611	4,604	4,586
Jawa Tengah	4,192	4,190	4,206	4,284	4,286	4,302
D. I. Yogyakarta	4,402	4,417	4,417	4,417	4,422	4,422
Jawa Timur	4,633	4,672	4,705	4,715	4,743	4,760
Banten	4,197	4,342	4,389	4,417	4,393	4,365
Bali	4,002	4,002	4,023	4,114	4,114	4,114
Nusa Tenggara Barat	4,225	4,286	4,347	4,347	4,401	4,401
Nusa Tenggara Timur	5,082	5,082	4,976	4,976	4,976	4,976
Kalimantan Barat	5,142	5,203	5,217	5,347	5,367	5,367
Kalimantan Tengah	4,868	4,920	4,920	5,022	5,022	5,022
Kalimantan Selatan	4,864	4,864	4,864	4,864	4,864	4,864
Kalimantan Timur	5,929	6,526	6,771	6,878	6,941	6,941
Sulawesi Utara	5,357	5,357	5,357	5,326	5,326	5,380
Sulawesi Tengah	5,425	5,425	5,425	5,425	5,425	5,425
Sulawesi Selatan	4,354	4,354	4,354	4,354	4,354	4,290
Sulawesi Tenggara	5,580	5,476	5,476	5,471	5,471	5,471
Gorontalo	4,594	4,509	4,968	4,968	4,968	4,968
Sulawesi Barat	4,621	4,651	4,838	4,825	4,845	4,845
Maluku	6,357	6,902	6,879	7,093	7,093	7,093
Maluku Utara	6,315	6,567	6,567	6,520	6,525	6,525
Papua Barat	6,220	6,586	6,761	6,930	7,115	7,053
Papua	6,162	6,162	6,336	6,336	6,336	6,172
Nasional	5,022	5,130	5,178	5,226	5,250	5,239

Lanjutan Tabel 1.59

Provinsi	Juli	Agustus	September	Oktober	November	Desember	Rata-rata
(1)	(8)	(9)	(10)	(11)	(12)	(13)	(14)
Aceh	5,038	5,088	5,202	5,671	5,586	5,629	5,203
Sumatera Utara	6,528	6,528	6,642	6,500	6,556	6,556	6,469
Sumatera Barat	4,834	4,907	4,876	4,919	4,938	4,902	4,802
Riau	4,897	5,114	5,085	5,060	5,060	5,060	4,884
Jambi	4,985	4,985	5,104	5,104	5,104	5,043	4,852
Sumatera Selatan	5,348	5,381	5,381	5,381	5,381	5,381	5,237
Bengkulu	4,731	4,864	4,919	4,782	4,782	4,896	4,810
Lampung	4,707	4,848	4,848	4,848	4,821	4,821	4,729
Kep. Bangka Belitung	4,481	4,481	4,481	4,662	4,662	4,758	4,556
Kepulauan Riau	6,980	6,980	7,669	7,669	7,669	7,776	7,216
Jawa Barat	4,608	4,631	4,575	4,569	4,586	4,581	4,550
Jawa Tengah	4,312	4,382	4,394	4,404	4,426	4,429	4,317
D. I. Yogyakarta	4,364	4,433	4,444	4,451	4,451	4,451	4,424
Jawa Timur	4,773	4,824	4,898	4,860	4,884	4,882	4,779
Banten	4,290	4,389	4,348	4,351	4,353	4,353	4,349
Bali	4,114	4,114	4,114	4,114	4,114	4,114	4,087
Nusa Tenggara Barat	4,423	4,507	4,507	4,507	4,538	4,538	4,419
Nusa Tenggara Timur	5,132	5,139	5,211	5,583	5,583	5,583	5,191
Kalimantan Barat	5,352	5,352	5,352	5,519	5,396	5,615	5,352
Kalimantan Tengah	5,017	5,034	5,034	5,034	5,034	5,034	4,997
Kalimantan Selatan	4,864	4,864	4,864	4,898	4,898	4,920	4,875
Kalimantan Timur	6,994	6,994	7,134	7,196	7,196	7,196	6,891
Sulawesi Utara	5,380	5,380	5,380	5,543	5,456	5,594	5,403
Sulawesi Tengah	5,425	5,462	5,542	5,470	5,534	5,534	5,460
Sulawesi Selatan	4,290	4,290	4,290	4,290	4,290	4,223	4,311
Sulawesi Tenggara	5,471	5,557	5,783	5,742	5,814	5,814	5,594
Gorontalo	4,968	4,968	5,067	5,140	5,140	5,191	4,954
Sulawesi Barat	4,900	4,823	5,404	5,404	5,404	5,404	4,997
Maluku	7,093	7,093	7,134	7,134	6,976	6,994	6,987
Maluku Utara	7,153	7,153	6,943	6,943	6,885	6,885	6,749
Papua Barat	7,127	7,232	8,132	8,009	7,916	8,115	7,266
Papua	6,284	6,379	6,379	6,366	6,313	7,149	6,365
Nasional	5,277	5,318	5,410	5,441	5,430	5,482	5,284

Tabel 1.60
Harga Konsumen Perdesaan Kelompok Bahan Makanan, 2010
Kelapa Tua (Rp/Butir)

Provinsi	Januari	Februari	Maret	April	Mei	Juni
(1)	(2)	(3)	(4)	(5)	(6)	(7)
Aceh	2,091	2,218	2,319	2,283	2,283	2,242
Sumatera Utara	2,345	2,384	2,340	2,397	2,369	2,369
Sumatera Barat	2,349	2,349	2,307	2,296	2,311	2,311
Riau	2,595	2,595	2,521	2,521	2,566	2,872
Jambi	2,700	2,700	2,709	2,709	2,736	2,746
Sumatera Selatan	2,713	2,713	2,804	2,739	2,693	2,828
Bengkulu	1,638	1,556	1,556	1,660	1,701	1,792
Lampung	1,786	1,786	1,786	1,786	1,711	1,793
Kep. Bangka Belitung	2,917	2,917	2,917	2,917	2,917	2,917
Kepulauan Riau	2,000	2,000	2,000	2,000	2,000	1,959
Jawa Barat	2,612	2,591	2,616	2,621	2,583	2,639
Jawa Tengah	2,340	2,351	2,355	2,397	2,381	2,458
D. I. Yogyakarta	2,274	2,558	2,533	2,667	2,621	2,644
Jawa Timur	2,794	2,818	2,929	2,992	2,961	3,005
Banten	1,992	2,183	2,183	2,116	2,170	2,170
Bali	2,116	2,189	2,204	2,299	2,333	2,351
Nusa Tenggara Barat	2,904	2,904	2,765	2,765	2,765	2,686
Nusa Tenggara Timur	1,931	1,931	1,887	1,950	1,950	1,962
Kalimantan Barat	2,103	2,141	2,209	2,209	2,228	2,228
Kalimantan Tengah	2,684	2,758	2,758	2,799	2,884	2,884
Kalimantan Selatan	2,537	2,537	2,656	2,662	2,717	2,740
Kalimantan Timur	4,232	4,309	4,348	4,348	4,276	4,276
Sulawesi Utara	1,889	1,889	1,889	1,952	1,952	1,952
Sulawesi Tengah	1,705	1,688	1,709	1,709	1,744	1,717
Sulawesi Selatan	2,792	2,792	2,792	2,757	2,807	2,807
Sulawesi Tenggara	1,604	1,675	1,675	1,675	1,647	1,647
Gorontalo	1,416	1,457	1,405	1,405	1,405	1,354
Sulawesi Barat	1,368	1,454	1,454	1,454	1,454	1,454
Maluku	1,731	1,731	1,731	1,635	1,635	1,635
Maluku Utara	2,500	2,500	2,500	2,500	2,431	2,431
Papua Barat	2,472	2,626	2,626	2,752	2,752	2,752
Papua	3,174	3,174	3,571	3,660	3,660	3,584
Nasional	2,322	2,359	2,377	2,395	2,395	2,413

Lanjutan Tabel 1.60

Provinsi	Juli	Agustus	September	Oktober	November	Desember	Rata-rata
(1)	(8)	(9)	(10)	(11)	(12)	(13)	(14)
Aceh	2,242	2,446	2,461	2,461	2,516	2,619	2,348
Sumatera Utara	2,369	2,406	2,487	2,516	2,866	3,006	2,488
Sumatera Barat	2,325	2,375	2,484	2,554	2,672	2,666	2,417
Riau	2,940	2,966	2,953	3,099	3,099	3,234	2,830
Jambi	2,876	2,876	2,876	2,940	3,048	3,048	2,830
Sumatera Selatan	2,993	3,227	3,227	3,227	3,469	3,354	2,999
Bengkulu	2,016	1,999	2,139	2,111	2,076	2,076	1,860
Lampung	1,793	1,793	1,793	1,793	1,868	1,945	1,803
Kep. Bangka Belitung	2,917	3,048	3,109	3,109	3,297	3,647	3,052
Kepulauan Riau	1,959	1,959	2,052	2,052	2,052	2,052	2,007
Jawa Barat	2,763	2,822	2,887	2,852	2,861	2,857	2,725
Jawa Tengah	2,498	2,516	2,806	2,739	2,791	2,831	2,539
D. I. Yogyakarta	2,605	2,569	2,687	2,804	2,804	2,994	2,647
Jawa Timur	2,994	3,038	3,244	3,210	3,392	3,493	3,073
Banten	2,170	2,287	2,469	2,336	2,431	2,494	2,250
Bali	2,351	2,361	2,524	2,638	2,677	2,807	2,404
Nusa Tenggara Barat	2,878	3,118	3,032	3,032	2,959	3,030	2,903
Nusa Tenggara Timur	1,924	1,924	1,964	2,087	2,087	2,087	1,974
Kalimantan Barat	2,228	2,349	2,349	2,403	2,475	2,558	2,290
Kalimantan Tengah	2,884	2,884	2,884	2,930	3,040	3,094	2,874
Kalimantan Selatan	2,740	2,740	2,865	3,001	2,906	3,112	2,768
Kalimantan Timur	4,276	4,315	4,585	4,828	4,828	4,766	4,449
Sulawesi Utara	1,952	1,952	1,952	2,049	2,049	2,049	1,961
Sulawesi Tengah	1,753	1,780	1,808	1,831	1,808	1,971	1,768
Sulawesi Selatan	2,814	2,872	2,959	2,934	2,927	2,974	2,852
Sulawesi Tenggara	1,647	1,797	1,797	1,797	1,847	1,847	1,721
Gorontalo	1,354	1,548	1,493	1,493	1,564	1,564	1,455
Sulawesi Barat	1,454	1,385	1,385	1,385	1,418	1,418	1,423
Maluku	1,635	1,635	1,616	1,666	1,708	1,751	1,676
Maluku Utara	2,593	2,679	2,679	2,679	2,679	2,679	2,571
Papua Barat	2,752	2,660	2,793	2,793	2,873	3,112	2,747
Papua	3,808	4,284	4,284	4,284	4,498	4,686	3,889
Nasional	2,453	2,519	2,583	2,613	2,675	2,744	2,487

Tabel 1.61
Harga Konsumen Perdesaan Kelompok Bahan Makanan, 2010
Kangkung (Rp/Kg)

Provinsi	Januari	Februari	Maret	April	Mei	Juni
(1)	(2)	(3)	(4)	(5)	(6)	(7)
Aceh	4,350	4,350	4,441	4,533	4,533	4,574
Sumatera Utara	2,951	3,005	2,936	2,921	2,818	2,846
Sumatera Barat	3,716	3,729	3,921	4,227	4,315	4,315
Riau	4,724	4,788	4,637	4,803	4,803	4,803
Jambi	4,455	4,571	4,606	4,501	4,467	4,858
Sumatera Selatan	3,308	3,294	3,294	3,326	3,375	3,323
Bengkulu	3,073	3,022	3,106	3,559	3,559	3,657
Lampung	3,014	3,090	3,162	3,162	3,232	3,382
Kep. Bangka Belitung	6,675	6,441	7,107	6,960	6,808	7,131
Kepulauan Riau	7,518	7,399	7,600	7,315	7,315	8,360
Jawa Barat	2,886	3,001	3,076	3,181	3,221	3,246
Jawa Tengah	1,788	1,861	1,948	1,992	2,009	2,137
D. I. Yogyakarta	1,946	1,932	1,914	2,023	2,030	2,075
Jawa Timur	1,895	1,941	1,976	2,045	2,203	2,336
Banten	2,461	2,505	2,541	2,541	2,586	2,549
Bali	2,345	2,291	2,386	2,624	2,573	2,840
Nusa Tenggara Barat	2,725	2,680	2,810	3,173	3,183	3,732
Nusa Tenggara Timur	4,157	4,309	4,486	4,768	4,655	4,703
Kalimantan Barat	4,656	4,712	4,659	4,685	4,581	4,681
Kalimantan Tengah	4,909	5,256	5,137	5,292	5,292	5,292
Kalimantan Selatan	3,637	3,637	3,637	3,671	3,692	3,692
Kalimantan Timur	7,089	8,507	8,393	8,698	8,434	8,626
Sulawesi Utara	4,263	4,219	4,590	4,580	4,580	4,570
Sulawesi Tengah	3,499	3,603	3,579	3,629	3,637	3,678
Sulawesi Selatan	2,958	3,205	3,205	3,347	3,254	3,209
Sulawesi Tenggara	3,721	3,448	3,409	3,556	3,616	3,548
Gorontalo	3,085	3,278	3,438	3,367	3,386	3,479
Sulawesi Barat	3,475	3,527	3,556	3,642	3,642	3,836
Maluku	7,829	7,869	7,501	8,372	8,185	9,276
Maluku Utara	8,594	9,775	9,448	9,185	9,599	10,159
Papua Barat	8,864	8,864	8,864	8,864	9,194	9,371
Papua	9,749	9,198	9,198	9,198	9,461	8,785
Nasional	4,385	4,478	4,518	4,617	4,633	4,783

Lanjutan Tabel 1.61

Provinsi	Juli	Agustus	September	Oktober	November	Desember	Rata-rata
(1)	(8)	(9)	(10)	(11)	(12)	(13)	(14)
Aceh	4,574	4,574	4,670	4,670	4,670	4,670	4,551
Sumatera Utara	2,874	2,850	2,856	2,856	2,940	2,916	2,898
Sumatera Barat	4,356	4,653	4,679	4,675	4,738	4,659	4,332
Riau	4,926	5,163	5,101	5,526	5,496	5,526	5,025
Jambi	4,858	5,080	5,308	5,233	5,233	5,198	4,864
Sumatera Selatan	3,387	3,439	3,386	3,217	3,217	3,464	3,336
Bengkulu	4,176	4,095	4,095	4,095	4,140	4,064	3,720
Lampung	3,396	3,284	3,169	3,178	3,139	3,139	3,196
Kep. Bangka Belitung	8,287	8,623	8,684	8,778	8,653	8,847	7,750
Kepulauan Riau	8,559	9,549	9,003	9,539	9,461	8,968	8,382
Jawa Barat	3,465	3,529	3,712	3,672	3,729	3,799	3,376
Jawa Tengah	2,243	2,239	2,307	2,347	2,418	2,547	2,153
D. I. Yogyakarta	2,083	2,076	2,088	2,047	2,360	2,443	2,085
Jawa Timur	2,409	2,413	2,440	2,502	2,647	2,645	2,288
Banten	2,549	2,671	2,607	2,570	2,616	2,818	2,585
Bali	2,973	2,959	3,124	2,977	3,266	3,266	2,802
Nusa Tenggara Barat	3,776	4,286	4,292	4,157	4,431	4,512	3,646
Nusa Tenggara Timur	4,675	4,866	5,100	5,241	5,328	5,206	4,791
Kalimantan Barat	4,898	4,954	4,990	5,152	5,420	5,430	4,901
Kalimantan Tengah	5,386	5,386	5,386	5,463	5,356	5,356	5,293
Kalimantan Selatan	3,692	3,600	3,750	3,656	4,037	4,383	3,757
Kalimantan Timur	9,345	9,312	9,883	9,967	10,030	9,807	9,007
Sulawesi Utara	4,570	4,631	4,631	4,631	4,631	4,803	4,559
Sulawesi Tengah	3,678	3,787	3,782	3,724	3,743	3,631	3,664
Sulawesi Selatan	3,276	3,467	3,467	3,467	3,371	3,708	3,328
Sulawesi Tenggara	3,822	4,568	4,804	4,622	4,493	4,577	4,015
Gorontalo	3,541	3,496	3,956	3,772	3,563	3,410	3,481
Sulawesi Barat	4,680	4,631	4,631	4,689	4,556	4,821	4,140
Maluku	8,652	9,407	9,469	8,527	8,971	9,497	8,629
Maluku Utara	11,029	11,765	10,843	10,646	11,119	10,791	10,246
Papua Barat	9,423	9,208	9,515	9,991	10,586	11,241	9,499
Papua	9,036	9,294	9,560	9,560	9,332	9,990	9,363
Nasional	4,956	5,120	5,165	5,161	5,240	5,317	4,864

Tabel 1.62
Harga Konsumen Perdesaan Kelompok Bahan Makanan, 2010
Bayam (Rp/Kg)

Provinsi	Januari	Februari	Maret	April	Mei	Juni
(1)	(2)	(3)	(4)	(5)	(6)	(7)
Aceh	5,803	5,803	5,866	5,942	5,942	5,968
Sumatera Utara	4,056	4,335	4,143	4,242	4,186	4,125
Sumatera Barat	4,465	4,520	4,657	4,657	4,752	4,752
Riau	5,514	5,514	5,646	5,915	5,851	5,897
Jambi	4,872	5,142	5,272	5,432	5,502	5,640
Sumatera Selatan	4,056	4,230	4,145	4,024	4,122	4,073
Bengkulu	3,208	3,266	3,325	3,628	3,628	3,738
Lampung	3,222	3,312	3,312	3,335	3,409	3,574
Kep. Bangka Belitung	6,278	5,981	7,479	7,203	7,328	7,804
Kepulauan Riau	6,037	5,845	6,193	6,119	6,338	6,428
Jawa Barat	3,458	3,671	3,635	3,800	3,896	4,003
Jawa Tengah	2,056	2,107	2,188	2,316	2,324	2,433
D. I. Yogyakarta	2,110	2,110	2,082	2,179	2,147	2,224
Jawa Timur	2,363	2,369	2,422	2,546	2,704	2,851
Banten	3,320	3,320	3,320	3,320	3,320	3,320
Bali	2,324	2,405	2,445	2,631	2,597	2,765
Nusa Tenggara Barat	3,051	2,949	3,037	3,037	3,174	3,187
Nusa Tenggara Timur	4,478	4,504	4,774	5,172	5,397	5,465
Kalimantan Barat	7,824	7,637	8,145	8,023	8,034	7,885
Kalimantan Tengah	6,199	6,440	6,225	6,225	6,096	6,096
Kalimantan Selatan	5,711	5,711	5,699	5,692	5,776	5,776
Kalimantan Timur	8,555	9,229	9,934	11,063	11,264	11,264
Sulawesi Utara	5,169	5,169	5,497	5,431	5,418	5,404
Sulawesi Tengah	4,773	4,966	4,766	4,835	4,762	4,962
Sulawesi Selatan	3,728	4,175	4,453	4,453	4,639	4,291
Sulawesi Tenggara	5,134	4,842	4,755	4,868	4,656	4,744
Gorontalo	4,719	4,081	4,036	3,915	4,296	4,086
Sulawesi Barat	3,936	4,155	4,155	4,198	4,198	4,382
Maluku	8,267	8,990	8,994	9,840	10,778	12,263
Maluku Utara	9,222	10,588	11,177	10,928	11,420	11,610
Papua Barat	8,462	9,026	9,026	9,026	9,026	9,026
Papua	10,969	10,655	11,797	11,797	11,797	11,460
Nasional	5,104	5,220	5,394	5,494	5,587	5,672

Lanjutan Tabel 1.62

Provinsi	Juli	Agustus	September	Oktober	November	Desember	Rata-rata
(1)	(8)	(9)	(10)	(11)	(12)	(13)	(14)
Aceh	6,121	6,121	6,121	6,121	6,121	6,238	6,014
Sumatera Utara	4,044	4,044	4,056	4,008	4,244	4,334	4,151
Sumatera Barat	4,897	5,117	5,165	5,161	5,185	5,085	4,868
Riau	5,932	5,959	6,068	6,046	6,046	6,079	5,872
Jambi	5,499	5,866	5,748	6,481	6,481	6,403	5,695
Sumatera Selatan	4,131	4,180	4,240	4,114	4,114	4,055	4,124
Bengkulu	4,162	4,076	4,076	4,076	4,076	4,076	3,778
Lampung	3,692	3,580	3,609	3,602	3,389	3,295	3,444
Kep. Bangka Belitung	9,171	9,602	9,080	9,747	9,422	10,492	8,299
Kepulauan Riau	6,358	6,502	6,502	7,121	6,918	7,628	6,499
Jawa Barat	4,209	4,290	4,442	4,464	4,433	4,455	4,063
Jawa Tengah	2,437	2,459	2,503	2,521	2,562	2,668	2,381
D. I. Yogyakarta	2,274	2,445	2,410	2,337	2,692	2,859	2,322
Jawa Timur	2,899	2,865	2,938	3,042	3,029	3,103	2,761
Banten	3,320	3,403	3,318	3,252	3,333	3,444	3,332
Bali	3,007	2,970	2,970	3,044	3,186	3,100	2,787
Nusa Tenggara Barat	3,187	3,501	3,431	3,431	3,745	3,864	3,300
Nusa Tenggara Timur	5,356	5,698	6,063	6,545	6,632	6,616	5,558
Kalimantan Barat	8,659	8,888	8,947	9,078	9,449	9,422	8,499
Kalimantan Tengah	6,239	6,196	6,196	6,619	6,591	6,591	6,309
Kalimantan Selatan	5,861	5,976	5,865	5,930	5,939	6,308	5,854
Kalimantan Timur	12,131	11,871	12,328	12,473	13,561	13,561	11,436
Sulawesi Utara	5,404	5,474	5,251	5,251	5,251	5,251	5,331
Sulawesi Tengah	5,015	5,097	5,079	5,209	5,396	5,300	5,013
Sulawesi Selatan	4,529	4,446	4,446	4,446	4,281	5,096	4,415
Sulawesi Tenggara	4,751	5,812	6,265	6,167	5,903	5,876	5,314
Gorontalo	4,392	4,919	5,056	5,245	5,069	5,005	4,568
Sulawesi Barat	5,535	5,767	5,985	6,229	6,167	6,189	5,075
Maluku	12,701	13,933	16,794	17,874	19,122	20,393	13,329
Maluku Utara	12,299	12,408	11,519	11,519	11,097	10,912	11,225
Papua Barat	9,778	9,452	9,452	10,502	11,198	12,006	9,665
Papua	11,460	11,787	12,798	12,537	12,537	13,880	11,956
Nasional	5,920	6,084	6,210	6,381	6,474	6,675	5,851

Tabel 1.63
Harga Konsumen Perdesaan Kelompok Bahan Makanan, 2010
Kubis/Kol (Rp/Kg)

Provinsi	Januari	Februari	Maret	April	Mei	Juni
(1)	(2)	(3)	(4)	(5)	(6)	(7)
Aceh	4,154	4,154	4,129	4,274	4,274	4,302
Sumatera Utara	3,142	3,395	3,180	3,440	3,820	3,983
Sumatera Barat	2,813	3,362	3,303	3,461	3,518	3,860
Riau	4,384	4,311	4,250	4,351	4,351	4,496
Jambi	3,304	3,194	3,376	3,810	4,191	4,400
Sumatera Selatan	4,216	4,221	4,721	5,474	5,343	5,832
Bengkulu	3,990	3,755	3,808	4,507	4,517	4,918
Lampung	3,768	3,768	3,937	4,545	4,671	4,658
Kep. Bangka Belitung	6,538	6,509	6,845	6,982	6,887	7,963
Kepulauan Riau	6,792	6,646	6,890	7,427	7,520	7,472
Jawa Barat	2,942	2,941	3,472	3,956	4,015	4,512
Jawa Tengah	2,029	2,018	2,457	3,002	3,292	4,016
D. I. Yogyakarta	2,536	2,550	3,038	3,607	3,608	4,252
Jawa Timur	2,757	3,001	3,587	4,386	4,717	5,664
Banten	3,396	3,312	4,048	4,740	4,799	4,799
Bali	2,799	3,123	3,435	3,956	4,715	5,379
Nusa Tenggara Barat	2,531	3,056	3,128	4,171	4,804	4,761
Nusa Tenggara Timur	4,970	4,910	4,757	5,572	5,572	5,572
Kalimantan Barat	7,742	7,779	7,608	7,812	7,739	7,917
Kalimantan Tengah	7,293	7,567	7,693	8,067	8,165	8,885
Kalimantan Selatan	7,427	7,473	7,344	8,116	8,290	9,067
Kalimantan Timur	8,385	9,317	9,645	9,678	10,007	10,427
Sulawesi Utara	3,341	3,327	3,194	3,250	3,250	3,250
Sulawesi Tengah	5,555	5,620	5,665	5,620	5,556	6,019
Sulawesi Selatan	3,050	3,060	2,650	3,155	3,572	3,765
Sulawesi Tenggara	4,414	4,388	4,348	4,323	4,596	4,957
Gorontalo	4,192	3,973	4,164	3,929	3,954	4,252
Sulawesi Barat	3,864	3,747	3,957	3,861	3,978	4,606
Maluku	10,588	9,655	10,937	10,207	10,644	11,178
Maluku Utara	10,222	10,495	10,390	10,274	10,240	10,706
Papua Barat	12,396	12,892	12,907	14,832	14,203	14,704
Papua	9,971	11,382	12,486	11,145	10,869	10,718
Nasional	5,172	5,278	5,480	5,810	5,927	6,290

Lanjutan Tabel 1.63

Provinsi	Juli	Agustus	September	Oktober	November	Desember	Rata-rata
(1)	(8)	(9)	(10)	(11)	(12)	(13)	(14)
Aceh	4,642	4,642	4,601	4,347	4,301	4,409	4,352
Sumatera Utara	3,989	3,903	3,740	3,788	3,743	3,743	3,656
Sumatera Barat	3,786	3,853	3,954	4,431	4,865	4,936	3,845
Riau	4,736	4,703	4,703	4,599	4,599	4,642	4,510
Jambi	4,669	4,946	5,276	5,065	4,997	5,030	4,355
Sumatera Selatan	5,646	5,493	5,264	4,972	4,972	5,249	5,117
Bengkulu	5,113	4,538	4,327	4,654	4,997	5,113	4,520
Lampung	4,714	4,690	4,769	4,772	4,015	3,997	4,359
Kep. Bangka Belitung	8,257	8,497	8,263	7,970	8,024	8,045	7,565
Kepulauan Riau	7,640	8,048	8,183	7,964	8,230	8,230	7,587
Jawa Barat	5,085	4,904	4,814	4,668	4,771	5,126	4,267
Jawa Tengah	4,457	4,142	3,893	3,621	4,222	4,903	3,504
D. I. Yogyakarta	4,150	3,882	4,127	4,028	5,095	5,632	3,875
Jawa Timur	6,396	6,366	6,239	5,751	6,433	7,377	5,223
Banten	5,217	4,836	5,112	4,681	4,908	4,864	4,559
Bali	5,756	5,708	5,055	4,839	5,121	5,592	4,623
Nusa Tenggara Barat	4,761	5,258	5,112	5,206	5,606	5,766	4,513
Nusa Tenggara Timur	5,572	5,705	5,614	5,614	5,614	5,614	5,424
Kalimantan Barat	8,094	8,109	8,242	8,326	8,410	8,254	8,003
Kalimantan Tengah	9,424	9,129	9,129	9,129	11,310	11,391	8,932
Kalimantan Selatan	9,664	9,699	9,492	9,475	9,422	9,526	8,750
Kalimantan Timur	10,195	10,339	10,573	10,209	10,287	10,521	9,965
Sulawesi Utara	3,250	3,338	3,695	3,620	3,620	3,721	3,405
Sulawesi Tengah	6,041	6,657	6,674	6,368	6,421	6,549	6,062
Sulawesi Selatan	4,643	4,718	5,213	4,865	5,195	5,257	4,095
Sulawesi Tenggara	5,192	6,045	6,712	5,881	5,926	5,426	5,184
Gorontalo	5,012	5,166	5,036	5,965	5,998	6,087	4,811
Sulawesi Barat	5,304	5,218	6,119	5,843	6,277	6,669	4,954
Maluku	12,748	12,579	13,049	12,557	13,263	13,708	11,760
Maluku Utara	11,192	11,810	11,712	11,357	11,357	11,733	10,957
Papua Barat	15,673	18,161	18,685	19,266	21,309	21,309	16,361
Papua	11,075	11,614	12,114	12,686	12,106	12,302	11,539
Nasional	6,628	6,772	6,859	6,766	7,044	7,210	6,270

Tabel 1.64
Harga Konsumen Perdesaan Kelompok Bahan Makanan, 2010
Kacang Panjang (Rp/Kg)

Provinsi	Januari	Februari	Maret	April	Mei	Juni
(1)	(2)	(3)	(4)	(5)	(6)	(7)
Aceh	5,360	5,286	5,547	5,547	5,547	5,547
Sumatera Utara	3,790	3,986	4,363	4,555	4,703	4,818
Sumatera Barat	5,217	5,217	5,294	5,424	5,545	5,513
Riau	6,632	6,677	7,051	7,151	7,253	6,973
Jambi	5,554	5,693	5,533	5,366	5,602	6,461
Sumatera Selatan	4,940	5,244	5,136	5,188	5,173	5,247
Bengkulu	3,599	3,439	3,840	4,109	4,109	4,465
Lampung	4,559	4,697	4,739	4,407	4,350	4,427
Kep. Bangka Belitung	8,860	9,299	9,125	9,437	9,396	8,981
Kepulauan Riau	9,147	8,856	8,941	8,941	9,154	9,459
Jawa Barat	4,236	4,372	4,304	4,521	4,729	5,032
Jawa Tengah	3,295	3,594	3,553	3,784	4,011	4,556
D. I. Yogyakarta	3,062	3,410	3,389	3,341	3,779	3,959
Jawa Timur	3,331	3,478	3,359	3,626	4,047	4,569
Banten	3,961	4,338	4,400	4,531	4,603	5,050
Bali	4,185	4,339	4,375	4,612	4,954	5,463
Nusa Tenggara Barat	4,730	4,645	4,423	4,546	4,969	5,095
Nusa Tenggara Timur	6,287	6,710	6,940	7,022	7,022	7,147
Kalimantan Barat	7,295	7,173	7,026	6,928	6,996	7,680
Kalimantan Tengah	6,744	6,556	6,617	6,893	6,922	7,152
Kalimantan Selatan	7,383	8,088	8,683	9,211	9,572	9,572
Kalimantan Timur	9,574	12,613	13,970	13,970	14,320	14,415
Sulawesi Utara	4,257	4,257	4,275	4,219	4,340	4,349
Sulawesi Tengah	4,446	4,504	4,451	4,369	4,318	4,303
Sulawesi Selatan	4,285	4,480	4,480	4,541	4,706	4,753
Sulawesi Tenggara	4,948	4,755	4,566	4,963	5,693	5,898
Gorontalo	5,285	5,002	4,809	6,083	5,745	6,231
Sulawesi Barat	4,545	4,444	4,361	5,189	5,333	5,510
Maluku	11,664	11,756	11,200	12,886	13,764	14,609
Maluku Utara	13,891	13,891	14,354	13,717	13,717	13,717
Papua Barat	10,430	11,269	11,119	11,119	10,976	11,251
Papua	9,647	9,647	9,923	9,923	9,923	9,687
Nasional	6,098	6,304	6,380	6,566	6,727	6,934

Lanjutan Tabel 1.64

Provinsi	Juli	Agustus	September	Oktober	November	Desember	Rata-rata
(1)	(8)	(9)	(10)	(11)	(12)	(13)	(14)
Aceh	5,388	5,388	5,463	5,805	6,219	6,798	5,658
Sumatera Utara	4,811	4,924	4,895	4,976	5,220	5,323	4,697
Sumatera Barat	5,584	5,900	5,752	5,688	5,688	5,631	5,538
Riau	7,369	7,444	7,214	7,471	7,488	7,488	7,184
Jambi	6,548	6,384	6,190	6,562	7,850	7,589	6,278
Sumatera Selatan	5,435	5,390	5,563	5,195	5,176	5,416	5,259
Bengkulu	4,911	4,911	4,879	5,146	4,974	4,974	4,446
Lampung	4,608	4,653	4,653	4,579	4,605	4,509	4,565
Kep. Bangka Belitung	9,348	9,791	10,762	12,645	12,941	12,353	10,245
Kepulauan Riau	9,984	10,816	11,718	12,260	13,759	12,986	10,502
Jawa Barat	5,196	5,150	5,434	5,580	6,159	6,328	5,087
Jawa Tengah	4,600	4,466	4,718	4,973	5,495	5,474	4,377
D. I. Yogyakarta	4,085	3,817	3,822	4,229	5,376	4,946	3,934
Jawa Timur	4,608	4,461	4,802	5,283	5,863	5,554	4,415
Banten	4,761	4,943	4,955	5,312	5,675	5,867	4,866
Bali	5,263	5,296	5,219	5,085	5,570	5,370	4,978
Nusa Tenggara Barat	4,953	5,829	5,748	5,816	5,764	5,956	5,206
Nusa Tenggara Timur	7,105	7,211	7,371	7,764	7,804	7,994	7,198
Kalimantan Barat	7,840	8,128	8,517	8,471	9,577	9,951	7,965
Kalimantan Tengah	7,182	7,011	7,011	7,011	8,018	7,497	7,051
Kalimantan Selatan	9,760	9,855	9,704	10,126	12,281	12,845	9,757
Kalimantan Timur	15,227	15,872	16,958	16,496	16,972	16,972	14,780
Sulawesi Utara	4,349	4,299	4,163	4,078	4,078	4,248	4,242
Sulawesi Tengah	4,367	4,465	4,583	4,642	4,627	4,623	4,475
Sulawesi Selatan	5,301	5,301	5,301	5,301	5,108	5,157	4,893
Sulawesi Tenggara	6,847	8,607	8,552	7,746	7,349	7,459	6,449
Gorontalo	6,503	6,523	7,012	7,029	6,981	6,846	6,171
Sulawesi Barat	5,648	5,648	5,648	5,691	5,910	5,762	5,307
Maluku	17,288	17,656	17,837	18,248	18,800	18,853	15,380
Maluku Utara	14,402	14,162	14,634	15,464	14,897	14,138	14,249
Papua Barat	12,188	12,798	13,437	12,766	13,265	13,109	11,977
Papua	9,410	10,485	10,485	9,924	9,924	10,633	9,968
Nasional	7,215	7,425	7,594	7,730	8,107	8,083	7,097

Tabel 1.65
Harga Konsumen Perdesaan Kelompok Bahan Makanan, 2010
Kentang (Rp/Kg)

Provinsi	Januari	Februari	Maret	April	Mei	Juni
(1)	(2)	(3)	(4)	(5)	(6)	(7)
Aceh	6,724	6,832	6,970	7,565	7,439	7,262
Sumatera Utara	6,393	7,140	7,131	7,175	7,358	7,320
Sumatera Barat	5,280	5,229	5,222	5,283	5,337	5,517
Riau	6,622	6,579	6,770	6,770	6,733	6,488
Jambi	5,043	4,908	4,803	4,815	4,853	4,902
Sumatera Selatan	5,728	5,789	5,600	5,522	5,260	5,366
Bengkulu	6,030	5,528	5,674	5,282	5,514	5,608
Lampung	5,881	5,695	5,724	5,806	5,761	5,890
Kep. Bangka Belitung	8,083	7,743	7,689	7,823	7,942	7,790
Kepulauan Riau	8,724	8,844	8,696	8,674	8,795	9,366
Jawa Barat	5,735	5,475	5,403	5,647	5,743	5,943
Jawa Tengah	5,209	4,997	4,908	5,012	5,163	5,602
D. I. Yogyakarta	6,216	6,018	5,653	5,744	5,880	6,147
Jawa Timur	5,815	5,355	5,163	5,350	5,322	6,037
Banten	6,352	6,232	6,143	6,143	6,302	6,375
Bali	6,141	6,159	6,159	6,130	6,157	6,370
Nusa Tenggara Barat	8,100	8,424	8,424	8,143	7,962	7,962
Nusa Tenggara Timur	12,871	14,705	14,705	14,705	14,705	14,705
Kalimantan Barat	9,852	9,710	9,572	9,572	9,634	9,860
Kalimantan Tengah	9,596	9,596	9,258	9,380	9,430	10,267
Kalimantan Selatan	9,983	10,151	10,274	9,994	10,463	10,840
Kalimantan Timur	8,553	9,156	9,707	10,013	10,067	10,746
Sulawesi Utara	5,488	5,820	5,577	5,577	5,681	5,718
Sulawesi Tengah	10,835	10,704	10,557	11,050	11,123	11,235
Sulawesi Selatan	8,305	8,375	7,803	7,505	7,938	8,480
Sulawesi Tenggara	12,881	13,132	12,886	12,864	12,119	11,949
Gorontalo	8,764	6,979	6,900	6,530	6,585	8,030
Sulawesi Barat	9,796	9,617	9,450	8,774	8,896	8,785
Maluku	14,572	14,337	13,618	13,553	14,642	14,265
Maluku Utara	12,883	12,891	12,561	12,082	11,478	12,462
Papua Barat	21,172	20,368	22,065	21,120	22,289	23,843
Papua	18,214	16,443	19,832	18,951	18,802	18,767
Nasional	8,808	8,717	8,778	8,705	8,793	9,059

Lanjutan Tabel 1.65

Provinsi	Juli	Agustus	September	Oktober	November	Desember	Rata-rata
(1)	(8)	(9)	(10)	(11)	(12)	(13)	(14)
Aceh	7,406	7,434	7,547	7,258	7,418	7,975	7,319
Sumatera Utara	7,378	7,465	7,488	7,247	7,724	8,376	7,350
Sumatera Barat	5,723	5,807	6,076	6,181	6,119	6,446	5,685
Riau	6,800	6,800	6,852	6,939	6,939	7,295	6,799
Jambi	5,127	5,099	5,242	5,062	5,362	5,517	5,061
Sumatera Selatan	5,623	5,861	6,002	5,844	6,000	6,382	5,748
Bengkulu	6,204	6,501	6,303	6,650	7,024	7,224	6,129
Lampung	6,959	6,867	7,040	7,815	7,373	7,383	6,516
Kep. Bangka Belitung	8,356	8,680	8,927	8,306	8,983	8,993	8,276
Kepulauan Riau	9,366	9,279	9,472	9,472	9,097	9,458	9,104
Jawa Barat	6,620	6,735	6,998	6,710	6,986	7,491	6,290
Jawa Tengah	6,216	6,291	6,708	6,414	6,850	7,268	5,887
D. I. Yogyakarta	7,467	7,391	7,757	7,746	8,666	8,501	6,932
Jawa Timur	6,757	6,927	7,014	6,493	6,902	7,181	6,193
Banten	7,057	6,883	7,421	7,325	7,683	7,845	6,813
Bali	6,606	7,116	7,114	7,107	7,543	7,756	6,696
Nusa Tenggara Barat	8,303	9,120	9,120	8,782	9,173	9,631	8,595
Nusa Tenggara Timur	13,998	14,022	14,681	13,895	14,059	14,600	14,304
Kalimantan Barat	10,312	10,770	10,678	10,625	10,763	10,914	10,188
Kalimantan Tengah	10,187	11,536	11,689	11,845	12,827	13,000	10,718
Kalimantan Selatan	12,123	12,141	12,181	11,853	12,191	12,231	11,202
Kalimantan Timur	10,942	11,886	12,403	12,171	12,206	12,214	10,839
Sulawesi Utara	6,195	6,056	6,056	6,056	6,619	6,394	5,936
Sulawesi Tengah	12,412	12,982	13,816	14,534	13,967	13,790	12,250
Sulawesi Selatan	9,331	10,262	11,292	10,057	10,042	10,455	9,154
Sulawesi Tenggara	12,236	13,437	13,866	13,580	13,208	12,313	12,873
Gorontalo	9,184	9,548	9,002	8,045	8,131	8,157	7,988
Sulawesi Barat	9,647	10,584	10,796	10,755	10,580	10,866	9,879
Maluku	16,750	18,629	17,926	17,336	17,341	18,909	15,990
Maluku Utara	13,278	14,266	14,647	14,289	15,784	16,063	13,557
Papua Barat	23,235	25,767	25,225	27,203	25,530	25,034	23,571
Papua	19,288	20,047	21,127	19,735	18,900	19,260	19,114
Nasional	9,596	10,068	10,265	10,104	10,250	10,466	9,467

Tabel 1.66
Harga Konsumen Perdesaan Kelompok Bahan Makanan, 2010
Cabe Merah (Rp/Kg)

Provinsi	Januari	Februari	Maret	April	Mei	Juni
(1)	(2)	(3)	(4)	(5)	(6)	(7)
Aceh	23,652	25,623	24,305	25,105	25,196	33,459
Sumatera Utara	17,953	18,079	16,555	17,013	16,972	22,545
Sumatera Barat	34,107	32,301	27,391	29,691	30,178	40,023
Riau	27,713	27,012	26,513	26,347	27,074	34,894
Jambi	23,859	24,026	23,638	24,730	24,501	31,899
Sumatera Selatan	30,443	32,212	29,730	32,358	32,963	42,005
Bengkulu	28,147	29,694	27,520	28,293	32,199	44,323
Lampung	18,422	18,182	16,886	17,678	18,331	21,259
Kep. Bangka Belitung	31,714	31,297	30,270	30,691	30,924	36,949
Kepulauan Riau	33,321	32,843	35,307	34,688	33,570	36,917
Jawa Barat	19,953	20,959	19,730	20,677	21,947	26,802
Jawa Tengah	14,836	15,697	14,730	17,370	19,961	26,720
D. I. Yogyakarta	12,438	14,483	14,394	14,862	15,755	18,210
Jawa Timur	14,340	15,367	14,163	16,783	18,202	24,173
Banten	20,051	20,796	19,425	20,430	24,315	27,960
Bali	12,889	16,113	16,949	16,946	17,481	23,412
Nusa Tenggara Barat	15,735	16,337	17,748	19,758	21,252	23,395
Nusa Tenggara Timur	17,265	17,672	18,992	18,789	18,789	18,711
Kalimantan Barat	23,521	24,876	27,914	29,072	28,865	30,645
Kalimantan Tengah	27,843	29,414	28,962	28,134	30,168	31,041
Kalimantan Selatan	26,221	25,302	23,849	25,792	30,545	36,461
Kalimantan Timur	35,338	37,559	41,590	39,550	40,150	39,836
Sulawesi Utara	17,250	17,250	17,250	17,250	17,250	11,500
Sulawesi Tengah	18,624	20,024	19,645	19,197	20,315	19,111
Sulawesi Selatan	11,187	12,591	11,644	11,600	11,125	11,909
Sulawesi Tenggara	20,053	20,146	19,203	20,600	20,945	20,235
Gorontalo	16,806	15,685	15,685	15,685	23,528	19,606
Sulawesi Barat	16,086	19,331	18,082	16,466	16,809	17,548
Maluku	35,215	34,675	38,695	36,681	40,669	43,638
Maluku Utara	29,314	29,314	28,248	28,591	33,011	35,201
Papua Barat	32,146	33,683	34,846	36,968	38,057	42,862
Papua	24,691	28,395	30,740	35,348	41,533	37,478
Nasional	22,848	23,654	23,456	24,161	25,706	29,085

Lanjutan Tabel 1.66

Provinsi	Juli	Agustus	September	Oktober	November	Desember	Rata-rata
(1)	(8)	(9)	(10)	(11)	(12)	(13)	(14)
Aceh	37,785	39,093	37,118	33,071	40,977	51,922	33,109
Sumatera Utara	27,154	23,640	22,311	21,865	26,593	31,249	21,827
Sumatera Barat	53,704	50,023	44,353	40,533	52,376	66,818	41,792
Riau	49,951	48,374	44,718	41,733	47,850	59,074	38,438
Jambi	40,775	37,090	34,613	32,667	36,511	44,703	31,584
Sumatera Selatan	58,499	58,321	55,851	51,944	59,626	66,190	45,845
Bengkulu	63,583	61,270	57,116	53,508	64,817	81,609	47,673
Lampung	27,823	27,103	26,181	21,396	21,937	28,310	21,959
Kep. Bangka Belitung	50,488	55,692	50,506	44,032	51,947	55,535	41,671
Kepulauan Riau	36,663	34,241	33,566	31,174	32,521	37,454	34,355
Jawa Barat	35,265	33,381	31,047	28,607	31,433	40,005	27,484
Jawa Tengah	33,527	30,491	27,091	26,993	32,328	41,440	25,099
D. I. Yogyakarta	22,599	22,724	21,811	21,872	27,726	35,767	20,220
Jawa Timur	31,032	29,319	27,382	28,212	30,284	39,958	24,101
Banten	37,358	37,731	37,401	35,317	37,457	46,649	30,407
Bali	27,201	26,567	24,466	20,774	20,436	27,411	20,887
Nusa Tenggara Barat	27,007	29,266	27,998	28,216	27,746	34,424	24,073
Nusa Tenggara Timur	17,507	20,367	20,614	20,266	19,738	19,738	19,037
Kalimantan Barat	32,137	36,136	36,942	38,139	38,448	39,965	32,222
Kalimantan Tengah	38,548	43,567	42,841	44,428	43,551	45,924	36,202
Kalimantan Selatan	41,473	43,202	44,402	47,300	45,042	48,410	36,500
Kalimantan Timur	45,694	46,687	47,287	45,520	48,183	50,860	43,188
Sulawesi Utara	11,500	11,500	11,500	11,500	12,772	12,772	14,108
Sulawesi Tengah	20,570	21,472	23,283	22,950	26,407	26,382	21,498
Sulawesi Selatan	14,017	16,910	18,600	17,484	18,631	18,560	14,521
Sulawesi Tenggara	22,757	30,550	37,713	35,030	34,674	33,885	26,316
Gorontalo	31,861	31,861	31,861	29,205	33,586	33,586	24,913
Sulawesi Barat	21,410	28,580	32,649	31,039	35,501	39,651	24,429
Maluku	53,622	71,612	74,829	79,511	88,434	88,586	57,181
Maluku Utara	36,912	44,176	45,464	41,985	39,697	39,679	35,966
Papua Barat	44,151	42,684	47,457	46,718	56,295	63,661	43,294
Papua	42,765	46,566	49,780	46,634	51,903	49,509	40,445
Nasional	35,479	36,881	36,523	34,988	38,607	43,740	31,261

Tabel 1.67
Harga Konsumen Perdesaan Kelompok Bahan Makanan, 2010
Cabe Rawit (Rp/Kg)

Provinsi	Januari	Februari	Maret	April	Mei	Juni
(1)	(2)	(3)	(4)	(5)	(6)	(7)
Aceh	21,157	20,951	21,219	20,747	20,428	22,406
Sumatera Utara	18,721	20,956	20,130	19,339	18,196	21,846
Sumatera Barat	25,257	26,166	25,018	29,617	28,456	34,976
Riau	27,587	27,357	27,304	27,324	27,006	28,318
Jambi	22,732	23,330	21,617	20,766	20,916	26,182
Sumatera Selatan	25,567	27,411	27,424	27,183	27,105	36,617
Bengkulu	18,012	20,188	18,671	18,556	19,764	24,635
Lampung	17,993	18,014	17,106	15,886	15,909	18,801
Kep. Bangka Belitung	34,549	33,674	34,336	34,813	35,551	40,947
Kepulauan Riau	34,676	34,947	38,099	38,373	35,815	39,730
Jawa Barat	14,265	16,265	16,386	15,888	16,622	19,354
Jawa Tengah	10,471	12,418	12,142	11,822	12,701	14,990
D. I. Yogyakarta	9,797	11,364	10,771	9,902	10,337	12,439
Jawa Timur	12,508	16,896	15,864	15,125	15,154	17,696
Banten	10,938	12,614	11,835	12,017	13,187	16,159
Bali	12,950	15,242	15,836	14,488	16,444	22,159
Nusa Tenggara Barat	15,024	16,112	15,226	16,077	16,628	18,950
Nusa Tenggara Timur	17,441	18,274	18,871	18,985	19,902	19,917
Kalimantan Barat	27,874	31,360	31,719	33,139	31,895	32,189
Kalimantan Tengah	31,725	34,369	34,178	32,583	32,692	37,405
Kalimantan Selatan	29,217	32,435	32,413	33,729	34,238	43,319
Kalimantan Timur	45,267	44,654	46,520	42,326	47,811	49,201
Sulawesi Utara	22,733	22,300	23,518	22,258	23,318	20,043
Sulawesi Tengah	22,289	23,849	22,735	22,912	27,443	26,928
Sulawesi Selatan	15,789	18,473	17,256	17,357	17,490	19,577
Sulawesi Tenggara	20,431	20,090	19,205	18,042	17,244	16,939
Gorontalo	18,693	23,795	24,142	31,382	28,812	41,503
Sulawesi Barat	20,375	20,199	20,544	19,913	19,987	20,073
Maluku	47,576	47,775	38,187	43,062	45,160	45,455
Maluku Utara	29,000	29,000	31,417	34,907	34,617	34,617
Papua Barat	38,000	35,467	37,437	36,657	50,404	49,773
Papua	29,791	33,507	34,430	42,018	46,192	49,662
Nasional	23,388	24,670	24,424	24,912	25,857	28,838

Lanjutan Tabel 1.67

Provinsi	Juli	Agustus	September	Oktober	November	Desember	Rata-rata
(1)	(8)	(9)	(10)	(11)	(12)	(13)	(14)
Aceh	25,082	26,647	24,950	23,170	24,510	30,806	23,506
Sumatera Utara	29,069	27,698	26,275	24,463	26,661	33,420	23,898
Sumatera Barat	47,544	46,065	48,449	44,678	49,998	57,930	38,680
Riau	39,539	40,432	35,628	32,670	34,295	41,920	32,448
Jambi	35,061	31,869	31,174	29,847	31,641	35,443	27,548
Sumatera Selatan	45,448	45,677	46,774	42,019	48,210	59,130	38,214
Bengkulu	31,981	27,707	30,436	28,238	30,337	33,452	25,165
Lampung	19,490	20,912	20,493	18,101	18,302	20,765	18,481
Kep. Bangka Belitung	54,465	60,457	59,047	53,074	53,443	56,560	45,910
Kepulauan Riau	43,547	46,929	43,324	45,258	44,335	49,466	41,208
Jawa Barat	23,364	23,375	21,033	19,913	20,207	24,934	19,301
Jawa Tengah	17,603	16,895	15,494	16,573	18,977	24,686	15,398
D. I. Yogyakarta	15,704	14,956	14,475	15,640	22,088	29,812	14,774
Jawa Timur	23,889	23,915	21,547	22,145	23,754	31,353	19,987
Banten	21,383	22,762	22,826	21,515	22,136	25,087	17,705
Bali	33,272	37,775	32,214	28,547	28,804	41,232	24,914
Nusa Tenggara Barat	22,791	26,218	25,672	29,505	28,662	36,913	22,315
Nusa Tenggara Timur	18,861	19,247	19,740	18,664	18,544	18,544	18,916
Kalimantan Barat	35,661	38,559	38,559	39,864	39,880	43,003	35,308
Kalimantan Tengah	43,864	48,487	47,997	48,288	45,677	47,390	40,388
Kalimantan Selatan	60,925	68,386	68,386	82,319	74,239	76,066	52,973
Kalimantan Timur	54,559	61,436	63,229	55,586	60,761	61,695	52,754
Sulawesi Utara	21,904	28,385	28,004	29,588	29,927	33,882	25,488
Sulawesi Tengah	28,816	30,774	31,413	31,397	37,021	38,827	28,700
Sulawesi Selatan	22,383	29,459	32,964	33,413	31,508	31,529	23,933
Sulawesi Tenggara	19,695	24,462	29,021	29,552	31,984	30,012	23,056
Gorontalo	41,503	53,652	64,516	57,412	80,692	93,556	46,638
Sulawesi Barat	20,240	23,849	27,828	30,419	34,221	35,672	24,443
Maluku	47,483	59,586	74,620	76,289	84,748	84,850	57,899
Maluku Utara	38,944	50,311	53,181	49,902	54,185	54,366	41,204
Papua Barat	55,630	65,313	75,522	76,666	83,588	85,290	57,479
Papua	54,960	59,383	55,721	64,757	67,553	80,123	51,508
Nasional	34,208	37,549	38,454	38,108	40,653	45,241	32,192

Tabel 1.68
Harga Konsumen Perdesaan Kelompok Bahan Makanan, 2010
Ketimun (Rp/Kg)

Provinsi	Januari	Februari	Maret	April	Mei	Juni
(1)	(2)	(3)	(4)	(5)	(6)	(7)
Aceh	4,115	4,061	4,246	4,508	4,610	4,526
Sumatera Utara	2,943	3,053	3,401	3,451	3,637	3,680
Sumatera Barat	3,349	3,428	3,400	3,466	3,470	3,963
Riau	5,064	5,064	5,088	5,349	5,772	6,654
Jambi	4,625	4,895	4,960	5,208	5,234	5,234
Sumatera Selatan	3,560	3,560	3,691	3,723	3,723	3,781
Bengkulu	3,504	3,504	3,749	3,609	3,591	3,830
Lampung	3,930	4,192	3,955	4,142	4,431	4,768
Kep. Bangka Belitung	5,434	5,661	5,301	5,614	5,495	5,670
Kepulauan Riau	7,375	7,375	8,113	8,113	8,637	9,166
Jawa Barat	3,276	3,233	3,339	3,783	4,014	4,008
Jawa Tengah	2,071	2,097	2,121	2,214	2,310	2,516
D. I. Yogyakarta	2,400	2,305	2,250	2,303	2,550	2,573
Jawa Timur	2,457	2,643	2,592	2,898	3,169	3,332
Banten	3,288	3,083	2,916	3,165	3,230	3,195
Bali	2,674	2,674	2,941	3,309	3,427	3,645
Nusa Tenggara Barat	2,627	3,104	3,175	3,391	3,648	3,980
Nusa Tenggara Timur	4,214	4,262	4,459	4,969	4,969	4,969
Kalimantan Barat	4,967	4,854	5,274	5,484	5,393	5,503
Kalimantan Tengah	4,960	5,373	5,194	5,374	5,402	5,702
Kalimantan Selatan	4,130	4,529	4,514	4,379	4,495	4,849
Kalimantan Timur	9,435	12,866	13,636	13,498	13,498	14,633
Sulawesi Utara	4,313	4,313	4,673	4,647	4,647	4,518
Sulawesi Tengah	3,150	3,109	2,971	2,996	2,962	3,160
Sulawesi Selatan	3,167	3,167	3,167	3,167	3,167	3,167
Sulawesi Tenggara	3,997	3,826	3,777	4,164	4,372	4,204
Gorontalo	3,689	3,583	3,979	3,979	4,377	4,202
Sulawesi Barat	4,766	4,617	5,386	5,470	5,835	5,835
Maluku	8,466	8,342	8,264	8,023	8,558	9,560
Maluku Utara	7,527	8,468	8,280	8,050	9,466	9,466
Papua Barat	8,500	9,023	8,873	9,410	9,981	10,031
Papua	6,050	6,050	6,739	7,301	7,301	8,822
Nasional	4,501	4,697	4,826	4,974	5,168	5,411

Lanjutan Tabel 1.68

Provinsi	Juli	Agustus	September	Oktober	November	Desember	Rata-rata
(1)	(8)	(9)	(10)	(11)	(12)	(13)	(14)
Aceh	4,732	4,589	4,693	5,105	5,172	5,195	4,629
Sumatera Utara	3,678	3,515	3,614	3,614	3,700	3,731	3,501
Sumatera Barat	3,906	3,867	4,255	4,082	4,310	4,320	3,818
Riau	6,769	7,527	7,239	7,345	7,854	7,474	6,433
Jambi	5,263	5,113	5,011	5,261	5,384	5,276	5,122
Sumatera Selatan	3,822	3,945	3,904	3,869	4,277	4,360	3,851
Bengkulu	3,932	4,100	4,617	4,856	4,856	5,087	4,103
Lampung	4,597	4,496	4,842	4,777	5,010	4,768	4,492
Kep. Bangka Belitung	6,259	6,759	7,605	7,529	9,061	8,826	6,601
Kepulauan Riau	9,147	9,544	9,271	8,793	9,391	9,097	8,668
Jawa Barat	4,097	4,051	4,342	4,036	4,645	4,464	3,941
Jawa Tengah	2,581	2,572	2,626	2,787	3,133	3,016	2,504
D. I. Yogyakarta	2,666	2,574	2,773	3,185	3,678	3,666	2,744
Jawa Timur	3,374	3,446	3,904	4,390	4,897	4,640	3,478
Banten	3,210	3,279	3,449	3,306	3,809	3,778	3,309
Bali	3,848	3,506	3,395	3,508	3,856	4,062	3,404
Nusa Tenggara Barat	3,980	3,980	4,100	4,193	4,384	4,530	3,758
Nusa Tenggara Timur	4,969	5,062	5,062	5,126	5,126	5,126	4,860
Kalimantan Barat	5,768	6,192	6,478	6,805	7,078	7,309	5,926
Kalimantan Tengah	5,591	5,747	5,747	6,234	6,809	6,673	5,734
Kalimantan Selatan	4,681	4,847	4,955	5,550	6,638	6,074	4,970
Kalimantan Timur	14,894	14,900	14,698	14,575	14,233	14,044	13,742
Sulawesi Utara	4,518	4,644	4,644	4,644	4,760	4,909	4,603
Sulawesi Tengah	3,370	3,241	3,302	3,357	3,630	3,711	3,247
Sulawesi Selatan	3,343	3,343	3,343	3,343	3,343	3,528	3,270
Sulawesi Tenggara	4,244	5,144	5,083	5,366	5,461	5,527	4,597
Gorontalo	4,470	4,213	4,675	4,737	4,714	4,660	4,273
Sulawesi Barat	5,654	6,644	6,703	6,464	6,194	6,194	5,814
Maluku	11,251	12,531	14,157	13,828	13,992	14,867	10,987
Maluku Utara	11,044	11,433	11,591	11,234	11,138	11,447	9,929
Papua Barat	10,482	10,810	11,260	11,260	11,595	11,756	10,248
Papua	9,074	9,074	8,999	9,985	9,570	9,308	8,189
Nasional	5,600	5,771	5,948	6,036	6,303	6,294	5,461

Tabel 1.69
Harga Konsumen Perdesaan Kelompok Bahan Makanan, 2010
Sawi (Rp/Kg)

Provinsi	Januari	Februari	Maret	April	Mei	Juni
(1)	(2)	(3)	(4)	(5)	(6)	(7)
Aceh	4,686	4,686	4,751	4,773	4,773	4,773
Sumatera Utara	4,130	4,184	4,427	4,475	4,809	4,918
Sumatera Barat	3,261	3,223	3,388	3,336	3,336	3,682
Riau	5,405	5,405	5,379	5,685	5,685	6,213
Jambi	4,311	4,623	4,665	4,665	4,665	4,815
Sumatera Selatan	3,721	3,955	4,188	4,795	4,722	4,521
Bengkulu	3,841	3,521	4,069	4,060	4,089	4,270
Lampung	3,236	3,256	3,369	3,752	3,512	3,647
Kep. Bangka Belitung	8,425	8,189	9,402	9,784	9,636	10,344
Kepulauan Riau	8,715	8,403	8,753	8,850	9,083	9,420
Jawa Barat	2,973	3,041	3,256	3,580	3,584	3,914
Jawa Tengah	1,958	2,119	2,400	2,671	2,909	3,223
D. I. Yogyakarta	2,303	2,502	2,756	2,954	3,186	3,466
Jawa Timur	2,700	2,956	3,232	3,471	3,790	4,088
Banten	3,375	3,459	3,676	3,879	3,846	4,151
Bali	3,430	3,879	3,879	4,035	4,403	4,823
Nusa Tenggara Barat	5,260	6,166	5,738	5,818	6,041	6,545
Nusa Tenggara Timur	5,451	5,414	5,689	5,808	5,808	5,808
Kalimantan Barat	8,449	8,540	8,653	8,720	8,691	8,684
Kalimantan Tengah	9,065	9,669	9,830	10,167	10,675	11,102
Kalimantan Selatan	7,037	6,912	6,804	7,061	7,182	7,182
Kalimantan Timur	9,782	10,383	10,065	11,072	10,855	11,307
Sulawesi Utara	2,675	2,675	2,675	2,604	2,604	2,743
Sulawesi Tengah	5,211	5,292	5,495	5,171	5,038	5,261
Sulawesi Selatan	3,285	3,372	3,384	3,384	3,441	4,107
Sulawesi Tenggara	5,335	5,177	5,129	5,287	5,553	5,553
Gorontalo	4,437	4,279	4,486	4,655	4,853	4,721
Sulawesi Barat	5,736	5,612	5,894	5,858	5,807	6,037
Maluku	9,059	9,598	10,288	11,101	11,228	11,272
Maluku Utara	11,433	11,076	11,138	11,138	12,251	12,251
Papua Barat	9,242	10,537	10,249	10,391	10,420	10,420
Papua	9,080	9,080	8,853	8,853	8,853	8,632
Nasional	5,531	5,662	5,811	5,995	6,104	6,309

Lanjutan Tabel 1.69

Provinsi	Juli	Agustus	September	Oktober	November	Desember	Rata-rata
(1)	(8)	(9)	(10)	(11)	(12)	(13)	(14)
Aceh	4,773	4,684	4,736	4,789	4,767	4,661	4,738
Sumatera Utara	4,820	4,820	5,067	5,084	5,322	5,442	4,791
Sumatera Barat	4,131	4,426	4,521	4,763	4,961	4,961	3,999
Riau	6,317	6,273	6,403	6,734	6,729	6,779	6,084
Jambi	4,815	4,746	4,831	4,831	4,939	4,939	4,737
Sumatera Selatan	4,831	4,785	4,865	4,751	4,742	4,666	4,545
Bengkulu	4,507	5,144	5,038	5,137	5,190	5,264	4,511
Lampung	3,576	3,576	3,521	3,590	4,025	3,891	3,579
Kep. Bangka Belitung	10,680	12,021	12,059	12,212	12,113	12,412	10,606
Kepulauan Riau	9,315	10,093	9,610	10,221	10,015	11,079	9,463
Jawa Barat	4,163	4,076	4,063	4,107	4,156	4,216	3,761
Jawa Tengah	3,229	3,209	3,395	3,619	4,014	4,195	3,078
D. I. Yogyakarta	3,289	3,275	3,387	4,233	4,453	4,556	3,363
Jawa Timur	4,256	4,173	4,286	4,618	5,128	5,486	4,015
Banten	4,350	4,361	4,454	4,779	5,093	5,314	4,228
Bali	4,706	4,680	4,633	4,828	5,337	5,047	4,474
Nusa Tenggara Barat	6,545	6,610	6,326	6,590	7,375	9,501	6,543
Nusa Tenggara Timur	5,808	5,808	6,231	6,005	6,105	5,870	5,817
Kalimantan Barat	9,338	9,481	10,028	10,549	10,232	10,926	9,358
Kalimantan Tengah	11,521	10,945	10,945	10,945	11,492	10,808	10,597
Kalimantan Selatan	7,182	7,182	7,032	7,133	7,034	7,034	7,065
Kalimantan Timur	12,393	12,458	13,007	12,508	12,639	12,639	11,592
Sulawesi Utara	2,743	2,938	2,840	2,840	2,840	2,840	2,751
Sulawesi Tengah	5,482	5,693	5,897	6,551	6,683	6,768	5,712
Sulawesi Selatan	4,270	4,842	5,411	5,244	5,535	5,408	4,307
Sulawesi Tenggara	6,231	7,670	7,596	7,025	7,025	6,845	6,202
Gorontalo	4,721	4,525	5,565	5,565	5,885	5,885	4,965
Sulawesi Barat	6,848	7,456	7,792	7,658	7,613	7,613	6,660
Maluku	11,916	14,550	15,297	15,207	15,278	16,592	12,616
Maluku Utara	12,711	12,711	12,711	12,534	12,663	12,798	12,118
Papua Barat	11,578	11,578	11,578	11,819	11,715	11,407	10,911
Papua	8,592	9,054	9,465	8,863	8,804	9,329	8,955
Nasional	6,551	6,808	6,956	7,042	7,184	7,349	6,442

Tabel 1.70
Harga Konsumen Perdesaan Kelompok Bahan Makanan, 2010
Tomat Sayur (Rp/Kg)

Provinsi	Januari	Februari	Maret	April	Mei	Juni
(1)	(2)	(3)	(4)	(5)	(6)	(7)
Aceh	6,409	6,730	6,192	6,492	6,288	6,009
Sumatera Utara	9,069	9,149	9,518	10,068	9,723	9,938
Sumatera Barat	5,613	6,063	6,179	6,291	6,343	6,517
Riau	6,222	7,111	7,164	6,925	6,938	6,970
Jambi	6,246	6,474	6,129	6,062	6,085	6,063
Sumatera Selatan	5,353	5,359	5,667	6,144	6,071	6,169
Bengkulu	6,247	6,219	5,974	6,309	6,229	6,384
Lampung	4,220	4,478	5,213	5,822	5,596	6,362
Kep. Bangka Belitung	9,648	9,867	10,369	10,219	10,033	9,820
Kepulauan Riau	12,375	12,375	11,756	12,036	12,036	12,287
Jawa Barat	4,392	4,569	5,073	5,882	5,943	6,032
Jawa Tengah	3,675	3,842	4,610	5,445	5,717	5,960
D. I. Yogyakarta	4,116	4,046	5,186	5,844	5,534	5,507
Jawa Timur	4,263	5,277	5,894	6,446	6,400	6,040
Banten	4,523	5,023	6,638	8,777	7,462	7,348
Bali	3,266	3,732	3,865	4,229	4,229	4,245
Nusa Tenggara Barat	4,889	6,621	7,040	6,747	6,410	6,517
Nusa Tenggara Timur	9,922	10,847	10,847	10,621	10,621	10,621
Kalimantan Barat	11,489	11,489	11,848	12,342	12,496	13,564
Kalimantan Tengah	7,691	7,700	8,312	9,068	9,068	9,123
Kalimantan Selatan	10,292	10,138	10,664	12,487	13,462	15,951
Kalimantan Timur	8,322	8,776	9,295	8,957	8,713	8,871
Sulawesi Utara	5,565	5,120	5,376	5,914	8,279	8,279
Sulawesi Tengah	6,134	6,419	6,790	7,543	9,105	9,969
Sulawesi Selatan	6,677	7,465	7,190	7,395	8,854	9,964
Sulawesi Tenggara	7,370	6,988	7,033	7,262	7,357	7,847
Gorontalo	4,709	6,279	8,098	8,569	9,752	11,920
Sulawesi Barat	6,812	7,493	7,639	7,115	7,002	7,647
Maluku	17,170	17,566	19,799	19,799	20,095	24,426
Maluku Utara	11,479	11,264	11,577	11,301	12,505	15,455
Papua Barat	18,086	18,394	19,349	22,495	25,104	28,530
Papua	16,650	17,086	17,342	18,608	19,010	21,808
Nasional	7,778	8,124	8,551	9,038	9,327	10,067

Lanjutan Tabel 1.70

Provinsi	Juli	Agustus	September	Oktober	November	Desember	Rata-rata
(1)	(8)	(9)	(10)	(11)	(12)	(13)	(14)
Aceh	6,560	6,560	6,560	5,798	7,054	8,063	6,559
Sumatera Utara	9,633	9,435	8,838	8,658	10,313	10,944	9,607
Sumatera Barat	7,037	6,889	6,587	6,703	7,685	8,073	6,665
Riau	8,751	8,380	8,380	8,170	8,518	8,660	7,682
Jambi	6,417	6,340	5,997	5,877	5,779	6,203	6,139
Sumatera Selatan	5,997	5,884	5,747	5,388	5,619	5,927	5,777
Bengkulu	6,502	6,438	6,590	6,379	6,911	6,372	6,379
Lampung	6,476	6,476	6,346	5,848	6,804	6,948	5,883
Kep. Bangka Belitung	11,284	11,674	11,124	10,753	11,661	12,085	10,711
Kepulauan Riau	12,571	11,951	11,819	12,100	12,128	12,128	12,130
Jawa Barat	6,633	6,463	6,311	6,613	7,329	7,563	6,067
Jawa Tengah	5,825	5,370	5,324	6,011	7,364	7,865	5,584
D. I. Yogyakarta	5,354	4,719	4,451	5,414	7,414	7,337	5,410
Jawa Timur	5,902	5,533	5,485	6,457	8,284	8,887	6,239
Banten	7,018	6,592	6,729	7,434	9,452	9,700	7,225
Bali	4,200	3,952	3,452	4,093	4,890	4,704	4,072
Nusa Tenggara Barat	6,072	5,309	5,059	5,788	7,037	7,574	6,255
Nusa Tenggara Timur	10,621	10,805	10,548	11,452	11,261	11,543	10,809
Kalimantan Barat	12,659	13,124	14,009	14,056	14,351	15,237	13,055
Kalimantan Tengah	9,081	9,081	9,081	8,822	9,178	9,271	8,790
Kalimantan Selatan	15,650	15,161	16,985	17,518	20,175	21,371	14,988
Kalimantan Timur	9,076	8,911	9,258	9,188	9,314	9,420	9,008
Sulawesi Utara	7,865	9,203	11,917	11,917	11,641	12,750	8,652
Sulawesi Tengah	10,567	11,153	11,796	10,570	10,351	10,754	9,263
Sulawesi Selatan	10,249	11,652	11,304	10,783	10,528	10,791	9,404
Sulawesi Tenggara	8,984	10,418	10,618	9,470	8,907	8,490	8,395
Gorontalo	11,920	12,346	16,813	15,973	16,299	15,717	11,533
Sulawesi Barat	8,217	8,126	8,126	7,662	7,662	7,222	7,560
Maluku	23,409	24,273	27,212	33,500	38,068	37,389	25,225
Maluku Utara	16,903	17,708	16,724	15,981	16,425	16,242	14,464
Papua Barat	31,954	30,756	30,390	30,782	29,505	31,251	26,383
Papua	24,801	24,715	25,892	25,985	27,428	27,820	22,262
Nasional	10,443	10,481	10,796	10,973	11,729	12,009	9,943

Tabel 1.71
Harga Konsumen Perdesaan Kelompok Bahan Makanan, 2010
Labu Siam/Jipang (Rp/Kg)

Provinsi	Januari	Februari	Maret	April	Mei	Juni
(1)	(2)	(3)	(4)	(5)	(6)	(7)
Aceh	3,167	3,167	3,167	3,101	3,101	3,101
Sumatera Utara	2,386	2,386	2,300	2,396	2,396	2,396
Sumatera Barat	2,536	2,587	2,539	2,610	2,610	3,093
Riau	4,000	4,000	3,822	3,822	3,822	3,822
Jambi	2,712	2,712	2,841	2,841	2,943	2,943
Sumatera Selatan	2,333	2,606	2,606	2,837	2,942	3,244
Bengkulu	2,616	2,616	2,491	2,669	2,669	2,738
Lampung	1,940	2,192	2,234	2,340	2,516	2,919
Kep. Bangka Belitung	5,929	6,166	6,166	6,052	5,956	5,956
Kepulauan Riau	5,259	5,218	5,435	5,241	5,241	5,241
Jawa Barat	2,984	2,996	3,098	3,431	3,537	3,767
Jawa Tengah	1,643	1,829	2,059	2,186	2,244	2,606
D. I. Yogyakarta	1,704	1,910	1,997	2,381	2,424	2,704
Jawa Timur	2,130	2,257	2,314	2,482	2,562	2,771
Banten	3,959	4,058	4,007	4,541	4,632	4,853
Bali	1,654	1,654	1,704	1,795	1,816	1,816
Nusa Tenggara Barat	2,300	3,067	3,067	3,067	3,067	3,450
Nusa Tenggara Timur	2,981	3,174	3,174	3,174	3,174	3,174
Kalimantan Barat	6,101	6,101	6,246	6,218	6,471	6,471
Kalimantan Tengah	5,071	5,230	4,968	5,175	5,337	5,337
Kalimantan Selatan	2,913	3,190	3,270	3,310	3,357	3,357
Kalimantan Timur	5,869	6,079	6,097	6,074	6,184	6,372
Sulawesi Utara	2,523	2,523	2,523	2,506	2,924	2,924
Sulawesi Tengah	3,752	3,945	4,147	4,250	4,370	4,448
Sulawesi Selatan	2,313	2,826	2,826	3,062	2,934	2,934
Sulawesi Tenggara	3,846	3,775	3,775	3,696	3,877	3,669
Gorontalo	3,799	3,594	3,177	3,092	3,750	3,596
Sulawesi Barat	2,822	3,057	3,057	3,057	3,057	3,482
Maluku	9,909	9,909	10,621	10,621	11,948	9,957
Maluku Utara	8,071	7,847	7,702	7,588	7,110	7,742
Papua Barat	6,292	6,292	6,489	7,107	7,107	7,107
Papua	4,438	4,438	4,438	4,438	4,438	5,705
Nasional	3,748	3,856	3,886	3,974	4,079	4,178

Lanjutan Tabel 1.71

Provinsi	Juli	Agustus	September	Oktober	November	Desember	Rata-rata
(1)	(8)	(9)	(10)	(11)	(12)	(13)	(14)
Aceh	3,256	3,256	3,256	3,256	3,188	3,387	3,200
Sumatera Utara	2,396	2,396	2,396	2,434	2,434	2,434	2,396
Sumatera Barat	3,437	3,608	3,669	3,769	3,769	3,742	3,164
Riau	4,682	4,578	5,128	5,384	5,384	5,384	4,486
Jambi	3,368	3,508	3,411	3,411	3,411	3,411	3,126
Sumatera Selatan	3,244	3,244	3,325	3,325	3,428	3,532	3,056
Bengkulu	3,129	3,129	2,868	2,971	3,056	2,974	2,827
Lampung	2,974	2,974	2,974	3,233	3,233	3,368	2,742
Kep. Bangka Belitung	6,463	6,578	6,578	6,476	6,818	6,780	6,327
Kepulauan Riau	5,983	5,983	5,983	5,983	5,983	6,382	5,661
Jawa Barat	4,134	4,086	4,129	4,111	4,325	4,484	3,757
Jawa Tengah	2,632	2,502	2,459	2,482	2,802	2,945	2,366
D. I. Yogyakarta	2,796	2,644	2,528	2,702	3,679	3,651	2,593
Jawa Timur	2,799	2,753	2,759	2,987	3,001	3,059	2,656
Banten	4,594	4,824	4,824	5,306	5,306	5,306	4,684
Bali	1,871	1,871	1,871	1,918	2,110	2,206	1,857
Nusa Tenggara Barat	3,450	3,450	3,450	3,450	3,737	3,737	3,274
Nusa Tenggara Timur	3,250	3,500	3,500	3,402	3,417	3,417	3,278
Kalimantan Barat	6,471	6,471	6,651	6,493	7,420	7,980	6,591
Kalimantan Tengah	5,337	5,337	5,337	5,337	5,300	5,300	5,256
Kalimantan Selatan	3,945	3,945	3,945	3,945	3,945	3,945	3,589
Kalimantan Timur	5,974	6,106	5,972	6,162	6,077	5,975	6,078
Sulawesi Utara	3,086	3,265	3,265	3,809	3,809	3,809	3,081
Sulawesi Tengah	4,591	4,525	4,574	4,597	4,679	4,679	4,380
Sulawesi Selatan	3,032	3,093	3,402	3,232	3,232	3,232	3,010
Sulawesi Tenggara	3,669	3,669	4,403	4,697	4,697	5,368	4,095
Gorontalo	3,547	3,969	3,667	4,151	4,810	4,832	3,832
Sulawesi Barat	3,636	4,040	4,175	4,175	4,639	4,484	3,640
Maluku	10,541	10,646	10,384	10,384	9,883	10,235	10,420
Maluku Utara	8,316	9,404	9,404	9,254	9,254	9,426	8,427
Papua Barat	7,445	7,445	7,445	7,445	7,445	7,170	7,066
Papua	5,705	5,705	6,062	5,759	5,759	6,143	5,252
Nasional	4,367	4,453	4,494	4,564	4,688	4,774	4,255

Tabel 1.72
Harga Konsumen Perdesaan Kelompok Bahan Makanan, 2010
Petai (Rp/Papan)

Provinsi	Januari	Februari	Maret	April	Mei	Juni
(1)	(2)	(3)	(4)	(5)	(6)	(7)
Aceh	3,225	3,225	3,225	3,628	3,628	3,628
Sumatera Utara	3,830	4,130	4,388	4,225	4,225	4,489
Sumatera Barat	4,041	4,514	4,586	4,777	4,669	5,096
Riau	5,426	5,426	5,379	5,379	5,526	5,735
Jambi	2,230	2,509	2,822	2,822	3,634	3,677
Sumatera Selatan	3,773	3,679	3,617	3,815	4,137	4,325
Bengkulu	3,375	3,375	3,616	3,978	3,978	3,978
Lampung	2,450	2,450	2,670	3,716	3,716	4,923
Kep. Bangka Belitung	3,488	3,953	4,062	4,514	4,614	4,614
Kepulauan Riau	4,896	4,896	5,712	5,712	5,712	5,712
Jawa Barat	4,305	4,246	4,457	4,922	4,971	5,088
Jawa Tengah	4,479	4,757	4,807	5,369	5,600	6,228
D. I. Yogyakarta	3,552	4,313	4,583	5,155	4,747	5,489
Jawa Timur	4,227	4,210	4,221	4,330	4,504	5,012
Banten	5,025	5,025	4,949	5,250	5,456	5,456
Bali	-	-	-	-	-	-
Nusa Tenggara Barat	-	-	-	-	-	-
Nusa Tenggara Timur	3,469	3,469	3,469	3,469	3,469	3,469
Kalimantan Barat	4,543	4,644	5,016	5,016	5,183	5,183
Kalimantan Tengah	4,464	4,375	4,339	4,425	4,425	4,868
Kalimantan Selatan	6,663	6,663	6,663	6,663	6,663	6,663
Kalimantan Timur	2,875	2,875	2,875	2,875	2,875	2,875
Sulawesi Utara	4,000	4,000	4,000	5,000	5,556	5,556
Sulawesi Tengah	3,889	3,578	3,429	3,755	3,755	3,755
Sulawesi Selatan	4,176	4,176	6,682	6,682	6,682	6,682
Sulawesi Tenggara	4,107	3,765	4,572	4,491	4,491	4,491
Gorontalo	2,750	2,750	2,750	2,750	2,750	2,750
Sulawesi Barat	6,375	6,375	6,375	6,375	6,375	7,013
Maluku	2,473	2,427	2,427	2,496	2,496	2,579
Maluku Utara	3,128	3,128	3,128	3,128	3,128	3,128
Papua Barat	3,044	2,368	2,431	2,817	2,740	2,547
Papua	3,374	3,374	3,374	3,374	3,374	3,599
Nasional	3,922	3,956	4,154	4,364	4,436	4,620

Lanjutan Tabel 1.72

Provinsi	Juli	Agustus	September	Oktober	November	Desember	Rata-rata
(1)	(8)	(9)	(10)	(11)	(12)	(13)	(14)
Aceh	3,628	3,628	3,326	3,326	3,326	3,326	3,427
Sumatera Utara	4,552	4,552	4,552	4,552	4,552	4,590	4,386
Sumatera Barat	5,475	5,346	5,850	5,729	5,554	5,650	5,107
Riau	5,703	5,914	5,995	5,875	6,053	6,053	5,705
Jambi	4,428	3,869	4,329	4,329	4,329	4,948	3,661
Sumatera Selatan	4,325	4,510	4,510	4,606	4,606	4,815	4,226
Bengkulu	4,262	4,262	4,363	4,779	4,779	5,018	4,147
Lampung	5,252	5,252	5,252	5,252	5,252	5,252	4,286
Kep. Bangka Belitung	5,063	5,063	5,063	5,273	5,566	6,185	4,788
Kepulauan Riau	6,093	6,769	7,334	7,334	7,334	7,334	6,236
Jawa Barat	5,873	6,151	7,633	8,062	8,067	8,118	5,991
Jawa Tengah	7,093	7,521	7,535	7,638	7,830	8,193	6,421
D. I. Yogyakarta	5,881	6,371	6,371	7,433	8,176	10,123	6,016
Jawa Timur	5,315	5,353	5,809	5,753	5,980	6,113	5,069
Banten	5,877	5,757	6,765	6,687	7,133	7,179	5,880
Bali	-	-	-	-	-	-	-
Nusa Tenggara Barat	-	-	-	-	-	-	-
Nusa Tenggara Timur	3,469	3,469	3,469	3,469	3,469	3,469	3,469
Kalimantan Barat	5,183	5,183	5,183	5,183	5,183	5,183	5,057
Kalimantan Tengah	4,645	5,408	5,421	5,699	5,877	5,877	4,985
Kalimantan Selatan	6,663	6,663	6,663	6,663	6,663	6,663	6,663
Kalimantan Timur	2,875	2,875	2,875	2,875	2,875	2,875	2,875
Sulawesi Utara	6,173	6,173	6,173	6,173	6,173	7,716	5,558
Sulawesi Tengah	3,755	3,804	4,302	4,159	4,159	4,852	3,933
Sulawesi Selatan	6,682	6,682	6,682	6,682	6,682	6,682	6,264
Sulawesi Tenggara	4,491	4,491	4,491	4,364	4,364	4,364	4,373
Gorontalo	2,750	2,750	2,750	2,750	2,750	2,750	2,750
Sulawesi Barat	7,013	7,013	7,013	7,013	7,013	7,013	6,747
Maluku	2,579	2,579	2,672	2,838	2,838	2,838	2,604
Maluku Utara	3,128	3,128	3,128	3,128	3,128	3,128	3,128
Papua Barat	2,756	2,619	2,561	2,424	2,385	2,600	2,608
Papua	3,599	3,599	3,599	3,599	3,599	3,599	3,506
Nasional	4,819	4,892	5,056	5,121	5,190	5,417	4,662

Tabel 1.73
Harga Konsumen Perdesaan Kelompok Bahan Makanan, 2010
Terung (Rp/Kg)

Provinsi	Januari	Februari	Maret	April	Mei	Juni
(1)	(2)	(3)	(4)	(5)	(6)	(7)
Aceh	3,726	3,718	3,751	3,707	3,707	3,707
Sumatera Utara	3,370	3,629	3,661	3,643	3,690	3,964
Sumatera Barat	3,974	4,322	4,538	4,472	4,737	5,344
Riau	5,101	5,101	5,218	5,348	5,644	6,103
Jambi	4,305	4,426	4,476	4,264	4,098	4,157
Sumatera Selatan	3,835	4,000	3,938	4,165	4,429	4,306
Bengkulu	3,460	3,884	3,999	3,940	4,409	4,705
Lampung	2,907	3,046	3,193	3,790	4,031	5,026
Kep. Bangka Belitung	6,390	6,623	7,242	7,634	7,712	8,415
Kepulauan Riau	8,700	8,700	8,700	8,700	8,301	8,379
Jawa Barat	3,289	3,219	3,258	3,536	3,724	4,027
Jawa Tengah	1,970	2,080	2,110	2,407	2,647	2,994
D. I. Yogyakarta	1,707	1,882	2,002	2,258	2,598	2,883
Jawa Timur	2,087	2,183	2,228	2,706	3,121	3,564
Banten	3,158	3,096	3,133	3,317	3,317	3,957
Bali	2,828	2,873	2,873	2,914	2,948	3,436
Nusa Tenggara Barat	3,085	3,231	4,038	4,066	4,631	4,727
Nusa Tenggara Timur	5,253	5,598	5,598	5,918	5,813	5,871
Kalimantan Barat	6,355	6,614	6,835	6,993	7,065	7,141
Kalimantan Tengah	4,286	4,681	4,673	4,951	4,951	5,040
Kalimantan Selatan	4,194	3,905	3,804	4,299	4,524	4,798
Kalimantan Timur	8,212	9,420	9,258	9,077	9,701	9,701
Sulawesi Utara	3,389	3,389	3,389	3,482	3,482	3,482
Sulawesi Tengah	3,735	3,790	3,718	3,713	3,659	3,730
Sulawesi Selatan	2,636	2,816	2,816	2,839	2,813	2,813
Sulawesi Tenggara	3,410	3,336	3,276	3,288	3,260	3,277
Gorontalo	3,779	3,577	3,689	3,953	3,760	4,399
Sulawesi Barat	3,407	3,577	3,529	3,529	3,529	3,670
Maluku	5,931	6,232	6,277	6,515	6,360	6,538
Maluku Utara	5,550	5,391	5,969	5,969	5,514	6,302
Papua Barat	7,344	8,305	8,195	8,773	8,773	8,525
Papua	5,153	5,153	5,257	5,257	5,257	4,871
Nasional	4,267	4,431	4,520	4,669	4,756	4,995

Lanjutan Tabel 1.73

Provinsi	Juli	Agustus	September	Oktober	November	Desember	Rata-rata
(1)	(8)	(9)	(10)	(11)	(12)	(13)	(14)
Aceh	3,933	4,105	4,063	4,063	4,302	4,474	3,938
Sumatera Utara	3,963	3,963	4,018	4,018	4,084	4,262	3,855
Sumatera Barat	5,483	5,870	5,630	5,545	5,545	5,897	5,113
Riau	6,606	6,519	6,455	6,455	6,758	6,737	6,004
Jambi	4,429	4,561	4,604	4,631	4,915	5,020	4,490
Sumatera Selatan	4,437	4,886	4,769	4,621	4,898	5,002	4,440
Bengkulu	5,258	5,239	5,122	5,227	5,155	4,941	4,612
Lampung	5,110	4,903	4,700	5,463	4,959	4,959	4,341
Kep. Bangka Belitung	8,830	8,776	8,893	9,509	10,102	10,420	8,379
Kepulauan Riau	8,088	8,680	8,680	8,680	9,033	9,096	8,645
Jawa Barat	4,428	4,371	4,344	4,618	4,840	5,049	4,058
Jawa Tengah	3,200	3,076	3,186	3,434	3,681	3,932	2,893
D. I. Yogyakarta	2,827	2,868	2,714	3,173	4,421	4,176	2,792
Jawa Timur	3,706	3,701	3,555	3,680	4,146	4,569	3,271
Banten	3,998	3,977	4,219	4,446	4,498	4,754	3,822
Bali	3,518	3,580	3,441	3,963	3,996	4,040	3,367
Nusa Tenggara Barat	4,727	4,924	4,924	5,227	5,664	5,939	4,599
Nusa Tenggara Timur	5,970	6,058	6,058	6,058	6,058	6,058	5,859
Kalimantan Barat	7,600	7,331	7,835	7,849	8,488	8,992	7,425
Kalimantan Tengah	5,310	5,284	5,284	5,217	5,188	5,274	5,012
Kalimantan Selatan	5,118	5,352	5,272	5,564	6,025	6,180	4,920
Kalimantan Timur	9,477	9,575	9,833	10,059	10,326	10,326	9,580
Sulawesi Utara	3,482	3,554	3,554	3,605	3,605	3,605	3,502
Sulawesi Tengah	3,730	3,802	4,003	4,094	4,215	4,177	3,864
Sulawesi Selatan	2,941	3,131	3,558	3,882	3,882	4,270	3,200
Sulawesi Tenggara	3,558	4,373	4,569	4,488	4,738	5,150	3,894
Gorontalo	4,856	4,596	4,774	4,697	4,217	4,234	4,211
Sulawesi Barat	3,854	3,854	3,854	3,854	3,940	3,940	3,711
Maluku	7,035	8,243	8,574	8,374	10,193	10,214	7,540
Maluku Utara	6,302	8,215	7,980	7,695	7,695	7,512	6,675
Papua Barat	8,787	8,474	8,320	8,320	8,264	8,264	8,362
Papua	4,871	5,080	5,080	4,919	5,159	5,159	5,101
Nasional	5,170	5,341	5,371	5,482	5,718	5,832	5,046

Tabel 1.74
Harga Konsumen Perdesaan Kelompok Bahan Makanan, 2010
Nangka Muda (Rp/Kg)

Provinsi	Januari	Februari	Maret	April	Mei	Juni
(1)	(2)	(3)	(4)	(5)	(6)	(7)
Aceh	4,051	4,051	4,051	4,196	4,196	4,076
Sumatera Utara	3,400	3,400	3,627	3,627	3,627	3,627
Sumatera Barat	4,552	4,552	4,552	4,335	4,335	4,335
Riau	3,114	3,247	3,201	3,254	3,254	3,313
Jambi	3,413	3,413	3,413	3,413	3,413	3,413
Sumatera Selatan	2,625	2,625	2,625	2,559	2,559	2,559
Bengkulu	3,080	3,208	3,208	3,208	3,208	3,208
Lampung	1,999	2,099	2,448	2,678	2,678	2,678
Kep. Bangka Belitung	3,746	3,802	3,707	3,830	3,830	4,086
Kepulauan Riau	3,575	3,575	3,575	3,575	3,575	3,575
Jawa Barat	3,380	3,759	3,983	4,001	3,962	3,929
Jawa Tengah	2,641	2,744	2,939	3,039	3,016	3,169
D. I. Yogyakarta	2,588	2,588	2,588	2,588	2,911	2,661
Jawa Timur	2,937	3,195	3,237	3,381	3,723	3,853
Banten	2,071	1,956	1,956	1,956	1,956	1,956
Bali	2,850	2,850	2,850	2,809	3,172	3,217
Nusa Tenggara Barat	3,204	3,605	3,519	3,378	3,378	3,378
Nusa Tenggara Timur	3,330	3,441	3,441	3,441	3,441	3,693
Kalimantan Barat	4,578	4,578	4,578	4,578	4,578	4,578
Kalimantan Tengah	3,890	3,890	4,034	4,034	4,034	4,034
Kalimantan Selatan	3,071	3,071	3,071	3,327	3,352	3,352
Kalimantan Timur	5,872	5,813	6,090	6,090	6,090	6,201
Sulawesi Utara	3,111	3,111	3,111	3,085	3,085	3,112
Sulawesi Tengah	2,731	2,681	2,681	2,681	2,681	2,681
Sulawesi Selatan	3,167	3,365	3,365	3,423	3,423	3,423
Sulawesi Tenggara	3,242	3,369	3,252	3,252	3,252	3,320
Gorontalo	5,333	5,333	5,333	5,333	5,333	5,333
Sulawesi Barat	3,375	3,375	3,375	3,375	3,375	3,375
Maluku	6,639	6,971	7,613	7,148	7,148	8,254
Maluku Utara	4,219	4,395	4,326	4,326	4,867	4,867
Papua Barat	5,800	6,591	6,591	6,591	6,591	6,393
Papua	6,450	6,450	6,450	6,450	6,450	6,719
Nasional	3,689	3,784	3,837	3,843	3,890	3,949

Lanjutan Tabel 1.74

Provinsi	Juli	Agustus	September	Oktober	November	Desember	Rata-rata
(1)	(8)	(9)	(10)	(11)	(12)	(13)	(14)
Aceh	4,076	4,076	4,076	4,076	4,076	4,076	4,090
Sumatera Utara	3,627	3,627	3,627	3,702	3,634	3,634	3,596
Sumatera Barat	4,335	4,516	4,516	4,516	4,516	4,516	4,465
Riau	3,664	3,598	3,598	3,598	3,680	3,680	3,433
Jambi	3,484	3,677	3,609	4,211	4,211	4,211	3,657
Sumatera Selatan	2,559	2,559	2,559	2,559	2,559	2,702	2,588
Bengkulu	3,667	3,667	3,667	4,060	4,060	4,060	3,525
Lampung	2,559	2,559	2,559	2,512	2,470	2,470	2,476
Kep. Bangka Belitung	4,086	4,540	4,540	4,612	4,612	5,073	4,205
Kepulauan Riau	3,575	3,575	3,575	3,575	3,575	3,575	3,575
Jawa Barat	4,002	4,002	3,897	3,912	4,032	4,098	3,913
Jawa Tengah	3,196	3,185	3,153	3,236	3,167	3,231	3,060
D. I. Yogyakarta	2,661	2,661	2,661	2,535	2,535	3,042	2,668
Jawa Timur	3,819	3,891	3,996	3,926	3,971	4,022	3,662
Banten	1,956	1,956	1,956	1,956	1,956	2,119	1,980
Bali	3,275	3,275	3,460	3,335	3,275	3,692	3,172
Nusa Tenggara Barat	3,378	3,519	3,402	3,402	3,402	3,523	3,424
Nusa Tenggara Timur	3,693	3,693	4,063	3,724	3,724	3,724	3,617
Kalimantan Barat	4,578	4,578	4,917	4,917	4,917	4,917	4,691
Kalimantan Tengah	4,079	4,079	4,079	4,079	4,114	4,114	4,038
Kalimantan Selatan	3,352	3,352	3,352	3,299	3,358	3,454	3,285
Kalimantan Timur	6,303	6,260	6,260	5,907	6,316	6,228	6,119
Sulawesi Utara	3,112	3,371	3,371	3,371	3,371	3,933	3,262
Sulawesi Tengah	2,681	2,681	2,803	2,769	2,685	2,604	2,696
Sulawesi Selatan	3,423	3,509	3,801	3,733	3,733	3,733	3,508
Sulawesi Tenggara	3,601	3,601	3,601	3,944	3,944	3,944	3,527
Gorontalo	5,333	5,333	5,333	5,333	5,333	5,333	5,333
Sulawesi Barat	3,375	3,375	3,059	3,059	3,059	3,212	3,282
Maluku	8,254	8,254	9,292	9,012	9,380	9,601	8,130
Maluku Utara	4,867	5,049	4,723	4,723	4,723	4,871	4,663
Papua Barat	6,986	6,986	7,278	6,974	6,974	6,974	6,727
Papua	7,279	7,683	7,896	7,379	7,789	7,789	7,065
Nasional	4,026	4,084	4,146	4,123	4,161	4,255	3,982

Tabel 1.75
Harga Konsumen Perdesaan Kelompok Bahan Makanan, 2010
Tauge/Kecambah (Rp/Kg)

Provinsi	Januari	Februari	Maret	April	Mei	Juni
(1)	(2)	(3)	(4)	(5)	(6)	(7)
Aceh	5,792	5,792	5,923	5,923	5,923	5,923
Sumatera Utara	6,132	6,672	6,630	7,570	7,535	7,587
Sumatera Barat	6,743	6,773	7,009	7,009	7,009	7,264
Riau	6,762	6,762	6,955	7,149	7,193	7,307
Jambi	5,900	5,900	5,959	5,959	6,674	6,822
Sumatera Selatan	7,030	6,976	6,976	7,059	7,051	7,051
Bengkulu	6,246	5,921	5,848	6,148	6,148	6,489
Lampung	6,997	6,891	6,891	7,256	7,316	7,806
Kep. Bangka Belitung	7,352	7,414	7,908	7,761	7,987	8,253
Kepulauan Riau	9,031	9,031	9,031	9,031	9,031	9,289
Jawa Barat	4,504	4,781	4,821	5,161	5,128	5,294
Jawa Tengah	4,693	4,929	4,935	5,346	5,493	5,784
D. I. Yogyakarta	5,308	5,394	5,636	6,169	6,406	6,633
Jawa Timur	5,800	5,863	5,987	6,240	6,449	6,842
Banten	5,541	5,435	5,435	5,794	5,748	6,022
Bali	3,770	3,853	3,910	3,968	3,968	4,127
Nusa Tenggara Barat	5,762	5,716	6,311	6,416	6,537	6,401
Nusa Tenggara Timur	6,118	6,337	6,337	7,921	7,921	7,921
Kalimantan Barat	6,866	6,866	6,866	6,991	7,137	7,081
Kalimantan Tengah	7,900	8,163	8,061	8,061	8,061	8,061
Kalimantan Selatan	7,096	7,096	7,307	7,490	7,763	7,971
Kalimantan Timur	8,484	8,824	8,765	8,940	8,996	8,996
Sulawesi Utara	5,333	5,333	5,333	5,300	5,300	5,334
Sulawesi Tengah	6,582	6,785	7,258	7,816	7,816	7,716
Sulawesi Selatan	4,722	4,840	4,894	4,878	5,000	4,850
Sulawesi Tenggara	9,470	9,470	9,470	9,470	9,470	9,199
Gorontalo	9,250	9,250	9,250	9,250	9,250	9,580
Sulawesi Barat	7,133	7,133	7,609	7,609	7,609	7,609
Maluku	8,123	7,467	7,467	7,964	7,964	7,964
Maluku Utara	20,751	20,751	20,059	19,502	19,502	19,502
Papua Barat	15,349	15,349	15,349	15,349	14,837	14,837
Papua	13,444	13,444	13,444	13,444	13,444	13,444
Nasional	7,500	7,538	7,614	7,811	7,865	7,968

Lanjutan Tabel 1.75

Provinsi	Juli	Agustus	September	Oktober	November	Desember	Rata-rata
(1)	(8)	(9)	(10)	(11)	(12)	(13)	(14)
Aceh	6,154	6,154	6,042	6,042	6,415	6,415	6,042
Sumatera Utara	7,717	7,993	8,348	8,273	8,273	8,167	7,575
Sumatera Barat	7,484	7,395	7,652	7,732	7,839	7,791	7,308
Riau	7,547	7,547	7,547	7,547	7,547	7,547	7,284
Jambi	6,822	6,627	6,750	6,750	7,071	7,150	6,532
Sumatera Selatan	7,134	7,219	7,671	8,108	8,253	8,299	7,402
Bengkulu	6,979	7,561	7,659	7,275	6,972	6,797	6,670
Lampung	8,118	8,164	8,309	8,309	8,232	8,394	7,724
Kep. Bangka Belitung	8,673	8,528	8,761	8,268	8,727	8,727	8,197
Kepulauan Riau	9,555	9,555	9,555	9,600	9,372	9,372	9,288
Jawa Barat	5,512	5,632	5,793	5,827	5,832	5,970	5,354
Jawa Tengah	5,852	5,990	6,339	6,306	6,494	6,774	5,745
D. I. Yogyakarta	7,077	6,984	7,152	7,097	7,490	7,362	6,559
Jawa Timur	6,892	7,278	7,397	7,501	7,557	7,783	6,799
Banten	6,076	6,108	6,195	7,051	7,107	6,781	6,108
Bali	4,325	4,335	4,335	4,335	4,549	4,455	4,161
Nusa Tenggara Barat	6,418	7,184	7,019	7,019	7,609	8,042	6,703
Nusa Tenggara Timur	7,921	8,911	8,911	8,911	8,911	8,911	7,919
Kalimantan Barat	7,218	7,272	7,595	7,493	7,841	7,799	7,252
Kalimantan Tengah	8,292	8,156	8,156	8,156	8,098	8,098	8,105
Kalimantan Selatan	7,971	7,971	8,095	8,112	8,547	8,669	7,841
Kalimantan Timur	9,776	9,613	10,223	10,052	10,471	10,530	9,473
Sulawesi Utara	5,334	5,401	5,401	5,401	5,401	5,401	5,356
Sulawesi Tengah	7,835	7,872	7,923	7,923	7,923	7,868	7,610
Sulawesi Selatan	5,092	5,262	5,262	5,262	5,262	5,262	5,049
Sulawesi Tenggara	9,674	10,376	10,607	10,842	10,490	10,490	9,919
Gorontalo	9,580	9,580	9,580	9,580	9,580	9,580	9,443
Sulawesi Barat	8,468	8,609	9,139	9,444	10,553	11,237	8,513
Maluku	8,179	10,235	11,147	10,096	9,874	10,221	8,892
Maluku Utara	19,502	20,431	20,431	20,431	20,431	20,796	20,174
Papua Barat	14,837	16,074	16,074	16,074	17,413	17,413	15,746
Papua	13,444	13,631	13,631	13,107	13,107	13,107	13,391
Nasional	8,171	8,426	8,584	8,560	8,726	8,788	8,129

Tabel 1.76
Harga Konsumen Perdesaan Kelompok Bahan Makanan, 2010
Buncis (Rp/Kg)

Provinsi	Januari	Februari	Maret	April	Mei	Juni
(1)	(2)	(3)	(4)	(5)	(6)	(7)
Aceh	4,611	4,611	4,707	5,230	5,317	5,472
Sumatera Utara	4,946	4,897	5,391	5,138	5,310	5,596
Sumatera Barat	5,697	6,019	5,750	5,979	6,269	6,267
Riau	7,616	7,317	7,690	8,075	8,075	7,800
Jambi	5,895	5,839	5,932	5,915	6,176	6,709
Sumatera Selatan	5,087	5,398	5,500	5,668	5,770	5,838
Bengkulu	4,707	5,092	5,138	5,227	5,267	5,354
Lampung	5,656	5,774	5,774	5,967	6,566	7,044
Kep. Bangka Belitung	12,261	12,284	11,384	11,320	10,991	11,486
Kepulauan Riau	10,453	10,298	10,298	9,808	10,228	10,693
Jawa Barat	4,282	4,475	4,785	4,919	4,911	5,362
Jawa Tengah	2,685	3,052	3,468	3,717	4,033	4,638
D. I. Yogyakarta	3,565	4,114	4,697	4,917	5,327	6,000
Jawa Timur	3,441	3,836	4,128	4,474	4,705	5,253
Banten	5,260	5,285	5,210	5,843	5,615	6,269
Bali	3,747	3,903	3,990	4,145	4,376	4,920
Nusa Tenggara Barat	4,764	5,590	5,244	4,894	4,894	4,527
Nusa Tenggara Timur	8,343	9,096	9,045	10,081	10,241	10,241
Kalimantan Barat	10,750	10,705	10,772	10,716	10,823	10,687
Kalimantan Tengah	8,214	8,717	8,593	9,019	9,244	9,373
Kalimantan Selatan	8,714	9,166	8,759	10,313	10,347	11,589
Kalimantan Timur	13,466	16,128	16,251	16,546	16,546	18,301
Sulawesi Utara	7,525	7,525	7,525	7,552	7,552	7,672
Sulawesi Tengah	8,386	8,543	8,543	9,185	9,634	9,310
Sulawesi Selatan	4,532	4,812	5,173	5,965	5,742	5,799
Sulawesi Tenggara	7,571	7,729	7,694	7,877	7,595	7,595
Gorontalo	8,000	8,000	7,000	8,000	8,000	15,000
Sulawesi Barat	8,478	8,216	8,170	8,806	9,701	9,162
Maluku	10,845	11,775	12,440	12,945	13,092	14,973
Maluku Utara	13,932	13,352	13,073	13,564	13,846	14,279
Papua Barat	21,228	20,745	20,180	21,514	19,321	19,965
Papua	13,930	14,096	15,170	15,928	15,577	15,979
Nasional	7,768	8,012	8,046	8,414	8,472	9,036

Lanjutan Tabel 1.76

Provinsi	Juli	Agustus	September	Oktober	November	Desember	Rata-rata
(1)	(8)	(9)	(10)	(11)	(12)	(13)	(14)
Aceh	5,792	5,792	5,792	5,626	5,743	5,807	5,375
Sumatera Utara	5,733	5,644	5,485	5,549	6,109	6,329	5,511
Sumatera Barat	6,542	6,399	6,249	7,577	8,092	7,772	6,551
Riau	8,062	7,966	7,966	7,905	8,428	8,817	7,977
Jambi	6,709	6,916	6,759	6,759	7,071	6,887	6,464
Sumatera Selatan	6,453	6,479	6,587	6,785	6,713	7,005	6,107
Bengkulu	5,577	5,361	5,435	5,737	6,149	5,995	5,420
Lampung	7,199	7,349	6,913	7,164	7,233	6,659	6,608
Kep. Bangka Belitung	11,830	11,510	11,510	11,510	12,757	12,502	11,779
Kepulauan Riau	10,184	11,032	11,032	11,032	12,871	12,565	10,875
Jawa Barat	5,780	5,778	5,774	5,985	6,741	6,644	5,453
Jawa Tengah	4,719	4,642	4,856	5,169	6,220	6,087	4,441
D. I. Yogyakarta	5,673	5,179	5,111	6,647	8,667	8,977	5,739
Jawa Timur	5,421	5,261	5,329	5,620	6,980	6,799	5,104
Banten	6,434	6,291	6,384	6,373	6,987	6,914	6,072
Bali	4,791	4,507	4,334	5,061	6,066	5,510	4,613
Nusa Tenggara Barat	4,527	4,716	5,093	5,093	5,239	6,712	5,108
Nusa Tenggara Timur	9,862	9,890	9,890	9,890	9,890	9,890	9,696
Kalimantan Barat	10,747	11,274	11,444	11,980	12,857	12,778	11,294
Kalimantan Tengah	9,236	9,525	9,525	9,525	9,154	9,318	9,120
Kalimantan Selatan	10,950	10,804	11,164	12,411	13,383	13,466	10,922
Kalimantan Timur	19,435	19,391	20,311	18,596	18,517	18,517	17,667
Sulawesi Utara	7,489	7,239	7,239	7,412	7,749	7,462	7,495
Sulawesi Tengah	9,230	10,778	10,897	11,365	11,539	11,426	9,903
Sulawesi Selatan	6,949	9,094	8,623	7,678	7,774	8,348	6,707
Sulawesi Tenggara	7,595	7,595	7,595	8,102	8,102	7,330	7,698
Gorontalo	17,500	14,000	14,000	15,000	15,000	15,000	12,042
Sulawesi Barat	9,772	9,699	9,723	9,373	9,607	9,201	9,159
Maluku	18,279	22,666	22,764	21,120	23,038	22,588	17,210
Maluku Utara	13,833	14,986	15,235	15,235	16,505	15,703	14,462
Papua Barat	19,328	18,625	21,249	23,019	23,117	22,107	20,866
Papua	17,520	17,425	17,342	17,604	17,604	18,251	16,369
Nasional	9,348	9,494	9,613	9,809	10,372	10,293	9,056

Tabel 1.77
Harga Konsumen Perdesaan Kelompok Bahan Makanan, 2010
Wortel (Rp/Kg)

Provinsi	Januari	Februari	Maret	April	Mei	Juni
(1)	(2)	(3)	(4)	(5)	(6)	(7)
Aceh	6,592	6,592	6,630	6,800	6,844	6,844
Sumatera Utara	6,353	6,533	6,245	6,746	7,645	7,912
Sumatera Barat	5,621	6,089	6,258	6,311	7,079	7,649
Riau	7,625	7,625	7,670	7,633	7,885	8,633
Jambi	6,454	6,356	6,375	6,491	6,516	6,896
Sumatera Selatan	4,763	4,810	4,746	4,666	4,831	5,210
Bengkulu	4,188	4,188	4,250	4,592	5,006	5,424
Lampung	4,503	4,583	4,499	5,207	4,912	5,525
Kep. Bangka Belitung	11,299	11,684	12,043	11,653	11,782	12,943
Kepulauan Riau	10,893	10,699	10,954	11,273	11,649	11,926
Jawa Barat	4,846	4,893	4,984	5,103	5,133	5,697
Jawa Tengah	3,948	3,820	3,672	3,941	4,114	5,266
D. I. Yogyakarta	5,105	5,344	4,890	4,901	5,200	5,918
Jawa Timur	5,228	5,239	5,286	5,333	5,853	7,088
Banten	5,009	5,009	4,945	4,913	5,417	5,876
Bali	5,805	6,114	5,975	6,088	6,127	7,064
Nusa Tenggara Barat	6,492	7,357	7,357	7,153	7,153	7,153
Nusa Tenggara Timur	7,201	7,459	7,672	7,781	7,781	7,870
Kalimantan Barat	12,766	12,633	12,600	12,633	13,172	13,079
Kalimantan Tengah	9,804	9,693	9,693	9,790	9,918	10,368
Kalimantan Selatan	8,906	8,856	8,990	8,871	9,411	10,366
Kalimantan Timur	12,248	13,798	13,616	14,111	13,844	14,980
Sulawesi Utara	6,409	6,409	6,217	6,957	6,749	6,818
Sulawesi Tengah	10,647	10,429	9,966	10,537	10,862	10,744
Sulawesi Selatan	7,021	7,146	6,346	6,015	5,903	6,733
Sulawesi Tenggara	13,077	12,977	12,472	11,895	11,524	11,236
Gorontalo	10,854	9,520	9,242	9,201	9,709	11,188
Sulawesi Barat	8,100	8,048	7,962	7,902	7,573	7,857
Maluku	20,286	19,021	18,957	18,241	18,973	21,012
Maluku Utara	14,167	14,508	13,567	13,567	13,768	13,768
Papua Barat	26,593	24,654	24,818	25,001	26,192	26,192
Papua	18,863	19,028	21,366	18,622	19,269	20,439
Nasional	9,115	9,097	9,071	9,060	9,306	9,865

Lanjutan Tabel 1.77

Provinsi	Juli	Agustus	September	Oktober	November	Desember	Rata-rata
(1)	(8)	(9)	(10)	(11)	(12)	(13)	(14)
Aceh	6,919	7,561	7,456	7,723	7,346	7,249	7,046
Sumatera Utara	8,632	9,114	8,554	8,643	8,440	8,242	7,755
Sumatera Barat	7,192	7,040	6,923	6,492	6,787	6,657	6,675
Riau	9,359	9,896	9,616	9,631	9,946	9,871	8,782
Jambi	6,984	6,904	6,653	6,855	6,892	7,330	6,726
Sumatera Selatan	5,272	5,401	5,521	5,525	5,476	5,668	5,157
Bengkulu	5,650	6,087	5,942	5,818	5,833	6,416	5,283
Lampung	6,551	6,869	6,646	7,069	7,565	7,126	5,921
Kep. Bangka Belitung	13,941	14,225	14,225	13,198	14,329	14,491	12,984
Kepulauan Riau	11,926	11,276	11,276	11,008	12,842	12,842	11,547
Jawa Barat	6,421	6,577	6,809	6,627	6,511	6,727	5,861
Jawa Tengah	5,881	5,920	5,901	5,637	5,760	6,145	5,000
D. I. Yogyakarta	6,442	6,587	6,440	6,076	6,761	6,670	5,861
Jawa Timur	7,833	7,206	7,361	7,022	7,109	8,329	6,574
Banten	6,488	6,859	6,873	6,572	7,540	7,637	6,095
Bali	7,107	7,413	6,672	6,754	6,955	7,715	6,649
Nusa Tenggara Barat	7,153	7,094	7,094	6,896	7,423	7,516	7,154
Nusa Tenggara Timur	7,870	8,635	8,635	8,635	8,635	8,635	8,067
Kalimantan Barat	13,272	13,125	13,115	13,067	13,972	14,372	13,151
Kalimantan Tengah	10,714	11,131	11,354	11,259	11,361	11,403	10,541
Kalimantan Selatan	11,324	10,993	10,900	10,549	10,659	10,585	10,034
Kalimantan Timur	15,551	15,670	16,192	15,391	16,603	16,603	14,884
Sulawesi Utara	6,818	6,558	6,558	6,558	6,379	6,118	6,546
Sulawesi Tengah	11,563	12,949	13,855	13,535	13,886	14,188	11,930
Sulawesi Selatan	7,432	7,726	8,206	8,394	8,041	7,959	7,244
Sulawesi Tenggara	11,741	15,735	15,558	14,452	15,047	13,955	13,306
Gorontalo	14,851	14,568	14,242	12,447	12,358	12,203	11,699
Sulawesi Barat	8,348	9,883	9,850	11,046	10,715	11,126	9,034
Maluku	24,226	25,444	28,079	30,224	33,813	36,278	24,546
Maluku Utara	14,916	17,954	19,085	18,873	20,970	21,410	16,379
Papua Barat	27,688	31,185	32,484	33,876	34,817	33,367	28,906
Papua	21,132	21,937	21,937	20,117	18,697	20,675	20,173
Nasional	10,537	11,110	11,250	11,124	11,546	11,735	10,235

Tabel 1.78
Harga Konsumen Perdesaan Kelompok Bahan Makanan, 2010
Daun Singkong (Rp/Kg)

Provinsi	Januari	Februari	Maret	April	Mei	Juni
(1)	(2)	(3)	(4)	(5)	(6)	(7)
Aceh	4,778	4,778	4,778	4,778	4,937	4,937
Sumatera Utara	2,801	2,896	2,886	2,886	2,829	2,871
Sumatera Barat	3,006	2,970	3,285	3,385	3,410	3,410
Riau	4,675	4,675	4,600	4,600	4,633	4,633
Jambi	2,695	2,695	2,695	2,695	2,920	3,082
Sumatera Selatan	2,927	2,927	2,875	2,875	2,875	2,943
Bengkulu	2,498	2,498	2,498	2,427	2,427	2,427
Lampung	2,389	2,389	2,389	2,389	2,329	2,523
Kep. Bangka Belitung	3,630	3,630	3,630	3,630	3,630	3,544
Kepulauan Riau	3,967	3,967	4,297	5,730	5,730	5,730
Jawa Barat	3,283	3,338	3,313	3,348	3,348	3,348
Jawa Tengah	1,496	1,526	1,515	1,523	1,533	1,562
D. I. Yogyakarta	1,500	1,500	1,500	1,500	1,500	1,500
Jawa Timur	1,611	1,639	1,624	1,650	1,742	1,757
Banten	2,017	2,017	2,017	2,045	2,045	2,045
Bali	1,833	1,833	1,790	1,844	1,844	1,939
Nusa Tenggara Barat	2,567	2,567	2,567	2,567	2,567	2,567
Nusa Tenggara Timur	2,801	2,862	2,976	3,224	3,268	3,346
Kalimantan Barat	3,069	3,069	3,069	3,117	3,117	3,117
Kalimantan Tengah	3,650	3,650	3,650	3,650	3,650	3,650
Kalimantan Selatan	3,540	3,540	3,893	3,991	4,068	4,068
Kalimantan Timur	4,967	5,099	4,914	5,212	5,464	5,464
Sulawesi Utara	2,529	2,529	2,782	2,782	3,014	3,014
Sulawesi Tengah	2,831	2,792	2,854	2,902	2,998	2,998
Sulawesi Selatan	2,125	2,125	2,125	2,277	2,277	2,277
Sulawesi Tenggara	3,547	3,411	3,345	3,388	3,476	3,555
Gorontalo	2,667	2,667	2,667	2,667	2,667	2,667
Sulawesi Barat	2,941	3,083	3,083	3,083	3,083	3,083
Maluku	6,769	7,007	6,975	7,237	6,819	6,851
Maluku Utara	5,446	5,446	5,003	5,212	5,212	5,212
Papua Barat	8,507	8,681	8,536	8,536	8,536	9,011
Papua	9,864	10,040	9,721	9,721	9,721	9,920
Nasional	3,529	3,558	3,558	3,652	3,677	3,720

Lanjutan Tabel 1.78

Provinsi	Juli	Agustus	September	Oktober	November	Desember	Rata-rata
(1)	(8)	(9)	(10)	(11)	(12)	(13)	(14)
Aceh	4,937	4,937	5,049	5,049	5,049	5,049	4,921
Sumatera Utara	2,871	2,871	2,871	2,871	2,955	2,984	2,883
Sumatera Barat	3,619	3,554	3,646	3,590	3,590	3,567	3,419
Riau	4,633	4,803	4,734	4,734	4,734	4,829	4,691
Jambi	3,082	3,082	3,082	3,253	3,253	3,253	2,982
Sumatera Selatan	2,926	3,030	3,030	3,030	3,030	3,164	2,970
Bengkulu	2,860	2,860	2,860	2,860	2,890	3,027	2,678
Lampung	2,523	2,453	2,453	2,453	2,453	2,555	2,442
Kep. Bangka Belitung	4,050	3,881	3,881	3,881	3,881	3,696	3,747
Kepulauan Riau	5,730	5,730	5,730	5,730	5,730	5,730	5,316
Jawa Barat	3,348	3,348	3,348	3,348	3,289	3,315	3,331
Jawa Tengah	1,594	1,594	1,576	1,561	1,706	1,737	1,577
D. I. Yogyakarta	1,500	1,500	1,500	1,500	1,594	1,639	1,519
Jawa Timur	1,819	1,811	1,858	1,944	1,946	2,015	1,785
Banten	2,045	2,113	2,088	2,175	2,462	2,462	2,127
Bali	1,976	1,938	1,966	2,189	2,245	2,180	1,965
Nusa Tenggara Barat	2,567	2,852	2,852	2,852	2,852	2,852	2,685
Nusa Tenggara Timur	3,380	3,380	3,402	3,402	3,459	3,459	3,247
Kalimantan Barat	3,117	3,117	3,117	3,325	3,325	3,768	3,194
Kalimantan Tengah	3,650	3,546	3,546	3,546	3,546	3,546	3,607
Kalimantan Selatan	4,068	4,068	4,068	4,068	4,165	4,165	3,975
Kalimantan Timur	5,501	6,161	6,082	6,183	5,907	5,907	5,572
Sulawesi Utara	3,014	3,050	2,881	2,785	2,785	3,191	2,863
Sulawesi Tengah	2,968	3,002	3,012	3,013	3,172	3,077	2,968
Sulawesi Selatan	2,439	2,439	2,788	2,788	2,788	2,695	2,429
Sulawesi Tenggara	3,843	4,657	4,732	4,508	4,439	4,353	3,938
Gorontalo	2,667	2,133	2,133	2,844	2,844	2,844	2,622
Sulawesi Barat	3,083	3,083	3,596	3,596	3,596	3,596	3,242
Maluku	7,465	7,478	7,581	7,688	8,185	8,899	7,413
Maluku Utara	5,251	5,834	5,704	5,704	5,704	5,704	5,453
Papua Barat	9,499	10,069	10,069	10,481	10,632	10,627	9,432
Papua	9,920	10,557	10,557	10,054	10,054	9,695	9,985
Nasional	3,811	3,904	3,931	3,969	4,008	4,049	3,781

Tabel 1.79
Harga Konsumen Perdesaan Kelompok Bahan Makanan, 2010
Pare/Paria (Rp/Kg)

Provinsi	Januari	Februari	Maret	April	Mei	Juni
(1)	(2)	(3)	(4)	(5)	(6)	(7)
Aceh	8,000	8,000	8,000	8,000	8,000	8,000
Sumatera Utara	4,750	5,115	5,115	5,542	5,460	5,545
Sumatera Barat	4,142	5,177	4,684	4,528	4,528	4,709
Riau	5,100	5,100	5,100	5,100	5,100	5,100
Jambi	5,893	5,893	6,464	6,464	6,556	6,610
Sumatera Selatan	4,662	4,759	4,759	4,759	4,985	4,896
Bengkulu	6,800	6,800	7,124	7,124	7,632	7,723
Lampung	2,857	2,857	3,048	3,238	3,418	3,538
Kep. Bangka Belitung	8,678	8,525	8,829	8,755	8,398	8,631
Kepulauan Riau	7,918	7,691	7,179	7,538	7,839	7,578
Jawa Barat	3,482	3,635	3,635	3,781	3,764	3,874
Jawa Tengah	2,869	3,018	3,039	3,101	3,130	3,253
D. I. Yogyakarta	2,920	2,958	2,964	3,054	3,061	3,110
Jawa Timur	2,654	2,749	2,943	2,968	3,004	2,950
Banten	4,084	4,115	4,146	4,272	4,414	4,893
Bali	5,700	5,700	5,700	5,700	6,080	5,742
Nusa Tenggara Barat	2,867	3,022	3,173	3,173	3,173	3,173
Nusa Tenggara Timur	5,546	5,546	5,546	5,546	5,546	5,546
Kalimantan Barat	9,526	9,526	9,526	9,472	9,173	9,006
Kalimantan Tengah	7,091	6,876	6,787	7,126	7,126	7,126
Kalimantan Selatan	4,883	4,883	5,463	6,634	6,487	6,847
Kalimantan Timur	7,386	7,755	7,319	7,371	7,421	7,853
Sulawesi Utara	2,957	2,957	2,957	2,957	2,957	2,957
Sulawesi Tengah	4,792	4,901	4,877	5,206	5,292	5,204
Sulawesi Selatan	3,208	3,208	3,208	3,208	3,208	3,208
Sulawesi Tenggara	6,200	6,223	6,016	5,960	5,960	5,960
Gorontalo	-	-	-	-	-	-
Sulawesi Barat	5,000	5,000	5,000	5,000	4,722	4,722
Maluku	8,175	6,901	7,967	8,145	7,982	7,783
Maluku Utara	9,850	9,850	10,979	10,636	10,370	10,456
Papua Barat	10,785	12,583	12,583	13,107	13,544	13,544
Papua	4,917	4,917	4,777	4,777	4,777	4,777
Nasional	5,603	5,685	5,771	5,879	5,907	5,946

Lanjutan Tabel 1.79

Provinsi	Juli	Agustus	September	Oktober	November	Desember	Rata-rata
(1)	(8)	(9)	(10)	(11)	(12)	(13)	(14)
Aceh	8,000	8,000	8,000	8,000	8,000	8,000	8,000
Sumatera Utara	5,627	5,627	5,627	5,627	5,627	5,627	5,441
Sumatera Barat	4,709	4,944	4,635	4,635	4,635	4,790	4,676
Riau	5,234	5,234	5,234	5,234	5,302	5,302	5,178
Jambi	7,554	7,734	7,611	7,611	7,883	7,883	7,013
Sumatera Selatan	5,126	5,126	5,126	5,233	5,233	5,326	4,999
Bengkulu	8,827	9,079	8,755	9,067	9,067	9,067	8,089
Lampung	3,427	3,427	3,427	3,631	3,761	3,456	3,340
Kep. Bangka Belitung	9,114	8,854	8,608	8,608	9,193	9,193	8,782
Kepulauan Riau	8,260	9,636	9,636	9,958	9,559	9,559	8,529
Jawa Barat	4,092	4,132	4,120	4,271	4,181	4,481	3,954
Jawa Tengah	3,267	3,278	3,235	3,510	3,718	4,010	3,286
D. I. Yogyakarta	3,022	2,928	2,923	3,375	4,018	4,306	3,220
Jawa Timur	2,801	2,840	2,832	3,040	3,035	3,116	2,911
Banten	4,629	4,734	4,782	5,130	5,480	5,533	4,684
Bali	6,221	5,754	5,275	5,275	5,275	5,407	5,652
Nusa Tenggara Barat	3,173	3,300	3,520	3,419	3,647	3,647	3,274
Nusa Tenggara Timur	5,546	5,546	5,546	5,306	5,306	5,306	5,486
Kalimantan Barat	8,842	9,064	9,064	9,782	9,528	10,528	9,420
Kalimantan Tengah	7,018	7,124	7,124	7,267	7,157	7,236	7,088
Kalimantan Selatan	6,543	6,543	6,706	6,572	6,815	6,863	6,270
Kalimantan Timur	7,461	7,295	7,477	7,789	8,155	8,155	7,620
Sulawesi Utara	2,957	3,000	3,000	3,000	3,000	4,500	3,100
Sulawesi Tengah	5,373	5,418	5,321	5,441	5,517	5,440	5,232
Sulawesi Selatan	3,697	4,141	4,141	4,141	4,141	4,141	3,638
Sulawesi Tenggara	6,357	7,265	7,706	7,706	7,706	8,284	6,778
Gorontalo	-	-	-	-	-	-	-
Sulawesi Barat	5,745	5,089	5,089	5,089	5,089	5,371	5,076
Maluku	8,592	8,635	8,289	7,764	7,417	8,957	8,051
Maluku Utara	11,763	12,425	11,881	11,881	11,995	11,281	11,114
Papua Barat	13,544	13,544	13,544	13,544	13,544	13,544	13,117
Papua	4,777	4,777	4,777	4,777	4,777	4,777	4,800
Nasional	6,171	6,274	6,226	6,312	6,379	6,551	6,059

Tabel 1.80
Harga Konsumen Perdesaan Kelompok Bahan Makanan, 2010
Jengkol (Rp/Kg)

Provinsi	Januari	Februari	Maret	April	Mei	Juni
(1)	(2)	(3)	(4)	(5)	(6)	(7)
Aceh	6,571	6,571	6,571	6,571	6,571	6,571
Sumatera Utara	8,622	9,668	11,203	10,487	10,487	10,487
Sumatera Barat	11,598	12,121	12,121	12,639	12,522	14,331
Riau	9,437	9,563	9,864	9,897	9,370	9,466
Jambi	9,425	9,425	10,106	10,106	10,350	11,340
Sumatera Selatan	8,956	8,943	8,943	9,167	9,167	10,236
Bengkulu	9,843	10,546	10,546	10,379	10,415	9,522
Lampung	3,700	3,803	3,803	4,001	4,001	4,369
Kep. Bangka Belitung	5,347	5,347	5,347	5,347	5,347	5,347
Kepulauan Riau	6,643	6,643	6,643	6,643	6,643	6,643
Jawa Barat	9,774	10,013	10,421	11,377	11,972	12,393
Jawa Tengah	7,254	7,632	7,632	8,838	9,147	9,147
D. I. Yogyakarta	10,239	10,239	10,751	10,751	10,751	10,751
Jawa Timur	5,417	5,417	5,417	5,417	5,417	7,523
Banten	9,730	10,165	9,924	10,569	11,205	12,139
Bali	-	-	-	-	-	-
Nusa Tenggara Barat	-	-	-	-	-	-
Nusa Tenggara Timur	-	-	-	-	-	-
Kalimantan Barat	7,276	7,276	7,276	7,276	7,276	7,276
Kalimantan Tengah	10,250	10,250	10,250	10,250	10,250	10,250
Kalimantan Selatan	3,500	3,500	3,500	3,500	3,500	3,500
Kalimantan Timur	5,000	5,038	5,175	5,520	5,520	5,643
Sulawesi Utara	-	-	-	-	-	-
Sulawesi Tengah	2,250	2,250	2,250	2,250	2,250	2,250
Sulawesi Selatan	-	-	-	-	-	-
Sulawesi Tenggara	3,250	3,250	3,250	3,250	3,250	3,250
Gorontalo	-	-	-	-	-	-
Sulawesi Barat	-	-	-	-	-	-
Maluku	5,000	5,000	5,000	5,000	5,000	5,000
Maluku Utara	-	-	-	-	-	-
Papua Barat	4,000	4,000	4,500	4,500	5,250	5,906
Papua	12,250	12,250	15,313	15,313	15,313	15,313
Nasional	7,305	7,455	7,742	7,877	7,957	8,277

Lanjutan Tabel 1.80

Provinsi	Juli	Agustus	September	Oktober	November	Desember	Rata-rata
(1)	(8)	(9)	(10)	(11)	(12)	(13)	(14)
Aceh	6,571	6,811	6,811	6,811	6,811	6,811	6,671
Sumatera Utara	10,617	10,322	11,039	12,265	12,743	13,322	10,939
Sumatera Barat	14,221	13,202	13,282	12,927	12,640	12,809	12,868
Riau	10,095	10,095	10,325	10,325	10,325	10,325	9,924
Jambi	12,645	13,162	12,623	12,101	12,181	13,052	11,376
Sumatera Selatan	10,236	10,564	10,743	10,922	10,922	11,104	9,992
Bengkulu	10,298	9,731	11,434	11,434	11,434	11,530	10,593
Lampung	4,369	4,369	4,288	4,765	4,616	4,712	4,233
Kep. Bangka Belitung	5,748	5,748	5,748	6,241	6,709	6,709	5,749
Kepulauan Riau	7,052	7,052	7,052	7,052	7,052	7,052	6,847
Jawa Barat	13,870	13,057	13,881	14,003	12,865	13,562	12,266
Jawa Tengah	9,181	9,645	10,777	11,376	11,376	11,166	9,431
D. I. Yogyakarta	10,751	10,751	10,751	10,751	10,751	10,751	10,665
Jawa Timur	7,680	7,406	7,406	7,406	8,023	8,023	6,712
Banten	13,654	14,104	13,611	14,183	14,149	14,306	12,312
Bali	-	-	-	-	-	-	-
Nusa Tenggara Barat	-	-	-	-	-	-	-
Nusa Tenggara Timur	-	-	-	-	-	-	-
Kalimantan Barat	7,882	7,882	7,882	7,882	7,781	8,076	7,587
Kalimantan Tengah	10,250	10,250	10,250	10,250	10,250	10,250	10,250
Kalimantan Selatan	3,500	3,500	3,500	3,500	3,500	3,500	3,500
Kalimantan Timur	5,643	5,878	5,976	6,009	5,866	5,699	5,581
Sulawesi Utara	-	-	-	-	-	-	-
Sulawesi Tengah	2,250	2,250	2,250	2,925	2,925	2,925	2,419
Sulawesi Selatan	-	-	-	-	-	-	-
Sulawesi Tenggara	3,250	3,250	3,250	3,250	3,250	3,250	3,250
Gorontalo	-	-	-	-	-	-	-
Sulawesi Barat	-	-	-	-	-	-	-
Maluku	5,000	5,000	5,000	5,000	5,000	5,000	5,000
Maluku Utara	-	-	-	-	-	-	-
Papua Barat	5,906	5,906	5,906	5,906	5,906	5,906	5,299
Papua	15,313	15,313	15,313	15,313	15,313	15,313	14,802
Nasional	8,583	8,552	8,712	8,858	8,849	8,965	8,261

Tabel 1.81
Harga Konsumen Perdesaan Kelompok Bahan Makanan, 2010
Cabe Hijau (Rp/Kg)

Provinsi	Januari	Februari	Maret	April	Mei	Juni
(1)	(2)	(3)	(4)	(5)	(6)	(7)
Aceh	12,916	13,070	13,442	13,909	13,706	16,580
Sumatera Utara	12,770	12,565	13,388	13,209	12,603	15,594
Sumatera Barat	19,804	20,212	19,393	21,208	21,604	31,610
Riau	21,107	20,495	19,933	19,434	20,068	23,066
Jambi	15,355	15,306	14,222	14,130	15,269	17,879
Sumatera Selatan	17,354	19,310	18,014	20,158	20,473	25,762
Bengkulu	19,007	19,007	17,264	17,696	19,367	23,671
Lampung	12,893	12,391	12,016	14,057	18,481	20,905
Kep. Bangka Belitung	20,869	23,230	25,639	25,429	25,617	31,026
Kepulauan Riau	27,563	26,882	32,258	29,971	27,973	30,016
Jawa Barat	9,506	9,937	9,882	10,170	10,736	12,211
Jawa Tengah	8,345	8,600	8,272	9,088	9,694	12,462
D. I. Yogyakarta	6,842	7,900	7,525	7,135	7,404	8,595
Jawa Timur	7,966	8,815	8,994	9,476	9,861	12,116
Banten	8,966	9,000	8,345	7,932	8,726	9,875
Bali	8,264	10,783	10,975	9,865	10,231	11,351
Nusa Tenggara Barat	8,625	8,294	9,953	10,368	10,368	10,368
Nusa Tenggara Timur	20,160	19,200	19,200	20,800	20,800	20,800
Kalimantan Barat	22,721	22,721	22,721	23,983	26,559	27,150
Kalimantan Tengah	16,167	16,728	16,031	17,939	17,740	17,846
Kalimantan Selatan	13,598	14,993	15,127	17,558	19,753	24,644
Kalimantan Timur	28,657	31,209	32,769	32,916	32,798	34,569
Sulawesi Utara	19,833	19,833	19,833	19,833	19,833	19,833
Sulawesi Tengah	13,702	13,702	14,159	13,546	15,498	15,461
Sulawesi Selatan	9,091	10,909	11,273	10,629	11,542	11,830
Sulawesi Tenggara	12,792	12,525	11,879	12,539	12,260	11,789
Gorontalo	20,555	20,555	20,555	20,555	20,555	20,555
Sulawesi Barat	14,327	14,327	14,327	14,327	14,327	14,327
Maluku	25,000	25,000	25,000	25,000	25,000	25,000
Maluku Utara	17,531	17,531	17,531	17,707	21,248	21,248
Papua Barat	34,956	39,253	40,169	41,734	44,627	47,670
Papua	11,714	12,133	13,270	13,270	13,639	13,639
Nasional	16,217	16,763	16,980	17,362	18,074	19,983

Lanjutan Tabel 1.81

Provinsi	Juli	Agustus	September	Oktober	November	Desember	Rata-rata
(1)	(8)	(9)	(10)	(11)	(12)	(13)	(14)
Aceh	17,712	17,753	17,221	15,212	16,233	18,274	15,502
Sumatera Utara	18,471	20,633	18,827	17,939	19,697	22,485	16,515
Sumatera Barat	42,003	40,582	35,352	31,019	35,615	43,406	30,151
Riau	31,849	33,176	29,537	26,596	32,581	35,596	26,120
Jambi	19,351	17,192	17,477	16,193	17,289	19,669	16,611
Sumatera Selatan	33,017	34,384	33,707	33,701	37,157	38,462	27,625
Bengkulu	31,198	29,868	30,425	29,884	35,754	47,275	26,701
Lampung	27,114	27,679	25,797	23,325	28,606	29,142	21,034
Kep. Bangka Belitung	36,812	36,812	33,406	31,144	34,028	34,028	29,837
Kepulauan Riau	32,446	36,051	36,873	34,546	35,314	35,945	32,153
Jawa Barat	13,980	14,200	14,497	13,771	14,574	16,541	12,500
Jawa Tengah	14,987	15,451	14,356	13,891	16,155	21,148	12,704
D. I. Yogyakarta	11,483	12,654	10,672	9,965	11,538	14,976	9,724
Jawa Timur	14,814	15,230	14,914	15,061	15,749	19,724	12,726
Banten	12,967	12,645	12,891	10,858	11,472	11,538	10,435
Bali	14,444	15,527	13,642	12,342	12,914	16,849	12,266
Nusa Tenggara Barat	12,960	12,240	12,240	12,240	12,240	16,830	11,394
Nusa Tenggara Timur	20,800	20,800	20,800	20,800	20,800	20,800	20,480
Kalimantan Barat	28,155	28,155	26,747	26,747	27,490	28,636	25,982
Kalimantan Tengah	19,829	24,353	24,353	24,353	27,600	31,625	21,214
Kalimantan Selatan	29,348	33,017	32,016	33,960	36,817	40,761	25,966
Kalimantan Timur	41,097	46,085	45,455	43,914	44,463	45,271	38,267
Sulawesi Utara	19,833	19,833	19,833	19,833	23,139	23,139	20,384
Sulawesi Tengah	15,007	15,007	15,007	14,124	15,482	15,482	14,681
Sulawesi Selatan	14,295	14,771	17,233	16,233	18,487	17,460	13,646
Sulawesi Tenggara	12,847	15,862	16,216	15,766	15,277	14,550	13,692
Gorontalo	20,555	20,555	20,555	20,555	23,980	23,980	21,126
Sulawesi Barat	14,327	14,327	17,908	14,327	14,327	15,122	14,691
Maluku	31,250	31,250	31,250	31,250	31,250	31,250	28,125
Maluku Utara	26,155	26,155	26,155	26,155	24,847	24,847	22,259
Papua Barat	51,201	59,848	58,307	60,467	62,321	80,026	51,715
Papua	13,639	13,639	14,548	14,548	13,966	12,849	13,404
Nasional	23,248	24,242	23,694	22,835	24,599	27,115	20,926

Tabel 1.82
Harga Konsumen Perdesaan Kelompok Bahan Makanan, 2010
Pisang (Rp/Kg)

Provinsi	Januari	Februari	Maret	April	Mei	Juni
(1)	(2)	(3)	(4)	(5)	(6)	(7)
Aceh	4,835	4,906	4,995	5,042	5,042	4,957
Sumatera Utara	5,608	5,970	6,161	6,457	6,397	6,397
Sumatera Barat	5,231	5,272	5,207	5,255	5,255	5,255
Riau	8,061	8,061	8,461	8,391	8,337	8,593
Jambi	5,434	5,450	5,450	5,410	5,351	5,418
Sumatera Selatan	4,732	4,779	4,934	4,934	4,934	4,934
Bengkulu	4,527	4,527	4,578	4,544	4,647	4,823
Lampung	3,109	3,152	3,182	3,224	3,293	3,459
Kep. Bangka Belitung	7,787	7,752	7,739	7,695	7,622	7,622
Kepulauan Riau	4,727	4,727	4,727	4,727	4,727	4,862
Jawa Barat	3,730	3,799	3,819	3,834	3,812	3,847
Jawa Tengah	6,379	6,423	6,480	6,483	6,498	6,573
D. I. Yogyakarta	8,689	8,686	9,048	9,016	9,455	9,766
Jawa Timur	5,763	5,918	6,055	6,113	6,146	6,225
Banten	4,842	4,860	4,838	4,838	4,855	4,996
Bali	9,582	9,682	9,746	9,837	10,218	10,209
Nusa Tenggara Barat	7,033	7,595	7,745	8,497	8,487	8,487
Nusa Tenggara Timur	5,049	5,139	5,677	5,664	5,786	5,828
Kalimantan Barat	3,611	3,611	3,629	3,629	3,664	3,684
Kalimantan Tengah	4,880	4,987	5,188	5,188	5,188	5,188
Kalimantan Selatan	5,208	5,244	5,352	5,467	5,302	5,442
Kalimantan Timur	8,555	9,201	9,342	9,381	9,381	9,267
Sulawesi Utara	3,683	3,683	3,698	3,691	3,691	3,691
Sulawesi Tengah	3,335	3,223	3,252	3,270	3,271	3,296
Sulawesi Selatan	4,349	4,425	4,378	4,425	4,517	4,501
Sulawesi Tenggara	4,292	4,321	4,206	4,274	4,275	4,400
Gorontalo	3,629	3,733	3,909	3,949	3,924	4,117
Sulawesi Barat	3,998	4,120	4,432	4,409	4,491	4,491
Maluku	6,467	6,564	6,663	6,721	6,640	6,624
Maluku Utara	5,030	5,024	5,168	5,278	5,236	5,262
Papua Barat	7,612	8,349	8,349	8,527	8,542	8,461
Papua	8,333	8,421	8,657	8,429	8,540	8,540
Nasional	5,566	5,675	5,783	5,831	5,860	5,913

Lanjutan Tabel 1.82

Provinsi	Juli	Agustus	September	Oktober	November	Desember	Rata-rata
(1)	(8)	(9)	(10)	(11)	(12)	(13)	(14)
Aceh	5,159	5,154	5,154	5,184	5,184	5,384	5,083
Sumatera Utara	6,433	6,433	6,449	6,517	6,517	6,517	6,321
Sumatera Barat	5,268	5,426	5,483	5,556	5,556	5,556	5,360
Riau	9,063	9,014	8,924	9,034	9,081	9,081	8,675
Jambi	5,418	5,576	6,018	6,173	6,171	6,173	5,670
Sumatera Selatan	4,957	4,957	5,036	5,036	5,324	5,354	4,993
Bengkulu	5,225	5,225	5,225	5,522	5,522	5,310	4,973
Lampung	3,382	3,382	3,382	3,364	3,430	3,427	3,316
Kep. Bangka Belitung	7,622	7,622	7,700	7,880	7,912	7,756	7,726
Kepulauan Riau	5,117	5,570	5,570	5,570	5,570	5,570	5,122
Jawa Barat	3,871	4,033	4,043	4,040	4,041	4,110	3,915
Jawa Tengah	6,585	6,781	6,951	6,908	6,967	7,097	6,677
D. I. Yogyakarta	10,008	10,051	9,993	9,945	9,880	10,199	9,561
Jawa Timur	6,358	6,463	6,626	6,535	6,730	6,707	6,303
Banten	5,076	5,222	5,537	5,507	5,472	5,583	5,136
Bali	10,328	10,500	10,769	10,606	10,466	11,113	10,255
Nusa Tenggara Barat	8,592	9,048	9,257	9,266	9,332	9,471	8,568
Nusa Tenggara Timur	5,832	5,929	5,980	5,974	6,010	6,057	5,744
Kalimantan Barat	3,684	3,707	3,747	3,767	3,721	3,841	3,691
Kalimantan Tengah	5,188	5,342	5,342	5,342	5,342	5,342	5,210
Kalimantan Selatan	5,336	5,364	5,441	5,500	5,431	5,400	5,374
Kalimantan Timur	9,277	9,671	9,714	9,753	10,073	10,038	9,471
Sulawesi Utara	3,691	4,023	4,110	4,110	4,110	4,327	3,875
Sulawesi Tengah	3,295	3,395	3,395	3,310	3,328	3,343	3,310
Sulawesi Selatan	5,059	5,059	5,249	5,073	5,102	5,177	4,776
Sulawesi Tenggara	4,563	5,349	5,445	5,336	5,222	5,270	4,746
Gorontalo	3,864	4,109	4,105	4,094	4,036	4,029	3,958
Sulawesi Barat	4,491	4,619	4,688	4,523	4,630	4,699	4,466
Maluku	6,689	6,900	7,493	7,558	8,202	8,412	7,078
Maluku Utara	5,526	5,526	5,688	5,688	5,688	5,969	5,424
Papua Barat	8,640	8,640	8,640	8,467	8,467	8,467	8,430
Papua	8,690	9,162	9,162	9,071	9,071	9,071	8,762
Nasional	6,009	6,164	6,260	6,257	6,300	6,370	5,999

Tabel 1.83
Harga Konsumen Perdesaan Kelompok Bahan Makanan, 2010
Pepaya (Rp/Kg)

Provinsi	Januari	Februari	Maret	April	Mei	Juni
(1)	(2)	(3)	(4)	(5)	(6)	(7)
Aceh	3,938	3,938	3,938	4,067	4,067	3,973
Sumatera Utara	5,178	5,576	5,576	5,576	5,576	5,576
Sumatera Barat	3,873	3,873	3,873	4,020	4,020	4,020
Riau	5,110	5,110	5,110	5,110	5,339	5,434
Jambi	3,278	3,278	3,278	3,278	3,278	3,278
Sumatera Selatan	4,311	4,311	4,311	4,311	4,311	4,311
Bengkulu	2,734	2,734	2,820	2,820	2,820	2,890
Lampung	2,225	2,225	2,225	2,225	2,225	2,225
Kep. Bangka Belitung	4,269	4,269	4,269	4,269	4,269	4,269
Kepulauan Riau	3,667	3,667	3,819	3,819	3,819	3,501
Jawa Barat	3,180	3,291	3,260	3,325	3,309	3,346
Jawa Tengah	2,376	2,379	2,373	2,419	2,424	2,433
D. I. Yogyakarta	2,333	2,333	2,333	2,360	2,305	2,335
Jawa Timur	2,633	2,688	2,700	2,689	2,730	2,802
Banten	2,862	2,862	2,862	2,862	2,862	2,862
Bali	3,589	3,568	3,603	3,579	3,869	4,010
Nusa Tenggara Barat	3,696	4,158	4,158	4,158	4,158	4,235
Nusa Tenggara Timur	5,204	5,542	5,715	5,715	5,715	5,715
Kalimantan Barat	4,063	4,063	4,063	4,063	4,063	4,063
Kalimantan Tengah	5,722	5,849	5,849	5,849	5,849	5,849
Kalimantan Selatan	3,389	3,389	3,813	3,733	3,733	3,733
Kalimantan Timur	6,534	7,317	7,317	7,178	7,178	7,178
Sulawesi Utara	3,142	3,142	3,142	3,333	3,161	3,161
Sulawesi Tengah	3,671	3,736	3,647	3,647	3,699	3,699
Sulawesi Selatan	4,607	4,607	4,479	4,327	4,327	4,327
Sulawesi Tenggara	3,033	2,964	2,874	2,961	2,961	2,961
Gorontalo	4,572	4,534	4,526	4,534	4,707	5,019
Sulawesi Barat	3,235	3,235	3,235	3,235	3,235	3,235
Maluku	4,543	4,543	4,326	4,326	4,326	4,326
Maluku Utara	4,909	4,909	5,236	5,394	5,885	5,885
Papua Barat	6,633	7,087	6,993	7,621	7,718	7,718
Papua	6,719	6,719	6,719	8,063	7,902	7,451
Nasional	4,038	4,122	4,139	4,215	4,245	4,244

Lanjutan Tabel 1.83

Provinsi	Juli	Agustus	September	Oktober	November	Desember	Rata-rata
(1)	(8)	(9)	(10)	(11)	(12)	(13)	(14)
Aceh	3,973	3,973	4,075	4,075	4,363	4,411	4,066
Sumatera Utara	5,956	5,956	5,956	5,956	5,956	5,956	5,733
Sumatera Barat	4,020	4,020	4,417	4,461	4,461	4,461	4,126
Riau	5,609	5,609	5,676	5,919	5,979	5,979	5,499
Jambi	3,278	3,278	3,399	3,399	3,399	3,399	3,318
Sumatera Selatan	4,311	4,311	4,311	4,311	4,572	4,572	4,355
Bengkulu	2,890	2,890	2,890	2,981	2,981	2,981	2,869
Lampung	2,225	2,225	2,225	2,225	2,225	2,225	2,225
Kep. Bangka Belitung	4,269	4,269	4,269	4,269	4,269	4,444	4,283
Kepulauan Riau	3,501	3,631	3,631	3,631	3,631	3,631	3,662
Jawa Barat	3,493	3,622	3,652	3,684	3,685	3,738	3,465
Jawa Tengah	2,452	2,490	2,523	2,532	2,597	2,576	2,464
D. I. Yogyakarta	2,583	2,651	2,651	2,682	2,655	2,617	2,487
Jawa Timur	2,829	3,004	3,070	3,053	3,060	3,159	2,868
Banten	3,219	3,219	3,219	3,254	3,189	3,242	3,043
Bali	3,834	4,003	4,101	4,071	3,922	4,074	3,852
Nusa Tenggara Barat	4,117	4,422	4,422	4,422	4,422	4,422	4,232
Nusa Tenggara Timur	5,715	6,008	6,115	5,640	5,640	6,016	5,728
Kalimantan Barat	4,063	4,063	3,978	3,878	3,878	4,040	4,023
Kalimantan Tengah	5,849	5,849	5,849	5,849	5,849	5,849	5,839
Kalimantan Selatan	3,733	3,733	3,733	3,733	3,733	3,733	3,682
Kalimantan Timur	7,178	8,006	8,006	8,006	8,228	8,057	7,515
Sulawesi Utara	3,161	3,262	3,202	3,275	3,275	3,330	3,215
Sulawesi Tengah	3,765	3,886	4,025	4,025	4,169	4,050	3,835
Sulawesi Selatan	4,579	4,824	5,376	5,376	5,376	5,376	4,798
Sulawesi Tenggara	3,067	3,707	4,117	4,010	4,010	4,010	3,390
Gorontalo	4,948	5,007	5,337	5,153	5,140	5,551	4,919
Sulawesi Barat	3,523	3,356	3,595	3,595	3,595	3,595	3,389
Maluku	4,326	4,179	4,168	4,168	4,017	4,057	4,275
Maluku Utara	5,751	5,925	5,710	5,710	5,710	5,710	5,561
Papua Barat	7,718	7,718	8,633	8,325	8,325	8,602	7,758
Papua	7,451	7,244	7,244	7,244	7,244	7,244	7,270
Nasional	4,293	4,386	4,487	4,466	4,486	4,535	4,305

Tabel 1.84
Harga Konsumen Perdesaan Kelompok Bahan Makanan, 2010
Jeruk (Rp/Kg)

Provinsi	Januari	Februari	Maret	April	Mei	Juni
(1)	(2)	(3)	(4)	(5)	(6)	(7)
Aceh	9,818	9,337	9,960	9,982	9,982	10,426
Sumatera Utara	7,977	8,336	8,361	8,266	8,999	9,407
Sumatera Barat	9,227	9,631	9,209	9,454	9,734	10,012
Riau	13,184	13,184	12,761	13,186	13,625	14,392
Jambi	8,824	8,824	8,984	8,984	8,903	8,903
Sumatera Selatan	9,948	10,659	10,659	10,659	10,364	10,703
Bengkulu	8,859	8,637	8,517	8,517	9,040	9,255
Lampung	9,397	9,214	9,075	9,012	9,012	9,112
Kep. Bangka Belitung	11,540	11,468	11,212	11,261	11,261	11,301
Kepulauan Riau	10,060	10,060	10,060	9,976	9,976	10,451
Jawa Barat	9,118	8,996	8,985	9,806	9,763	9,956
Jawa Tengah	8,805	8,750	8,749	8,731	8,681	8,817
D. I. Yogyakarta	8,946	8,820	8,992	8,955	9,280	9,477
Jawa Timur	8,398	8,429	8,603	8,686	8,732	8,963
Banten	9,446	9,144	9,462	9,506	9,819	9,751
Bali	9,094	9,101	9,872	9,985	10,765	10,928
Nusa Tenggara Barat	9,510	9,283	8,911	8,327	8,486	8,486
Nusa Tenggara Timur	8,749	7,686	7,686	8,455	9,019	9,470
Kalimantan Barat	5,567	5,615	5,532	5,747	5,899	5,961
Kalimantan Tengah	9,423	9,403	9,403	9,403	9,403	9,403
Kalimantan Selatan	5,267	5,267	5,267	5,185	5,415	5,543
Kalimantan Timur	8,154	8,299	8,358	8,437	8,357	8,357
Sulawesi Utara	5,841	5,841	5,841	5,841	5,841	5,841
Sulawesi Tengah	4,888	4,830	4,830	4,830	4,783	4,783
Sulawesi Selatan	4,433	4,433	4,433	4,433	4,433	4,433
Sulawesi Tenggara	4,556	4,556	4,380	4,380	4,419	4,306
Gorontalo	6,375	7,437	6,508	6,508	6,508	6,074
Sulawesi Barat	4,135	4,066	3,831	3,831	3,831	3,951
Maluku	17,400	20,247	18,897	19,842	20,283	20,283
Maluku Utara	8,148	8,148	7,937	8,117	7,896	7,896
Papua Barat	10,633	10,412	11,453	12,301	13,285	13,101
Papua	11,993	11,993	11,993	14,391	14,391	14,391
Nasional	8,679	8,753	8,710	8,906	9,068	9,192

Lanjutan Tabel 1.84

Provinsi	Juli	Agustus	September	Oktober	November	Desember	Rata-rata
(1)	(8)	(9)	(10)	(11)	(12)	(13)	(14)
Aceh	10,426	10,426	10,796	10,653	11,545	11,673	10,419
Sumatera Utara	9,290	8,816	9,137	9,524	9,744	10,031	8,991
Sumatera Barat	10,651	12,305	12,498	13,323	13,743	14,563	11,196
Riau	14,853	15,219	14,895	14,974	15,468	15,165	14,242
Jambi	9,125	9,125	9,886	9,744	9,744	10,114	9,263
Sumatera Selatan	11,850	12,767	12,211	12,843	13,557	13,711	11,661
Bengkulu	10,688	11,163	11,163	11,512	11,405	11,583	10,028
Lampung	9,332	9,498	9,649	9,821	10,290	10,574	9,499
Kep. Bangka Belitung	11,895	11,854	11,854	12,431	12,431	12,679	11,766
Kepulauan Riau	10,451	11,147	10,776	10,177	10,516	10,516	10,347
Jawa Barat	10,219	10,524	11,339	11,398	11,653	11,793	10,296
Jawa Tengah	8,947	9,200	9,433	9,497	9,820	10,031	9,122
D. I. Yogyakarta	9,530	9,337	9,693	9,447	10,040	10,745	9,438
Jawa Timur	9,140	9,774	10,044	10,050	10,474	11,167	9,372
Banten	10,153	10,055	10,904	11,384	11,638	12,233	10,291
Bali	10,987	10,700	10,550	11,081	12,406	13,703	10,764
Nusa Tenggara Barat	9,400	10,736	10,975	11,585	11,836	12,024	9,963
Nusa Tenggara Timur	9,470	9,470	9,470	10,259	10,259	10,259	9,188
Kalimantan Barat	6,049	5,998	5,967	5,967	6,187	6,058	5,879
Kalimantan Tengah	9,403	9,669	9,669	9,669	9,669	9,669	9,515
Kalimantan Selatan	5,362	5,299	5,606	5,715	5,919	6,010	5,488
Kalimantan Timur	8,419	8,480	8,554	8,568	8,646	8,464	8,425
Sulawesi Utara	5,841	5,841	6,490	6,490	6,851	6,851	6,118
Sulawesi Tengah	4,924	4,981	5,113	5,539	5,409	5,654	5,047
Sulawesi Selatan	4,433	5,185	5,185	5,185	5,185	5,185	4,747
Sulawesi Tenggara	4,449	4,202	4,420	4,297	4,656	4,656	4,440
Gorontalo	6,648	5,540	6,533	6,261	7,070	7,305	6,564
Sulawesi Barat	3,841	3,841	3,841	3,921	3,921	3,849	3,905
Maluku	21,297	22,189	24,091	28,668	30,102	35,716	23,251
Maluku Utara	9,092	9,092	8,817	8,616	8,616	8,747	8,427
Papua Barat	14,118	14,359	14,359	14,359	15,043	14,506	13,161
Papua	14,391	13,672	14,526	13,800	13,800	14,663	13,667
Nasional	9,521	9,702	9,951	10,211	10,551	10,934	9,515

Tabel 1.85
Harga Konsumen Perdesaan Kelompok Bahan Makanan, 2010
Mangga (Rp/Kg)

Provinsi	Januari	Februari	Maret	April	Mei	Juni
(1)	(2)	(3)	(4)	(5)	(6)	(7)
Aceh	9,214	9,214	9,214	10,207	10,207	10,272
Sumatera Utara	9,750	11,143	10,446	10,446	10,446	10,446
Sumatera Barat	11,483	11,024	10,473	10,124	10,124	10,686
Riau	14,250	14,250	14,523	14,523	14,523	15,180
Jambi	10,875	10,960	10,960	10,960	10,960	11,074
Sumatera Selatan	8,929	9,683	9,683	9,729	9,729	9,729
Bengkulu	10,500	10,500	10,500	10,500	10,500	10,500
Lampung	7,406	7,406	7,406	7,406	7,406	7,406
Kep. Bangka Belitung	11,954	11,954	12,713	12,617	12,617	13,878
Kepulauan Riau	13,538	13,538	13,538	13,538	13,538	13,538
Jawa Barat	6,339	6,670	6,543	6,543	6,699	6,779
Jawa Tengah	3,900	4,093	4,093	4,175	4,175	4,175
D. I. Yogyakarta	4,574	4,574	4,574	4,955	4,955	4,955
Jawa Timur	4,600	4,715	4,790	4,926	4,963	5,088
Banten	8,733	8,506	8,506	8,654	9,094	8,540
Bali	7,243	7,391	7,039	7,039	7,860	7,729
Nusa Tenggara Barat	4,000	4,000	4,000	4,000	4,000	4,000
Nusa Tenggara Timur	8,029	8,184	8,184	8,184	8,184	8,184
Kalimantan Barat	11,204	11,204	11,204	11,204	11,204	11,204
Kalimantan Tengah	13,686	15,511	15,511	15,511	14,890	14,890
Kalimantan Selatan	9,875	9,875	9,875	9,875	9,875	9,875
Kalimantan Timur	13,090	13,506	13,999	14,127	14,870	14,740
Sulawesi Utara	8,000	8,000	8,000	8,000	8,000	8,000
Sulawesi Tengah	5,866	6,006	6,006	6,006	6,006	6,006
Sulawesi Selatan	4,500	5,025	5,025	5,025	5,025	5,025
Sulawesi Tenggara	6,250	6,250	7,292	7,292	7,292	7,292
Gorontalo	3,625	3,625	3,625	3,625	3,625	3,625
Sulawesi Barat	4,800	4,800	4,800	4,800	4,800	4,800
Maluku	16,930	16,930	17,736	17,736	17,736	17,736
Maluku Utara	13,750	13,750	13,368	12,873	12,873	12,873
Papua Barat	15,944	15,944	15,944	15,944	15,944	15,944
Papua	19,444	19,444	19,444	19,444	19,444	19,444
Nasional	9,446	9,615	9,657	9,687	9,736	9,800

Lanjutan Tabel 1.85

Provinsi	Juli	Agustus	September	Oktober	November	Desember	Rata-rata
(1)	(8)	(9)	(10)	(11)	(12)	(13)	(14)
Aceh	10,470	10,688	10,688	10,770	11,046	12,151	10,345
Sumatera Utara	10,446	10,446	10,446	10,446	10,969	10,055	10,457
Sumatera Barat	10,686	10,686	11,984	11,299	11,801	11,801	11,014
Riau	15,549	15,549	15,549	15,812	15,812	15,654	15,098
Jambi	11,351	11,351	11,351	11,351	11,434	11,434	11,172
Sumatera Selatan	9,594	10,516	10,516	12,244	11,938	12,524	10,401
Bengkulu	10,500	10,500	10,500	10,836	10,836	10,986	10,597
Lampung	7,406	7,406	7,406	6,789	6,280	6,280	7,167
Kep. Bangka Belitung	13,878	14,649	14,649	14,466	13,984	15,207	13,547
Kepulauan Riau	13,538	13,538	13,538	13,538	13,538	13,538	13,538
Jawa Barat	6,900	6,900	7,283	6,938	7,141	7,383	6,843
Jawa Tengah	4,175	4,175	4,175	3,960	3,901	4,067	4,089
D. I. Yogyakarta	4,955	4,955	4,955	5,191	5,293	6,128	5,006
Jawa Timur	5,123	5,303	5,534	5,343	5,484	5,744	5,134
Banten	8,540	8,808	9,421	11,069	10,940	11,487	9,358
Bali	8,956	9,254	8,894	8,993	9,012	10,078	8,291
Nusa Tenggara Barat	4,000	4,000	4,000	4,000	4,000	4,000	4,000
Nusa Tenggara Timur	8,184	8,184	8,184	7,491	7,491	7,491	7,998
Kalimantan Barat	11,204	11,204	11,204	13,818	13,127	12,252	11,669
Kalimantan Tengah	15,263	15,263	15,263	15,263	15,008	15,008	15,089
Kalimantan Selatan	9,875	9,875	9,875	9,875	11,286	11,286	10,110
Kalimantan Timur	15,095	15,273	15,489	15,005	15,987	15,987	14,764
Sulawesi Utara	8,000	8,000	8,000	8,000	8,000	8,000	8,000
Sulawesi Tengah	6,149	6,149	6,149	6,149	6,149	6,149	6,065
Sulawesi Selatan	5,025	5,025	5,025	5,025	5,025	5,862	5,051
Sulawesi Tenggara	7,292	7,292	7,292	7,292	7,292	7,292	7,118
Gorontalo	3,625	3,625	3,625	3,625	3,625	3,625	3,625
Sulawesi Barat	4,800	4,800	4,800	4,800	4,800	4,800	4,800
Maluku	17,736	17,736	17,736	17,736	17,736	17,736	17,601
Maluku Utara	12,873	12,873	12,873	12,873	12,873	12,873	13,060
Papua Barat	15,944	15,280	16,299	16,299	16,764	16,365	16,052
Papua	19,444	19,444	19,444	19,444	19,444	21,875	19,647
Nasional	9,893	9,961	10,067	10,179	10,251	10,472	9,897

Tabel 1.86
Harga Konsumen Perdesaan Kelompok Bahan Makanan, 2010
Sawo (Rp/Kg)

Provinsi	Januari	Februari	Maret	April	Mei	Juni
(1)	(2)	(3)	(4)	(5)	(6)	(7)
Aceh	7,222	7,222	8,048	8,048	8,048	8,048
Sumatera Utara	6,682	7,041	6,589	6,978	6,978	6,978
Sumatera Barat	5,360	6,381	6,302	6,302	6,482	6,482
Riau	5,167	5,167	5,323	5,589	5,589	5,589
Jambi	5,850	5,850	5,850	5,850	5,850	5,850
Sumatera Selatan	5,100	5,100	5,100	5,100	5,100	5,100
Bengkulu	3,000	3,000	3,000	3,000	3,000	3,000
Lampung	3,831	3,762	3,762	3,762	3,762	3,762
Kep. Bangka Belitung	7,214	7,214	7,214	7,214	7,214	7,214
Kepulauan Riau	5,667	5,667	5,667	5,667	5,667	5,667
Jawa Barat	5,126	5,130	5,090	5,170	5,496	5,496
Jawa Tengah	5,687	5,573	5,689	5,945	5,945	5,972
D. I. Yogyakarta	3,955	3,955	3,955	3,955	3,955	3,955
Jawa Timur	4,648	4,655	4,716	4,747	4,810	4,831
Banten	6,000	6,000	6,000	6,000	6,000	6,000
Bali	5,317	5,376	5,489	5,489	5,489	6,175
Nusa Tenggara Barat	6,054	6,054	6,054	6,054	6,054	6,054
Nusa Tenggara Timur	4,250	4,250	4,250	4,250	4,250	4,250
Kalimantan Barat	7,500	7,594	7,594	7,594	7,784	7,784
Kalimantan Tengah	5,250	5,396	5,396	5,396	5,396	5,396
Kalimantan Selatan	4,000	4,000	4,000	4,000	4,000	4,000
Kalimantan Timur	7,254	7,047	7,263	7,522	7,898	7,898
Sulawesi Utara	4,065	4,065	4,065	4,065	4,065	4,065
Sulawesi Tengah	4,320	4,320	4,320	4,320	4,320	4,320
Sulawesi Selatan	3,875	3,875	3,875	3,875	3,875	5,813
Sulawesi Tenggara	-	-	-	-	-	-
Gorontalo	-	-	-	-	-	-
Sulawesi Barat	-	-	-	-	-	-
Maluku	-	-	-	-	-	-
Maluku Utara	-	-	-	-	-	-
Papua Barat	-	-	-	-	-	-
Papua	-	-	-	-	-	-
Nasional	5,296	5,348	5,384	5,436	5,481	5,588

Lanjutan Tabel 1.86

Provinsi	Juli	Agustus	September	Oktober	November	Desember	Rata-rata
(1)	(8)	(9)	(10)	(11)	(12)	(13)	(14)
Aceh	8,048	8,226	8,379	8,379	8,379	8,113	8,013
Sumatera Utara	7,019	7,149	7,149	7,047	7,688	7,688	7,082
Sumatera Barat	6,568	6,568	6,568	6,568	8,210	8,210	6,667
Riau	5,739	6,083	6,185	6,185	6,185	6,271	5,756
Jambi	5,850	5,850	5,850	5,850	5,850	6,094	5,870
Sumatera Selatan	5,100	5,100	5,100	5,100	5,419	5,554	5,164
Bengkulu	3,600	3,600	3,600	3,600	3,600	3,600	3,300
Lampung	3,762	3,762	3,762	3,852	4,387	4,204	3,864
Kep. Bangka Belitung	7,575	7,196	7,196	7,556	7,556	7,254	7,302
Kepulauan Riau	5,667	5,667	5,667	5,667	5,667	5,667	5,667
Jawa Barat	5,862	5,885	6,051	6,024	6,051	6,031	5,618
Jawa Tengah	5,972	6,161	6,333	6,519	6,519	6,302	6,051
D. I. Yogyakarta	3,955	3,955	3,955	4,294	4,580	4,351	4,068
Jawa Timur	4,831	5,156	5,129	5,082	5,168	5,283	4,921
Banten	6,000	6,000	6,000	6,000	6,000	7,286	6,107
Bali	5,711	5,711	5,854	5,961	6,096	7,248	5,826
Nusa Tenggara Barat	5,449	5,903	5,903	5,903	5,903	5,903	5,941
Nusa Tenggara Timur	4,250	4,250	4,250	4,250	4,250	4,250	4,250
Kalimantan Barat	7,881	7,881	8,100	7,900	7,900	8,119	7,802
Kalimantan Tengah	5,756	5,756	5,756	5,756	5,756	5,756	5,564
Kalimantan Selatan	4,000	4,000	4,000	4,000	4,000	4,000	4,000
Kalimantan Timur	7,898	7,936	7,766	7,766	8,043	7,813	7,675
Sulawesi Utara	4,065	4,065	4,065	4,065	4,065	4,065	4,065
Sulawesi Tengah	4,320	4,320	4,320	4,320	4,320	4,320	4,320
Sulawesi Selatan	5,813	5,813	5,813	5,813	5,813	5,813	5,005
Sulawesi Tenggara	-	-	-	-	-	-	-
Gorontalo	-	-	-	-	-	-	-
Sulawesi Barat	-	-	-	-	-	-	-
Maluku	-	-	-	-	-	-	-
Maluku Utara	-	-	-	-	-	-	-
Papua Barat	-	-	-	-	-	-	-
Papua	-	-	-	-	-	-	-
Nasional	5,628	5,680	5,710	5,738	5,896	5,968	5,596

Tabel 1.87
Harga Konsumen Perdesaan Kelompok Bahan Makanan, 2010
Tomat Buah (Rp/Kg)

Provinsi	Januari	Februari	Maret	April	Mei	Juni
(1)	(2)	(3)	(4)	(5)	(6)	(7)
Aceh	8,652	8,604	8,547	8,376	8,122	8,122
Sumatera Utara	7,830	8,262	7,849	7,457	8,234	8,234
Sumatera Barat	6,335	6,430	6,382	6,394	6,283	5,965
Riau	7,734	7,541	7,492	7,492	7,813	7,618
Jambi	7,929	7,533	8,317	8,525	8,525	8,525
Sumatera Selatan	5,296	5,473	6,203	6,646	6,266	5,930
Bengkulu	5,606	6,251	6,608	7,379	7,379	7,084
Lampung	4,930	5,135	5,135	6,226	6,809	8,171
Kep. Bangka Belitung	9,524	9,297	9,753	9,753	9,753	9,521
Kepulauan Riau	12,396	12,189	11,458	11,785	11,785	12,080
Jawa Barat	5,395	5,586	6,202	7,099	7,601	7,184
Jawa Tengah	4,498	4,606	4,970	5,458	5,595	5,882
D. I. Yogyakarta	5,387	5,156	6,134	6,997	7,039	6,917
Jawa Timur	4,133	5,330	7,226	9,558	10,001	9,464
Banten	5,572	5,252	6,444	8,549	8,044	7,587
Bali	4,658	6,063	6,332	6,822	6,653	6,566
Nusa Tenggara Barat	4,331	4,248	5,019	4,866	4,866	4,866
Nusa Tenggara Timur	8,521	8,825	8,825	9,455	9,455	9,455
Kalimantan Barat	10,250	10,250	10,763	14,260	13,468	13,468
Kalimantan Tengah	8,460	8,460	9,518	9,518	9,518	9,676
Kalimantan Selatan	10,625	10,625	12,750	21,250	21,250	21,250
Kalimantan Timur	13,230	15,527	16,044	15,599	18,199	18,199
Sulawesi Utara	10,000	10,000	11,250	13,500	13,500	13,500
Sulawesi Tengah	6,108	7,578	7,325	7,651	8,643	9,859
Sulawesi Selatan	5,625	7,706	6,936	7,134	8,194	7,989
Sulawesi Tenggara	8,708	8,491	7,918	8,512	8,074	8,720
Gorontalo	7,917	7,917	7,917	7,917	8,906	9,648
Sulawesi Barat	4,500	4,725	4,725	4,725	5,292	5,954
Maluku	12,783	13,294	15,023	15,554	15,554	18,782
Maluku Utara	11,250	11,250	11,250	11,250	10,688	10,688
Papua Barat	7,383	6,891	7,383	7,445	7,859	8,644
Papua	13,625	13,625	13,625	13,625	13,625	13,625
Nasional	7,787	8,066	8,479	9,274	9,468	9,662

Lanjutan Tabel 1.87

Provinsi	Juli	Agustus	September	Oktober	November	Desember	Rata-rata
(1)	(8)	(9)	(10)	(11)	(12)	(13)	(14)
Aceh	8,718	8,697	8,697	8,842	8,798	8,923	8,591
Sumatera Utara	7,940	7,543	7,543	7,071	7,366	7,980	7,776
Sumatera Barat	5,887	5,962	5,900	5,668	6,623	6,940	6,231
Riau	7,900	8,119	8,007	7,880	8,317	8,433	7,862
Jambi	8,525	8,525	8,170	8,170	8,170	8,987	8,325
Sumatera Selatan	6,576	6,576	7,061	6,859	7,340	8,039	6,522
Bengkulu	6,494	6,753	6,303	6,461	6,891	6,891	6,675
Lampung	9,277	9,277	9,277	9,277	9,586	9,039	7,678
Kep. Bangka Belitung	10,915	10,775	10,954	10,589	10,085	11,686	10,217
Kepulauan Riau	11,811	11,664	11,508	11,837	12,994	13,149	12,055
Jawa Barat	7,499	7,543	7,754	7,468	8,315	8,417	7,172
Jawa Tengah	6,050	5,700	5,403	6,177	7,464	7,829	5,803
D. I. Yogyakarta	6,493	5,918	6,059	7,114	7,881	8,342	6,620
Jawa Timur	8,864	8,385	8,184	9,739	11,901	12,914	8,808
Banten	7,587	7,483	6,961	7,219	8,422	8,525	7,304
Bali	6,768	6,492	6,046	7,595	10,268	9,980	7,020
Nusa Tenggara Barat	4,866	4,542	4,037	4,710	5,757	5,629	4,812
Nusa Tenggara Timur	9,455	9,455	9,455	9,455	9,455	9,455	9,272
Kalimantan Barat	13,468	13,468	13,468	13,468	12,907	12,907	12,679
Kalimantan Tengah	9,676	9,676	9,676	9,676	9,676	9,676	9,434
Kalimantan Selatan	21,250	21,250	21,250	21,250	21,250	21,250	18,771
Kalimantan Timur	20,278	20,278	20,654	19,916	21,023	21,023	18,331
Sulawesi Utara	13,500	10,511	10,511	10,511	10,210	9,218	11,351
Sulawesi Tengah	9,122	9,713	10,100	9,470	9,412	9,464	8,704
Sulawesi Selatan	7,789	7,928	8,781	8,342	7,448	7,150	7,585
Sulawesi Tenggara	9,658	11,264	12,061	11,430	10,885	10,302	9,669
Gorontalo	9,648	9,648	9,648	9,648	9,648	7,719	8,849
Sulawesi Barat	5,715	6,192	6,717	5,709	5,709	6,280	5,520
Maluku	20,763	23,088	20,853	22,916	24,202	24,418	18,936
Maluku Utara	11,355	10,901	10,901	10,901	10,901	10,901	11,020
Papua Barat	7,953	7,511	6,933	7,858	7,596	9,178	7,720
Papua	13,625	13,625	13,625	13,625	13,625	13,625	13,625
Nasional	9,857	9,827	9,766	9,902	10,316	10,446	9,404

Tabel 1.88
Harga Konsumen Perdesaan Kelompok Bahan Makanan, 2010
Salak (Rp/Kg)

Provinsi	Januari	Februari	Maret	April	Mei	Juni
(1)	(2)	(3)	(4)	(5)	(6)	(7)
Aceh	10,544	10,544	10,544	10,837	10,747	10,508
Sumatera Utara	7,758	8,064	8,293	8,915	9,123	9,027
Sumatera Barat	8,363	8,442	8,608	8,540	8,984	9,173
Riau	11,744	11,632	11,394	11,536	11,536	11,459
Jambi	10,000	10,000	9,778	9,615	10,439	10,324
Sumatera Selatan	8,629	8,629	8,629	8,629	9,127	9,127
Bengkulu	8,950	8,950	8,714	8,435	8,435	8,597
Lampung	6,635	6,824	7,317	7,531	7,531	7,531
Kep. Bangka Belitung	9,774	9,951	9,951	9,951	9,951	9,714
Kepulauan Riau	10,900	10,900	10,900	10,900	10,900	10,900
Jawa Barat	5,350	5,360	5,306	5,458	5,479	5,511
Jawa Tengah	5,023	5,047	5,241	5,304	5,344	5,481
D. I. Yogyakarta	5,142	5,219	5,433	5,830	6,177	6,557
Jawa Timur	6,556	6,705	6,788	7,064	7,007	7,124
Banten	6,198	6,289	6,236	6,218	6,225	6,347
Bali	8,293	8,278	8,885	9,325	10,473	10,438
Nusa Tenggara Barat	7,897	8,446	8,737	9,673	9,811	10,708
Nusa Tenggara Timur	13,000	13,000	13,000	13,000	13,000	13,000
Kalimantan Barat	10,075	10,075	10,075	10,075	10,075	10,075
Kalimantan Tengah	9,500	9,500	9,500	9,537	9,537	9,537
Kalimantan Selatan	6,759	6,759	6,759	6,759	6,759	6,759
Kalimantan Timur	9,833	10,664	10,427	11,018	11,508	11,508
Sulawesi Utara	6,036	6,036	6,036	6,399	6,300	6,300
Sulawesi Tengah	6,667	6,667	6,667	6,058	6,058	6,058
Sulawesi Selatan	8,750	8,750	8,750	8,750	8,750	8,750
Sulawesi Tenggara	6,563	6,375	7,969	7,969	7,969	7,969
Gorontalo	8,571	8,571	7,619	7,619	7,619	7,111
Sulawesi Barat	4,083	4,083	4,083	4,083	4,083	4,083
Maluku	7,500	7,500	7,500	7,500	7,500	7,500
Maluku Utara	9,406	9,406	8,510	8,510	8,510	8,510
Papua Barat	9,048	8,617	8,617	8,617	8,617	8,617
Papua	8,496	8,496	8,796	9,424	9,424	8,976
Nasional	8,189	8,243	8,283	8,409	8,531	8,540

Lanjutan Tabel 1.88

Provinsi	Juli	Agustus	September	Oktober	November	Desember	Rata-rata
(1)	(8)	(9)	(10)	(11)	(12)	(13)	(14)
Aceh	10,508	10,508	10,800	10,950	10,950	11,082	10,710
Sumatera Utara	9,281	9,281	9,453	10,083	10,270	9,982	9,128
Sumatera Barat	9,061	8,960	9,066	8,911	8,868	8,868	8,820
Riau	11,644	11,675	11,495	11,815	11,896	11,849	11,640
Jambi	10,483	10,644	10,508	10,654	10,535	10,779	10,313
Sumatera Selatan	9,127	9,127	9,127	9,296	9,014	8,905	8,947
Bengkulu	8,753	9,403	9,403	9,451	9,451	9,529	9,006
Lampung	7,531	7,531	7,531	7,610	7,610	7,610	7,399
Kep. Bangka Belitung	9,714	9,714	9,714	9,067	10,200	10,200	9,825
Kepulauan Riau	10,900	10,900	10,900	10,900	10,900	10,900	10,900
Jawa Barat	5,570	5,742	5,874	5,895	5,801	6,069	5,618
Jawa Tengah	5,738	6,006	6,418	6,268	6,210	6,238	5,693
D. I. Yogyakarta	7,116	7,312	7,994	8,493	8,238	9,100	6,884
Jawa Timur	7,313	7,799	8,108	7,941	7,902	7,876	7,349
Banten	6,372	6,514	6,562	6,765	6,887	6,846	6,455
Bali	10,947	11,645	11,624	11,623	13,287	15,135	10,829
Nusa Tenggara Barat	11,155	11,679	11,745	12,479	13,124	12,921	10,698
Nusa Tenggara Timur	13,000	13,000	13,000	13,000	13,000	13,000	13,000
Kalimantan Barat	10,075	11,124	11,124	10,174	11,022	11,022	10,416
Kalimantan Tengah	10,490	10,490	10,490	10,490	10,490	10,403	9,997
Kalimantan Selatan	7,029	7,029	7,029	7,029	7,029	7,029	6,894
Kalimantan Timur	11,857	11,857	12,054	11,853	12,036	11,882	11,375
Sulawesi Utara	6,300	6,300	6,300	6,300	6,570	7,173	6,338
Sulawesi Tengah	6,058	6,058	6,058	6,058	6,058	6,731	6,266
Sulawesi Selatan	8,750	9,250	9,553	9,553	9,553	10,508	9,139
Sulawesi Tenggara	7,969	9,695	10,342	10,342	10,342	10,342	8,654
Gorontalo	7,704	8,260	8,260	8,260	8,260	8,260	8,010
Sulawesi Barat	4,083	4,083	4,083	4,083	4,083	4,083	4,083
Maluku	7,500	10,000	10,000	10,000	10,000	10,000	8,542
Maluku Utara	8,510	8,510	8,510	8,510	8,723	9,541	8,763
Papua Barat	8,617	8,617	8,617	8,617	8,617	8,617	8,653
Papua	9,403	9,403	9,403	10,276	10,276	9,857	9,353
Nasional	8,705	9,004	9,098	9,148	9,288	9,448	8,741

Tabel 1.89
Harga Konsumen Perdesaan Kelompok Bahan Makanan, 2010
Apel (Rp/Kg)

Provinsi	Januari	Februari	Maret	April	Mei	Juni
(1)	(2)	(3)	(4)	(5)	(6)	(7)
Aceh	22,400	22,213	22,470	22,815	23,055	22,759
Sumatera Utara	20,337	20,753	21,695	21,643	21,576	21,646
Sumatera Barat	19,667	20,362	20,995	20,516	21,325	21,071
Riau	21,700	21,946	21,822	21,822	22,251	22,251
Jambi	18,200	18,200	18,200	18,200	18,200	18,200
Sumatera Selatan	18,833	18,295	18,058	18,058	18,308	17,825
Bengkulu	15,107	15,272	15,118	15,118	14,838	14,838
Lampung	16,688	16,688	16,688	16,447	16,447	16,976
Kep. Bangka Belitung	22,199	22,086	22,086	21,975	21,975	21,975
Kepulauan Riau	17,091	17,091	17,091	16,408	17,319	17,319
Jawa Barat	14,218	14,517	14,554	14,910	14,974	15,230
Jawa Tengah	12,115	12,200	12,327	12,892	12,950	13,017
D. I. Yogyakarta	13,219	13,239	13,190	13,001	14,389	14,732
Jawa Timur	11,543	11,112	11,145	11,174	11,557	12,027
Banten	13,169	14,723	14,723	14,129	13,989	13,989
Bali	14,103	13,860	14,642	14,759	15,357	15,609
Nusa Tenggara Barat	18,622	19,082	18,846	19,081	19,291	19,317
Nusa Tenggara Timur	15,000	15,000	15,000	15,000	15,000	15,000
Kalimantan Barat	23,571	23,571	23,571	23,571	23,571	23,571
Kalimantan Tengah	23,500	23,687	23,687	23,687	23,687	23,687
Kalimantan Selatan	18,813	18,813	19,045	18,390	18,637	18,637
Kalimantan Timur	23,648	25,687	25,687	25,687	26,124	26,580
Sulawesi Utara	22,916	22,916	22,916	22,916	22,916	22,916
Sulawesi Tengah	24,250	24,250	24,250	24,250	25,320	24,687
Sulawesi Selatan	22,800	22,167	22,167	22,167	22,167	22,167
Sulawesi Tenggara	22,000	22,000	22,000	22,000	22,000	22,000
Gorontalo	25,490	25,490	25,490	25,490	25,490	25,490
Sulawesi Barat	19,778	19,778	19,778	19,778	19,778	19,778
Maluku	27,250	27,250	27,250	30,316	30,316	30,316
Maluku Utara	30,000	30,000	30,000	30,000	30,000	30,000
Papua Barat	29,762	30,612	31,888	32,153	33,493	33,493
Papua	23,021	23,021	23,021	23,021	23,021	23,021
Nasional	20,032	20,184	20,294	20,355	20,604	20,629

Lanjutan Tabel 1.89

Provinsi	Juli	Agustus	September	Oktober	November	Desember	Rata-rata
(1)	(8)	(9)	(10)	(11)	(12)	(13)	(14)
Aceh	22,934	23,287	23,287	23,287	23,368	23,069	22,912
Sumatera Utara	21,704	22,005	22,005	22,005	22,005	21,418	21,566
Sumatera Barat	21,071	21,071	21,197	21,318	21,318	21,318	20,936
Riau	22,575	23,249	22,806	23,414	23,414	23,414	22,555
Jambi	18,531	18,531	18,531	19,230	19,230	19,289	18,545
Sumatera Selatan	17,825	17,825	17,825	17,825	18,080	18,080	18,070
Bengkulu	15,674	15,674	15,674	16,218	16,218	16,218	15,497
Lampung	16,976	17,608	18,158	17,834	17,596	17,596	17,142
Kep. Bangka Belitung	21,544	21,544	20,928	20,932	20,932	21,061	21,603
Kepulauan Riau	17,319	17,319	17,319	17,319	17,319	17,319	17,186
Jawa Barat	15,347	15,652	16,106	16,306	16,771	16,928	15,459
Jawa Tengah	13,821	14,305	14,844	15,094	15,196	15,960	13,727
D. I. Yogyakarta	14,887	15,726	16,465	16,508	15,958	16,785	14,842
Jawa Timur	12,692	12,984	13,433	13,743	13,630	13,828	12,406
Banten	13,881	15,077	15,662	16,746	16,800	16,293	14,932
Bali	16,376	16,615	16,991	17,174	17,823	18,089	15,950
Nusa Tenggara Barat	19,922	20,541	21,183	21,607	22,026	23,529	20,254
Nusa Tenggara Timur	15,000	15,000	15,000	15,000	15,000	15,000	15,000
Kalimantan Barat	24,245	24,245	24,245	24,245	24,245	24,245	23,908
Kalimantan Tengah	23,926	23,926	23,926	24,068	24,068	24,068	23,826
Kalimantan Selatan	18,871	18,871	18,871	19,312	19,084	18,607	18,829
Kalimantan Timur	27,280	27,899	27,538	27,992	27,919	27,919	26,663
Sulawesi Utara	22,916	22,916	22,916	20,625	22,343	22,343	22,630
Sulawesi Tengah	24,173	24,491	25,356	26,941	26,941	26,941	25,154
Sulawesi Selatan	22,167	21,502	21,502	21,502	21,502	21,502	21,942
Sulawesi Tenggara	22,000	22,000	22,000	21,083	21,962	21,962	21,917
Gorontalo	25,018	25,018	25,018	25,018	24,018	24,018	25,088
Sulawesi Barat	19,778	19,778	19,778	18,987	18,987	18,987	19,580
Maluku	30,316	32,842	34,895	34,895	40,129	42,135	32,326
Maluku Utara	30,000	30,000	30,000	30,000	30,000	30,000	30,000
Papua Barat	34,610	34,610	34,610	34,610	34,610	34,610	33,255
Papua	23,021	23,021	23,021	23,021	23,021	23,021	23,021
Nasional	20,825	21,098	21,284	21,371	21,610	21,736	20,835

Tabel 1.90
Harga Konsumen Perdesaan Kelompok Bahan Makanan, 2010
Semangka (Rp/Kg)

Provinsi	Januari	Februari	Maret	April	Mei	Juni
(1)	(2)	(3)	(4)	(5)	(6)	(7)
Aceh	2,850	2,850	2,965	2,965	3,041	3,059
Sumatera Utara	3,532	3,384	3,397	3,482	3,482	3,482
Sumatera Barat	3,211	3,211	3,211	3,246	3,362	3,362
Riau	4,623	4,623	4,560	4,550	4,771	4,874
Jambi	3,545	3,545	3,545	3,545	3,667	3,667
Sumatera Selatan	4,214	4,191	4,191	4,259	4,188	4,188
Bengkulu	4,234	4,234	4,234	4,234	4,366	4,311
Lampung	2,966	3,073	3,191	3,233	3,233	3,233
Kep. Bangka Belitung	5,146	5,199	5,199	5,199	5,112	5,294
Kepulauan Riau	4,943	4,943	5,249	5,249	5,133	5,560
Jawa Barat	3,321	3,325	3,374	3,372	3,380	3,450
Jawa Tengah	2,634	2,673	2,650	2,675	2,676	2,715
D. I. Yogyakarta	2,841	2,992	3,207	3,200	3,192	3,266
Jawa Timur	2,770	2,758	2,924	2,972	2,988	3,027
Banten	2,976	3,200	3,200	3,293	3,293	3,293
Bali	4,877	4,817	4,886	4,766	4,794	4,886
Nusa Tenggara Barat	3,792	3,792	3,792	3,792	3,792	3,792
Nusa Tenggara Timur	5,150	5,150	5,150	5,150	5,150	5,150
Kalimantan Barat	5,623	5,623	5,746	5,665	5,537	5,547
Kalimantan Tengah	4,875	4,875	4,875	4,875	5,061	5,205
Kalimantan Selatan	3,524	3,602	3,602	3,535	3,535	3,535
Kalimantan Timur	6,788	7,415	8,109	8,295	8,725	8,617
Sulawesi Utara	5,875	5,875	5,875	5,875	5,875	5,875
Sulawesi Tengah	5,955	5,955	5,955	5,955	5,955	5,955
Sulawesi Selatan	4,470	4,718	4,718	4,718	4,718	4,718
Sulawesi Tenggara	4,179	4,179	4,179	4,179	4,179	4,179
Gorontalo	4,527	4,527	4,527	4,527	4,527	4,527
Sulawesi Barat	10,500	10,500	10,500	10,500	10,500	10,500
Maluku	9,000	9,000	9,000	11,039	11,039	11,039
Maluku Utara	9,424	9,424	8,998	8,998	8,998	8,848
Papua Barat	9,913	10,731	11,327	11,327	11,799	11,799
Papua	7,177	7,177	7,177	7,177	7,177	7,177
Nasional	4,983	5,049	5,110	5,183	5,226	5,254

Lanjutan Tabel 1.90

Provinsi	Juli	Agustus	September	Oktober	November	Desember	Rata-rata
(1)	(8)	(9)	(10)	(11)	(12)	(13)	(14)
Aceh	2,828	2,973	2,973	3,011	3,011	2,950	2,957
Sumatera Utara	3,659	3,598	3,598	3,598	3,513	3,479	3,517
Sumatera Barat	3,330	3,330	3,457	3,457	3,612	3,612	3,367
Riau	5,056	5,045	5,112	5,199	5,199	5,196	4,901
Jambi	3,667	3,735	3,676	3,734	3,682	3,741	3,646
Sumatera Selatan	4,388	4,538	4,475	4,814	4,814	4,814	4,423
Bengkulu	4,677	4,677	4,677	4,638	4,574	4,574	4,452
Lampung	3,287	3,287	3,287	3,413	3,413	3,537	3,263
Kep. Bangka Belitung	5,512	5,607	5,692	5,556	5,503	5,556	5,381
Kepulauan Riau	5,560	5,251	5,601	5,468	5,620	5,620	5,350
Jawa Barat	3,605	3,650	3,775	3,918	3,728	3,737	3,553
Jawa Tengah	2,881	2,929	3,036	3,062	3,188	3,263	2,865
D. I. Yogyakarta	3,337	3,570	3,818	3,818	3,773	3,731	3,395
Jawa Timur	3,119	3,244	3,428	3,406	3,450	3,570	3,138
Banten	3,403	3,605	3,653	3,958	4,285	4,318	3,540
Bali	4,877	4,893	4,893	5,452	5,504	5,542	5,016
Nusa Tenggara Barat	3,792	3,792	3,792	3,792	3,792	3,792	3,792
Nusa Tenggara Timur	5,150	5,150	5,794	5,794	5,794	5,794	5,365
Kalimantan Barat	5,722	5,638	5,970	6,239	6,239	6,178	5,810
Kalimantan Tengah	5,078	5,078	5,078	4,947	4,947	4,947	4,987
Kalimantan Selatan	3,668	3,724	3,782	3,733	3,785	3,785	3,651
Kalimantan Timur	8,457	8,740	8,913	8,581	8,642	8,642	8,327
Sulawesi Utara	5,875	5,875	5,875	5,875	5,875	5,875	5,875
Sulawesi Tengah	5,955	6,352	6,606	6,606	6,606	6,606	6,205
Sulawesi Selatan	4,718	5,898	5,898	5,898	5,898	5,898	5,189
Sulawesi Tenggara	4,179	4,736	5,638	5,638	5,510	5,969	4,728
Gorontalo	4,527	4,527	4,527	4,527	4,527	4,527	4,527
Sulawesi Barat	10,500	10,500	13,125	13,125	13,125	13,125	11,375
Maluku	11,039	12,419	12,419	12,419	12,419	12,419	11,105
Maluku Utara	8,848	9,437	9,626	9,626	9,241	10,211	9,306
Papua Barat	11,799	11,799	13,274	18,229	18,316	18,316	13,219
Papua	7,588	7,588	7,588	8,220	8,220	8,220	7,541
Nasional	5,315	5,475	5,720	5,930	5,931	5,986	5,430

Tabel 1.91
Harga Konsumen Perdesaan Kelompok Bahan Makanan, 2010
Kacang Tanah (Rp/Kg)

Provinsi	Januari	Februari	Maret	April	Mei	Juni
(1)	(2)	(3)	(4)	(5)	(6)	(7)
Aceh	12,218	12,033	12,052	12,271	12,341	12,341
Sumatera Utara	14,038	14,451	14,335	14,602	14,568	14,670
Sumatera Barat	14,083	13,972	13,972	13,682	13,682	14,033
Riau	14,618	14,991	15,296	15,341	15,360	15,514
Jambi	13,267	13,056	12,823	12,758	12,628	12,951
Sumatera Selatan	11,603	11,486	11,635	11,851	11,851	11,780
Bengkulu	13,048	13,048	13,048	12,722	12,722	13,329
Lampung	11,910	11,661	11,567	11,596	11,370	11,864
Kep. Bangka Belitung	11,895	11,849	12,075	11,971	12,179	12,273
Kepulauan Riau	15,473	15,226	15,158	15,158	15,158	14,942
Jawa Barat	10,771	10,790	10,806	10,868	10,906	11,014
Jawa Tengah	10,132	10,086	10,171	10,193	10,199	10,316
D. I. Yogyakarta	8,984	8,770	8,976	9,440	9,628	9,507
Jawa Timur	9,841	9,807	9,994	10,093	10,198	10,257
Banten	13,622	13,532	13,899	13,977	13,958	13,984
Bali	9,269	9,593	9,647	9,640	9,645	9,812
Nusa Tenggara Barat	11,098	11,289	11,978	11,758	11,618	12,004
Nusa Tenggara Timur	10,370	10,816	11,005	10,965	10,669	10,565
Kalimantan Barat	13,225	13,280	13,185	13,017	13,480	13,508
Kalimantan Tengah	12,205	12,387	12,387	12,387	12,387	12,387
Kalimantan Selatan	11,237	11,237	11,147	10,952	10,952	10,916
Kalimantan Timur	14,268	15,526	15,807	15,727	15,926	15,483
Sulawesi Utara	12,634	12,634	12,752	12,752	12,756	12,756
Sulawesi Tengah	11,554	11,879	11,989	12,046	12,168	12,018
Sulawesi Selatan	11,126	11,148	11,151	10,990	11,173	11,061
Sulawesi Tenggara	12,678	12,629	12,622	12,518	12,507	12,486
Gorontalo	14,001	13,445	12,783	12,738	12,247	12,249
Sulawesi Barat	11,410	11,717	11,830	11,565	11,565	11,765
Maluku	15,949	16,968	17,100	17,223	17,298	17,226
Maluku Utara	18,014	18,765	18,228	18,228	18,166	18,166
Papua Barat	15,609	15,172	15,437	15,833	15,672	16,104
Papua	16,359	16,278	17,218	17,061	17,449	17,607
Nasional	12,703	12,798	12,877	12,873	12,888	12,965

Lanjutan Tabel 1.91

Provinsi	Juli	Agustus	September	Oktober	November	Desember	Rata-rata
(1)	(8)	(9)	(10)	(11)	(12)	(13)	(14)
Aceh	12,573	13,008	14,197	14,197	14,840	14,627	13,058
Sumatera Utara	14,824	15,553	15,777	15,752	16,070	16,465	15,092
Sumatera Barat	14,183	14,836	15,758	15,429	15,389	15,549	14,547
Riau	16,128	16,662	16,828	17,046	17,054	16,973	15,984
Jambi	13,105	13,293	13,818	13,959	14,444	14,860	13,414
Sumatera Selatan	11,882	12,243	12,750	12,727	12,594	12,804	12,100
Bengkulu	13,807	14,523	14,030	14,679	14,461	14,461	13,657
Lampung	12,417	12,623	12,623	12,800	12,953	12,861	12,187
Kep. Bangka Belitung	12,689	12,624	12,624	12,624	12,698	13,533	12,420
Kepulauan Riau	15,397	16,130	16,012	16,012	16,145	16,145	15,580
Jawa Barat	11,571	11,784	11,991	12,179	12,124	12,229	11,420
Jawa Tengah	10,745	11,061	11,228	11,267	11,455	11,466	10,693
D. I. Yogyakarta	9,790	10,196	10,451	9,944	9,840	10,203	9,644
Jawa Timur	10,871	11,402	11,883	11,798	11,866	11,875	10,824
Banten	14,476	14,760	14,894	15,058	15,237	15,380	14,398
Bali	10,126	10,620	10,585	10,649	10,902	11,161	10,138
Nusa Tenggara Barat	12,075	12,351	12,444	12,411	12,807	12,807	12,053
Nusa Tenggara Timur	10,417	10,795	10,997	11,072	11,107	11,449	10,852
Kalimantan Barat	13,699	14,710	15,206	15,683	16,962	16,530	14,374
Kalimantan Tengah	12,512	12,276	12,276	12,464	12,464	12,683	12,401
Kalimantan Selatan	10,875	11,583	11,533	12,460	12,307	12,568	11,481
Kalimantan Timur	15,410	15,943	16,826	16,998	17,249	17,173	16,028
Sulawesi Utara	12,571	13,378	13,378	13,606	14,005	14,506	13,144
Sulawesi Tengah	11,876	12,304	12,485	12,759	13,080	13,562	12,310
Sulawesi Selatan	11,561	11,771	12,830	12,465	12,560	13,210	11,754
Sulawesi Tenggara	13,187	14,014	14,170	14,440	15,355	15,244	13,488
Gorontalo	12,849	13,101	14,176	14,035	15,299	16,047	13,581
Sulawesi Barat	12,057	12,452	12,818	13,501	14,424	14,367	12,456
Maluku	16,987	17,301	18,503	18,681	18,681	19,566	17,624
Maluku Utara	18,242	18,546	18,934	18,762	18,831	20,365	18,604
Papua Barat	16,409	17,680	19,165	19,064	18,873	19,088	17,009
Papua	17,785	17,570	18,510	22,066	22,066	22,822	18,566
Nasional	13,222	13,659	14,053	14,268	14,505	14,768	13,465

Tabel 1.92
Harga Konsumen Perdesaan Kelompok Bahan Makanan, 2010
Kacang Hijau (Rp/Kg)

Provinsi	Januari	Februari	Maret	April	Mei	Juni
(1)	(2)	(3)	(4)	(5)	(6)	(7)
Aceh	11,187	11,187	11,679	11,790	11,850	11,850
Sumatera Utara	12,389	12,528	12,771	14,419	14,259	14,322
Sumatera Barat	11,014	10,752	10,752	10,727	10,727	12,166
Riau	12,343	12,431	13,261	13,333	13,590	14,539
Jambi	11,700	11,607	11,930	12,018	12,552	12,944
Sumatera Selatan	8,515	8,644	8,644	8,644	8,777	8,890
Bengkulu	13,052	13,414	12,917	12,822	13,018	13,260
Lampung	10,625	10,952	11,180	11,779	11,789	12,911
Kep. Bangka Belitung	12,077	12,419	13,083	13,265	13,388	13,574
Kepulauan Riau	14,611	14,611	14,690	14,690	14,282	13,993
Jawa Barat	9,752	10,130	10,346	10,856	10,996	11,112
Jawa Tengah	10,540	10,761	10,867	11,109	11,174	11,592
D. I. Yogyakarta	9,621	10,056	10,429	10,990	10,765	11,084
Jawa Timur	10,160	10,438	10,682	11,639	11,798	11,786
Banten	10,310	10,361	10,644	10,875	11,020	11,571
Bali	11,249	11,397	11,858	11,710	11,724	12,385
Nusa Tenggara Barat	9,052	10,565	10,498	10,338	10,459	10,750
Nusa Tenggara Timur	10,660	11,397	11,774	11,695	11,605	11,711
Kalimantan Barat	11,763	12,031	12,022	12,011	11,934	12,001
Kalimantan Tengah	12,897	13,405	13,405	13,405	13,499	13,499
Kalimantan Selatan	10,746	10,928	11,151	12,229	12,338	12,558
Kalimantan Timur	13,739	15,390	15,983	15,747	15,543	15,543
Sulawesi Utara	10,828	10,828	11,049	11,049	11,000	11,000
Sulawesi Tengah	12,202	12,537	12,737	12,798	12,551	12,551
Sulawesi Selatan	11,309	11,099	11,321	11,558	11,864	11,379
Sulawesi Tenggara	12,433	12,336	12,038	12,542	12,615	12,704
Gorontalo	13,197	13,935	12,992	12,496	13,824	14,800
Sulawesi Barat	11,014	13,264	12,091	12,523	12,881	12,881
Maluku	14,371	15,530	15,685	16,311	16,476	16,476
Maluku Utara	15,226	15,226	15,462	15,634	16,154	16,154
Papua Barat	16,840	17,186	17,174	17,463	17,012	17,485
Papua	17,570	16,134	16,793	16,553	18,384	18,735
Nasional	11,969	12,296	12,435	12,657	12,808	13,069

Lanjutan Tabel 1.92

Provinsi	Juli	Agustus	September	Oktober	November	Desember	Rata-rata
(1)	(8)	(9)	(10)	(11)	(12)	(13)	(14)
Aceh	12,453	13,555	14,598	15,384	15,811	15,902	13,104
Sumatera Utara	14,662	15,373	15,365	15,230	15,631	17,652	14,550
Sumatera Barat	12,378	12,721	14,021	14,892	15,193	15,713	12,588
Riau	14,943	16,281	16,026	16,167	16,405	17,053	14,698
Jambi	12,944	13,484	13,484	13,671	15,797	15,797	13,161
Sumatera Selatan	8,742	8,919	9,260	9,876	10,262	10,319	9,124
Bengkulu	15,112	16,138	16,147	16,871	16,871	16,871	14,708
Lampung	14,331	14,511	14,511	14,511	14,926	14,570	13,050
Kep. Bangka Belitung	13,881	13,881	13,881	13,881	13,881	14,707	13,493
Kepulauan Riau	14,002	14,236	14,681	14,621	15,231	15,738	14,615
Jawa Barat	12,056	12,233	12,715	12,848	12,557	12,805	11,534
Jawa Tengah	12,232	12,687	12,808	13,068	13,316	13,558	11,976
D. I. Yogyakarta	11,743	12,070	12,052	11,852	11,266	12,072	11,167
Jawa Timur	12,440	13,641	14,546	14,546	14,539	14,708	12,577
Banten	12,017	12,794	13,118	13,265	12,879	13,430	11,857
Bali	12,509	12,824	13,724	14,237	14,607	14,874	12,758
Nusa Tenggara Barat	11,253	11,423	11,839	11,839	11,779	11,867	10,972
Nusa Tenggara Timur	11,977	12,257	13,083	13,083	13,247	13,891	12,198
Kalimantan Barat	12,119	12,778	13,934	14,133	14,069	13,957	12,729
Kalimantan Tengah	13,674	13,519	13,519	13,749	13,942	13,942	13,538
Kalimantan Selatan	12,614	13,153	13,212	13,949	14,125	14,125	12,594
Kalimantan Timur	15,728	16,833	17,318	17,268	17,268	17,268	16,136
Sulawesi Utara	11,000	11,262	11,084	11,084	11,966	12,054	11,184
Sulawesi Tengah	12,551	13,152	13,411	12,978	13,410	13,660	12,878
Sulawesi Selatan	11,387	12,648	12,607	12,637	12,399	12,594	11,900
Sulawesi Tenggara	13,668	14,320	14,756	15,262	15,915	15,915	13,709
Gorontalo	14,461	15,091	15,249	14,346	15,066	17,757	14,434
Sulawesi Barat	13,997	15,193	15,509	15,509	15,388	16,350	13,884
Maluku	16,533	17,409	18,399	19,463	20,571	20,643	17,322
Maluku Utara	16,513	17,532	17,981	17,981	18,514	19,137	16,793
Papua Barat	17,218	19,370	19,278	19,739	21,242	21,136	18,429
Papua	19,701	20,014	22,237	21,284	21,284	21,014	19,142
Nasional	13,464	14,103	14,511	14,663	14,980	15,346	13,525

Tabel 1.93
Harga Konsumen Perdesaan Kelompok Bahan Makanan, 2010
Kacang Kedele (Rp/Kg)

Provinsi	Januari	Februari	Maret	April	Mei	Juni
(1)	(2)	(3)	(4)	(5)	(6)	(7)
Aceh	8,493	8,743	8,743	8,811	8,811	8,811
Sumatera Utara	9,412	9,191	9,008	9,274	9,178	9,280
Sumatera Barat	8,909	8,585	8,585	8,845	9,046	8,991
Riau	9,780	9,780	9,958	9,958	10,136	10,136
Jambi	9,040	9,040	9,040	9,040	9,040	9,040
Sumatera Selatan	8,490	8,490	8,490	8,490	8,490	8,085
Bengkulu	8,824	8,383	8,383	8,616	8,616	8,616
Lampung	8,100	8,160	8,225	8,303	8,105	8,337
Kep. Bangka Belitung	7,769	7,690	7,690	7,690	7,690	8,087
Kepulauan Riau	6,609	6,609	6,609	7,303	7,303	7,303
Jawa Barat	7,962	8,243	8,356	8,390	8,382	8,439
Jawa Tengah	7,432	7,463	7,393	7,532	7,547	7,626
D. I. Yogyakarta	7,261	7,191	7,288	7,268	7,374	7,553
Jawa Timur	6,784	6,824	6,845	7,252	7,116	6,877
Banten	8,452	8,201	8,111	8,179	8,179	8,435
Bali	8,656	9,191	9,593	9,593	9,593	9,593
Nusa Tenggara Barat	6,771	7,013	7,544	7,424	7,542	7,731
Nusa Tenggara Timur	9,507	10,337	10,963	10,720	10,582	10,582
Kalimantan Barat	10,417	10,417	10,417	10,506	10,587	10,315
Kalimantan Tengah	10,500	10,267	10,267	10,267	10,647	10,647
Kalimantan Selatan	7,838	7,838	7,838	7,838	7,838	7,838
Kalimantan Timur	10,481	10,481	11,034	11,009	11,466	11,466
Sulawesi Utara	7,020	7,020	7,020	7,020	7,020	7,020
Sulawesi Tengah	7,560	7,560	7,560	7,560	7,938	7,938
Sulawesi Selatan	8,600	8,600	8,869	8,622	8,622	9,023
Sulawesi Tenggara	9,143	8,980	8,899	8,582	8,582	8,582
Gorontalo	8,000	8,000	8,000	8,000	8,000	8,000
Sulawesi Barat	9,333	9,333	9,333	9,333	9,333	9,333
Maluku	10,000	10,000	10,000	10,000	10,000	10,000
Maluku Utara	9,750	9,750	9,750	9,750	9,750	9,750
Papua Barat	11,433	10,841	10,841	10,923	10,767	9,995
Papua	10,571	10,571	10,571	10,571	10,571	10,571
Nasional	8,716	8,712	8,788	8,833	8,870	8,875

Lanjutan Tabel 1.93

Provinsi	Juli	Agustus	September	Oktober	November	Desember	Rata-rata
(1)	(8)	(9)	(10)	(11)	(12)	(13)	(14)
Aceh	9,041	9,135	9,094	9,331	9,019	8,956	8,916
Sumatera Utara	9,280	9,538	9,538	9,538	9,538	9,538	9,359
Sumatera Barat	8,875	8,875	8,875	8,875	9,278	9,109	8,904
Riau	10,769	10,338	10,338	10,338	10,338	10,338	10,184
Jambi	9,040	9,040	9,040	9,040	9,040	9,040	9,040
Sumatera Selatan	8,085	8,085	8,085	8,085	8,085	8,085	8,254
Bengkulu	9,300	9,300	9,300	9,489	9,489	9,489	8,984
Lampung	8,188	8,188	8,188	8,188	8,188	8,188	8,197
Kep. Bangka Belitung	8,472	8,472	8,472	8,472	8,472	8,472	8,120
Kepulauan Riau	7,303	7,303	7,745	7,745	7,745	8,185	7,314
Jawa Barat	8,544	8,518	8,639	8,546	8,668	8,702	8,449
Jawa Tengah	7,614	7,644	7,681	7,767	7,843	7,843	7,615
D. I. Yogyakarta	7,881	8,014	7,986	7,984	7,850	7,867	7,626
Jawa Timur	6,908	7,074	6,982	6,998	7,244	7,307	7,018
Banten	8,585	8,371	8,371	8,234	8,106	8,098	8,277
Bali	9,679	9,568	9,483	9,818	9,508	9,539	9,485
Nusa Tenggara Barat	7,647	7,804	7,755	7,755	7,660	7,943	7,549
Nusa Tenggara Timur	10,729	10,729	11,645	10,946	10,633	13,469	10,903
Kalimantan Barat	10,894	10,770	10,574	10,358	10,396	10,333	10,499
Kalimantan Tengah	10,647	10,647	10,647	11,140	11,140	11,140	10,663
Kalimantan Selatan	7,838	8,877	8,074	9,145	8,318	8,318	8,133
Kalimantan Timur	11,336	11,483	11,381	11,497	11,497	11,497	11,219
Sulawesi Utara	7,020	7,020	7,020	7,020	7,339	7,339	7,073
Sulawesi Tengah	7,938	7,938	7,938	7,938	7,938	9,096	7,908
Sulawesi Selatan	8,722	8,722	8,399	8,399	8,632	8,632	8,654
Sulawesi Tenggara	9,199	8,893	8,893	8,794	8,794	8,794	8,844
Gorontalo	8,000	8,000	8,000	8,000	8,000	8,000	8,000
Sulawesi Barat	9,333	9,333	9,333	9,333	9,333	9,333	9,333
Maluku	10,000	10,000	10,000	10,000	10,455	10,455	10,076
Maluku Utara	9,750	9,750	9,750	9,750	9,750	9,750	9,750
Papua Barat	9,995	9,930	9,930	9,552	9,353	8,516	10,173
Papua	10,571	10,571	10,571	10,571	10,571	11,746	10,669
Nasional	8,974	8,998	8,991	9,020	9,007	9,160	8,912

Tabel 1.94
Harga Konsumen Perdesaan Kelompok Bahan Makanan, 2010
Kacang Joglo/Tolo (Rp/Kg)

Provinsi	Januari	Februari	Maret	April	Mei	Juni
(1)	(2)	(3)	(4)	(5)	(6)	(7)
Aceh	12,500	12,500	12,500	12,500	12,500	12,500
Sumatera Utara	6,000	6,000	6,000	6,000	6,000	6,000
Sumatera Barat	9,000	9,000	9,000	9,000	9,000	9,000
Riau	6,750	6,750	6,750	6,750	6,750	6,750
Jambi	-	-	-	-	-	-
Sumatera Selatan	-	-	-	-	-	-
Bengkulu	-	-	-	-	-	-
Lampung	6,500	6,500	6,319	6,319	6,319	6,635
Kep. Bangka Belitung	-	-	-	-	-	-
Kepulauan Riau	-	-	-	-	-	-
Jawa Barat	8,210	8,381	8,281	8,620	8,620	8,763
Jawa Tengah	6,427	6,601	6,705	6,832	7,030	7,056
D. I. Yogyakarta	5,896	5,785	6,225	6,339	7,126	7,632
Jawa Timur	7,043	7,276	7,213	7,833	8,077	8,319
Banten	5,123	5,123	5,123	5,123	5,123	5,123
Bali	9,158	9,158	9,158	9,158	9,158	9,158
Nusa Tenggara Barat	-	-	-	-	-	-
Nusa Tenggara Timur	6,200	6,820	6,820	6,820	6,820	6,820
Kalimantan Barat	-	-	-	-	-	-
Kalimantan Tengah	7,308	7,308	7,308	7,308	9,744	9,744
Kalimantan Selatan	8,750	8,750	8,750	8,750	8,750	8,750
Kalimantan Timur	12,278	12,278	12,278	12,278	12,278	12,278
Sulawesi Utara	18,000	18,000	18,000	18,000	18,000	18,000
Sulawesi Tengah	10,000	10,000	10,000	10,000	10,000	10,000
Sulawesi Selatan	8,583	8,583	8,583	8,583	7,868	8,032
Sulawesi Tenggara	8,129	8,129	8,129	8,129	8,129	8,129
Gorontalo	-	-	-	-	-	-
Sulawesi Barat	-	-	-	-	-	-
Maluku	11,083	11,083	11,083	11,083	11,083	11,083
Maluku Utara	-	-	-	-	-	-
Papua Barat	17,500	17,500	17,500	17,500	17,500	17,500
Papua	17,000	17,000	17,000	17,000	17,000	17,000
Nasional	9,429	9,478	9,488	9,542	9,676	9,740

Lanjutan Tabel 1.94

Provinsi	Juli	Agustus	September	Oktober	November	Desember	Rata-rata
(1)	(8)	(9)	(10)	(11)	(12)	(13)	(14)
Aceh	12,500	12,500	12,500	12,500	12,500	12,500	12,500
Sumatera Utara	6,000	6,000	6,000	6,000	6,000	6,000	6,000
Sumatera Barat	9,000	9,000	9,000	9,000	9,000	9,000	9,000
Riau	7,172	7,172	7,172	7,172	7,172	7,172	6,961
Jambi	-	-	-	-	-	-	-
Sumatera Selatan	-	-	-	-	-	-	-
Bengkulu	-	-	-	-	-	-	-
Lampung	6,635	6,635	6,635	6,635	6,635	6,635	6,534
Kep. Bangka Belitung	-	-	-	-	-	-	-
Kepulauan Riau	-	-	-	-	-	-	-
Jawa Barat	9,076	9,076	9,277	9,556	9,918	9,918	8,975
Jawa Tengah	7,328	7,351	7,534	7,665	7,775	7,928	7,186
D. I. Yogyakarta	7,702	7,745	7,698	7,748	8,097	8,056	7,171
Jawa Timur	8,486	8,936	9,070	9,291	9,453	10,360	8,446
Banten	5,123	5,123	5,123	5,123	5,123	5,123	5,123
Bali	9,158	9,158	9,158	9,158	9,158	9,158	9,158
Nusa Tenggara Barat	-	-	-	-	-	-	-
Nusa Tenggara Timur	6,820	7,307	7,307	10,961	10,961	16,441	8,341
Kalimantan Barat	-	-	-	-	-	-	-
Kalimantan Tengah	9,744	9,744	9,744	9,744	9,744	9,744	8,932
Kalimantan Selatan	8,750	8,750	8,750	8,750	8,750	8,750	8,750
Kalimantan Timur	11,962	11,962	11,962	11,962	12,710	12,710	12,245
Sulawesi Utara	18,000	18,000	18,000	18,000	18,000	18,000	18,000
Sulawesi Tengah	10,000	10,000	10,000	10,000	10,000	10,000	10,000
Sulawesi Selatan	8,032	8,032	8,032	8,032	8,032	8,032	8,202
Sulawesi Tenggara	8,129	8,129	8,129	8,129	8,129	9,564	8,249
Gorontalo	-	-	-	-	-	-	-
Sulawesi Barat	-	-	-	-	-	-	-
Maluku	11,083	13,300	12,587	12,587	12,587	12,587	11,769
Maluku Utara	-	-	-	-	-	-	-
Papua Barat	17,500	17,500	17,500	17,500	21,875	21,875	18,229
Papua	17,000	17,000	17,000	17,000	17,000	17,000	17,000
Nasional	9,782	9,928	9,917	10,114	10,392	10,752	9,853

Tabel 1.95
Harga Konsumen Perdesaan Kelompok Bahan Makanan, 2010
Kacang Merah (Rp/Kg)

Provinsi	Januari	Februari	Maret	April	Mei	Juni
(1)	(2)	(3)	(4)	(5)	(6)	(7)
Aceh	9,583	9,583	9,823	10,028	10,028	10,028
Sumatera Utara	10,000	10,000	10,000	10,000	10,000	10,000
Sumatera Barat	12,000	12,000	12,000	12,000	12,000	12,000
Riau	12,536	12,536	12,536	12,536	12,536	12,536
Jambi	9,250	11,563	10,984	10,984	10,984	10,984
Sumatera Selatan	8,214	8,214	8,214	8,214	8,214	8,214
Bengkulu	13,138	12,218	12,114	12,114	12,114	12,114
Lampung	7,571	7,788	7,788	7,788	7,788	8,010
Kep. Bangka Belitung	12,840	13,122	12,872	12,872	12,872	12,872
Kepulauan Riau	13,000	13,000	13,000	13,000	13,000	11,143
Jawa Barat	8,090	8,397	8,531	8,905	8,828	9,201
Jawa Tengah	8,136	8,233	8,331	8,331	8,331	8,331
D. I. Yogyakarta	8,000	8,320	8,320	8,320	8,558	8,558
Jawa Timur	8,146	8,146	8,417	7,950	8,021	8,040
Banten	9,000	9,000	9,000	9,000	7,875	7,875
Bali	9,002	9,477	9,687	9,746	9,858	10,037
Nusa Tenggara Barat	7,355	7,200	7,200	7,200	7,200	7,062
Nusa Tenggara Timur	7,800	8,468	8,644	8,644	8,644	8,644
Kalimantan Barat	13,000	13,000	13,000	13,000	13,000	13,000
Kalimantan Tengah	13,195	13,195	13,195	13,195	17,593	17,593
Kalimantan Selatan	8,614	9,981	9,981	9,981	9,981	9,981
Kalimantan Timur	14,710	14,710	14,404	14,731	14,731	14,731
Sulawesi Utara	13,211	13,211	13,411	13,411	13,598	13,598
Sulawesi Tengah	11,212	11,026	11,454	11,359	11,527	11,153
Sulawesi Selatan	10,516	10,328	10,223	9,497	10,083	10,083
Sulawesi Tenggara	11,000	10,120	10,345	10,345	10,345	10,345
Gorontalo	12,602	12,602	12,602	10,501	10,501	18,378
Sulawesi Barat	12,690	12,690	12,690	12,690	12,690	12,690
Maluku	16,385	16,385	16,612	16,612	16,612	16,612
Maluku Utara	18,667	18,667	21,259	21,259	19,842	19,842
Papua Barat	26,000	25,051	25,734	25,734	24,705	24,705
Papua	21,333	21,333	21,333	21,333	21,333	22,519
Nasional	11,775	11,861	11,991	11,915	11,981	12,215

Lanjutan Tabel 1.95

Provinsi	Juli	Agustus	September	Oktober	November	Desember	Rata-rata
(1)	(8)	(9)	(10)	(11)	(12)	(13)	(14)
Aceh	9,826	10,809	10,809	10,809	10,659	10,159	10,179
Sumatera Utara	10,000	11,000	11,000	11,000	11,000	11,000	10,417
Sumatera Barat	12,000	13,500	13,500	13,500	13,500	18,000	13,000
Riau	12,536	12,536	12,536	12,536	12,536	12,536	12,536
Jambi	10,984	11,900	11,900	11,900	11,900	11,900	11,269
Sumatera Selatan	8,488	8,488	8,488	8,488	8,771	8,771	8,398
Bengkulu	14,169	13,461	13,461	13,461	13,461	13,461	12,940
Lampung	8,010	8,010	8,010	8,010	8,010	8,010	7,900
Kep. Bangka Belitung	13,791	13,791	13,791	13,791	13,791	13,943	13,362
Kepulauan Riau	11,143	11,143	11,143	11,143	10,214	10,214	11,762
Jawa Barat	9,813	10,297	10,703	11,451	11,467	11,825	9,792
Jawa Tengah	8,748	8,748	8,804	9,070	9,185	9,185	8,620
D. I. Yogyakarta	8,772	8,772	8,772	8,772	9,259	9,259	8,640
Jawa Timur	8,384	8,384	8,384	8,384	8,384	8,803	8,287
Banten	7,875	7,875	7,875	7,875	7,875	10,500	8,469
Bali	10,338	10,772	10,563	11,008	11,037	10,926	10,204
Nusa Tenggara Barat	7,062	7,062	7,062	7,062	7,062	7,062	7,133
Nusa Tenggara Timur	8,560	8,428	8,077	10,096	9,675	10,885	8,881
Kalimantan Barat	13,203	13,203	13,203	13,203	13,203	13,203	13,102
Kalimantan Tengah	17,593	17,593	17,593	17,593	17,593	17,593	16,127
Kalimantan Selatan	9,981	9,981	9,981	9,981	9,981	9,981	9,867
Kalimantan Timur	16,572	16,809	17,510	17,068	17,068	17,068	15,843
Sulawesi Utara	14,469	13,665	13,665	13,665	13,665	14,804	13,698
Sulawesi Tengah	11,153	11,601	11,456	10,949	10,949	11,253	11,258
Sulawesi Selatan	11,492	11,620	11,802	12,750	12,798	12,692	11,157
Sulawesi Tenggara	10,345	10,345	10,640	10,640	10,640	11,066	10,515
Gorontalo	26,254	26,254	26,254	26,254	26,254	26,254	19,559
Sulawesi Barat	12,690	12,690	12,690	12,690	12,690	12,690	12,690
Maluku	17,997	17,997	19,077	18,282	18,282	20,141	17,583
Maluku Utara	21,259	22,197	22,524	22,524	22,524	22,524	21,091
Papua Barat	24,705	26,764	24,087	27,098	27,945	27,721	25,854
Papua	22,519	22,519	21,446	21,446	21,446	22,161	21,727
Nasional	12,835	13,069	13,025	13,203	13,213	13,612	12,558

Tabel 1.96
Harga Konsumen Perdesaan Kelompok Bahan Makanan, 2010
Tempe Kedele (Rp/Kg)

Provinsi	Januari	Februari	Maret	April	Mei	Juni
(1)	(2)	(3)	(4)	(5)	(6)	(7)
Aceh	10,688	10,688	10,688	11,076	11,076	11,076
Sumatera Utara	8,302	8,479	8,401	8,486	8,486	8,486
Sumatera Barat	8,918	8,918	8,847	8,847	8,725	8,725
Riau	9,404	9,497	9,353	9,353	9,353	9,501
Jambi	8,214	8,214	8,214	8,214	8,214	8,214
Sumatera Selatan	7,111	7,111	7,111	7,111	7,111	7,259
Bengkulu	7,558	7,153	7,153	6,846	6,846	6,846
Lampung	8,250	8,250	7,944	7,944	7,845	7,954
Kep. Bangka Belitung	10,300	10,300	10,300	10,300	10,300	10,300
Kepulauan Riau	14,044	14,044	14,044	14,606	14,606	14,217
Jawa Barat	7,433	7,418	7,401	7,484	7,481	7,480
Jawa Tengah	6,772	6,759	6,770	6,786	6,791	6,776
D. I. Yogyakarta	7,212	7,212	7,212	7,212	7,259	7,259
Jawa Timur	6,958	7,049	7,082	7,066	7,059	7,034
Banten	7,713	8,134	8,134	8,134	8,134	8,319
Bali	7,668	7,574	7,524	7,573	7,573	7,573
Nusa Tenggara Barat	7,122	7,419	7,213	7,213	7,213	7,213
Nusa Tenggara Timur	9,051	9,655	9,655	9,655	9,517	9,517
Kalimantan Barat	9,750	9,750	9,533	9,533	9,533	9,886
Kalimantan Tengah	9,628	9,628	9,628	9,628	9,903	9,903
Kalimantan Selatan	9,469	10,258	10,258	9,809	9,809	9,809
Kalimantan Timur	12,285	12,285	12,899	12,652	12,652	12,652
Sulawesi Utara	10,700	10,700	10,700	10,700	10,700	10,700
Sulawesi Tengah	8,082	8,082	8,082	8,276	8,276	8,149
Sulawesi Selatan	7,278	7,278	7,278	7,278	7,278	7,278
Sulawesi Tenggara	9,663	9,801	9,769	10,550	10,550	10,550
Gorontalo	9,622	9,430	9,287	10,215	9,888	10,169
Sulawesi Barat	8,504	8,504	8,504	8,504	8,504	8,504
Maluku	16,300	16,608	14,950	15,952	15,702	16,152
Maluku Utara	12,188	12,188	12,309	12,309	12,461	12,461
Papua Barat	12,500	12,500	12,500	12,500	12,500	12,500
Papua	9,166	9,166	9,166	9,166	9,166	9,166
Nasional	9,308	9,377	9,310	9,406	9,391	9,426

Lanjutan Tabel 1.96

Provinsi	Juli	Agustus	September	Oktober	November	Desember	Rata-rata
(1)	(8)	(9)	(10)	(11)	(12)	(13)	(14)
Aceh	11,076	11,076	11,220	11,220	11,220	11,220	11,027
Sumatera Utara	8,597	8,597	8,597	8,597	8,597	8,597	8,518
Sumatera Barat	8,586	8,806	8,806	8,806	8,806	8,806	8,800
Riau	9,501	9,614	9,738	9,738	9,738	9,738	9,544
Jambi	8,214	8,214	8,214	8,214	8,312	8,312	8,231
Sumatera Selatan	7,108	7,108	7,108	7,108	7,108	7,108	7,122
Bengkulu	7,042	7,293	7,293	7,380	7,380	7,556	7,196
Lampung	7,954	7,954	8,052	8,052	7,851	7,851	7,992
Kep. Bangka Belitung	10,394	10,394	10,394	10,394	10,394	10,394	10,347
Kepulauan Riau	14,217	14,217	14,217	14,217	14,217	14,217	14,238
Jawa Barat	7,515	7,691	7,679	7,702	7,618	7,618	7,543
Jawa Tengah	6,912	6,891	6,995	6,959	6,958	7,004	6,864
D. I. Yogyakarta	7,259	7,259	7,259	7,215	7,165	7,165	7,224
Jawa Timur	7,083	7,095	7,136	7,210	7,242	7,246	7,105
Banten	8,130	8,278	8,278	8,278	8,278	8,332	8,179
Bali	7,766	7,984	7,879	7,852	7,782	7,805	7,713
Nusa Tenggara Barat	7,393	7,836	7,836	7,836	7,836	7,987	7,510
Nusa Tenggara Timur	9,517	9,517	9,555	9,255	9,255	9,255	9,450
Kalimantan Barat	9,886	9,886	9,886	10,655	10,513	11,097	9,993
Kalimantan Tengah	9,903	9,903	9,903	9,903	11,140	11,140	10,017
Kalimantan Selatan	9,809	10,082	9,852	10,126	10,241	10,241	9,980
Kalimantan Timur	12,125	12,125	12,556	12,461	12,461	12,461	12,468
Sulawesi Utara	10,700	10,031	10,031	10,031	10,031	10,031	10,421
Sulawesi Tengah	8,305	8,241	8,579	8,772	8,772	8,604	8,352
Sulawesi Selatan	7,278	7,335	7,335	7,335	7,335	7,754	7,336
Sulawesi Tenggara	10,550	11,971	11,686	11,478	11,603	11,603	10,815
Gorontalo	10,621	10,621	10,621	10,621	12,745	12,745	10,549
Sulawesi Barat	8,347	8,841	8,841	8,841	8,899	8,528	8,610
Maluku	16,158	15,850	19,020	18,469	17,697	17,704	16,713
Maluku Utara	13,154	13,154	13,154	13,154	13,154	13,154	12,737
Papua Barat	12,500	12,500	12,500	12,500	12,500	14,444	12,662
Papua	9,166	9,166	9,166	9,319	9,836	9,836	9,290
Nasional	9,461	9,548	9,668	9,678	9,771	9,861	9,517

Tabel 1.97
Harga Konsumen Perdesaan Kelompok Bahan Makanan, 2010
Tahu Mentah (Rp/Kg)

Provinsi	Januari	Februari	Maret	April	Mei	Juni
(1)	(2)	(3)	(4)	(5)	(6)	(7)
Aceh	9,123	9,123	9,123	9,745	9,745	9,745
Sumatera Utara	6,183	6,241	6,241	6,241	6,241	6,241
Sumatera Barat	6,266	6,266	6,266	6,266	6,229	6,229
Riau	7,656	7,656	7,951	7,818	7,862	7,955
Jambi	6,650	6,650	6,717	6,717	6,717	6,717
Sumatera Selatan	7,375	7,375	7,375	7,375	7,375	7,785
Bengkulu	6,286	6,286	6,286	6,111	6,111	6,111
Lampung	6,308	6,308	6,147	6,147	6,147	6,147
Kep. Bangka Belitung	9,082	9,082	9,082	9,082	9,082	9,082
Kepulauan Riau	11,083	11,083	11,083	11,083	11,083	11,083
Jawa Barat	6,777	7,051	7,096	7,131	7,177	7,187
Jawa Tengah	6,364	6,351	6,341	6,361	6,382	6,356
D. I. Yogyakarta	5,678	5,678	5,678	5,776	5,776	5,776
Jawa Timur	5,408	5,444	5,475	5,483	5,504	5,519
Banten	7,075	7,075	7,075	7,075	7,075	7,075
Bali	6,535	6,550	6,575	6,575	6,614	6,732
Nusa Tenggara Barat	6,720	6,969	6,969	6,969	6,983	6,983
Nusa Tenggara Timur	9,214	9,214	9,214	9,214	9,214	9,214
Kalimantan Barat	11,125	11,467	11,845	11,845	11,845	12,028
Kalimantan Tengah	6,106	6,106	6,106	6,089	6,089	6,089
Kalimantan Selatan	9,084	9,588	9,721	9,721	9,721	9,721
Kalimantan Timur	9,540	10,049	10,253	10,048	10,048	9,963
Sulawesi Utara	5,314	5,314	5,314	5,314	5,314	5,314
Sulawesi Tengah	6,340	6,340	6,416	6,448	6,448	6,448
Sulawesi Selatan	6,100	6,100	6,100	6,100	6,100	6,100
Sulawesi Tenggara	8,292	8,872	8,946	9,304	9,304	9,062
Gorontalo	6,613	5,999	5,957	5,865	5,914	5,957
Sulawesi Barat	6,454	6,454	6,820	6,820	6,820	6,820
Maluku	10,302	9,616	10,326	10,465	10,118	10,863
Maluku Utara	12,054	12,321	12,128	12,095	12,271	12,271
Papua Barat	11,177	11,064	11,064	11,064	11,409	11,409
Papua	8,595	8,595	8,595	8,595	8,595	8,595
Nasional	7,715	7,759	7,821	7,842	7,854	7,893

Lanjutan Tabel 1.97

Provinsi	Juli	Agustus	September	Oktober	November	Desember	Rata-rata
(1)	(8)	(9)	(10)	(11)	(12)	(13)	(14)
Aceh	9,872	9,872	9,872	9,872	9,872	9,872	9,653
Sumatera Utara	6,321	6,321	6,321	6,344	6,344	6,394	6,286
Sumatera Barat	6,229	6,269	6,269	6,186	6,186	6,186	6,237
Riau	7,955	8,016	8,349	8,349	8,349	8,349	8,022
Jambi	6,801	6,801	6,937	6,937	6,937	6,937	6,793
Sumatera Selatan	8,174	8,174	8,174	8,174	8,174	8,174	7,809
Bengkulu	6,309	6,484	6,484	6,587	6,587	6,744	6,366
Lampung	6,147	6,147	6,147	6,147	6,054	6,054	6,158
Kep. Bangka Belitung	9,169	9,169	9,169	9,169	9,169	9,321	9,138
Kepulauan Riau	11,083	11,083	11,083	11,083	11,083	11,083	11,083
Jawa Barat	7,385	7,426	7,455	7,404	7,425	7,455	7,248
Jawa Tengah	6,423	6,428	6,492	6,465	6,480	6,530	6,415
D. I. Yogyakarta	5,776	5,812	5,789	5,835	5,962	5,962	5,792
Jawa Timur	5,574	5,626	5,681	5,690	5,672	5,721	5,566
Banten	7,075	7,006	7,006	6,786	6,786	6,815	6,994
Bali	6,732	6,732	6,662	6,662	7,017	7,120	6,709
Nusa Tenggara Barat	7,157	7,135	7,135	7,135	7,171	7,245	7,047
Nusa Tenggara Timur	9,556	9,556	9,626	10,608	10,608	10,608	9,654
Kalimantan Barat	12,028	12,028	12,028	12,028	12,028	12,028	11,860
Kalimantan Tengah	6,089	5,906	5,906	5,906	5,906	5,906	6,017
Kalimantan Selatan	9,721	9,836	9,739	9,782	9,841	9,841	9,693
Kalimantan Timur	10,218	10,364	10,364	10,364	10,494	10,494	10,183
Sulawesi Utara	5,314	5,167	5,167	5,167	5,167	5,167	5,253
Sulawesi Tengah	6,448	6,356	6,666	6,809	6,809	6,890	6,535
Sulawesi Selatan	6,100	6,100	6,100	6,100	6,100	6,100	6,100
Sulawesi Tenggara	9,062	9,271	9,271	9,211	9,270	9,425	9,108
Gorontalo	6,022	6,133	6,064	5,963	6,212	6,005	6,059
Sulawesi Barat	6,656	6,656	6,656	6,656	6,747	6,747	6,692
Maluku	11,724	12,101	13,328	13,972	14,279	14,091	11,765
Maluku Utara	12,271	12,271	12,517	12,517	12,517	12,600	12,320
Papua Barat	11,409	11,980	11,980	11,980	11,844	11,844	11,519
Papua	8,595	8,595	8,595	8,703	8,703	8,703	8,622
Nasional	7,981	8,026	8,095	8,143	8,181	8,200	7,959

Tabel 1.98
Harga Konsumen Perdesaan Kelompok Bahan Makanan, 2010
Oncom (Rp/Kg)

Provinsi	Januari	Februari	Maret	April	Mei	Juni
(1)	(2)	(3)	(4)	(5)	(6)	(7)
Aceh	8,700	8,700	8,700	8,700	8,700	8,700
Sumatera Utara	-	-	-	-	-	-
Sumatera Barat	4,333	4,333	4,333	4,333	4,333	4,333
Riau	5,500	5,500	5,500	5,500	5,500	5,500
Jambi	-	-	-	-	-	-
Sumatera Selatan	5,104	5,104	5,104	5,104	5,104	5,104
Bengkulu	7,200	7,200	7,200	7,200	7,200	7,200
Lampung	5,059	5,059	5,059	4,956	4,787	5,012
Kep. Bangka Belitung	8,000	8,000	8,000	8,000	8,000	8,000
Kepulauan Riau	-	-	-	-	-	-
Jawa Barat	5,978	5,978	5,978	5,978	5,978	6,028
Jawa Tengah	8,389	8,389	8,389	8,389	8,389	8,389
D. I. Yogyakarta	-	-	-	-	-	-
Jawa Timur	5,280	5,280	5,280	5,280	5,280	5,280
Banten	5,415	5,415	5,415	5,821	5,548	5,548
Bali	-	-	-	-	-	-
Nusa Tenggara Barat	-	-	-	-	-	-
Nusa Tenggara Timur	-	-	-	-	-	-
Kalimantan Barat	5,535	5,535	5,535	5,535	5,535	5,535
Kalimantan Tengah	-	-	-	-	-	-
Kalimantan Selatan	-	-	-	-	-	-
Kalimantan Timur	7,500	7,500	7,500	7,500	7,500	7,500
Sulawesi Utara	-	-	-	-	-	-
Sulawesi Tengah	-	-	-	-	-	-
Sulawesi Selatan	-	-	-	-	-	-
Sulawesi Tenggara	-	-	-	-	-	-
Gorontalo	-	-	-	-	-	-
Sulawesi Barat	-	-	-	-	-	-
Maluku	-	-	-	-	-	-
Maluku Utara	-	-	-	-	-	-
Papua Barat	-	-	-	-	-	-
Papua	-	-	-	-	-	-
Nasional	6,307	6,307	6,307	6,331	6,297	6,318

Lanjutan Tabel 1.98

Provinsi	Juli	Agustus	September	Oktober	November	Desember	Rata-rata
(1)	(8)	(9)	(10)	(11)	(12)	(13)	(14)
Aceh	8,700	8,700	8,700	8,700	8,700	8,700	8,700
Sumatera Utara	-	-	-	-	-	-	-
Sumatera Barat	4,333	4,333	4,333	4,333	4,333	4,333	4,333
Riau	5,500	5,500	5,500	5,500	5,500	5,500	5,500
Jambi	-	-	-	-	-	-	-
Sumatera Selatan	5,104	5,104	5,104	5,104	5,104	5,104	5,104
Bengkulu	7,200	7,200	7,200	7,200	7,200	7,200	7,200
Lampung	5,012	5,012	5,197	5,197	5,197	5,197	5,062
Kep. Bangka Belitung	8,000	8,000	8,000	8,000	8,000	8,000	8,000
Kepulauan Riau	-	-	-	-	-	-	-
Jawa Barat	6,159	6,210	6,272	6,340	6,238	6,238	6,115
Jawa Tengah	8,389	8,389	8,389	8,389	8,389	8,389	8,389
D. I. Yogyakarta	-	-	-	-	-	-	-
Jawa Timur	5,280	5,280	5,544	5,544	5,544	5,544	5,368
Banten	5,548	5,271	5,271	5,271	5,271	5,106	5,408
Bali	-	-	-	-	-	-	-
Nusa Tenggara Barat	-	-	-	-	-	-	-
Nusa Tenggara Timur	-	-	-	-	-	-	-
Kalimantan Barat	5,535	5,535	5,535	5,535	5,535	5,535	5,535
Kalimantan Tengah	-	-	-	-	-	-	-
Kalimantan Selatan	-	-	-	-	-	-	-
Kalimantan Timur	7,500	7,500	7,500	7,500	7,500	7,500	7,500
Sulawesi Utara	-	-	-	-	-	-	-
Sulawesi Tengah	-	-	-	-	-	-	-
Sulawesi Selatan	-	-	-	-	-	-	-
Sulawesi Tenggara	-	-	-	-	-	-	-
Gorontalo	-	-	-	-	-	-	-
Sulawesi Barat	-	-	-	-	-	-	-
Maluku	-	-	-	-	-	-	-
Maluku Utara	-	-	-	-	-	-	-
Papua Barat	-	-	-	-	-	-	-
Papua	-	-	-	-	-	-	-
Nasional	6,328	6,310	6,350	6,355	6,347	6,334	6,324

Tabel 1.99
Harga Konsumen Perdesaan Kelompok Bahan Makanan, 2010
Tauco (Rp/Botol)

Provinsi	Januari	Februari	Maret	April	Mei	Juni
(1)	(2)	(3)	(4)	(5)	(6)	(7)
Aceh	8,000	8,000	8,000	8,000	8,000	8,000
Sumatera Utara	6,655	6,876	7,683	7,683	7,683	7,683
Sumatera Barat	7,000	7,000	7,000	7,000	7,000	7,000
Riau	9,750	9,750	9,980	9,980	10,090	10,090
Jambi	6,125	6,125	6,125	6,125	6,125	6,125
Sumatera Selatan	8,673	8,673	8,673	8,673	8,673	8,673
Bengkulu	6,300	6,300	6,300	6,300	6,300	6,300
Lampung	7,660	7,660	7,660	7,660	7,660	7,660
Kep. Bangka Belitung	6,735	6,855	6,855	6,855	6,855	6,855
Kepulauan Riau	9,333	9,333	9,333	9,333	9,333	9,333
Jawa Barat	9,417	9,351	9,351	9,351	9,351	9,394
Jawa Tengah	9,920	10,066	10,066	10,066	10,066	10,066
D. I. Yogyakarta	-	-	-	-	-	-
Jawa Timur	-	-	-	-	-	-
Banten	-	-	-	-	-	-
Bali	7,500	7,615	7,615	7,615	7,615	7,615
Nusa Tenggara Barat	-	-	-	-	-	-
Nusa Tenggara Timur	-	-	-	-	-	-
Kalimantan Barat	6,163	6,163	6,163	6,163	6,163	6,163
Kalimantan Tengah	-	-	-	-	-	-
Kalimantan Selatan	-	-	-	-	-	-
Kalimantan Timur	-	-	-	-	-	-
Sulawesi Utara	-	-	-	-	-	-
Sulawesi Tengah	-	-	-	-	-	-
Sulawesi Selatan	-	-	-	-	-	-
Sulawesi Tenggara	-	-	-	-	-	-
Gorontalo	-	-	-	-	-	-
Sulawesi Barat	-	-	-	-	-	-
Maluku	-	-	-	-	-	-
Maluku Utara	8,000	8,000	8,000	8,000	8,000	8,000
Papua Barat	-	-	-	-	-	-
Papua	-	-	-	-	-	-
Nasional	7,815	7,851	7,920	7,920	7,928	7,930

Lanjutan Tabel 1.99

Provinsi	Juli	Agustus	September	Oktober	November	Desember	Rata-rata
(1)	(8)	(9)	(10)	(11)	(12)	(13)	(14)
Aceh	8,000	8,000	7,833	7,833	7,833	7,833	7,944
Sumatera Utara	7,683	7,683	7,683	7,683	7,683	7,683	7,530
Sumatera Barat	7,000	7,000	7,000	7,000	7,000	7,000	7,000
Riau	10,090	10,245	10,117	10,117	10,117	10,117	10,037
Jambi	6,125	6,125	6,125	6,125	6,125	6,125	6,125
Sumatera Selatan	8,673	8,673	9,395	9,395	9,395	9,395	8,914
Bengkulu	6,300	6,300	6,300	6,300	6,300	6,300	6,300
Lampung	7,660	7,660	7,660	7,660	7,660	7,660	7,660
Kep. Bangka Belitung	6,855	6,855	6,855	6,581	6,581	6,581	6,776
Kepulauan Riau	9,333	9,333	9,333	9,333	9,333	9,333	9,333
Jawa Barat	9,438	9,438	9,372	9,372	9,242	9,267	9,362
Jawa Tengah	10,066	10,066	10,206	10,206	10,340	10,810	10,162
D. I. Yogyakarta	-	-	-	-	-	-	-
Jawa Timur	-	-	-	-	-	-	-
Banten	-	-	-	-	-	-	-
Bali	7,615	7,996	7,996	7,996	8,225	8,225	7,802
Nusa Tenggara Barat	-	-	-	-	-	-	-
Nusa Tenggara Timur	-	-	-	-	-	-	-
Kalimantan Barat	6,163	6,163	6,213	6,213	6,213	6,213	6,180
Kalimantan Tengah	-	-	-	-	-	-	-
Kalimantan Selatan	-	-	-	-	-	-	-
Kalimantan Timur	-	-	-	-	-	-	-
Sulawesi Utara	-	-	-	-	-	-	-
Sulawesi Tengah	-	-	-	-	-	-	-
Sulawesi Selatan	-	-	-	-	-	-	-
Sulawesi Tenggara	-	-	-	-	-	-	-
Gorontalo	-	-	-	-	-	-	-
Sulawesi Barat	-	-	-	-	-	-	-
Maluku	-	-	-	-	-	-	-
Maluku Utara	8,000	8,000	8,000	8,000	8,000	8,000	8,000
Papua Barat	-	-	-	-	-	-	-
Papua	-	-	-	-	-	-	-
Nasional	7,933	7,969	8,006	7,988	8,003	8,036	7,942

Tabel 1.100
Harga Konsumen Perdesaan Kelompok Bahan Makanan, 2010
Bawang Merah (Rp/Kg)

Provinsi	Januari	Februari	Maret	April	Mei	Juni
(1)	(2)	(3)	(4)	(5)	(6)	(7)
Aceh	11,645	11,680	11,680	11,832	11,836	12,424
Sumatera Utara	12,864	12,538	13,331	13,333	13,138	15,143
Sumatera Barat	10,884	10,950	11,201	11,897	11,742	13,027
Riau	12,774	12,795	12,684	13,417	13,534	14,679
Jambi	13,901	13,232	13,240	14,266	14,183	16,545
Sumatera Selatan	12,668	12,861	13,070	13,938	13,152	14,419
Bengkulu	12,514	12,957	13,205	14,422	15,154	15,758
Lampung	10,865	10,792	10,521	11,747	10,998	13,416
Kep. Bangka Belitung	14,469	15,014	15,246	15,053	15,382	16,708
Kepulauan Riau	12,945	13,040	13,040	13,241	13,932	13,938
Jawa Barat	10,179	10,757	11,315	12,266	12,085	13,299
Jawa Tengah	8,645	9,284	9,658	10,682	10,485	12,451
D. I. Yogyakarta	8,651	9,129	9,392	10,480	9,918	11,962
Jawa Timur	9,220	9,942	10,154	11,521	11,068	12,938
Banten	8,934	9,718	9,706	11,213	10,849	12,321
Bali	9,108	9,681	10,145	10,213	11,306	12,491
Nusa Tenggara Barat	10,649	12,253	12,064	13,036	12,786	14,169
Nusa Tenggara Timur	12,776	13,798	13,827	14,099	14,216	13,517
Kalimantan Barat	16,433	16,312	17,052	18,466	19,365	19,796
Kalimantan Tengah	15,036	16,449	17,178	17,290	17,889	18,250
Kalimantan Selatan	12,438	12,741	13,858	14,449	14,159	18,797
Kalimantan Timur	17,304	17,462	17,852	17,903	18,477	19,117
Sulawesi Utara	16,859	16,859	17,020	16,725	17,203	19,824
Sulawesi Tengah	14,898	14,613	15,192	15,394	15,997	16,313
Sulawesi Selatan	12,656	12,640	13,390	13,648	14,330	14,249
Sulawesi Tenggara	14,744	14,746	14,676	14,849	15,074	15,373
Gorontalo	14,088	14,530	14,730	15,067	15,954	20,615
Sulawesi Barat	18,501	18,793	18,493	18,403	18,470	18,638
Maluku	22,196	21,762	23,247	23,785	24,703	25,639
Maluku Utara	23,042	22,312	23,266	23,977	23,966	23,966
Papua Barat	23,444	24,215	25,960	26,694	30,078	29,649
Papua	29,893	29,573	30,711	31,017	32,981	38,188
Nasional	14,226	14,482	14,878	15,448	15,763	17,113

Lanjutan Tabel 1.100

Provinsi	Juli	Agustus	September	Oktober	November	Desember	Rata-rata
(1)	(8)	(9)	(10)	(11)	(12)	(13)	(14)
Aceh	14,132	14,228	13,719	13,619	14,253	15,037	13,007
Sumatera Utara	17,404	17,536	18,276	17,987	18,638	19,648	15,820
Sumatera Barat	16,695	15,745	14,717	14,496	17,326	18,719	13,950
Riau	19,422	19,162	17,313	17,140	19,934	22,121	16,248
Jambi	20,045	18,836	17,948	18,147	24,037	25,265	17,470
Sumatera Selatan	16,562	16,938	16,203	17,151	20,357	19,971	15,608
Bengkulu	18,759	19,239	18,288	19,197	22,283	23,672	17,121
Lampung	15,306	15,733	15,800	17,692	17,526	18,637	14,086
Kep. Bangka Belitung	20,476	21,279	21,055	21,301	25,549	26,605	19,011
Kepulauan Riau	16,104	16,701	16,770	15,963	16,946	18,631	15,104
Jawa Barat	15,908	15,333	15,391	17,538	19,881	20,222	14,515
Jawa Tengah	15,062	13,662	13,251	17,656	19,811	18,417	13,255
D. I. Yogyakarta	14,936	13,714	13,504	19,467	23,572	23,345	14,006
Jawa Timur	15,505	13,734	13,292	17,956	20,317	21,301	13,912
Banten	14,028	14,310	14,005	15,626	18,997	18,190	13,158
Bali	15,616	14,087	13,054	16,247	20,084	22,075	13,676
Nusa Tenggara Barat	17,642	17,452	16,653	17,751	19,488	21,239	15,432
Nusa Tenggara Timur	17,230	20,882	19,561	20,186	19,708	27,521	17,277
Kalimantan Barat	25,168	26,781	25,692	25,762	30,669	31,245	22,728
Kalimantan Tengah	20,203	23,678	22,580	25,505	27,082	28,414	20,796
Kalimantan Selatan	22,452	21,258	19,311	21,184	27,335	28,017	18,833
Kalimantan Timur	27,478	26,875	24,206	24,470	27,007	29,367	22,293
Sulawesi Utara	21,948	21,661	21,218	22,481	24,130	29,875	20,484
Sulawesi Tengah	19,982	22,397	21,233	20,979	24,032	28,124	19,096
Sulawesi Selatan	17,315	17,093	18,252	16,846	21,085	26,324	16,486
Sulawesi Tenggara	20,187	22,293	20,781	19,333	22,816	27,203	18,506
Gorontalo	27,199	29,364	22,863	26,931	35,169	41,662	23,181
Sulawesi Barat	22,980	27,519	26,413	24,307	27,639	33,883	22,837
Maluku	32,843	32,690	29,776	33,187	33,938	38,401	28,514
Maluku Utara	27,794	29,064	26,867	27,199	29,013	32,864	26,111
Papua Barat	32,581	38,637	38,626	36,758	40,506	46,433	32,798
Papua	42,463	42,763	46,128	45,712	46,015	55,831	39,273
Nasional	20,670	21,270	20,398	21,430	24,223	26,821	18,893

Tabel 1.101
Harga Konsumen Perdesaan Kelompok Bahan Makanan, 2010
Bawang Putih (Rp/Kg)

Provinsi	Januari	Februari	Maret	April	Mei	Juni
(1)	(2)	(3)	(4)	(5)	(6)	(7)
Aceh	14,618	14,551	14,955	14,955	15,175	16,255
Sumatera Utara	18,245	20,234	22,411	23,194	24,917	25,239
Sumatera Barat	14,722	16,063	15,917	16,492	17,029	18,088
Riau	13,551	13,942	13,906	14,947	15,733	16,644
Jambi	16,007	16,189	15,066	15,890	15,870	17,411
Sumatera Selatan	14,403	14,256	14,392	14,565	15,235	15,746
Bengkulu	15,441	15,561	15,475	15,982	17,263	19,078
Lampung	13,920	13,775	13,853	14,224	14,410	15,311
Kep. Bangka Belitung	12,852	13,340	13,446	13,701	13,552	14,454
Kepulauan Riau	13,036	13,031	13,031	13,031	14,489	17,422
Jawa Barat	14,723	15,538	14,967	16,502	17,868	18,959
Jawa Tengah	12,701	12,501	12,808	14,805	15,880	17,395
D. I. Yogyakarta	12,614	13,086	13,153	14,947	15,132	16,763
Jawa Timur	14,285	14,320	14,651	16,844	18,488	20,569
Banten	13,337	13,978	13,594	15,058	16,397	16,772
Bali	12,532	12,704	12,798	13,679	14,663	15,367
Nusa Tenggara Barat	17,749	20,724	20,050	20,690	22,208	21,396
Nusa Tenggara Timur	15,149	17,625	18,123	18,355	21,025	21,102
Kalimantan Barat	16,841	17,251	17,166	19,005	21,177	21,263
Kalimantan Tengah	14,651	15,653	15,572	15,930	17,995	18,651
Kalimantan Selatan	13,929	13,821	13,908	15,457	16,861	19,675
Kalimantan Timur	19,310	21,236	21,267	22,260	23,725	24,369
Sulawesi Utara	13,854	13,194	14,346	14,346	14,141	15,039
Sulawesi Tengah	14,477	14,595	14,551	15,006	16,102	16,883
Sulawesi Selatan	12,655	13,805	14,796	15,013	15,955	15,570
Sulawesi Tenggara	13,233	13,774	13,747	13,783	14,556	14,887
Gorontalo	18,799	18,440	18,409	19,753	23,992	24,179
Sulawesi Barat	12,367	15,080	15,833	15,254	15,292	15,398
Maluku	17,799	17,940	18,034	18,475	19,417	20,916
Maluku Utara	15,833	16,030	17,515	18,095	18,447	18,447
Papua Barat	22,300	23,479	23,818	24,457	25,519	25,895
Papua	23,125	23,569	24,175	24,607	28,523	29,678
Nasional	15,283	15,915	16,117	16,853	18,032	18,901

Lanjutan Tabel 1.101

Provinsi	Juli	Agustus	September	Oktober	November	Desember	Rata-rata
(1)	(8)	(9)	(10)	(11)	(12)	(13)	(14)
Aceh	18,004	20,498	20,799	20,587	20,518	21,351	17,689
Sumatera Utara	27,638	27,835	27,868	27,677	28,468	28,727	25,204
Sumatera Barat	22,237	22,902	23,343	24,983	24,519	25,063	20,113
Riau	20,778	19,643	20,778	19,882	21,289	21,148	17,687
Jambi	20,716	20,565	20,553	20,773	22,817	22,776	18,719
Sumatera Selatan	19,365	22,311	22,515	22,153	23,098	22,009	18,337
Bengkulu	21,995	21,688	24,817	25,224	27,266	26,960	20,562
Lampung	17,817	19,433	19,139	19,178	18,872	19,362	16,608
Kep. Bangka Belitung	19,257	19,587	19,142	18,118	19,611	20,013	16,423
Kepulauan Riau	18,077	19,817	19,445	19,593	21,353	21,353	16,973
Jawa Barat	22,420	23,768	25,010	25,509	25,927	26,083	20,606
Jawa Tengah	21,495	20,686	20,760	21,161	20,927	20,842	17,663
D. I. Yogyakarta	20,305	18,599	18,869	20,099	19,730	19,717	16,918
Jawa Timur	24,257	23,253	23,091	24,033	23,252	22,694	19,978
Banten	19,378	21,504	22,001	22,066	22,219	21,867	18,181
Bali	19,541	18,998	18,834	19,592	19,085	18,923	16,393
Nusa Tenggara Barat	24,741	26,033	25,084	24,905	26,146	26,127	22,988
Nusa Tenggara Timur	29,563	31,362	32,176	31,152	29,863	29,222	24,560
Kalimantan Barat	27,918	32,190	31,119	30,520	30,181	31,904	24,711
Kalimantan Tengah	22,270	23,957	23,147	23,677	24,373	24,845	20,060
Kalimantan Selatan	27,359	26,799	26,266	25,188	26,919	27,605	21,149
Kalimantan Timur	30,295	28,716	29,636	29,744	29,517	30,833	25,909
Sulawesi Utara	18,041	17,074	17,074	16,343	17,510	18,982	15,829
Sulawesi Tengah	22,957	24,913	23,676	23,877	23,963	24,921	19,660
Sulawesi Selatan	22,042	22,158	22,920	23,295	23,160	24,006	18,781
Sulawesi Tenggara	18,940	19,874	19,016	19,644	21,037	21,859	17,029
Gorontalo	40,236	37,666	33,737	32,548	30,604	30,119	27,373
Sulawesi Barat	21,981	27,751	27,032	27,299	27,116	27,918	20,693
Maluku	30,223	29,810	27,354	29,105	29,486	30,679	24,103
Maluku Utara	19,565	20,894	20,503	22,705	23,446	24,748	19,686
Papua Barat	27,890	31,490	31,189	31,109	33,398	32,353	27,741
Papua	36,207	38,998	37,327	36,810	35,956	37,186	31,347
Nasional	23,547	24,399	24,194	24,330	24,738	25,069	20,615

Tabel 1.102
Harga Konsumen Perdesaan Kelompok Bahan Makanan, 2010
Lada/Merica (Rp/Kg)

Provinsi	Januari	Februari	Maret	April	Mei	Juni
(1)	(2)	(3)	(4)	(5)	(6)	(7)
Aceh	65,571	65,034	65,034	65,034	65,034	65,034
Sumatera Utara	61,680	63,959	67,631	67,119	66,000	66,000
Sumatera Barat	60,000	60,000	63,000	63,000	63,000	63,000
Riau	73,700	73,700	71,594	71,594	71,594	71,594
Jambi	58,000	58,000	58,000	58,000	58,000	58,000
Sumatera Selatan	47,250	47,250	47,250	47,250	47,250	45,723
Bengkulu	67,857	58,810	58,810	58,810	58,810	58,810
Lampung	53,889	53,889	52,392	52,392	52,392	52,392
Kep. Bangka Belitung	42,467	42,467	43,528	43,422	43,422	43,422
Kepulauan Riau	64,286	64,286	64,286	64,286	63,462	63,462
Jawa Barat	61,803	63,651	65,175	65,628	65,291	64,648
Jawa Tengah	53,707	54,183	54,408	55,470	55,189	55,699
D. I. Yogyakarta	45,360	45,397	47,048	47,048	47,509	49,078
Jawa Timur	52,078	51,609	52,200	52,352	52,529	52,721
Banten	54,420	54,506	54,338	54,338	54,520	53,920
Bali	52,484	51,610	51,610	51,610	51,610	51,839
Nusa Tenggara Barat	54,583	54,087	54,628	53,847	53,847	55,867
Nusa Tenggara Timur	62,702	66,061	66,061	66,061	66,750	66,750
Kalimantan Barat	50,178	50,949	50,949	51,929	51,929	52,595
Kalimantan Tengah	40,778	40,778	41,415	41,415	41,415	41,415
Kalimantan Selatan	59,324	59,324	59,324	59,324	59,324	59,324
Kalimantan Timur	61,006	61,684	61,684	61,684	62,369	62,369
Sulawesi Utara	46,250	46,250	46,250	46,250	46,250	46,250
Sulawesi Tengah	40,394	41,615	41,829	42,472	43,017	43,017
Sulawesi Selatan	50,833	50,833	50,833	51,963	51,443	51,872
Sulawesi Tenggara	43,658	42,802	44,989	43,190	42,614	42,614
Gorontalo	54,607	54,904	54,847	55,715	58,617	59,035
Sulawesi Barat	51,004	52,704	54,963	53,963	55,043	54,822
Maluku	67,500	74,925	80,232	80,232	85,581	85,581
Maluku Utara	78,533	78,533	77,443	77,443	76,367	76,367
Papua Barat	67,500	75,600	75,600	88,200	84,525	84,525
Papua	74,000	67,217	70,951	70,951	68,586	74,741
Nasional	56,794	57,082	57,759	58,187	58,228	58,515

Lanjutan Tabel 1.102

Provinsi	Juli	Agustus	September	Oktober	November	Desember	Rata-rata
(1)	(8)	(9)	(10)	(11)	(12)	(13)	(14)
Aceh	65,034	65,034	65,034	65,034	63,680	63,680	64,853
Sumatera Utara	66,611	67,181	67,181	67,181	73,845	74,871	67,438
Sumatera Barat	63,000	63,000	61,110	63,147	63,147	63,147	62,379
Riau	79,549	79,549	83,337	80,361	80,361	80,361	76,441
Jambi	58,000	58,000	58,000	61,222	60,712	60,712	58,721
Sumatera Selatan	47,683	47,683	47,683	47,683	49,272	50,258	47,686
Bengkulu	78,413	78,413	78,413	78,413	78,413	78,413	69,365
Lampung	55,303	55,303	55,303	58,759	58,759	61,207	55,165
Kep. Bangka Belitung	43,422	43,904	48,865	47,917	49,408	51,977	45,352
Kepulauan Riau	63,462	63,462	63,462	63,462	63,462	63,462	63,736
Jawa Barat	67,826	67,745	69,545	70,525	69,678	71,207	66,894
Jawa Tengah	57,588	58,660	58,187	59,334	61,235	66,582	57,520
D. I. Yogyakarta	49,450	51,127	53,189	51,743	56,243	59,254	50,204
Jawa Timur	52,752	54,735	55,665	56,427	57,697	63,364	54,511
Banten	54,093	55,843	55,621	57,569	58,646	58,826	55,553
Bali	51,839	52,703	52,703	52,703	53,080	56,933	52,560
Nusa Tenggara Barat	55,867	61,220	63,354	63,354	63,354	63,354	58,113
Nusa Tenggara Timur	66,750	66,750	68,339	66,915	66,915	68,827	66,573
Kalimantan Barat	52,595	52,595	52,595	55,225	53,728	57,054	52,693
Kalimantan Tengah	41,415	43,160	43,160	43,160	43,160	43,160	42,036
Kalimantan Selatan	59,324	59,324	59,738	59,738	59,356	59,356	59,398
Kalimantan Timur	64,032	64,032	68,301	71,391	71,391	71,391	65,111
Sulawesi Utara	43,938	43,938	43,938	43,938	43,489	44,047	45,065
Sulawesi Tengah	43,982	44,948	45,813	46,316	46,316	47,355	43,923
Sulawesi Selatan	53,169	54,498	56,996	56,996	54,689	60,592	53,726
Sulawesi Tenggara	43,032	45,683	52,360	54,374	55,979	58,498	47,483
Gorontalo	60,388	64,481	62,507	65,781	63,767	64,468	59,926
Sulawesi Barat	55,051	55,785	55,785	55,785	56,900	56,900	54,892
Maluku	86,977	86,977	88,358	88,358	88,358	88,358	83,453
Maluku Utara	73,912	76,992	79,398	76,641	75,249	77,265	77,012
Papua Barat	84,525	89,221	89,221	86,990	90,097	90,097	83,842
Papua	74,741	77,855	77,855	77,855	77,044	77,044	74,070
Nasional	59,804	60,931	61,907	62,322	62,732	64,126	59,866

Tabel 1.103
Harga Konsumen Perdesaan Kelompok Bahan Makanan, 2010
Garam Bata (Rp/400 Gr)

Provinsi	Januari	Februari	Maret	April	Mei	Juni
(1)	(2)	(3)	(4)	(5)	(6)	(7)
Aceh	1,000	1,000	1,000	1,000	1,000	1,000
Sumatera Utara	1,750	1,750	1,750	1,750	1,750	1,750
Sumatera Barat	1,379	1,379	1,379	1,379	1,379	1,379
Riau	1,000	1,000	1,000	1,000	1,042	1,042
Jambi	1,500	1,500	1,500	1,500	1,500	1,500
Sumatera Selatan	918	918	918	918	918	918
Bengkulu	1,206	1,206	1,206	1,206	1,206	1,206
Lampung	-	-	-	-	-	-
Kep. Bangka Belitung	1,000	1,000	1,000	1,000	1,000	1,000
Kepulauan Riau	1,129	1,129	1,129	1,129	1,129	1,129
Jawa Barat	1,054	1,054	1,060	1,055	1,061	1,061
Jawa Tengah	484	486	492	490	490	490
D. I. Yogyakarta	679	724	724	717	717	717
Jawa Timur	663	663	666	669	669	670
Banten	819	874	874	874	874	874
Bali	1,417	1,417	1,417	1,417	1,417	1,417
Nusa Tenggara Barat	833	833	833	833	833	833
Nusa Tenggara Timur	813	813	819	819	957	957
Kalimantan Barat	1,017	1,017	1,017	1,068	1,068	1,068
Kalimantan Tengah	861	861	861	883	883	883
Kalimantan Selatan	1,000	1,000	1,000	1,000	1,000	1,000
Kalimantan Timur	1,500	1,500	1,500	1,500	1,500	1,500
Sulawesi Utara	1,238	1,238	1,238	1,238	1,238	1,238
Sulawesi Tengah	809	809	830	830	830	830
Sulawesi Selatan	1,500	1,500	1,500	1,500	1,500	1,500
Sulawesi Tenggara	1,250	1,250	1,250	1,250	1,250	1,250
Gorontalo	1,000	1,000	1,000	1,000	1,000	1,000
Sulawesi Barat	1,595	1,595	1,595	1,595	1,595	1,595
Maluku	1,073	1,073	1,073	1,073	1,073	1,073
Maluku Utara	1,000	1,000	1,000	1,000	1,000	1,000
Papua Barat	1,598	1,712	1,712	1,855	1,855	1,855
Papua	1,875	1,875	1,875	1,875	1,875	1,875
Nasional	1,128	1,135	1,136	1,143	1,149	1,149

Lanjutan Tabel 1.103

Provinsi	Juli	Agustus	September	Oktober	November	Desember	Rata-rata
(1)	(8)	(9)	(10)	(11)	(12)	(13)	(14)
Aceh	1,000	1,000	1,000	1,000	1,000	1,000	1,000
Sumatera Utara	1,750	1,750	1,750	1,750	1,750	1,750	1,750
Sumatera Barat	1,379	1,379	1,379	1,379	1,379	1,379	1,379
Riau	1,042	1,042	1,042	1,042	1,042	1,042	1,028
Jambi	1,500	1,500	1,500	1,500	1,500	1,500	1,500
Sumatera Selatan	918	918	918	918	918	918	918
Bengkulu	1,206	1,206	1,206	1,206	1,206	1,206	1,206
Lampung	-	-	-	-	-	-	-
Kep. Bangka Belitung	1,000	1,000	1,000	1,000	1,000	1,000	1,000
Kepulauan Riau	1,129	1,129	1,129	1,129	1,129	1,129	1,129
Jawa Barat	1,061	1,061	1,102	1,102	1,079	1,079	1,069
Jawa Tengah	492	497	499	524	533	552	503
D. I. Yogyakarta	734	734	756	869	902	946	768
Jawa Timur	687	687	702	760	782	835	705
Banten	874	990	1,015	1,015	1,015	1,015	926
Bali	1,417	1,417	1,417	1,417	1,417	1,539	1,427
Nusa Tenggara Barat	833	833	833	833	833	833	833
Nusa Tenggara Timur	957	957	957	957	957	957	910
Kalimantan Barat	1,068	1,068	1,068	1,068	1,068	1,068	1,055
Kalimantan Tengah	883	883	883	883	883	883	877
Kalimantan Selatan	1,000	1,000	1,000	1,000	1,000	1,000	1,000
Kalimantan Timur	1,500	1,500	1,500	1,500	1,500	1,500	1,500
Sulawesi Utara	1,238	1,238	1,238	1,238	1,238	1,238	1,238
Sulawesi Tengah	830	830	830	830	859	859	831
Sulawesi Selatan	1,500	1,500	1,500	1,500	1,500	1,500	1,500
Sulawesi Tenggara	1,250	1,250	1,250	1,250	1,250	1,250	1,250
Gorontalo	1,000	1,000	1,000	1,000	1,000	1,000	1,000
Sulawesi Barat	1,595	1,595	1,595	1,595	1,595	1,595	1,595
Maluku	1,073	1,073	1,073	1,073	1,144	1,144	1,085
Maluku Utara	1,000	1,000	1,000	1,000	1,000	1,000	1,000
Papua Barat	1,855	1,855	1,855	1,855	1,841	1,899	1,812
Papua	1,875	1,875	2,109	2,109	2,109	2,109	1,953
Nasional	1,150	1,154	1,165	1,171	1,175	1,185	1,153

Tabel 1.104
Harga Konsumen Perdesaan Kelompok Bahan Makanan, 2010
Garam Hancur (Rp/250 Gr)

Provinsi	Januari	Februari	Maret	April	Mei	Juni
(1)	(2)	(3)	(4)	(5)	(6)	(7)
Aceh	921	921	976	976	976	976
Sumatera Utara	1,093	1,141	1,151	1,166	1,166	1,166
Sumatera Barat	1,561	1,561	1,561	1,561	1,561	1,561
Riau	1,049	1,049	1,142	1,178	1,204	1,204
Jambi	1,331	1,331	1,420	1,420	1,420	1,420
Sumatera Selatan	762	762	762	752	752	752
Bengkulu	1,150	1,150	1,314	1,314	1,345	1,377
Lampung	1,155	1,155	1,155	1,155	1,245	1,245
Kep. Bangka Belitung	685	685	685	685	685	730
Kepulauan Riau	1,090	1,090	1,090	1,090	1,090	1,090
Jawa Barat	945	959	968	972	969	969
Jawa Tengah	1,042	1,048	1,058	1,096	1,100	1,108
D. I. Yogyakarta	890	890	894	894	894	894
Jawa Timur	892	892	891	891	891	894
Banten	1,106	1,179	1,179	1,179	1,179	1,179
Bali	995	1,002	1,002	1,002	1,002	1,014
Nusa Tenggara Barat	1,000	1,079	1,115	1,115	1,115	1,115
Nusa Tenggara Timur	1,061	1,068	1,051	1,051	1,063	1,063
Kalimantan Barat	631	661	682	714	714	740
Kalimantan Tengah	696	696	696	703	719	737
Kalimantan Selatan	840	852	852	852	852	852
Kalimantan Timur	1,268	1,338	1,338	1,338	1,338	1,338
Sulawesi Utara	1,045	1,045	1,101	1,060	1,060	1,060
Sulawesi Tengah	822	871	879	879	879	879
Sulawesi Selatan	1,540	1,540	1,540	1,540	1,540	1,540
Sulawesi Tenggara	1,264	1,283	1,260	1,260	1,260	1,260
Gorontalo	794	794	806	826	864	864
Sulawesi Barat	1,063	1,191	1,415	1,415	1,415	1,458
Maluku	993	993	993	993	993	993
Maluku Utara	1,356	1,356	1,356	1,356	1,417	1,417
Papua Barat	1,500	1,650	1,650	1,603	1,640	1,640
Papua	1,306	1,262	1,370	1,370	1,370	1,370
Nasional	1,058	1,078	1,105	1,106	1,116	1,122

Lanjutan Tabel 1.104

Provinsi	Juli	Agustus	September	Oktober	November	Desember	Rata-rata
(1)	(8)	(9)	(10)	(11)	(12)	(13)	(14)
Aceh	997	997	997	969	969	969	970
Sumatera Utara	1,166	1,166	1,166	1,166	1,166	1,188	1,158
Sumatera Barat	1,596	1,596	1,596	1,596	1,596	1,596	1,579
Riau	1,284	1,284	1,284	1,284	1,376	1,376	1,226
Jambi	1,420	1,420	1,420	1,420	1,489	1,489	1,417
Sumatera Selatan	752	752	752	770	770	770	759
Bengkulu	1,476	1,476	1,476	1,476	1,476	1,476	1,375
Lampung	1,245	1,245	1,245	1,245	1,271	1,464	1,235
Kep. Bangka Belitung	730	730	730	730	730	730	711
Kepulauan Riau	1,090	1,090	1,090	1,090	1,183	1,183	1,106
Jawa Barat	979	979	987	987	979	979	973
Jawa Tengah	1,108	1,109	1,121	1,140	1,151	1,156	1,103
D. I. Yogyakarta	929	953	953	953	1,000	1,000	928
Jawa Timur	899	901	902	912	933	955	904
Banten	1,179	1,179	1,179	1,258	1,258	1,359	1,201
Bali	1,014	1,014	1,014	1,014	1,014	1,096	1,015
Nusa Tenggara Barat	1,115	1,115	1,115	1,115	1,133	1,271	1,117
Nusa Tenggara Timur	1,063	1,063	1,063	1,063	1,063	1,063	1,061
Kalimantan Barat	740	740	749	766	769	806	726
Kalimantan Tengah	737	737	737	737	737	737	722
Kalimantan Selatan	888	888	888	888	902	929	874
Kalimantan Timur	1,338	1,338	1,338	1,338	1,338	1,338	1,332
Sulawesi Utara	1,060	1,060	1,069	1,069	1,097	1,130	1,071
Sulawesi Tengah	879	902	902	902	902	918	885
Sulawesi Selatan	1,540	1,540	1,540	1,540	1,540	1,597	1,545
Sulawesi Tenggara	1,260	1,260	1,260	1,260	1,260	1,260	1,262
Gorontalo	936	936	936	936	971	971	886
Sulawesi Barat	1,458	1,458	1,458	1,458	1,458	1,458	1,392
Maluku	993	993	993	993	993	993	993
Maluku Utara	1,417	1,482	1,482	1,482	1,482	1,482	1,424
Papua Barat	1,640	1,589	1,721	1,721	1,721	1,721	1,650
Papua	1,370	1,370	1,370	1,370	1,389	1,505	1,369
Nasional	1,134	1,136	1,142	1,145	1,160	1,186	1,124

Tabel 1.105
Harga Konsumen Perdesaan Kelompok Bahan Makanan, 2010
Kecap Manis (Rp/Botol)

Provinsi	Januari	Februari	Maret	April	Mei	Juni
(1)	(2)	(3)	(4)	(5)	(6)	(7)
Aceh	12,368	12,430	12,508	12,526	12,492	12,492
Sumatera Utara	9,768	9,854	9,887	9,887	9,929	9,929
Sumatera Barat	10,470	10,470	10,499	10,473	10,456	10,456
Riau	9,895	10,233	10,534	10,761	10,720	10,978
Jambi	7,211	7,211	7,211	7,448	7,448	7,657
Sumatera Selatan	9,952	9,952	9,952	10,062	10,124	10,026
Bengkulu	11,171	11,378	11,399	11,467	11,467	11,467
Lampung	11,379	11,562	11,772	12,321	12,204	12,388
Kep. Bangka Belitung	9,692	9,692	9,692	9,732	9,732	9,732
Kepulauan Riau	14,131	14,131	14,131	14,131	14,131	14,104
Jawa Barat	11,779	11,794	11,774	11,779	11,902	11,967
Jawa Tengah	10,829	10,874	10,892	10,915	10,942	10,972
D. I. Yogyakarta	10,204	10,187	10,187	10,522	10,839	10,839
Jawa Timur	12,252	12,294	12,359	12,340	12,411	12,457
Banten	14,119	14,143	14,143	14,043	14,338	14,338
Bali	9,458	9,776	9,776	9,776	9,776	9,791
Nusa Tenggara Barat	12,506	12,647	13,222	13,222	13,257	13,257
Nusa Tenggara Timur	14,365	14,356	14,486	14,697	14,697	14,868
Kalimantan Barat	12,207	12,306	12,324	12,346	12,712	12,694
Kalimantan Tengah	12,041	12,104	12,176	12,257	12,257	12,257
Kalimantan Selatan	11,211	11,397	11,429	11,581	11,500	11,500
Kalimantan Timur	14,630	15,277	15,735	15,735	16,635	16,635
Sulawesi Utara	13,284	13,284	13,337	13,337	13,337	13,337
Sulawesi Tengah	12,122	12,122	12,122	12,122	12,122	12,243
Sulawesi Selatan	10,541	10,610	10,708	10,730	10,854	11,136
Sulawesi Tenggara	12,735	12,735	12,758	12,771	12,888	12,898
Gorontalo	11,425	11,425	11,616	11,684	11,739	11,863
Sulawesi Barat	13,447	13,204	13,160	13,207	13,377	13,377
Maluku	13,215	13,326	13,447	13,552	13,552	13,684
Maluku Utara	14,800	14,867	14,920	14,940	14,819	14,819
Papua Barat	15,461	15,350	15,815	15,895	16,216	16,216
Papua	16,308	16,261	16,315	16,128	16,358	16,449
Nasional	12,031	12,102	12,196	12,262	12,351	12,401

Lanjutan Tabel 1.105

Provinsi	Juli	Agustus	September	Oktober	November	Desember	Rata-rata
(1)	(8)	(9)	(10)	(11)	(12)	(13)	(14)
Aceh	12,923	12,923	12,923	13,121	13,540	13,579	12,819
Sumatera Utara	9,949	9,949	10,106	10,106	10,166	10,280	9,984
Sumatera Barat	10,391	10,391	10,391	10,391	10,420	10,348	10,430
Riau	11,494	11,317	11,211	11,642	11,642	11,687	11,009
Jambi	7,728	7,758	7,728	7,765	7,799	7,827	7,566
Sumatera Selatan	10,026	10,117	10,355	10,415	10,415	10,775	10,181
Bengkulu	11,492	11,708	11,708	12,381	12,466	12,466	11,714
Lampung	12,388	12,388	12,388	12,377	12,349	12,361	12,157
Kep. Bangka Belitung	9,732	9,706	9,706	9,706	9,718	9,729	9,714
Kepulauan Riau	14,225	14,225	14,225	14,225	14,416	14,921	14,250
Jawa Barat	12,060	12,184	12,614	12,679	12,770	12,865	12,181
Jawa Tengah	11,087	11,133	11,153	11,243	11,266	11,279	11,049
D. I. Yogyakarta	11,016	11,043	11,137	11,155	11,208	11,208	10,795
Jawa Timur	12,532	12,669	12,835	12,865	12,930	12,916	12,572
Banten	14,338	14,235	14,368	14,468	14,620	14,920	14,339
Bali	9,791	9,791	9,840	9,840	9,996	9,996	9,800
Nusa Tenggara Barat	13,296	13,296	13,342	13,411	13,349	13,416	13,185
Nusa Tenggara Timur	15,116	15,364	15,378	15,411	15,438	15,438	14,968
Kalimantan Barat	12,714	12,727	12,751	12,751	12,751	12,776	12,588
Kalimantan Tengah	12,317	12,344	12,374	12,347	12,347	12,347	12,264
Kalimantan Selatan	11,500	11,500	11,425	11,904	11,715	11,764	11,535
Kalimantan Timur	16,549	16,674	16,779	17,043	17,043	17,043	16,315
Sulawesi Utara	13,416	13,416	13,463	13,827	13,702	13,821	13,463
Sulawesi Tengah	12,243	12,494	12,604	12,587	12,565	12,565	12,326
Sulawesi Selatan	11,136	11,117	11,347	11,347	11,347	11,347	11,018
Sulawesi Tenggara	12,898	13,039	13,062	13,415	13,546	13,754	13,042
Gorontalo	11,863	11,863	11,863	11,863	11,843	11,843	11,741
Sulawesi Barat	13,377	13,211	13,211	13,123	13,123	13,123	13,245
Maluku	13,684	13,684	13,918	13,918	14,641	14,785	13,784
Maluku Utara	15,170	15,232	15,461	15,543	15,543	15,543	15,138
Papua Barat	16,216	16,216	17,004	16,689	17,076	17,954	16,342
Papua	16,449	16,404	17,224	17,224	17,224	17,275	16,635
Nasional	12,472	12,504	12,622	12,712	12,780	12,873	12,442

Tabel 1.106
Harga Konsumen Perdesaan Kelompok Bahan Makanan, 2010
Bumbu Masak (Rp/Bungkus)

Provinsi	Januari	Februari	Maret	April	Mei	Juni
(1)	(2)	(3)	(4)	(5)	(6)	(7)
Aceh	2,249	2,249	2,249	2,249	2,249	2,249
Sumatera Utara	2,903	2,923	2,889	2,889	2,889	2,889
Sumatera Barat	2,651	2,651	2,651	2,651	2,651	2,651
Riau	2,421	2,421	2,451	2,451	2,451	2,451
Jambi	2,091	2,091	2,091	2,091	2,211	2,211
Sumatera Selatan	2,436	2,496	2,496	2,496	2,496	2,496
Bengkulu	1,991	1,991	2,082	2,220	2,220	2,220
Lampung	2,091	2,091	2,138	2,138	2,138	2,242
Kep. Bangka Belitung	2,084	2,084	2,219	2,219	2,219	2,219
Kepulauan Riau	3,315	3,315	3,315	3,315	3,315	3,315
Jawa Barat	2,405	2,401	2,415	2,413	2,416	2,418
Jawa Tengah	2,331	2,321	2,323	2,344	2,345	2,345
D. I. Yogyakarta	2,380	2,383	2,383	2,412	2,467	2,467
Jawa Timur	2,390	2,394	2,402	2,412	2,412	2,419
Banten	3,116	3,190	3,190	3,199	3,199	3,214
Bali	2,653	2,653	2,653	2,653	2,653	2,653
Nusa Tenggara Barat	2,987	2,963	3,038	3,038	3,053	3,040
Nusa Tenggara Timur	2,845	2,952	2,961	3,011	3,011	3,045
Kalimantan Barat	2,559	2,559	2,559	2,559	2,559	2,559
Kalimantan Tengah	2,715	2,754	2,754	2,790	2,790	2,783
Kalimantan Selatan	2,374	2,374	2,374	2,359	2,359	2,359
Kalimantan Timur	2,942	3,147	3,433	3,433	3,458	3,458
Sulawesi Utara	2,531	2,531	2,531	2,531	2,531	2,531
Sulawesi Tengah	2,344	2,344	2,359	2,359	2,359	2,359
Sulawesi Selatan	2,702	2,702	2,702	2,702	2,702	2,684
Sulawesi Tenggara	2,509	2,509	2,532	2,546	2,546	2,546
Gorontalo	2,758	2,758	2,758	2,758	2,758	2,758
Sulawesi Barat	2,228	2,228	2,251	2,251	2,251	2,251
Maluku	2,491	2,491	2,491	2,491	2,491	2,491
Maluku Utara	3,140	3,140	3,105	3,105	3,335	3,335
Papua Barat	3,171	3,315	3,315	3,442	3,442	3,442
Papua	3,880	3,826	3,826	3,826	3,826	3,826
Nasional	2,615	2,633	2,654	2,667	2,681	2,685

Lanjutan Tabel 1.106

Provinsi	Juli	Agustus	September	Oktober	November	Desember	Rata-rata
(1)	(8)	(9)	(10)	(11)	(12)	(13)	(14)
Aceh	2,221	2,221	2,221	2,221	2,290	2,290	2,246
Sumatera Utara	2,938	2,938	2,938	2,938	2,938	2,948	2,919
Sumatera Barat	2,651	2,651	2,651	2,651	2,651	2,651	2,651
Riau	2,578	2,578	2,578	2,578	2,578	2,578	2,509
Jambi	2,194	2,194	2,194	2,194	2,197	2,197	2,163
Sumatera Selatan	2,529	2,529	2,529	2,529	2,529	2,529	2,508
Bengkulu	2,220	2,321	2,321	2,357	2,357	2,462	2,230
Lampung	2,242	2,242	2,242	2,242	2,242	2,242	2,191
Kep. Bangka Belitung	2,219	2,219	2,219	2,219	2,219	2,219	2,196
Kepulauan Riau	3,315	3,315	3,315	3,315	3,315	3,315	3,315
Jawa Barat	2,428	2,459	2,468	2,468	2,468	2,468	2,435
Jawa Tengah	2,348	2,357	2,363	2,392	2,392	2,392	2,354
D. I. Yogyakarta	2,537	2,537	2,485	2,485	2,586	2,574	2,475
Jawa Timur	2,437	2,440	2,455	2,472	2,485	2,496	2,435
Banten	3,214	3,239	3,239	3,239	3,239	3,239	3,210
Bali	2,653	2,653	2,653	2,653	2,653	2,653	2,653
Nusa Tenggara Barat	3,040	3,094	3,209	3,206	3,209	3,209	3,091
Nusa Tenggara Timur	3,075	3,075	3,157	3,157	3,157	3,157	3,050
Kalimantan Barat	2,559	2,559	2,559	2,559	2,559	2,576	2,560
Kalimantan Tengah	2,758	2,758	2,758	2,758	2,758	2,758	2,761
Kalimantan Selatan	2,359	2,359	2,359	2,359	2,359	2,359	2,363
Kalimantan Timur	3,510	3,795	3,795	3,767	3,767	3,767	3,522
Sulawesi Utara	2,531	2,531	2,498	2,498	2,617	2,617	2,540
Sulawesi Tengah	2,359	2,369	2,369	2,366	2,400	2,400	2,366
Sulawesi Selatan	2,684	2,684	2,684	2,684	2,684	2,684	2,691
Sulawesi Tenggara	2,548	2,548	2,548	2,582	2,590	2,590	2,550
Gorontalo	2,789	2,820	2,820	2,820	2,864	2,864	2,794
Sulawesi Barat	2,251	2,259	2,259	2,184	2,184	2,184	2,232
Maluku	2,491	2,491	2,491	2,491	2,491	2,523	2,494
Maluku Utara	3,300	3,386	3,386	3,386	3,386	3,386	3,282
Papua Barat	3,442	3,442	3,701	3,701	3,676	3,774	3,489
Papua	3,826	3,826	3,826	3,826	3,762	3,762	3,820
Nasional	2,695	2,715	2,728	2,728	2,738	2,746	2,690

Tabel 1.107
Harga Konsumen Perdesaan Kelompok Bahan Makanan, 2010
Terasi Udang (Rp/Ons)

Provinsi	Januari	Februari	Maret	April	Mei	Juni
(1)	(2)	(3)	(4)	(5)	(6)	(7)
Aceh	2,356	2,356	2,356	2,356	2,356	2,537
Sumatera Utara	2,129	2,304	2,534	2,454	2,454	2,454
Sumatera Barat	1,795	1,795	1,813	1,796	1,796	1,796
Riau	2,078	2,116	2,271	2,251	2,221	2,221
Jambi	1,771	1,771	1,771	1,771	1,771	1,771
Sumatera Selatan	3,196	3,196	3,359	3,359	3,359	3,359
Bengkulu	2,477	2,477	2,477	2,477	2,477	2,477
Lampung	2,270	2,270	2,270	2,270	2,270	2,270
Kep. Bangka Belitung	3,262	3,262	3,242	3,477	3,477	3,497
Kepulauan Riau	3,592	3,592	3,592	3,592	3,592	3,592
Jawa Barat	2,269	2,284	2,267	2,267	2,267	2,284
Jawa Tengah	2,676	2,688	2,698	2,701	2,696	2,726
D. I. Yogyakarta	2,100	2,203	2,203	2,203	2,203	2,203
Jawa Timur	3,355	3,467	3,449	3,455	3,483	3,529
Banten	2,383	2,383	2,383	2,400	2,400	2,400
Bali	1,747	1,768	1,749	1,744	1,764	1,788
Nusa Tenggara Barat	3,102	2,912	3,094	3,212	3,212	3,226
Nusa Tenggara Timur	2,125	2,125	2,125	2,125	2,125	2,125
Kalimantan Barat	2,453	2,453	2,453	2,453	2,453	2,453
Kalimantan Tengah	2,606	2,606	2,606	2,622	2,660	2,660
Kalimantan Selatan	2,695	2,695	2,695	2,685	2,685	2,685
Kalimantan Timur	3,872	3,912	4,086	4,086	4,573	4,573
Sulawesi Utara	2,477	2,477	2,477	2,477	2,477	2,477
Sulawesi Tengah	2,205	2,205	2,205	2,227	2,227	2,351
Sulawesi Selatan	1,961	1,961	1,961	1,961	1,961	1,961
Sulawesi Tenggara	2,345	2,345	2,345	2,512	2,512	2,512
Gorontalo	2,943	2,943	2,943	2,943	2,943	2,851
Sulawesi Barat	2,144	2,144	2,144	2,144	2,144	2,144
Maluku	3,286	3,286	3,286	3,286	3,286	3,286
Maluku Utara	2,950	2,950	2,950	2,950	2,950	2,950
Papua Barat	4,500	4,413	4,781	4,781	4,781	4,781
Papua	4,354	4,354	4,354	4,354	4,354	4,354
Nasional	2,671	2,679	2,717	2,731	2,748	2,759

Lanjutan Tabel 1.107

Provinsi	Juli	Agustus	September	Oktober	November	Desember	Rata-rata
(1)	(8)	(9)	(10)	(11)	(12)	(13)	(14)
Aceh	2,537	2,537	2,537	2,537	2,537	2,537	2,462
Sumatera Utara	2,695	2,695	2,695	2,695	2,695	2,711	2,543
Sumatera Barat	1,796	1,796	1,796	1,796	1,796	1,796	1,798
Riau	2,373	2,373	2,373	2,373	2,373	2,373	2,283
Jambi	1,771	1,771	1,771	1,771	1,771	1,771	1,771
Sumatera Selatan	3,359	3,359	3,359	3,359	3,359	3,359	3,331
Bengkulu	2,477	2,477	2,477	2,477	2,477	2,477	2,477
Lampung	2,346	2,346	2,346	2,346	2,303	2,355	2,305
Kep. Bangka Belitung	3,434	3,434	3,434	3,383	3,383	3,383	3,389
Kepulauan Riau	3,592	3,592	3,592	3,592	3,592	3,592	3,592
Jawa Barat	2,306	2,306	2,332	2,332	2,340	2,347	2,300
Jawa Tengah	2,789	2,791	2,819	2,842	2,870	2,899	2,766
D. I. Yogyakarta	2,203	2,203	2,203	2,203	2,203	2,242	2,197
Jawa Timur	3,632	3,708	3,717	3,788	3,849	3,838	3,606
Banten	2,400	2,400	2,400	2,585	2,585	2,585	2,442
Bali	1,788	1,792	1,792	1,792	1,806	1,827	1,780
Nusa Tenggara Barat	3,226	3,226	3,226	3,226	3,239	3,239	3,178
Nusa Tenggara Timur	2,226	2,429	2,429	2,429	2,429	2,429	2,260
Kalimantan Barat	2,453	2,453	2,453	2,453	2,453	2,453	2,453
Kalimantan Tengah	2,660	2,660	2,660	2,694	2,694	2,694	2,652
Kalimantan Selatan	2,685	2,685	2,685	2,685	2,685	2,685	2,687
Kalimantan Timur	4,790	4,790	4,790	4,790	4,790	4,790	4,487
Sulawesi Utara	2,477	2,624	2,624	2,770	2,902	2,902	2,597
Sulawesi Tengah	2,351	2,481	2,481	2,481	2,530	2,530	2,356
Sulawesi Selatan	1,961	1,961	1,961	1,961	1,961	1,961	1,961
Sulawesi Tenggara	2,512	2,680	2,680	2,680	2,680	2,680	2,540
Gorontalo	2,851	3,157	3,157	3,157	3,157	3,157	3,017
Sulawesi Barat	2,144	2,273	2,273	2,273	2,273	2,273	2,198
Maluku	3,286	3,286	3,286	3,286	3,286	3,833	3,331
Maluku Utara	2,950	2,950	2,950	2,950	2,950	2,950	2,950
Papua Barat	4,781	4,836	4,836	5,440	5,811	6,157	4,992
Papua	4,354	4,354	4,354	4,354	4,354	4,354	4,354
Nasional	2,788	2,826	2,828	2,859	2,879	2,912	2,783

Tabel 1.108
Harga Konsumen Perdesaan Kelompok Bahan Makanan, 2010
Kemiri (Rp/Kg)

Provinsi	Januari	Februari	Maret	April	Mei	Juni
(1)	(2)	(3)	(4)	(5)	(6)	(7)
Aceh	14,735	14,735	14,735	14,735	14,735	14,735
Sumatera Utara	19,234	20,105	19,787	19,945	20,033	20,033
Sumatera Barat	17,319	17,094	17,411	17,411	16,700	16,700
Riau	14,400	14,400	14,400	14,400	14,400	14,400
Jambi	19,813	21,229	21,229	21,229	21,229	25,474
Sumatera Selatan	17,995	17,995	17,995	17,995	17,995	17,995
Bengkulu	15,336	15,336	15,336	15,336	15,336	15,336
Lampung	16,295	16,295	16,295	16,295	16,295	18,124
Kep. Bangka Belitung	20,751	20,751	22,009	21,208	21,208	21,208
Kepulauan Riau	20,946	20,946	20,946	20,946	20,946	22,622
Jawa Barat	17,599	18,036	18,213	18,066	18,351	19,013
Jawa Tengah	16,146	16,550	16,874	17,195	17,373	18,595
D. I. Yogyakarta	14,526	14,499	14,573	14,978	15,680	17,559
Jawa Timur	16,216	16,682	17,108	17,572	17,783	18,668
Banten	17,901	17,656	17,759	18,050	18,551	19,804
Bali	16,356	16,356	16,847	17,714	17,524	17,954
Nusa Tenggara Barat	17,209	19,295	18,301	18,633	18,182	18,549
Nusa Tenggara Timur	15,357	17,184	17,324	17,530	17,530	17,530
Kalimantan Barat	21,694	21,436	22,776	24,674	24,674	25,702
Kalimantan Tengah	18,884	18,884	18,884	19,010	19,442	18,853
Kalimantan Selatan	20,569	21,097	21,097	20,981	21,820	21,820
Kalimantan Timur	23,549	23,213	23,213	23,213	27,512	27,512
Sulawesi Utara	14,208	14,208	14,208	13,903	14,020	14,020
Sulawesi Tengah	16,871	17,367	17,974	17,904	17,904	17,904
Sulawesi Selatan	15,303	15,303	15,303	15,850	16,416	16,416
Sulawesi Tenggara	13,282	12,776	12,878	12,943	13,175	13,247
Gorontalo	12,867	14,301	15,701	16,748	19,071	21,444
Sulawesi Barat	16,567	17,487	18,135	18,135	18,891	18,891
Maluku	20,588	20,588	20,588	20,588	20,588	20,588
Maluku Utara	26,558	26,558	27,506	27,506	28,489	28,489
Papua Barat	27,304	27,304	27,304	27,304	26,735	26,735
Papua	22,409	22,943	22,943	22,943	22,465	24,337
Nasional	18,087	18,394	18,614	18,779	19,095	19,695

Lanjutan Tabel 1.108

Provinsi	Juli	Agustus	September	Oktober	November	Desember	Rata-rata
(1)	(8)	(9)	(10)	(11)	(12)	(13)	(14)
Aceh	14,951	14,951	15,263	15,263	15,687	15,687	15,018
Sumatera Utara	20,749	20,806	21,250	21,791	21,791	22,532	20,671
Sumatera Barat	19,324	20,014	20,404	20,404	20,868	22,273	18,827
Riau	14,700	14,333	14,333	14,333	14,333	14,333	14,397
Jambi	25,474	25,474	26,889	26,889	28,010	28,010	24,246
Sumatera Selatan	18,558	18,171	18,171	17,902	18,141	19,005	18,160
Bengkulu	13,419	13,419	13,419	13,419	13,419	13,419	14,377
Lampung	18,124	18,124	18,577	18,577	18,577	18,577	17,513
Kep. Bangka Belitung	23,136	24,293	24,293	24,200	24,200	24,933	22,682
Kepulauan Riau	21,329	21,329	24,529	24,529	26,491	26,491	22,671
Jawa Barat	20,994	22,600	23,125	25,597	26,495	26,693	21,232
Jawa Tengah	20,956	22,158	24,086	25,188	25,729	27,171	20,668
D. I. Yogyakarta	20,366	20,763	21,406	21,946	22,708	23,058	18,505
Jawa Timur	22,424	23,858	24,862	25,281	27,513	28,639	21,384
Banten	21,227	22,043	22,483	26,240	27,148	27,864	21,394
Bali	20,840	22,100	22,975	22,975	22,975	23,659	19,856
Nusa Tenggara Barat	19,009	20,017	22,498	22,498	23,214	23,214	20,052
Nusa Tenggara Timur	19,951	20,521	20,582	20,582	20,689	21,208	18,832
Kalimantan Barat	25,702	25,702	26,481	27,484	28,575	30,739	25,470
Kalimantan Tengah	19,710	19,411	19,411	19,800	19,800	19,800	19,324
Kalimantan Selatan	22,547	25,223	24,607	26,707	25,609	26,889	23,247
Kalimantan Timur	26,511	26,511	26,865	28,784	28,784	28,784	26,204
Sulawesi Utara	14,020	15,355	14,990	14,990	14,763	14,763	14,454
Sulawesi Tengah	18,028	19,774	19,912	21,073	21,073	21,337	18,927
Sulawesi Selatan	18,981	20,201	20,201	20,098	19,992	19,992	17,838
Sulawesi Tenggara	13,543	13,924	15,084	15,109	15,589	17,259	14,067
Gorontalo	24,182	27,905	25,579	26,274	26,985	27,396	21,538
Sulawesi Barat	19,685	21,018	21,018	21,018	21,018	21,543	19,450
Maluku	22,304	22,304	25,092	26,287	26,287	25,193	22,583
Maluku Utara	28,489	28,489	28,489	28,489	28,489	28,489	28,003
Papua Barat	26,735	30,554	30,554	29,536	29,536	29,536	28,261
Papua	25,843	26,023	26,023	27,231	27,231	27,836	24,852
Nasional	20,682	21,480	21,983	22,515	22,866	23,322	20,459

Tabel 1.109
Harga Konsumen Perdesaan Kelompok Bahan Makanan, 2010
Asam Jawa (Rp/Kg)

Provinsi	Januari	Februari	Maret	April	Mei	Juni
(1)	(2)	(3)	(4)	(5)	(6)	(7)
Aceh	9,634	9,634	9,634	10,510	10,510	11,094
Sumatera Utara	9,300	9,989	9,989	9,989	9,989	9,989
Sumatera Barat	9,779	9,779	9,779	9,779	9,779	9,779
Riau	9,907	9,907	10,898	10,898	10,898	10,898
Jambi	9,263	9,263	9,263	9,263	9,263	9,649
Sumatera Selatan	7,926	7,926	7,926	7,926	7,926	7,926
Bengkulu	7,497	7,497	7,497	7,497	7,497	7,497
Lampung	7,026	7,026	7,026	7,318	7,318	7,318
Kep. Bangka Belitung	8,181	8,181	8,181	8,181	8,181	8,181
Kepulauan Riau	8,250	8,250	8,250	8,250	8,250	8,250
Jawa Barat	9,555	9,926	10,248	10,248	10,276	10,335
Jawa Tengah	6,151	6,332	6,396	6,626	6,789	6,869
D. I. Yogyakarta	5,349	5,617	5,617	5,617	5,617	5,617
Jawa Timur	7,112	7,168	7,281	7,299	7,254	7,412
Banten	8,457	9,197	9,197	9,504	9,504	9,504
Bali	7,094	7,006	7,006	7,006	7,061	7,114
Nusa Tenggara Barat	5,648	5,738	5,738	5,951	5,951	5,951
Nusa Tenggara Timur	5,490	5,185	5,185	5,185	5,185	5,185
Kalimantan Barat	11,310	11,020	11,020	11,020	11,020	11,020
Kalimantan Tengah	12,304	12,863	12,863	12,922	12,922	12,922
Kalimantan Selatan	9,037	9,037	9,037	9,037	9,037	9,037
Kalimantan Timur	7,761	7,462	7,827	7,827	7,827	7,827
Sulawesi Utara	11,302	11,302	11,302	11,302	11,302	11,302
Sulawesi Tengah	10,930	11,210	11,210	11,210	11,325	11,581
Sulawesi Selatan	12,125	13,136	13,136	13,136	13,136	13,136
Sulawesi Tenggara	7,945	8,172	8,201	8,348	8,695	8,454
Gorontalo	11,608	11,608	11,608	11,608	11,608	11,608
Sulawesi Barat	8,883	8,722	9,448	9,448	9,448	9,448
Maluku	12,191	12,191	12,191	12,191	12,191	12,191
Maluku Utara	13,519	13,519	13,519	13,519	13,519	13,699
Papua Barat	12,500	11,167	13,400	14,517	14,517	14,517
Papua	14,286	14,286	14,286	14,286	14,286	14,286
Nasional	9,291	9,354	9,505	9,607	9,628	9,675

Lanjutan Tabel 1.109

Provinsi	Juli	Agustus	September	Oktober	November	Desember	Rata-rata
(1)	(8)	(9)	(10)	(11)	(12)	(13)	(14)
Aceh	10,888	9,945	9,945	9,945	9,945	9,945	10,136
Sumatera Utara	9,989	9,989	9,989	9,989	9,989	9,989	9,932
Sumatera Barat	9,779	9,779	9,779	9,779	9,779	9,779	9,779
Riau	11,261	11,261	11,261	11,261	11,261	11,261	10,914
Jambi	9,649	11,257	11,257	11,257	11,257	11,257	10,158
Sumatera Selatan	7,926	7,926	7,926	7,926	7,926	8,818	8,001
Bengkulu	7,497	7,765	7,765	7,765	7,765	7,765	7,609
Lampung	7,318	7,318	7,318	7,318	7,318	7,318	7,245
Kep. Bangka Belitung	8,181	8,181	8,181	8,181	8,181	8,925	8,243
Kepulauan Riau	8,250	8,250	8,250	8,250	8,250	8,250	8,250
Jawa Barat	10,879	10,879	11,374	11,461	11,652	11,734	10,714
Jawa Tengah	6,852	6,897	6,913	6,982	7,047	7,280	6,761
D. I. Yogyakarta	5,617	5,617	5,617	5,617	5,617	5,968	5,623
Jawa Timur	7,861	7,943	7,767	7,746	7,991	8,455	7,607
Banten	9,504	9,504	9,504	9,504	9,504	9,504	9,366
Bali	7,114	7,212	6,984	7,126	7,225	7,693	7,137
Nusa Tenggara Barat	5,951	5,736	5,736	5,736	5,736	5,736	5,801
Nusa Tenggara Timur	5,704	5,704	5,704	6,060	6,060	6,060	5,559
Kalimantan Barat	11,020	11,020	11,479	11,479	11,479	11,479	11,197
Kalimantan Tengah	12,922	12,922	12,922	13,215	13,215	13,215	12,934
Kalimantan Selatan	9,037	9,682	9,394	9,730	9,480	9,480	9,252
Kalimantan Timur	7,827	7,827	7,827	7,827	7,932	7,932	7,809
Sulawesi Utara	11,302	11,302	11,302	11,302	11,302	11,302	11,302
Sulawesi Tengah	11,581	11,654	11,953	12,137	12,324	12,617	11,644
Sulawesi Selatan	13,218	13,218	14,143	14,143	15,835	15,835	13,683
Sulawesi Tenggara	9,078	9,026	9,026	8,874	9,254	9,254	8,694
Gorontalo	11,608	11,608	11,608	11,608	11,608	11,608	11,608
Sulawesi Barat	9,448	10,031	11,247	10,992	10,992	10,992	9,925
Maluku	12,191	12,191	12,191	12,191	12,191	13,207	12,276
Maluku Utara	13,699	12,672	14,192	14,192	14,192	14,192	13,703
Papua Barat	14,517	14,517	14,517	16,936	16,936	16,936	14,581
Papua	14,286	14,286	14,286	14,286	14,286	14,558	14,308
Nasional	9,749	9,785	9,917	10,026	10,110	10,261	9,742

Tabel 1.110
Harga Konsumen Perdesaan Kelompok Bahan Makanan, 2010
Gula Merah (Rp/Kg)

Provinsi	Januari	Februari	Maret	April	Mei	Juni
(1)	(2)	(3)	(4)	(5)	(6)	(7)
Aceh	12,426	12,484	12,673	12,509	12,651	13,418
Sumatera Utara	12,082	11,736	12,025	12,976	13,274	13,447
Sumatera Barat	10,758	10,933	10,868	11,062	10,949	11,002
Riau	9,437	9,437	9,470	9,581	9,671	9,734
Jambi	9,395	9,865	9,807	9,910	9,709	10,114
Sumatera Selatan	11,057	11,612	11,494	11,653	12,144	11,955
Bengkulu	12,762	12,313	12,630	12,277	13,193	13,701
Lampung	9,610	9,880	9,986	9,986	9,859	10,046
Kep. Bangka Belitung	9,202	9,520	9,520	9,233	9,203	9,016
Kepulauan Riau	10,156	10,156	10,562	10,562	10,562	10,210
Jawa Barat	9,329	9,547	9,398	10,016	10,110	10,276
Jawa Tengah	8,692	8,696	8,741	8,797	8,686	8,666
D. I. Yogyakarta	9,402	9,300	9,502	9,345	9,350	9,238
Jawa Timur	8,506	8,600	8,587	8,661	8,563	8,613
Banten	10,108	9,918	9,918	9,918	9,918	9,969
Bali	10,326	10,720	10,684	10,724	11,222	11,382
Nusa Tenggara Barat	11,142	11,010	11,933	11,459	11,670	11,300
Nusa Tenggara Timur	10,231	12,241	12,022	12,022	12,022	12,452
Kalimantan Barat	9,984	10,032	10,128	10,097	9,894	9,759
Kalimantan Tengah	10,002	10,329	10,329	10,452	10,568	10,568
Kalimantan Selatan	11,744	11,651	11,689	11,771	11,957	12,031
Kalimantan Timur	13,239	14,686	14,398	15,272	15,272	14,872
Sulawesi Utara	8,206	8,206	7,864	7,864	8,009	8,009
Sulawesi Tengah	10,346	10,460	10,958	10,987	11,033	11,679
Sulawesi Selatan	10,357	10,564	10,617	10,725	10,298	10,594
Sulawesi Tenggara	9,603	10,149	10,327	10,327	10,288	10,353
Gorontalo	8,813	8,833	8,801	8,924	9,952	9,339
Sulawesi Barat	8,614	9,319	9,467	9,467	9,467	9,642
Maluku	9,561	9,827	9,900	9,716	9,716	9,522
Maluku Utara	14,373	14,373	14,373	14,373	13,963	13,963
Papua Barat	15,013	15,499	15,154	15,365	15,548	15,640
Papua	15,804	16,463	16,051	16,553	17,243	17,108
Nasional	10,634	10,886	10,934	11,018	11,124	11,176

Lanjutan Tabel 1.110

Provinsi	Juli	Agustus	September	Oktober	November	Desember	Rata-rata
(1)	(8)	(9)	(10)	(11)	(12)	(13)	(14)
Aceh	14,028	14,095	14,095	14,186	13,900	13,900	13,364
Sumatera Utara	13,560	14,246	14,507	14,265	14,550	15,379	13,504
Sumatera Barat	11,964	12,691	12,691	12,965	12,887	12,887	11,805
Riau	9,992	10,050	10,050	10,050	10,050	10,381	9,825
Jambi	10,176	10,223	10,254	10,254	10,386	10,406	10,041
Sumatera Selatan	12,354	12,775	13,069	12,919	13,165	14,001	12,350
Bengkulu	14,125	15,839	15,839	15,919	16,019	16,453	14,256
Lampung	10,168	11,148	11,100	11,207	11,120	11,552	10,472
Kep. Bangka Belitung	9,016	9,316	9,316	9,187	9,546	10,057	9,344
Kepulauan Riau	10,210	10,210	10,210	10,040	10,259	10,259	10,283
Jawa Barat	10,838	11,124	11,662	11,733	11,823	12,010	10,655
Jawa Tengah	8,758	9,147	9,199	9,102	9,143	9,228	8,905
D. I. Yogyakarta	9,640	9,863	10,421	10,338	10,541	10,934	9,823
Jawa Timur	8,698	8,828	8,898	8,938	8,972	8,886	8,729
Banten	10,011	10,963	10,729	10,587	10,628	10,509	10,265
Bali	11,636	11,687	11,669	11,692	12,152	12,855	11,396
Nusa Tenggara Barat	11,626	12,425	12,944	12,944	12,944	12,944	12,028
Nusa Tenggara Timur	12,452	12,452	13,074	13,448	13,986	13,986	12,532
Kalimantan Barat	9,761	9,880	9,945	9,870	10,110	10,126	9,966
Kalimantan Tengah	10,568	10,182	10,182	10,267	10,267	10,267	10,332
Kalimantan Selatan	12,031	12,138	12,297	12,563	12,431	12,684	12,082
Kalimantan Timur	15,079	15,338	15,519	15,179	15,268	15,268	14,949
Sulawesi Utara	9,415	9,347	9,488	10,542	10,834	11,891	9,140
Sulawesi Tengah	12,215	13,095	13,062	12,890	13,239	13,121	11,924
Sulawesi Selatan	10,696	10,815	11,043	11,043	10,945	11,258	10,746
Sulawesi Tenggara	10,655	12,465	12,642	12,790	12,627	12,627	11,238
Gorontalo	9,416	10,201	11,537	11,640	14,152	13,382	10,416
Sulawesi Barat	9,642	9,795	10,249	10,021	9,835	10,304	9,652
Maluku	9,998	10,206	10,434	10,434	10,434	10,434	10,015
Maluku Utara	13,870	15,909	15,646	15,675	15,897	15,579	14,833
Papua Barat	16,075	16,412	16,321	16,457	17,142	17,118	15,979
Papua	17,108	17,643	17,643	17,643	17,643	17,643	17,045
Nasional	11,431	11,891	12,054	12,087	12,278	12,448	11,497

Tabel 1.111
Harga Konsumen Perdesaan Kelompok Bahan Makanan, 2010
Ketumbar (Rp/Ons)

Provinsi	Januari	Februari	Maret	April	Mei	Juni
(1)	(2)	(3)	(4)	(5)	(6)	(7)
Aceh	2,679	2,679	2,679	2,679	2,679	2,679
Sumatera Utara	2,525	2,546	2,546	2,546	2,574	2,574
Sumatera Barat	3,179	3,179	3,179	3,179	3,073	3,073
Riau	2,790	2,790	2,790	2,790	2,790	2,790
Jambi	3,147	3,147	3,147	3,147	3,147	3,127
Sumatera Selatan	2,629	2,629	2,629	2,629	2,629	2,804
Bengkulu	3,846	3,692	3,692	3,496	4,195	4,195
Lampung	2,332	2,405	2,405	2,405	2,520	2,430
Kep. Bangka Belitung	3,114	3,114	3,114	3,114	3,114	3,114
Kepulauan Riau	3,690	3,690	3,690	3,690	3,690	3,690
Jawa Barat	2,462	2,411	2,456	2,479	2,465	2,534
Jawa Tengah	2,138	2,161	2,200	2,251	2,240	2,248
D. I. Yogyakarta	5,390	5,227	5,385	5,385	5,324	5,393
Jawa Timur	2,417	2,416	2,428	2,407	2,426	2,443
Banten	1,835	1,908	1,908	1,908	1,926	1,964
Bali	3,484	3,548	3,548	3,580	3,580	3,743
Nusa Tenggara Barat	3,633	3,628	3,598	3,778	3,652	3,652
Nusa Tenggara Timur	3,910	3,910	3,910	4,003	4,003	4,003
Kalimantan Barat	3,779	3,846	3,846	3,846	3,846	3,791
Kalimantan Tengah	4,200	4,200	4,200	4,230	4,230	4,230
Kalimantan Selatan	3,058	3,058	3,058	3,102	3,102	3,102
Kalimantan Timur	4,700	4,843	4,931	4,931	5,027	5,027
Sulawesi Utara	3,143	3,143	3,143	3,143	3,143	3,143
Sulawesi Tengah	2,656	2,764	2,764	2,708	2,669	2,669
Sulawesi Selatan	1,564	1,564	1,564	1,564	1,564	1,545
Sulawesi Tenggara	2,930	3,006	3,068	3,178	3,178	3,157
Gorontalo	3,265	3,265	3,296	3,296	3,488	3,442
Sulawesi Barat	3,407	3,180	3,180	3,180	3,180	3,180
Maluku	6,509	6,608	6,608	6,424	6,608	6,608
Maluku Utara	6,851	6,851	6,851	6,508	6,248	6,248
Papua Barat	5,320	5,616	5,616	5,803	5,803	5,803
Papua	5,357	5,357	5,357	5,268	4,785	4,671
Nasional	3,498	3,512	3,525	3,520	3,528	3,534

Lanjutan Tabel 1.111

Provinsi	Juli	Agustus	September	Oktober	November	Desember	Rata-rata
(1)	(8)	(9)	(10)	(11)	(12)	(13)	(14)
Aceh	2,625	2,625	2,756	2,756	2,756	2,756	2,696
Sumatera Utara	2,625	2,625	2,661	2,617	2,669	2,625	2,594
Sumatera Barat	3,073	3,073	3,073	3,073	3,329	3,329	3,151
Riau	2,929	2,929	2,875	2,875	2,875	2,875	2,842
Jambi	3,127	3,127	3,257	3,257	3,257	3,393	3,190
Sumatera Selatan	2,875	2,875	2,875	2,875	2,875	3,114	2,786
Bengkulu	3,985	3,985	3,985	4,144	4,144	4,835	4,016
Lampung	2,430	2,430	2,430	2,430	2,430	2,430	2,423
Kep. Bangka Belitung	3,114	3,114	3,114	3,114	3,114	3,114	3,114
Kepulauan Riau	3,690	3,690	3,937	3,937	3,937	3,937	3,772
Jawa Barat	2,658	2,658	2,634	2,651	2,610	2,567	2,549
Jawa Tengah	2,271	2,306	2,303	2,359	2,356	2,355	2,266
D. I. Yogyakarta	5,295	5,399	5,703	5,494	5,633	5,871	5,458
Jawa Timur	2,466	2,530	2,568	2,553	2,610	2,657	2,494
Banten	1,964	1,995	1,995	1,955	1,955	1,971	1,940
Bali	3,743	3,743	3,743	3,626	3,650	3,716	3,642
Nusa Tenggara Barat	3,652	3,818	3,786	3,786	3,786	3,786	3,713
Nusa Tenggara Timur	4,003	4,003	4,003	3,908	3,908	4,019	3,965
Kalimantan Barat	3,791	3,791	3,791	3,791	3,874	3,874	3,822
Kalimantan Tengah	4,071	4,316	4,316	4,196	4,196	4,196	4,215
Kalimantan Selatan	3,102	3,102	3,102	3,102	3,102	3,102	3,091
Kalimantan Timur	4,875	4,919	4,885	4,667	4,667	4,667	4,845
Sulawesi Utara	3,143	3,143	3,143	3,143	3,143	3,143	3,143
Sulawesi Tengah	2,717	2,966	2,913	2,982	3,040	2,993	2,820
Sulawesi Selatan	1,545	1,697	1,659	1,659	1,678	1,678	1,607
Sulawesi Tenggara	3,137	3,151	3,281	3,296	3,314	3,314	3,168
Gorontalo	3,442	3,808	3,558	3,755	3,638	3,540	3,483
Sulawesi Barat	3,180	3,180	3,180	3,180	3,180	3,180	3,199
Maluku	6,513	6,513	6,646	7,121	7,121	7,121	6,700
Maluku Utara	6,248	6,248	7,914	7,914	7,716	7,937	6,961
Papua Barat	5,803	6,286	6,286	6,286	6,735	6,735	6,008
Papua	4,671	4,671	5,190	5,190	5,190	5,190	5,075
Nasional	3,524	3,585	3,674	3,678	3,703	3,751	3,586

Tabel 1.112
Harga Konsumen Perdesaan Kelompok Bahan Makanan, 2010
Jinten (Rp/Ons)

Provinsi	Januari	Februari	Maret	April	Mei	Juni
(1)	(2)	(3)	(4)	(5)	(6)	(7)
Aceh	3,800	3,800	3,800	3,800	3,800	3,800
Sumatera Utara	4,100	4,100	4,100	4,100	4,100	4,100
Sumatera Barat	4,250	4,250	4,250	4,250	4,250	4,250
Riau	3,071	3,071	3,225	3,225	3,225	3,225
Jambi	3,938	3,938	3,938	3,828	3,956	3,956
Sumatera Selatan	4,000	4,000	4,000	4,000	4,000	4,000
Bengkulu	5,750	8,625	8,625	8,625	8,625	8,625
Lampung	3,750	3,750	3,750	3,750	3,750	3,750
Kep. Bangka Belitung	2,333	2,333	2,333	2,333	2,333	2,333
Kepulauan Riau	4,577	4,577	4,577	4,577	4,577	4,577
Jawa Barat	4,765	4,806	4,806	4,806	4,806	4,926
Jawa Tengah	3,417	3,360	3,338	3,319	3,366	3,445
D. I. Yogyakarta	2,215	2,585	2,585	2,585	2,585	2,585
Jawa Timur	3,626	3,666	3,652	3,624	3,610	3,687
Banten	3,464	3,464	3,464	3,464	3,464	3,464
Bali	2,986	3,086	3,086	3,086	3,086	3,086
Nusa Tenggara Barat	3,840	3,796	3,747	3,747	3,872	3,872
Nusa Tenggara Timur	2,750	2,750	2,750	2,750	2,750	2,750
Kalimantan Barat	3,705	3,705	3,705	3,705	3,705	3,746
Kalimantan Tengah	5,743	5,743	5,743	5,815	5,871	5,871
Kalimantan Selatan	4,594	4,594	4,594	4,594	4,594	4,594
Kalimantan Timur	6,690	6,690	6,690	6,690	6,783	6,783
Sulawesi Utara	3,504	3,504	3,504	3,504	3,504	3,504
Sulawesi Tengah	3,268	3,313	3,313	3,423	3,423	3,475
Sulawesi Selatan	2,500	2,500	2,500	2,500	2,500	2,375
Sulawesi Tenggara	3,672	3,672	3,672	3,672	3,672	3,601
Gorontalo	4,274	4,303	4,249	4,382	4,576	4,505
Sulawesi Barat	4,099	4,008	4,008	4,008	4,008	4,008
Maluku	6,933	6,860	6,784	6,623	7,001	7,335
Maluku Utara	6,052	6,052	6,052	5,548	5,825	5,825
Papua Barat	5,750	5,520	5,520	5,520	5,520	5,520
Papua	7,583	7,583	7,583	7,394	7,394	7,856
Nasional	4,219	4,313	4,311	4,289	4,329	4,357

Lanjutan Tabel 1.112

Provinsi	Juli	Agustus	September	Oktober	November	Desember	Rata-rata
(1)	(8)	(9)	(10)	(11)	(12)	(13)	(14)
Aceh	3,800	3,800	3,800	3,800	3,800	3,800	3,800
Sumatera Utara	4,271	4,271	4,353	4,198	4,372	4,372	4,203
Sumatera Barat	5,047	5,047	5,047	5,047	5,047	5,047	4,648
Riau	3,326	3,326	3,326	3,385	3,385	3,385	3,265
Jambi	4,066	4,066	3,969	4,189	4,189	4,015	4,004
Sumatera Selatan	4,000	4,114	4,114	4,114	4,114	4,286	4,062
Bengkulu	5,750	5,750	5,750	5,750	5,750	5,750	6,948
Lampung	3,750	3,750	3,750	3,750	3,750	3,750	3,750
Kep. Bangka Belitung	2,333	2,333	2,333	2,333	2,333	2,333	2,333
Kepulauan Riau	4,577	4,577	4,577	4,577	4,577	4,577	4,577
Jawa Barat	5,008	5,008	5,008	5,008	4,891	4,891	4,894
Jawa Tengah	3,446	3,495	3,432	3,373	3,554	3,585	3,428
D. I. Yogyakarta	2,872	2,872	2,872	2,872	2,872	2,872	2,698
Jawa Timur	3,702	3,751	3,767	3,744	3,756	3,789	3,698
Banten	3,464	3,464	3,464	3,464	3,464	3,464	3,464
Bali	3,086	3,086	3,086	3,086	3,086	3,127	3,081
Nusa Tenggara Barat	3,872	3,872	3,791	3,791	3,791	3,791	3,815
Nusa Tenggara Timur	2,750	2,750	2,750	2,658	2,658	2,765	2,736
Kalimantan Barat	3,746	3,746	3,746	3,824	3,847	3,847	3,752
Kalimantan Tengah	5,871	5,724	5,724	5,724	5,724	5,724	5,773
Kalimantan Selatan	4,594	4,594	4,594	4,594	4,594	4,594	4,594
Kalimantan Timur	6,541	6,541	6,541	6,541	6,541	6,541	6,631
Sulawesi Utara	3,504	3,504	3,504	4,205	4,205	4,415	3,697
Sulawesi Tengah	3,475	3,614	3,559	3,549	3,844	4,165	3,535
Sulawesi Selatan	2,375	2,375	2,375	2,375	2,375	2,375	2,427
Sulawesi Tenggara	3,721	3,721	3,887	3,887	3,845	3,845	3,739
Gorontalo	4,252	4,806	4,686	5,344	5,270	5,317	4,664
Sulawesi Barat	4,008	4,008	4,008	4,008	4,008	4,008	4,016
Maluku	6,920	6,920	7,030	7,632	7,632	7,632	7,108
Maluku Utara	6,408	6,408	7,209	6,488	6,218	6,218	6,192
Papua Barat	5,520	5,520	5,520	5,520	6,133	6,133	5,641
Papua	7,856	7,856	7,856	7,856	7,856	7,856	7,711
Nasional	4,310	4,333	4,357	4,396	4,421	4,446	4,340

Tabel 1.113
Harga Konsumen Perdesaan Kelompok Bahan Makanan, 2010
Kerupuk (Rp/Kg)

Provinsi	Januari	Februari	Maret	April	Mei	Juni
(1)	(2)	(3)	(4)	(5)	(6)	(7)
Aceh	11,656	11,656	11,656	11,656	11,656	11,656
Sumatera Utara	11,676	11,834	11,897	12,029	12,085	12,085
Sumatera Barat	12,421	12,421	12,368	12,541	13,231	13,231
Riau	14,176	14,176	14,484	14,715	14,829	14,763
Jambi	14,208	14,419	14,419	14,492	14,760	14,828
Sumatera Selatan	18,917	18,917	18,917	18,947	18,947	19,043
Bengkulu	17,636	17,636	17,122	17,254	17,254	18,152
Lampung	12,616	12,881	13,235	13,373	13,373	13,373
Kep. Bangka Belitung	18,959	18,959	18,959	18,520	18,520	18,520
Kepulauan Riau	18,777	19,392	19,650	20,406	20,406	20,144
Jawa Barat	12,243	12,538	12,563	12,579	12,660	12,717
Jawa Tengah	12,533	12,730	12,773	12,836	12,857	13,103
D. I. Yogyakarta	12,289	12,254	12,492	12,492	12,492	12,492
Jawa Timur	13,216	13,251	13,255	13,400	13,509	13,626
Banten	11,711	11,953	11,953	11,831	11,831	11,913
Bali	13,306	13,677	13,677	13,677	13,796	13,796
Nusa Tenggara Barat	11,772	11,395	11,892	11,892	11,892	11,919
Nusa Tenggara Timur	11,704	12,435	12,871	12,871	13,249	13,249
Kalimantan Barat	12,890	12,890	12,890	12,890	12,890	12,890
Kalimantan Tengah	16,750	16,641	16,868	16,918	16,947	16,947
Kalimantan Selatan	12,486	12,537	12,592	12,919	12,919	12,919
Kalimantan Timur	18,397	18,904	18,778	18,766	18,874	18,781
Sulawesi Utara	13,308	13,308	13,308	13,308	13,308	13,308
Sulawesi Tengah	10,469	10,469	10,469	10,508	10,508	10,508
Sulawesi Selatan	11,125	11,125	11,125	11,125	11,125	11,125
Sulawesi Tenggara	10,997	11,107	11,018	11,018	11,068	11,068
Gorontalo	12,444	12,444	12,225	12,225	12,171	12,171
Sulawesi Barat	11,172	11,037	11,727	11,873	12,165	12,165
Maluku	16,331	16,331	16,541	16,541	16,541	16,541
Maluku Utara	17,031	17,634	17,634	17,785	18,241	18,241
Papua Barat	16,618	16,143	16,566	16,039	16,266	16,266
Papua	16,836	18,072	18,072	18,072	18,072	17,548
Nasional	13,958	14,099	14,187	14,234	14,326	14,347

Lanjutan Tabel 1.113

Provinsi	Juli	Agustus	September	Oktober	November	Desember	Rata-rata
(1)	(8)	(9)	(10)	(11)	(12)	(13)	(14)
Aceh	11,685	11,685	11,733	11,883	12,036	12,036	11,749
Sumatera Utara	12,085	11,979	11,979	11,979	12,028	12,188	11,987
Sumatera Barat	13,305	13,305	13,203	13,368	13,611	13,611	13,051
Riau	14,629	15,087	15,019	14,905	15,319	15,319	14,785
Jambi	14,828	14,828	14,854	15,961	15,961	15,961	14,960
Sumatera Selatan	19,043	19,266	19,266	19,266	19,266	20,392	19,182
Bengkulu	18,455	18,455	18,455	19,286	19,286	19,286	18,190
Lampung	13,614	13,745	13,745	13,745	13,837	13,837	13,448
Kep. Bangka Belitung	18,520	18,973	18,973	19,078	19,343	19,343	18,889
Kepulauan Riau	20,144	20,670	20,548	20,548	21,075	21,075	20,236
Jawa Barat	13,041	13,014	13,271	13,377	13,152	13,274	12,869
Jawa Tengah	13,357	13,485	13,573	13,630	13,644	13,789	13,192
D. I. Yogyakarta	12,500	12,680	12,828	13,008	13,008	13,008	12,628
Jawa Timur	13,801	14,027	14,306	14,535	14,531	14,439	13,825
Banten	12,377	12,370	12,749	12,487	12,558	12,658	12,199
Bali	13,899	13,899	13,832	13,832	14,027	14,078	13,792
Nusa Tenggara Barat	11,973	12,033	12,033	12,218	13,501	13,501	12,168
Nusa Tenggara Timur	13,053	13,053	13,437	13,857	13,857	13,857	13,124
Kalimantan Barat	12,890	12,890	12,890	12,944	13,508	13,789	13,021
Kalimantan Tengah	16,947	16,888	18,423	18,499	18,499	18,592	17,410
Kalimantan Selatan	12,950	12,882	12,966	13,099	13,184	13,215	12,889
Kalimantan Timur	19,641	19,941	20,260	20,479	20,736	20,771	19,527
Sulawesi Utara	13,308	13,308	14,106	14,282	14,282	14,654	13,649
Sulawesi Tengah	10,508	10,533	10,463	10,579	10,835	10,718	10,547
Sulawesi Selatan	11,125	11,125	11,125	11,125	11,199	11,199	11,137
Sulawesi Tenggara	11,249	11,052	11,343	11,894	11,949	12,104	11,322
Gorontalo	12,171	12,171	12,171	12,171	12,171	12,171	12,226
Sulawesi Barat	12,165	12,165	12,165	12,165	12,165	12,249	11,934
Maluku	16,541	16,541	16,541	16,541	16,777	17,097	16,572
Maluku Utara	19,374	20,666	20,502	20,630	20,630	20,630	19,083
Papua Barat	16,266	16,571	16,691	17,654	17,914	18,474	16,789
Papua	17,548	17,885	17,689	17,915	17,915	18,145	17,814
Nasional	14,468	14,599	14,723	14,904	15,056	15,171	14,506

Tabel 1.114
Harga Konsumen Perdesaan Kelompok Bahan Makanan, 2010
Emping (Rp/Kg)

Provinsi	Januari	Februari	Maret	April	Mei	Juni
(1)	(2)	(3)	(4)	(5)	(6)	(7)
Aceh	29,765	29,765	30,929	30,929	30,929	30,483
Sumatera Utara	27,120	27,853	28,497	28,536	28,536	28,536
Sumatera Barat	28,167	28,001	27,928	27,928	27,624	27,624
Riau	26,231	26,424	26,428	27,594	27,594	27,594
Jambi	25,300	25,558	25,558	25,558	25,558	25,558
Sumatera Selatan	26,938	27,188	27,188	27,188	27,188	26,999
Bengkulu	29,667	29,667	29,667	29,667	29,667	29,667
Lampung	23,892	24,058	22,973	22,973	23,484	23,049
Kep. Bangka Belitung	26,901	26,901	26,901	26,901	26,901	26,901
Kepulauan Riau	29,021	29,021	29,021	31,600	27,492	31,158
Jawa Barat	25,795	25,753	25,667	25,799	25,797	26,368
Jawa Tengah	21,432	21,235	21,196	21,482	21,600	21,540
D. I. Yogyakarta	19,389	19,040	19,040	19,140	19,397	19,821
Jawa Timur	23,913	23,847	23,915	23,817	23,742	23,615
Banten	21,041	21,041	21,260	21,683	21,758	21,422
Bali	24,244	25,279	25,279	25,279	25,129	25,129
Nusa Tenggara Barat	27,900	27,900	27,900	27,900	27,900	27,900
Nusa Tenggara Timur	25,000	25,000	25,000	25,000	25,000	25,000
Kalimantan Barat	26,936	26,936	26,936	26,936	26,936	26,807
Kalimantan Tengah	31,360	31,004	31,474	31,694	31,643	31,643
Kalimantan Selatan	28,868	28,953	28,788	28,586	28,586	28,515
Kalimantan Timur	30,482	31,212	31,602	31,296	31,296	30,928
Sulawesi Utara	37,500	37,500	37,500	37,500	37,500	37,500
Sulawesi Tengah	36,143	36,143	35,497	35,497	35,497	35,497
Sulawesi Selatan	32,000	32,000	32,000	32,000	32,000	32,000
Sulawesi Tenggara	33,947	33,947	33,947	33,947	33,947	33,947
Gorontalo	28,000	28,000	28,000	28,000	28,000	28,000
Sulawesi Barat	25,000	25,000	25,000	25,000	25,000	25,000
Maluku	33,750	33,750	33,750	33,750	33,750	33,750
Maluku Utara	34,850	34,850	34,850	34,850	34,850	34,850
Papua Barat	31,750	30,378	30,378	32,548	35,261	33,721
Papua	35,750	35,750	35,750	35,750	35,750	35,750
Nasional	28,377	28,405	28,432	28,635	28,604	28,634

Lanjutan Tabel 1.114

Provinsi	Juli	Agustus	September	Oktober	November	Desember	Rata-rata
(1)	(8)	(9)	(10)	(11)	(12)	(13)	(14)
Aceh	30,902	31,049	31,316	31,533	31,008	31,762	30,864
Sumatera Utara	28,871	28,679	29,191	29,647	29,647	29,894	28,751
Sumatera Barat	27,873	28,430	28,671	28,959	29,620	29,620	28,370
Riau	27,594	27,436	28,465	28,465	29,252	29,112	27,682
Jambi	25,558	25,315	25,315	24,750	24,750	24,750	25,294
Sumatera Selatan	26,999	26,999	27,599	28,110	27,895	27,895	27,349
Bengkulu	30,903	30,903	30,903	30,903	30,903	30,903	30,285
Lampung	23,651	24,177	24,625	26,380	26,380	27,039	24,390
Kep. Bangka Belitung	26,901	26,901	26,901	27,009	27,282	27,034	26,953
Kepulauan Riau	31,158	33,162	33,162	33,162	33,162	32,487	31,134
Jawa Barat	26,696	27,249	27,905	28,001	27,738	28,033	26,734
Jawa Tengah	21,689	22,170	23,155	23,186	23,124	23,129	22,078
D. I. Yogyakarta	19,959	20,776	21,947	22,118	21,749	20,885	20,272
Jawa Timur	23,964	24,547	25,694	25,265	25,385	25,825	24,461
Banten	21,422	21,904	22,505	23,473	23,006	23,651	22,014
Bali	25,334	24,969	25,065	25,662	25,662	26,011	25,253
Nusa Tenggara Barat	27,900	27,900	27,900	27,900	29,893	29,893	28,232
Nusa Tenggara Timur	25,000	25,000	25,000	25,000	26,786	26,786	25,298
Kalimantan Barat	26,945	27,099	28,292	27,974	29,294	28,972	27,505
Kalimantan Tengah	32,486	32,233	32,877	33,347	33,347	33,876	32,249
Kalimantan Selatan	28,589	28,660	28,857	29,539	29,624	29,624	28,932
Kalimantan Timur	31,703	31,839	32,352	32,602	32,202	32,202	31,643
Sulawesi Utara	37,500	37,500	37,500	37,500	37,500	37,500	37,500
Sulawesi Tengah	40,569	42,500	42,500	42,500	42,500	42,500	38,945
Sulawesi Selatan	32,000	32,914	32,914	32,914	32,914	34,286	32,495
Sulawesi Tenggara	33,947	33,947	33,947	33,947	33,947	33,947	33,947
Gorontalo	28,000	28,000	28,000	28,000	28,000	28,000	28,000
Sulawesi Barat	25,000	25,000	25,000	25,000	25,000	25,781	25,065
Maluku	33,750	33,750	31,641	31,641	31,641	31,641	33,047
Maluku Utara	34,850	34,850	34,850	34,850	34,850	33,190	34,712
Papua Barat	34,043	34,242	35,272	38,546	37,430	37,430	34,250
Papua	35,750	35,750	35,750	35,154	35,154	35,154	35,601
Nasional	28,985	29,245	29,533	29,782	29,895	29,963	29,041

Tabel 1.115
Harga Konsumen Perdesaan Kelompok Bahan Makanan, 2010
Bahan Agar-agar (Rp/Bungkus)

Provinsi	Januari	Februari	Maret	April	Mei	Juni
(1)	(2)	(3)	(4)	(5)	(6)	(7)
Aceh	2,636	2,636	2,636	2,636	2,636	2,636
Sumatera Utara	1,903	1,857	1,902	1,975	1,975	1,975
Sumatera Barat	2,578	2,578	2,578	2,578	2,578	2,578
Riau	3,000	3,000	2,900	2,923	2,923	2,923
Jambi	2,260	2,260	2,270	2,270	2,270	2,270
Sumatera Selatan	2,177	2,177	2,177	2,177	2,229	2,242
Bengkulu	2,290	2,290	2,354	2,354	2,354	2,354
Lampung	1,690	1,690	1,782	1,782	1,782	1,782
Kep. Bangka Belitung	2,351	2,351	2,351	2,351	2,351	2,351
Kepulauan Riau	2,000	2,000	2,000	2,000	2,000	2,000
Jawa Barat	1,737	1,711	1,775	1,763	1,788	1,790
Jawa Tengah	2,008	2,011	2,011	2,013	2,022	2,022
D. I. Yogyakarta	1,552	1,552	1,552	1,552	1,552	1,552
Jawa Timur	1,723	1,716	1,717	1,705	1,708	1,721
Banten	1,831	1,793	1,768	1,768	1,768	1,799
Bali	1,607	1,640	1,640	1,913	1,913	1,913
Nusa Tenggara Barat	1,531	1,531	1,531	1,531	1,531	1,531
Nusa Tenggara Timur	2,500	2,500	2,600	2,600	2,600	2,600
Kalimantan Barat	2,072	2,072	2,072	2,072	2,072	2,072
Kalimantan Tengah	2,159	2,225	2,225	2,267	2,267	2,267
Kalimantan Selatan	1,780	1,780	1,780	1,790	1,790	1,790
Kalimantan Timur	2,769	2,650	2,720	2,720	2,720	2,752
Sulawesi Utara	1,590	1,590	1,643	1,643	1,643	1,643
Sulawesi Tengah	1,935	1,935	1,935	1,935	1,935	1,935
Sulawesi Selatan	1,927	1,927	1,927	1,927	1,927	1,927
Sulawesi Tenggara	1,775	1,775	1,775	1,775	1,775	1,744
Gorontalo	1,730	1,730	1,730	1,730	1,730	1,730
Sulawesi Barat	1,818	1,818	1,818	1,818	1,818	1,818
Maluku	2,248	2,332	2,332	2,332	2,332	2,332
Maluku Utara	2,722	2,722	2,722	2,722	2,722	2,722
Papua Barat	2,746	2,746	2,746	2,815	2,903	2,903
Papua	2,792	2,792	2,792	2,792	2,792	2,792
Nasional	2,107	2,106	2,118	2,132	2,138	2,140

Lanjutan Tabel 1.115

Provinsi	Juli	Agustus	September	Oktober	November	Desember	Rata-rata
(1)	(8)	(9)	(10)	(11)	(12)	(13)	(14)
Aceh	2,636	2,737	2,776	2,825	2,825	2,825	2,704
Sumatera Utara	2,013	2,074	2,074	2,074	2,222	2,222	2,022
Sumatera Barat	2,627	2,675	2,797	2,797	2,797	2,797	2,663
Riau	2,961	3,016	3,016	3,016	2,996	2,996	2,973
Jambi	2,270	2,270	2,270	2,270	2,270	2,270	2,269
Sumatera Selatan	2,202	2,202	2,464	2,464	2,464	2,552	2,294
Bengkulu	2,371	2,371	2,371	2,355	2,355	2,381	2,350
Lampung	1,782	1,782	1,782	1,782	1,782	1,782	1,766
Kep. Bangka Belitung	2,351	2,351	2,351	2,351	2,351	2,434	2,358
Kepulauan Riau	2,000	2,000	2,000	2,000	2,000	2,000	2,000
Jawa Barat	1,782	1,807	1,885	1,862	1,841	1,841	1,798
Jawa Tengah	2,026	2,037	2,048	2,053	2,053	2,070	2,031
D. I. Yogyakarta	1,552	1,552	1,571	1,571	1,571	1,616	1,562
Jawa Timur	1,727	1,727	1,763	1,756	1,753	1,763	1,732
Banten	1,831	1,831	1,831	1,841	1,841	1,841	1,812
Bali	1,913	1,913	1,913	1,913	1,913	1,913	1,842
Nusa Tenggara Barat	1,531	1,582	1,582	1,582	1,582	1,582	1,553
Nusa Tenggara Timur	2,600	2,600	2,600	2,600	2,600	2,600	2,583
Kalimantan Barat	2,072	2,098	2,098	2,098	2,127	2,127	2,088
Kalimantan Tengah	2,250	2,222	2,222	2,296	2,296	2,296	2,249
Kalimantan Selatan	1,790	1,790	1,790	1,790	1,796	1,796	1,789
Kalimantan Timur	2,789	2,789	2,789	2,789	2,789	2,789	2,755
Sulawesi Utara	1,706	1,706	1,684	1,684	1,684	1,707	1,660
Sulawesi Tengah	1,935	1,935	1,972	1,972	1,972	1,972	1,947
Sulawesi Selatan	1,927	1,927	1,927	1,927	1,927	1,986	1,932
Sulawesi Tenggara	1,744	1,897	1,931	1,949	1,995	1,995	1,844
Gorontalo	1,730	1,730	1,730	1,730	1,730	1,730	1,730
Sulawesi Barat	1,818	1,818	1,818	1,778	1,778	1,811	1,811
Maluku	2,332	2,280	2,280	2,280	2,470	2,470	2,335
Maluku Utara	2,949	3,023	3,098	3,167	3,167	3,167	2,909
Papua Barat	2,903	2,903	2,940	2,940	2,940	2,940	2,869
Papua	2,792	2,792	2,792	2,792	2,792	2,792	2,792
Nasional	2,154	2,170	2,193	2,197	2,209	2,221	2,157



KELOMPOK MAKANAN JADI

Tabel 2.1
Harga Konsumen Perdesaan Kelompok Makanan Jadi, 2010
Roti Tawar (Rp/200 Gr)

Provinsi	Januari	Februari	Maret	April	Mei	Juni
(1)	(2)	(3)	(4)	(5)	(6)	(7)
Aceh	5,286	5,286	5,286	5,286	5,403	5,403
Sumatera Utara	5,700	5,933	6,215	6,215	6,215	6,215
Sumatera Barat	5,910	5,910	5,910	5,910	5,985	6,297
Riau	4,900	4,900	5,134	5,082	5,140	5,140
Jambi	4,083	4,083	4,375	4,167	4,167	4,167
Sumatera Selatan	5,000	5,000	4,963	4,963	4,963	5,318
Bengkulu	6,398	6,398	6,398	6,398	6,398	6,398
Lampung	6,308	6,255	6,433	6,433	6,299	6,449
Kep. Bangka Belitung	5,814	5,814	5,814	5,814	5,814	5,814
Kepulauan Riau	6,000	6,000	6,000	6,000	6,000	6,000
Jawa Barat	5,596	5,710	5,687	5,687	5,687	5,804
Jawa Tengah	5,043	5,054	5,054	5,057	5,057	5,079
D. I. Yogyakarta	5,421	5,421	5,421	5,421	5,421	5,421
Jawa Timur	4,571	4,607	4,610	4,642	4,638	4,637
Banten	4,600	4,600	4,600	4,600	4,600	4,600
Bali	5,178	5,363	5,363	5,363	5,363	5,363
Nusa Tenggara Barat	6,257	5,979	6,192	6,089	6,089	6,089
Nusa Tenggara Timur	4,566	4,549	4,549	4,679	4,679	4,679
Kalimantan Barat	6,688	6,688	6,688	6,688	6,688	6,688
Kalimantan Tengah	5,401	5,401	5,401	5,486	5,486	5,486
Kalimantan Selatan	4,833	4,833	4,833	4,833	4,833	4,833
Kalimantan Timur	8,155	8,278	8,995	9,813	9,813	9,813
Sulawesi Utara	7,000	7,000	6,563	6,563	6,563	6,563
Sulawesi Tengah	6,181	6,181	6,181	6,181	6,181	6,181
Sulawesi Selatan	5,833	5,995	5,995	5,995	5,995	5,995
Sulawesi Tenggara	5,750	5,750	5,750	5,750	5,805	5,805
Gorontalo	5,833	5,833	5,833	5,833	5,833	5,972
Sulawesi Barat	6,638	6,069	6,069	6,306	6,306	6,306
Maluku	8,128	8,128	8,128	8,128	8,128	8,128
Maluku Utara	8,714	8,714	8,516	8,516	8,516	8,516
Papua Barat	10,000	10,000	10,000	10,000	10,000	10,000
Papua	10,285	11,185	11,784	12,962	12,962	12,962
Nasional	6,127	6,154	6,211	6,277	6,282	6,316

Lanjutan Tabel 2.1

Provinsi	Juli	Agustus	September	Oktober	November	Desember	Rata-rata
(1)	(8)	(9)	(10)	(11)	(12)	(13)	(14)
Aceh	5,403	5,403	5,587	5,528	5,551	5,551	5,414
Sumatera Utara	6,215	6,676	6,676	6,676	6,676	7,205	6,385
Sumatera Barat	6,297	6,367	6,367	6,261	6,196	6,196	6,134
Riau	5,270	5,270	5,270	5,270	5,270	5,270	5,159
Jambi	4,167	4,167	4,244	4,480	4,480	4,480	4,255
Sumatera Selatan	5,318	5,824	5,824	5,824	5,824	6,656	5,457
Bengkulu	6,612	6,612	6,612	6,612	6,612	6,612	6,505
Lampung	6,449	6,449	6,449	6,449	6,449	6,449	6,406
Kep. Bangka Belitung	5,814	5,814	5,814	5,814	5,814	5,814	5,814
Kepulauan Riau	6,000	6,000	6,000	6,000	6,000	6,000	6,000
Jawa Barat	6,028	6,040	6,167	6,263	6,127	6,247	5,920
Jawa Tengah	5,069	5,161	5,301	5,321	5,360	5,381	5,162
D. I. Yogyakarta	5,472	5,472	5,655	5,688	5,688	5,688	5,515
Jawa Timur	4,716	4,738	4,742	4,829	4,829	4,829	4,699
Banten	4,830	5,442	5,659	5,557	5,557	5,557	5,017
Bali	5,523	5,523	5,523	5,607	5,607	5,640	5,451
Nusa Tenggara Barat	6,089	6,089	6,089	6,089	6,089	6,089	6,102
Nusa Tenggara Timur	5,004	5,242	5,242	5,242	5,242	5,242	4,910
Kalimantan Barat	6,688	6,688	6,688	6,688	6,688	6,824	6,699
Kalimantan Tengah	5,486	5,486	5,486	5,486	5,486	5,486	5,465
Kalimantan Selatan	4,833	4,833	4,833	4,833	4,833	4,833	4,833
Kalimantan Timur	9,894	10,057	10,057	10,057	10,057	10,057	9,587
Sulawesi Utara	6,563	6,563	6,563	6,563	6,563	6,563	6,635
Sulawesi Tengah	6,181	6,181	6,181	6,181	6,104	6,104	6,168
Sulawesi Selatan	5,995	5,995	5,995	5,995	6,095	6,095	5,999
Sulawesi Tenggara	5,805	6,288	6,638	6,564	6,631	6,631	6,097
Gorontalo	5,972	5,972	5,972	5,972	5,972	5,972	5,914
Sulawesi Barat	6,306	6,306	6,435	6,435	6,500	6,500	6,348
Maluku	8,128	8,128	8,636	8,636	8,902	8,902	8,342
Maluku Utara	8,516	8,516	8,671	8,671	8,671	8,671	8,601
Papua Barat	10,571	10,806	10,806	10,806	11,347	11,347	10,474
Papua	12,962	12,962	12,962	12,911	12,911	12,911	12,480
Nasional	6,381	6,471	6,536	6,541	6,567	6,619	6,373

Tabel 2.2
Harga Konsumen Perdesaan Kelompok Makanan Jadi, 2010
Gado-gado (Rp/Porsi)

Provinsi	Januari	Februari	Maret	April	Mei	Juni
(1)	(2)	(3)	(4)	(5)	(6)	(7)
Aceh	5,000	5,000	5,000	5,000	5,000	5,000
Sumatera Utara	4,889	4,991	5,116	5,542	5,542	5,542
Sumatera Barat	6,852	7,066	6,864	7,191	7,191	7,191
Riau	6,157	6,157	6,157	6,157	6,157	6,157
Jambi	5,071	5,071	5,071	5,071	5,071	5,071
Sumatera Selatan	4,750	4,750	4,750	4,750	4,750	4,750
Bengkulu	4,000	4,000	4,000	4,000	4,000	4,000
Lampung	3,000	3,000	3,000	3,000	3,000	3,375
Kep. Bangka Belitung	7,046	7,046	7,046	7,046	7,046	7,046
Kepulauan Riau	6,125	6,125	6,125	6,125	6,125	6,125
Jawa Barat	3,552	3,570	3,570	3,570	3,570	3,570
Jawa Tengah	2,945	2,980	2,994	3,024	3,024	3,024
D. I. Yogyakarta	3,900	3,900	4,011	4,011	4,011	4,011
Jawa Timur	3,894	3,903	3,903	3,903	3,933	3,956
Banten	3,333	3,333	3,333	3,333	3,380	3,380
Bali	3,594	3,594	3,594	3,630	3,630	3,630
Nusa Tenggara Barat	3,171	3,171	3,347	3,207	3,207	3,207
Nusa Tenggara Timur	5,554	5,554	5,554	5,554	5,554	6,480
Kalimantan Barat	5,333	5,333	5,333	5,333	5,333	5,333
Kalimantan Tengah	5,286	5,286	5,286	5,286	5,286	5,286
Kalimantan Selatan	5,178	5,178	5,178	5,178	5,178	5,178
Kalimantan Timur	8,221	9,603	9,483	9,619	9,619	9,859
Sulawesi Utara	5,167	5,167	5,167	5,167	5,167	5,167
Sulawesi Tengah	5,358	5,358	5,358	5,358	5,358	5,476
Sulawesi Selatan	5,286	5,286	5,286	5,286	5,286	5,135
Sulawesi Tenggara	6,521	7,054	7,222	7,428	7,428	7,251
Gorontalo	6,389	6,069	6,474	6,474	7,510	7,510
Sulawesi Barat	5,929	5,929	5,929	6,070	6,070	6,070
Maluku	6,876	6,876	6,819	7,008	7,008	7,008
Maluku Utara	5,154	5,227	5,227	5,456	5,661	5,661
Papua Barat	8,719	8,719	8,719	8,719	8,719	8,968
Papua	6,722	7,338	7,191	7,351	7,351	7,351
Nasional	5,280	5,364	5,378	5,433	5,474	5,524

Lanjutan Tabel 2.2

Provinsi	Juli	Agustus	September	Oktober	November	Desember	Rata-rata
(1)	(8)	(9)	(10)	(11)	(12)	(13)	(14)
Aceh	5,000	5,000	5,000	5,167	5,038	5,138	5,029
Sumatera Utara	5,542	5,715	5,715	5,715	5,817	5,962	5,507
Sumatera Barat	7,191	7,191	7,191	7,191	7,415	7,415	7,162
Riau	6,157	6,294	6,294	6,294	6,294	6,294	6,214
Jambi	5,071	5,175	5,175	5,175	5,175	5,360	5,130
Sumatera Selatan	4,908	5,031	5,031	5,123	5,379	5,353	4,944
Bengkulu	4,000	4,000	4,100	4,015	4,349	4,736	4,100
Lampung	3,375	3,375	3,375	3,375	3,375	3,375	3,219
Kep. Bangka Belitung	7,046	7,046	7,046	7,046	7,046	7,046	7,046
Kepulauan Riau	6,125	6,125	6,125	6,125	6,125	6,125	6,125
Jawa Barat	3,712	3,743	3,723	3,817	3,839	3,839	3,673
Jawa Tengah	3,024	3,024	3,024	3,072	3,148	3,215	3,041
D. I. Yogyakarta	4,212	4,212	4,380	4,380	4,380	4,380	4,149
Jawa Timur	3,974	3,991	4,061	4,113	4,113	4,113	3,988
Banten	3,420	3,603	3,863	3,735	3,735	3,942	3,532
Bali	3,630	3,630	3,630	3,630	3,630	3,630	3,621
Nusa Tenggara Barat	3,207	3,207	3,207	3,207	3,207	3,207	3,213
Nusa Tenggara Timur	6,480	6,480	6,480	6,480	6,480	6,998	6,137
Kalimantan Barat	5,333	5,333	5,467	5,467	5,467	5,467	5,378
Kalimantan Tengah	5,286	5,286	5,286	5,286	5,286	5,286	5,286
Kalimantan Selatan	5,178	5,178	5,178	5,178	5,178	5,178	5,178
Kalimantan Timur	10,023	10,023	9,952	9,873	9,873	10,097	9,687
Sulawesi Utara	5,167	5,167	5,167	5,167	5,310	5,310	5,191
Sulawesi Tengah	5,476	5,476	5,476	5,476	5,705	5,699	5,465
Sulawesi Selatan	5,135	5,135	5,135	5,135	5,135	5,230	5,206
Sulawesi Tenggara	7,396	7,396	7,396	7,396	7,396	7,512	7,283
Gorontalo	7,510	7,510	7,510	7,510	7,510	7,510	7,123
Sulawesi Barat	6,474	6,474	6,474	6,474	6,474	6,474	6,237
Maluku	6,841	7,222	7,663	7,663	7,663	7,663	7,192
Maluku Utara	5,497	5,497	5,560	5,560	5,560	5,623	5,474
Papua Barat	8,968	8,968	8,968	8,968	8,968	8,968	8,864
Papua	7,351	7,535	7,535	7,535	7,535	7,535	7,361
Nasional	5,553	5,595	5,631	5,636	5,675	5,740	5,524

Tabel 2.3
Harga Konsumen Perdesaan Kelompok Makanan Jadi, 2010
Biskuit (Rp/250 Gr)

Provinsi	Januari	Februari	Maret	April	Mei	Juni
(1)	(2)	(3)	(4)	(5)	(6)	(7)
Aceh	12,738	12,738	12,738	12,738	12,738	12,738
Sumatera Utara	11,850	11,622	11,834	12,228	12,228	12,228
Sumatera Barat	10,633	10,633	10,633	10,633	11,153	11,210
Riau	13,024	13,024	13,024	13,024	13,024	13,024
Jambi	10,500	10,500	10,500	10,500	10,500	11,083
Sumatera Selatan	18,864	19,013	19,013	19,013	19,013	19,103
Bengkulu	18,688	18,688	18,688	18,688	18,688	18,688
Lampung	15,916	15,916	15,916	15,916	16,022	16,322
Kep. Bangka Belitung	18,217	18,217	18,217	18,217	18,217	18,217
Kepulauan Riau	15,718	15,718	15,718	15,718	15,718	15,718
Jawa Barat	16,274	16,616	16,631	16,631	16,616	16,618
Jawa Tengah	12,750	12,774	12,954	12,958	12,962	12,962
D. I. Yogyakarta	13,150	13,150	13,150	13,150	13,150	13,150
Jawa Timur	12,225	12,225	12,225	12,225	12,225	12,216
Banten	13,355	13,765	13,765	13,765	13,765	13,765
Bali	13,939	13,939	13,939	13,939	13,939	13,939
Nusa Tenggara Barat	16,030	15,886	16,220	16,341	16,341	16,341
Nusa Tenggara Timur	16,486	16,486	17,402	17,510	17,510	17,510
Kalimantan Barat	14,245	14,245	14,245	14,245	14,245	14,245
Kalimantan Tengah	14,417	14,417	14,417	14,526	14,562	14,562
Kalimantan Selatan	13,458	13,458	13,458	13,318	13,318	13,318
Kalimantan Timur	17,820	18,976	20,874	20,874	21,205	21,205
Sulawesi Utara	12,154	12,154	12,093	12,283	12,283	12,283
Sulawesi Tengah	12,715	12,715	12,715	12,715	12,715	12,715
Sulawesi Selatan	12,702	12,596	12,696	12,696	12,696	12,696
Sulawesi Tenggara	12,385	12,579	12,579	12,998	12,998	13,056
Gorontalo	12,250	12,250	12,250	12,250	12,250	11,569
Sulawesi Barat	12,581	12,581	12,896	12,896	12,992	12,992
Maluku	19,994	19,994	19,994	19,994	19,994	19,994
Maluku Utara	21,350	21,350	21,350	21,350	21,350	21,350
Papua Barat	22,000	22,000	22,000	22,000	22,000	22,000
Papua	22,589	23,426	24,537	24,537	24,537	24,537
Nasional	15,032	15,114	15,271	15,309	15,342	15,355

Lanjutan Tabel 2.3

Provinsi	Juli	Agustus	September	Oktober	November	Desember	Rata-rata
(1)	(8)	(9)	(10)	(11)	(12)	(13)	(14)
Aceh	12,738	12,738	13,042	13,042	13,042	13,042	12,840
Sumatera Utara	12,228	12,228	12,228	12,228	12,228	12,228	12,113
Sumatera Barat	12,145	12,207	12,265	12,328	12,328	12,328	11,541
Riau	13,525	13,525	13,819	13,574	13,574	13,574	13,311
Jambi	11,083	11,083	11,391	11,736	11,736	11,736	11,029
Sumatera Selatan	19,103	19,103	19,103	19,103	19,103	19,103	19,053
Bengkulu	18,688	18,688	18,688	18,688	18,688	18,688	18,688
Lampung	16,322	16,322	16,322	16,322	16,322	16,322	16,162
Kep. Bangka Belitung	18,217	18,217	18,217	18,217	18,217	18,217	18,217
Kepulauan Riau	15,718	15,718	15,718	15,718	15,718	15,718	15,718
Jawa Barat	16,695	16,831	16,831	16,776	16,674	16,674	16,656
Jawa Tengah	13,091	13,233	13,315	13,291	13,291	13,291	13,073
D. I. Yogyakarta	13,150	13,150	13,369	13,438	13,630	13,630	13,272
Jawa Timur	12,272	12,305	12,464	12,353	12,326	12,326	12,282
Banten	13,765	13,765	13,765	13,765	13,765	13,526	13,711
Bali	14,437	14,437	14,437	14,437	14,437	14,437	14,188
Nusa Tenggara Barat	16,341	16,483	16,483	16,483	16,483	16,483	16,326
Nusa Tenggara Timur	18,418	18,672	18,755	18,755	18,755	18,755	17,918
Kalimantan Barat	14,245	14,245	14,245	14,245	14,245	14,245	14,245
Kalimantan Tengah	14,893	14,893	14,893	14,893	14,893	14,893	14,688
Kalimantan Selatan	13,318	13,318	13,318	13,584	13,369	13,369	13,384
Kalimantan Timur	23,582	23,420	23,420	23,420	23,420	23,420	21,803
Sulawesi Utara	12,503	12,503	12,503	12,503	12,503	12,503	12,356
Sulawesi Tengah	12,838	12,838	12,838	13,084	13,084	13,084	12,838
Sulawesi Selatan	12,696	12,696	13,086	13,086	13,086	13,086	12,818
Sulawesi Tenggara	13,056	13,056	13,056	12,989	13,057	13,057	12,905
Gorontalo	12,341	12,341	11,655	11,655	11,655	11,655	12,010
Sulawesi Barat	12,992	12,992	13,528	13,528	13,528	13,678	13,099
Maluku	19,994	19,994	20,470	20,470	20,470	20,470	20,152
Maluku Utara	21,350	21,350	21,350	21,350	21,350	21,350	21,350
Papua Barat	22,000	22,000	22,308	22,037	22,037	22,037	22,035
Papua	24,537	24,537	24,537	24,941	25,041	24,892	24,387
Nasional	15,571	15,590	15,669	15,689	15,689	15,682	15,443

Tabel 2.4
Harga Konsumen Perdesaan Kelompok Makanan Jadi, 2010
Bubur Kacang Hijau (Rp/Porsi)

Provinsi	Januari	Februari	Maret	April	Mei	Juni
(1)	(2)	(3)	(4)	(5)	(6)	(7)
Aceh	3,500	3,500	3,500	3,500	3,500	3,500
Sumatera Utara	3,500	3,500	3,667	3,667	3,798	3,798
Sumatera Barat	3,221	3,221	3,221	3,221	3,221	3,364
Riau	5,000	5,000	5,357	5,357	5,357	5,357
Jambi	2,400	2,400	2,400	2,400	2,400	2,550
Sumatera Selatan	2,903	2,903	2,903	2,903	2,903	2,903
Bengkulu	3,375	3,375	3,375	3,375	3,510	3,510
Lampung	3,302	3,632	3,632	3,632	3,632	3,632
Kep. Bangka Belitung	5,250	5,250	5,250	5,250	5,600	5,600
Kepulauan Riau	4,185	4,185	4,185	4,185	4,185	4,185
Jawa Barat	2,764	2,764	2,839	2,839	2,870	2,870
Jawa Tengah	2,319	2,350	2,365	2,365	2,373	2,398
D. I. Yogyakarta	2,375	2,375	2,375	2,375	2,375	2,375
Jawa Timur	2,427	2,509	2,542	2,542	2,572	2,572
Banten	2,947	2,947	2,947	2,947	2,947	2,947
Bali	2,115	2,115	2,115	2,115	2,115	2,115
Nusa Tenggara Barat	3,467	3,467	3,467	3,467	3,467	3,467
Nusa Tenggara Timur	4,667	4,667	4,667	4,667	4,667	4,667
Kalimantan Barat	3,667	3,667	3,667	3,972	3,972	3,972
Kalimantan Tengah	4,269	4,269	4,269	4,269	4,269	4,269
Kalimantan Selatan	2,514	2,514	2,514	2,514	2,514	2,514
Kalimantan Timur	3,938	3,938	3,938	3,938	4,036	4,036
Sulawesi Utara	3,875	3,875	3,875	3,875	3,875	3,875
Sulawesi Tengah	4,134	4,134	4,134	4,134	4,134	4,134
Sulawesi Selatan	4,417	4,417	4,417	4,417	4,417	4,417
Sulawesi Tenggara	2,650	2,650	2,650	2,524	2,524	2,524
Gorontalo	2,083	2,083	2,083	2,083	2,083	2,083
Sulawesi Barat	3,000	3,000	3,000	3,000	3,000	3,000
Maluku	5,833	5,833	5,833	5,833	5,833	5,833
Maluku Utara	5,400	5,400	5,400	5,400	5,400	5,400
Papua Barat	4,667	5,056	5,056	5,056	5,056	5,056
Papua	6,000	6,500	6,500	6,500	6,500	6,500
Nasional	3,630	3,672	3,692	3,698	3,722	3,732

Lanjutan Tabel 2.4

Provinsi	Juli	Agustus	September	Oktober	November	Desember	Rata-rata
(1)	(8)	(9)	(10)	(11)	(12)	(13)	(14)
Aceh	3,500	3,500	3,500	3,500	3,500	3,500	3,500
Sumatera Utara	3,798	3,798	3,798	3,798	3,798	3,798	3,726
Sumatera Barat	3,439	4,037	3,902	4,163	4,163	4,059	3,603
Riau	6,008	6,008	5,930	5,930	5,930	5,930	5,597
Jambi	2,550	2,550	2,550	2,550	2,550	2,550	2,488
Sumatera Selatan	2,903	2,903	2,903	2,903	2,903	2,903	2,903
Bengkulu	3,335	3,335	3,335	3,335	3,335	3,335	3,377
Lampung	3,632	3,632	3,632	3,632	3,745	3,745	3,623
Kep. Bangka Belitung	5,600	5,600	5,600	5,600	5,600	5,600	5,483
Kepulauan Riau	4,185	4,418	4,418	4,418	4,418	4,418	4,282
Jawa Barat	2,870	2,870	2,916	3,011	3,022	3,052	2,891
Jawa Tengah	2,390	2,411	2,444	2,467	2,477	2,481	2,403
D. I. Yogyakarta	2,375	2,375	2,556	2,617	2,617	2,617	2,451
Jawa Timur	2,625	2,720	2,759	2,778	2,826	2,844	2,643
Banten	2,996	2,996	3,163	3,163	3,163	3,163	3,027
Bali	2,174	2,174	2,228	2,298	2,298	2,298	2,180
Nusa Tenggara Barat	3,467	3,659	3,659	3,834	3,834	3,834	3,590
Nusa Tenggara Timur	4,667	4,667	4,667	4,667	4,667	4,667	4,667
Kalimantan Barat	3,972	3,972	3,972	3,972	3,972	3,972	3,896
Kalimantan Tengah	4,269	4,269	4,269	4,269	4,269	4,269	4,269
Kalimantan Selatan	2,607	2,679	2,620	2,692	2,633	2,633	2,579
Kalimantan Timur	4,036	4,036	4,036	4,036	3,914	3,914	3,983
Sulawesi Utara	3,875	3,875	3,875	3,875	3,875	3,875	3,875
Sulawesi Tengah	4,134	4,134	4,134	4,134	4,134	4,134	4,134
Sulawesi Selatan	4,417	4,417	4,417	4,417	4,417	4,417	4,417
Sulawesi Tenggara	2,524	2,524	2,524	2,524	2,524	2,524	2,555
Gorontalo	2,083	2,083	2,083	2,083	2,083	2,083	2,083
Sulawesi Barat	3,000	3,000	3,000	3,000	3,000	3,000	3,000
Maluku	5,833	5,833	6,562	6,562	6,562	6,562	6,076
Maluku Utara	5,400	5,400	5,400	5,400	5,400	5,400	5,400
Papua Barat	5,056	5,056	5,056	5,056	5,056	5,056	5,023
Papua	6,500	7,042	7,042	6,455	7,531	7,229	6,692
Nasional	3,757	3,812	3,842	3,848	3,882	3,871	3,763

Tabel 2.5
Harga Konsumen Perdesaan Kelompok Makanan Jadi, 2010
Mie Bakso (Rp/Porsi)

Provinsi	Januari	Februari	Maret	April	Mei	Juni
(1)	(2)	(3)	(4)	(5)	(6)	(7)
Aceh	6,722	6,722	6,722	6,722	6,722	6,722
Sumatera Utara	6,465	6,322	6,397	6,679	6,679	6,679
Sumatera Barat	6,364	6,515	6,447	6,447	6,447	6,537
Riau	7,479	7,479	7,709	7,709	7,709	7,709
Jambi	6,783	6,783	6,783	6,783	6,783	6,783
Sumatera Selatan	6,444	6,444	6,444	6,444	6,444	6,444
Bengkulu	6,568	6,568	6,568	6,568	6,568	6,714
Lampung	5,417	5,417	5,417	5,778	5,778	5,778
Kep. Bangka Belitung	7,689	7,780	7,651	7,651	7,651	7,651
Kepulauan Riau	6,976	6,976	7,169	7,169	7,169	7,169
Jawa Barat	5,522	5,522	5,642	5,624	5,624	5,624
Jawa Tengah	4,999	5,012	5,036	5,047	5,079	5,129
D. I. Yogyakarta	4,846	4,846	4,846	4,846	4,846	4,846
Jawa Timur	3,854	3,897	3,897	3,906	3,977	3,999
Banten	5,357	5,357	5,460	5,460	5,525	5,525
Bali	3,536	3,536	3,536	3,536	3,536	3,620
Nusa Tenggara Barat	5,556	5,357	5,625	5,625	5,625	5,625
Nusa Tenggara Timur	5,998	5,998	5,998	5,998	5,998	5,998
Kalimantan Barat	8,077	8,077	8,152	8,216	8,281	8,281
Kalimantan Tengah	6,371	6,371	6,412	6,662	6,662	6,662
Kalimantan Selatan	5,733	5,733	5,733	5,815	5,815	5,815
Kalimantan Timur	8,349	8,994	9,008	9,125	9,125	9,125
Sulawesi Utara	5,889	5,889	5,889	5,889	5,889	5,889
Sulawesi Tengah	7,590	7,590	7,590	7,502	7,617	7,701
Sulawesi Selatan	6,333	6,333	6,333	6,333	6,333	6,333
Sulawesi Tenggara	6,705	6,897	6,897	6,897	6,897	6,897
Gorontalo	6,250	6,250	6,250	6,250	6,250	6,250
Sulawesi Barat	6,100	6,100	5,964	6,097	6,097	6,097
Maluku	7,787	7,787	7,787	7,787	7,787	7,787
Maluku Utara	8,944	8,944	8,944	8,944	8,944	8,944
Papua Barat	8,000	8,490	8,490	8,490	8,490	8,490
Papua	9,556	9,680	9,276	9,276	9,276	9,718
Nasional	6,508	6,552	6,565	6,602	6,613	6,642

Lanjutan Tabel 2.5

Provinsi	Juli	Agustus	September	Oktober	November	Desember	Rata-rata
(1)	(8)	(9)	(10)	(11)	(12)	(13)	(14)
Aceh	6,722	6,824	7,072	7,072	7,072	7,072	6,847
Sumatera Utara	6,679	6,815	6,815	6,815	6,885	7,008	6,686
Sumatera Barat	6,537	6,579	6,658	6,658	6,779	6,840	6,567
Riau	7,669	7,669	7,754	7,861	7,861	7,861	7,706
Jambi	6,783	7,089	7,089	7,393	7,258	7,379	6,974
Sumatera Selatan	6,444	6,444	6,444	6,444	6,444	6,542	6,453
Bengkulu	6,820	6,820	6,820	6,947	7,043	7,211	6,768
Lampung	5,988	5,988	5,988	6,108	6,209	6,209	5,839
Kep. Bangka Belitung	7,651	7,651	7,651	7,750	7,750	7,750	7,689
Kepulauan Riau	7,169	7,169	7,169	7,169	7,647	7,647	7,217
Jawa Barat	5,651	5,651	5,813	5,813	5,813	5,861	5,680
Jawa Tengah	5,157	5,180	5,278	5,332	5,352	5,373	5,165
D. I. Yogyakarta	4,846	4,846	5,200	5,280	5,280	5,280	4,984
Jawa Timur	4,075	4,133	4,204	4,296	4,320	4,384	4,078
Banten	5,525	5,604	5,831	5,890	5,890	5,975	5,617
Bali	3,620	3,620	3,702	3,786	3,922	3,922	3,656
Nusa Tenggara Barat	5,625	5,625	5,625	5,625	5,750	5,750	5,618
Nusa Tenggara Timur	6,131	6,382	6,382	6,610	6,610	6,610	6,226
Kalimantan Barat	8,281	8,281	8,342	8,658	8,598	8,796	8,337
Kalimantan Tengah	6,662	6,637	6,637	6,681	6,681	6,681	6,593
Kalimantan Selatan	5,815	5,841	5,817	5,843	5,817	5,817	5,800
Kalimantan Timur	9,315	9,315	9,315	9,315	9,315	9,315	9,135
Sulawesi Utara	5,889	5,889	6,052	6,052	6,052	6,052	5,943
Sulawesi Tengah	7,701	7,819	7,836	7,882	7,806	7,806	7,703
Sulawesi Selatan	6,333	6,333	6,333	6,333	6,333	6,568	6,353
Sulawesi Tenggara	6,897	7,092	7,092	7,092	7,092	7,160	6,968
Gorontalo	6,250	6,250	6,726	6,726	6,726	6,726	6,409
Sulawesi Barat	6,097	6,097	6,194	6,194	6,194	6,469	6,142
Maluku	7,787	7,787	8,487	8,487	8,723	8,723	8,060
Maluku Utara	8,944	8,944	8,746	8,843	8,843	8,941	8,911
Papua Barat	9,217	9,382	9,308	9,308	9,455	9,455	8,881
Papua	9,718	9,718	9,718	9,718	10,318	10,318	9,691
Nasional	6,688	6,734	6,816	6,874	6,932	6,984	6,709

Tabel 2.6
Harga Konsumen Perdesaan Kelompok Makanan Jadi, 2010
Makanan Ringan Anak-anak (Rp/Bungkus)

Provinsi	Januari	Februari	Maret	April	Mei	Juni
(1)	(2)	(3)	(4)	(5)	(6)	(7)
Aceh	750	750	750	750	750	750
Sumatera Utara	956	1,031	1,044	1,044	1,085	1,085
Sumatera Barat	906	906	906	906	906	906
Riau	1,000	1,000	1,000	1,000	1,000	1,000
Jambi	938	938	938	938	938	1,004
Sumatera Selatan	1,940	1,940	1,940	1,940	1,940	1,940
Bengkulu	833	833	833	833	833	833
Lampung	1,333	1,333	1,460	1,460	1,460	1,460
Kep. Bangka Belitung	1,109	1,109	1,109	1,109	1,109	1,109
Kepulauan Riau	1,000	1,000	1,000	1,000	1,000	1,000
Jawa Barat	1,081	1,081	1,079	1,079	1,079	1,079
Jawa Tengah	1,453	1,453	1,465	1,505	1,505	1,505
D. I. Yogyakarta	1,438	1,438	1,438	1,438	1,438	1,438
Jawa Timur	1,826	1,833	1,833	1,844	1,844	1,844
Banten	1,073	1,073	1,073	1,073	1,073	1,073
Bali	1,082	1,082	1,082	1,082	1,082	1,082
Nusa Tenggara Barat	1,319	1,319	1,319	1,319	1,319	1,319
Nusa Tenggara Timur	925	954	954	954	954	954
Kalimantan Barat	1,129	1,129	1,129	1,129	1,129	1,129
Kalimantan Tengah	1,125	1,125	1,125	1,125	1,125	1,125
Kalimantan Selatan	1,300	1,300	1,300	1,300	1,473	1,473
Kalimantan Timur	2,107	2,178	2,255	2,429	2,496	2,496
Sulawesi Utara	1,072	1,072	1,072	1,072	1,072	1,072
Sulawesi Tengah	1,444	1,391	1,391	1,391	1,391	1,391
Sulawesi Selatan	1,529	1,529	1,529	1,529	1,529	1,529
Sulawesi Tenggara	963	963	963	963	963	963
Gorontalo	1,000	1,000	1,000	1,000	1,000	1,000
Sulawesi Barat	500	500	500	500	500	500
Maluku	1,063	1,063	1,063	1,063	1,063	1,063
Maluku Utara	1,892	1,892	1,892	1,892	1,892	1,892
Papua Barat	1,860	1,860	1,860	1,860	1,860	1,860
Papua	1,320	1,320	1,320	1,320	1,320	1,320
Nasional	1,227	1,231	1,238	1,245	1,254	1,256

Lanjutan Tabel 2.6

Provinsi	Juli	Agustus	September	Oktober	November	Desember	Rata-rata
(1)	(8)	(9)	(10)	(11)	(12)	(13)	(14)
Aceh	750	750	750	875	875	875	781
Sumatera Utara	1,104	1,104	1,128	1,128	1,128	1,128	1,080
Sumatera Barat	906	906	906	936	936	936	914
Riau	1,000	1,000	1,000	1,000	1,000	1,000	1,000
Jambi	1,004	1,004	1,004	1,004	1,004	1,004	977
Sumatera Selatan	1,940	1,940	1,940	1,940	1,940	1,940	1,940
Bengkulu	833	833	833	833	833	833	833
Lampung	1,460	1,460	1,460	1,460	1,460	1,460	1,439
Kep. Bangka Belitung	1,109	1,109	1,109	1,109	1,109	1,109	1,109
Kepulauan Riau	1,000	1,000	1,000	1,000	1,000	1,000	1,000
Jawa Barat	1,079	1,079	1,126	1,126	1,126	1,126	1,095
Jawa Tengah	1,546	1,546	1,566	1,566	1,566	1,566	1,520
D. I. Yogyakarta	1,438	1,438	1,438	1,517	1,517	1,517	1,457
Jawa Timur	1,844	1,844	1,862	1,862	1,862	1,869	1,847
Banten	1,073	1,133	1,091	1,091	1,091	1,091	1,084
Bali	1,082	1,082	1,082	1,082	1,089	1,089	1,083
Nusa Tenggara Barat	1,319	1,319	1,319	1,319	1,319	1,319	1,319
Nusa Tenggara Timur	1,049	1,049	1,049	1,049	1,049	1,049	999
Kalimantan Barat	1,129	1,129	1,129	1,129	1,129	1,129	1,129
Kalimantan Tengah	1,125	1,125	1,125	1,125	1,125	1,125	1,125
Kalimantan Selatan	1,473	1,473	1,473	1,473	1,473	1,473	1,416
Kalimantan Timur	2,514	2,514	2,514	2,514	2,514	2,514	2,420
Sulawesi Utara	1,117	1,117	1,117	1,117	1,117	1,117	1,095
Sulawesi Tengah	1,391	1,391	1,391	1,391	1,391	1,391	1,395
Sulawesi Selatan	1,529	1,529	1,529	1,529	1,529	1,529	1,529
Sulawesi Tenggara	963	963	898	868	868	856	933
Gorontalo	1,000	1,000	1,000	1,000	1,000	1,000	1,000
Sulawesi Barat	500	500	500	500	500	500	500
Maluku	1,063	1,063	1,113	1,113	1,113	1,113	1,079
Maluku Utara	1,892	1,892	1,892	1,892	1,892	1,892	1,892
Papua Barat	1,860	1,860	1,860	1,860	1,860	1,860	1,860
Papua	1,320	1,320	1,320	1,320	1,320	1,345	1,322
Nasional	1,263	1,265	1,266	1,273	1,273	1,274	1,255

Tabel 2.7
Harga Konsumen Perdesaan Kelompok Makanan Jadi, 2010
Mie Ayam (Rp/Porsi)

Provinsi	Januari	Februari	Maret	April	Mei	Juni
(1)	(2)	(3)	(4)	(5)	(6)	(7)
Aceh	6,250	6,250	6,250	6,250	6,250	6,250
Sumatera Utara	6,368	6,368	6,456	6,456	6,456	6,456
Sumatera Barat	6,429	6,429	6,582	6,582	6,582	6,582
Riau	7,157	7,157	7,343	7,343	7,343	7,343
Jambi	6,444	6,444	6,444	6,444	6,444	6,444
Sumatera Selatan	5,250	5,250	5,250	5,250	5,250	5,250
Bengkulu	6,333	6,333	6,333	6,333	6,333	6,333
Lampung	5,364	5,486	5,595	5,595	5,595	5,595
Kep. Bangka Belitung	6,921	7,020	7,020	7,020	7,020	7,020
Kepulauan Riau	8,333	8,333	8,333	8,333	8,333	8,333
Jawa Barat	4,349	4,349	4,418	4,436	4,454	4,454
Jawa Tengah	3,941	3,985	3,986	4,012	4,014	4,052
D. I. Yogyakarta	3,914	3,914	3,914	4,003	4,003	4,003
Jawa Timur	3,604	3,604	3,632	3,697	3,705	3,690
Banten	4,786	4,786	4,786	4,786	4,786	4,786
Bali	4,133	4,133	4,133	4,133	4,133	4,133
Nusa Tenggara Barat	5,087	4,983	5,101	5,101	5,101	5,101
Nusa Tenggara Timur	5,396	5,396	5,846	5,846	5,846	5,846
Kalimantan Barat	6,857	6,857	6,857	7,020	7,188	7,188
Kalimantan Tengah	6,500	6,500	6,500	6,500	6,500	6,500
Kalimantan Selatan	4,722	4,722	4,722	4,857	4,857	4,857
Kalimantan Timur	8,311	8,443	8,443	8,443	8,443	8,443
Sulawesi Utara	7,158	7,953	7,953	7,953	7,953	7,953
Sulawesi Tengah	7,250	7,250	7,250	7,250	7,653	7,653
Sulawesi Selatan	6,750	6,750	6,750	6,750	6,750	6,750
Sulawesi Tenggara	6,743	6,743	6,743	6,743	6,743	6,743
Gorontalo	6,250	6,250	6,250	6,250	6,250	6,250
Sulawesi Barat	8,000	8,000	8,000	8,000	8,000	8,000
Maluku	7,583	7,583	7,583	7,583	7,583	7,583
Maluku Utara	8,938	8,938	8,938	8,938	8,938	8,938
Papua Barat	8,000	8,000	8,000	8,000	8,000	8,000
Papua	8,600	8,688	8,688	8,959	8,959	8,746
Nasional	6,304	6,341	6,378	6,402	6,421	6,415

Lanjutan Tabel 2.7

Provinsi	Juli	Agustus	September	Oktober	November	Desember	Rata-rata
(1)	(8)	(9)	(10)	(11)	(12)	(13)	(14)
Aceh	6,250	6,250	6,250	6,250	6,250	6,250	6,250
Sumatera Utara	6,456	6,981	7,065	7,065	7,065	7,334	6,710
Sumatera Barat	6,582	6,582	6,582	6,582	6,746	6,887	6,595
Riau	7,542	7,584	7,584	7,584	7,498	7,498	7,415
Jambi	6,444	6,623	6,623	6,729	6,729	6,853	6,556
Sumatera Selatan	5,425	5,425	5,606	5,718	5,832	5,930	5,453
Bengkulu	6,597	6,597	6,597	6,597	6,597	6,597	6,465
Lampung	5,819	5,819	5,819	5,935	5,935	5,935	5,708
Kep. Bangka Belitung	7,321	7,321	7,321	7,321	7,504	7,504	7,193
Kepulauan Riau	8,333	8,333	8,333	8,333	8,333	8,333	8,333
Jawa Barat	4,472	4,472	4,515	4,548	4,639	4,738	4,487
Jawa Tengah	4,086	4,117	4,246	4,298	4,333	4,412	4,124
D. I. Yogyakarta	4,125	4,125	4,500	4,500	4,500	4,500	4,167
Jawa Timur	3,739	3,784	3,896	3,919	3,919	4,007	3,766
Banten	4,786	5,014	5,085	5,206	5,206	5,206	4,935
Bali	4,133	4,133	4,133	4,251	4,251	4,251	4,162
Nusa Tenggara Barat	5,101	5,101	5,101	5,101	5,192	5,337	5,117
Nusa Tenggara Timur	5,846	5,846	5,846	6,333	6,333	6,333	5,893
Kalimantan Barat	7,188	7,188	7,547	7,622	7,940	7,940	7,283
Kalimantan Tengah	6,500	6,500	6,500	6,500	6,500	6,500	6,500
Kalimantan Selatan	4,857	4,857	4,857	4,857	4,857	4,857	4,823
Kalimantan Timur	8,745	8,745	8,943	8,943	8,943	8,943	8,649
Sulawesi Utara	7,953	7,953	7,953	7,953	7,953	7,953	7,887
Sulawesi Tengah	7,653	7,653	7,794	7,794	7,794	7,794	7,566
Sulawesi Selatan	6,750	6,750	6,750	6,919	6,919	6,919	6,792
Sulawesi Tenggara	7,417	7,417	7,417	7,417	7,417	7,417	7,080
Gorontalo	6,250	6,250	6,250	6,250	6,250	6,250	6,250
Sulawesi Barat	8,000	9,067	9,067	9,067	9,067	9,067	8,444
Maluku	7,583	7,583	7,963	7,963	8,228	8,228	7,754
Maluku Utara	8,938	8,938	8,938	8,938	8,938	8,938	8,938
Papua Barat	8,000	8,000	8,000	8,000	8,267	8,463	8,061
Papua	8,746	8,746	8,746	9,183	9,183	9,183	8,869
Nasional	6,489	6,555	6,620	6,677	6,722	6,761	6,507

Tabel 2.8
Harga Konsumen Perdesaan Kelompok Makanan Jadi, 2010
Gula Pasir (Rp/Kg)

Provinsi	Januari	Februari	Maret	April	Mei	Juni
(1)	(2)	(3)	(4)	(5)	(6)	(7)
Aceh	10,306	10,489	10,638	10,594	10,376	10,285
Sumatera Utara	12,062	12,773	12,893	15,024	14,514	14,293
Sumatera Barat	9,606	9,610	9,573	9,775	9,611	9,709
Riau	10,220	10,296	10,618	10,452	10,393	10,018
Jambi	10,084	10,498	10,708	10,866	11,153	10,989
Sumatera Selatan	9,785	10,049	9,992	10,197	10,059	10,059
Bengkulu	11,300	11,553	11,743	11,645	11,288	10,975
Lampung	9,829	10,408	10,431	10,244	10,437	10,194
Kep. Bangka Belitung	10,951	11,262	11,322	11,175	11,044	11,002
Kepulauan Riau	11,698	11,511	11,511	11,380	11,380	10,989
Jawa Barat	10,260	10,918	10,923	11,312	11,167	11,191
Jawa Tengah	10,491	10,553	10,509	10,198	9,968	9,697
D. I. Yogyakarta	10,505	10,552	10,543	10,049	9,885	9,815
Jawa Timur	10,443	10,468	10,421	10,142	9,984	9,568
Banten	10,067	10,407	10,435	10,403	10,399	10,382
Bali	10,639	10,967	10,967	10,874	10,409	10,274
Nusa Tenggara Barat	11,217	10,925	11,463	11,457	11,110	10,763
Nusa Tenggara Timur	11,273	11,740	12,655	12,759	12,609	12,530
Kalimantan Barat	10,035	10,047	9,975	10,170	9,847	9,884
Kalimantan Tengah	10,361	11,606	11,505	11,075	10,929	10,795
Kalimantan Selatan	10,502	10,499	10,299	9,781	9,600	9,286
Kalimantan Timur	12,184	13,258	13,715	14,006	13,954	13,732
Sulawesi Utara	10,090	10,090	10,403	10,564	10,483	10,264
Sulawesi Tengah	10,818	10,806	10,825	10,796	10,808	10,747
Sulawesi Selatan	10,122	10,960	10,777	10,869	10,597	10,699
Sulawesi Tenggara	11,011	11,252	11,405	11,260	11,260	11,226
Gorontalo	11,349	11,112	11,365	11,306	10,301	10,067
Sulawesi Barat	10,326	10,326	10,405	10,259	10,259	10,026
Maluku	11,430	11,983	12,270	12,270	12,586	12,649
Maluku Utara	10,913	10,913	10,913	11,119	11,066	11,066
Papua Barat	12,460	13,066	12,993	13,340	13,340	13,182
Papua	13,511	14,071	14,052	14,013	14,200	14,109
Nasional	10,808	11,093	11,195	11,230	11,094	10,952

Lanjutan Tabel 2.8

Provinsi	Juli	Agustus	September	Oktober	November	Desember	Rata-rata
(1)	(8)	(9)	(10)	(11)	(12)	(13)	(14)
Aceh	10,239	10,505	10,552	10,648	10,710	10,734	10,506
Sumatera Utara	14,543	14,815	15,037	15,238	15,413	15,630	14,353
Sumatera Barat	9,584	9,702	9,600	9,646	9,730	9,971	9,676
Riau	10,067	10,719	10,861	10,867	10,933	11,065	10,542
Jambi	10,862	10,809	10,968	11,085	11,085	11,062	10,847
Sumatera Selatan	9,831	10,218	10,175	10,370	10,373	10,437	10,129
Bengkulu	11,082	11,066	11,285	11,463	11,576	11,794	11,397
Lampung	10,317	10,210	10,161	10,161	10,347	10,347	10,257
Kep. Bangka Belitung	10,947	11,051	11,116	11,094	11,341	11,348	11,138
Kepulauan Riau	10,989	11,248	11,287	11,159	11,577	11,693	11,368
Jawa Barat	11,499	11,631	11,526	11,902	11,792	11,917	11,337
Jawa Tengah	10,117	10,404	10,372	10,590	10,768	10,824	10,374
D. I. Yogyakarta	10,797	10,905	10,880	11,157	11,259	11,228	10,631
Jawa Timur	9,909	10,106	10,041	10,425	10,580	10,532	10,218
Banten	10,340	10,844	11,199	11,208	11,408	11,460	10,713
Bali	10,687	10,488	10,488	10,638	10,591	10,728	10,646
Nusa Tenggara Barat	11,173	11,051	11,099	11,231	11,295	11,166	11,162
Nusa Tenggara Timur	12,605	12,977	13,098	13,020	13,094	13,121	12,623
Kalimantan Barat	10,193	10,292	10,272	10,240	10,460	10,873	10,191
Kalimantan Tengah	10,811	11,285	11,285	11,381	11,381	11,647	11,172
Kalimantan Selatan	9,779	10,150	10,149	10,350	10,682	11,465	10,212
Kalimantan Timur	14,182	14,469	14,474	14,384	14,400	14,400	13,930
Sulawesi Utara	10,573	10,980	11,024	11,157	11,186	11,383	10,683
Sulawesi Tengah	10,714	10,898	10,914	10,867	11,211	11,141	10,879
Sulawesi Selatan	10,761	11,302	11,625	11,598	11,598	11,458	11,030
Sulawesi Tenggara	11,417	11,612	11,482	11,720	11,702	11,747	11,424
Gorontalo	9,724	10,834	11,240	10,889	11,136	11,389	10,893
Sulawesi Barat	10,026	9,943	10,144	10,144	10,144	10,144	10,179
Maluku	12,649	12,681	12,741	12,741	12,930	13,122	12,504
Maluku Utara	11,354	11,708	11,806	11,806	11,882	11,882	11,369
Papua Barat	13,267	13,273	13,273	13,359	13,359	13,603	13,210
Papua	14,205	14,296	14,236	14,175	14,308	14,601	14,148
Nasional	11,101	11,327	11,388	11,460	11,570	11,685	11,242

Tabel 2.9
Harga Konsumen Perdesaan Kelompok Makanan Jadi, 2010
Kopi Bubuk (Rp/Ons)

Provinsi	Januari	Februari	Maret	April	Mei	Juni
(1)	(2)	(3)	(4)	(5)	(6)	(7)
Aceh	3,965	4,051	4,110	4,110	4,110	4,110
Sumatera Utara	3,124	3,124	3,164	3,159	3,140	3,140
Sumatera Barat	3,152	3,152	3,183	3,197	3,197	3,197
Riau	3,220	3,220	3,298	3,298	3,298	3,298
Jambi	3,456	3,456	3,498	3,560	3,524	3,524
Sumatera Selatan	2,594	2,547	2,504	2,504	2,504	2,504
Bengkulu	2,984	2,973	2,973	2,950	2,977	2,953
Lampung	2,601	2,630	2,630	2,630	2,630	2,630
Kep. Bangka Belitung	2,078	2,073	2,068	2,068	2,068	2,068
Kepulauan Riau	4,186	4,186	4,186	4,325	4,325	4,325
Jawa Barat	3,550	3,569	3,576	3,583	3,638	3,677
Jawa Tengah	3,046	3,094	3,107	3,150	3,141	3,149
D. I. Yogyakarta	3,136	3,136	3,136	3,136	3,136	3,136
Jawa Timur	3,073	3,105	3,137	3,139	3,158	3,134
Banten	2,236	2,236	2,236	2,236	2,232	2,232
Bali	3,005	3,016	3,016	3,016	3,033	3,026
Nusa Tenggara Barat	3,620	3,661	3,709	3,709	3,701	3,684
Nusa Tenggara Timur	3,570	3,570	3,608	3,608	3,608	3,623
Kalimantan Barat	2,863	2,863	2,863	2,863	2,863	2,863
Kalimantan Tengah	3,592	3,592	3,592	3,592	3,607	3,607
Kalimantan Selatan	3,434	3,434	3,434	3,451	3,451	3,451
Kalimantan Timur	4,548	4,766	4,766	4,766	4,796	4,823
Sulawesi Utara	3,480	3,480	3,480	3,480	3,480	3,480
Sulawesi Tengah	2,594	2,594	2,566	2,607	2,607	2,607
Sulawesi Selatan	2,569	2,654	2,654	2,654	2,654	2,949
Sulawesi Tenggara	2,680	2,680	2,771	2,771	2,751	2,751
Gorontalo	3,607	3,442	3,442	3,364	3,364	3,364
Sulawesi Barat	2,586	2,471	2,446	2,533	2,533	2,533
Maluku	4,295	4,391	4,865	4,953	4,953	4,953
Maluku Utara	4,631	4,631	4,631	4,631	4,631	4,631
Papua Barat	4,638	4,717	4,804	4,938	4,938	5,431
Papua	4,710	4,851	4,851	4,835	4,835	4,835
Nasional	3,338	3,355	3,385	3,401	3,403	3,428

Lanjutan Tabel 2.9

Provinsi	Juli	Agustus	September	Oktober	November	Desember	Rata-rata
(1)	(8)	(9)	(10)	(11)	(12)	(13)	(14)
Aceh	4,110	4,110	4,110	4,110	4,273	4,444	4,134
Sumatera Utara	3,140	3,140	3,140	3,140	3,276	3,282	3,164
Sumatera Barat	3,197	3,279	3,289	3,289	3,383	3,412	3,244
Riau	3,992	4,097	4,084	4,084	4,084	4,084	3,671
Jambi	3,524	3,524	3,524	3,524	3,524	3,524	3,513
Sumatera Selatan	2,497	2,497	2,571	2,571	2,565	2,565	2,535
Bengkulu	2,964	2,992	2,992	2,992	2,968	2,968	2,974
Lampung	2,630	2,630	2,630	2,630	2,601	2,601	2,623
Kep. Bangka Belitung	2,068	2,068	2,068	2,068	2,082	2,082	2,072
Kepulauan Riau	4,325	4,445	4,939	4,939	4,939	4,939	4,505
Jawa Barat	3,668	3,694	3,684	3,684	3,674	3,674	3,639
Jawa Tengah	3,186	3,234	3,223	3,250	3,259	3,302	3,179
D. I. Yogyakarta	3,136	3,136	3,136	3,168	3,175	3,272	3,153
Jawa Timur	3,159	3,174	3,168	3,200	3,212	3,237	3,158
Banten	2,232	2,456	2,456	2,480	2,474	2,521	2,336
Bali	3,055	3,055	3,055	3,055	3,092	3,092	3,043
Nusa Tenggara Barat	3,742	3,742	3,806	3,806	3,806	3,806	3,732
Nusa Tenggara Timur	3,623	3,579	3,587	3,605	3,605	3,605	3,599
Kalimantan Barat	2,863	2,863	2,863	2,863	2,863	2,863	2,863
Kalimantan Tengah	3,607	3,607	3,607	3,708	3,708	3,708	3,627
Kalimantan Selatan	3,451	3,451	3,549	3,549	3,549	3,549	3,479
Kalimantan Timur	4,807	4,841	4,841	4,929	4,929	4,929	4,812
Sulawesi Utara	3,480	3,480	3,480	3,480	3,480	3,480	3,480
Sulawesi Tengah	2,607	2,607	2,607	2,651	2,664	2,664	2,615
Sulawesi Selatan	2,949	2,986	2,986	2,986	2,986	3,030	2,838
Sulawesi Tenggara	2,751	2,777	2,777	2,777	2,777	2,777	2,753
Gorontalo	3,364	3,364	3,364	3,364	3,504	3,504	3,420
Sulawesi Barat	2,533	2,533	2,623	2,623	2,623	2,623	2,555
Maluku	4,953	4,953	4,953	4,953	4,953	4,953	4,844
Maluku Utara	4,631	4,688	4,688	4,728	4,728	4,728	4,665
Papua Barat	5,431	5,431	5,431	5,431	5,797	5,797	5,232
Papua	4,835	4,999	5,045	4,967	5,098	5,249	4,926
Nasional	3,454	3,482	3,509	3,519	3,552	3,571	3,450

Tabel 2.10
Harga Konsumen Perdesaan Kelompok Makanan Jadi, 2010
Kopi Instan (Kopi+Gula) (Rp/Sachet)

Provinsi	Januari	Februari	Maret	April	Mei	Juni
(1)	(2)	(3)	(4)	(5)	(6)	(7)
Aceh	1,480	1,480	1,480	1,480	1,480	1,480
Sumatera Utara	1,071	1,071	1,134	1,134	1,134	1,134
Sumatera Barat	1,318	1,318	1,318	1,318	1,318	1,318
Riau	1,150	1,150	1,150	1,150	1,150	1,214
Jambi	1,319	1,319	1,319	1,319	1,374	1,374
Sumatera Selatan	1,222	1,222	1,222	1,248	1,248	1,343
Bengkulu	1,260	1,260	1,240	1,240	1,240	1,240
Lampung	1,071	1,071	1,071	1,071	1,071	1,071
Kep. Bangka Belitung	1,000	1,000	1,000	1,000	1,000	1,000
Kepulauan Riau	1,600	1,600	1,600	1,600	1,600	1,600
Jawa Barat	933	934	938	941	941	941
Jawa Tengah	1,039	1,043	1,043	1,043	1,046	1,046
D. I. Yogyakarta	1,302	1,302	1,302	1,302	1,302	1,302
Jawa Timur	1,353	1,364	1,364	1,361	1,361	1,361
Banten	1,108	1,108	1,108	1,127	1,127	1,127
Bali	1,069	1,090	1,090	1,090	1,090	1,090
Nusa Tenggara Barat	1,187	1,147	1,243	1,208	1,208	1,208
Nusa Tenggara Timur	1,299	1,345	1,345	1,345	1,345	1,345
Kalimantan Barat	1,313	1,351	1,351	1,431	1,462	1,462
Kalimantan Tengah	1,163	1,163	1,163	1,163	1,224	1,224
Kalimantan Selatan	1,142	1,142	1,142	1,213	1,213	1,213
Kalimantan Timur	1,694	1,669	1,669	1,669	1,798	1,798
Sulawesi Utara	1,120	1,120	1,120	1,120	1,120	1,120
Sulawesi Tengah	1,250	1,250	1,250	1,250	1,250	1,250
Sulawesi Selatan	1,528	1,528	1,528	1,528	1,528	1,528
Sulawesi Tenggara	1,340	1,340	1,340	1,340	1,340	1,340
Gorontalo	1,064	1,064	1,064	1,064	1,064	1,064
Sulawesi Barat	1,250	1,215	1,215	1,215	1,215	1,215
Maluku	1,556	1,633	1,633	1,633	1,633	1,633
Maluku Utara	1,548	1,548	1,548	1,548	1,720	1,720
Papua Barat	1,583	1,583	1,583	1,583	1,583	1,470
Papua	1,590	1,640	1,685	1,685	1,685	1,685
Nasional	1,279	1,283	1,289	1,294	1,308	1,310

Lanjutan Tabel 2.10

Provinsi	Juli	Agustus	September	Oktober	November	Desember	Rata-rata
(1)	(8)	(9)	(10)	(11)	(12)	(13)	(14)
Aceh	1,480	1,623	1,623	1,623	1,623	1,590	1,537
Sumatera Utara	1,134	1,200	1,200	1,271	1,271	1,275	1,169
Sumatera Barat	1,318	1,318	1,318	1,318	1,318	1,318	1,318
Riau	1,214	1,169	1,169	1,169	1,169	1,169	1,169
Jambi	1,405	1,405	1,405	1,464	1,524	1,524	1,396
Sumatera Selatan	1,378	1,378	1,378	1,378	1,378	1,365	1,313
Bengkulu	1,240	1,240	1,240	1,240	1,240	1,240	1,243
Lampung	1,071	1,071	1,071	1,071	1,071	1,071	1,071
Kep. Bangka Belitung	1,000	1,000	1,000	1,000	1,000	1,000	1,000
Kepulauan Riau	1,600	1,702	1,702	1,702	1,702	1,702	1,643
Jawa Barat	948	954	961	961	958	963	948
Jawa Tengah	1,046	1,046	1,048	1,056	1,062	1,067	1,049
D. I. Yogyakarta	1,302	1,302	1,302	1,302	1,317	1,317	1,304
Jawa Timur	1,362	1,370	1,373	1,373	1,373	1,373	1,366
Banten	1,127	1,127	1,127	1,127	1,150	1,150	1,126
Bali	1,090	1,090	1,090	1,090	1,090	1,090	1,088
Nusa Tenggara Barat	1,208	1,208	1,208	1,208	1,208	1,208	1,204
Nusa Tenggara Timur	1,345	1,345	1,345	1,345	1,345	1,308	1,338
Kalimantan Barat	1,462	1,462	1,462	1,508	1,485	1,534	1,440
Kalimantan Tengah	1,224	1,224	1,224	1,224	1,224	1,224	1,203
Kalimantan Selatan	1,213	1,213	1,213	1,213	1,213	1,213	1,195
Kalimantan Timur	1,726	1,726	1,726	1,696	1,696	1,696	1,714
Sulawesi Utara	1,120	1,120	1,120	1,120	1,120	1,120	1,120
Sulawesi Tengah	1,250	1,250	1,250	1,250	1,250	1,250	1,250
Sulawesi Selatan	1,528	1,528	1,528	1,528	1,528	1,528	1,528
Sulawesi Tenggara	1,340	1,340	1,340	1,340	1,340	1,340	1,340
Gorontalo	1,064	1,064	1,064	1,064	1,064	1,064	1,064
Sulawesi Barat	1,215	1,215	1,215	1,215	1,215	1,215	1,218
Maluku	1,633	1,633	1,667	1,667	1,675	1,675	1,639
Maluku Utara	1,720	1,806	1,806	1,806	1,806	1,806	1,698
Papua Barat	1,470	1,470	1,470	1,470	1,470	1,470	1,517
Papua	1,685	1,843	1,799	1,758	1,633	1,633	1,694
Nasional	1,310	1,326	1,326	1,330	1,329	1,328	1,309

Tabel 2.11
Harga Konsumen Perdesaan Kelompok Makanan Jadi, 2010
Teh Botol (Rp/botol)

Provinsi	Januari	Februari	Maret	April	Mei	Juni
(1)	(2)	(3)	(4)	(5)	(6)	(7)
Aceh	3,078	3,078	3,078	3,078	3,078	3,078
Sumatera Utara	2,212	2,265	2,258	2,301	2,301	2,301
Sumatera Barat	2,100	2,100	2,100	2,100	2,208	2,250
Riau	2,375	2,375	2,603	2,603	2,675	2,675
Jambi	2,222	2,222	2,272	2,272	2,440	2,440
Sumatera Selatan	2,349	2,349	2,349	2,349	2,349	2,349
Bengkulu	2,962	2,962	2,962	2,962	3,036	3,036
Lampung	2,325	2,325	2,325	2,325	2,383	2,335
Kep. Bangka Belitung	2,575	2,575	2,624	2,582	2,582	2,582
Kepulauan Riau	3,000	3,000	3,100	3,100	3,203	3,203
Jawa Barat	1,948	1,993	1,985	1,996	1,996	2,019
Jawa Tengah	1,661	1,681	1,672	1,672	1,672	1,672
D. I. Yogyakarta	2,000	2,056	2,056	2,056	2,056	2,056
Jawa Timur	1,839	1,905	1,942	1,950	1,937	1,937
Banten	2,177	2,156	2,207	2,207	2,207	2,207
Bali	1,977	2,016	1,986	1,986	1,986	1,986
Nusa Tenggara Barat	1,857	1,857	1,857	1,857	1,857	1,857
Nusa Tenggara Timur	2,333	2,333	2,333	2,333	2,333	2,333
Kalimantan Barat	2,625	2,625	2,625	2,625	2,625	2,625
Kalimantan Tengah	2,375	2,375	2,375	2,375	2,375	2,375
Kalimantan Selatan	2,000	2,000	2,000	2,111	2,111	2,111
Kalimantan Timur	2,209	2,553	2,521	2,521	2,521	2,521
Sulawesi Utara	1,719	1,719	1,719	1,719	1,719	1,719
Sulawesi Tengah	1,763	1,825	1,879	1,879	1,879	1,879
Sulawesi Selatan	1,771	1,757	1,757	1,757	1,757	1,743
Sulawesi Tenggara	1,500	1,500	1,500	1,500	1,500	1,500
Gorontalo	1,750	1,750	1,750	1,750	1,625	1,625
Sulawesi Barat	3,182	3,182	3,418	3,418	3,418	3,418
Maluku	1,471	1,471	1,471	1,471	1,471	1,471
Maluku Utara	1,196	1,196	1,196	1,355	1,355	1,355
Papua Barat	1,500	1,500	1,500	1,500	1,500	1,500
Papua	2,167	2,244	2,244	2,244	2,244	2,244
Nasional	2,132	2,154	2,177	2,186	2,200	2,200

Lanjutan Tabel 2.11

Provinsi	Juli	Agustus	September	Oktober	November	Desember	Rata-rata
(1)	(8)	(9)	(10)	(11)	(12)	(13)	(14)
Aceh	3,078	3,078	3,078	3,078	3,078	3,078	3,078
Sumatera Utara	2,301	2,316	2,316	2,316	2,361	2,361	2,301
Sumatera Barat	2,450	2,450	2,450	2,450	2,450	2,450	2,297
Riau	2,675	2,675	2,675	2,675	2,675	2,675	2,613
Jambi	2,440	2,440	2,440	2,440	2,571	2,571	2,397
Sumatera Selatan	2,349	2,349	2,349	2,304	2,304	2,304	2,337
Bengkulu	3,036	3,036	3,036	3,036	3,036	3,036	3,011
Lampung	2,335	2,335	2,335	2,335	2,335	2,335	2,336
Kep. Bangka Belitung	2,582	2,640	2,640	2,640	2,640	2,640	2,609
Kepulauan Riau	3,203	3,203	3,203	3,203	3,203	3,203	3,152
Jawa Barat	2,057	2,050	2,103	2,119	2,068	2,076	2,034
Jawa Tengah	1,724	1,724	1,752	1,763	1,763	1,801	1,713
D. I. Yogyakarta	2,035	2,035	2,035	2,035	2,086	2,086	2,049
Jawa Timur	1,985	1,990	1,994	2,053	2,055	2,069	1,971
Banten	2,243	2,243	2,285	2,340	2,340	2,340	2,246
Bali	2,078	2,121	2,210	2,210	2,210	2,241	2,084
Nusa Tenggara Barat	1,857	1,909	1,909	1,909	1,909	1,909	1,879
Nusa Tenggara Timur	2,267	2,267	2,267	2,267	2,267	2,267	2,300
Kalimantan Barat	2,625	2,625	2,625	2,625	2,625	2,625	2,625
Kalimantan Tengah	2,375	2,375	2,375	2,375	2,375	2,375	2,375
Kalimantan Selatan	2,111	2,111	2,111	2,111	2,111	2,111	2,083
Kalimantan Timur	2,521	2,521	2,521	2,473	2,473	2,473	2,485
Sulawesi Utara	1,719	1,719	1,719	1,719	1,719	1,719	1,719
Sulawesi Tengah	1,879	1,879	1,879	1,879	1,879	1,879	1,865
Sulawesi Selatan	1,743	1,743	1,743	1,743	1,743	1,764	1,752
Sulawesi Tenggara	1,500	1,500	1,500	1,500	1,500	1,500	1,500
Gorontalo	1,625	1,625	1,625	1,625	1,625	1,625	1,667
Sulawesi Barat	3,418	3,418	3,418	3,418	3,418	3,418	3,378
Maluku	1,471	1,471	1,471	1,471	1,471	1,471	1,471
Maluku Utara	1,378	1,378	1,378	1,378	1,378	1,378	1,327
Papua Barat	1,500	1,500	1,500	1,500	1,500	1,500	1,500
Papua	2,244	2,244	2,244	2,244	2,244	2,212	2,235
Nasional	2,213	2,218	2,225	2,226	2,232	2,234	2,200

Tabel 2.12
Harga Konsumen Perdesaan Kelompok Makanan Jadi, 2010
Teh Hitam (Rp/40 Gr)

Provinsi	Januari	Februari	Maret	April	Mei	Juni
(1)	(2)	(3)	(4)	(5)	(6)	(7)
Aceh	2,347	2,347	2,347	2,347	2,347	2,347
Sumatera Utara	1,674	1,709	1,648	1,758	1,758	1,782
Sumatera Barat	1,488	1,686	1,551	1,551	1,551	1,551
Riau	2,270	2,270	2,341	2,341	2,341	2,341
Jambi	2,167	2,167	2,302	2,302	2,217	2,217
Sumatera Selatan	1,750	1,750	1,750	1,750	1,750	1,750
Bengkulu	2,417	2,417	2,417	2,417	2,417	2,417
Lampung	1,585	1,585	1,585	1,585	1,585	1,585
Kep. Bangka Belitung	1,935	1,935	1,935	1,935	1,935	1,935
Kepulauan Riau	1,500	1,500	1,500	1,500	1,500	1,500
Jawa Barat	1,742	1,792	1,792	1,806	1,806	1,825
Jawa Tengah	1,475	1,477	1,481	1,499	1,509	1,509
D. I. Yogyakarta	1,863	1,863	1,863	1,863	1,875	1,894
Jawa Timur	1,689	1,689	1,700	1,710	1,710	1,712
Banten	1,426	1,426	1,426	1,426	1,426	1,426
Bali	1,611	1,611	1,611	1,611	1,611	1,611
Nusa Tenggara Barat	2,521	2,521	2,521	2,443	2,443	2,443
Nusa Tenggara Timur	2,525	2,525	2,533	2,533	2,533	2,533
Kalimantan Barat	1,732	1,732	1,732	1,732	1,732	1,732
Kalimantan Tengah	1,814	1,814	1,814	1,814	1,814	1,814
Kalimantan Selatan	2,358	2,358	2,358	2,358	2,358	2,358
Kalimantan Timur	3,750	4,077	4,077	3,844	3,844	3,844
Sulawesi Utara	1,227	1,227	1,227	1,227	1,227	1,227
Sulawesi Tengah	1,733	1,733	1,763	1,763	1,763	1,763
Sulawesi Selatan	1,875	1,875	1,875	1,875	1,875	1,875
Sulawesi Tenggara	1,932	1,932	1,932	1,932	1,932	1,932
Gorontalo	1,239	1,416	1,456	1,498	1,412	1,412
Sulawesi Barat	2,267	2,267	2,267	2,519	2,519	2,519
Maluku	2,625	2,625	2,800	2,800	2,800	2,800
Maluku Utara	3,000	3,000	3,000	3,111	3,111	3,111
Papua Barat	2,750	2,750	2,750	2,750	2,750	2,750
Papua	2,705	2,874	2,910	3,177	3,226	3,226
Nasional	2,031	2,061	2,071	2,087	2,084	2,086

Lanjutan Tabel 2.12

Provinsi	Juli	Agustus	September	Oktober	November	Desember	Rata-rata
(1)	(8)	(9)	(10)	(11)	(12)	(13)	(14)
Aceh	2,347	2,347	2,347	2,347	2,347	2,347	2,347
Sumatera Utara	1,782	1,782	1,782	1,782	1,782	1,798	1,753
Sumatera Barat	1,551	1,551	1,551	1,809	1,809	1,809	1,622
Riau	2,341	2,369	2,369	2,369	2,369	2,369	2,341
Jambi	2,217	2,217	2,217	2,355	2,355	2,355	2,257
Sumatera Selatan	1,750	1,750	1,750	1,750	1,750	1,750	1,750
Bengkulu	2,417	2,417	2,417	2,417	2,417	2,417	2,417
Lampung	1,585	1,585	1,585	1,585	1,585	1,585	1,585
Kep. Bangka Belitung	1,935	1,935	1,935	1,935	1,935	1,935	1,935
Kepulauan Riau	1,500	1,500	1,500	1,500	1,500	1,500	1,500
Jawa Barat	1,854	1,856	1,856	1,856	1,838	1,838	1,822
Jawa Tengah	1,531	1,534	1,541	1,547	1,547	1,559	1,517
D. I. Yogyakarta	1,894	1,894	1,894	1,894	1,894	1,894	1,882
Jawa Timur	1,727	1,734	1,751	1,757	1,759	1,769	1,726
Banten	1,426	1,426	1,426	1,426	1,426	1,426	1,426
Bali	1,745	1,745	1,745	1,745	1,745	1,745	1,678
Nusa Tenggara Barat	2,544	2,544	2,544	2,544	2,544	2,544	2,513
Nusa Tenggara Timur	2,533	2,593	2,542	2,638	2,638	2,857	2,582
Kalimantan Barat	1,732	1,732	1,732	1,769	1,745	1,779	1,740
Kalimantan Tengah	1,814	1,814	1,814	1,836	1,836	1,836	1,820
Kalimantan Selatan	2,358	2,358	2,358	2,358	2,358	2,394	2,361
Kalimantan Timur	3,844	3,844	3,844	3,844	3,844	3,844	3,875
Sulawesi Utara	1,227	1,227	1,227	1,227	1,227	1,227	1,227
Sulawesi Tengah	1,810	1,810	1,834	1,853	1,902	1,867	1,800
Sulawesi Selatan	1,875	1,875	1,875	1,875	1,875	1,875	1,875
Sulawesi Tenggara	1,932	1,932	1,932	1,932	1,932	1,932	1,932
Gorontalo	1,412	1,412	1,412	1,412	1,412	1,412	1,409
Sulawesi Barat	2,519	2,519	2,519	2,519	2,519	2,519	2,456
Maluku	2,800	2,800	2,800	2,800	2,800	2,800	2,771
Maluku Utara	3,111	3,111	3,111	3,226	3,226	3,226	3,112
Papua Barat	2,750	2,750	2,750	2,811	2,811	2,811	2,765
Papua	3,226	3,226	3,226	3,226	3,226	3,226	3,123
Nasional	2,097	2,100	2,100	2,123	2,124	2,133	2,091

Tabel 2.13
Harga Konsumen Perdesaan Kelompok Makanan Jadi, 2010
Teh Hijau (Rp/40 Gr)

Provinsi	Januari	Februari	Maret	April	Mei	Juni
(1)	(2)	(3)	(4)	(5)	(6)	(7)
Aceh	2,833	2,833	2,833	2,833	2,833	2,833
Sumatera Utara	1,936	1,936	1,936	1,936	1,936	1,936
Sumatera Barat	1,539	1,539	1,539	1,539	1,539	1,539
Riau	2,083	2,083	2,153	2,153	2,272	2,272
Jambi	2,000	2,000	2,000	2,000	2,000	2,000
Sumatera Selatan	2,077	2,077	2,112	2,256	2,256	2,256
Bengkulu	1,625	1,625	1,625	1,625	1,625	1,625
Lampung	1,837	1,735	1,735	1,735	1,735	1,735
Kep. Bangka Belitung	2,722	2,722	2,836	2,741	2,741	2,741
Kepulauan Riau	1,500	1,500	1,500	1,500	1,500	1,500
Jawa Barat	2,419	2,419	2,419	2,419	2,419	2,419
Jawa Tengah	2,925	2,925	2,925	2,925	2,925	2,925
D. I. Yogyakarta	-	-	-	-	-	-
Jawa Timur	2,317	2,317	2,317	2,317	2,317	2,349
Banten	2,746	2,746	2,746	2,746	2,746	2,746
Bali	2,000	2,444	2,444	2,444	2,444	2,444
Nusa Tenggara Barat	3,000	3,000	3,000	3,000	3,000	3,000
Nusa Tenggara Timur	-	-	-	-	-	-
Kalimantan Barat	2,625	2,625	2,625	2,625	2,625	2,625
Kalimantan Tengah	2,000	2,000	2,000	2,000	2,000	2,000
Kalimantan Selatan	3,000	3,000	3,000	3,000	3,000	3,000
Kalimantan Timur	-	-	-	-	-	-
Sulawesi Utara	3,100	3,100	3,100	3,100	3,100	3,100
Sulawesi Tengah	2,593	2,593	2,593	2,593	2,593	2,593
Sulawesi Selatan	4,000	4,000	4,000	4,000	4,000	4,600
Sulawesi Tenggara	3,500	3,500	3,500	3,500	3,500	3,500
Gorontalo	3,125	3,125	3,125	3,125	3,125	3,125
Sulawesi Barat	2,600	2,600	2,600	2,600	2,600	2,600
Maluku	-	-	-	-	-	-
Maluku Utara	-	-	-	-	-	-
Papua Barat	6,000	6,000	6,000	6,000	6,000	6,000
Papua	5,129	5,728	5,728	5,728	5,728	5,728
Nasional	2,712	2,747	2,755	2,757	2,761	2,785

Lanjutan Tabel 2.13

Provinsi	Juli	Agustus	September	Oktober	November	Desember	Rata-rata
(1)	(8)	(9)	(10)	(11)	(12)	(13)	(14)
Aceh	2,833	2,914	2,914	2,914	2,914	2,914	2,867
Sumatera Utara	1,936	1,936	1,936	1,936	1,936	1,936	1,936
Sumatera Barat	1,539	1,582	1,582	1,582	1,582	1,582	1,557
Riau	2,272	2,272	2,272	2,272	2,272	2,272	2,221
Jambi	2,000	2,000	2,000	2,000	2,000	2,000	2,000
Sumatera Selatan	2,256	2,256	2,256	2,318	2,318	2,318	2,229
Bengkulu	1,896	1,896	1,896	1,896	1,896	1,896	1,760
Lampung	1,735	1,735	1,735	1,735	1,735	1,851	1,753
Kep. Bangka Belitung	2,855	2,998	2,998	2,998	2,998	2,998	2,862
Kepulauan Riau	1,500	1,500	1,500	1,500	1,500	1,500	1,500
Jawa Barat	2,419	2,419	2,419	2,419	2,419	2,419	2,419
Jawa Tengah	2,925	2,925	2,925	2,925	2,925	2,925	2,925
D. I. Yogyakarta	-	-	-	-	-	-	-
Jawa Timur	2,349	2,349	2,349	2,349	2,349	2,349	2,335
Banten	2,746	2,746	2,746	2,746	2,746	2,746	2,746
Bali	2,444	2,444	2,444	2,444	2,444	2,444	2,407
Nusa Tenggara Barat	3,000	3,000	3,000	3,000	3,000	3,000	3,000
Nusa Tenggara Timur	-	-	-	-	-	-	-
Kalimantan Barat	2,625	2,625	2,625	2,625	2,625	2,625	2,625
Kalimantan Tengah	2,000	2,000	2,000	2,000	2,000	2,000	2,000
Kalimantan Selatan	3,000	3,000	3,000	3,000	3,000	3,000	3,000
Kalimantan Timur	-	-	-	-	-	-	-
Sulawesi Utara	3,100	3,100	3,100	3,100	3,100	3,100	3,100
Sulawesi Tengah	2,593	2,593	2,593	2,593	2,593	2,593	2,593
Sulawesi Selatan	4,600	4,600	4,600	4,600	4,600	4,600	4,350
Sulawesi Tenggara	3,500	3,500	3,500	3,500	3,500	3,500	3,500
Gorontalo	3,125	3,125	3,125	3,125	3,125	3,125	3,125
Sulawesi Barat	2,600	2,600	2,600	2,600	2,600	2,600	2,600
Maluku	-	-	-	-	-	-	-
Maluku Utara	-	-	-	-	-	-	-
Papua Barat	6,000	6,000	6,000	5,200	5,200	5,200	5,800
Papua	5,728	5,728	5,728	5,728	5,728	5,728	5,678
Nasional	2,799	2,809	2,809	2,782	2,782	2,786	2,774

Tabel 2.14
Harga Konsumen Perdesaan Kelompok Makanan Jadi, 2010
Teh Celup (Rp/Bungkus=25 buah)

Provinsi	Januari	Februari	Maret	April	Mei	Juni
(1)	(2)	(3)	(4)	(5)	(6)	(7)
Aceh	4,300	4,300	4,300	4,691	4,691	4,691
Sumatera Utara	4,096	3,982	4,129	4,153	4,153	4,153
Sumatera Barat	4,531	4,542	4,542	4,542	4,542	4,542
Riau	4,083	4,083	4,167	4,167	4,267	4,267
Jambi	4,186	4,186	4,233	4,233	4,233	4,233
Sumatera Selatan	3,825	3,825	3,825	3,825	3,825	3,850
Bengkulu	4,275	4,275	4,275	4,275	4,275	4,275
Lampung	3,588	3,596	3,543	3,543	3,530	3,542
Kep. Bangka Belitung	4,849	4,822	4,805	4,823	4,823	4,823
Kepulauan Riau	4,350	4,350	4,350	4,350	4,350	4,398
Jawa Barat	3,420	3,494	3,563	3,553	3,564	3,565
Jawa Tengah	3,774	3,781	3,780	3,807	3,802	3,808
D. I. Yogyakarta	3,949	3,949	3,949	3,949	3,949	3,949
Jawa Timur	3,627	3,665	3,688	3,705	3,705	3,708
Banten	3,425	3,477	3,477	3,477	3,477	3,477
Bali	3,522	3,522	3,522	3,522	3,522	3,522
Nusa Tenggara Barat	4,193	4,193	4,193	4,193	4,193	4,260
Nusa Tenggara Timur	4,834	4,834	4,834	4,834	4,834	4,834
Kalimantan Barat	4,369	4,408	4,408	4,408	4,408	4,408
Kalimantan Tengah	4,071	4,026	4,026	4,026	4,101	4,158
Kalimantan Selatan	3,865	3,865	3,865	3,968	3,968	3,968
Kalimantan Timur	4,570	4,722	4,804	4,804	4,804	4,804
Sulawesi Utara	4,250	4,250	4,250	4,250	4,356	4,356
Sulawesi Tengah	4,415	4,388	4,272	4,247	4,247	4,247
Sulawesi Selatan	4,142	4,142	4,142	4,142	4,142	4,142
Sulawesi Tenggara	4,633	4,633	4,633	4,633	4,702	4,702
Gorontalo	4,875	4,875	4,916	4,916	4,916	4,916
Sulawesi Barat	3,944	3,944	3,725	3,725	3,725	3,725
Maluku	4,934	5,098	5,135	5,135	5,135	5,135
Maluku Utara	5,585	5,585	5,439	5,569	5,967	5,967
Papua Barat	5,274	5,274	5,372	5,372	5,372	5,372
Papua	5,531	5,784	5,844	5,806	5,772	5,772
Nasional	4,290	4,308	4,313	4,333	4,355	4,362

Lanjutan Tabel 2.14

Provinsi	Juli	Agustus	September	Oktober	November	Desember	Rata-rata
(1)	(8)	(9)	(10)	(11)	(12)	(13)	(14)
Aceh	4,691	4,691	4,691	4,752	4,752	4,752	4,608
Sumatera Utara	4,153	4,153	4,153	4,153	4,232	4,267	4,148
Sumatera Barat	4,672	4,708	4,708	4,757	4,757	4,757	4,633
Riau	4,296	4,330	4,330	4,330	4,330	4,558	4,267
Jambi	4,233	4,181	4,181	4,181	4,181	4,181	4,204
Sumatera Selatan	3,850	3,850	3,850	3,850	3,850	3,925	3,846
Bengkulu	4,275	4,275	4,275	4,394	4,394	4,394	4,305
Lampung	3,542	3,542	3,542	3,542	3,690	3,793	3,583
Kep. Bangka Belitung	4,915	4,941	5,013	5,013	5,013	5,013	4,904
Kepulauan Riau	4,354	4,354	4,282	4,135	4,181	4,181	4,303
Jawa Barat	3,607	3,618	3,672	3,649	3,670	3,670	3,587
Jawa Tengah	3,848	3,837	3,863	3,876	3,925	3,959	3,838
D. I. Yogyakarta	3,779	3,779	3,779	3,779	3,730	3,730	3,856
Jawa Timur	3,708	3,711	3,743	3,811	3,832	3,840	3,728
Banten	3,477	3,477	3,424	3,443	3,522	3,522	3,473
Bali	3,522	3,522	3,522	3,522	3,522	3,522	3,522
Nusa Tenggara Barat	4,260	4,260	4,260	4,260	4,260	4,260	4,232
Nusa Tenggara Timur	4,834	4,834	5,076	5,076	5,076	5,076	4,915
Kalimantan Barat	4,408	4,408	4,408	4,416	4,345	4,449	4,404
Kalimantan Tengah	4,158	4,129	4,129	4,129	4,129	4,129	4,101
Kalimantan Selatan	3,968	3,968	3,968	4,041	3,992	3,992	3,952
Kalimantan Timur	4,886	4,957	4,914	4,914	4,914	4,914	4,834
Sulawesi Utara	4,356	4,356	4,719	4,719	4,804	4,804	4,456
Sulawesi Tengah	4,247	4,247	4,247	4,332	4,256	4,256	4,283
Sulawesi Selatan	4,142	4,199	4,199	4,199	4,199	4,199	4,166
Sulawesi Tenggara	4,702	4,702	4,702	4,702	4,748	4,748	4,687
Gorontalo	4,916	4,916	4,916	4,916	4,916	4,916	4,909
Sulawesi Barat	3,725	3,725	3,725	3,725	3,725	3,725	3,762
Maluku	5,135	5,135	5,169	5,169	5,169	5,169	5,127
Maluku Utara	5,967	6,180	6,327	6,417	6,417	6,417	5,986
Papua Barat	5,372	5,372	5,372	5,551	5,551	5,551	5,400
Papua	6,038	5,987	5,987	5,916	5,916	6,074	5,869
Nasional	4,376	4,386	4,411	4,427	4,437	4,461	4,371

Tabel 2.15
Harga Konsumen Perdesaan Kelompok Makanan Jadi, 2010
Minuman Ringan (Rp/Botol)

Provinsi	Januari	Februari	Maret	April	Mei	Juni
(1)	(2)	(3)	(4)	(5)	(6)	(7)
Aceh	4,174	4,174	4,166	4,166	4,166	4,166
Sumatera Utara	2,847	2,907	2,900	2,997	2,997	2,997
Sumatera Barat	2,438	2,475	2,475	2,487	2,515	2,528
Riau	2,988	2,988	3,039	3,108	3,108	3,292
Jambi	3,608	3,575	3,590	3,590	3,590	3,590
Sumatera Selatan	3,171	3,150	3,150	3,150	3,184	3,161
Bengkulu	3,285	3,285	3,285	3,290	3,351	3,351
Lampung	2,328	2,328	2,373	2,373	2,373	2,373
Kep. Bangka Belitung	3,103	3,103	3,130	3,221	3,221	3,181
Kepulauan Riau	4,726	4,726	4,726	4,726	4,726	4,726
Jawa Barat	2,293	2,371	2,348	2,384	2,384	2,374
Jawa Tengah	2,116	2,161	2,170	2,199	2,212	2,213
D. I. Yogyakarta	2,207	2,207	2,354	2,354	2,354	2,354
Jawa Timur	2,208	2,232	2,259	2,272	2,273	2,303
Banten	2,383	2,442	2,442	2,442	2,442	2,442
Bali	2,653	2,706	2,730	2,730	2,762	2,831
Nusa Tenggara Barat	3,073	2,947	3,117	3,141	3,141	3,141
Nusa Tenggara Timur	4,778	4,738	4,738	4,780	4,922	4,932
Kalimantan Barat	4,866	4,928	4,928	4,916	4,986	4,986
Kalimantan Tengah	3,688	3,801	3,801	3,801	3,857	3,857
Kalimantan Selatan	2,552	2,552	2,552	2,552	2,552	2,552
Kalimantan Timur	5,894	6,129	6,169	6,169	6,169	6,169
Sulawesi Utara	3,240	3,240	3,240	3,240	3,240	3,240
Sulawesi Tengah	3,715	3,753	3,829	3,829	3,829	3,868
Sulawesi Selatan	3,172	3,172	3,172	3,248	3,234	3,249
Sulawesi Tenggara	4,178	4,144	4,144	4,144	4,144	4,241
Gorontalo	3,313	3,313	3,313	3,313	3,372	3,372
Sulawesi Barat	3,576	3,706	3,865	3,930	3,930	3,930
Maluku	5,575	5,898	5,898	6,166	6,166	6,166
Maluku Utara	5,656	5,656	5,656	5,656	5,656	5,656
Papua Barat	7,223	7,338	7,548	7,727	7,727	7,727
Papua	7,831	7,679	7,794	8,048	8,179	8,179
Nasional	3,714	3,744	3,778	3,817	3,836	3,848

Lanjutan Tabel 2.15

Provinsi	Juli	Agustus	September	Oktober	November	Desember	Rata-rata
(1)	(8)	(9)	(10)	(11)	(12)	(13)	(14)
Aceh	4,192	4,192	4,192	4,246	4,246	4,246	4,194
Sumatera Utara	2,997	3,058	3,058	3,058	3,087	3,087	2,999
Sumatera Barat	2,528	2,528	2,641	2,656	2,656	2,656	2,549
Riau	3,340	3,340	3,340	3,325	3,325	3,325	3,210
Jambi	3,631	3,683	3,683	3,741	3,741	3,756	3,648
Sumatera Selatan	3,161	3,161	3,161	3,161	3,161	3,239	3,167
Bengkulu	3,351	3,351	3,351	3,463	3,463	3,537	3,363
Lampung	2,373	2,373	2,464	2,464	2,464	2,478	2,397
Kep. Bangka Belitung	3,198	3,258	3,258	3,258	3,258	3,258	3,204
Kepulauan Riau	5,010	5,010	5,010	5,010	5,010	5,010	4,868
Jawa Barat	2,442	2,442	2,495	2,510	2,517	2,517	2,423
Jawa Tengah	2,239	2,249	2,263	2,304	2,304	2,313	2,229
D. I. Yogyakarta	2,354	2,354	2,413	2,413	2,413	2,413	2,349
Jawa Timur	2,316	2,316	2,349	2,357	2,386	2,393	2,305
Banten	2,442	2,468	2,499	2,579	2,612	2,612	2,484
Bali	2,885	2,922	2,905	2,933	2,962	3,057	2,840
Nusa Tenggara Barat	3,141	3,231	3,231	3,231	3,231	3,231	3,155
Nusa Tenggara Timur	5,031	5,065	5,113	5,201	5,141	5,282	4,977
Kalimantan Barat	4,986	5,253	5,253	5,253	5,253	5,253	5,072
Kalimantan Tengah	3,857	3,857	3,939	3,939	3,970	3,970	3,861
Kalimantan Selatan	2,552	2,552	2,552	2,552	2,552	2,552	2,552
Kalimantan Timur	6,169	6,206	6,228	6,247	6,247	6,247	6,170
Sulawesi Utara	3,240	3,240	3,240	3,240	3,240	3,315	3,246
Sulawesi Tengah	3,898	3,864	3,872	3,872	3,872	3,846	3,837
Sulawesi Selatan	3,249	3,249	3,249	3,249	3,287	3,287	3,235
Sulawesi Tenggara	4,241	4,241	4,241	4,241	4,280	4,314	4,213
Gorontalo	3,372	3,372	3,372	3,442	3,442	3,442	3,369
Sulawesi Barat	3,930	3,930	3,930	3,930	3,930	3,930	3,876
Maluku	6,166	6,166	6,367	6,367	6,367	6,367	6,139
Maluku Utara	5,740	5,740	5,740	5,740	5,740	5,740	5,698
Papua Barat	7,948	7,948	7,948	7,948	7,948	7,948	7,748
Papua	8,179	8,221	8,323	8,189	8,189	8,189	8,083
Nasional	3,880	3,901	3,927	3,941	3,947	3,963	3,858

Tabel 2.16
Harga Konsumen Perdesaan Kelompok Makanan Jadi, 2010
Air Mineral (Rp/Botol)

Provinsi	Januari	Februari	Maret	April	Mei	Juni
(1)	(2)	(3)	(4)	(5)	(6)	(7)
Aceh	2,111	2,111	2,111	2,111	2,111	2,111
Sumatera Utara	2,335	2,335	2,454	2,443	2,443	2,443
Sumatera Barat	2,214	2,214	2,214	2,214	2,214	2,257
Riau	2,385	2,385	2,385	2,546	2,546	2,652
Jambi	2,114	2,114	2,100	2,084	2,084	2,084
Sumatera Selatan	2,158	2,158	2,158	2,158	2,158	2,158
Bengkulu	2,530	2,530	2,530	2,530	2,530	2,530
Lampung	2,078	2,059	2,059	2,059	2,059	2,059
Kep. Bangka Belitung	2,293	2,293	2,293	2,314	2,314	2,314
Kepulauan Riau	2,011	2,011	2,101	2,101	2,101	2,101
Jawa Barat	1,813	1,821	1,879	1,900	1,912	1,919
Jawa Tengah	1,710	1,709	1,714	1,731	1,740	1,754
D. I. Yogyakarta	1,590	1,590	1,590	1,590	1,590	1,590
Jawa Timur	1,747	1,747	1,755	1,789	1,794	1,811
Banten	1,843	1,860	1,860	1,860	1,860	1,860
Bali	2,371	2,371	2,371	2,371	2,371	2,498
Nusa Tenggara Barat	2,051	1,965	2,055	2,101	2,101	2,101
Nusa Tenggara Timur	3,407	3,451	3,427	3,427	3,427	3,427
Kalimantan Barat	2,551	2,599	2,599	2,568	2,568	2,568
Kalimantan Tengah	2,214	2,275	2,275	2,275	2,322	2,322
Kalimantan Selatan	1,941	2,012	2,012	2,060	2,060	2,060
Kalimantan Timur	3,872	3,800	3,897	3,897	3,897	3,897
Sulawesi Utara	2,029	2,029	2,029	2,029	1,977	1,977
Sulawesi Tengah	2,323	2,370	2,370	2,370	2,370	2,383
Sulawesi Selatan	2,420	2,420	2,420	2,585	2,585	2,585
Sulawesi Tenggara	2,771	2,759	2,759	2,748	2,748	2,748
Gorontalo	2,227	2,227	2,227	2,289	2,289	2,289
Sulawesi Barat	2,385	2,324	2,324	2,324	2,324	2,324
Maluku	3,254	3,254	3,370	3,370	3,431	3,431
Maluku Utara	3,074	3,074	3,148	3,222	3,222	3,222
Papua Barat	3,894	3,894	3,928	3,928	3,928	3,884
Papua	3,714	3,899	3,890	3,890	3,958	3,899
Nasional	2,420	2,427	2,447	2,465	2,470	2,477

Lanjutan Tabel 2.16

Provinsi	Juli	Agustus	September	Oktober	November	Desember	Rata-rata
(1)	(8)	(9)	(10)	(11)	(12)	(13)	(14)
Aceh	2,111	2,111	2,183	2,183	2,216	2,216	2,141
Sumatera Utara	2,443	2,443	2,443	2,443	2,443	2,472	2,428
Sumatera Barat	2,257	2,278	2,300	2,300	2,300	2,300	2,255
Riau	2,679	2,679	2,626	2,626	2,626	2,626	2,563
Jambi	2,084	2,084	2,084	2,084	2,084	2,084	2,090
Sumatera Selatan	2,244	2,244	2,244	2,244	2,244	2,244	2,201
Bengkulu	2,530	2,530	2,530	2,578	2,578	2,578	2,542
Lampung	2,059	2,059	2,059	2,147	2,147	2,147	2,083
Kep. Bangka Belitung	2,314	2,314	2,314	2,366	2,366	2,366	2,322
Kepulauan Riau	2,101	2,101	2,161	2,161	2,161	2,161	2,106
Jawa Barat	1,950	1,964	1,992	2,005	1,995	1,997	1,929
Jawa Tengah	1,754	1,758	1,758	1,765	1,769	1,769	1,744
D. I. Yogyakarta	1,634	1,634	1,634	1,634	1,634	1,634	1,612
Jawa Timur	1,827	1,827	1,846	1,861	1,864	1,867	1,811
Banten	1,860	1,872	1,890	1,870	1,870	1,870	1,865
Bali	2,498	2,518	2,637	2,637	2,637	2,637	2,493
Nusa Tenggara Barat	2,101	2,101	2,125	2,125	2,159	2,159	2,096
Nusa Tenggara Timur	3,858	3,931	3,872	3,929	3,929	3,929	3,668
Kalimantan Barat	2,568	2,568	2,586	2,586	2,586	2,609	2,580
Kalimantan Tengah	2,322	2,322	2,322	2,322	2,322	2,322	2,301
Kalimantan Selatan	2,060	2,060	2,087	2,087	2,087	2,087	2,051
Kalimantan Timur	3,897	3,863	3,902	3,881	3,881	3,881	3,880
Sulawesi Utara	1,977	1,977	1,977	1,977	2,043	2,043	2,005
Sulawesi Tengah	2,383	2,383	2,383	2,383	2,404	2,416	2,378
Sulawesi Selatan	2,585	2,607	2,653	2,653	2,653	2,825	2,583
Sulawesi Tenggara	2,718	2,718	2,718	2,772	2,724	2,724	2,742
Gorontalo	2,289	2,289	2,353	2,353	2,549	2,492	2,323
Sulawesi Barat	2,324	2,324	2,324	2,324	2,324	2,324	2,329
Maluku	3,431	3,431	3,431	3,431	3,431	3,431	3,391
Maluku Utara	3,222	3,222	3,165	3,165	3,165	3,165	3,172
Papua Barat	3,884	3,884	3,884	3,884	3,785	3,785	3,880
Papua	3,918	3,937	3,937	3,975	3,975	3,953	3,912
Nasional	2,496	2,501	2,513	2,523	2,530	2,535	2,484

Tabel 2.17
Harga Konsumen Perdesaan Kelompok Makanan Jadi, 2010
Minuman Kesehatan/Berenergi (Rp/Botol)

Provinsi	Januari	Februari	Maret	April	Mei	Juni
(1)	(2)	(3)	(4)	(5)	(6)	(7)
Aceh	4,276	4,276	4,276	4,276	4,276	4,276
Sumatera Utara	3,881	3,933	3,946	3,896	3,896	3,896
Sumatera Barat	3,220	3,220	3,220	3,220	3,220	3,220
Riau	4,589	4,553	4,600	4,741	4,741	4,741
Jambi	3,770	3,770	3,770	3,770	3,770	3,770
Sumatera Selatan	3,531	3,531	3,618	3,618	3,618	3,618
Bengkulu	3,454	3,454	3,454	3,454	3,454	3,454
Lampung	3,300	3,300	3,300	3,300	3,300	3,300
Kep. Bangka Belitung	4,134	4,147	4,266	4,266	4,266	4,217
Kepulauan Riau	4,719	4,719	4,764	4,764	4,764	4,764
Jawa Barat	3,277	3,397	3,408	3,398	3,415	3,415
Jawa Tengah	3,201	3,210	3,219	3,221	3,212	3,226
D. I. Yogyakarta	3,426	3,426	3,426	3,475	3,497	3,511
Jawa Timur	3,151	3,167	3,168	3,173	3,178	3,193
Banten	3,549	3,549	3,539	3,539	3,539	3,539
Bali	3,356	3,366	3,414	3,414	3,454	3,468
Nusa Tenggara Barat	3,492	3,472	3,497	3,497	3,497	3,497
Nusa Tenggara Timur	3,647	3,662	3,801	3,839	3,852	3,968
Kalimantan Barat	3,610	3,622	3,661	3,631	3,662	3,682
Kalimantan Tengah	3,640	3,748	3,748	3,748	3,837	3,837
Kalimantan Selatan	3,282	3,282	3,282	3,339	3,339	3,339
Kalimantan Timur	4,579	4,621	4,621	4,587	4,587	4,587
Sulawesi Utara	3,241	3,241	3,241	3,241	3,241	3,241
Sulawesi Tengah	3,529	3,541	3,547	3,547	3,547	3,559
Sulawesi Selatan	3,260	3,260	3,260	3,291	3,291	3,270
Sulawesi Tenggara	3,723	3,741	3,750	3,770	3,779	3,779
Gorontalo	3,275	3,275	3,275	3,299	3,277	3,277
Sulawesi Barat	3,688	3,706	3,706	3,726	3,726	3,726
Maluku	5,411	5,411	5,411	5,411	5,411	5,411
Maluku Utara	4,500	4,500	4,500	4,500	4,500	4,500
Papua Barat	4,423	4,318	4,318	4,318	4,318	4,318
Papua	5,047	5,118	5,118	5,031	5,031	5,031
Nasional	3,787	3,798	3,816	3,822	3,828	3,832

Lanjutan Tabel 2.17

Provinsi	Juli	Agustus	September	Oktober	November	Desember	Rata-rata
(1)	(8)	(9)	(10)	(11)	(12)	(13)	(14)
Aceh	4,276	4,328	4,355	4,355	4,340	4,340	4,304
Sumatera Utara	3,929	3,929	3,929	3,929	3,929	3,929	3,919
Sumatera Barat	3,250	3,250	3,264	3,264	3,264	3,264	3,240
Riau	4,877	4,877	4,857	4,857	4,857	4,857	4,762
Jambi	3,770	3,770	3,770	3,770	3,770	3,770	3,770
Sumatera Selatan	3,669	3,669	3,669	3,669	3,669	3,690	3,631
Bengkulu	3,454	3,454	3,454	3,476	3,476	3,476	3,460
Lampung	3,300	3,300	3,300	3,300	3,300	3,300	3,300
Kep. Bangka Belitung	4,193	4,193	4,193	4,193	4,191	4,205	4,205
Kepulauan Riau	4,764	4,764	4,764	4,764	4,764	4,764	4,756
Jawa Barat	3,422	3,419	3,428	3,426	3,441	3,441	3,407
Jawa Tengah	3,242	3,242	3,245	3,255	3,252	3,259	3,232
D. I. Yogyakarta	3,511	3,511	3,534	3,534	3,534	3,561	3,496
Jawa Timur	3,202	3,204	3,224	3,229	3,226	3,227	3,195
Banten	3,539	3,539	3,539	3,539	3,539	3,539	3,541
Bali	3,468	3,468	3,468	3,468	3,468	3,468	3,440
Nusa Tenggara Barat	3,497	3,497	3,525	3,525	3,555	3,602	3,513
Nusa Tenggara Timur	3,930	3,961	4,021	4,021	3,989	4,011	3,892
Kalimantan Barat	3,682	3,682	3,682	3,682	3,682	3,712	3,666
Kalimantan Tengah	3,779	3,779	3,797	3,797	3,797	3,797	3,775
Kalimantan Selatan	3,339	3,339	3,339	3,354	3,354	3,354	3,328
Kalimantan Timur	4,669	4,632	4,632	4,608	4,614	4,614	4,613
Sulawesi Utara	3,241	3,241	3,241	3,318	3,383	3,540	3,284
Sulawesi Tengah	3,559	3,559	3,559	3,559	3,550	3,550	3,551
Sulawesi Selatan	3,270	3,270	3,270	3,270	3,270	3,299	3,273
Sulawesi Tenggara	3,787	3,787	3,805	3,827	3,828	3,828	3,784
Gorontalo	3,277	3,277	3,277	3,277	3,277	3,277	3,278
Sulawesi Barat	3,726	3,757	3,757	3,757	3,757	3,757	3,733
Maluku	5,411	5,411	5,712	5,712	5,712	5,712	5,512
Maluku Utara	4,680	4,680	4,680	4,680	4,680	4,680	4,590
Papua Barat	4,318	4,318	4,318	4,462	4,462	4,462	4,363
Papua	5,031	5,105	5,153	5,038	5,038	5,062	5,067
Nasional	3,846	3,850	3,867	3,872	3,874	3,886	3,840

Tabel 2.18
Harga Konsumen Perdesaan Kelompok Makanan Jadi, 2010
Ice Cream (Rp/Cup)

Provinsi	Januari	Februari	Maret	April	Mei	Juni
(1)	(2)	(3)	(4)	(5)	(6)	(7)
Aceh	4,000	4,000	4,000	4,000	4,000	4,000
Sumatera Utara	5,500	5,500	5,806	5,806	5,806	5,806
Sumatera Barat	4,250	4,250	4,250	4,250	4,250	4,250
Riau	7,366	7,366	7,366	7,366	7,366	7,366
Jambi	4,000	4,000	4,000	4,000	4,000	4,000
Sumatera Selatan	4,500	4,500	4,500	4,500	4,500	4,500
Bengkulu	4,356	4,356	4,356	4,356	4,356	4,356
Lampung	4,630	4,630	4,630	4,630	4,630	4,630
Kep. Bangka Belitung	5,375	5,375	5,375	5,375	5,375	5,375
Kepulauan Riau	7,500	7,500	7,500	7,500	7,500	7,500
Jawa Barat	4,307	4,364	4,431	4,431	4,398	4,398
Jawa Tengah	3,921	3,921	3,921	3,921	3,921	3,921
D. I. Yogyakarta	4,125	4,125	4,125	4,125	4,125	4,125
Jawa Timur	3,513	3,513	3,513	3,561	3,573	3,573
Banten	4,200	4,200	4,200	4,200	4,200	4,200
Bali	4,000	4,000	4,000	4,000	4,000	4,000
Nusa Tenggara Barat	2,938	2,938	2,938	2,938	2,938	2,938
Nusa Tenggara Timur	3,250	3,250	3,250	3,250	3,250	3,250
Kalimantan Barat	4,533	4,533	4,533	4,533	4,533	4,533
Kalimantan Tengah	5,000	5,238	5,238	5,238	5,238	5,238
Kalimantan Selatan	4,000	4,000	4,000	4,000	4,000	4,000
Kalimantan Timur	6,253	6,152	6,152	6,152	6,152	6,152
Sulawesi Utara	5,286	5,286	5,286	5,286	5,286	5,286
Sulawesi Tengah	4,000	4,000	4,000	4,000	4,000	4,000
Sulawesi Selatan	4,000	4,000	4,000	4,000	4,000	4,000
Sulawesi Tenggara	-	-	-	-	-	-
Gorontalo	2,817	2,817	2,817	2,817	2,817	2,817
Sulawesi Barat	-	-	-	-	-	-
Maluku	5,000	5,000	5,000	5,000	5,000	5,000
Maluku Utara	5,000	5,500	5,500	5,500	5,500	5,500
Papua Barat	5,000	5,000	5,000	5,000	5,000	5,000
Papua	6,133	6,243	6,243	6,243	6,243	6,243
Nasional	4,625	4,652	4,664	4,666	4,665	4,665

Lanjutan Tabel 2.18

Provinsi	Juli	Agustus	September	Oktober	November	Desember	Rata-rata
(1)	(8)	(9)	(10)	(11)	(12)	(13)	(14)
Aceh	4,000	4,000	4,000	4,000	4,000	4,000	4,000
Sumatera Utara	5,806	5,806	5,806	5,806	5,806	5,806	5,755
Sumatera Barat	4,250	4,250	4,250	4,250	4,250	4,250	4,250
Riau	7,366	7,366	7,366	7,366	7,366	7,366	7,366
Jambi	4,000	4,000	4,000	4,000	4,000	4,000	4,000
Sumatera Selatan	4,500	4,500	4,500	4,500	4,500	4,650	4,513
Bengkulu	4,356	4,356	4,356	4,334	4,334	4,334	4,350
Lampung	4,630	4,630	4,630	4,630	4,630	4,630	4,630
Kep. Bangka Belitung	5,375	5,554	5,554	5,554	5,554	5,554	5,450
Kepulauan Riau	7,500	7,500	7,500	7,500	7,500	7,500	7,500
Jawa Barat	4,398	4,398	4,398	4,444	4,444	4,444	4,405
Jawa Tengah	3,921	3,921	3,921	3,921	3,921	3,921	3,921
D. I. Yogyakarta	4,125	4,125	4,305	4,305	4,305	4,305	4,185
Jawa Timur	3,553	3,574	3,574	3,623	3,657	3,657	3,574
Banten	4,200	4,200	4,200	4,200	4,200	4,200	4,200
Bali	4,000	4,000	4,000	4,000	4,000	4,000	4,000
Nusa Tenggara Barat	2,938	2,938	3,027	3,027	3,027	3,027	2,967
Nusa Tenggara Timur	3,250	3,250	3,250	3,250	3,250	3,250	3,250
Kalimantan Barat	4,533	4,533	4,533	4,533	4,533	4,533	4,533
Kalimantan Tengah	5,432	5,432	5,432	5,432	5,432	5,432	5,315
Kalimantan Selatan	4,000	4,000	4,000	4,000	4,000	4,000	4,000
Kalimantan Timur	6,152	6,298	6,298	6,186	6,186	6,186	6,193
Sulawesi Utara	5,286	5,286	5,286	5,286	5,286	5,286	5,286
Sulawesi Tengah	4,000	4,000	4,000	4,000	4,000	4,000	4,000
Sulawesi Selatan	4,000	4,000	4,000	4,000	4,000	4,000	4,000
Sulawesi Tenggara	-	-	-	-	-	-	-
Gorontalo	2,817	2,817	2,817	2,817	2,817	2,817	2,817
Sulawesi Barat	-	-	-	-	-	-	-
Maluku	5,000	5,000	5,000	5,000	5,000	5,000	5,000
Maluku Utara	5,500	5,500	5,500	5,500	5,500	5,500	5,458
Papua Barat	5,000	5,000	5,000	5,000	5,000	5,000	5,000
Papua	6,243	6,243	6,243	7,075	7,075	7,075	6,442
Nasional	4,671	4,683	4,691	4,718	4,719	4,724	4,679

Tabel 2.19
Harga Konsumen Perdesaan Kelompok Makanan Jadi, 2010
Rokok Putih (Rp/Bungkus=20 batang)

Provinsi	Januari	Februari	Maret	April	Mei	Juni
(1)	(2)	(3)	(4)	(5)	(6)	(7)
Aceh	9,387	9,309	9,377	9,426	9,457	9,384
Sumatera Utara	9,200	9,246	9,304	9,508	9,523	9,512
Sumatera Barat	9,427	9,502	9,487	9,508	9,539	9,631
Riau	9,631	9,741	9,827	9,849	9,885	9,883
Jambi	9,820	9,936	9,942	10,000	10,063	10,063
Sumatera Selatan	9,141	9,203	9,203	9,288	9,417	9,542
Bengkulu	9,807	9,880	9,924	9,997	9,997	9,997
Lampung	9,212	9,302	9,421	9,421	9,421	9,624
Kep. Bangka Belitung	9,851	9,938	10,002	9,969	9,969	10,005
Kepulauan Riau	10,295	10,349	10,349	10,608	10,679	10,679
Jawa Barat	9,257	9,365	9,410	9,442	9,458	9,491
Jawa Tengah	9,059	9,148	9,170	9,215	9,215	9,279
D. I. Yogyakarta	8,414	8,494	8,576	8,827	8,827	8,849
Jawa Timur	8,798	8,944	9,035	9,170	9,189	9,217
Banten	9,768	9,861	9,861	9,861	9,906	9,906
Bali	9,428	9,625	9,814	9,842	9,793	9,887
Nusa Tenggara Barat	8,782	8,817	9,072	9,115	9,186	9,166
Nusa Tenggara Timur	9,776	9,890	10,013	10,128	10,136	10,136
Kalimantan Barat	9,379	9,506	9,532	9,647	9,637	9,678
Kalimantan Tengah	9,062	9,062	9,062	9,062	9,089	9,152
Kalimantan Selatan	9,027	9,142	9,160	8,948	8,948	8,962
Kalimantan Timur	10,020	10,342	10,464	10,552	10,520	10,520
Sulawesi Utara	9,828	9,936	10,047	10,047	10,047	10,119
Sulawesi Tengah	9,512	9,578	9,837	9,894	9,894	9,959
Sulawesi Selatan	9,527	9,527	9,527	9,527	9,615	9,506
Sulawesi Tenggara	10,173	10,384	10,498	10,530	10,530	10,590
Gorontalo	9,608	9,676	9,945	10,016	10,088	10,140
Sulawesi Barat	9,225	9,460	9,432	9,527	9,527	9,607
Maluku	10,450	10,640	11,028	11,028	11,154	11,154
Maluku Utara	10,224	10,224	10,224	10,332	10,285	10,285
Papua Barat	10,250	10,396	10,471	10,414	10,414	10,477
Papua	10,631	10,896	10,882	10,864	10,951	10,998
Nasional	9,562	9,666	9,747	9,799	9,824	9,856

Lanjutan Tabel 2.19

Provinsi	Juli	Agustus	September	Oktober	November	Desember	Rata-rata
(1)	(8)	(9)	(10)	(11)	(12)	(13)	(14)
Aceh	9,384	9,409	9,409	9,544	9,521	9,543	9,429
Sumatera Utara	9,535	9,567	9,674	9,722	9,806	9,926	9,544
Sumatera Barat	9,688	9,866	9,880	9,898	9,952	9,948	9,694
Riau	10,054	10,054	9,934	10,127	10,247	10,236	9,956
Jambi	10,063	10,063	10,104	10,158	10,181	10,273	10,055
Sumatera Selatan	9,978	10,275	10,313	10,393	10,393	10,513	9,805
Bengkulu	10,093	10,093	10,093	10,163	10,366	10,366	10,064
Lampung	9,624	9,645	9,691	9,691	9,691	9,691	9,536
Kep. Bangka Belitung	9,982	10,042	10,084	10,084	10,143	10,179	10,021
Kepulauan Riau	10,679	10,743	10,855	10,855	10,855	10,965	10,659
Jawa Barat	9,538	9,600	9,663	9,791	9,698	9,754	9,539
Jawa Tengah	9,330	9,361	9,405	9,492	9,546	9,607	9,319
D. I. Yogyakarta	8,809	8,826	9,115	9,138	9,138	9,347	8,863
Jawa Timur	9,332	9,347	9,458	9,544	9,568	9,617	9,268
Banten	9,940	9,983	10,011	10,117	10,117	10,117	9,954
Bali	9,914	9,983	9,983	10,103	10,116	10,197	9,890
Nusa Tenggara Barat	9,253	9,429	9,385	9,423	9,423	9,655	9,226
Nusa Tenggara Timur	10,112	10,242	10,373	10,373	10,633	10,664	10,206
Kalimantan Barat	9,733	9,788	9,862	9,937	10,040	10,096	9,736
Kalimantan Tengah	9,152	9,152	9,182	9,242	9,284	9,284	9,149
Kalimantan Selatan	8,962	8,962	8,962	9,000	9,055	9,161	9,024
Kalimantan Timur	10,577	10,389	10,384	10,361	10,361	10,389	10,406
Sulawesi Utara	10,119	10,119	10,119	10,119	10,167	10,360	10,085
Sulawesi Tengah	10,046	10,112	10,327	10,377	10,377	10,291	10,017
Sulawesi Selatan	9,582	9,665	9,801	9,801	9,963	10,167	9,684
Sulawesi Tenggara	10,590	10,665	10,665	10,801	10,674	10,910	10,584
Gorontalo	10,212	10,212	10,212	10,278	10,352	10,553	10,108
Sulawesi Barat	9,630	10,038	10,084	10,131	10,173	10,173	9,751
Maluku	11,217	11,217	11,217	11,217	11,481	11,591	11,116
Maluku Utara	10,285	10,383	10,383	10,430	10,630	10,634	10,360
Papua Barat	10,477	10,477	10,750	10,690	10,963	10,906	10,557
Papua	10,998	11,013	11,013	10,875	11,002	11,032	10,929
Nasional	9,903	9,960	10,012	10,059	10,122	10,192	9,892

Tabel 2.20
Harga Konsumen Perdesaan Kelompok Makanan Jadi, 2010
Rokok Kretek (Rp/Bungkus=12 batang)

Provinsi	Januari	Februari	Maret	April	Mei	Juni
(1)	(2)	(3)	(4)	(5)	(6)	(7)
Aceh	7,844	7,844	7,844	7,844	7,844	7,844
Sumatera Utara	7,800	8,172	8,179	8,297	8,297	8,297
Sumatera Barat	8,106	8,106	8,106	8,106	8,106	8,106
Riau	8,267	8,311	8,430	8,430	8,430	8,430
Jambi	7,800	7,800	7,729	7,729	7,729	7,729
Sumatera Selatan	7,446	7,446	7,446	7,446	7,446	7,446
Bengkulu	6,909	6,909	6,909	6,909	6,909	6,909
Lampung	7,259	7,259	7,346	7,346	7,346	7,754
Kep. Bangka Belitung	7,059	7,059	7,059	7,059	7,059	7,059
Kepulauan Riau	7,656	7,656	7,656	7,656	7,656	7,656
Jawa Barat	7,614	7,611	7,643	7,643	7,643	7,643
Jawa Tengah	6,942	7,001	7,001	6,979	7,043	7,155
D. I. Yogyakarta	7,145	7,145	7,145	7,145	7,145	7,145
Jawa Timur	7,171	7,205	7,160	7,203	7,224	7,291
Banten	7,149	7,149	7,149	7,149	7,149	7,149
Bali	8,479	8,479	8,715	8,826	8,826	8,826
Nusa Tenggara Barat	6,791	6,791	6,791	6,791	6,791	6,791
Nusa Tenggara Timur	8,701	8,933	9,195	9,195	9,142	9,142
Kalimantan Barat	6,976	7,008	7,008	7,038	7,009	7,009
Kalimantan Tengah	8,605	8,605	8,605	8,605	8,605	8,605
Kalimantan Selatan	8,159	8,397	8,397	8,346	8,346	8,346
Kalimantan Timur	8,559	8,648	8,648	8,426	8,426	8,426
Sulawesi Utara	7,824	7,824	7,824	7,824	7,824	7,824
Sulawesi Tengah	7,660	7,660	7,660	7,660	7,738	7,738
Sulawesi Selatan	7,821	7,723	7,723	7,723	7,723	7,723
Sulawesi Tenggara	7,588	7,739	7,739	8,195	8,195	8,195
Gorontalo	7,536	7,536	7,622	7,622	7,622	7,939
Sulawesi Barat	7,632	8,109	7,883	7,883	7,883	7,883
Maluku	8,444	8,444	8,444	8,444	8,444	8,444
Maluku Utara	8,895	8,895	8,895	9,488	9,488	9,488
Papua Barat	8,730	10,289	10,289	10,289	10,289	10,289
Papua	8,702	9,157	9,157	9,149	9,149	9,149
Nasional	7,790	7,903	7,919	7,951	7,954	7,982

Lanjutan Tabel 2.20

Provinsi	Juli	Agustus	September	Oktober	November	Desember	Rata-rata
(1)	(8)	(9)	(10)	(11)	(12)	(13)	(14)
Aceh	7,844	7,900	7,900	7,900	7,900	7,900	7,867
Sumatera Utara	8,297	8,297	8,297	8,396	8,396	8,396	8,260
Sumatera Barat	8,466	8,608	8,689	8,689	8,689	8,689	8,372
Riau	8,430	8,300	8,300	8,300	8,376	8,376	8,365
Jambi	7,729	7,729	7,830	7,919	7,919	7,919	7,797
Sumatera Selatan	8,994	8,994	8,994	8,994	8,994	10,841	8,374
Bengkulu	6,909	6,909	6,909	7,165	7,165	7,165	6,973
Lampung	7,754	7,754	7,754	7,754	7,754	7,754	7,569
Kep. Bangka Belitung	7,059	7,290	7,290	7,290	7,290	7,290	7,155
Kepulauan Riau	7,656	7,656	7,656	7,656	8,750	8,750	7,839
Jawa Barat	7,643	7,696	7,696	7,696	7,696	7,696	7,660
Jawa Tengah	7,164	7,210	7,334	7,357	7,372	7,397	7,163
D. I. Yogyakarta	6,932	6,932	7,155	7,155	7,155	7,312	7,126
Jawa Timur	7,342	7,356	7,427	7,442	7,442	7,487	7,313
Banten	7,149	7,149	7,149	7,149	7,149	7,149	7,149
Bali	8,826	8,826	8,826	8,826	8,826	8,826	8,759
Nusa Tenggara Barat	6,791	6,791	6,791	6,791	6,791	6,791	6,791
Nusa Tenggara Timur	9,157	9,238	9,318	9,289	9,481	9,491	9,190
Kalimantan Barat	7,039	7,039	7,071	7,150	7,215	7,215	7,065
Kalimantan Tengah	8,605	8,605	8,788	8,788	8,788	8,788	8,666
Kalimantan Selatan	8,346	8,346	8,346	8,392	8,349	8,349	8,343
Kalimantan Timur	8,554	8,554	8,554	8,554	8,554	8,554	8,538
Sulawesi Utara	7,824	7,824	7,824	7,824	7,824	7,824	7,824
Sulawesi Tengah	7,738	7,831	7,831	7,911	7,817	7,933	7,765
Sulawesi Selatan	7,723	7,723	7,723	7,723	7,723	7,723	7,731
Sulawesi Tenggara	8,195	8,195	8,195	8,195	8,195	8,195	8,068
Gorontalo	7,939	7,939	7,939	7,939	7,939	7,939	7,793
Sulawesi Barat	8,115	8,115	8,115	8,115	8,115	8,115	7,997
Maluku	8,444	8,444	8,444	8,444	8,914	8,914	8,523
Maluku Utara	9,488	9,488	9,488	9,488	9,488	9,488	9,339
Papua Barat	10,289	10,289	10,289	10,289	10,289	10,289	10,159
Papua	9,149	9,410	9,410	9,229	9,229	9,393	9,190
Nasional	8,050	8,076	8,104	8,119	8,174	8,248	8,023

Tabel 2.21
Harga Konsumen Perdesaan Kelompok Makanan Jadi, 2010
Rokok Kretek Filter (Rp/Bungkus=12 batang)

Provinsi	Januari	Februari	Maret	April	Mei	Juni
(1)	(2)	(3)	(4)	(5)	(6)	(7)
Aceh	8,030	7,979	8,039	8,039	8,039	8,039
Sumatera Utara	8,329	8,385	8,265	8,564	8,602	8,602
Sumatera Barat	8,104	8,104	8,138	8,186	8,255	8,295
Riau	8,306	8,339	8,319	8,319	8,350	8,424
Jambi	7,655	7,680	7,680	7,655	7,708	7,738
Sumatera Selatan	7,447	7,447	7,463	7,480	7,608	7,648
Bengkulu	7,664	7,765	7,765	7,902	7,858	7,858
Lampung	7,915	7,875	7,955	8,014	8,048	8,190
Kep. Bangka Belitung	8,212	8,256	8,256	8,322	8,341	8,398
Kepulauan Riau	8,278	8,318	8,318	8,422	8,422	8,507
Jawa Barat	8,065	8,140	8,195	8,255	8,256	8,278
Jawa Tengah	7,892	7,929	7,959	8,016	8,051	8,100
D. I. Yogyakarta	7,599	7,653	7,675	7,736	7,776	7,851
Jawa Timur	7,525	7,575	7,622	7,671	7,703	7,773
Banten	8,157	8,103	8,107	8,119	8,148	8,148
Bali	7,771	7,922	7,943	7,943	7,943	7,993
Nusa Tenggara Barat	7,754	7,757	7,883	7,930	8,023	8,023
Nusa Tenggara Timur	8,508	8,492	8,656	8,688	8,707	8,681
Kalimantan Barat	7,732	7,781	7,781	7,781	7,804	7,836
Kalimantan Tengah	7,777	7,818	7,818	7,818	7,818	7,875
Kalimantan Selatan	7,468	7,483	7,483	7,376	7,376	7,376
Kalimantan Timur	9,145	9,390	9,494	9,581	9,511	9,511
Sulawesi Utara	7,960	7,960	8,073	8,105	8,105	8,163
Sulawesi Tengah	7,871	7,871	7,955	7,955	7,955	7,955
Sulawesi Selatan	8,530	8,501	8,529	8,515	8,549	8,518
Sulawesi Tenggara	8,692	8,882	9,157	9,307	9,307	9,307
Gorontalo	8,177	8,177	8,240	8,240	8,173	8,250
Sulawesi Barat	8,847	9,008	8,859	9,169	9,169	9,169
Maluku	9,552	9,918	10,179	10,228	10,228	10,228
Maluku Utara	9,661	9,876	9,876	9,876	9,876	9,876
Papua Barat	8,380	8,368	8,283	8,377	8,377	8,301
Papua	8,974	9,167	9,167	9,237	9,330	9,330
Nasional	8,187	8,247	8,285	8,338	8,357	8,382

Lanjutan Tabel 2.21

Provinsi	Juli	Agustus	September	Oktober	November	Desember	Rata-rata
(1)	(8)	(9)	(10)	(11)	(12)	(13)	(14)
Aceh	8,039	8,039	8,039	8,039	8,039	8,080	8,037
Sumatera Utara	8,602	8,667	8,689	8,725	8,820	8,911	8,597
Sumatera Barat	8,316	8,433	8,401	8,438	8,421	8,389	8,290
Riau	8,424	8,390	8,429	8,430	8,497	8,497	8,394
Jambi	7,738	7,738	7,913	7,913	7,913	7,913	7,771
Sumatera Selatan	7,809	7,809	7,783	7,813	7,888	8,087	7,690
Bengkulu	7,926	7,926	7,926	8,159	8,370	8,370	7,957
Lampung	8,190	8,190	8,239	8,239	8,239	8,239	8,111
Kep. Bangka Belitung	8,417	8,447	8,470	8,511	8,529	8,465	8,385
Kepulauan Riau	8,560	8,560	8,474	8,474	8,474	8,474	8,440
Jawa Barat	8,317	8,377	8,457	8,504	8,435	8,481	8,313
Jawa Tengah	8,165	8,205	8,252	8,352	8,410	8,453	8,149
D. I. Yogyakarta	7,872	7,887	7,952	8,002	8,051	8,135	7,849
Jawa Timur	7,831	7,857	7,921	7,933	7,991	8,048	7,788
Banten	8,180	8,323	8,386	8,545	8,637	8,647	8,292
Bali	8,014	8,168	8,295	8,353	8,472	8,578	8,116
Nusa Tenggara Barat	8,023	8,156	8,158	8,158	8,126	8,199	8,016
Nusa Tenggara Timur	8,886	8,947	9,099	9,129	9,386	9,462	8,887
Kalimantan Barat	7,899	8,151	8,243	8,166	8,264	8,439	7,990
Kalimantan Tengah	7,889	7,922	7,967	7,972	8,013	8,013	7,892
Kalimantan Selatan	7,376	7,391	7,412	7,457	7,546	7,582	7,444
Kalimantan Timur	9,546	9,634	9,563	9,540	9,540	9,540	9,500
Sulawesi Utara	8,163	8,163	8,228	8,287	8,359	8,359	8,161
Sulawesi Tengah	7,955	7,955	8,036	8,057	8,140	8,162	7,989
Sulawesi Selatan	8,518	8,542	8,629	8,629	8,629	8,629	8,560
Sulawesi Tenggara	9,498	9,498	9,630	9,630	9,630	9,630	9,348
Gorontalo	8,348	8,424	8,424	8,537	8,578	8,578	8,345
Sulawesi Barat	8,986	8,986	8,986	8,986	8,986	8,986	9,012
Maluku	10,223	10,223	10,251	10,251	10,406	10,380	10,172
Maluku Utara	10,212	10,297	10,141	10,141	10,141	10,141	10,010
Papua Barat	8,301	8,312	8,406	8,486	8,502	8,502	8,383
Papua	9,330	9,200	9,200	9,002	9,263	9,341	9,212
Nasional	8,424	8,463	8,500	8,527	8,584	8,616	8,409

Tabel 2.22
Harga Konsumen Perdesaan Kelompok Makanan Jadi, 2010
Tembakau Shag (Rp/Ons)

Provinsi	Januari	Februari	Maret	April	Mei	Juni
(1)	(2)	(3)	(4)	(5)	(6)	(7)
Aceh	7,467	7,467	7,467	7,467	7,467	7,467
Sumatera Utara	4,000	4,571	4,571	4,571	4,571	4,571
Sumatera Barat	5,000	5,000	5,000	5,000	5,000	5,000
Riau	5,000	5,000	5,000	5,000	5,000	5,000
Jambi	-	-	-	-	-	-
Sumatera Selatan	2,875	2,875	2,875	2,875	2,875	2,875
Bengkulu	5,168	5,168	5,168	5,168	5,168	5,168
Lampung	3,000	3,000	3,000	3,000	3,000	3,000
Kep. Bangka Belitung	8,638	8,638	8,638	8,638	8,638	8,638
Kepulauan Riau	3,667	3,667	3,841	3,841	3,841	5,122
Jawa Barat	6,686	6,701	6,735	6,701	6,701	6,701
Jawa Tengah	4,354	4,354	4,354	4,354	4,354	4,354
D. I. Yogyakarta	3,750	3,750	3,750	3,750	3,750	4,688
Jawa Timur	5,613	5,613	5,613	5,681	5,681	5,681
Banten	2,526	2,531	2,544	2,531	2,531	2,531
Bali	5,027	5,027	5,027	5,027	5,027	6,703
Nusa Tenggara Barat	2,687	2,687	3,023	3,023	3,023	3,023
Nusa Tenggara Timur	3,960	4,114	4,200	4,200	4,200	4,200
Kalimantan Barat	4,077	4,077	4,136	4,136	4,086	4,086
Kalimantan Tengah	5,688	5,688	5,688	5,688	5,688	5,688
Kalimantan Selatan	5,333	5,333	5,333	5,333	5,333	5,333
Kalimantan Timur	5,818	5,818	6,012	6,513	6,513	6,513
Sulawesi Utara	3,643	3,643	3,643	3,643	3,643	3,643
Sulawesi Tengah	4,950	4,950	4,950	4,950	4,950	4,950
Sulawesi Selatan	6,925	6,925	6,925	6,925	6,925	6,925
Sulawesi Tenggara	4,617	4,617	4,617	4,617	4,617	4,617
Gorontalo	3,300	3,300	3,671	3,671	3,671	3,671
Sulawesi Barat	6,400	6,400	6,400	6,400	6,400	6,400
Maluku	4,929	5,245	5,245	5,245	5,245	5,245
Maluku Utara	3,964	3,964	3,964	3,964	3,964	3,964
Papua Barat	4,333	4,604	4,538	4,822	4,822	4,701
Papua	5,192	5,192	5,192	5,192	5,192	5,192
Nasional	4,793	4,836	4,875	4,901	4,899	5,021

Lanjutan Tabel 2.22

Provinsi	Juli	Agustus	September	Oktober	November	Desember	Rata-rata
(1)	(8)	(9)	(10)	(11)	(12)	(13)	(14)
Aceh	7,467	7,467	7,467	7,467	8,960	9,856	7,790
Sumatera Utara	5,143	5,143	5,143	5,143	5,143	5,143	4,810
Sumatera Barat	5,000	5,000	5,000	5,000	5,000	5,000	5,000
Riau	5,000	5,000	5,000	5,179	5,179	5,179	5,045
Jambi	-	-	-	-	-	-	-
Sumatera Selatan	2,875	2,875	2,875	2,875	2,875	2,875	2,875
Bengkulu	5,168	5,168	5,168	5,168	5,168	5,168	5,168
Lampung	3,000	3,000	3,000	3,000	3,000	3,000	3,000
Kep. Bangka Belitung	8,638	8,638	8,638	8,638	8,638	8,638	8,638
Kepulauan Riau	5,122	5,122	5,122	6,829	6,829	6,829	4,986
Jawa Barat	6,701	6,701	6,701	6,701	6,701	6,701	6,703
Jawa Tengah	4,443	4,443	4,443	4,443	4,443	4,443	4,399
D. I. Yogyakarta	4,688	4,688	4,688	4,688	4,688	4,688	4,297
Jawa Timur	5,684	5,686	5,714	5,700	5,700	5,788	5,679
Banten	2,531	2,531	2,531	2,531	2,531	2,531	2,532
Bali	8,379	8,379	8,379	8,379	8,379	8,379	6,843
Nusa Tenggara Barat	3,526	3,526	3,610	3,610	3,610	3,610	3,246
Nusa Tenggara Timur	4,200	4,125	4,201	4,333	4,333	4,333	4,200
Kalimantan Barat	4,086	4,086	4,086	4,086	4,086	4,086	4,093
Kalimantan Tengah	5,688	5,688	5,688	5,688	5,688	5,688	5,688
Kalimantan Selatan	5,333	5,333	5,333	5,442	5,442	5,442	5,361
Kalimantan Timur	6,513	6,513	6,513	6,513	6,513	6,513	6,355
Sulawesi Utara	3,643	3,643	3,643	3,643	3,643	3,825	3,658
Sulawesi Tengah	4,950	4,950	4,950	4,950	4,950	4,950	4,950
Sulawesi Selatan	6,925	6,925	6,925	6,925	6,925	6,925	6,925
Sulawesi Tenggara	4,617	4,617	4,617	4,617	4,617	4,617	4,617
Gorontalo	3,671	3,855	3,855	3,855	3,855	3,855	3,686
Sulawesi Barat	6,400	6,400	6,400	6,400	6,400	6,400	6,400
Maluku	5,245	5,245	5,245	5,245	5,245	5,245	5,219
Maluku Utara	3,964	3,964	3,964	3,964	3,964	3,964	3,964
Papua Barat	4,701	4,701	4,832	4,832	4,832	4,832	4,713
Papua	5,192	5,192	5,192	5,192	5,192	5,192	5,192
Nasional	5,113	5,116	5,127	5,195	5,243	5,280	5,033

Tabel 2.23
Harga Konsumen Perdesaan Kelompok Makanan Jadi, 2010
Sirih (Rp/20 Lembar)

Provinsi	Januari	Februari	Maret	April	Mei	Juni
(1)	(2)	(3)	(4)	(5)	(6)	(7)
Aceh	2,071	2,071	2,071	2,071	2,071	2,071
Sumatera Utara	1,795	1,783	1,941	1,876	1,876	1,970
Sumatera Barat	1,786	1,754	1,790	1,726	1,726	1,726
Riau	2,400	2,400	2,400	2,400	2,400	2,400
Jambi	1,000	1,000	1,000	1,000	1,000	1,000
Sumatera Selatan	1,550	1,550	1,550	1,550	1,550	1,550
Bengkulu	1,533	1,533	1,533	1,533	1,533	1,789
Lampung	1,100	1,100	1,100	1,100	1,100	1,100
Kep. Bangka Belitung	1,300	1,300	1,300	1,300	1,300	1,300
Kepulauan Riau	1,000	1,000	1,000	1,000	1,000	1,000
Jawa Barat	1,290	1,299	1,299	1,299	1,299	1,299
Jawa Tengah	852	870	872	891	899	925
D. I. Yogyakarta	671	671	671	671	671	671
Jawa Timur	791	800	808	804	804	804
Banten	1,205	1,205	1,205	1,205	1,205	1,326
Bali	883	883	883	883	946	946
Nusa Tenggara Barat	1,671	1,628	1,761	1,761	1,761	1,761
Nusa Tenggara Timur	2,300	2,444	2,407	2,407	2,320	2,320
Kalimantan Barat	2,667	2,667	2,667	2,667	2,667	2,667
Kalimantan Tengah	2,180	2,180	2,180	2,180	2,180	2,180
Kalimantan Selatan	1,875	1,875	1,875	1,938	1,938	1,938
Kalimantan Timur	2,400	2,400	2,400	2,400	2,400	2,400
Sulawesi Utara	-	-	-	-	-	-
Sulawesi Tengah	1,764	1,940	1,940	1,940	1,940	1,940
Sulawesi Selatan	2,316	2,470	2,470	2,470	2,594	2,594
Sulawesi Tenggara	1,352	1,352	1,352	1,352	1,352	1,352
Gorontalo	2,228	2,228	2,228	1,857	1,857	1,857
Sulawesi Barat	3,000	5,000	5,000	5,000	5,000	5,000
Maluku	3,486	3,486	3,486	3,486	3,138	3,138
Maluku Utara	2,125	2,125	2,125	2,125	2,125	2,125
Papua Barat	2,333	3,111	3,111	3,111	3,111	4,148
Papua	3,500	3,800	3,800	4,180	4,180	4,180
Nasional	1,820	1,933	1,943	1,941	1,934	1,983

Lanjutan Tabel 2.23

Provinsi	Juli	Agustus	September	Oktober	November	Desember	Rata-rata
(1)	(8)	(9)	(10)	(11)	(12)	(13)	(14)
Aceh	2,071	2,071	2,071	2,071	2,071	2,071	2,071
Sumatera Utara	1,970	2,009	2,109	2,109	2,104	2,104	1,971
Sumatera Barat	1,808	1,743	1,826	1,826	1,870	1,870	1,787
Riau	2,400	2,571	2,571	2,571	2,571	2,571	2,471
Jambi	1,000	1,000	1,000	1,000	1,000	1,000	1,000
Sumatera Selatan	1,550	1,550	1,550	1,808	1,808	1,808	1,615
Bengkulu	1,789	1,789	1,789	1,789	1,789	1,789	1,682
Lampung	1,100	1,100	1,100	1,100	1,100	1,100	1,100
Kep. Bangka Belitung	1,300	1,300	1,300	1,300	1,300	1,300	1,300
Kepulauan Riau	1,000	1,000	1,000	1,000	1,000	1,000	1,000
Jawa Barat	1,385	1,385	1,385	1,385	1,385	1,385	1,341
Jawa Tengah	950	953	953	953	956	956	919
D. I. Yogyakarta	671	671	671	671	671	767	679
Jawa Timur	810	810	813	819	823	823	809
Banten	1,326	1,282	1,282	1,410	1,410	1,410	1,289
Bali	946	946	946	946	946	946	925
Nusa Tenggara Barat	1,761	1,761	1,761	1,761	1,761	1,761	1,743
Nusa Tenggara Timur	2,320	2,358	2,430	2,385	2,440	2,454	2,382
Kalimantan Barat	2,667	2,667	2,667	2,667	2,667	2,667	2,667
Kalimantan Tengah	2,180	2,180	2,180	2,180	2,180	2,180	2,180
Kalimantan Selatan	1,938	1,938	1,938	1,938	1,938	1,938	1,922
Kalimantan Timur	2,400	2,400	2,400	2,400	2,400	2,400	2,400
Sulawesi Utara	-	-	-	-	-	-	-
Sulawesi Tengah	1,940	1,940	1,940	1,940	1,940	1,940	1,926
Sulawesi Selatan	2,594	2,594	2,594	2,594	2,594	2,594	2,540
Sulawesi Tenggara	1,352	1,352	1,352	1,352	1,352	1,352	1,352
Gorontalo	2,321	2,321	2,321	2,321	2,321	2,089	2,162
Sulawesi Barat	5,000	5,000	5,000	5,000	5,000	5,000	4,833
Maluku	3,138	3,138	3,138	3,138	3,138	3,138	3,254
Maluku Utara	2,125	2,125	2,125	2,125	2,125	2,125	2,125
Papua Barat	4,840	4,840	4,840	4,840	4,840	4,840	3,997
Papua	4,180	4,180	4,180	4,180	4,180	4,412	4,079
Nasional	2,027	2,031	2,040	2,051	2,054	2,058	1,985

Tabel 2.24
Harga Konsumen Perdesaan Kelompok Makanan Jadi, 2010
Pinang Belum Dikupas (Rp/Buah)

Provinsi	Januari	Februari	Maret	April	Mei	Juni
(1)	(2)	(3)	(4)	(5)	(6)	(7)
Aceh	210	210	210	210	210	210
Sumatera Utara	230	230	249	249	249	249
Sumatera Barat	300	304	316	316	316	316
Riau	350	350	350	350	350	350
Jambi	548	548	548	548	475	475
Sumatera Selatan	450	450	450	450	450	450
Bengkulu	460	460	422	422	422	422
Lampung	271	271	271	271	271	271
Kep. Bangka Belitung	213	213	213	213	213	213
Kepulauan Riau	200	200	200	200	200	200
Jawa Barat	472	472	492	492	492	492
Jawa Tengah	350	350	350	350	350	350
D. I. Yogyakarta	450	450	450	450	450	450
Jawa Timur	496	493	501	506	506	505
Banten	317	317	317	317	317	317
Bali	250	250	250	250	250	250
Nusa Tenggara Barat	164	182	182	182	182	182
Nusa Tenggara Timur	162	176	176	176	176	176
Kalimantan Barat	433	433	433	433	433	433
Kalimantan Tengah	357	357	357	357	357	357
Kalimantan Selatan	389	389	389	389	389	389
Kalimantan Timur	463	463	463	463	463	463
Sulawesi Utara	-	-	-	-	-	-
Sulawesi Tengah	540	540	540	540	540	540
Sulawesi Selatan	450	450	450	450	450	450
Sulawesi Tenggara	225	225	225	225	225	225
Gorontalo	100	95	101	101	101	106
Sulawesi Barat	300	300	300	300	300	300
Maluku	879	973	973	973	973	973
Maluku Utara	683	683	683	683	683	683
Papua Barat	1,000	1,000	1,000	1,000	1,000	1,000
Papua	1,567	1,567	1,567	1,567	1,567	1,567
Nasional	428	432	433	433	431	431

Lanjutan Tabel 2.24

Provinsi	Juli	Agustus	September	Oktober	November	Desember	Rata-rata
(1)	(8)	(9)	(10)	(11)	(12)	(13)	(14)
Aceh	210	210	210	210	210	210	210
Sumatera Utara	249	249	249	249	249	249	246
Sumatera Barat	337	321	321	321	331	331	319
Riau	350	350	350	350	350	350	350
Jambi	475	475	475	475	475	475	500
Sumatera Selatan	450	450	450	450	450	450	450
Bengkulu	422	422	422	422	422	422	428
Lampung	271	271	271	271	271	271	271
Kep. Bangka Belitung	213	213	213	213	213	213	213
Kepulauan Riau	200	200	200	200	200	200	200
Jawa Barat	492	492	492	492	492	492	489
Jawa Tengah	360	360	360	360	360	360	355
D. I. Yogyakarta	450	450	450	450	450	450	450
Jawa Timur	509	509	510	513	513	513	506
Banten	317	317	422	422	422	422	352
Bali	250	250	250	250	250	250	250
Nusa Tenggara Barat	182	187	187	195	207	233	189
Nusa Tenggara Timur	176	190	190	197	197	197	182
Kalimantan Barat	433	433	433	433	433	433	433
Kalimantan Tengah	357	357	357	357	357	357	357
Kalimantan Selatan	389	408	395	414	399	399	395
Kalimantan Timur	463	463	463	463	463	463	463
Sulawesi Utara	-	-	-	-	-	-	-
Sulawesi Tengah	540	540	540	540	540	540	540
Sulawesi Selatan	450	450	450	450	450	450	450
Sulawesi Tenggara	225	225	225	225	225	225	225
Gorontalo	106	119	125	125	130	121	111
Sulawesi Barat	300	300	300	300	300	300	300
Maluku	973	1,167	1,167	1,167	1,167	1,084	1,039
Maluku Utara	683	683	683	683	683	683	683
Papua Barat	1,000	1,000	1,000	1,000	1,000	1,000	1,000
Papua	1,567	1,567	1,567	1,567	1,567	1,567	1,567
Nasional	432	440	443	444	444	442	436

Tabel 2.25
Harga Konsumen Perdesaan Kelompok Makanan Jadi, 2010
Gambir (Rp/Buah)

Provinsi	Januari	Februari	Maret	April	Mei	Juni
(1)	(2)	(3)	(4)	(5)	(6)	(7)
Aceh	775	775	775	775	775	775
Sumatera Utara	1,263	1,263	1,330	1,330	1,330	1,330
Sumatera Barat	750	750	750	750	750	750
Riau	571	571	571	571	571	571
Jambi	443	443	443	443	443	443
Sumatera Selatan	707	707	707	707	707	707
Bengkulu	863	891	891	891	891	891
Lampung	815	815	883	883	883	883
Kep. Bangka Belitung	791	791	791	791	791	791
Kepulauan Riau	1,167	1,167	1,167	1,167	1,167	1,167
Jawa Barat	737	737	756	756	756	776
Jawa Tengah	611	633	642	677	677	686
D. I. Yogyakarta	915	915	897	897	897	897
Jawa Timur	576	578	574	581	581	585
Banten	823	823	823	823	823	823
Bali	341	341	341	341	341	341
Nusa Tenggara Barat	441	441	441	441	441	441
Nusa Tenggara Timur	833	833	833	833	833	833
Kalimantan Barat	875	875	875	875	875	959
Kalimantan Tengah	886	886	886	886	886	886
Kalimantan Selatan	679	679	679	740	740	740
Kalimantan Timur	844	818	818	818	818	900
Sulawesi Utara	-	-	-	-	-	-
Sulawesi Tengah	943	943	943	943	943	943
Sulawesi Selatan	1,071	1,071	1,071	1,071	1,071	1,071
Sulawesi Tenggara	989	989	989	989	989	989
Gorontalo	426	426	426	426	426	501
Sulawesi Barat	1,000	2,000	2,000	2,000	2,000	2,000
Maluku	1,000	1,000	1,000	1,000	1,000	1,000
Maluku Utara	500	500	500	500	500	500
Papua Barat	-	-	-	-	-	-
Papua	1,042	1,042	1,042	1,042	1,042	1,042
Nasional	789	823	828	832	832	841

Lanjutan Tabel 2.25

Provinsi	Juli	Agustus	September	Oktober	November	Desember	Rata-rata
(1)	(8)	(9)	(10)	(11)	(12)	(13)	(14)
Aceh	775	775	775	775	775	775	775
Sumatera Utara	1,330	1,330	1,393	1,393	1,393	1,393	1,340
Sumatera Barat	750	750	750	750	750	750	750
Riau	571	571	571	571	571	571	571
Jambi	443	443	443	443	443	443	443
Sumatera Selatan	786	786	786	786	786	786	746
Bengkulu	891	891	891	891	891	891	889
Lampung	883	883	883	883	883	883	872
Kep. Bangka Belitung	791	791	791	791	791	791	791
Kepulauan Riau	1,167	1,167	1,167	1,167	1,167	1,167	1,167
Jawa Barat	776	776	776	776	776	776	765
Jawa Tengah	691	702	709	709	709	709	679
D. I. Yogyakarta	897	897	897	897	897	897	900
Jawa Timur	590	590	594	608	608	622	591
Banten	823	823	823	823	823	823	823
Bali	341	341	341	341	341	341	341
Nusa Tenggara Barat	441	441	441	441	441	441	441
Nusa Tenggara Timur	833	833	833	1,000	1,000	1,000	875
Kalimantan Barat	959	959	959	959	959	959	924
Kalimantan Tengah	886	886	886	886	886	886	886
Kalimantan Selatan	740	740	740	740	740	740	725
Kalimantan Timur	956	956	903	903	903	903	878
Sulawesi Utara	-	-	-	-	-	-	-
Sulawesi Tengah	943	943	943	943	943	943	943
Sulawesi Selatan	1,071	1,071	1,071	1,071	1,071	1,071	1,071
Sulawesi Tenggara	989	989	989	989	957	957	984
Gorontalo	501	508	508	508	538	538	478
Sulawesi Barat	2,000	2,000	2,000	2,000	2,000	2,000	1,917
Maluku	1,000	1,000	1,000	1,000	1,000	1,000	1,000
Maluku Utara	500	500	500	500	500	500	500
Papua Barat	-	-	-	-	-	-	-
Papua	2,083	2,083	2,083	2,083	2,083	2,083	1,563
Nasional	880	881	882	888	888	888	854

Tabel 2.26
Harga Konsumen Perdesaan Kelompok Makanan Jadi, 2010
Bir (Rp/Botol)

Provinsi	Januari	Februari	Maret	April	Mei	Juni
(1)	(2)	(3)	(4)	(5)	(6)	(7)
Aceh	-	-	-	-	-	-
Sumatera Utara	19,548	19,707	19,615	20,314	20,314	20,314
Sumatera Barat	15,120	15,120	15,120	15,120	15,120	15,120
Riau	16,222	16,222	16,222	16,222	16,763	16,763
Jambi	21,526	21,526	21,885	21,885	21,885	22,645
Sumatera Selatan	15,169	15,169	15,169	15,169	15,169	16,293
Bengkulu	16,129	16,129	16,129	19,713	20,405	20,405
Lampung	14,394	14,394	14,394	14,394	14,394	17,394
Kep. Bangka Belitung	14,588	14,554	14,554	14,554	14,554	14,554
Kepulauan Riau	16,401	17,221	17,221	17,612	17,612	17,612
Jawa Barat	17,069	17,201	17,201	17,201	17,201	17,201
Jawa Tengah	18,373	18,938	18,517	20,760	20,760	20,760
D. I. Yogyakarta	14,583	14,583	14,583	14,583	14,583	14,583
Jawa Timur	15,942	16,164	16,164	16,498	16,498	16,581
Banten	15,721	15,843	15,843	15,843	15,843	15,843
Bali	17,928	17,928	18,167	18,132	18,496	18,496
Nusa Tenggara Barat	18,621	19,397	18,705	18,705	18,878	18,878
Nusa Tenggara Timur	19,888	19,967	20,789	20,833	21,034	21,413
Kalimantan Barat	17,968	17,968	18,322	18,322	18,620	18,707
Kalimantan Tengah	23,177	23,177	23,177	23,177	23,839	25,746
Kalimantan Selatan	-	-	-	-	-	-
Kalimantan Timur	20,515	21,785	21,267	21,834	23,029	23,029
Sulawesi Utara	16,400	16,537	16,537	16,537	16,537	16,537
Sulawesi Tengah	18,791	18,791	19,076	19,204	19,334	19,514
Sulawesi Selatan	16,064	16,064	16,064	16,064	18,097	18,097
Sulawesi Tenggara	20,244	20,244	20,370	23,689	23,689	23,689
Gorontalo	19,108	18,787	18,787	19,043	19,256	19,268
Sulawesi Barat	17,500	17,500	17,500	17,500	17,500	17,500
Maluku	22,227	21,694	20,879	20,879	21,403	21,403
Maluku Utara	20,775	20,775	20,775	22,259	22,259	23,972
Papua Barat	19,333	19,333	19,333	19,333	19,333	19,333
Papua	21,364	21,974	21,974	21,974	21,974	21,974
Nasional	18,023	18,156	18,145	18,578	18,813	19,121

Lanjutan Tabel 2.26

Provinsi	Juli	Agustus	September	Oktober	November	Desember	Rata-rata
(1)	(8)	(9)	(10)	(11)	(12)	(13)	(14)
Aceh	-	-	-	-	-	-	-
Sumatera Utara	21,147	21,769	21,769	21,769	21,999	22,104	20,864
Sumatera Barat	15,120	15,120	16,178	16,178	16,178	16,178	15,473
Riau	17,503	17,503	17,503	17,697	17,697	17,697	17,001
Jambi	22,645	22,645	22,645	22,763	22,651	22,362	22,255
Sumatera Selatan	16,293	16,293	16,046	16,046	16,391	16,391	15,800
Bengkulu	20,405	20,405	20,405	20,405	20,405	20,405	19,278
Lampung	17,394	17,394	17,394	17,394	17,394	17,394	16,144
Kep. Bangka Belitung	14,554	14,554	14,554	14,554	14,554	14,554	14,556
Kepulauan Riau	17,612	17,612	17,612	17,612	17,612	20,216	17,663
Jawa Barat	17,679	17,679	17,679	18,254	18,268	18,268	17,575
Jawa Tengah	20,760	20,870	20,870	20,870	20,870	20,870	20,268
D. I. Yogyakarta	14,583	14,583	16,667	16,667	16,667	16,667	15,278
Jawa Timur	16,543	16,595	16,595	16,595	16,579	16,783	16,461
Banten	16,283	16,283	16,283	16,813	16,826	16,826	16,187
Bali	18,528	18,528	18,859	18,859	19,424	19,558	18,576
Nusa Tenggara Barat	19,048	19,048	19,048	19,048	19,048	19,841	19,022
Nusa Tenggara Timur	22,464	23,271	23,364	24,108	24,132	24,132	22,116
Kalimantan Barat	18,793	18,836	18,836	19,178	18,923	19,252	18,644
Kalimantan Tengah	27,775	27,775	27,775	27,003	27,003	27,003	25,552
Kalimantan Selatan	-	-	-	-	-	-	-
Kalimantan Timur	22,577	22,577	22,577	23,090	23,090	23,090	22,372
Sulawesi Utara	16,537	16,537	16,537	16,899	16,899	17,502	16,666
Sulawesi Tengah	19,514	19,514	21,088	20,968	21,721	21,189	19,892
Sulawesi Selatan	18,097	18,097	18,097	18,097	18,097	18,097	17,419
Sulawesi Tenggara	25,285	25,285	30,131	28,494	28,594	28,785	24,875
Gorontalo	19,268	19,484	19,484	19,614	19,992	21,201	19,441
Sulawesi Barat	19,688	19,688	19,688	19,688	19,688	19,688	18,594
Maluku	22,021	22,190	22,190	22,190	22,572	23,183	21,903
Maluku Utara	22,107	22,107	22,107	22,476	22,476	22,476	22,047
Papua Barat	19,333	19,333	19,333	19,333	19,333	19,333	19,333
Papua	21,974	23,173	23,173	23,173	23,173	23,173	22,423
Nasional	19,384	19,492	19,816	19,861	19,942	20,141	19,123