



Katalog: 8202019

ISSN 2745-3987

**BULETIN  
STATISTIK PERDAGANGAN LUAR NEGERI**

**EKSPOR**

**MENURUT HARMONIZED SYSTEM  
JULI 2023**



**BADAN PUSAT STATISTIK**

**BULETIN  
STATISTIK PERDAGANGAN LUAR NEGERI**

# **EKSPOR**

**MENURUT HARMONIZED SYSTEM  
JULI 2023**



# **Buletin Statistik Perdagangan Luar Negeri Ekspor Menurut HS, Juli 2023**

**ISSN:** 2745-3987

**No. Publikasi:** 06100.2347

**Katalog:** 8202019

**Ukuran Buku:** -

**Jumlah Halaman:** vi+296 halaman

**Naskah:**

**Direktorat Statistik Distribusi**

**Penyunting:**

**Direktorat Statistik Distribusi**

**Desain Kover oleh:**

**Direktorat Diseminasi Statistik**

**Penerbit:**

**© BPS RI**

**Sumber Ilustrasi:** -

**Dilarang mengumumkan, mendistribusikan, mengkomunikasikan, dan/atau menggandakan sebagian atau seluruh isi buku ini untuk tujuan komersial tanpa izin tertulis dari Badan Pusat Statistik**

## KATA PENGANTAR

Buletin Statistik Perdagangan Luar Negeri Ekspor yang diterbitkan secara bulanan memuat data ekspor menurut 21 kelompok penggolongan barang, *Harmonized System* (HS) 2 digit, HS 8 digit, Negara Tujuan Ekspor, Provinsi, dan Pelabuhan Muat yang dirinci menurut Berat Bersih dan Nilai *Free On Board* (FOB). Buletin terbitan kali ini menyajikan data bulan Juli 2023 serta kumulatif bulan Januari sampai Juli 2023.

Buletin ini juga menyajikan gambaran singkat tentang perbandingan, pertumbuhan, dan peranan data ekspor menurut rincian di atas, serta data pokok yang cukup dominan atau yang mengalami perubahan signifikan. Diharapkan data ekspor ini dapat digunakan sebagai dasar evaluasi dan kajian perkembangan ekspor Indonesia.

Kepada para pengguna data, saran dan kritik yang bersifat konstruktif demi penyempurnaan publikasi ini, sangat diharapkan. Kiranya usaha BPS untuk meningkatkan pelayanan dan pemasyarakatan statistik (khususnya data Statistik Ekspor) dapat dilaksanakan secara baik dan berkesinambungan.

Jakarta, September 2023

Plt Kepala Badan Pusat Statistik



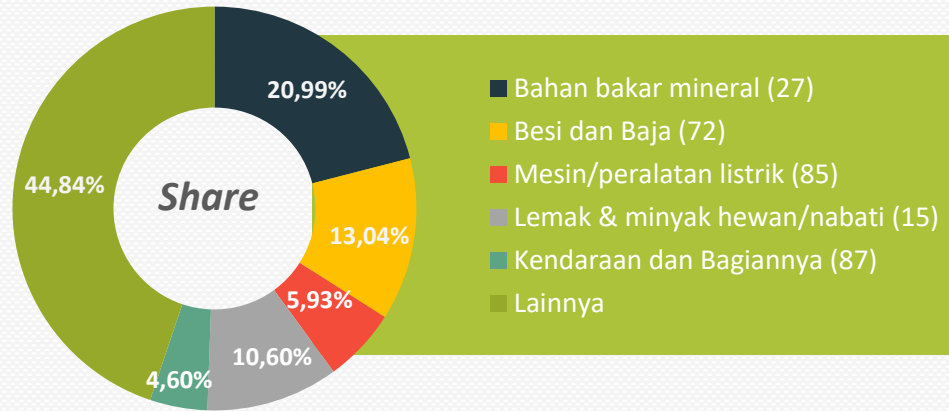
**Amalia Adininggar Widyasanti**

## DAFTAR ISI

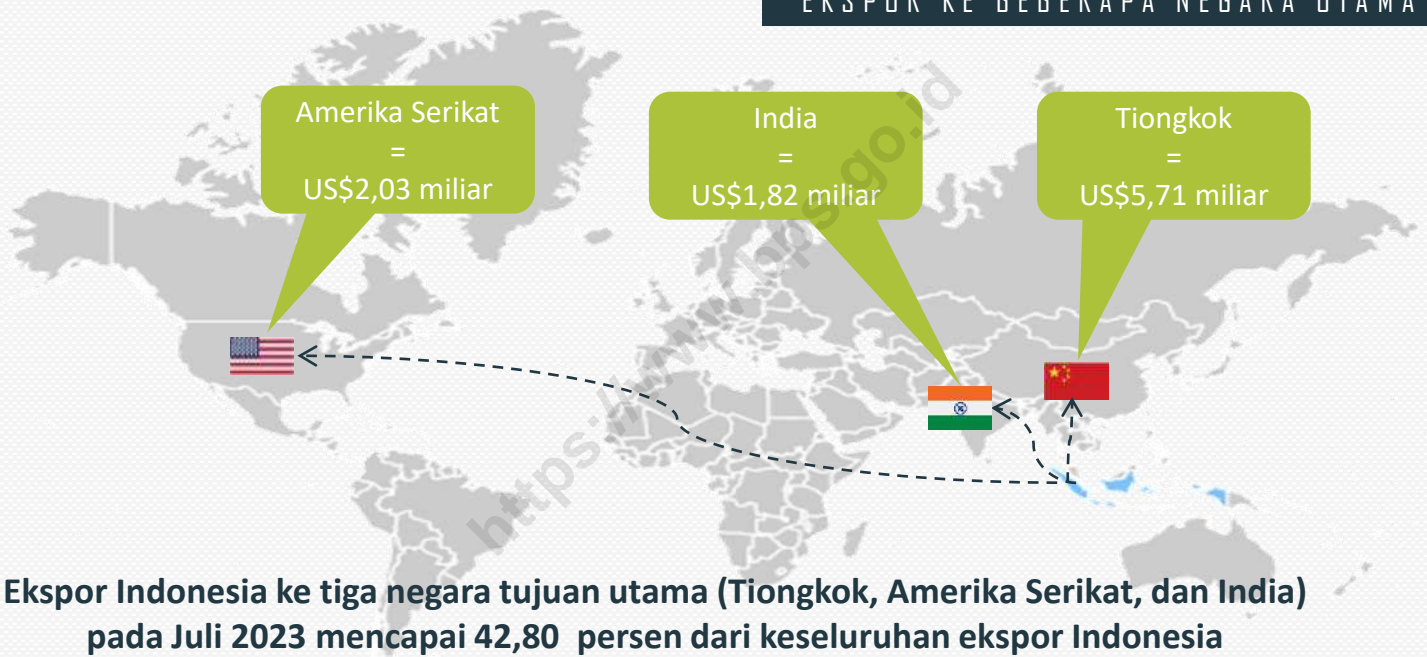
	Halaman / Page
Kata Pengantar .....	iii
Daftar Isi .....	iv
Penjelasan.....	1–3
Ringkasan .....	4–10
 Tabel-Tabel	
Tabel      1. Ekspor Indonesia Menurut 21 Golongan Barang.....	11
Tabel      2. Ekspor Indonesia Menurut Kode HS 2 digit .....	12–14
Tabel      3. Ekspor Indonesia Menurut Komoditi (Kode HS 8 digit) .....	15–286
Tabel      4. Ekspor Indonesia Menurut Negara Tujuan.....	287–290
Tabel      5. Ekspor Indonesia Menurut Provinsi dan Pelabuhan Muat..	291–296

**EKSPOR INDONESIA  
MENURUT  
HARMONIZED SYSTEM**

Juli  
2023



**EKSPOR KE BEBERAPA NEGARA UTAMA**



**EKSPOR DARI BEBERAPA PELABUHAN UTAMA**

**Total Ekspor  
Juli  
2023  
=  
US\$20,80  
miliar**





## **PENJELASAN**

### **A. PENDAHULUAN**

Penyajian buku publikasi Buletin Statistik Perdagangan Luar Negeri Ekspor menurut HS Juli 2023 terdiri dari :

- Bagian ulasan yang menjelaskan tentang ringkasan ekspor Indonesia dari sisi migas dan nonmigas, perkembangan nilai ekspor Indonesia (FOB), ekspor Indonesia menurut negara tujuan utama, ekspor golongan barang HS 2 digit utama, ekspor Indonesia menurut pelabuhan muat utama tiap provinsi.
- Bagian lampiran yang berisi Tabel 1. Ekspor Indonesia Menurut 21 Golongan Barang, Tabel 2. Ekspor Indonesia Menurut Kode HS 2 Digit, Tabel 3. Ekspor Indonesia Menurut Komoditi (Kode HS 8 Digit), Tabel 4. Ekspor Indonesia Menurut Negara Tujuan dan Tabel 5. Ekspor Indonesia Menurut Provinsi dan Pelabuhan Muat.

### **B. DAERAH PENCATATAN**

Daerah pencatatan statistik dalam publikasi ini meliputi seluruh wilayah Republik Indonesia.

### **C. SUMBER DATA**

Data Ekspor dikumpulkan berdasarkan dokumen ekspor atau Pemberitahuan Ekspor Barang (PEB) yang diisi oleh Eksportir dan telah diberikan ijin muat oleh Kantor Pelayanan Bea dan Cukai, selanjutnya dikirim ke Badan Pusat Statistik (BPS) dan Bank Indonesia (BI). Sejak tahun 2015, sumber data lainnya adalah catatan instansi lain, PT. POS Indonesia, dan survei ekspor perbatasan laut.



#### **D. SISTEM PERDAGANGAN**

Pencatatan Statistik Perdagangan Luar Negeri menggunakan sistem perdagangan umum (*General Trade*) dimana pencatatan dilakukan dari dokumen PEB dan non PEB yang dimuat dari pelabuhan di seluruh wilayah Indonesia termasuk kawasan berikat.

#### **E. RUANG LINGKUP**

Pencatatan Statistik Ekspor meliputi seluruh barang yang keluar dari wilayah Republik Indonesia, baik yang bersifat komersial maupun bukan komersial seperti bantuan barang kredit lunak, hadiah dan sebagainya.

- a. Ekspor kapal laut dan pesawat udara termasuk dalam statistik ekspor sedangkan ekspor bunker oil untuk kapal tidak tercatat dalam publikasi ini.
- b. Barang-barang yang diolah di luar negeri tetap dicatat sebagai ekspor, meskipun hasil olahan barang tersebut akan kembali masuk ke wilayah Indonesia.
- c. Barang-barang berikut ini tidak termasuk dalam statistik ekspor, yaitu : pakaian dan barang-barang perhiasan penumpang, barang-barang yang dikirim untuk perwakilan Indonesia di luar negeri, barang-barang untuk ekspedisi dan ekshibisi/pameran, pembungkus/peti kemas untuk diisi di luar negeri, uang dan surat-surat berharga, barang-barang contoh dan barang-barang yang dikirim ke luar negeri untuk diperbaiki.

#### **F. SISTEM PENGOLAHAN**

Data dalam publikasi ini mencakup dokumen-dokumen ekspor periode pencatatan Juli 2023 yang diterima Badan Pusat Statistik, yang terdiri dari dokumen kepabeanan (PEB) dan dokumen dari sumber lainnya (non PEB).

## **G. KLASIFIKASI JENIS BARANG**

Penggolongan barang di dalam publikasi periode Juli 2023 ini menggunakan Klasifikasi menurut Buku Tarif Kepabeanan Indonesia 2022 (BTKI-2022) yang didasarkan atas *Harmonized System* (HS) merupakan pembaruan dari BTKI tahun 2017. Versi yang terakhir ini mengalami perubahan yang relatif besar dibanding sistem pengkodean versi sebelumnya yaitu penggolongan barang 8 digit serta perubahan pada penggolongan/pengelompokan barang maupun pendefinisianya.

## **H. PERIODE REFERENSI**

Periode penentuan ekspor adalah tanggal diberikannya izin muat barang tersebut oleh pejabat Kantor Pelayanan Bea dan Cukai setelah diadakan pemeriksaan seperlunya.

## **I. NILAI BARANG**

Nilai barang yang dicatat untuk Statistik Ekspor adalah nilai FOB (dolar AS).

## **J. SATUAN BARANG**

Sejak tahun 1975 ekspor disajikan dalam berat bersih (kg).

## **K. NEGARA TUJUAN**

Yang dimaksud dengan negara tujuan adalah negara tujuan akhir (*last known destination*) yang diketahui dimana barang tersebut akan dikonsumsi atau diperdagangkan.

## **L. PELABUHAN MUAT**

Yang dimaksud dengan pelabuhan muat ekspor adalah pelabuhan muat dimana surat izin muat ekspor tersebut dikeluarkan.

## RINGKASAN

Ekspor Indonesia pada bulan Juli 2023 mencapai nilai US\$20.862,2 juta dengan volume 58.790,4 ribu ton, yang terdiri dari US\$1.226,8 juta hasil ekspor minyak dan gas (migas) dan US\$19.635,4 juta hasil ekspor komoditi nonmigas.

Dibandingkan periode yang sama tahun 2022, nilai ekspor turun US\$4.611,2 juta, karena adanya penurunan ekspor dari kelompok migas sebesar US\$60,8 juta atau turun 4,72 persen. Demikian pula ekspor nonmigas mengalami penurunan sebesar US\$4.550,4 juta.

Walaupun kebijakan pemerintah mengutamakan migas untuk kebutuhan dalam negeri dan secara nilai mengalami penurunan namun secara volume meningkat.

Penurunan sektor nonmigas juga terjadi pada nilai dan volume ekspornya dibandingkan dengan kondisi ekspor pada periode yang sama tahun 2022. Peningkatan volume nonmigas untuk Juli 2023 terjadi pada komoditas pertanian sebesar 10,60 persen dan komoditas industri pengolahan dengan peningkatan volume mencapai 23,81 persen

Penurunan nilai ekspor pada migas diakibatkan karena ada penurunan pada dua komponen migas, yaitu hasil minyak, dan gas.

Harga minyak mentah Indonesia pada bulan Juli 2023 sebesar US\$75,06 per barelnya, turun sebesar US\$31,67 per barel dibandingkan bulan Juli 2022.

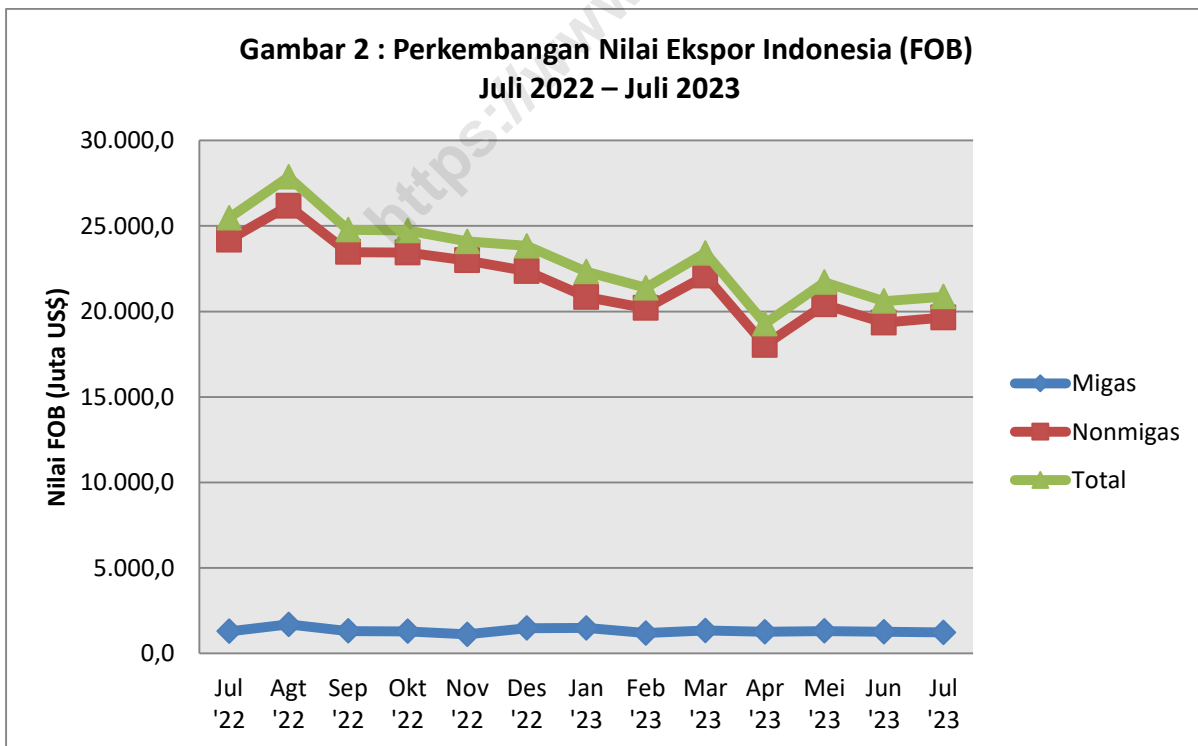


Sumber : dokumen PEB, non PEB, diolah

Pada Gambar 1 ditampilkan perbandingan nilai ekspor periode Juli 2022 dan 2023. Sedangkan trend perkembangannya dari bulan Juli 2022 sampai dengan Juli 2023 disajikan pada Gambar 2. Nilai ekspor kelompok migas pada Juli 2022 senilai US\$1.287,6 juta yang terdiri dari minyak mentah, hasil minyak dan gas masing-masing senilai US\$102,8 juta, US\$389,5 juta, dan US\$795,3 juta. Sedangkan pada Juli 2023 untuk kelompok migas memiliki rincian yang terdiri dari minyak mentah sebesar US\$110,9 juta, hasil

minyak sebesar US\$363,0 juta dan gas sebesar US\$752,9 juta.

Nilai ekspor untuk kelompok nonmigas yang terdiri dari hasil pertanian, hasil industri pengolahan serta hasil tambang dan lainnya pada bulan Juli 2022 masing-masing US\$386,7 juta, US\$17.432,3 juta, dan US\$ 6.366,8 juta. Sementara itu pada periode Juli 2023 masing-masing mencapai US\$377,5 juta, US\$15.824,8 juta, dan US\$3.433,1 juta.



Sumber : dokumen PEB, non PEB, diolah

Nilai ekspor Indonesia Juli 2023 mencapai US\$20,86 miliar atau naik sebesar 1,27 persen dibanding ekspor Juni 2023, dan turun sebesar 18,10 persen dibanding ekspor Juli 2022.

Ekspor nonmigas Juli 2023 mencapai US\$19,64 miliar atau naik sebesar 1,52 persen dibanding nilai ekspor nonmigas Juni 2023, dan turun 18,81 persen dibanding ekspor nonmigas Juli 2022.

Dipandang dari negara tujuan ekspor utama (Tabel A) ekspor ke Tiongkok Juli 2023 mencapai angka terbesar yaitu US\$5,71 miliar, disusul Amerika Serikat dengan nilai ekspornya sebesar US\$2,03 miliar dan India sebesar US\$1,82 miliar, dengan kontribusi ketiganya mencapai 42,80 persen.

Ekspor ke Uni Eropa (27 negara) sebesar US\$1,27 miliar, menunjukkan penurunan ekspor dibandingkan dengan nilai ekspor pada periode yang sama tahun 2022.

Untuk negara utama, tidak terdapat peningkatan untuk ekspor bulan Juli 2023. Sebaliknya penurunan nilai pada negara tujuan utama pada ekspor Juli 2023 terjadi pada semua negara ekspor utama. Negara utama yang mengalami penurunan nilai ekspor terbesar antara lain negara Jepang sebesar 25,50 persen, negara Malaysia sebesar 34,74 persen dan negara Amerika Serikat sebesar 18,97 persen.

Pada Tabel B ekspor golongan barang HS 2 digit utama terlihat sebagian meningkat, terbesar terjadi pada besi dan baja sebesar US\$230,9 juta yang merupakan komoditi ekspor terbesar ke-3 pada Juli 2023 dan Juli 2022.

Sedangkan penurunan terbesar ekspor golongan barang HS 2 digit utama terjadi pada bahan bakar mineral sebesar US\$2.419.2 juta yang merupakan komoditi ekspor terbesar pertama pada Juli 2023 dan Juli 2022.

Menurut sektor, ekspor hasil industri pengolahan Juli 2023 turun sebesar 9,22 persen dibanding ekspor hasil industri pengolahan periode yang sama tahun 2022, ekspor hasil tambang & lainnya turun sebesar 46,08 persen, demikian pula ekspor hasil pertanian turun sebesar 2,38 persen.

Berdasarkan Tabel C total ekspor Indonesia menurut provinsi pelabuhan muat, ekspor Indonesia terbesar pada Juli 2023 berasal dari Provinsi DKI (daerah khusus ibukota) Jakarta dengan nilai US\$5,29 miliar (25,36 persen), diikuti Provinsi Kalimantan Timur sebesar US\$1,93 miliar (9,25 persen) dan Provinsi Sulawesi Tengah sebesar US\$1,73 miliar (8,30 persen).

**Tabel A. Total Ekspor Indonesia Menurut Negara Tujuan Utama  
Juli 2022 dan Juli 2023**

Negara Tujuan	Nilai FOB (Juta US\$)				Perubahan Jul'23 thd Jul'22 (Juta US\$)
	Juli		Jan-Jul		
	2022	2023	2022	2023	
(1)	(2)	(3)	(4)	(5)	(6)
<b>ASEAN</b>	<b>5.374,6</b>	<b>4.211,7</b>	<b>36.417,1</b>	<b>31.101,8</b>	<b>-1.162,9</b>
1 Singapura	1.084,4	1.075,4	9.076,0	7.406,7	-9,0
2 Malaysia	1.492,4	974,0	9.300,5	7.439,0	-518,4
3 Thailand	703,8	577,7	5.032,5	4.288,8	-126,1
<b>Asean Lainnya</b>	<b>2.094,0</b>	<b>1.584,6</b>	<b>13.008,2</b>	<b>11.967,3</b>	<b>-509,4</b>
<b>UNI EROPA</b>	<b>1.998,7</b>	<b>1.268,3</b>	<b>13.142,2</b>	<b>10.120,9</b>	<b>-730,4</b>
4 Jerman	266,1	163,0	1.895,1	1.577,4	-103,1
5 Belanda	535,4	301,3	3.367,0	2.170,7	-234,1
6 Yunani	28,7	16,1	179,9	161,9	-12,5
<b>Uni Eropa Lainnya</b>	<b>1.168,5</b>	<b>787,9</b>	<b>7.700,3</b>	<b>6.210,9</b>	<b>-380,7</b>
<b>NEGARA UTAMA LAINNYA</b>	<b>14.656,9</b>	<b>12.195,6</b>	<b>93.646,4</b>	<b>85.221,7</b>	<b>-2.461,3</b>
7 Tiongkok	5.186,2	5.071,0	34.089,0	36.283,9	-115,3
8 Jepang	2.228,9	1.660,6	14.079,3	12.663,9	-568,3
9 Amerika Serikat	2.510,5	2.034,3	17.257,6	13.440,3	-476,2
10 India	2.259,3	1.824,4	13.711,2	11.230,1	-434,9
11 Australia	333,9	230,7	2.074,8	1.764,4	-103,2
12 Korea Selatan	1.151,2	752,5	7.270,9	5.805,3	-398,6
13 Taiwan	986,9	622,1	5.163,6	4.033,8	-364,8
<b>Total 13 Negara Tujuan Utama</b>	<b>18.767,7</b>	<b>15.303,1</b>	<b>122.497,2</b>	<b>108.266,1</b>	<b>-3.464,5</b>
<b>Lainnya</b>	<b>6.705,8</b>	<b>5.559,1</b>	<b>44.145,7</b>	<b>41.249,5</b>	<b>-1.146,7</b>
<b>Total Ekspor Indonesia</b>	<b>25.473,4</b>	<b>20.862,2</b>	<b>166.642,9</b>	<b>149.515,6</b>	<b>-4.611,2</b>

Sumber : dokumen PEB, non PEB, diolah

Pada Tabel 1 disajikan ekspor menurut 21 golongan barang HS. Disini terlihat bahwa perolehan devisa terbesar pada bulan Juli 2023 dari kelompok golongan barang V (Produk mineral) dengan nilai US\$4.790,3 juta atau sekitar 22,96 persen dari total ekspor, kelompok golongan barang XV (Logam tidak mulia dan barang daripadanya) dengan nilai US\$3.443,7 juta atau sekitar 16,51 persen, serta kelompok golongan barang III (Lemak, minyak malam nabati/hewani) senilai US\$2.720,9 juta atau sekitar 13,04 persen.

Dibandingkan periode yang sama tahun sebelumnya, produk mineral mengalami penurunan 37,83 persen; lemak, minyak malam nabati/hewani mengalami penurunan sebesar 23,58 persen, sedangkan logam tidak mulia dan barang daripadanya naik sebesar 12,45 persen.

Pada Tabel 2 disajikan ekspor menurut HS 2 digit. Nilai ekspor yang mengalami pertumbuhan positif terbesar untuk bulan Juli 2023 dibandingkan dengan nilai ekspor Juli 2022 antara lain HS 93 (*arms & ammunition*) dengan tingkat pertumbuhan 97.480,78 persen dengan nilai ekspor US\$0,3 juta. Kemudian HS 45 (*cork & articles of cork*) dengan besar tingkat pertumbuhan mencapai 7.848,77 persen dan memiliki nilai

ekspor mencapai US\$4.150. Selanjutnya HS 50 (*silk*) yang memiliki tingkat pertumbuhan 1.374,32 persen dengan nilai ekspor US\$23.568. Kemudian peningkatan terjadi pada HS 98 (*incompletely knocked down motor vehicles and their components*) dengan tingkat pertumbuhannya sebesar 402,50 persen dan nilai ekspor mencapai US\$31.155, serta HS 11 (*products of the milling industry ; malt, starches; inulin; wheat gluten*) dengan tingkat pertumbuhan mencapai 198,84 persen dengan nilai ekspor mencapai US\$22,0 juta.

Adapun jenis barang yang mengalami penurunan antara lain HS 51 (*wool, fine or coarse animal hair*) dengan penurunan ekspor 97,25 persen dengan nilai ekspor US\$2.862, kemudian HS 01 (*live animals*) yang mengalami penurunan mencapai 90,52 persen dengan total nilai ekspor mencapai US\$0,5 juta. Selanjutnya HS 31 (*fertilizers*) dengan penurunan ekspor 90,44 persen dengan nilai ekspor US\$12,6 Juta, diikuti HS 26 (*Ores, slag, and ash*) yang mengalami penurunan ekspor 59,09 persen dengan nilai ekspor sebesar US\$353,8 juta, dan HS 88 (*aircraft, spacecraft, & parts thereof*) yang mengalami penurunan ekspor sebesar 57,89 persen dengan nilai ekspor sebesar US\$0,4 juta.

**Tabel B. Total Ekspor Golongan Barang HS2 Digit Utama  
Juli 2022 dan Juli 2023**

Golongan Barang (HS)	Nilai FOB (Juta US\$)				Perubahan Jul'23 thd Jul'22 (Juta US\$)
	Juli 2022	Juli 2023	Jan-Jul 2022	Jan-Jul 2023	
(1)	(2)	(3)	(4)	(5)	(6)
1 Bahan bakar mineral (27)	6.798,7	4.379,5	38.931,3	36.217,3	-2.419,2
2 Lemak & minyak hewan/nabati (15)	3.560,6	2.720,9	18.670,8	16.169,2	-839,7
3 Besi dan Baja (72)	1.979,7	2.210,5	16.461,3	15.136,0	230,8
4 Mesin/peralatan listrik (85)	1.195,7	1.237,2	8.010,1	8.650,1	41,5
5 Kendaraan dan Bagiannya (87)	925,4	958,9	5.883,9	6.353,2	33,5
6 Bijih, kerak dan abu logam (26)	345,0	378,5	4.044,0	4.290,2	33,5
7 Berbagai produk kimia (38)	516,4	581,2	2.978,8	4.035,6	64,8
8 Alas kaki (64)	864,9	353,8	6.040,6	3.882,2	-511,0
9 Perhiasan/Permata (71)	658,5	527,9	4.609,7	3.747,3	-130,6
10 Nikel (75)	745,8	513,0	5.326,1	3.689,0	-232,8
<b>Total 10 Golongan Barang</b>	<b>17.590,5</b>	<b>13.861,4</b>	<b>110.956,6</b>	<b>102.170,1</b>	<b>-3.729,2</b>
<b>Lainnya</b>	<b>7.882,9</b>	<b>7.000,8</b>	<b>55.686,3</b>	<b>47.345,5</b>	<b>-882,0</b>
<b>Total Ekspor Indonesia</b>	<b>25.473,4</b>	<b>20.862,2</b>	<b>166.642,9</b>	<b>149.515,6</b>	<b>-4.611,2</b>

Sumber : dokumen PEB, non PEB, diolah



**Tabel C. Total Ekspor Indonesia Menurut Pelabuhan Muat Utama Tiap Provinsi  
Bulan Juli 2023 (Juta US\$)**

<b>Provinsi</b>	<b>Nilai Fob (Juta US\$)</b>	<b>Pelabuhan Muat</b>	<b>Nilai Fob (Juta US\$)</b>
(1)	(2)	(3)	(4)
Aceh	31,3	Meulaboh	25,7
Sumatera Utara	970,1	Belawan	762,5
Sumatera Barat	226,3	Padang/Tl.Bayur	226,3
Riau	1.636,3	Dumai	1.249,9
Jambi	112,7	Jambi	46,1
Sumatera Selatan	528,2	Musi River/Boom Baru	489,8
Bengkulu	11,3	Pulau Baai	9,1
Lampung	414,4	Tarahan	188,7
Kepulauan Bangka Belitung	224,6	Pangkal Balam	27,1
Kepulauan Riau	1.619,8	Batu Ampar	788,8
Dki Jakarta	5.291,7	Tanjung Priok	4.689,2
Jawa Barat	157,5	Patimban	18,2
Jawa Tengah	615,3	Tanjung Emas	581,4
Di Yogyakarta	0,4	Yogyakarta International Airport(U)	0,0
Jawa Timur	1.536,3	Tanjung Perak	1.318,9
Banten	137,6	Cigading	0,0
Bali	26,7	Ngurah Rai (U)	26,6
Nusa Tenggara Barat	81,4	Benete	81,4
Nusa Tenggara Timur	4,6	Atapupu	1,9
Kalimantan Barat	123,6	Pontianak	45,4
Kalimantan Tengah	175,1	Kumai	92,2
Kalimantan Selatan	1.113,1	Banjarmasin	743,4
Kalimantan Timur	1.929,8	Samarinda	578,4
Kalimantan Utara	295,6	Lingkas Tarakan	246,4
Sulawesi Utara	69,6	Bitung	52,1
Sulawesi Tengah	1.732,0	Kolonedale	-
Sulawesi Selatan	172,9	Malili, Sulawesi	71,1
Sulawesi Tenggara	250,5	Kendari	248,0
Gorontalo	1,4	Gorontalo	1,4
Sulawesi Barat	2,6	Polewali	2,6
Maluku	6,0	Ambon	0,0
Maluku Utara	844,8	Obi Island	269,5
Papua Barat	261,3	Bintuni, Irian Jaya	258,5
Papua	257,4	Amamapare	251,4
<b>Total Ekspor Indonesia</b>	<b>20.862,2</b>	<b>Total Pelabuhan Utama</b>	<b>13.392,0</b>

Sumber : dokumen PEB, non PEB, diolah

Tabel 1. Ekspor Indonesia menurut 21 Golongan Barang

Juli 2023

Golongan	Uraian golongan barang	Berat bersih (Kg)		Nilai F.O.B. ( U S \$ )	
		Bulan ini	Kumulatif	Bulan ini	Kumulatif
(1)	(2)	(3)	(4)	(5)	(6)
I	Binatang Hidup; Produk Hewani	62.830.632	435.560.589	334.813.744	2.410.268.615
II	Produk Nabati	718.401.641	4.438.881.316	349.760.212	2.218.678.373
III	Lemak, Minyak, Malam Nabati/hewani	3.259.441.568	18.071.519.420	2.720.865.594	16.169.177.448
IV	Olahan Makanan, minuman, Minuman Keras, Tembakau	1.127.190.633	6.517.257.795	966.208.983	6.211.946.915
V	Produk Mineral	47.993.892.974	327.063.820.360	4.790.331.761	40.421.432.188
VI	Produk Industri Kimia atau Produk Industri Terkait	1.341.836.424	9.492.172.391	1.248.692.630	8.791.478.268
VII	Plastik, Karet, dan Barang-barang Daripadanya	384.471.551	2.627.284.449	664.260.223	4.674.851.256
VIII	Kulit, Kulit Samak dan Barang Daripadanya	6.122.692	42.240.420	111.893.346	777.012.135
IX	Kayu dan Barang dari Kayu, Barang Anyaman, dll	561.241.523	3.680.081.372	349.693.961	2.292.478.285
X	Pulp, Kertas dan Barang Daripadanya	1.042.444.771	7.190.840.326	639.312.185	5.049.476.584
XI	Tekstil dan Barang Tekstil	151.817.796	1.074.362.860	1.064.796.059	6.784.353.021
XII	Alas Kaki, Payung, Bunga Tiruan, dll	26.155.837	187.326.258	565.717.670	4.005.903.798
XIII	Barang dari Batu, Semen, Mika, Keramik, Kaca, dll	89.754.827	592.047.414	67.326.013	442.542.853
XIV	Mutiara, Batu Mulia/Semi Mulia, Logam Mulia/Semi Mulia, dll	478.987	2.554.253	378.450.403	4.290.190.321
XV	Logam Tidak Mulia dan Barang Daripadanya	1.754.287.240	10.981.038.970	3.443.723.979	22.901.136.527
XVI	Mesin dan Perlengkapan Elektris, serta Aksesoris dari Barang Tersebut	99.200.875	696.870.245	1.755.810.867	12.330.093.180
XVII	Kendaraan, Pesawat Terbang, Kapal dll	104.069.931	1.332.255.690	999.485.954	6.955.765.580
XVIII	Alat Optis, Fotografi, Musik, Jam dll	6.457.238	44.308.548	131.109.425	879.558.619
XIX	Senjata dan Amunisi; Bagian dan Aksesorisnya	1.765	26.252	348.640	3.494.639
XX	Bermacam-macam Barang Hasil Pabrik	60.218.849	410.416.577	277.219.563	1.888.648.704
XXI	Karya Seni, Barang Kolektor dan Barang Antik	71.045	822.853	2.404.804	17.075.428
	<b>Total Ekspor</b>	<b>58.790.388.797</b>	<b>394.881.688.359</b>	<b>20.862.226.019</b>	<b>149.515.562.738</b>

Sumber : dokumen PEB dan non PEB, diolah

Tabel 2. Ekspor Indonesia menurut kode HS 2 digit

Juli 2023

H S	Uraian golongan barang	Berat bersih (Kg)		Nilai F.O.B. ( U S \$ )	
		Bulan ini	Kumulatif	Bulan ini	Kumulatif
(1)	(2)	(3)	(4)	(5)	(6)
01	Live animals	86.917	7.943.093	479.174	25.198.621
02	Meat and edible meat offal	211.316	1.285.415	1.997.617	12.180.730
03	Fish and crustaceans, Molluscs and other aquatic invertebrates	56.962.553	392.031.474	279.389.408	1.962.152.450
04	Dairy products, bird's eggs; natural honey, edible products of animal	3.021.101	20.416.796	49.708.502	386.886.594
05	Products of animal origin, not elsewhere specified or included	2.548.745	13.883.811	3.239.044	23.850.219
06	Live trees and other plants; bulbs, roots and the like; cut flowers and ornamental foliage	598.506	4.056.186	1.398.295	11.683.730
07	Edible vegetables and certain roots and tubers	11.708.754	47.119.258	10.219.190	47.078.711
08	Edible fruits and nuts; peel of citrus fruit or melons	89.352.507	618.156.562	51.059.995	335.131.240
09	Coffee, tea, mate, and spices	43.153.705	279.979.716	144.647.213	920.459.148
10	Cereals	144.097	93.307.813	444.566	30.521.532
11	Products of the milling industry; malt, starches; inulin; wheat gluten	39.962.943	172.056.311	21.970.485	98.966.464
12	Oil seeds and oleaginous fruits; miscellaneous grains, seed, and fruits; industrial or medical plants; straw and fodder	33.045.815	187.288.741	42.129.494	281.283.257
13	Lac; gums; resins and other vegetable saps and extracts	5.564.490	35.221.849	16.883.556	134.071.235
14	Vegetable plaiting materials; vegetable products not elsewhere	494.870.824	3.001.694.880	61.007.419	359.483.056
15	Animal or vegetable fats and oils and their cleavage products; prepared edible fats; animal or vegetable waxes	3.259.441.568	18.071.519.420	2.720.865.594	16.169.177.448
16	Preparations of meat/fish/crustaceans/molluscs or other aquatic	14.038.491	99.066.525	109.686.106	767.208.243
17	Sugar and sugar confectionery	91.821.106	492.941.127	41.599.027	255.324.590
18	Cocoa and cocoa preparations	25.455.428	198.261.814	95.259.824	671.337.745
19	Preparations of cereals, flour, starch or milk; pastrycooks' products	50.297.445	353.836.878	122.802.545	826.333.414
20	Preparations of vegetables, fruits, nuts or other part of plants	25.419.383	152.986.896	33.402.449	215.491.490
21	Miscellaneous edible preparations	57.443.026	373.264.501	138.857.006	912.529.889
22	Beverages, spirit, and vinegar	27.465.927	165.889.442	17.351.994	107.344.625
23	Residues and waste from the food industries; prepared animal fodder	821.202.348	4.591.978.222	245.487.964	1.455.381.279
24	Tobacco and manufactured tobacco substitutes	14.047.479	89.032.391	161.762.067	1.000.995.639
25	Salts; sulphur; earths and stone; plastering materials, lime and	2.181.753.226	11.836.263.688	57.031.492	321.920.089
26	Ores, slag, and ash	283.731.072	4.716.803.004	353.824.152	3.882.220.801
27	Mineral fuels, mineral oils and products of their distillation; bituminous substances; mineral waxes	45.528.408.676	310.510.753.668	4.379.476.118	36.217.291.297
28	Inorganic chemicals; organic or inorganic compounds of precious	390.538.692	2.537.481.974	172.411.038	1.102.267.155
29	Organic chemicals	256.837.427	1.677.783.084	251.431.374	1.739.355.138
30	Pharmaceutical products	2.141.283	15.784.608	54.161.797	378.925.245
31	Fertilizers	27.968.162	790.251.144	12.647.854	288.476.990
32	Tanning or dyeing extracts, tannins and their derivatives; dyes, pigments and other colouring matter; paints and varnishes; putty and other mastics; ink	13.165.284	84.380.853	45.399.357	283.920.737
33	Essential oils and resinoids; perfumery, cosmetic or toilet preparation	9.662.808	61.308.015	73.435.275	466.512.807
34	Soap, organic surface-active agents, washing, and lubricating	113.524.222	727.421.452	118.800.006	797.188.578
35	Albuminoidal substances; modified starches; glues; enzymes	2.174.653	14.289.524	6.647.278	41.418.472
36	Explosives; pyrotechnic products; matches; pyrophonic alloys; certain combustible preparations	410.627	1.966.692	660.562	3.304.645
37	Photographic and cinematographic goods	3.445	60.586	116.157	1.088.207
38	Miscellaneous chemical products	525.409.821	3.581.444.458	512.981.932	3.689.020.295
39	Plastics and articles thereof	183.251.836	1.145.563.848	241.788.112	1.648.784.229
40	Rubber and articles thereof	201.219.714	1.481.720.601	422.472.111	3.026.067.028
41	Raw hides, skins (other than furskins), and leather	326.048	2.383.925	6.782.406	57.215.354
42	Articles of leather; saddlery and harness; travel goods, handbags and similar containers; articles of animal gut (other than silk-worm gut)	5.787.203	39.795.746	104.878.585	718.488.043
43	Furskins and artificial fur; manufactures thereof	9.440	60.749	232.355	1.308.738
44	Wood and articles of wood; wood charcoal	559.629.079	3.669.064.978	341.867.852	2.237.430.478
45	Cork and articles of cork	247	2.498	4.150	35.648

Tabel 2. Ekspor Indonesia menurut kode HS 2 digit

Juli 2023

H S	Uraian golongan barang	Berat bersih (Kg)		Nilai F.O.B. ( U S \$ )	
		Bulan ini	Kumulatif	Bulan ini	Kumulatif
(1)	(2)	(3)	(4)	(5)	(6)
46	Manufactured of straw or other plaiting materials; basketware and	1.612.197	11.013.896	7.821.959	55.012.158
47	Pulp of wood or of other fibrous cellulosic material; recovered (waste and scrap) paper or paperboard	591.463.583	3.881.827.430	256.787.093	2.159.883.316
48	Paper and paperboard; articles of paper pulp or of paper/paperboard	450.439.973	3.305.592.885	380.340.279	2.872.627.706
49	Printed books, newspapers, pictures, and other products of the printing industry, manuscripts, typescripts and plans	541.215	3.420.011	2.184.813	16.965.562
50	Silk	3.881	31.583	23.568	99.740
51	Wool, fine or coarse animal hair; horse hair yarn, woven fabrics	686	54.786	2.862	306.827
52	Cotton	11.749.660	91.393.390	35.597.495	287.062.393
53	Other vegetable textile fibres; paper yarns and woven fabrics of	2.206.539	18.289.856	444.785	3.597.761
54	Man-made filaments	17.097.699	120.597.994	78.651.561	433.491.300
55	Man-made staple fibres	75.440.368	568.222.600	142.327.483	1.069.864.899
56	Wadding, felt, and non-wovens; special yarn; twine, cordage, ropes and cables and articles thereof	3.148.722	21.407.822	12.583.929	85.465.731
57	Carpets and other textile floor coverings	1.064.030	7.379.269	3.527.266	23.867.932
58	Special woven fabrics; tufted textile fabrics; lace; tapestries;	227.135	1.363.802	3.082.554	20.237.990
59	Impregnated, coated, covered or laminated textile fabrics; textile	2.563.276	16.518.094	11.374.815	79.951.861
60	Knitted or crocheted fabrics	1.415.161	9.161.987	11.029.923	63.797.860
61	Articles of apparel and clothing accessories, knitted or crocheted	19.916.631	107.058.031	364.806.148	2.107.798.370
62	Articles of apparel and clothing accessories, not knitted or crocheted	14.036.645	93.691.381	388.320.895	2.529.456.439
63	Other made up textile articles; sets; worn clothing and worn textile articles; rags	2.947.364	19.192.266	13.022.773	79.353.918
64	Footwear, gaiters and the like; parts of such articles	24.850.348	178.497.698	527.877.072	3.747.254.281
65	Headgear and parts thereof	549.538	3.670.098	9.817.831	55.380.412
66	Umbrellas, sun umbrellas, walking sticks, seat-sticks, whips, riding-	45.468	263.934	210.524	1.867.600
67	Prepared feathers and down and articles made of feathers or of	710.483	4.894.528	27.812.243	201.401.506
68	Articles of stone, plaster, cement, asbestos, mica or similar material	19.777.294	131.363.211	14.565.818	91.797.002
69	Ceramic products	23.876.948	156.520.894	23.582.361	156.161.151
70	Glass and glassware	46.100.585	304.163.309	29.177.834	194.584.700
71	Natural and cultured pearls, precious/semi precious stones, and precious metal, and articles thereof, imitation jewellery; coin	478.987	2.554.253	378.450.403	4.290.190.321
72	Iron and steel	1.542.360.367	9.695.227.802	2.210.548.022	15.135.998.549
73	Articles of iron and steel	60.434.941	298.663.135	227.974.074	959.454.275
74	Copper and articles thereof	17.809.662	148.236.720	144.349.425	1.197.615.188
75	Nickel and articles thereof	98.875.262	632.227.851	581.246.797	4.035.642.202
76	Aluminium and articles thereof	17.052.582	99.753.943	52.337.271	321.990.023
78	Lead and articles thereof	1.929.410	8.922.086	2.681.677	15.502.569
79	Zinc and articles thereof	810.942	7.844.325	1.967.115	17.723.723
80	Tin and articles thereof	7.029.546	39.040.912	194.979.580	1.026.083.132
81	Other base metal; cermets; and articles thereof	5.792.200	35.464.313	11.301.092	74.310.884
82	Tools, implements, cutlery, spoon and forks, of base metal and parts	588.250	3.870.108	7.928.340	55.723.457
83	Miscellaneous articles of base metal	1.604.078	11.787.776	8.410.586	61.092.525
84	Nuclear reactors, boilers, machinery and mechanical appliances;	50.818.526	392.760.006	518.593.896	3.680.000.170
85	Electrical machinery and equipments and parts thereof; sound	48.382.349	304.110.239	1.237.216.971	8.650.093.010
86	Railway and tramway locomotive, mechanical traffic, and all kinds	1.136.873	9.772.489	1.914.688	22.151.782
87	Vehicles other than railway/tramway rolling-stock, and parts and	99.534.822	1.191.525.115	958.901.442	6.353.186.040
88	Aircraft, spacecraft, and parts thereof	54.884	387.037	6.567.874	56.054.688
89	Ships, boat, and floating structures	3.341.338	130.398.774	32.070.796	523.802.364
90	Optical, photographic, cinematographic, measuring, checking,	2.690.122	20.328.875	74.261.848	496.712.246
91	Clocks and watches and parts thereof	17.248	162.169	1.439.515	15.056.561
92	Musical instruments; parts and accessories of such articles	3.749.868	23.817.504	55.408.062	367.789.813
93	Arms and ammunition; parts and accessories thereof	1.765	26.252	348.640	3.494.639

Tabel 2. Ekspor Indonesia menurut kode HS 2 digit

Juli 2023

HS	Uraian golongan barang	Berat bersih (Kg)		Nilai F.O.B. ( U S \$ )	
		Bulan ini	Kumulatif	Bulan ini	Kumulatif
(1)	(2)	(3)	(4)	(5)	(6)
94	Furnitures, bedding, mattresses, mattress supports, cushions and	41.929.283	303.891.702	180.799.856	1.308.657.866
95	Toys, games and sports requisiters; parts and accessories thereof	5.650.873	31.529.250	64.676.116	382.510.840
96	Miscellaneous manufactured articles	12.638.693	74.995.624	31.743.592	197.479.998
97	Works of arts, collectors' piece and antiques	70.637	342.860	302.588	3.154.429
98	Incompletely knocked down motor vehicles and their components	2.015	172.275	31.155	570.706
99	Postal packages, parcels, and returned goods	408	479.993	2.102.216	13.921.000
	<b>Total Ekspor</b>	<b>58.790.388.797</b>	<b>394.881.688.359</b>	<b>20.862.226.019</b>	<b>149.515.562.738</b>

Sumber : dokumen PEB dan non PEB, diolah

<https://www.bps.go.id>

Tabel 3 : Ekspor Indonesia menurut Komoditi ( Kode HS 8 digit )

Juli 2023

Kode H S	Uraian golongan barang	Berat bersih (Kg)		Nilai F.O.B. ( U S \$ )	
		Bulan ini	Kumulatif	Bulan ini	Kumulatif
(1)	(2)	(3)	(4)	(5)	(6)
01039200	Live swine, other than pure-bred breeding animals, weighing 50 kg or more	-	7.687.116	-	20.668.095
01051110	Breeding fowls of the species gallus domesticus, weighing not more than 185 g	4.603	18.130	111.597	394.242
01051190	Live fowls of the species gallus domesticus, other than breeding, weighing not more than 185 g	90	4.370	550	104.018
01059441	Live fighting cocks of the species gallus domesticus, 185 g ≤ weighing ≤ 2 kg	418	3.788	11.660	106.410
01059449	Live fighting cocks of the species gallus domesticus, weighing more than 2 kg	1.920	11.999	11.550	48.025
01059491	Live fowls of the species gallus domesticus, other than breeding fowls and fighting cocks, 185 g ≤ weighing ≤ 2 kg	64.253	64.253	139.569	139.569
01061100	Live primates	-	7.500	-	1.664.755
01061400	Live rabbits and hares	120	180	792	1.126
01061900	Live mammals, other than in subheading 010611 to 010614	492	4.157	7.330	54.926
01062000	Live reptiles (including snakes and turtles)	14.667	97.407	174.668	1.741.928
01063200	Live psittaciformes (including parrots, parakeets, macaws and cockatoos)	47	357	11.200	108.740
01063900	Live birds, other than birds of prey, psittaciformes, ostriches, emus (dromaius novaehollandiae)	50	41.801	1.753	99.986
01064900	Live insects other than bees	35	335	1.795	8.497
01069000	Live animals, other than in subheading 010611 to 010649	222	1.702	6.709	58.304
02045000	Meat of goats, fresh, chilled or frozen	-	3	-	15
02071200	Meat and edible offal of fowls of the species gallus domesticus, not cut in pieces, frozen	23.832	255.388	50.875	588.520
02071410	Wings of fowls of the species gallus domesticus, frozen	-	1.764	-	4.770
02071491	Mechanically deboned or separated meat of fowls of the species gallus domesticus, other than wings and thighs, frozen	-	7.208	-	25.984
02074100	Meat and edible offal of ducks not cut in pieces, fresh or chilled	-	18	-	181
02085000	Meat and edible meat offal of reptiles (including snakes and turtles), fresh, chilled or frozen	6.600	30.900	137.667	194.600
02089010	Frogs' legs fresh, chilled or frozen	173.041	886.507	1.597.776	7.893.775
02099000	Poultry fat, free of lean meat, not rendered or otherwise extracted, fresh, chilled, frozen, salted, in brine, dried or smoked	-	4	-	3
02109300	Meat and edible meat offal of reptiles (including snakes and turtles) including edible flours and meals of meat or meat offal, salted, in brine, dried/smoked	7.843	103.016	211.298	3.471.158
02109920	Dried pork skin	-	480	-	1.640
02109990	Meat and edible meat offal, other than hs code 02101100 to 02109920 including edible flours and meals of meat or meat offal, salted, in brine, dried or smoked	-	127	-	84
03011110	Live fry freshwater ornamental fish	3.369	18.106	33.913	212.643
03011191	Live koi carp (cyprinus carpio) other than fry	571	4.694	9.035	66.863
03011192	Live goldfish (carassius auratus) other than fry	908	7.775	52.827	433.598
03011193	Live siamese fighting fish (beta splendens) other than fry	1.011	6.529	36.614	220.520
03011195	Live arowanas (scleropages formosus) other than fry	8.759	65.525	820.473	6.804.817
03011199	Live freshwater ornamental fish, other than HS code 03011191 to 03011195, other than fry	67.177	544.888	1.422.432	11.343.407
03011910	Live fry ornamental fish, other than freshwater fish	53	173	2.292	6.844
03011990	Live ornamental fish other than freshwater fish, other than fry	52.737	380.773	540.529	4.284.537
03019200	Live eels (anguilla spp)	852	657.848	2.812	1.264.790
03019329	Live cyprinus spp, carassius spp, ctenopharyngodon idellus, hypophthalmichthys spp, cirrhinus spp, mylopharyngodon piceus, other than breeding and fry	-	4	-	41
03019911	Live fry of milkfish and grouper, breeding	5.244	93.330	114.891	2.433.501
03019919	Live fry of milkfish and grouper, other than breeding	2.565	14.179	15.895	152.526
03019924	Live fish fry, other than HS code 03019100 to 03019923, breeding	710	3.640	1.650	9.340
03019929	Live fish fry, other than HS code 03019100 to 03019923, other than	825	7.844	4.026	35.391

**Tabel 3 : Ekspor Indonesia menurut Komoditi ( Kode HS 8 digit )**

**Juli 2023**

Kode H S	Uraian golongan barang	Berat bersih (Kg)		Nilai F.O.B. ( U S \$ )	
		Bulan ini	Kumulatif	Bulan ini	Kumulatif
(1)	(2)	(3)	(4)	(5)	(6)
03019931	Live milkfish, other than fry, breeding	556	11.027	23.034	383.597
03019933	Live Leopard coral grouper (plectropomus leopardus)r, other than fry	18.722	184.291	335.310	2.821.955
03019934	Live Brown-marbled grouper (epinephelus fuscoguttatus), other than fry	8.251	56.996	95.744	526.919
03019935	Live Humpback grouper (cromileptes altivelis), other than fry	356	18.502	19.071	359.383
03019936	Live Grouper other than leopard coral, brown-marbled, and humpback, other than fry	100.135	759.953	799.880	6.023.928
03019949	Live freshwater fish, n.ec in heading 0301 and other than carp for breeding	22.297	163.065	185.893	1.217.503
03019950	Live marine fish, n.e.c in heading 0301	4.158	34.997	72.066	434.854
03019990	Live fish, other than freshwater and marine fish	-	76.326	-	376.870
03021100	Trout (salmo trutta, oncorhynchus mykiss, oncorhynchus clarki, oncorhynchus aguabonita, oncorhynchus gilae, oncorhynchus apache and oncorhynchus chrysogaster), fresh or chilled	-	700	-	965
03021900	Salmonidae other than trout, pacific salmon, atlantic salmon and danube salmon, fresh or chilled	-	920	-	1.479
03022100	Halibut (reinhardtius hippoglossoides, hippoglossus hippoglossus, hippoglossus stenolepis), fresh or chilled	54	54	108	108
03022200	Plaice (pleuronectes platessa), fresh or chilled	-	800	-	896
03022300	Sole (solea spp), fresh or chilled	-	33.652	-	37.604
03022900	Flat fish (pleuronectidae, bothidae, cynoglossidae, soleidae, scophthalmidae and citharidae) other than halibut, plaice, sole, turbot, fresh or chilled	95.859	817.769	108.667	868.904
03023200	Yellowfin tunas (thunnus albacares), fresh or chilled	130.499	684.013	1.163.131	4.969.731
03023300	Skipjack tuna (stripe-bellied bonito) (katsuwonus pelamis), fresh or chilled	-	564	-	236
03023400	Bigeye tunas (thunnus obesus), fresh or chilled	21.119	141.640	103.316	701.699
03023600	Southern bluefin tunas (thunnus maccoyii), fresh or chilled	-	17.093	-	77.506
03023900	Tunas other than albacore tunas, yellowfin tunas, skipjack tuna, bigeye tunas, atlantic and pacific bluefin tunas, southern bluefin tunas, fresh or chilled	16.760	257.677	108.122	2.161.775
03024200	Anchovies (engraulis spp), fresh or chilled	1.300	1.840	5	1.855
03024300	Sardines (sardina pilchardus, sardinops spp), sardinella (sardinella spp), brisling or sprats (sprattus sprattus), fresh or chilled	-	20	-	210
03024400	Mackerel (scomber scombrus, scomber australasicus, scomber japonicus), fresh or chilled	3.505	251.717	6.819	1.027.952
03024700	Swordfish (xiphias gladius), fresh or chilled	4.430	32.217	41.013	299.626
03024900	Sardinella, brisling or sprats, indian mackerels, seerfishes, jacks, crevalles, silver pomfrets, pacific saury, scads, capelin, kawakawa, bonitos, marlins, sailfishes, spearfish, fresh or chilled	552.060	3.555.128	1.805.045	12.128.316
03027290	Catfish (pangasius spp, silurus spp, clarias spp, ictalurus spp) other than yellowtail catfish, fresh or chilled	1.975	16.820	2.307	19.978
03027300	Carp (cyprinus, carassius, ctenopharyngodon idellus, hypophthalmichthys, cirrhinus, mylopharyngodon piceus, catla catla, labeo, osteochilus hasselti, leptobarbus hoeveni, megalobrama), fresh or chilled	-	28	-	55
03027900	Nile perch (lates niloticus) and snakeheads (channa spp), fresh or chilled	6.026	31.964	9.398	64.272
03028200	Rays and skates (rajidae), fresh or chilled	9.898	91.169	13.774	119.980
03028500	Seabream (sparidae), fresh or chilled	18.855	19.663	27.172	29.953
03028911	Grouper, fresh or chilled	332.119	2.368.845	1.185.938	8.931.846
03028914	Savalai hairtails (lepturacanthus savala), belanger's croakers (johnius belangerii), reeve's croakers (chrysochir aureus) and bigeye croakers (pennahia anea), fresh or chilled	63.522	963.418	89.904	879.522
03028916	Torpedo scads (megalaspis cordyla), spotted sicklefish (drepane punctata) and great barracudas (sphyraena barracuda), fresh or chilled	61.180	442.980	49.515	354.535

Tabel 3 : Ekspor Indonesia menurut Komoditi ( Kode HS 8 digit )

Juli 2023

Kode H S	Uraian golongan barang	Berat bersih (Kg)		Nilai F.O.B. ( U S \$ )	
		Bulan ini	Kumulatif	Bulan ini	Kumulatif
(1)	(2)	(3)	(4)	(5)	(6)
03028917	Black pomfrets ( <i>parastromatus niger</i> ), fresh or chilled	102.271	778.107	356.005	2.291.359
03028918	Mangrove red snappers ( <i>lutjanus argentimaculatus</i> ), fresh or chilled	163.598	1.359.181	468.151	3.822.536
03028919	Fresh or chilled marine fish, other than HS code 03028911 to 03028918	2.238.110	14.735.232	3.246.615	20.620.343
03028929	Fresh or chilled fish other than marine fish, other than hs code 03028922 to 03028929	26.052	121.201	23.352	97.600
03029900	Heads, tails, maws and other edible fish offal, other than shark fins, livers, roes and milt, fresh or chilled	485	485	11.925	11.925
03031100	Sockeye salmon (red salmon) ( <i>oncorhynchus nerka</i> ), frozen	-	4.090	-	77.506
03031400	Trout ( <i>salmo trutta</i> , <i>oncorhynchus mykiss</i> , <i>oncorhynchus clarki</i> , <i>oncorhynchus aguabonita</i> , <i>oncorhynchus gilae</i> , <i>oncorhynchus apache</i> and <i>oncorhynchus chrysogaster</i> ), frozen	-	42.332	-	339.735
03031900	Salmonidae other than sockeye salmon, pacific salmon, atlantic salmon, trout, frozen	-	210	-	499
03032300	Tilapias ( <i>oreochromis</i> spp), frozen	46.430	256.559	134.820	753.212
03032400	Catfish ( <i>pangasius</i> spp, <i>silurus</i> spp, <i>clarias</i> spp, <i>ictalurus</i> spp), frozen	132.186	1.878.704	233.851	3.093.441
03032500	Carp ( <i>cyprinus</i> , <i>carassius</i> , <i>ctenopharyngodon idellus</i> , <i>hypophthalmichthys cirrhinus</i> , <i>mylopharyngodon piceus</i> , <i>catla catla</i> , <i>labeo</i> , <i>osteochilus hasselti</i> , <i>leptobarbus hoeveni</i> , <i>megalobrama</i> ), frozen	556	3.007	2.860	14.041
03032600	Eels ( <i>anguilla</i> spp), frozen	241.170	1.903.771	491.285	4.062.948
03032900	Nile perch ( <i>lates niloticus</i> ) and snakeheads ( <i>channa</i> spp), frozen	14.860	15.603	52.392	54.607
03033100	Halibut ( <i>reinhardtius hippoglossoides</i> , <i>hippoglossus hippoglossus</i> , <i>hippoglossus stenolepis</i> ), frozen	29.070	107.031	37.075	153.068
03033300	Sole ( <i>solea</i> spp), frozen	2.132	12.689	3.114	23.808
03033900	Flat fish ( <i>pleuronectidae</i> , <i>bothidae</i> , <i>cynoglossidae</i> , <i>soleidae</i> , <i>scophthalmidae</i> and <i>citharidae</i> ) other than halibut, plaice, sole, turbot, frozen	-	941	-	1.499
03034100	Albacore or longfinned tunas ( <i>thunnus alalunga</i> ), frozen	152.000	879.177	414.789	2.802.582
03034200	Yellowfin tunas ( <i>thunnus albacares</i> ), frozen	1.880.164	11.354.154	6.738.328	38.550.892
03034300	Skipjack tuna (stripe-bellied bonito) ( <i>katsuwonus pelamis</i> ), frozen	5.612.108	28.474.076	10.210.762	50.938.012
03034400	Bigeye tunas ( <i>thunnus obesus</i> ), frozen	104.730	1.399.775	316.301	3.134.997
03034600	Southern bluefin tunas ( <i>thunnus maccoyii</i> ), frozen	930	20.573	2.220	121.046
03034910	Longtail tuna ( <i>thunnus tonggol</i> ), frozen	21.720	1.092.551	73.848	1.974.070
03034990	Tunas (of the genus <i>thunnus</i> ), other than hs code 03024100 to 03024910, frozen	-	6.450	-	32.027
03035300	Sardines ( <i>sardina pilchardus</i> , <i>sardinops</i> spp), <i>sardinella</i> ( <i>sardinella</i> spp), brisling or sprats ( <i>sprattus sprattus</i> ), frozen	131.800	578.242	51.927	655.300
03035410	Mackerel ( <i>scomber scombrus</i> , <i>scomber australasicus</i> ), frozen	114.939	318.144	373.967	1.065.453
03035420	Pacific mackerel ( <i>scomber japonicus</i> ), frozen	-	132.237	-	136.159
03035500	Jack and horse mackerel ( <i>trachurus</i> spp), frozen	-	123.791	-	149.335
03035600	Cobia ( <i>rachycentron canadum</i> ), frozen	34.028	238.985	73.973	449.722
03035700	Swordfish ( <i>xiphias gladius</i> ), frozen	144.180	1.455.444	724.617	9.617.258
03035910	Indian mackerels ( <i>rastrelliger kanagurta</i> ), island mackerels ( <i>rastrelliger faughni</i> ), frozen	17.277	219.803	40.445	849.622
03035920	Silver pomfrets ( <i>pampus</i> spp), frozen	131.389	550.260	501.204	2.727.600
03035990	Anchovies, brisling or sprats, <i>scomberomorus</i> spp, <i>caranx</i> spp, pacific saury, <i>decapterus</i> spp, capelin, <i>euthynnus affinis</i> , <i>sarda</i> spp, marlins, sailfishes, <i>istiophoridae</i> , frozen	1.797.446	13.731.279	3.758.514	30.196.253
03036900	Fish of the families <i>bregmacerotidae</i> , <i>euclichthyidae</i> , <i>gadidae</i> , <i>macrouridae</i> , <i>melanonidae</i> , <i>merlucciidae</i> , <i>moridae</i> and <i>muraenolepididae</i> other than of hs code 030336-030368, frozen	10.640	19.886	34.314	64.192
03038100	Dogfish and other sharks, frozen	232.155	1.104.991	308.774	1.462.791
03038200	Rays and skates ( <i>rajidae</i> ), frozen	103.380	596.516	218.179	1.257.160



**Tabel 3 : Ekspor Indonesia menurut Komoditi ( Kode HS 8 digit )**

**Juli 2023**

Kode H S	Uraian golongan barang	Berat bersih (Kg)		Nilai F.O.B. ( U S \$ )	
		Bulan ini	Kumulatif	Bulan ini	Kumulatif
		(1)	(2)	(3)	(4)
03038400	Seabass (dicentrarchus spp), frozen	-	6.222	-	5.776
03038911	Grouper, frozen	98.081	650.416	255.483	2.381.057
03038913	Bluntnose lizardfish (trachinocephalus myops), frozen	175.208	1.171.847	180.459	1.182.739
03038914	Savalai hairtails (lepturacanthus savala), belanger's croakers (johnius belangerii), reeve's croakers (chrysochir aureus) and bigeye croakers (pennahia anea), frozen	895.488	8.910.429	1.941.300	18.414.984
03038916	Torpedo scads (megalaspis cordyla), spotted sicklefish (drepane punctata) and great barracudas (sphyraena barracuda), frozen	2.539	274.409	6.075	521.362
03038917	Black pomfrets (parastromatus niger), frozen	416.607	2.555.990	1.010.382	6.906.242
03038918	Mangrove red snappers (lutjanus argentimaculatus), frozen	306.976	2.198.941	1.006.407	7.600.912
03038919	Frozen marine fish, other than HS code 03038911 to 03038918	3.226.317	23.549.432	6.951.951	50.104.598
03038923	Milkfish (chanos chanos), frozen	1.208.380	7.496.223	1.815.556	11.698.987
03038928	Wallago (wallago attu) and giant river-catfish (sperata seenghala), frozen	2.669	7.131	13.073	32.717
03038929	Frozen fish, other than marine fish, other than hs code 03038922 to 03038928	396.116	1.924.433	556.770	3.756.503
03039100	Livers, roes and milt, frozen	117.103	649.050	2.599.147	7.932.934
03039200	Shark fins, frozen	41.394	103.434	122.740	747.628
03039900	Heads, tails, maws and other edible fish offal other than shark fins, livers, roes and milt, frozen	24.910	306.627	27.872	392.316
03044500	Fresh or chilled fillets of swordfish (xiphias gladius)	3.377	24.863	32.525	269.319
03044700	Fresh or chilled fillets of dogfish and other sharks	213	213	3.102	3.102
03044800	Fresh or chilled fillets of rays and skates (rajidae)	412	412	771	771
03044900	Fresh or chilled fillets of other fish, other than in subheading 030431 to 030448	74.656	457.886	1.038.240	5.406.094
03045100	Fresh or chilled other fish meat (whether or not minced) of tilapias, catfish, carp, eels (anguilla spp), Nile perch (lates niloticus) and snakeheads (channa spp)	437	8.284	496	10.043
03045400	Fresh or chilled other fish meat (whether or not minced) of swordfish (xiphias gladius)	37	3.394	449	33.043
03045900	Fresh or chilled other fish meat (whether or not minced) of other fish, other than in subheading 030451 to 030457	92.032	155.251	297.120	515.645
03046100	Frozen fillets of tilapias (oreochromis spp)	901.897	5.604.586	6.805.720	41.699.117
03046900	Frozen fillets of carp (cyprinus, carassius, ctenoph. idellus, hypophthalmichthys, cirrhinus, myloph. piceus, catla catla, labeo, oste. hasselti, lepto. hoeveni, megalobrama spp), eels, channa spp	3.583	20.265	11.251	53.622
03047100	Frozen fillets of cod (gadus morhua, gadus ogac, gadus macrocephalus)	379.319	3.811.420	2.635.509	29.561.097
03047200	Frozen fillets of haddock (melanogrammus aeglefinus)	-	245.577	-	1.839.985
03047500	Frozen fillets of Alaska pollock (theragra chalcogramma)	243.566	978.878	832.220	3.377.846
03047900	Frozen fillets of fish of the families bregmacerotidae, euclichthyidae, gadidae, macrouridae, melanonidae, merlucciidae, moridae and muraenolepididae other than hs 030471-030475	-	1.925	-	13.484
03048100	Frozen fillets of Pacific salmon (oncorhynchus nerka, oncor. gorbuscha, oncor. keta, oncor. tshawytscha, oncor. kisutch, oncor. masou, oncor. rhodurus), Atlantic salmon (salmo salar) and Danube salmon	45.481	542.083	314.363	4.413.006
03048300	Frozen fillets of flat fish (pleuronectidae, bothidae, cynoglossidae, soleidae, scophthalmidae and citharidae)	-	12.090	-	52.413
03048400	Frozen fillets of swordfish (xiphias gladius)	81.567	349.942	634.799	3.350.555
03048600	Frozen fillets of herrings (clupea harengus, clupea pallasii)	-	20.944	-	45.156
03048700	Frozen fillets of tunas (of the genus thunnus), skipjack tuna (stripe-bellied bonito) (katsuwonus pelamis)	4.778.449	30.098.585	33.177.513	212.277.483
03048800	Frozen fillets of dogfish, other sharks, rays and skates (rajidae)	26.894	109.251	177.084	557.900
03048910	Frozen fillets of mahi-mahi (coryphaena hippurus)	100.646	618.639	665.618	4.776.511
03048990	Frozen fillets of other fish, other than HS code 03048100 to 03048910	1.775.248	11.739.149	13.166.807	86.249.935

Tabel 3 : Ekspor Indonesia menurut Komoditi ( Kode HS 8 digit )

Juli 2023

Kode H S	Uraian golongan barang	Berat bersih (Kg)		Nilai F.O.B. ( U S \$ )	
		Bulan ini	Kumulatif	Bulan ini	Kumulatif
		(1)	(2)	(3)	(4)
03049100	Frozen other fish meat (whether or not minced) of swordfish (xiphias gladius)	2.447	15.369	11.453	65.658
03049300	Frozen other fish meat (whether or not minced) of tilapias (oreochromis spp), catfish (pangasius spp, silurus spp, clarias spp, ictalurus spp), carp, eels (anguilla spp), Nile perch (lates niloticus) and snakeheads (channa spp)	100.054	537.354	209.948	875.095
03049600	Frozen other fish meat (whether or not minced) of dogfish and other sharks	83.064	357.540	83.064	355.540
03049910	Frozen of surimi (minced fish meat)	880.150	6.394.674	2.339.952	17.470.361
03049990	Frozen other fish meat (whether or not minced) of other fish, other than HS code 03049100 to 03049910	136.672	1.478.234	568.568	8.679.202
03052090	Livers, roes and milt of fish, smoked, dried, salted or in brine, other than freshwater fish, dried, salted or in brine	35.002	1.428.384	2.242.350	11.332.089
03053100	Fish fillets of tilapias, catfish, carp, eels (anguilla spp), Nile perch (lates niloticus) and snakeheads (channa spp), dried, salted or in brine, but not smoked	304	304	3.927	3.927
03053991	Fish fillets of other freshwater fish, dried, salted or in brine, but not smoked, not elsewhere classified in heading 0305	-	106	-	530
03053992	Fish fillets of marine fish, dried, salted or in brine, but not smoked, not elsewhere classified in heading 0305	78.280	423.703	187.049	1.640.261
03053999	Fish fillets of fish other than freshwater and marine fish n.e.c in heading 0305, dried, salted or in brine, but not smoked	11.500	67.600	123.050	318.754
03054910	Smoked fish, including fillets, other than edible fish offal of skipjack tuna (stripe-bellied bonito) (katsuwonus pelamis)	258.269	1.441.433	2.107.169	11.411.543
03054990	Smoked fish, including fillets, other than edible fish offal, not elsewhere classified in heading 0305	28.162	166.365	233.491	1.223.935
03055400	Dried fish, w.o.n salted but not smoked of herrings, anchovies, sardines, sardinella, brisling or sprats, scomber scombrus, Indian mackerels, seerfishes, jack & horse mackerel, jacks, caranx, cobia, silver pomfrets, Pacific saury, scads, capelin, swordfish, kawakawa, bonitos, marlins, sailfishes, spearfish	14.762	79.146	40.105	211.729
03055921	Dried fish, other than edible fish offal, whether or not salted but not smoked of anchovies (stolephorus spp, coilia spp, setipinna spp, lycotrissa spp, thryssa spp and encrasicholina spp)	55.192	340.127	309.235	1.627.971
03055929	Dried fish, other than edible fish offal, whether or not salted but not smoked of marine fish other than anchovies (stolephorus, coilia, setipinna, lycotrissa, thryssa and encrasicholina spp)	76.919	289.864	157.528	742.118
03055990	Dried fish, other than edible fish offal, whether or not salted but not smoked of other fish other than marine fish	185.621	1.056.980	341.913	2.251.701
03056300	Salted but not dried or smoked and fish in brine, other than edible fish offal of anchovies (engraulis spp)	18.492	113.718	249.125	1.391.306
03056910	Salted but not dried or smoked and fish in brine, other than edible fish offal of marine fish, not elsewhere classified in heading 0305	17.040	44.432	77.022	210.175
03056990	Salted but not dried or smoked and fish in brine, other than edible fish offal of other than marine fish, not elsewhere classified in heading 0305	-	4.420	-	18.472
03057110	Shark fins, dried or smoked	29.304	170.112	1.013.976	5.290.855
03057211	Dried, salted or in brine, smoked of fish maws of cod	-	9.750	-	63.325
03057219	Dried, salted or in brine, smoked of fish maws of other than cod	21.939	219.446	448.472	2.932.287
03057299	Dried, salted or in brine, smoked of fish head and tail of other than cod	-	16.475	-	47.778
03057990	Dried, salted or in brine, smoked of fish fin and other edible offal other	5.199	68.257	406.445	1.968.785
03061110	Rock lobster and other sea crawfish (palinurus spp, panulirus spp, jesus spp), frozen, smoked	8.410	47.217	117.274	578.839
03061190	Rock lobster and other sea crawfish (palinurus spp, panulirus spp, jesus spp), frozen, other than smoked	33.547	120.684	475.217	1.485.389
03061411	Soft shell crabs, frozen, smoked	76.240	412.658	466.826	2.980.844

Tabel 3 : Ekspor Indonesia menurut Komoditi ( Kode HS 8 digit )

Juli 2023

Kode H S	Uraian golongan barang	Berat bersih (Kg)		Nilai F.O.B. ( U S \$ )	
		Bulan ini	Kumulatif	Bulan ini	Kumulatif
(1)	(2)	(3)	(4)	(5)	(6)
03061419	Crab other than soft shell crabs, frozen, smoked	-	340	-	477
03061491	Swimming crabs (crabs of the family portunidae), frozen, other than smoked	14.213	86.090	11.312	556.482
03061492	King crabs (crabs of the family lithodidae), frozen, other than smoked	-	27.734	-	1.112.753
03061499	Crab other than swimming crabs, king crabs, and snow crabs, frozen, other than smoked	22.899	599.235	449.878	12.920.029
03061600	Cold-water shrimps and prawns (pandalus spp, crangon crangon), frozen	53.744	282.534	560.900	2.952.972
03061711	Giant tiger prawns (penaeus monodon), frozen, headless	629.355	4.656.101	7.897.456	58.021.820
03061719	Giant tiger prawns (penaeus monodon), frozen, other than headless	155.063	1.414.596	2.374.426	18.481.393
03061721	Whiteleg shrimps (litopenaeus vannamei), frozen, headless, with tail	1.847.334	15.374.559	14.003.435	117.262.387
03061722	Whiteleg shrimps (litopenaeus vannamei), frozen, headless, without tail	929.468	8.258.265	6.896.508	60.898.245
03061729	Whiteleg shrimps (litopenaeus vannamei), frozen, other than headless, with or without tail	3.777.488	34.339.065	32.850.443	287.986.468
03061730	Giant river prawns (macrobrachium rosenbergii), frozen	25	39	1.761	1.988
03061790	Shrimps and prawns other than giant tiger prawns, whiteleg shrimps, and giant river prawns, frozen	2.713.084	17.455.670	16.475.439	114.267.077
03061900	Crustaceans not elsewhere classified in subheading 030611 to 030617, whether in shell or not , frozen	155	61.488	1.731	451.107
03063120	Rock lobster and other sea crawfish (palinurus spp, panulirus spp, jасus spp), live , other than breeding	49.472	424.016	1.041.094	9.048.430
03063130	Rock lobster and other sea crawfish (palinurus spp, panulirus spp, jасus spp), fresh or chilled	21	446	172	2.628
03063220	Lobsters (homarus spp), live, other than breeding	793	6.195	17.325	118.718
03063311	Blue crabs (callinectes spp) and snow crabs (crabs of the family oregoniidae), live	3.602	51.567	5.605	54.190
03063312	Blue crabs (callinectes spp) and snow crabs (crabs of the family oregoniidae), fresh or chilled	406.200	406.200	1.876.644	1.876.644
03063391	Crab other than blue crabs (callinectes spp) and snow crabs (crabs of the family oregoniidae), live	781.277	7.184.235	5.041.899	44.060.924
03063392	Crab other than blue crabs (callinectes spp) and snow crabs (crabs of the family oregoniidae), fresh or chilled	37.430	260.162	93.011	568.592
03063520	Cold-water shrimps and prawns (pandalus spp, crangon crangon), live, other than breeding	99	7.347	1.973	534.035
03063530	Cold-water shrimps and prawns (pandalus spp, crangon crangon), fresh	60.257	391.912	160.396	1.027.593
03063611	Giant tiger prawns (penaeus monodon), live, breeding	9	32	70	256
03063612	Whiteleg shrimps (litopenaeus vannamei), live, breeding	20	384	3.345	36.652
03063619	Other shrimps and prawns other than giant tiger prawns, whiteleg shrimps, and giant river prawns, live, breeding	116	1.747	1.282	18.272
03063623	Giant river prawns (macrobrachium rosenbergii), live, other than breeding	-	1	-	500
03063629	Shrimps and prawns other than giant tiger prawns, whiteleg shrimps, and giant river prawns, live, other than breeding	107.094	906.026	2.426.462	18.183.256
03063631	Giant tiger prawns (penaeus monodon), fresh or chilled	30.591	121.315	69.231	331.025
03063632	Whiteleg shrimps (litopenaeus vannamei), fresh or chilled	235.546	3.527.972	1.106.527	10.746.800
03063633	Giant river prawns (macrobrachium rosenbergii), fresh or chilled	399	932	1.197	2.795
03063639	Other shrimps and prawns other than giant tiger prawns, whiteleg shrimps, and giant river prawns, fresh or chilled	139.985	1.562.511	391.054	3.016.418
03063910	Live crustaceans, not elsewhere classified in subheading 030631 to 030636, whether in shell or not	8.154	33.170	156.304	514.691
03063920	Fresh or chilled crustaceans, not elsewhere classified in subheading 030631 to 030636, whether in shell or not,	30	353	500	6.439
03069529	Shrimps and prawns, in airtight containers for retail sale, other than in shell, cooked by steaming or boiling in water	24	17.524	264	10.934
03069530	Shrimps and prawns, other than in airtight containers for retail sale	104.835	383.764	68.454	287.520

Tabel 3 : Ekspor Indonesia menurut Komoditi ( Kode HS 8 digit )

Juli 2023

Kode H S	Uraian golongan barang	Berat bersih (Kg)		Nilai F.O.B. ( U S \$ )	
		Bulan ini	Kumulatif	Bulan ini	Kumulatif
		(1)	(2)	(3)	(4)
03069929	Crustaceans not elsewhere classified in subheading 030691 to 030695, whether in shell or not, in airtight containers for retail sale, dried, salted or in brine	-	2	-	13
03069931	Crustaceans not elsewhere classified in subheading 030691 to 030695, whether in shell or not, other than in airtight containers for retail sale, smoked	-	2	-	3
03071120	Oysters, fresh or chilled	-	2.000	-	919
03072110	Scallops and other molluscs of the family pectinidae, live	-	109	-	191
03072120	Scallops and other molluscs of the family pectinidae, fresh or chilled	4.720	45.517	3.079	36.442
03072200	Scallops and other molluscs of the family pectinidae, frozen	40.081	223.075	101.993	585.277
03072930	Scallops and other molluscs of the family pectinidae, dried, salted or in brine	264	885	3.960	15.138
03073200	Mussels (mytilus spp, perna spp), frozen	6.000	8.500	6.688	9.688
03074221	Cuttle fish (sepia officinalis, rossia macrosoma, sepiola spp) and squid (omastrephes spp, loligo spp, nototodarus spp, sepioteuthis spp), fresh or chilled	67.030	481.236	312.296	2.150.800
03074229	Cuttle fish and squid other than sepia officinalis, rossia macrosoma, sepiola spp, ommastrephes spp, loligo spp, nototodarus spp, sepioteuthis spp, fresh or chilled	32.700	166.400	33.611	193.659
03074310	Cuttle fish (sepia officinalis, rossia macrosoma, sepiola spp) and squid (omastrephes spp, loligo spp, nototodarus spp, sepioteuthis spp), frozen	8.865.633	52.504.855	42.342.936	245.310.542
03074390	Cuttle fish and squid other than sepia officinalis, rossia macrosoma, sepiola spp, ommastrephes spp, loligo spp, nototodarus spp, sepioteuthis spp, frozen	675.275	5.680.989	3.672.855	27.936.430
03074921	Cuttle fish (sepia officinalis, rossia macrosoma, sepiola spp) and squid (omastrephes spp, loligo spp, nototodarus spp, sepioteuthis spp), dried, salted or in brine	1.942	25.808	6.719	198.575
03074929	Cuttle fish and squid other than sepia officinalis, rossia macrosoma, sepiola spp, ommastrephes spp, loligo spp, nototodarus spp, sepioteuthis spp, dried, salted or in brine	-	769	-	13.298
03075110	Octopus (octopus spp), live	12.468	17.238	60.365	79.920
03075200	Octopus (octopus spp), frozen	1.631.275	12.268.773	8.954.353	66.250.259
03075920	Octopus (octopus spp), dried, salted or in brine	7.818	28.340	30.452	83.824
03075930	Octopus (octopus spp), smoked	-	85.440	-	1.072.509
03076010	Snails, other than sea snails, live	4.011	40.359	76.185	642.503
03076020	Snails, other than sea snails, fresh, chilled or frozen	88.408	587.274	137.601	1.345.344
03077110	Clams, cockles and ark shells (families arcidae, arcticidae, cardiidae, donacidae, hiatellidae, mactridae, mesodesmatidae, myidae, semelidae, solecurtidae, solenidae, tridacnidae and veneridae), live	119.713	799.547	250.343	1.630.309
03077120	Clams, cockles and ark shells (families arcidae, arcticidae, cardiidae, donacidae, hiatellidae, mactridae, mesodesmatidae, myidae, semelidae, solecurtidae, solenidae, tridacnidae and veneridae), fresh/chilled	72.760	570.034	46.371	375.666
03077200	Clams, cockles and ark shells (families arcidae, arcticidae, cardiidae, donacidae, hiatellidae, mactridae, mesodesmatidae, myidae, semelidae, solecurtidae, solenidae, tridacnidae & veneridae), frozen	127.859	917.008	126.570	1.019.080
03077930	Clams, cockle, arkshells (arcidae, arcticidae, cardiidae, donacidae, hiatellidae, mactridae, mesodesmatidae, myidae, semelidae, solecurtidae, solenidae, tridacnidae and veneridae), dried, salted or in brine	38	473	8.500	36.607
03078110	Abalone (haliotis spp), live	7	111	402	2.068
03078210	Stromboid conchs (strombus spp), live	150	150	150	150
03078300	Abalone (haliotis spp), frozen	5.400	8.870	106.700	171.629
03078400	Stromboid conchs (strombus spp), frozen	7.190	148.370	17.923	263.253
03079110	Molluscs, whether in shell or not, not elsewhere classified in subheadings 030711 to 030788, live	90.547	565.198	185.670	1.313.360

Tabel 3 : Ekspor Indonesia menurut Komoditi ( Kode HS 8 digit )

Juli 2023

Kode H S	Uraian golongan barang	Berat bersih (Kg)		Nilai F.O.B. ( U S \$ )	
		Bulan ini	Kumulatif	Bulan ini	Kumulatif
(1)	(2)	(3)	(4)	(5)	(6)
03079120	Molluscs, whether in shell or not, not elsewhere classified in subheadings 030711 to 030788, fresh or chilled	194	194	388	388
03079200	Molluscs, whether in shell or not, not elsewhere classified in subheadings 030711 to 030788, frozen	41.393	343.253	95.875	882.951
03079930	Molluscs, whether in shell or not, not elsewhere classified in subheadings 030711 to 030788, dried, salted or in brine	-	6.044	-	369
03081110	Sea cucumbers (stichopus japonicus, holothuroidea), live	54	94	215	365
03081200	Sea cucumbers (stichopus japonicus, holothuroidea), frozen	-	68.932	-	437.965
03081920	Sea cucumbers (stichopus japonicus, holothuroidea), dried, salted or in brine	177.278	498.432	1.859.780	5.862.341
03082110	Sea urchins (strongylocentrotus spp, paracentrotus lividus, loxechinus albus, echinus esculentus), live	630	4.446	7.145	57.600
03083010	Jellyfish (rhopilema spp), live	-	4	-	2.738
03083040	Jellyfish (rhopilema spp), dried, salted or in brine	83.775	1.717.926	191.806	2.918.381
03089010	Aquatic invertebrates other than crustaceans and molluscs, not elsewhere classified in subheadings 030811 to 030830, live	8.416	82.144	57.870	635.912
03089030	Aquatic invertebrates other than crustaceans and molluscs, not elsewhere classified in subheadings 030811 to 030830, frozen	140	392	258	1.301
03089040	Aquatic invertebrates other than crustaceans and molluscs, not elsewhere classified in subheadings 030811 to 030830, dried, salted or in brine	56	17.164	586	167.392
03091000	Flours, meals and pellets of fish, fit for human consumption	-	100	-	1.000
03099019	Flours, meals and pellets of crustaceans, fit for human consumption, other than fresh, chilled or frozen	-	2.000	-	13.000
03099090	Flours, meals and pellets of other aquatic invertebrates, fit for human consumption	152	290	3.473	13.999
04011010	Milk and cream, not concentrated nor containing added sugar or other sweetening matter, of a fat content, by weight, not exceeding 1 %, in liquid form	36.697	257.156	25.367	174.615
04011090	Milk and cream, not concentrated nor containing added sugar or other sweetening matter, of a fat content, by weight, not exceeding 1 %, other than in liquid form	1.917	13.006	8.445	83.407
04012010	Milk and cream, not concentrated nor containing added sugar or other sweetening matter, of a fat content, by weight, exceeding 1 % but not exceeding 6%, in liquid form	548.199	3.297.420	484.052	2.800.050
04014010	Milk in liquid form, not concentrated nor containing added sugar or other sweetening matter, of a fat content, by weight, exceeding 6 % but not exceeding 10%	3.466	173.909	8.502	267.246
04014020	Milk in frozen form, not concentrated nor containing added sugar or other sweetening matter, of a fat content, by weight, exceeding 6 % but not exceeding 10%	125.701	356.679	156.002	444.674
04014090	Milk, not concentrated nor containing added sugar or other sweetening matter, of a fat content, by weight, exceeding 6 % but not exceeding 10%,	42.753	259.984	325.640	1.856.093
04015010	Milk and cream, not concentrated nor containing added sugar or other sweetening matter, of a fat content, by weight, exceeding 10 %, in liquid form	9.851	58.998	22.775	138.156
04015090	Milk and cream, not concentrated nor containing added sugar or other sweetening matter, of a fat content, by weight, exceeding 10 %, other than in liquid form	8	365	25	503
04021041	Milk & cream, in powder, granules/other solid forms, of a fat content, by weight, not exceeding 15 %, not containing added sugar/other sweetening matter, in containers of a net weight of 20 kg or more	-	2.202	-	8.451
04021042	Milk & cream, in powder, granules/other solid forms, of a fat content, by weight, not exceeding 15 %, not containing added sugar/other sweetening matter, in containers of a net weight of 2 kg or less	5.510	81.698	9.762	174.936
04021049	Milk & cream, in powder, granules/other solid forms, of a fat content, by weight, not exceeding 15 %, not containing added sugar/other sweetening matter, in containers of a 2 kg < net weight < 20 kg	67.875	328.273	464.751	2.068.157

Tabel 3 : Ekspor Indonesia menurut Komoditi ( Kode HS 8 digit )

Juli 2023

Kode H S	Uraian golongan barang	Berat bersih (Kg)		Nilai F.O.B. ( U S \$ )	
		Bulan ini	Kumulatif	Bulan ini	Kumulatif
(1)	(2)	(3)	(4)	(5)	(6)
04021092	Milk & cream, in powder, granules/other solid forms, of a fat content, by weight, not exceeding 15 %, containing added sugar or other sweetening matter, in containers of a net weight of 2 kg or less	7.968	27.591	16.515	60.811
04021099	Milk & cream, in powder, granules/other solid forms, of a fat content, by weight, exceeding 15 %, not containing added sugar or other sweetening matter, in containers of a 2 kg < net weight < 20 kg	7.387	15.377	20.477	58.830
04022190	Milk & cream, in powder, granules/other solid forms, of a fat content, by weight, exceeding 15 %, not containing added sugar or other sweetening matter, in containers of a 2 kg < net weight < 20 kg	21.915	162.499	167.075	1.203.873
04022920	Milk and cream, in powder, granules or other solid forms, of a fat content, by weight, exceeding 15 %, containing added sugar or other sweetening matter, in containers of a net weight of 20 kg or more	-	1.685	-	11.214
04022930	Milk and cream, in powder, granules or other solid forms, of a fat content, by weight, exceeding 15 %, containing added sugar or other sweetening matter, in containers of a net weight of 2 kg or less	824	1.656	513	1.150
04022990	Milk and cream, in powder, granules or other solid forms, of a fat content, by weight, exceeding 15 %, containing added sugar or other sweetening matter, in containers of a 2 kg < net weight < 20 kg	2.066	4.212	16.767	34.321
04029100	Milk and cream, concentrated or containing added sugar or other sweetening matter, other than in subheading 040210 to 040221 , not containing added sugar or other sweetening matter	1.375	5.401	1.000	6.794
04029900	Milk and cream, concentrated or containing added sugar or other sweetening matter, other than in subheading 040210 to 040221, containing added sugar or other sweetening matter	96.716	1.685.196	137.810	2.448.781
04032011	Yogurt, in liquid form, whether or not condensed, flavoured or containing added fruits (including pulp and jams), nuts or cocoa	84.717	1.150.727	167.069	1.801.817
04032019	Yogurt, in liquid form, whether or not condensed, not flavoured or containing added fruits (including pulp and jams), nuts or cocoa	7.710	108.371	12.092	84.514
04032091	Yogurt, not in liquid form, whether or not condensed, flavoured or containing added fruits (including pulp and jams), nuts or cocoa	2.551	4.132	3.499	6.513
04032099	Yogurt, not in liquid form, whether or not condensed, not flavoured or containing added fruits (including pulp and jams), nuts or cocoa	319.183	1.291.771	365.347	1.577.546
04039090	Curdled milk and cream, kephir and other fermented or acidified milk and cream, whether or not concentrated/containing added sugar/oth sweetening matter/flavoured/containing added fruit, nuts or cocoa	1.232.821	7.812.192	1.422.710	9.430.755
04041011	Whey, fit for human consumption, whether or not concentrated or containing added sugar or other sweetening matter, in powder form	150	525	372	1.302
04041019	Modified whey, whether or not concentrated or containing added sugar or other sweetening matter, in powder form	72	50.741	211	14.057
04041099	Modified whey, whether or not concentrated or containing added sugar or other sweetening matter, not in powder form	-	2.102	-	14.601
04049000	Products consisting of natural milk constituents, whether or not containing added sugar or other sweetening matter, not elsewhere specified or included	300	2.151	299	2.178
04051000	Butter	335	8.492	255	22.172
04059020	Butteroil	1	1	1	1
04059090	Fats and oils derived from milk, other than anhydrous butterfat, butteroil, dan ghee	1.376	4.251	1.022	4.443
04061010	Fresh (unripened or uncured) cheese, including whey cheese	1.256	7.990	5.985	36.754
04061020	Curd	-	34	-	233

Tabel 3 : Ekspor Indonesia menurut Komoditi ( Kode HS 8 digit )

Juli 2023

Kode H S	Uraian golongan barang	Berat bersih (Kg)		Nilai F.O.B. ( U S \$ )	
		Bulan ini	Kumulatif	Bulan ini	Kumulatif
		(1)	(2)	(3)	(4)
04062010	Grated or powdered cheese, of all kinds, in packages of a gross weight exceeding 20 kg	1.223	6.495	3.809	20.989
04062090	Grated or powdered cheese, of all kinds, other than in packages of a gross weight exceeding 20 kg	1.540	2.928	10.067	14.482
04063000	Processed cheese, not grated or powdered	128.775	1.150.572	483.024	4.520.434
04069000	Other cheese, not elsewhere classified in subheadings 040610 to 040640	34.834	221.584	185.018	963.823
04071110	Fertilised eggs for incubation of fowls of the species gallus domesticus, for breeding	3.791	24.733	63.632	409.212
04071190	Fertilised eggs for incubation of fowls of the species gallus domesticus, not for breeding	22.880	655.859	21.380	789.240
04072100	Fresh eggs of fowls of the species gallus domesticus	69.758	176.350	151.706	392.276
04079010	Eggs of fowls of the species gallus domesticus, in shell, fresh, preserved or cooked	2	3	18	31
04081900	Egg yolks, fresh, cooked by steaming or by boiling in water, moulded, frozen or otherwise preserved, whether or not containing added sugar or other sweetening matter	-	2	-	6
04090000	Natural honey	37.257	203.457	95.176	531.170
04101000	Insects, edible	1	6	3	13
04109010	Birds' nests	90.341	797.022	44.850.328	354.398.975
04109090	Edible products of animal origin, not elsewhere specified or included, other than birds' nests and turtles' eggs	-	1.000	-	7.000
05010000	Human hair, unworked, whether or not washed or scoured, waste of human hair	2.411	16.817	120.709	502.433
05051010	Duck feathers of a kind used for stuffing, down	168.586	1.360.199	408.609	3.174.032
05051090	Feathers of a kind used for stuffing, down, other than duck feathers	13.271	85.286	55.083	393.154
05059010	Duck feathers, other than of a kind used for stuffing, down	-	100.000	-	69.000
05059090	Skins and other parts of birds, powder and waste feathers and parts of feathers or parts of feathers, feathers and parts of feathers not elsewhere classified in 0505	-	188	-	3.199
05061000	Ossein and bones treated with acid	145	910	6.300	40.901
05069000	Bones and horn-cores, unworked, defatted, simply prepared (but not cut to shape), treated with acid or degelatinised, powder and waste of these products, other than ossein and bones treated with acid	607	389.210	13.183	309.555
05080020	Shells of molluscs, crustaceans or echinoderms	1.611.696	7.021.561	812.401	3.846.389
05080090	Coral and similar materials, unworked or simply prepared but not otherwise worked	66.013	557.670	815.039	8.463.754
05100000	Ambergris, castoreum, civet & musk, cantharides, bile, w.o.n dried, glands & oth animal products used in the preparation of pharmaceutical products, fresh, chilled, frozen/otherwise provisionally preserved	31	141	2.600	8.100
05119110	Roes and milt of fish or crustaceans, molluscs or other aquatic invertebrates	400.000	2.600.380	452.780	2.735.785
05119130	Fish skin	223.626	1.188.030	331.527	1.994.756
05119190	Products of fish or crustaceans, molluscs or other aquatic invertebrates, dead animals of chapter 3, other than roes and milt, artemia egg, fish skin	62.360	559.825	220.814	2.074.725
05119990	Animal products not elsewhere specified or included, dead animals of chapter 1 or 3, unfit for human consumption, other than hs code 05111000 to 05119930	-	3.595	-	234.436
06011000	Bulbs, tubers, tuberous roots, corms, crowns and rhizomes, dormant	-	4	-	11
06021090	Unrooted cuttings and slips of other live plants (including their roots),	1	956	32	41.323
06022000	Trees, shrubs and bushes, grafted or not, of kinds which bear edible fruit	33.702	107.867	22.147	200.692
06023000	Rhododendrons and azaleas, grafted or not	-	20	-	2.032
06029010	Rooted orchid cuttings and slips	-	1.152	-	12.955

Tabel 3 : Ekspor Indonesia menurut Komoditi ( Kode HS 8 digit )

Juli 2023

Kode H S	Uraian golongan barang	Berat bersih (Kg)		Nilai F.O.B. ( U S \$ )	
		Bulan ini	Kumulatif	Bulan ini	Kumulatif
(1)	(2)	(3)	(4)	(5)	(6)
06029040	Budded stumps of the genus hevea	39	1.407	8.525	222.889
06029050	Seedlings of the genus hevea	-	259	-	37.262
06029090	Other live plants (including their roots), root cuttings and slips, mushroom spawn	321.108	1.765.256	794.399	7.147.018
06031100	Cut flowers and flower buds of a kind suitable for bouquets or for ornamental purposes of roses, fresh	-	13.302	-	71.806
06031200	Cut flowers and flower buds of a kind suitable for bouquets or for ornamental purposes of carnations, fresh	234	434	499	1.407
06031400	Cut flowers and flower buds of a kind suitable for bouquets or for ornamental purposes of chrysanthemums, fresh	40.414	221.627	190.253	1.108.595
06031900	Cut flowers and flower buds of a kind suitable for bouquets or for ornamental purposes, other than roses, carnations, orchids, chrysanthemums, lilies (lilium spp), fresh	33.183	369.008	94.077	807.252
06042010	Mosses and lichens, fresh	6.007	57.493	41.234	381.327
06042090	Foliage, branches and other parts of plants, without flowers or flower buds, and grasses, being goods of a kind suitable for bouquets or for ornamental purposes, fresh	135.113	1.384.544	164.400	1.023.762
06049010	Mosses and lichens, dried, dyed, bleached, impregnated or otherwise prepared	12.491	93.573	68.336	591.239
06049090	Foliage, branches & oth parts of plants,without flowers/flower buds,and grasses,being goods of a kind suitable for bouquets/for ornamental purposes,dried, dyed,bleached,impregnated/otherwise prepared	16.215	39.284	14.393	34.160
07019010	Chipping potatoes, fresh or chilled	-	15.300	-	13.148
07019090	Potatoes, other than seed and chipping potatoes, fresh or chilled	37.383	538.930	18.755	380.146
07020000	Tomatoes, fresh or chilled	67.637	371.892	35.858	236.889
07031019	Onions, other than bulbs for propagation, fresh or chilled	13.370	15.279	12.231	14.480
07031021	Shallots, bulbs for propagation, fresh or chilled	-	158	-	383
07031029	Shallots, other than bulbs for propagation, fresh or chilled	527.079	565.132	895.522	982.625
07032090	Garlic, other than bulbs for propagation, fresh or chilled	-	2	-	5
07039090	Leeks and other alliaceous vegetables, other than bulbs for propagation, fresh or chilled	40	1.505	13	517
07041010	Cauliflowers, fresh or chilled	6.286	56.306	1.481	11.844
07041020	Headed broccoli, fresh or chilled	-	300	-	97
07041090	Other broccoli, fresh or chilled	-	350	-	315
07042000	Brussels sprouts, fresh or chilled	-	4.340	-	5.687
07049010	Round (drumhead) cabbages, fresh or chilled	2.697.655	7.207.604	758.464	1.955.769
07049020	Chinese mustard, fresh or chilled	-	135.000	-	26.253
07049090	Kohlrabi, kale and similar edible brassicas, fresh or chilled	1.974.693	6.970.890	534.098	1.877.260
07051100	Cabbage lettuce (head lettuce), fresh or chilled	155.584	339.450	116.323	315.337
07051900	Lettuce (lactuca sativa), other than cabbage lettuce, fresh or chilled	71.265	503.326	103.657	707.156
07061010	Carrots, fresh or chilled	1.715	20.041	1.253	12.711
07061020	Turnips, fresh or chilled	3.188	43.468	1.595	24.237
07069000	Salad beetroot, salsify, celeriac, radishes and similar edible roots, fresh or chilled	2.632	27.059	4.785	35.593
07070000	Cucumbers and gherkins, fresh or chilled	4.118	68.940	2.888	21.050
07081000	Peas (pisum sativum), shelled or unshelled, fresh or chilled	8	8	62	62
07082010	French beans, shelled or unshelled, fresh or chilled	104.062	692.761	195.496	1.186.691
07082020	Long beans, shelled or unshelled, fresh or chilled	21	16.682	17	5.490
07082090	Beans (vigna spp, phaseolus spp) other than french beans and long beans, shelled or unshelled, fresh or chilled	13.878	91.289	31.440	196.210
07089000	Leguminous vegetables other than peas and beans, shelled or unshelled, fresh or chilled	85.905	573.590	108.597	788.401
07092000	Asparagus, fresh or chilled	-	39	-	318
07093000	Aubergines (egg-plants), fresh or chilled	68.117	422.136	121.799	736.357
07094000	Celery other than celeriac, fresh or chilled	-	1.397	-	4.064
07095100	Mushrooms of the genus agaricus, fresh or chilled	2.312	21.157	12.933	128.242
07095920	Truffles, other than tuber spp, fresh or chilled	30	30	6	6
07095990	Mushrooms and truffles, other than HS code 07095100 to 07095920, fresh or chilled	1.437	29.894	521	27.443



**Tabel 3 : Ekspor Indonesia menurut Komoditi ( Kode HS 8 digit )**

**Juli 2023**

Kode H S	Uraian golongan barang	Berat bersih (Kg)		Nilai F.O.B. ( U S \$ )	
		Bulan ini	Kumulatif	Bulan ini	Kumulatif
		(1)	(2)	(3)	(4)
07096010	Chillies (fruits of genus capsicum), fresh or chilled	22.815	206.907	60.787	301.056
07096090	Fruits of the genus capsicum or of the genus pimenta, fresh or chilled, other than chillies (fruits of genus capsicum)	490	1.488	120	562
07097000	Spinach, new zealand spinach and orache spinach (garden spinach), fresh or chilled	1	1.117	2	1.690
07099200	Olives, fresh or chilled	-	320	-	208
07099300	Pumpkins, squash and gourds (cucurbita spp), fresh or chilled	38.320	398.595	26.492	193.421
07099910	Sweet corn, fresh or chilled	5.135	30.482	1.962	16.635
07099920	Lady's finger (okra), fresh or chilled	982	72.208	185	4.466
07099990	Vegetables, other than HS code 07092000 to 07099920, fresh or chilled	130.660	1.161.682	153.224	1.344.481
07101000	Potatoes, uncooked or cooked by steaming or boiling in water, frozen	-	55.382	-	42.928
07102100	Peas (pisum sativum), shelled or unshelled, uncooked or cooked by steaming or boiling in water, frozen	-	5.250	-	5.927
07102200	Beans (vigna spp, phaseolus spp), shelled or unshelled, uncooked or cooked by steaming or boiling in water, frozen	4.008	36.754	7.426	69.440
07102900	Leguminous vegetables other than peas and bean, shelled or unshelled, uncooked or cooked by steaming or boiling in water, frozen	353.883	2.308.825	756.028	4.917.919
07104000	Sweet corn, uncooked or cooked by steaming or boiling in water, frozen	319.439	1.319.367	405.669	1.604.272
07108000	Vegetables, other than in subheading 071021 to 071040, uncooked or cooked by steaming or boiling in water, frozen	737.963	4.910.456	1.357.108	8.999.970
07109000	Mixtures of vegetables, uncooked or cooked by steaming or boiling in water, frozen	18.110	206.498	30.044	331.545
07114090	Cucumbers and gherkins, provisionally preserved other than by sulphur dioxide gas, but unsuitable in that state for immediate consumption	90	7.831	30	2.527
07115190	Mushrooms of the genus agaricus, provisionally preserved, but unsuitable in that state for immediate consumption, preserved other than by sulphur dioxide gas	150	1.023	347	3.075
07119010	Sweet corn, provisionally preserved, but unsuitable in that state for immediate consumption	-	1.740	-	942
07119020	Chillies (fruits of genus capsicum), provisionally preserved, but unsuitable	1.778	9.763	9.076	55.931
07119050	Onions, preserved other than by sulphur dioxide gas	5.618	25.498	24.611	89.719
07119090	Vegetables, other than HS code 07112011 to 07119050, mixtures of vegetables, preserved other than by sulphur dioxide gas	23.500	627.409	4.186	154.088
07122000	Onions, dried , whole, cut, sliced, broken or in powder, but not further prepared	381	891	1.248	2.776
07123100	Mushrooms of the genus agaricus, dried , whole, cut, sliced, broken or in powder, but not further prepared	2.738	42.151	4.733	201.796
07123200	Wood ears (auricularia spp), dried , whole, cut, sliced, broken or in powder, but not further prepared	-	9.147	-	5.848
07123300	Jelly fungi (tremella spp), dried , whole, cut, sliced, broken or in powder, but not further prepared	-	6	-	6
07123400	Shiitake (lentinus edodes), dried , whole, cut, sliced, broken or in powder, but not further prepared	300	300	4.578	4.578
07123910	Truffles, dried , whole, cut, sliced, broken or in powder, but not further prepared	2	2	189	189
07123990	Mushrooms other than of the genus agaricus, dried , whole, cut, sliced, broken or in powder, but not further prepared	25.984	68.786	32.393	213.339
07129010	Garlic, dried , whole, cut, sliced, broken or in powder, but not further prepared	56.044	66.724	22.758	29.782
07129020	Sweet corn, dried , whole, cut, sliced, broken or in powder, but not further prepared	2	2	59	59
07129090	Vegetables, other than HS code 07122000 to 07129020, mixtures of vegetables, dried , whole, cut, sliced, broken or in powder, but not further prepared	105.114	816.823	522.083	3.367.505

Tabel 3 : Ekspor Indonesia menurut Komoditi ( Kode HS 8 digit )

Juli 2023

Kode H S	Uraian golongan barang	Berat bersih (Kg)		Nilai F.O.B. ( U S \$ )	
		Bulan ini	Kumulatif	Bulan ini	Kumulatif
(1)	(2)	(3)	(4)	(5)	(6)
07131090	Peas (pisum sativum), dried, shelled, whether or not skinned or split, not suitable for sowing	915	1.655	228	380
07132090	Chickpeas (garbanzos), dried, shelled, whether or not skinned or split, not suitable for sowing	-	25.976	-	8.148
07133190	Beans of the species vigna mungo (l) hepper or vigna radiata (l) wilczek, dried, shelled, whether or not skinned or split, not suitable for sowing	1.384.375	2.024.070	1.611.538	2.370.137
07133290	Small red (adzuki) beans (phaseolus or vigna angularis), dried, shelled, whether or not skinned or split, not suitable for sowing	25.500	44.907	5.100	11.460
07133390	Kidney beans, including white pea beans (phaseolus vulgaris), dried, shelled, whether or not skinned or split, not suitable for sowing	1.949	41.989	1.457	45.967
07133990	Beans (vigna spp, phaseolus spp), other than HS code 07133110 to 07133590, shelled, whether or not skinned or split, not suitable for sowing	-	121	-	135
07139010	Dried leguminous vegetables other than in subheading 071310 to 071360, shelled, whether or not skinned or split, suitable for sowing	-	15	-	4
07139090	Dried leguminous vegetables other than in subheading 071310 to 071360, shelled, whether or not skinned or split, not suitable for sowing	30	1.225	10	264
07141011	Dried chips of manioc (cassava)	151.714	1.162.564	336.503	2.581.505
07141019	Manioc (cassava), sliced or in the form of pellets, other than dried chips	69.746	229.918	47.187	310.114
07141091	Manioc (cassava), other than sliced or in the form of pellets, frozen	88.001	314.277	70.403	262.737
07141099	Manioc (cassava), other than sliced or in the form of pellets, fresh, chilled, or dried	51.897	191.535	26.148	134.473
07142010	Sweet potatoes, whether or not sliced or in the form of pellets, frozen	386.971	1.320.137	597.176	1.946.215
07142090	Sweet potatoes, whether or not sliced or in the form of pellets, fresh, chilled, or dried	994.449	7.791.888	584.452	5.952.610
07143010	Yams (dioscorea spp), whether or not sliced or in the form of pellets, frozen	-	22.000	-	44.440
07144010	Taro (colocasia spp), whether or not sliced or in the form of pellets, frozen	30.640	57.625	60.385	119.413
07144090	Taro (colocasia spp), whether or not sliced or in the form of pellets, fresh, chilled, or dried	120.187	1.118.589	24.838	358.888
07149019	Sago pith, fresh, chilled, or dried	686.500	1.458.000	426.481	1.004.451
07149099	Arrowroot, salep, jerusalem artichokes, and similar roots and tubers with high starch or inulin content, whether or not sliced or in the form of pellets, fresh, chilled, or dried	23.960	185.089	44.155	265.903
08011100	Coconuts, desiccated, fresh or dried, whether or not shelled or peeled	9.789.171	61.272.646	11.566.770	67.570.565
08011200	Coconuts, in the inner shell (endocarp), fresh or dried, whether or not peeled	34.866.703	192.338.563	6.485.422	36.925.523
08011910	Young coconut, fresh or dried, whether or not peeled	205	220.317	1.149	48.958
08011990	Coconuts, other than desiccated, in the inner shell (endocarp), and young coconut, fresh or dried, whether or not shelled or peeled	21.590.345	206.366.609	4.186.392	40.945.585
08012100	Brazil nuts, in shell, fresh or dried, whether or not peeled	41.039	724.167	7.287	139.540
08013100	Cashew nuts, in shell, fresh or dried, whether or not peeled	18.121	2.203.405	27.194	2.285.823
08013200	Cashew nuts, shelled, fresh or dried, whether or not peeled	174.070	1.562.879	1.147.269	10.753.838
08021100	Almonds, in shell, fresh or dried, whether or not peeled	665	4.380	211	1.391
08021210	Almonds, shelled, blanched, fresh or dried, whether or not peeled	59.537	341.247	341.020	1.856.750
08021290	Almonds, shelled, unblanched, fresh or dried, whether or not peeled	18.000	44.815	17.350	95.615
08022100	Hazelnuts or filberts (corylus spp), in shell, fresh or dried, whether or not peeled	-	1.200	-	2.789

Tabel 3 : Ekspor Indonesia menurut Komoditi ( Kode HS 8 digit )

Juli 2023

Kode H S	Uraian golongan barang	Berat bersih (Kg)		Nilai F.O.B. ( U S \$ )	
		Bulan ini	Kumulatif	Bulan ini	Kumulatif
		(1)	(2)	(3)	(4)
08022200	Hazelnuts or filberts (corylus spp), shelled, fresh or dried, whether or not peeled	-	21.192	-	84.348
08023200	Walnuts, shelled, fresh or dried, whether or not peeled	847	4.087	231	8.718
08026200	Macadamia nuts, shelled, fresh or dried, whether or not peeled	-	109	-	3.052
08027000	Kola nuts (cola spp), fresh or dried, whether or not shelled or peeled	401	1.187	2.232	5.454
08028000	Areca nuts, fresh or dried, whether or not shelled or peeled	12.871.573	98.875.767	8.966.907	80.500.286
08029100	Pine nuts, in shell, fresh or dried, whether or not peeled	-	108.000	-	108.000
08029200	Pine nuts, shelled, fresh or dried, whether or not peeled	10.000	76.350	9.900	86.880
08029900	Nuts, not elsewhere classified in heading 0801 and 0802, fresh or dried, whether or not shelled or peeled	267.146	1.525.865	293.281	1.876.589
08031010	Plantains, fresh	1.522.261	8.340.145	430.613	2.486.661
08031020	Plantains, dried	90	20.495	496	40.095
08039010	Lady's finger banana, fresh or dried	16.056	56.455	17.907	77.916
08039020	Cavendish banana (musa acuminata), fresh or dried	445.526	4.375.245	288.015	2.708.740
08039030	Chestnut banana (hybrid of musa acuminata and musa balbisiana, cultivar berangan), fresh or dried	0	0	2	2
08039090	Bananas, not elsewhere classified in subheading 0803, fresh or dried,	113.576	631.796	6.866	57.313
08041000	Dates, fresh or dried	54.355	224.290	72.461	387.894
08043000	Pineapples, fresh or dried	689.213	4.333.245	440.413	2.793.912
08044000	Avocados, fresh or dried	30.060	229.924	11.661	95.662
08045010	Guavas, fresh or dried	479	3.852	417	7.578
08045021	Mangoe, fresh	33.355	85.745	114.619	185.544
08045022	Mangoes, dried	153	940	4.900	53.989
08045030	Mangosteens, fresh or dried	4.726.649	22.083.831	12.307.035	62.051.281
08051010	Oranges, fresh	18.456	138.104	9.578	61.642
08052100	Mandarins (including tangerines and satsumas), fresh or dried	100	74.880	251	56.367
08052900	Citrus fruit, wilkings and similar citrus hybrids, fresh or dried	402	12.123	70	4.228
08055010	Lemons (citrus limon, citrus limonum, fresh or dried	265	5.635	103	9.756
08055020	Limes (citrus aurantifolia, citrus latifolia), fresh or dried	3.833	109.580	18.226	198.153
08059000	Citrus fruit, fresh or dried, , not elsewhere classified in heading 0805	4.065	32.745	21.745	139.671
08061000	Grapes, fresh	40	100	79	306
08062000	Grapes, dried	-	645	-	648
08071100	Watermelons, fresh	16.121	858.424	5.157	328.040
08071900	Melons, other than watermelon, fresh	3.172	57.068	2.058	36.798
08072000	Papaws (papayas), fresh	25.005	29.841	5.390	8.478
08081000	Apples, fresh	-	187	-	955
08092900	Cherries other than sour cherries (prunus cerasus), fresh	-	300	-	588
08094010	Plums, fresh	16	72	38	183
08101000	Strawberries, fresh	297	3.498	1.113	2.190
08102000	Raspberries, blackberries, mulberries and loganberries, fresh	1.646	12.587	29.480	226.219
08103000	Black, white or red currants and gooseberries, fresh	16	196	5	66
08106000	Durians, fresh	120.281	392.371	248.899	790.783
08107000	Persimmons, fresh	11	231	51	126
08109010	Longans, mata kucing, fresh	100	583	65	1.398
08109020	Lychees, fresh	20	2.540	49	5.151
08109030	Rambutan, fresh	7.295	229.689	3.040	424.333
08109040	Langsat (lanzones), fresh	11.130	25.327	4.614	10.746
08109050	Jackfruit (including cempedak and nangka), fresh	37.797	103.443	12.436	56.420
08109060	Tamarinds, fresh	280	5.387	800	9.608
08109070	Starfruit, fresh	142	1.035	451	3.556
08109091	Salacca (snake fruit), fresh	264.604	2.481.074	193.275	2.412.203
08109092	Dragon fruit, fresh	12.093	174.176	27.590	244.242
08109093	Sapodilla (ciku fruit), fresh	301	1.831	735	4.352

Tabel 3 : Ekspor Indonesia menurut Komoditi ( Kode HS 8 digit )

Juli 2023

Kode H S	Uraian golongan barang	Berat bersih (Kg)		Nilai F.O.B. ( U S \$ )	
		Bulan ini	Kumulatif	Bulan ini	Kumulatif
		(1)	(2)	(3)	(4)
08109094	Pomegranate (punica spp), annona spp, syzygium spp, eugenia spp, marian plum(bouea spp), passiflora spp, cottonfruit (sandoricum spp), jujube (ziziphus spp) and tampoi or rambai (baccaurea spp), fresh	3.572	27.974	3.295	57.825
08109099	Other fruit, fresh, not elsewhere classified in heading 0803-0810	5.167	19.979	1.092	10.663
08111000	Strawberries, uncooked or cooked by steaming or boiling in water, frozen, whether or not containing added sugar or other sweetening matter	8	103.858	9	150.762
08119000	Fruit and nuts, uncooked or cooked by steaming or boiling in water, frozen, whether or not containing added sugar or other sweetening matter, n.ec. in heading 0811	1.008.214	5.364.030	3.479.142	14.214.952
08129090	Fruit and nuts, other than cherries, strawberries, provisionally preserved, but unsuitable in that state for immediate consumption	-	1.050	-	2.103
08133000	Apples, dried	-	250	-	98
08134010	Longans, dried	22	277	66	717
08134020	Tamarinds, dried	317.978	721.740	117.889	565.213
08134090	Fruit dried, other than that of headings 0801 to 0806, other than apricots, prunes, apples, longans, tamarinds	150.308	1.058.272	123.155	786.308
08135030	Mixtures of which dates predominate by weight	2	9.656	4	23.272
08135090	Mixtures of nuts or dried fruits of this chapter, n.e.c in subheading 081350 predominate by weight	154	17.055	2.027	35.828
09011120	Arabica, not roasted, not decaffeinated	5.031.545	32.456.929	36.040.474	226.365.381
09011130	Robusta, not roasted, not decaffeinated	20.812.626	125.079.798	54.191.285	281.636.710
09011190	Coffee other than arabica and robusta, not roasted, not decaffeinated	266.036	2.992.682	895.707	7.549.361
09011220	Arabica or robusta, not roasted, decaffeinated	3.351	36.206	28.800	315.399
09011290	Coffee other than arabica or robusta, not roasted, decaffeinated	-	808	-	11.692
09012111	Arabica, roasted, unground, not decaffeinated	11.197	69.765	59.695	283.505
09012112	Robusta, roasted, unground, not decaffeinated	26.928	136.839	103.711	429.668
09012119	Coffee other than arabica and robusta , roasted, unground, not decaffeinated	519	2.296	5.231	51.060
09012120	Coffee, roasted, not decaffeinated, ground	95.499	1.480.589	306.579	5.027.250
09012210	Coffee, roasted, decaffeinated, unground	500	1.780	2.750	10.382
09012220	Coffee, roasted, decaffeinated, ground	4.000	21.808	27.258	96.152
09019010	Coffee husks and skins	6	1.833	168	9.707
09019020	Coffee substitutes containing coffee	-	153.913	-	438.291
09021010	Leaves Green tea (not fermented) in immediate packings of a content not exceeding 3 kg, whether or not flavoured	2.139	6.134	9.204	50.467
09021090	Green tea (not fermented), other than leaves in immediate packings of a content not exceeding 3 kg, whether or not flavoured	11.417	178.857	24.632	701.214
09022010	Leaves green tea (not fermented), other than in immediate packings of a content not exceeding 3 kg, whether or not flavoured	63.949	744.588	142.541	1.424.181
09022090	Green tea (not fermented), other than leaves in immediate packings of a content not exceeding 3 kg, whether or not flavoured	98.018	590.421	176.806	1.035.030
09023010	Leaves black tea (fermented) and partly fermented tea, in immediate packings of a content not exceeding 3 kg, whether or not flavoured	255	4.055	1.367	29.542
09023090	Black tea (fermented) and partly fermented tea, other than leaves, in immediate packings of a content not exceeding 3 kg, whether or not flavoured	6.621	1.591.630	98.738	9.568.124
09024010	Leaves black tea (fermented) and partly fermented tea, other than in immediate packings of a content not exceeding 3 kg, whether or not flavoured	146.647	831.735	311.181	1.968.495
09024090	Black tea (fermented) and partly fermented tea, other than leaves, other than in immediate packings of a content not exceeding 3 kg, whether or not flavoured	2.206.306	16.452.912	3.211.320	24.003.518

Tabel 3 : Ekspor Indonesia menurut Komoditi ( Kode HS 8 digit )

Juli 2023

Kode H S	Uraian golongan barang	Berat bersih (Kg)		Nilai F.O.B. ( U S \$ )	
		Bulan ini	Kumulatif	Bulan ini	Kumulatif
(1)	(2)	(3)	(4)	(5)	(6)
09030000	Maté	-	7.999	-	66.720
09041110	White pepper, neither crushed nor ground	1.151.739	7.517.442	6.757.238	40.655.108
09041120	Black pepper, neither crushed nor ground	735.876	5.266.825	2.865.248	20.363.817
09041190	Pepper, other than white pepper and black pepper, neither crushed nor ground	128.033	1.319.967	984.394	5.849.638
09041210	White pepper, crushed or ground	422	100.783	2.935	648.178
09041220	Black pepper, crushed or ground	98.381	427.375	443.433	1.951.603
09041290	Pepper, other than white pepper and black pepper, crushed or ground	5.447	34.962	76.171	172.632
09042110	Chillies (fruits of the genus capsicum), dried, neither crushed nor ground	8.955	44.914	28.191	260.303
09042190	Fruits of the genus capsicum or of the genus pimenta, other than chillies, dried, neither crushed nor ground	14.528	77.359	140.733	929.596
09042210	Chillies (fruits of the genus capsicum), crushed or ground	858	100.136	6.805	320.911
09042290	Fruits of the genus capsicum or of the genus pimenta, other than chillies, crushed or ground	1.101	109.878	4.427	233.978
09051000	Vanilla, neither crushed nor ground	8.137	76.042	718.985	7.319.909
09052000	Vanilla, crushed or ground	156	4.632	11.674	476.446
09061100	Cinnamon (cinnamomum zeylanicum blume), neither crushed nor ground	327.690	2.070.123	1.781.677	10.591.595
09061900	Cinnamon-tree flowers, neither crushed nor ground	493.204	4.067.296	1.728.614	18.268.996
09062000	Cinnamon and cinnamon-tree flowers, crushed or ground	1.377.478	7.450.098	5.063.048	30.427.574
09071000	Cloves (whole fruit, cloves and stems), neither crushed nor ground	545.120	7.731.793	4.511.761	48.723.475
09072000	Cloves (whole fruit, cloves and stems), crushed or ground	36.311	195.430	470.524	2.601.078
09081100	Nutmeg, neither crushed nor ground	1.335.308	9.943.962	6.759.458	51.047.475
09081200	Nutmeg, crushed or ground	326.314	1.865.054	2.674.940	14.969.408
09082100	Mace, neither crushed nor ground	249.512	2.144.454	4.107.607	32.592.166
09082200	Mace, crushed or ground	39.361	335.697	767.995	5.986.853
09083100	Cardamoms, neither crushed nor ground	1.298.156	12.564.126	3.908.145	37.895.134
09083200	Cardamoms, crushed or ground	3	308	7	2.929
09092100	Seeds of coriander, neither crushed nor ground	47.301	71.269	51.301	98.028
09092200	Seeds of coriander, crushed or ground	24.106	37.251	82.832	116.733
09093200	Seeds of cumin, crushed or ground	200	2.773	1.323	10.181
09096110	Seeds of anise, neither crushed nor ground	-	4.202	-	43.131
09096130	Seeds of caraway, neither crushed nor ground	-	100	-	451
09096190	Juniper berries, neither crushed nor ground	519	1.716	124	996
09096210	Seeds of anise, crushed or ground	-	401	-	5.502
09096230	Seeds of caraway, crushed or ground	-	40	-	41
09096290	Juniper berries, crushed or ground	0	1	2	3
09101100	Ginger, neither crushed nor ground	5.004.493	28.171.517	4.113.541	20.960.889
09101200	Ginger, crushed or ground	99.028	178.810	126.363	351.586
09102000	Saffron	165	627	53	801
09103000	Turmeric (curcuma)	535.893	2.417.859	438.220	2.322.166
09109110	Curry, mixtures referred to in note 1(b) to this chapter	24	6.634	0	23.936
09109190	Spices other than curry, mixtures referred to in note 1(b) to this chapter	60.433	302.802	57.659	414.990
09109910	Thyme, bay leaves	2.671	10.870	13.079	41.006
09109990	Spices, not elsewhere classified in heading 0910, mixtures referred to in note 1(b) to this chapter	409.225	2.480.614	311.258	2.708.056
10039000	Barley, other than seed	510	5.950	168	1.974
10051000	Maize (corn), seed	76.211	191.034	105.248	270.699
10059010	Popcorn	2.648	19.567	10.039	44.773
10059091	Maize (corn), other than seed, fit for human consumption	37.500	261.460	31.301	179.548
10059099	Maize (corn), other than seed, not for human consumption	-	91.225.333	-	28.429.111
10061010	Rice in the husk (paddy or rough), suitable for sowing	1	28.001	0	315.000
10061090	Rice in the husk (paddy or rough), not suitable for sowing	45	72	12	36
10062090	Husked (brown) rice, other than hom mali rice	-	22.218	-	22.346
10063030	Glutinous rice, semi-milled or wholly milled rice, whether or not polished or glazed	4.000	15.000	8.000	29.700
10063050	Basmati rice, semi-milled or wholly milled rice, whether or not polished or glazed	-	1	-	1

Tabel 3 : Ekspor Indonesia menurut Komoditi ( Kode HS 8 digit )

Juli 2023

Kode H S	Uraian golongan barang	Berat bersih (Kg)		Nilai F.O.B. ( U S \$ )	
		Bulan ini	Kumulatif	Bulan ini	Kumulatif
		(1)	(2)	(3)	(4)
10063070	Other fragrant rice, semi-milled or wholly milled rice, whether or not polished or glazed	-	9.585	-	15.196
10063099	Semi-milled or wholly milled rice, whether or not polished or glazed, other than hs code 10063030 to 10063091	21.107	1.508.358	288.501	1.195.909
10064010	Broken rice, of a kind used for animal feed	-	2.062	-	4.502
10064090	Broken rice, other than of a kind used for animal feed	-	9	-	12
10079000	Grain sorghum, other than seed	-	3	-	1
10082900	Millet, other than seed	2.076	19.161	1.296	12.722
11010011	Wheat flour, fortified	2.314.356	24.873.243	1.323.333	14.503.626
11010019	Wheat flour, other than fortified	371.657	2.951.593	222.747	1.842.828
11010020	Meslin flour	19.121	52.121	13.892	41.576
11022000	Maize (corn) flour	113.409	511.417	106.587	397.118
11029010	Rice flour	42.050	250.530	35.316	245.983
11029020	Rye flour	728	4.958	1.904	7.085
11029090	Cereal flours, other than of wheat or meslin, other than rice flour or rye flour	30.186	221.378	12.480	162.710
11031100	Groats and meal of wheat	-	3.088	-	5.302
11031300	Groats and meal of maize (corn)	2.500	4.750	1.150	1.458
11031920	Groats and meal of rice	-	3.520	-	4.156
11031990	Groats and meal of other cereal other than meslin or rice	-	229	-	608
11032000	Cereal pellets	-	61	-	50
11041200	Rolled or flaked grains of oats	3	29	50	162
11041910	Rolled or flaked grains of maize (corn)	-	388.388	-	184.384
11042200	Other worked grains (for example, hulled, pearled, sliced or kibbled) of oats	-	1	-	1
11042300	Other worked grains (for example, hulled, pearled, sliced or kibbled) of maize (corn)	4.000	73.812	2.316	37.139
11043000	Germ of cereals, whole, rolled, flaked or ground	208.853	2.522.753	97.918	1.223.095
11051000	Flour, meal and powder of potatoes	39.583	387.319	39.072	298.565
11052000	Flakes, granules and pellets of potatoes	4.492	35.913	6.618	45.109
11062010	Flour, meal and powder of manioc (cassava)	17.100	187.384	23.545	153.571
11062020	Flour, meal and powder of sago	413.330	5.477.788	137.725	1.293.893
11062090	Flour, meal and powder of roots or tubers of heading 0714, other than manioc (cassava)	103.119	620.580	42.232	391.304
11063000	Flour, meal and powder of the products of chapter 8	508.289	2.854.494	1.995.108	11.591.564
11081100	Wheat starch	1.180	2.230	4.572	5.675
11081200	Maize (corn) starch	6.191.602	43.797.498	2.984.015	23.058.251
11081300	Potato starch	150	156	167	172
11081400	Manioc (cassava) starch	29.557.145	85.046.652	14.906.710	42.144.832
11081910	Sago starches	20.000	1.359.637	12.800	1.023.274
11081990	Starches, other than wheat, maize, potato, manioc, and sago	90	424.387	227	301.762
11082000	Inulin	-	400	-	1.207
11090000	Wheat gluten, whether or not dried	-	3	-	3
12011000	Soya beans, whether or not broken, seed	-	22	-	4.653
12019000	Soya beans, whether or not broken, other than seed	269.646	1.503.842	124.212	649.150
12024100	Ground-nuts, not roasted or otherwise cooked, whether or not shelled or broken, other than seed, in shell	51.199	634.661	115.303	1.299.711
12024200	Ground-nuts, not roasted or otherwise cooked, whether or not shelled or broken, other than seed, shelled, whether or not broken	6.010	92.801	18.101	106.370
12030000	Copra	4.044.999	23.531.121	2.922.525	17.024.393
12071010	Palm nuts suitable for sowing/planting	1.603	7.965	304.000	1.341.016
12071030	Kernels	4	313.558	2	125.423
12072100	Cotton seeds, seed	48.000	192.000	25.920	103.680
12072900	Cotton seeds, other than seed	522.350	2.524.957	165.809	688.424
12074010	Sesamum seeds, edible	-	295	-	322
12074090	Sesamum seeds, not edible	25.020	84.841	52.437	269.068
12076000	Safflower (carthamus tinctorius) seeds	30	5.870	214	18.826
12077000	Melon seeds	-	10	-	4.350
12079950	Fresh fruit bunch of oil palm	306	1.420.306	31	225.950
12079990	Other oil seeds and oleaginous fruits, other than HS code 12071010 to 12079950, whether or not broken	-	200	-	64
12081000	Flours and meals of soya beans	-	437	-	1.497

Tabel 3 : Ekspor Indonesia menurut Komoditi ( Kode HS 8 digit )

Juli 2023

Kode H S	Uraian golongan barang	Berat bersih (Kg)		Nilai F.O.B. ( U S \$ )	
		Bulan ini	Kumulatif	Bulan ini	Kumulatif
(1)	(2)	(3)	(4)	(5)	(6)
12089000	Flours and meals of oil seeds or oleaginous fruits, other than those of mustard, other than of soya beans	-	448	-	1.297
12092990	Seeds of forage plants, of a kind used for sowing, other than HS code 12092100 to 12092990	45.708	430.723	128.829	975.293
12093000	Seeds of herbaceous plants cultivated principally for their flowers, of a kind used for sowing	-	686	-	1.614.033
12099190	Vegetable seeds, other than onion seeds, of a kind used for sowing	83.652	1.038.694	129.232	2.152.983
12099930	Kenaf seeds, of a kind used for sowing	-	8	-	265
12099990	Seeds, fruit and spores, other than HS code 12099110 to 12099930, of a kind used for sowing	124.523	437.842	417.788	1.059.165
12102000	Hop cones, ground, powdered or in the form of pellets, lupulin	-	6	-	18
12112090	Ginseng roots, chilled, frozen	-	49.141	-	54.377
12119013	Rauwolfia serpentina roots, of a kind used primarily in pharmacy, fresh, chilled, frozen or dried	3.749	7.482	5.624	14.963
12119015	Liquorice roots, of a kind used primarily in pharmacy, fresh, chilled, frozen or dried	16.800	16.812	25.200	25.232
12119017	Plants and parts of plants (incl seeds and fruits), of a kind used primarily in pharmacy, oth than cannabis, rauwolfia serpentina roots, and liquorice roots, fresh/dried, in cut, crushed/powdered form	75.000	75.044	50.079	57.253
12119019	Plants and parts of plants (including seeds and fruits), of a kind used primarily in pharmacy, other than HS code 12119011 to 12119018	84.000	237.272	47.909	278.318
12119091	Pyrethrum, in cut, crushed or powdered form, fresh, chilled, frozen or dried	100.340	460.405	131.298	803.153
12119092	Pyrethrum, in other forms, fresh, chilled, frozen or dried	1.147	12.877	6.216	53.430
12119094	Sandalwood chips, fresh, chilled, frozen or dried	12.526	131.265	70.849	420.971
12119095	Agarwood (gaharu) chips, fresh, chilled, frozen or dried	64.693	767.250	1.794.394	9.653.834
12119097	Bark of persea (persea kurzii kosterm), fresh, chilled, frozen or dried	1	16.001	1	41.839
12119098	Plants & parts of plants,of a kind used primarily in perfumery/for insecticidal,fungicidal/similar purposes,fresh,chilled,frozen/dried, in cut,crushed/powdered form, oth than HS code 12119091-12119097	334.332	2.624.817	879.229	6.487.276
12119099	Plants & parts of plants,of a kind used primarily in perfumery/for insecticidal,fungicidal/similar purposes,fresh,chilled,frozen/dried, in cut,crushed/powdered form, oth than HS code 12119091-12119098	346.856	4.230.525	737.074	9.212.506
12122111	Eucheuma spinosum, dried but not ground	2.715.404	12.503.053	1.591.297	8.208.234
12122112	Eucheuma cottonii, dried but not ground	11.535.466	67.152.412	16.397.225	137.310.650
12122113	Gracilaria spp, dried but not ground	4.218.814	27.209.271	2.880.580	21.204.842
12122119	Seaweeds and other algae other than eucheuma spinosum, cottonii, and gracilaria spp, fit for human consumption, dried but not ground	1.330.101	5.871.954	2.330.949	11.939.677
12122190	Seaweeds and other algae other than eucheuma spinosum, cottonii, and gracilaria spp, fit for human consumption, fresh, chilled, frozen	1.210.134	6.257.821	632.089	4.607.786
12122911	Seaweeds and other algae, fresh, chilled or dried, of a kind used in pharmacy, not fit for human consumption	-	24.003	-	332.401
12122919	Seaweeds and other algae, fresh, chilled or dried, of a kind used in dyeing, tanning, perfumery, or for insecticidal, fungicidal or similar purposes, not fit for human consumption	930.660	8.372.229	245.511	2.210.499
12122920	Seaweeds and other algae, fresh, chilled or dried, not of a kind not used in dyeing, tanning, perfumery, pharmacy, or for insecticidal, fungicidal or similar purposes, not fit for human consumption	197.210	1.929.986	90.218	1.067.608

Tabel 3 : Ekspor Indonesia menurut Komoditi ( Kode HS 8 digit )

Juli 2023

Kode H S	Uraian golongan barang	Berat bersih (Kg)		Nilai F.O.B. ( U S \$ )	
		Bulan ini	Kumulatif	Bulan ini	Kumulatif
		(1)	(2)	(3)	(4)
12129100	Sugar beet, fresh, chilled, frozen or dried, whether or not ground	7	9.450	1	8.503
12129200	Locust beans (carob), fresh, chilled, frozen or dried, whether or not ground	650	4.925	1.532	11.811
12129390	Sugar cane, fresh, chilled, frozen or dried, whether or not ground, not suitable for planting	-	160.564	-	38.101
12129400	Chicory roots, fresh, chilled, frozen or dried, whether or not ground	-	14.500	-	16.443
12129910	Stones and kernels of apricot, peach (including nectarine) or plum, of a kind used primarily for human consumption, not elsewhere specified or included	-	5.191	-	16.876
12129990	Fruit stones and kernels other than apricot, peach (including nectarine) or plum, of a kind used primarily for human consumption, not elsewhere specified or included	4.623.875	16.787.504	9.799.417	39.469.610
12130000	Cereal straw and husks, unprepared, whether or not chopped, ground, pressed or in the form of pellets	-	34.303	-	29.195
12149000	Swedes, mangolds, fodder roots, hay, lucerne (alfalfa), clover, sainfoin, forage kale, lupines, vetches and similar forage products, whether or not in the form of pellets	21.000	101.397	8.400	41.920
13012000	Gum arabic	5.025	5.562	22.044	23.426
13019040	Lac	68.000	602.818	335.403	2.990.862
13019090	Natural gums, resins, gum-resins and oleoresins, other than gum arabic and cannabis resins	4.055.543	25.065.078	3.740.768	27.678.270
13021200	Vegetable saps and extracts of liquorice	-	14.175	-	100.902
13021300	Vegetable saps and extracts of hops	-	80	-	1.239
13021940	Vegetable saps and extracts of pyrethrum or of the roots of plants containing rotenone	-	20.328	-	55.165
13021950	Japan (or chinese) lacquer (natural lacquer)	-	28.087	-	5.961
13021990	Vegetable saps and extracts, other than HS codes 13021110 to 13021950	126.080	918.429	59.673	594.595
13022000	Pectic substances, pectinates and pectates	19.216	199.142	28.164	385.581
13023100	Agar-agar	142.704	626.817	1.998.461	9.386.189
13023200	Mucilages and thickeners, whether or not modified, derived from locust beans, locust bean seeds or guar seeds	3.100	4.100	14.164	15.654
13023911	Carrageenan, powder, semi-refined	1.010.879	6.512.383	8.712.886	74.821.140
13023912	Carrageenan, powder, refined	46.419	236.023	1.038.338	5.793.885
13023913	Carrageenan, alkali treated carrageenan chips (atcc)	50.051	445.453	420.445	4.954.156
13023919	Carrageenan, other than powder and alkali treated carrageenan chips (atcc)	-	12.782	-	169.206
13023990	Mucilages and thickeners, whether or not modified, derived from vegetable products, other than HS code 13023100 to 13023919	37.473	530.592	513.210	7.095.004
14011000	Bamboos, a kind used primarily for plaiting	209.670	1.274.638	102.588	972.477
14019000	Vegetable materials of a kind used primarily for plaiting (for example, reeds, rushes, osier, raffia, cleaned, bleached or dyed cereal straw, and lime bark), other than bamboos and rattans	3.594	234.389	7.230	226.638
14042000	Cotton linters	34	255	429	1.408
14049020	Vegetable products not elsewhere specified or included, of a kind used primarily in tanning or dyeing	220.568	1.309.673	73.256	728.962
14049030	Kapok	502.911	4.826.948	416.619	4.204.413
14049091	Palm kernel shells	492.932.989	2.985.055.240	59.815.813	348.672.315
14049092	Empty fruit bunch of oil palm	4.262	4.265	284	288
14049099	Vegetable products not elsewhere specified or included, other than HS code 14042000 to 14049092	996.798	8.989.472	591.200	4.676.553
15019000	Poultry fat, other than that of heading 0209 or 1503	1.944	28.221	7.387	125.325
15021000	Tallow	-	360	-	2.232
15030010	Lard stearin or oleostearin	7	7	10	10
15030090	Lard oil, oleo-oil and tallow oil, not emulsified or mixed or otherwise prepared	-	23	-	437
15041090	Fish-liver oils and their fractions, other than solid fractions	7.200	19.980	94.800	184.509



Tabel 3 : Ekspor Indonesia menurut Komoditi ( Kode HS 8 digit )

Juli 2023

Kode H S	Uraian golongan barang	Berat bersih (Kg)		Nilai F.O.B. ( U S \$ )	
		Bulan ini	Kumulatif	Bulan ini	Kumulatif
(1)	(2)	(3)	(4)	(5)	(6)
15042090	Fats and oils and their fractions of fish, other than liver oils, other than solid fractions	118.712	758.550	395.144	2.016.846
15043000	Fats and oils and their fractions of marine mammals	-	2	-	2
15050010	Lanolin	50	165	1.129	3.500
15050090	Wool grease and fatty substances derived therefrom excluding lanolin	-	210	-	91
15071000	Crude oil, Soya-bean oil and its fractions, whether or not refined, but not chemically modified, whether or not degummed	-	11	-	10
15079010	Fractions of unrefined soya-bean oil	-	19	-	20
15079020	Refined, bleached and deodorised (rbd) soya-bean oil	8	36	10	40
15079090	Soya-bean oil and its fractions, other than HS code 15071000 to 15079020, whether or not refined, but not chemically modified	9.656	9.697	25.851	26.278
15081000	Crude oil of ground-nut oil and its fractions, whether or not refined, but not chemically modified	-	9	-	6
15089000	Ground-nut oil and its fractions, other than crude oil , whether or not refined, but not chemically modified	-	2	-	7
15092010	Extra virgin olive oil, in packings of a net weight not exceeding 30 kg	189	380	2.391	4.764
15092090	Extra virgin olive oil, in packings of a net weight more then 30 kg	-	88	-	445
15093000	Virgin olive oil	40	91	114	563
15099019	Olive oil and its fractions, fractions of unrefined oil, in packings of a net weight more than 30 kg	-	70	-	624
15099099	Olive oil and its fractions, fractions of refined oil, in packings of a net weight more than 30 kg	36	865	289	3.075
15109010	Crude oil, other then crude olive pomace oil, obtained solely from olives, whether or not refined, but not chemically modified, including blends of these oils or fractions with oils or fractions of heading 1509	-	684	-	1.296
15111000	Crude palm oil	588.749.751	1.837.701.355	485.789.981	1.582.606.751
15119020	Refined palm oil	535.018.609	3.317.548.020	437.311.617	2.970.837.831
15119031	Solid fractions of palm oil, refined oil, but not chemically modified, with iodine value 30 or more, but less than 40	224.837.807	1.266.766.801	177.669.840	1.083.134.179
15119032	Solid fractions of palm oil, refined oil, but not chemically modified, with iodine value exceeding 40	3.292.998	94.695.573	2.378.017	84.234.078
15119036	Liquid fractions of palm oil, refined oil, but not chemically modified, in packing of a net weight not exceeding 25 kg	151.077.781	995.995.572	142.584.650	1.040.187.628
15119037	Liquid fractions of palm oil, refined oil, but not chemically modified, with iodine value 55 or more, but less than 60	1.233.713.225	7.001.013.934	1.022.695.538	6.176.681.906
15119039	Liquid fractions of palm oil, refined oil, but not chemically modified, other than hs code 15119036 to 15111037	10.798.736	118.235.292	10.292.167	117.947.149
15119042	Fractions of unrefined palm oil, but not chemically modified, with packing of a net weight not exceeding 25 kg	-	0	-	3
15119049	Fractions of unrefined palm oil, other than solid fractions, but not chemically modified, with packing of a net weight more than 25 kg	-	7.999.675	-	7.119.711
15121910	Fractions of unrefined sunflower-seed oil or safflower oil	-	10	-	65
15121920	Refined sunflower-seed or safflower oil and fractions thereof	12.510	12.511	28.100	28.101
15121990	Sunflower-seed or safflower oil and fractions thereof, other than HS code 15121100 to 15121920	3	2.433	2	11.536
15122990	Cotton-seed oil and fractions thereof, whether or not refined, but not chemically modified, other than HS code 15122100 to 15122910	-	1	-	2
15131110	Virgin coconut oil	1.365.341	9.155.435	1.532.139	9.572.504
15131190	Crude coconut (copra) oil and its fractions, other than virgin coconut oil, whether or not refined, but not chemically modified	24.027.626	216.807.419	21.770.362	203.282.080
15131910	Fractions of unrefined coconut oil	428.149	2.531.307	501.971	3.079.545

Tabel 3 : Ekspor Indonesia menurut Komoditi ( Kode HS 8 digit )

Juli 2023

Kode H S	Uraian golongan barang	Berat bersih (Kg)		Nilai F.O.B. ( U S \$ )	
		Bulan ini	Kumulatif	Bulan ini	Kumulatif
(1)	(2)	(3)	(4)	(5)	(6)
15131990	Coconut (copra) and fractions thereof, other than crude oil and fractions of unrefined oil, whether or not refined, but not chemically modified	27.653.621	219.779.802	28.914.798	233.407.455
15132110	Crude palm kernel oil	1.799.984	21.513.613	1.494.488	21.100.971
15132190	Crude babassu oil	10	107	66	140
15132991	Solid fractions of refined palm kernel oil	19.234.750	95.216.086	21.567.947	125.469.222
15132994	Palm kernel olein, refined, bleached and deodorised (rbd)	22.031.057	108.254.717	17.881.883	94.672.648
15132995	Palm kernel oil, refined, bleached and deodorised (rbd)	66.884.204	444.186.654	59.237.681	423.524.758
15141920	Low erucic acid rape or colza oil and its fractions, refined	6.826	6.826	16.553	16.553
15151900	Linseed oil and its fractions, other than crude oil	-	64	-	272
15152919	Maize (corn) oil, fractions of unrefined oil, other than solid fractions	15	15	2	2
15152999	Maize (corn) oil, fractions of refined oil, other than solid fractions	4.320	5.120	14.514	20.362
15153090	Castor oil, other than crude oil	-	0	-	0
15155090	Sesame oil and its fractions, other than crude oil and unrefined oil	31	993	92	9.998
15159019	Illipe nut oil, other than crude oil and unrefined oil	-	500	-	7.100
15159021	Tung oil, crude oil	-	3.800	-	27.550
15159029	Tung oil, other than crude oil and unrefined oil	1	1	10	10
15159091	Other fixed vegetable oils, but not chemically modified, other than HS code 15151100 to 15159039, crude oil	-	15.200	-	21.660
15159099	Other fixed vegetable oils, but not chemically modified, other than HS code 15151100 to 15159039, other than crude oil and unrefined oil	171.692	1.254.380	3.403.411	21.520.219
15161020	Animal fats and oils and their fractions, not further prepared, re-esterified	-	3	-	89
15161090	Animal fats and oils and their fractions, not further prepared, not re-esterified	-	1	-	1
15162014	Vegetable fats and oils and their fractions of coconuts, re-esterified	136.851	2.726.466	193.035	5.549.779
15162017	Vegetable fats and oils and their fractions of ground-nuts, re-esterified	1.200	1.200	3.532	3.532
15162019	Vegetable fats and oils and their fractions other then hs code 15162011 to 15162018, re-esterified	886.064	4.396.100	791.749	4.569.122
15162021	Vegetable fats and oils and their fractions of the fruit of the oil palm, crude, re-esterified	-	50	-	244
15162022	Vegetable fats and oils and their fractions of the fruit of the oil palm, other than crude, re-esterified	4.039.615	45.966.675	3.128.890	34.984.069
15162023	Vegetable fats and oils and their fractions of palm kernels, crude, re-esterified	1.439.017	9.822.748	4.529.910	36.568.841
15162024	Vegetable fats and oils and their fractions of palm kernels, refined, bleached and deodorised (RBD), re-esterified	221.614	887.014	434.223	2.727.113
15162026	Vegetable fats and oils and their fractions of palm kernel olein, refined, bleached and deodorised (RBD), re-esterified	150.005	1.782.717	154.069	2.772.656
15162029	Vegetable fats and oils and their fractions other then HS code 15162021 to 15162026, re-esterified, of oil palm	15.207	15.209	39.294	39.295
15162031	Vegetable fats and oils and their fractions of ground-nuts, of coconuts, of soya beans, hydrogenated, in flakes	38.675	262.990	45.898	361.629
15162032	Vegetable fats and oils and their fractions of linseed, hydrogenated, in flakes	-	410.000	-	378.306
15162034	Vegetable fats and oils and their fractions of fruit of the oil palm, hydrogenated, in flakes	32.681.540	201.062.101	28.447.225	181.458.554
15162035	Vegetable fats and oils and their fractions of palm kernels, hydrogenated, in flakes	997.040	9.721.755	1.019.600	10.063.858
15162039	Vegetable fats and oils and their fractions other then HS code 15162031 to 15162035, hydrogenated, in flakes	-	23	-	259
15162041	Vegetable fats and oils and their fractions of castor seeds (opal wax), hydrogenated, in other forms	-	40	-	411
15162042	Vegetable fats and oils and their fractions of coconuts, hydrogenated, in other forms	595.169	4.294.880	747.959	5.869.891

Tabel 3 : Ekspor Indonesia menurut Komoditi ( Kode HS 8 digit )

Juli 2023

Kode H S	Uraian golongan barang	Berat bersih (Kg)		Nilai F.O.B. ( U S \$ )	
		Bulan ini	Kumulatif	Bulan ini	Kumulatif
(1)	(2)	(3)	(4)	(5)	(6)
15162043	Vegetable fats and oils and their fractions of ground-nuts, hydrogenated, in other forms	68	267	264	1.065
15162044	Vegetable fats and oils and their fractions of linseed, hydrogenated, in other forms	-	760	-	1.566
15162046	Vegetable fats and oils and their fractions of fruit of the oil palm, hydrogenated, in other forms	23.570.644	160.009.169	21.113.193	146.772.572
15162047	Vegetable fats and oils and their fractions of palm kernels, hydrogenated, in other forms	17.916.652	110.841.387	20.950.905	138.040.132
15162049	Vegetable fats and oils and their fractions other than HS code 15162041-15162048, hydrogenated, in other forms	1.097.660	4.871.315	1.141.552	5.088.846
15162052	Vegetable fats and oils and their fractions of olives, inter-esterified	-	900.000	-	679.624
15162054	Vegetable fats and oils and their fractions, of ground-nuts of oil palm or coconuts, inter-esterified	15.617.476	60.615.315	11.848.325	53.076.757
15162059	Vegetable fats and oils and their fractions other than HS code 15162051 to 15162054, inter-esterified	1.084.400	5.370.280	1.085.545	5.498.391
15162062	Vegetable fats and oils and their fractions, elaidinised, palm stearin with an iodine value not exceeding 48, refined, bleached and deodorised (RBD)	8	226.844	32	287.415
15162091	Vegetable fats and oils and their fractions, elaidinised, palm stearin with an iodine value exceeding 48	1.363.251	3.598.870	1.308.946	3.683.672
15162093	Vegetable fats and oils and their fractions of olives, elaidinised	10	10	106	106
15162094	Vegetable fats and oils and their fractions of soya beans, elaidinised	-	1.393	-	3.548
15162096	Vegetable fats and oils and their fractions, refined, bleached and deodorised (rbd) palm kernel stearin, elaidinised	861.196	4.140.334	1.306.414	6.635.974
15162098	Vegetable fats and oils and their fractions of ground-nuts, of oil palm or of coconuts, elaidinised	71.100	519.998	229.156	2.369.105
15162099	Vegetable fats and oils and their fractions other than hs code 15162091 to 15162098, elaidinised	17.100	310.478	64.841	1.291.154
15171010	Margarine, excluding liquid margarine, in airtight container for retail sale	6.869.133	33.916.245	6.460.279	33.756.663
15171090	Margarine, excluding liquid margarine, other than in airtight container for retail sale	5.113.836	27.953.778	4.290.989	25.792.934
15179010	Imitation ghee	539.770	5.444.144	626.130	6.342.186
15179020	Liquid margarine	16.988	43.997	24.518	71.115
15179030	Edible mixtures or preparations of animal or vegetable fats or oils, of a kind used as mould release preparations	8.400	50.440	14.515	87.067
15179043	Shortening	124.337.764	810.948.207	111.856.350	775.595.870
15179044	Imitation lard	-	2	-	2
15179050	Solid mixtures or preparations of vegetable fats or oils or of their fractions other than imitation ghee, shortening, imitation lard	-	483.100	-	495.667
15179064	Liquid mixtures or preparations of vegetable fats or oils or of their fractions other than liquid margarine, in which other palm oil predominates, in packings of a net weight exceeding 25 kg	-	1.612.800	-	3.461.414
15179067	Liquid mixtures or preparations of vegetable fats or oils or of their fractions other than liquid margarine, in which soya-bean oil or coconut oil predominates	75	660	72	633
15179068	Liquid mixtures or preparations of vegetable fats or oils or of their fractions other than liquid margarine, in which illipe nut oil predominates	190	44.950	2.299	107.328
15179069	Liquid mixtures or preparations of vegetable fats or oils or of their fractions other than liquid margarine, other than HS code 15179061 to 15179068	19.999.791	57.079.418	17.249.827	50.878.489
15179090	Edible mixtures/preparations of animal, vegetable/microbial fats/oils/of fractions of different fats/oils of this chapter, oth than edible fats and oils/their fractions of head 1516, nec in head 1517	10.871.890	70.850.248	12.778.761	83.481.130

Tabel 3 : Ekspor Indonesia menurut Komoditi ( Kode HS 8 digit )

Juli 2023

Kode H S	Uraian golongan barang	Berat bersih (Kg)		Nilai F.O.B. ( U S \$ )	
		Bulan ini	Kumulatif	Bulan ini	Kumulatif
(1)	(2)	(3)	(4)	(5)	(6)
15180032	Inedible mixtures or preparations of the palm oil fruits or of palm oil or palm kernel olein, neutralised, bleached and deodorised (nbd) or refined, bleached and deodorised (rbd)	4.900.000	42.959.912	5.180.329	48.859.300
15180036	Inedible mixtures or preparations of soya beans or coconuts	48	192	298	716
15180037	Inedible mixtures or preparations of cotton seeds	-	5	-	14
15180038	Inedible mixtures or preparations of of the fruit of the oil palm or of palm kernels, other	12.191.178	89.710.874	10.328.627	86.729.927
15180039	Inedible mixtures or preparations of vegetable fats or oils or of fractions of different fats or oils, other than hs code 15180032 to 15180037	3	11	3	12
15180060	Inedible mixtures or preparations of animal fats or oils or of fractions thereof and vegetable fats or oils or fractions thereof	541.600	3.452.490	509.166	3.568.541
15180090	Inedible mixtures or preparations of microbial fats or oils or of fractions of different fats or oils of this chapter, not elsewhere specified or included	-	39.400	-	32.968
15200010	Crude glycerol	58.072.376	452.409.491	16.275.886	132.350.509
15200090	Glycerol waters and glycerol lyes	-	236.394	-	100.013
15211000	Vegetable waxes, whether or not refined or coloured	-	12.094	-	243.090
15219010	Beeswax and oth insect waxes, whether or not refined or coloured	-	20	-	554
15219020	Spermaceti, whether or not refined or coloured	-	15	-	97
15220010	Degras	5	99.963	1	19.997
15220090	Residues resulting from the treatment of fatty substances or animal or vegetable waxes	1.930.070	81.891.494	1.069.930	67.531.574
16010010	Sausages and similar products, of meat, meat offal, blood or insects, food preparations based on these products, in airtight containers for retail sale	-	33.185	-	79.211
16010090	Sausages and similar products, of meat, meat offal, blood or insects, food preparations based on these products, not in airtight containers for retail sale	6.234	36.090	14.686	175.693
16021090	Other prepared or preserved meat, meat offal, blood or insects, homogenised preparation, not containing pork, in airtight container for retail sale	930	1.133	1.228	2.860
16023110	Other prepared or preserved meat, meat offal, blood, of turkeys, in airtight containers for retail sale	6	9	384	386
16023210	Chicken curry, in airtight containers for retail sale	-	372	-	1.956
16023290	Prepared or preserved of meat,meat offal, blood of fowls of species gallus domesticus, other than chicken curry in airtight container	5.620	70.520	28.326	505.386
16023900	Prepared or preserved meat, meat offal or blood of poultry in heading 0105, other than turkeys and species gallus domesticus	-	165	-	805
16025010	Prepared or preserved meat, meat offal or blood of bovine animals, in airtight containers for retail sale	33	21.747	925	105.938
16025090	Prepared or preserved meat, meat offal or blood of bovine animals, not in airtight containers for retail sale	-	18.028	-	123.619
16029090	Other prepared or preserved meat, meat offal, blood or insects, other than HS code 16021010 to 16021920	1.750	32.474	5.551	90.215
16030010	Extracts and juices of meat	-	1.527	-	6.740
16030090	Extracts and juices of fish or crustaceans, molluscs or other aquatic invertebrates	17.260	190.420	31.213	440.387
16041110	Prepared or preserved salmon, whole or in pieces, but not minced, in airtight containers for retail sale	-	7.383	-	121.173
16041190	Prepared or preserved salmon, whole or in pieces, but not minced, not in airtight containers for retail sale	-	17.385	-	6.085
16041311	Prepared or preserved sardines, whole or in pieces, but not minced, in airtight containers for retail sale	631.490	3.627.745	1.681.226	9.664.980
16041319	Prepared or preserved sardines, whole or in pieces, but not minced, not in airtight containers for retail sale	816.220	4.770.042	2.284.645	13.283.126

**Tabel 3 : Ekspor Indonesia menurut Komoditi ( Kode HS 8 digit )**

**Juli 2023**

Kode H S	Uraian golongan barang	Berat bersih (Kg)		Nilai F.O.B. ( U S \$ )	
		Bulan ini	Kumulatif	Bulan ini	Kumulatif
		(1)	(2)	(3)	(4)
16041391	Prepared or preserved sardinella and brisling or sprats, whole or in pieces, but not minced, in airtight containers for retail sale	84.480	228.120	19.738	124.535
16041399	Prepared or preserved sardinella and brisling or sprats, whole or in pieces, but not minced, not in airtight containers for retail sale	-	10.264	-	24.098
16041411	Prepared or preserved tunas, whole or in pieces, but not minced, in airtight containers for retail sale	3.372.009	26.479.413	16.711.677	128.961.778
16041419	Prepared or preserved skipjack tuna and bonito (sarda spp), whole or in pieces, but not minced, not in airtight containers for retail sale	276.175	3.633.870	1.333.656	15.879.232
16041491	Pre-cooked tunas, not in airtight containers for retail sale	1.129.408	7.114.882	5.208.147	31.224.946
16041499	Prepared or preserved tunas, skipjack tuna and bonito (sarda spp), not in airtight containers for retail sale, other than pre-cooked tunas	225.000	1.902.500	1.111.250	9.111.739
16041510	Prepared or preserved mackerel, whole or in pieces, but not minced, in airtight containers for retail sale	-	15.019	-	72.890
16041590	Prepared or preserved mackerel, whole or in pieces, but not minced, not in airtight containers for retail sale	10.146	128.538	38.089	417.415
16041610	Prepared or preserved anchovies, whole or in pieces, but not minced, in airtight containers for retail sale	-	24.770	-	101.524
16041690	Prepared or preserved anchovies, whole or in pieces, but not minced, not in airtight containers for retail sale	115	231	1.406	2.433
16041710	Prepared or preserved eels, whole or in pieces, but not minced, in airtight containers for retail sale	-	20	-	653
16041891	Prepared or preserved shark fins, whole or in pieces, but not minced, in airtight containers for retail sale	7.875	16.472	85.274	251.443
16041899	Prepared or preserved shark fins, whole or in pieces, but not minced, not in airtight containers for retail sale	399	3.870	13.554	117.603
16041930	Fish, whole or in pieces, but not minced other than hs code 16041110 to 16041920, in airtight containers for retail sale	50	50	788	788
16041990	Fish, whole or in pieces, but not minced other than hs code 16041110 to 16041930	74.003	318.257	960.420	4.258.926
16042030	Fish ball	5.400	120.956	21.060	416.712
16042040	Fish paste	-	360	-	12.060
16042091	Other prepared or preserved fish other than fish sausage, fish ball, fish paste, in airtight containers for retail sale	15.679	150.960	87.088	752.558
16042099	Other prepared or preserved fish other than fish sausage, fish ball, fish paste, not in airtight containers for retail sale	7	35.412	28	260.553
16051011	Swimming crabs (crabs of the family portunidae), prepared or preserved, in airtight containers for retail sale	451.657	3.277.468	12.562.942	89.192.015
16051012	King crabs (crabs of the family lithodidae) prepared or preserved, in airtight containers for retail sale	54	54	4.086	4.086
16051013	Snow crabs (crabs of the family oregoniidae) prepared or preserved, in airtight containers for retail sale	38.217	244.196	995.018	6.313.829
16051014	Crab other than swimming crabs, king crabs, and snow crabs, prepared or preserved, in airtight containers for retail sale	376.078	2.735.794	8.255.203	57.717.955
16051090	Crab, prepared or preserved, other than in airtight containers for retail sale	266.141	1.882.802	6.206.829	44.137.477
16052100	Shrimps and prawns, prepared or preserved, not in airtight container	4.221.798	28.872.648	36.365.973	244.628.558
16052920	Shrimp ball	505.295	3.940.798	2.736.691	23.509.860
16052930	Breaded shrimp	793.637	4.367.170	6.000.043	33.208.599
16052990	Shrimps and prawns, prepared or preserved, in airtight container, other than shrimp ball & breaded shrimp	152.948	991.743	1.580.574	11.102.009
16053000	Lobster, prepared or preserved	8.075	48.418	41.778	319.621
16054000	Crustacean, other than crab, shrimps, prawns, and lobsters, prepared or preserved	55.674	580.912	1.457.946	16.662.229
16055410	Cuttle fish and squid, prepared or preserved, in airtight containers for retail sale	3.065	14.828	35.897	177.788
16055490	Cuttle fish and squid, prepared or preserved, not in airtight containers for retail sale	54.262	346.870	548.609	3.431.041

Tabel 3 : Ekspor Indonesia menurut Komoditi ( Kode HS 8 digit )

Juli 2023

Kode H S	Uraian golongan barang	Berat bersih (Kg)		Nilai F.O.B. ( U S \$ )	
		Bulan ini	Kumulatif	Bulan ini	Kumulatif
(1)	(2)	(3)	(4)	(5)	(6)
16055500	Octopus, prepared or preserved	32.315	418.661	516.265	5.444.134
16055600	Clams, cockles and arkshells, prepared or preserved	140.499	1.005.349	417.835	3.060.680
16055790	Abalone, prepared or preserved, not in airtight containers for retail sale	14.776	71.500	395.760	1.818.334
16055800	Snails, other than sea snails, prepared and preserved	108.837	582.787	542.583	3.083.000
16055900	Mollusc, other than oysters, scallops, mussels, cuttle fish, squid, octopus, clams, cockles, arkshell, abalone, snail, prepared or preserved	36.665	54.508	150.618	202.705
16056100	Sea cucumbers, prepared or preserved	64.459	336.190	1.141.472	5.806.569
16056300	Jellyfish, prepared or preserved	33.750	275.440	89.625	747.240
16056900	Aquatic invertebrates, other than sea cucumbers, sea urchins, jellyfish, prepared or preserved	-	6.203	-	40.065
17011200	Beet sugar	360	1.347	0	748
17011300	Cane sugar specified in subheading note 2 to this chapter	-	50	-	140
17011400	Other cane sugar	10.850	111.825	11.032	492.594
17019100	Cane or beet sugars, chemically pure sucrose, in solid form, containing added flavouring or colouring matter	-	5.115	-	1.188
17019910	Refined sugar	10.876.350	85.065.148	7.169.465	54.679.339
17019990	Cane or beet sugar and chemically pure sucrose, in solid form, other than raw sugar not containing added flavouring or colouring matter, other than refined sugar	117.832	965.872	205.365	1.759.964
17021100	Lactose and lactose syrup, containing by weight 99 % or more lactose, expressed as anhydrous lactose, calculated on the dry matter	413	60.716	2.619	73.898
17021900	Lactose and lactose syrup, not containing by weight 99 % or more lactose, expressed as anhydrous lactose, calculated on the dry matter	54.387	431.976	35.496	302.252
17022000	Maple sugar and maple syrup	6.956	12.614	9.924	12.892
17023010	Glucose, not containing fructose or containing in the dry state less than 20 % by weight of fructose	274.500	2.385.010	301.598	2.426.987
17023020	Glucose syrup, not containing fructose or containing in the dry state less than 20 % by weight of fructose	348.202	2.605.711	371.728	2.385.519
17024000	Glucose & glucose syrup, containing in the dry state >= 20 % but < 50 % by weight of fructose, excluding invert sugar	-	14	-	57
17026020	Fructose syrup, containing in the dry state more than 50 % by weight of fructose, excluding invert sugar	207.400	865.920	102.232	446.229
17029019	Maltose and maltose syrups, other than chemically pure maltose	25.000	193.681	18.540	177.232
17029020	Artificial honey, whether or not mixed with natural honey	3.898	47.378	18.169	131.487
17029030	Flavoured or coloured sugars (excl maltose)	57.125	750.090	117.676	1.456.334
17029040	Caramel	344	12.310	1.536	44.786
17029051	Coconut sap sugar	447.156	2.533.670	884.110	5.077.416
17029059	Palm sugar other than coconut sap sugar	456	4.838	847	4.689
17029091	Sugar syrups	25.798	157.312	47.756	199.291
17029099	Other sugar, including invert sugar and other sugar and sugar syrup blends containing in the dry state 50 % by weight of fructose, other than HS code 17029011 to 17029091	2.276.143	16.481.118	4.002.334	27.058.266
17031010	Cane molasses, containing added flavouring or colouring matter	6.103	12.755	1.335	2.523
17031090	Cane molasses, not containing added flavouring or colouring matter	72.032.630	349.219.403	11.942.917	56.922.930
17039010	Molasses other than cane molasses, resulting from the extraction or refining of sugar, containing added flavouring or colouring matter	130	123.624	1.429	28.090
17039090	Molasses other than cane molasses, resulting from the extraction or refining of sugar, not containing added flavouring or colouring matter	68.858	465.638	280.643	2.177.269
17041000	Chewing gum, whether or not sugar-coated	133.371	723.648	600.181	3.079.405
17049010	Medicated pastilles and drops, not containing cocoa	6.091	74.135	73.527	715.344
17049020	White chocolate, not containing cocoa	141.922	892.405	453.826	2.824.414

Tabel 3 : Ekspor Indonesia menurut Komoditi ( Kode HS 8 digit )

Juli 2023

Kode H S	Uraian golongan barang	Berat bersih (Kg)		Nilai F.O.B. ( U S \$ )	
		Bulan ini	Kumulatif	Bulan ini	Kumulatif
(1)	(2)	(3)	(4)	(5)	(6)
17049091	Sugar confectionery other than chewing gum, medicated pastilles and drops, and white chocolate, not containing cocoa, soft, containing gelatin	1.094.730	8.432.653	4.720.149	35.745.160
17049099	Sugar confectionery other than chewing gum, medicated pastilles and drops, and white chocolate, not containing cocoa, other than soft, containing gelatin	3.604.103	20.305.153	10.224.593	57.098.148
18010010	Cocoa beans, whole or broken, raw or roasted, fermented	375.760	855.386	1.942.374	3.443.885
18010090	Cocoa beans, whole or broken, raw or roasted, not fermented	250.871	9.254.677	864.328	26.418.642
18020000	Cocoa shells, husks, skins and other cocoa waste	196.008	2.167.339	26.834	262.993
18031000	Cocoa paste, not defatted	1.219.469	6.656.114	7.493.344	32.314.590
18032000	Cocoa paste, wholly or partly defatted	2.720.015	22.372.043	7.894.914	58.425.466
18040000	Cocoa butter, fat and oil	10.764.837	84.385.277	50.587.429	360.457.327
18050000	Cocoa powder, not containing added sugar or other sweetening matter	7.914.138	59.323.245	20.335.151	151.025.412
18061000	Cocoa powder, containing added sugar or other sweetening matter	12.432	872.905	24.381	771.993
18062010	Chocolate confectionery in blocks, slabs or bars weighing more than 2 kg	835.055	4.566.508	2.414.047	11.912.634
18062090	Chocolate, liquid,paste,granular or other bulk form in containers or immediate packings, of a content exceeding 2 kg	287.437	1.551.099	742.979	4.163.143
18063100	Chocolate and other food preparations containing cocoa, filled, in blocks, slabs, bars, weight ≤ 2kg	36.044	310.342	205.719	2.196.002
18063200	Chocolate and other food preparations containing cocoa, not filled, in blocks, slabs, bars, weight ≤ 2kg	12.907	162.595	64.458	793.514
18069010	Chocolate confectionery in tablets or pastilles	95.558	613.934	452.097	3.282.126
18069030	Food preparations of flour, meal, starch or malt extract, containing 40 % or more but not exceeding 50 % by weight of cocoa calculated on a totally defatted basis	977	11.954	5.662	89.786
18069040	Food preparations of goods of headings 0401 to 0404, containing 5 % or more but not exceeding 10 % by weight of cocoa calculated on a totally defatted basis, specially prepared for infants or young children, not put up for retail sale	337	591	2.360	5.379
18069090	Chocolate and other food preparation containing cocoa, other than HS code 18061000 to 18069040	733.584	5.157.804	2.203.748	15.774.853
19011010	Preparations suitable for infants or young children, put up for retail sale, of malt extract	44.072	190.527	262.149	1.078.211
19011020	Preparations suitable for infants or young children, put up for retail sale, of goods of headings 0401 to 0404	975.157	4.468.275	3.958.127	18.681.898
19011030	Preparations suitable for infants or young children, put up for retail sale, of soya-bean powder	2.047	132.238	13.686	534.400
19011091	Medical foods, preparations suitable for infants or young children, put up for retail sale	2	20	34	531
19011092	Food preparations of flour, groats, meal, starch, for children age over 1 year but not exceeding 3 years, for retail sale, other than HS code 19011010 to 19011091	-	368	-	21.260
19011099	Food preparations of flour, groats, meal, starch, suitable for infants or young children, put up for retail sale, other than HS code 19011010 to 19011092	648.984	3.843.273	2.788.324	17.575.186
19012010	Mixes and doughs for the preparation of bakers' wares of heading 1905, of flour, groats, meal, starch or malt extract, not containing cocoa	252.186	1.699.944	463.197	3.473.249
19012020	Mixes and doughs for the preparation of bakers' wares of heading 1905, of flour, groats, meal, starch or malt extract, containing cocoa	10	329	39	938
19012030	Mixes and doughs for the preparation of bakers' wares of heading 1905, other than HS code 19012010 to 19012020, not containing cocoa	159.598	986.693	393.452	2.322.570

**Tabel 3 : Ekspor Indonesia menurut Komoditi ( Kode HS 8 digit )**

**Juli 2023**

Kode H S	Uraian golongan barang	Berat bersih (Kg)		Nilai F.O.B. ( U S \$ )	
		Bulan ini	Kumulatif	Bulan ini	Kumulatif
		(1)	(2)	(3)	(4)
19012040	Mixes and doughs for the preparation of bakers' wares of heading 1905, other than HS code 19012010 to 19012020, containing cocoa	1.696	20.199	2.519	51.579
19019011	Medical foods, preparations suitable for infants or young children, not put up for retail sale	1.200	1.200	275	275
19019019	Food preparations suitable for infants or young children, not put up for retail sale, other than medical foods	36.255	178.860	163.324	778.698
19019020	Malt extract	38.299	193.363	361.011	1.540.082
19019031	Filled milk, of goods of heading 0401 to 0404	822.429	14.458.857	968.043	15.850.587
19019032	Food preparation of goods of of heading 0401 to 0404, containing cocoa powder, other than filled milk	215.759	427.096	751.407	1.525.590
19019039	Food preparation of goods of of heading 0401 to 0404, not containing cocoa powder, other than filled milk	751.758	2.082.683	2.464.608	6.908.970
19019041	Other soya-based preparations in powder form	766	4.840	2.398	42.577
19019049	Other soya-based preparations in other forms	-	36.849	-	286.219
19019091	Medical foods, preparations not suitable for infants or young childrens	-	1	-	24
19019099	Food preparations not suitable for infants or young childrens, other than medical food	1.178.796	10.651.240	2.255.352	22.810.849
19021100	Uncooked pasta, not stuffed or otherwise prepared, containing eggs	694	106.860	1.054	147.405
19021920	Rice vermicelli (including bee hoon), uncooked pasta, not stuffed or otherwise prepared, not containing eggs	7.502	78.385	6.924	91.827
19021930	Transparent vermicelli, uncooked pasta, not stuffed or otherwise prepared, not containing eggs	-	50	-	50
19021940	Other noodles, uncooked pasta, not stuffed or otherwise prepared, not containing eggs	342.880	2.354.636	427.399	2.379.016
19021990	Uncooked pasta, not stuffed or otherwise prepared, not containing eggs, other than HS code 19021920 to 19021940	2.032.707	13.609.394	2.235.493	16.212.449
19022010	Stuffed pasta with meat or meat offal, whether or not cooked or otherwise prepared	-	18.925	-	13.080
19022030	Stuffed pasta with fish, crustaceans or molluscs, whether or not cooked or otherwise prepared	-	583	-	1.613
19022090	Stuffed pasta whether or not cooked or otherwise prepared, other than stuffed with meat or meat offal, fish, crustaceans or molluscs	2.528	39.088	3.090	152.993
19023020	Rice vermicelli (including bee hoon), cooked or otherwise prepared, other than stuffed	4.815	46.842	6.966	81.960
19023030	Transparent vermicelli, cooked or otherwise prepared, other than stuffed	17.132	82.537	50.299	195.056
19023040	Instant noodles, whether or not cooked or otherwise prepared, other than stuffed	13.916.613	92.223.494	28.175.788	184.770.488
19023090	Cooked pasta, not stuffed, other than rice vermicelli, transparent vermicelli, instant noodles	1.281.732	8.219.291	4.925.797	30.788.100
19024000	Couscous	-	5	-	5
19030000	Tapioca and substitutes therefor prepared from starch, in the form of flakes, grains, pearls, siftings or in similar forms	162.254	5.840.889	370.877	4.740.305
19041010	Prepared food obtained by the swelling or roasting of cereals or cereal products, containing cocoa	12.307	90.026	44.934	321.612
19041090	Prepared food obtained by the swelling or roasting of cereals or cereal products, not containing cocoa	131.302	978.312	636.564	4.165.188
19042010	Prepared foods obtained from unroasted cereal flakes	47.263	147.737	103.215	416.544
19042090	Prepared foods obtained from mixtures of unroasted cereal flakes and roasted cereal flakes or swelled cereals	46.047	622.222	135.658	1.203.264
19043000	Bulgur wheat	-	4.944	-	32.705
19049010	Rice preparations, including pre-cooked rice	480	39.552	2.073	76.924
19049090	Cereals (other than maize (corn)), in grain form or in the form of flakes or other worked grains (except flour, groats and meal), pre-cooked or otherwise prepared, not elsewhere specified or included	179.723	1.660.966	581.385	4.437.395
19051000	Crispbread, whether or not containing cocoa	162.206	745.449	276.297	1.228.092
19052000	Gingerbread and the like, whether or not containing cocoa	-	130	-	484



Tabel 3 : Ekspor Indonesia menurut Komoditi ( Kode HS 8 digit )

Juli 2023

Kode H S	Uraian golongan barang	Berat bersih (Kg)		Nilai F.O.B. ( U S \$ )	
		Bulan ini	Kumulatif	Bulan ini	Kumulatif
		(1)	(2)	(3)	(4)
19053110	Sweet biscuits, not containing cocoa	8.523.480	41.682.585	23.018.960	112.055.219
19053120	Sweet biscuits, containing cocoa	5.789.570	41.310.942	13.467.676	96.143.592
19053210	Waffles	187.441	1.501.990	810.857	6.885.068
19053220	Wafers	9.769.595	84.741.487	26.992.869	225.813.390
19054010	Rusks, toasted bread and similar toasted products, not containing added sugar, honey, eggs, fats, cheese or fruit	8	12.312	300	22.552
19054090	Rusk, toasted bread & similar toasted product, containing added sugar, honey, eggs, fats, cheese or fruit	59.093	635.192	93.194	1.027.640
19059010	Unsweetened teething biscuits	483.190	3.716.685	1.080.181	9.118.567
19059020	Unsweetened biscuits, other than teething biscuits	67.096	677.271	137.487	1.181.780
19059030	Cakes	16.433	197.678	56.644	693.984
19059040	Pastries	76.161	442.575	113.169	882.184
19059050	Flourless bakers' wares	3.516	12.542	9.891	26.588
19059070	Communion wafers, sealing wafers, rice paper and similar products	754	288.293	2.217	831.099
19059080	Other crisp savoury food products	464.094	3.900.027	963.357	7.875.112
19059090	Bread,pastry,cakes,biscuits&oth bakers' wares, w.o.n containing cocoa, communion wafers,empty cachets suitable for pharmaceutical use,sealing wafers, rice paper&similar products, nec in head 1905	1.379.817	8.430.128	3.223.987	18.836.393
20011000	Cucumbers and gherkins, prepared or preserved by vinegar or acetic acid	-	13.862	-	22.730
20019010	Onions, prepared or preserved by vinegar or acetic acid	-	53	-	200
20019090	Vegetables, fruit, nuts and other edible parts of plants other than cucumbers and gherkins, onions, prepared or preserved by vinegar or acetic acid	13.925	18.139	42.746	52.774
20029010	Tomato paste	17.990	30.230	17.877	30.942
20031000	Mushrooms of the genus agaricus, prepared or preserved othwise than by vinegar or acetic acid	480.899	2.492.996	967.745	4.838.736
20039090	Mushrooms other than mushrooms of the genus agaricus, prepared or preserved othwise than by vinegar or acetic acid	6.549	80.655	34.594	378.418
20041000	Potatoes, prepared or preserved otherwise than by vinegar or acetic acid, frozen, other than products of heading 2006	693	4.299	1.989	23.825
20049010	Other vegetables and mixtures of vegetables, prepared or preserved otherwise than by vinegar or acetic acid, frozen, other than products of heading 2006, suitable for infants or young children	-	4.408	-	8.911
20049090	Other vegetables and mixtures of vegetables, prepared or preserved otherwise than by vinegar or acetic acid, frozen, other than products of heading 2006, not suitable for infants or young children	49.843	382.839	128.582	1.166.875
20052011	Potatoes, prepared or preserved otherwise than by vinegar or acetic acid, not frozen, other than products of heading 2006, in sticks form, in airtight containers for retail sale	6.080	36.216	37.736	217.588
20052019	Potatoes, prepared or preserved otherwise than by vinegar or acetic acid, not frozen, other than products of heading 2006, in sticks form, not in airtight containers for retail sale	20.280	20.280	36.504	36.504
20052091	Potatoes, prepared or preserved otherwise than by vinegar or acetic acid, not frozen, other than products of heading 2006, not in sticks form, in airtight containers for retail sale	-	10	-	24
20052099	Potatoes, prepared or preserved otherwise than by vinegar or acetic acid, not frozen, other than products of heading 2006, not in sticks form, not in airtight containers for retail sale	155	18.108	516	107.386
20054000	Peas (pisum sativum), prepared or preserved otherwise than by vinegar or acetic acid, not frozen, other than products of heading 20.06	144	1.548	887	9.037
20055100	Beans,shelled, prepared or preserved otherwise than by vinegar or acetic acid, not frozen,other than products of heading 20.06	24	2.448	39	5.322

Tabel 3 : Ekspor Indonesia menurut Komoditi ( Kode HS 8 digit )

Juli 2023

Kode H S	Uraian golongan barang	Berat bersih (Kg)		Nilai F.O.B. ( U S \$ )	
		Bulan ini	Kumulatif	Bulan ini	Kumulatif
(1)	(2)	(3)	(4)	(5)	(6)
20055990	Beans, not shelled, prepared or preserved otherwise than by vinegar or acetic acid, not frozen, other than products of heading 2006, not in airtight containers for retail sale	728	3.395	2.199	12.964
20057000	Olives, prepared or preserved otherwise than by vinegar or acetic acid, not frozen, other than products of heading 2006	-	2	-	9
20058000	Sweet corn (zea mays var saccharata), prepared or preserved otherwise than by vinegar or acetic acid, not frozen, other than products of heading 2006	-	1.032	-	3.937
20059100	Bamboo shoots, prepared or preserved otherwise than by vinegar or acetic acid, not frozen, other than products of heading 2006	-	396	-	240
20059990	Other vegetables and mixtures of vegetables, prepared or preserved otherwise than by vinegar or acetic acid, not frozen, other than products of heading 2006, not in airtight containers for retail sale	157.446	995.061	190.393	1.209.627
20060000	Vegetables, fruit, nuts, fruit-peel and other parts of plants, preserved by sugar (drained, glaze or crystallised)	-	43.131	-	8.862
20071000	Jams, fruit jellies, marmalades, fruit or nut purée and fruit or nut pastes, obtained by cooking, whether or not containing added sugar or other sweetening matter, homogenised preparations	46.104	196.050	84.334	361.002
20079100	Jams, fruit jellies, marmalades, fruit or nut purée and fruit or nut pastes, obtained by cooking, w.o.n containing added sugar or other sweetening matter, not homogenised preparations, citrus fruit	-	8.665	-	3.694
20079910	Fruit pastes other than of mangoes, pineapples or strawberries	769	33.962	5.454	136.510
20079920	Jams and fruit jellies	4.071	69.893	14.826	76.220
20079990	Fruit pastes of mangoes, pineapples, strawberries, marmalades, fruit or /nut purée and fruit/nut pastes, obtained by cooking, w.o.n containing added sugar/other sweetening matter, not homogenised preparations	292.737	2.785.727	1.057.352	9.892.345
20081110	Ground nuts, roasted	85.428	573.764	280.545	2.020.371
20081120	Peanut butter	25.649	118.534	77.478	349.004
20081190	Ground nuts, otherwise prepared or preserved whether or not containing added sugar or other sweetening matter or spirit, other than roasted and peanut butter	126.517	491.341	413.696	1.791.698
20081910	Cashew nut, including mixture, otherwise prepared or preserved whether or not containing added sugar or other sweetening matter or spirit	8.673	63.131	94.998	687.377
20081991	Nuts, ground-nuts and other seeds, other than ground nut & cashew nut, w.o.n mixed together, w.o.n containing added sugar/other sweetening matter or spirit, not elsewhere specified/included, roasted	20.827	51.380	24.887	103.059
20081999	Nuts, ground-nuts and other seeds, other than ground nut & cashew nut, w.o.n mixed together, w.o.n containing added sugar/other sweetening matter or spirit, not elsewhere specified/included, not roasted	203.749	1.032.731	388.629	2.302.106
20082010	Pineapples, otherwise prepared or preserved, whether or not containing added sugar or other sweetening matter or spirit, not elsewhere specified or included, in airtight containers for retail sale	8	445	1	1.701
20082090	Pineapples, otherwise prepared or preserved, whether or not containing added sugar or other sweetening matter or spirit, not elsewhere specified or included, not in airtight containers for retail sale	19.063.089	108.521.522	20.771.858	122.017.819
20083090	Citrus fruits, otherwise prepared or preserved, not containing added sugar or other sweetening matter or spirit	-	1.787	-	1.599
20085000	Apricots, otherwise prepared or preserved whether or not contain sugar or sweetening matter or spirit	-	8	-	12

Tabel 3 : Ekspor Indonesia menurut Komoditi ( Kode HS 8 digit )

Juli 2023

Kode H S	Uraian golongan barang	Berat bersih (Kg)		Nilai F.O.B. ( U S \$ )	
		Bulan ini	Kumulatif	Bulan ini	Kumulatif
(1)	(2)	(3)	(4)	(5)	(6)
20086090	Cherries, otherwise prepared or preserved, not containing added sugar or other sweetening matter or spirit	32	105	172	770
20089100	Palm hearts, otherwise prepared or preserved whether or not contain sugar or sweetening matter	-	18.720	-	10.858
20089710	Mixtures of stems, roots and other edible parts of plants,not including fruitsor nuts whether or not containing added sugar or other sweetening matter or spirit	9.588	57.630	13.513	89.785
20089720	Mixtures fruit and nuts other than those of subheading 200819, containing added sugar or other sweetening matter or spirit	285.400	3.613.557	382.430	4.484.982
20089790	Mixtures fruit and nuts other than those of subheading 200819, not containing added sugar or other sweetening matter or spirit	-	18.868	-	21.880
20089910	Lychees, otherwise prepared or preserved, whether or not containing added sugar or other sweetening matter or spirit	-	2.700	-	12.865
20089930	Stems, roots and other edible part of plant,not including fruit or nut, otherwise prepared or preserved whether or not contain sugar or sweetening matter	72.060	268.625	74.594	208.708
20089940	Fruit, nuts and other edible parts of plants other than HS code 20089100 to 20089930, otherwise prepared or preserved, not elsewhere specified or included, containing sugar or sweetening matter	17.753	102.065	21.061	117.138
20089990	Fruit, nuts and other edible parts of plants other than HS code 20089100 to 20089930, otherwise prepared or preserved, not elsewhere specified or included, not containing sugar or sweetening matter	1.011.851	7.002.891	1.785.425	12.706.420
20091100	Orange juice, frozen	10.353	10.353	9.817	9.817
20091200	Orange juice, not frozen, of a brix value not exceeding 20	13.440	13.440	4.000	4.000
20091900	Orange juice, not frozen, of a brix value exceeding 20	6.761	124.071	8.303	202.662
20092900	Grapefruit (including pomelo) juice, of a brix value exceeding 20	6.950	47.204	20.552	173.950
20093100	Juice of any other single citrus fruit, of a brix value not exceeding 20	-	75.060	-	146.367
20093900	Juice of any other single citrus fruit, of a brix value exceeding 20	284	6.992	158	31.876
20094100	Pineapple juice, of a brix value not exceeding 20	-	116.112	-	88.966
20094900	Pineapple juice, of a brix value exceeding 21	1.722.439	15.706.471	3.755.007	36.187.931
20095000	Tomato juice	49	49	52	52
20096900	Grape juice (including grape must), of a brix value exceeding 30	488	1.201	422	1.780
20097900	Apple juice, of a brix value exceeding 20	12.570	57.067	29.593	86.219
20098190	Cranberry (vaccinium macrocarpon, vaccinium oxycoccos) juice, lingonberry (vaccinium vitis-idaea) juice, not suitable for infants or young children	-	357	-	558
20098910	Blackcurrant juice	-	16.803	-	18.821
20098920	Coconut water	495.346	1.852.492	291.491	996.652
20098930	Coconut water concentrate	452.290	3.028.270	1.283.787	8.457.199
20098940	Mango juice concentrate	348	1.185	489	1.335
20098999	Juice of any other single fruit, nut or vegetable, other than HS code 20098110 to 20098940, not suitable for infants or young children	640.990	2.581.554	861.264	2.907.592
20099091	Mixtures of juices, not suitable for infants or young children, ready for immediate consumption	21.013	134.717	140.718	462.751
20099099	Mixtures of juices, not suitable for infants or young children, not ready for immediate consumption	7.003	30.293	43.740	180.129
21011111	Instant coffee, in packings of a net weight not less than 20 kg	4.289.908	46.927.183	12.519.934	146.145.451
21011119	Instant coffee, in packings of a net weight more than 20 kg	237.092	852.731	1.726.480	5.208.330
21011190	Extracts, essences and concentrates of coffee, other than instant coffee	198.861	1.399.089	1.266.726	7.867.083
21011210	Mixtures in paste form with a basis of ground roasted coffee, containing vegetable fats	14	25.771	250	124.672

Tabel 3 : Ekspor Indonesia menurut Komoditi ( Kode HS 8 digit )

Juli 2023

Kode H S	Uraian golongan barang	Berat bersih (Kg)		Nilai F.O.B. ( U S \$ )	
		Bulan ini	Kumulatif	Bulan ini	Kumulatif
		(1)	(2)	(3)	(4)
21011291	Coffee preparation with a basis of extracts, essences or concentrate containing added sugar, whether or not containing creamer	12.383.560	57.011.060	38.455.731	178.067.063
21011292	Coffee preparation with a basis of ground roasted coffee containing added sugar, whether or not containing creamer	20.530	116.033	22.709	259.491
21011299	Preparations with a basis of extracts, essences or concentrates or with a basis of coffee, other than HS code 21011210 to 21011292	751.353	4.262.228	2.212.288	12.610.382
21012020	Tea extracts for the manufacture of tea preparations, in powder form	2.008	40.249	7.229	106.144
21012030	Preparations of tea consisting of a mixture of tea, milk powder and sugar	47.354	343.936	210.785	1.310.501
21012090	Extracts, essences and concentrates, of tea or maté, and preparations with a basis of these extracts, essences or concentrates or with a basis of tea or maté, other than HS code 21012020 to 21012030	102.677	768.472	175.596	1.470.678
21013000	Roasted chicory and oth roasted coffee substitutes, and extracts, essences and concentrates thereof	110	105.283	5.458	100.392
21021000	Active yeasts	2.527	43.307	2.719	62.250
21022010	Inactive yeasts, other single-cell micro-organisms, dead, of a kind used in animal feeding	988.500	7.880.015	541.731	3.904.251
21022090	Inactive yeasts, other single-cell micro-organisms, dead, of a kind not used in animal feeding	240	621.557	3.758	277.746
21023000	Prepared baking powders	9.245	85.770	27.372	282.333
21031000	Soya sauce	1.138.379	9.513.554	1.724.085	14.411.214
21032000	Tomato ketchup and oth tomato sauces	76.951	870.274	81.073	985.151
21033000	Mustard flour and meal and prepared mustard	21.008	103.051	67.842	270.339
21039011	Chilli sauce	825.651	5.092.448	2.594.601	10.819.033
21039012	Fish sauce	-	25	-	51
21039013	Sauces other than chilli sauce or fish sauce	140.417	757.460	360.418	2.150.516
21039019	Sauces and preparations therefor, other than HS code 21039011 to 21039013	3.170.908	24.119.121	13.149.963	114.182.643
21039021	Shrimp paste including belachan (blachan)	175.456	1.768.620	230.680	2.247.943
21039029	Mixed condiments and mixed seasonings, other than shrimp paste	83.435	1.074.791	406.987	4.582.006
21041019	Soups and broths and preparations therefor, containing meat, not suitable for infants or young children	2.948	20.961	10.954	64.694
21041099	Soups and broths and preparations therefor, not containing meat, not suitable for infants or young children	22.910	197.353	70.440	584.559
21042019	Homogenised composite food preparation, containing meat, not suitable for infants or young children	-	94	-	136
21042099	Homogenised composite food preparation, not containing meat, not suitable for infants or young children	-	19.492	-	58.196
21050000	Ice cream and other edible ice, whether or not containing cocoa	3.523.157	27.118.059	6.359.174	46.418.427
21061000	Protein concentrates and textured protein substances	216	9.296	1.914	55.733
21069011	Dried bean curd and dried bean curd stick	20.350	73.120	61.720	219.957
21069012	Fresh soybean curd (tofu)	4.278	17.844	14.843	64.518
21069019	Beancurd, other than dried bean curd, dried bean curd stick, fresh soybean curd (tofu)	307.421	985.230	420.993	1.320.047
21069020	Powdered alcohol	-	181	-	515
21069030	Non-dairy creamer	3.051.433	20.601.901	5.840.241	40.903.566
21069041	Autolysed yeast extracts, in powder form	6.149	36.596	42.545	214.685
21069049	Autolysed yeast extracts, other than in powder form	184.821	1.644.504	290.944	1.790.293
21069053	Non-alcoholic preparations of a kind used for the making or for the manufacture of beverages, ginseng based products	539	24.762	1.792	62.012
21069054	Non-alcoholic preparations of a kind used for the making or for the manufacture of beverages, other preparations of a kind used as raw material for the manufacture of composite concentrates	2.886.610	15.184.061	4.669.837	24.482.290

Tabel 3 : Ekspor Indonesia menurut Komoditi ( Kode HS 8 digit )

Juli 2023

Kode H S	Uraian golongan barang	Berat bersih (Kg)		Nilai F.O.B. ( U S \$ )	
		Bulan ini	Kumulatif	Bulan ini	Kumulatif
(1)	(2)	(3)	(4)	(5)	(6)
21069055	Non-alcoholic preparations of a kind used for the making or for the manufacture of beverages, composite concentrates for simple dilution with water to make beverages	160.745	19.198.677	1.098.092	40.258.514
21069059	Non-alcoholic preparations of a kind used for the making or for the manufacture of beverages, other than HS code 21069053 to 21069055	355.116	2.018.321	1.397.509	7.719.779
21069062	Preparations of a kind used as raw material for the manufacture of alcoholic beverage, in other form	-	12.841	-	51.875
21069067	Alcoholic preparations, of a kind used for the manufacture of alcoholic beverages, in other forms	-	8	-	6
21069069	Alcoholic preparations of a kind used for the making or for the manufacture of beverages, other than HS code 21069061-21069067	6	23	24	30
21069071	Food supplements based on ginseng	-	630	-	14.400
21069072	Food supplements, other than based on ginseng	322.022	2.378.350	5.035.761	33.491.338
21069073	Fortificant premixes	-	101	-	82
21069081	Food preparations for lactase deficient infants or young children	6.194	43.928	53.464	371.623
21069089	Food preparations for use by infants or young children, other than preparations for lactase deficient infants or young children	9.629	75.242	41.675	340.921
21069091	Food preparation, mixtures of chemicals with foodstuffs or other substances with nutritive value, of a kind used for food processing	141.008	833.999	539.002	2.855.557
21069092	Flavoured or coloured syrups	87.422	683.513	104.074	633.712
21069093	Coconut milk, whether or not powdered	11.392.120	80.760.146	16.615.156	116.832.326
21069095	Seri kaya	1.030	5.706	5.100	27.163
21069096	Other medical foods	89.600	477.628	957.325	5.072.209
21069097	Tempeh	66.134	432.347	221.139	1.394.923
21069098	Other flavouring preparations	546.404	2.704.528	3.436.664	17.842.604
21069099	Food preparations not elsewhere specified or included, other than HS code 21061000 to 21069098	9.588.584	33.923.032	15.772.209	61.937.536
22011010	Mineral waters	10.159.733	58.148.034	1.850.254	8.173.795
22011020	Aerated waters	14.402	70.098	14.786	27.897
22019010	Ice and snow	-	30	-	80
22019090	Waters, not containing added sugar or other sweetening matter nor flavoured, other than mineral waters, aerated waters, ice and snow	3.335	29.691	10.249	17.770
22021020	Energy drink whether or not aerated	87.765	376.615	100.751	217.148
22021030	Other sparkling mineral waters or aerated waters, flavoured	246.122	3.107.798	196.444	2.099.315
22021090	Waters, containing added sugar or other sweetening matter or flavoured, other than HS code 22021020 to 22021030	1.204.054	16.628.103	1.152.291	13.031.503
22029100	Non-alcoholic beer	590	5.423	6.000	40.673
22029910	Flavoured uht milk based drinks	216.815	1.316.101	228.600	1.625.536
22029920	Soya milk drinks	-	2.567	-	1.704
22029930	Coconut water based drinks	670.382	3.786.025	518.240	2.948.155
22029940	Coffee based drinks or coffee flavoured drinks	155.546	6.209.490	146.440	5.993.270
22029950	Non-aerated beverages ready for immediate consumption without dilution, other than hs 2202.91.00-2202.99.40	6.197.323	33.220.177	3.327.324	17.248.103
22029990	Other non-alcoholic beverages, not including fruit, nut or vegetable juices of heading 2009	1.274.453	9.245.954	997.559	16.961.087
22030011	Stout or porter, of an alcoholic strength by volume not exceeding 5.8 % vol	4	12	34	45
22030019	Stout or porter, of an alcoholic strength by volume exceeding 5.8 % vol	69.566	357.038	88.638	441.636
22030091	Beer made from malt other than stout or porter, including ale, of an alcoholic strength by volume not exceeding 5.8 % vol	69.300	195.528	31.208	96.547
22030099	Beer made from malt other than stout or porter, including ale, of an alcoholic strength by volume exceeding 5.8 % vol	527.912	5.729.879	403.561	4.498.809
22041000	Sparkling wine	11.995	29.975	56.220	174.626

Tabel 3 : Ekspor Indonesia menurut Komoditi ( Kode HS 8 digit )

Juli 2023

Kode H S	Uraian golongan barang	Berat bersih (Kg)		Nilai F.O.B. ( U S \$ )	
		Bulan ini	Kumulatif	Bulan ini	Kumulatif
(1)	(2)	(3)	(4)	(5)	(6)
22042111	Wine, of an alcoholic strength by volume not exceeding 15 % vol, in container holding 2 l or less	261	410	656.321	658.420
22042122	Grape must with fermentation prevented or arrested by the addition, of an alcoholic strength by volume exceeding 15 % vol, in containers holding 2 l or less	-	29	-	17
22042911	Wine, of an alcoholic strength by volume not exceeding 15 % vol, in containers holding more than 10 l	2	2	15	15
22042922	Grape must with fermentation prevented or arrested by the addition, of an alcoholic strength by volume exceeding 15 % vol, in container holding>10 l	-	2.700	-	13.219
22060010	Cider or perry	-	27.060	-	29.267
22060039	Coconut palm toddy, other than in container holding 2 l or less	-	3.218	-	1.105
22060050	Mead	-	1	-	35
22060060	Wines obtained by the fermentation of vegetables juices or of fruit juices, other than juice of fresh grapes	-	8	-	104
22060099	Other fermented beverages, mixtures of fermented beverages and mixtures of fermented beverages and non-alcoholic beverages, not elsewhere specified or included, other than HS code 22060010 to 22010091	0	40	1	79
22071000	Undenatured ethyl alcohol of an alcoholic strength by volume of 80 % vol or higher	6.419.023	26.731.732	7.162.802	31.123.848
22072011	Denatured ethyl alcohol of an alcoholic strength by volume exceeding 99 % vol	-	15.600	-	28.454
22072019	Denatured ethyl alcohol of an alcoholic strength by volume not exceeding 99 % vol	-	144.651	-	225.231
22082050	Brandy	4	4	132	132
22082090	Spirits obtained by distilling grape wine or grape marc, other than brandy	-	123.202	-	323.015
22083090	Whiskies, other than in containers holding more than 5 l	2	203	78	624
22084000	Rum and other spirits obtained by distilling fermented sugar- cane products	-	123	-	685
22085000	Gin and geneva	16.815	51.076	53.531	180.235
22086000	Vodka	33.658	57.696	123.411	195.471
22087010	Liqueurs and cordials, of an alcoholic strength by volume not exceeding 57 % vol	2	2	23	23
22087090	Liqueurs and cordials, of an alcoholic strength by volume exceeding 57 % vol	-	17	-	35
22089030	Other samsu other than medicated samsu of an alcoholic strength by volume not exceeding 40 % vol	-	1.240	-	6.127
22089050	Arrack or pineapple spirit of an alcoholic strength by volume not exceeding 40 % vol	-	570	-	2.668
22089099	Undenatured ethyl alcohol of an alcoholic strength by volume of less than 80 % vol other than HS code 22082050 to 22089091, other than of an alcoholic strength by volume not exceeding 114 % vol	77.788	189.739	205.680	574.306
22090000	Vinegar and substitutes for vinegar obtained from acetic acid	9.074	81.584	21.403	383.813
23011000	Flours, meals and pellets, of meat or meat offal, greaves	930	1.008	2.691	3.912
23012010	Flours, meals and pellets of fish, with a protein content of less than 60% by weight	20.000	1.796.400	25.400	1.926.835
23012020	Flours, meals and pellets of fish, with a protein content of 60% or more by weight	1.229.360	6.796.310	1.546.358	8.349.970
23012090	Flours, meals and pellets, of crustaceans or molluscs or other aquatic invertebrates	368.941	1.928.778	352.959	1.576.882
23021000	Bran, sharps and other residues, whether or not in the form of pellets, derived from the sifting, milling or other working, of maize (corn)	1.017.720	4.792.485	197.206	930.767
23023010	Bran and pollard, whether or not in the form of pellets, derived from the sifting, milling or other working of wheat	30.020.260	331.459.704	8.529.274	101.238.310

Tabel 3 : Ekspor Indonesia menurut Komoditi ( Kode HS 8 digit )

Juli 2023

Kode H S	Uraian golongan barang	Berat bersih (Kg)		Nilai F.O.B. ( U S \$ )	
		Bulan ini	Kumulatif	Bulan ini	Kumulatif
(1)	(2)	(3)	(4)	(5)	(6)
23023090	Sharps and other residues, whether or not in the form of pellets, derived from the sifting, milling or other working of wheat, other than bran and pollard	13.715.500	95.742.001	3.662.279	27.574.352
23024010	Sharps and other residues, of rice, whether or not in the form of pellets, derived from the sifting, milling or other working	57.000	150.040	24.896	56.360
23024090	Sharps and other residues of other cereal other than of rice, whether or not in the form of pellet, derived from the sifting, milling or other working of cereal	52.075	336.166	15.158	107.732
23031010	Residues of starch manufacture and similar residues, of manioc (cassava) or sago	76.000	420.500	19.000	105.125
23031090	Residues of starch manufacture and similar residues, other than of manioc (cassava) or sago	855.000	1.722.603	407.614	786.613
23032000	Beet-pulp, bagasse and other waste of sugar manufacture	370.700	3.062.590	95.930	800.106
23033000	Brewing or distilling dregs and waste	41.480	276.440	9.460	65.856
23040090	Oil-cake and other solid residues, whether or not ground or in the form of pellets, resulting from the extraction of soya- bean oil, other than defatted soya-bean flour and soya-bean meal	2	66	8	602
23050000	Oil-cake and other solid residues, whether or not ground or in the form of pellets, resulting from the extraction of ground-nut oil	-	2.400	-	3.960
23061000	Oil-cake and other solid residues, of cotton seeds, whether/not ground/in the form of pellets, resulting from the extraction of vegetable/microbial fats/oils, other than those of heading 2304 or 2305	-	120.000	-	50.800
23064920	Oil-cake & oth solid residues, of other colza seeds, w.o.n ground/in the form of pellets, resulting from the extraction of vegetable/microbial fats/oils, oth than those of heading 2304 / 2305	-	25	-	63
23065000	Oil-cake and oth solid residues, of coconut or copra, whether/not ground/in the form of pellets, resulting from the extraction of vegetable/microbial fats/oils, oth than those of heading 2304 or 2305	19.815.349	174.910.815	4.359.822	37.984.305
23066010	Oil-cake & oth solid residues, of palm nuts or kernels, resulting from the extraction of vegetable/microbial fats/oils, oth than those of heading 2304 / 2305, ground or in the form of pellets	236.886.170	1.218.455.062	33.206.190	192.151.618
23066090	Oil-cake & oth solid residues, of palm nuts or kernels, resulting from the extraction of vegetable/microbial fats/oils, oth than those of heading 2304 / 2305, other than ground/in the form of pellets	302.331.981	1.621.021.086	43.419.659	262.258.591
23069010	Oil-cake & oth solid residues, of maize(corn) germ, w.o.n ground/in the form of pellets, resulting from the extraction of vegetable/microbial fats/oils, oth than those of heading 2304 / 2305	579.688	4.037.856	85.968	605.124
23069090	Oil-cake & oth solid residues, w.o.n ground/in the form of pellets, resulting from the extraction of vegetable/microbial fats/oils, oth than those of heading 2304 / 2305, other than HS code 23061000 to 23069010	199.004.228	1.007.047.868	139.164.463	746.975.795
23070000	Wine lees, argol	-	46	-	37
23080000	Vegetable materials and waste,vegetable residues, whether or not in pellets form, used in animal feeding, not else specified	2.027.803	35.853.961	480.843	8.923.176
23091010	Dog or cat food, put up for retail sale, containing meat	-	7.969	-	5.574
23091090	Dog or cat food, put up for retail sale, not containing meat	343.245	1.998.080	540.875	3.091.538
23099011	Complete feed of a kind suitable for poultry	636.123	5.258.055	524.697	5.884.161
23099012	Complete feed of a kind suitable for swine	10.260.082	68.065.857	7.391.736	47.468.072
23099013	Complete feed of a kind suitable for prawns	-	19.175	-	19.651
23099019	Complete feed of a kind suitable for animal other than poultry,swine,prawns,primates	102.775	394.467	181.066	638.079
23099020	Premixes, feed supplements or feed additives	800.002	5.211.471	811.186	4.944.133

Tabel 3 : Ekspor Indonesia menurut Komoditi ( Kode HS 8 digit )

Juli 2023

Kode H S	Uraian golongan barang	Berat bersih (Kg)		Nilai F.O.B. ( U S \$ )	
		Bulan ini	Kumulatif	Bulan ini	Kumulatif
(1)	(2)	(3)	(4)	(5)	(6)
23099090	Preparations of a kind used in animal feeding, other than HS code 23091010 to 23099020	589.936	1.088.939	433.227	853.181
24011050	Tobacco, not stemmed/stripped, flue-cured, other than virginia and burley type	78.936	322.034	1.945.232	4.702.408
24011090	Tobacco, not stemmed/stripped, other than flue-cured, virginia and burley type	655.008	3.225.045	7.180.872	34.338.161
24012010	Tobacco, partly or wholly stemmed/stripped, virginia type, flue-cured	11	3.918.160	105	24.033.641
24012020	Tobacco, partly or wholly stemmed/stripped, virginia type, other than flue-cured	-	465.308	-	1.675.110
24012030	Tobacco, partly or wholly stemmed/stripped, oriental type	-	345.600	-	1.192.320
24012040	Tobacco, partly or wholly stemmed/stripped, burley type	-	59.400	-	237.600
24012050	Tobacco, partly or wholly stemmed/stripped, flue-cured, other than virginia, oriental, and burley type	278.611	632.203	7.790.452	10.712.040
24012090	Tobacco, partly or wholly stemmed/stripped, other than flue-cured, virginia, oriental, and burley type	1.129.089	7.123.173	7.887.024	43.119.058
24013010	Tobacco stems	119.128	1.189.542	27.687	1.433.681
24013090	Tobacco refuse, other than tobacco stems	21.600	122.911	312.792	2.127.216
24021000	Cigars, cheroots and cigarillos, containing tobacco	229.277	1.467.773	5.848.954	34.401.296
24022010	Cigarettes containing tobacco, beedies	4.228	19.304	67.217	316.154
24022020	Cigarettes containing tobacco, clove cigarettes	1.202.971	6.862.603	19.142.706	111.097.166
24022090	Cigarettes containing tobacco, other than beedies and clove cigarettes	9.322.740	56.116.284	79.847.851	493.299.113
24029010	Cigars, cheroots and cigarillos of tobacco substitutes	-	5	-	20
24029020	Cigarettes of tobacco substitutes	2.400	16.225	65.000	337.314
24031190	Water pipe tobacco specified in subheading note 1 to this chapter, other than packed for retail sale	6.752	21.342	20.423	86.970
24031911	Ang hoon, packed for retail sale	-	6.560	-	58.371
24031919	Smoking tobacco, w.o.n containing tobacco substitutes in any proportion, packed for retail sale, other than ang hoon and water pipe tobacco	28.718	180.029	613.759	3.560.538
24031920	Manufactured tobacco for the manufacture of cigarettes, other than ang hoon and water pipe tobacco	447.765	2.958.420	3.545.399	23.687.964
24031999	Smoking tobacco, w.o.n containing tobacco substitutes in any proportion, packed not for retail sale, other than ang hoon and water pipe tobacco	96.633	560.543	1.412.175	9.906.210
24039110	"homogenised" or "reconstituted tobacco", packed for retail sale	159	2.936	47.975	567.791
24039190	"homogenised" or "reconstituted tobacco", other than packed for retail sale	34.999	417.480	554.045	5.163.225
24039910	Tobacco extracts and essences	-	272	-	69.790
24039930	Manufactured tobacco substitutes	-	440	-	4.200
24039940	Snuff, whether or not dry	-	102	-	155
24039950	Chewing and sucking tobacco	-	22.917	-	19.245
24039990	Manufactured tobacco and manufactured tobacco substitutes, other than HS code 24031110 to 24039950	183.964	1.195.019	1.825.356	11.103.487
24041100	Products intended for inhalation without combustion, containing tobacco or reconstituted tobacco	36.760	396.163	827.138	8.894.888
24041210	E-cigarette liquid or gel	167.104	1.382.054	22.799.833	174.767.238
24041290	Products intended for inhalation without combustion, containing nicotine, other than e-cigarette liquid or gel	626	1.799	71	237
24041910	Products intended for inhalation without combustion, containing tobacco substitutes	-	669	-	81.833
24049190	Products intended for inhalation without combustion, for oral application, other than nicotine chewing gum	-	77	-	1.200
25010010	Table salt	3.200	91.837	1.984	51.523
25010020	Unprocessed rock salt	-	2.500	-	1.056
25010050	Sea water	3.619	7.314	2.710	5.793
25010091	Salt with sodium chloride content more than 60 % but less than 97%, calculated on a dry basis, fortified with iodine	-	125.294	-	313.328
25010093	Salt with sodium chloride content 97 % or more, calculated on a dry basis	2.000	17.358	1.500	13.033



Tabel 3 : Ekspor Indonesia menurut Komoditi ( Kode HS 8 digit )

Juli 2023

Kode H S	Uraian golongan barang	Berat bersih (Kg)		Nilai F.O.B. ( U S \$ )	
		Bulan ini	Kumulatif	Bulan ini	Kumulatif
(1)	(2)	(3)	(4)	(5)	(6)
25010099	Salt (including table salt and denatured salt) and pure sodium chloride, w.o.n in aqueous solution or containing added anti-caking or free-flowing agents other than HS code 25010010 to 25010093	375	1.817	328	23.803
25020000	Unroasted iron pyrites	-	592	-	535
25030000	Sulphur of all kinds, other than sublimed sulphur, precipitated sulphur and colloidal sulphur	28.032	112.736	21.852	105.355
25041000	Natural graphite, in powder or in flakes	-	5	-	10
25051000	Silica sands and quartz sands	255.920.000	829.370.105	6.230.000	20.112.954
25059000	Natural sands of all kinds, whether or not coloured, other than metal-bearing sands of chapter 26, other than silica sands and quartz sands	-	558	-	9
25062000	Quartzite	-	16	-	6
25070000	Kaolin and other kaolinic clays, whether or not calcined	23.514.120	119.139.763	1.233.672	7.505.599
25090000	Chalk	82	928	673	8.490
25131000	Pumice stone	14.240.499	80.900.580	1.092.261	5.281.073
25132000	Emery, natural corundum, natural garnet and other natural abrasives	-	1.066.116	-	102.624
25140000	Slate, whether or not roughly trimmed or merely cut, by sawing or otherwise, into blocks or slabs of a rectangular (including square) shape	44.500	723.073	13.320	132.865
25151210	Marble and travertine, merely cut, by sawing or otherwise, into blocks of a rectangular (including square) shape	1.358.157	8.546.404	161.955	1.052.050
25152000	Ecaussine and other calcareous monumental or building stone, alabaster	-	6.160	-	2.839
25162010	Sandstone, crude or roughly trimmed	90	48.136	369	5.915
25162020	Sandstone, merely cut, by sawing or otherwise, into blocks or slabs of a rectangular (including square) shape	22.294	217.068	5.683	52.187
25169000	Porphyry, basalt, and other monumental or building stone, other than HS code 25161100 to 25162020	287.158	1.319.308	85.721	365.479
25171000	Pebbles, gravel, broken or crushed stone, of a kind commonly used for concrete aggregates, for road metalling or for railway or other ballast, shingle and flint, whether or not heat-treated	727.113.241	4.160.571.698	5.086.031	29.178.933
25172000	Macadam of slag, dross or similar industrial waste, whether or not incorporating the materials cited in subheading 251710	-	21.500	-	4.300
25173000	Tarred macadam	-	1.000	-	67
25174100	Granules, chippings and powder, of marble , whether or not heat-treated	1.899	11.358	14.784	23.466
25174900	Granules, chippings and powder, of stones of heading 2515 or 2516, other than marble, whether or not heat-treated	982.217	5.546.783	134.570	829.597
25181000	Dolomite, not calcined or sintered, including roughly trimmed or merely cut, by sawing or otherwise, into blocks or slabs of a rectangular (including square) shape	2	44.027	50	4.416
25182000	Calcined or sintered dolomite, including roughly trimmed or merely cut, by sawing or otherwise, into blocks or slabs of a rectangular (including square) shape	20.002	74.009	1.081	2.299
25191000	Natural magnesium carbonate (magnesite)	468.300	1.070.580	257.565	588.819
25199090	Magnesium oxide, whether or not pure, other than fused magnesia, dead-burned (sintered) magnesia	-	2.205	-	3.027
25201000	Gypsum, anhydrite	-	534	-	1.127
25202010	Plasters, of a kind suitable for use in dentistry	-	16	-	9
25202090	Plasters, not of a kind suitable for use in dentistry	126.288	1.368.237	12.479	178.965
25210000	Limestone flux, limestone and other calcareous stone, of a kind used for the manufacture of lime or cement	-	60	-	1
25223000	Hydraulic lime	-	3	-	3
25231010	Cement clinkers, of a kind used in the manufacture of white cement	173.439.709	752.920.308	6.163.071	28.044.439
25231090	Cement clinkers, not of a kind used in the manufacture of white cement	845.829.536	4.964.508.896	28.883.984	178.721.754

Tabel 3 : Ekspor Indonesia menurut Komoditi ( Kode HS 8 digit )

Juli 2023

Kode H S	Uraian golongan barang	Berat bersih (Kg)		Nilai F.O.B. ( U S \$ )	
		Bulan ini	Kumulatif	Bulan ini	Kumulatif
(1)	(2)	(3)	(4)	(5)	(6)
25232100	Portland cement, white cement, whether or not artificially coloured	1.928.314	15.907.329	249.703	2.042.933
25232910	Portland cement, coloured cement	45.559.555	295.614.048	1.990.688	12.371.647
25232990	Portland cement, other than white cement and coloured cement	69.064.819	459.024.349	3.520.609	22.435.031
25233000	Aluminous cement	-	4.200	-	6.090
25239000	Slag cement, supersulphate cement and similar hydraulic cements, whether or not coloured or in the form of clinkers	16.147.050	55.053.609	775.041	3.038.722
25252000	Mica powder	-	71	-	710
25262010	Natural steatite, whether or not roughly trimmed or merely cut, by sawing or otherwise, into blocks or slabs of a rectangular (including square) shape, talc powder	6.412	22.049	4.250	20.972
25262090	Natural steatite, whether or not roughly trimmed or merely cut, by sawing or otherwise, into blocks or slabs of a rectangular (including square) shape, crushed	-	1.642	-	4.898
25291010	Potash feldspar, soda feldspar	84.074	929.674	53.124	398.205
25291090	Feldspar, other than potash and soda feldspar	-	40	-	20
25292200	Fluorspar, containing by weight more than 97 % of calcium fluoride	-	10.658	-	6.945
25293000	Leucite, nepheline and nepheline syenite	-	2.000	-	1.920
25302010	Kieserite	-	3.908.000	-	194.659
25309010	Micronized zircon sand (zirconium silicate) of a kind used as an opacifier	382.000	2.852.000	860.325	6.637.245
25309090	Mineral substances, other than HS code 25301000 to 25309010	5.175.685	75.095.136	172.111	2.042.347
26011190	Iron ores and concentrates, other than roasted iron pyrites, non-agglomerated, other than haematite and concentrates	-	356.030.000	-	6.572.453
26011290	Iron ores and concentrates, other than roasted iron pyrites, agglomerated, other than haematite and concentrates	-	229.488.000	-	24.055.050
26030000	Copper ores and concentrates	125.366.870	1.301.403.243	332.808.303	3.616.690.439
26060000	Aluminium ores and concentrates	-	1.921.432.750	-	68.118.091
26070000	Lead ores and concentrates	-	7.653.090	-	11.032.936
26080000	Zinc ores and concentrates	-	18.726.030	-	17.593.098
26090000	Tin ores and concentrates	-	91	-	20
26151000	Zirconium ores and concentrates	8.408.000	48.707.552	15.229.488	91.988.319
26169000	Precious metal ores and concentrates, other than silver ores	28.257	29.066	2.844	3.661
26180000	Granulated slag (slag sand) from the manufacture of iron or steel	123.253.000	754.569.704	1.232.530	9.337.620
26190000	Slag, dross (other than granulated slag), scalings and other waste from the manufacture of iron or steel	23.978.000	47.478.000	1.894.262	3.539.262
26201100	Slag, ash and residues (other than from the manufacture of iron or steel), containing mainly zinc, hard zinc spelter	-	185.300	-	405.697
26201900	Slag, ash and residues (other than from the manufacture of iron or steel), containing mainly zinc, other than hard zinc spelter	2.534.125	29.194.135	2.541.804	30.175.934
26203000	Slag, ash and residues (other than from the manufacture of iron or steel), containing mainly copper	-	215.470	-	203.146
26204000	Slag, ash and residues (other than from the manufacture of iron or steel), containing mainly aluminium	64.950	349.910	74.226	395.736
26209910	Slag and hardhead of tin	-	10	-	5
26209990	Slag, ash and residues other than HS code 26201100 to 26209910	37.870	466.440	21.645	1.886.529
26219010	Crude potassium salts obtained in the sugar industry from residues of beet molasses	-	11	-	26
26219090	Other slag and ash, including seaweed ash (kelp) not elsewhere classified in chapter 26, other than crude potassium salts obtained in the sugar industry from residues of beet molasses	60.000	874.201	19.050	222.781
27011100	Anthracite, whether or not pulverised, but not agglomerated	-	170.981.000	-	34.885.137
27011210	Bituminous coal, whether or not pulverised, but not agglomerated, coking coal	2.366.856.000	11.668.638.000	356.988.411	2.231.509.464

Tabel 3 : Ekspor Indonesia menurut Komoditi ( Kode HS 8 digit )

Juli 2023

Kode H S	Uraian golongan barang	Berat bersih (Kg)		Nilai F.O.B. ( U S \$ )	
		Bulan ini	Kumulatif	Bulan ini	Kumulatif
(1)	(2)	(3)	(4)	(5)	(6)
27011290	Bituminous coal, whether or not pulverised, but not agglomerated, other than coking coal	3.734.080.000	25.363.793.651	350.737.191	3.819.653.696
27011900	Coal, whether or not pulverised, but not agglomerated, other than antracite and bituminous	26.163.759.494	176.630.146.691	1.847.303.587	15.579.206.358
27021000	Lignite, whether or not pulverised, but not agglomerated	10.427.097.085	78.505.416.292	511.690.385	5.061.679.110
27022000	Agglomerated lignite	425.964.000	1.698.801.000	23.171.229	117.616.913
27040010	Coke and semi-coke of coal	131.900.274	514.814.469	38.578.456	179.516.399
27060000	Tar distilled from coal, from lignite or from peat, and other mineral tars, whether or not dehydrated or partially distilled, including reconstituted tars	10.799.288	51.066.643	4.853.510	23.573.526
27071000	Benzol (benzene)	10.927.845	21.785.366	5.994.247	12.778.884
27074000	Naphthalene	18.000	840.360	11.027	527.363
27079910	Oils and other products of the distillation of high temperature coal tar, carbon black feedstock	-	38.011.483	-	12.881.767
27079990	Oils and other products of the distillation of high temperature coal tar, other than HS code 27071000 to 27079010	16.391.194	103.685.397	10.790.025	73.652.937
27081000	Pitch, obtained from coal tar or from other mineral tars	821.692	3.687.873	180.772	811.331
27090010	Crude petroleum oils	158.797.875	1.421.792.584	88.755.245	841.495.934
27090020	Condensates	43.017.471	248.195.252	22.103.525	146.242.966
27090090	Petroleum oils obtained from bituminous minerals other than crude petroleum oils and condensates	25	208	100	340
27101223	Motor spirit, unleaded, of RON 97 and above, blended other than ethanol	-	527	-	765
27101224	Motor spirit, unleaded, of RON 90 and above but below RON 97, unblended	44.942.312	86.502.713	38.813.610	74.725.692
27101226	Motor spirit, unleaded, of RON 90 and above but below RON 97, blended other than ethanol	-	67.858.632	-	57.503.784
27101229	Motor spirit, unleaded, of below RON 90, blended other than ethanol	-	193.442.183	-	156.924.400
27101240	Tetrapropylene	-	2	-	62
27101260	Low aromatic solvents containing by weight less than 1 % aromatic content	-	27	-	10
27101280	Naphtha, reformates and other preparations of a kind used for blending into motor spirits	-	90.931.993	-	71.366.462
27101292	Petroleum spirit, having a flash point of less than 23°C	-	18	-	2.000
27101299	Petroleum spirit, having a flash point of more than 23°C	-	93	-	45
27101920	Topped crudes	-	1.020	-	6.921
27101930	Carbon black feedstock	8.599.552	8.619.598	4.471.767	4.524.961
27101941	Lubricating oil feedstock	8.993.432	100.455.602	10.802.005	115.884.938
27101942	Lubricating oils for aircraft engines	2	77.120	0	30.984
27101944	Lubricating greases	76.628	368.411	225.674	941.031
27101946	Lubricating oils other than HS 27101941 to 27101946	1.494.204	17.767.087	3.581.049	34.007.333
27101950	Hydraulic brake fluid	756	7.880	1.307	21.292
27101960	Transformer and circuit breakers oils	59.400	446.809	98.221	2.244.915
27101971	Automotive diesel fuel	122.014.780	460.933.166	94.194.760	359.419.656
27101979	Fuel oils	261.001.192	2.772.759.754	143.027.299	1.445.901.522
27101981	Aviation turbine fuel (jet fuel) having a flash point of 23°C or more	118.580	863.380	101.786	795.048
27101989	Other medium oils and preparations	-	95	-	167
27101990	Petroleum oil&oil obtain from bituminous mineral oth than crude&preparation n.e.s/incl,cont by weight ≥70% of oils mention before, these oils being the basic constituents of the preparations, not cont biodiesel&oth than waste oils, oth than hs 27101211-27101989	28.653.323	165.944.274	17.283.417	107.780.132
27102000	Petroleum oil&oil obtain from bituminous mineral oth than crude&preparations n.e.s/incl, cont by weight≥70% of oil mention before,these oil being the basic constituent of the preparation, cont biodiesel, oth than waste oil	1	179	1	169
27109900	Waste oils, other than containing polychlorinated biphenyls (PCBs), polychlorinated terphenyls (PCTs) or polybrominated biphenyls (PBBs)	8.466	17.122	23.604	50.300

Tabel 3 : Ekspor Indonesia menurut Komoditi ( Kode HS 8 digit )

Juli 2023

Kode H S	Uraian golongan barang	Berat bersih (Kg)		Nilai F.O.B. ( U S \$ )	
		Bulan ini	Kumulatif	Bulan ini	Kumulatif
		(1)	(2)	(3)	(4)
27111100	Liquefied, natural gas	1.062.717.975	6.705.833.146	559.822.566	3.923.289.003
27111410	Liquefied, butanes	-	20	-	5
27111490	Liquefied, propylene, butylene and butadiene	1.900.210	1.901.610	1.185.600	1.186.200
27111900	Petroleum gases and other gaseous hydrocarbons, other than HS code 217111100 to 27111300	31.100	108.500	28.772	108.961
27112190	Natural gas, in gaseous state, other than of a kind used as a motor fuel	319.641.000	2.289.037.000	191.879.135	1.205.987.282
27112900	Petroleum gases and other gaseous hydrocarbons, in gaseous state , other than natural gas	-	146	-	194
27121000	Petroleum jelly	46.620	101.490	96.161	211.171
27122000	Paraffin wax containing by weight less than 0.75 % of oil	38	5.382	361	15.525
27129010	Paraffin wax containing by weight more than 0.75 % of oil	351.432	2.356.679	340.055	2.279.569
27129090	Microcrystalline petroleum wax, slack wax, ozokerite, lignite wax, peat wax, other mineral waxes, and similar products obtained by synthesis or by other processes, whether or not coloured	1.272.987	5.749.627	1.248.485	5.803.143
27131100	Petroleum coke, not calcined	-	133.928.127	-	51.428.686
27131200	Petroleum coke, calcined	465.671	39.400.968	451.642	34.541.960
27132000	Petroleum bitumen	-	3.335.001	-	1.735.245
27139000	Other residues of petroleum oils or of oils obtained from bituminous minerals, other than petroleum coke and petroleum bitumen	96.438.768	840.206.823	48.266.452	420.001.029
27141000	Bituminous or oil shale and tar sands	-	1	-	3
27149000	Bitumen and asphalt, natural, asphaltites and asphaltic rocks	79.150.005	80.135.093	2.374.535	2.537.548
27150090	Bituminous mixtures based on natural asphalt, on natural bitumen, on petroleum bitumen, on mineral tar/on mineral tar pitch (example, bituminous mastics, cut- backs), oth than polyurethane tar coatings	2	101	146	1.061
28011000	Chlorine	1.525	3.959	2.812	5.560
28012000	Iodine	0	0	341	341
28020000	Sulphur, sublimed or precipitated, colloidal sulphur	7	42.000	3	37.098
28030020	Acetylene black	-	55	-	26
28030041	Carbon blacks of a kind used for rubber processing, other than acetylene black	1.758.250	7.078.110	2.354.610	10.000.674
28030049	Carbon blacks not of a kind used for rubber processing, other than acetylene black	125	465	2.127	4.670
28030090	Carbon (carbon blacks and other forms of carbon not elsewhere specified or included), other than acetylene black and carbon blacks	879	4.268	5.416	26.646
28041000	Hydrogen	30.060	140.021	6.046	29.735
28042100	Rare gases, argon	19.495	749.673	10.786	341.381
28042900	Rare gases, other than argon	43.400	123.852	91.000	1.208.155
28043000	Nitrogen	975	2.046.151	500	244.101
28044000	Oxygen	32.470	540.551	3.352	57.895
28046100	Silicon, containing by weight not less than 9999 % of silicon	-	20	-	519
28046900	Silicon, other than containing by weight not less than 9999 % of silicon	8.820	17.622	15.554	26.807
28047000	Phosphorus	-	0	-	1
28051100	Alkali or alkaline-earth metals, sodium	-	252	-	2.960
28051200	Alkali or alkaline-earth metals, calcium	-	3	-	18
28051900	Alkali or alkaline-earth metals, other than sodium and calcium	-	25	-	5
28054000	Mercury	-	4.820	-	70
28062000	Chlorosulphuric acid	50	50	17	17
28080000	Nitric acid, sulphonitric acids	-	20	-	56
28092032	Food grade, phosphoric acid	-	44.600.260	-	21.867.091
28100020	Boric acids	250	251	528	553
28111100	Hydrogen fluoride (hydrofluoric acid)	3	303	25	166
28111910	Arsenic acid	-	1.400	-	6.720
28111920	Aminosulphonic acid (sulphamic acid)	1.006.620	4.976.106	647.893	3.759.396

Tabel 3 : Ekspor Indonesia menurut Komoditi ( Kode HS 8 digit )

Juli 2023

Kode H S	Uraian golongan barang	Berat bersih (Kg)		Nilai F.O.B. ( U S \$ )	
		Bulan ini	Kumulatif	Bulan ini	Kumulatif
		(1)	(2)	(3)	(4)
28111990	Other inorganic acids, other than HS code 28111100 to 28111920	3	18	2	37
28112100	Carbon dioxide	1	116.745	60	17.697
28112210	Silicon dioxide, in powder form	937.395	5.492.144	1.596.150	9.940.322
28112290	Silicon dioxide, other than in powder form	223.363	2.113.258	310.726	3.044.274
28121100	Carbonyl dichloride (phosgene)	-	1	-	1
28131000	Carbon disulphide	125.620	1.217.330	72.232	818.807
28139000	Sulphides of non-metals, commercial phosphorus trisulphide, other than carbon disulphide	-	1	-	57
28141000	Anhydrous ammonia	131.135.563	966.752.139	37.078.684	423.309.281
28151100	Sodium hydroxide (caustic soda), solid	50	144.380	17	145.794
28151200	Sodium hydroxide (caustic soda), in aqueous solution (soda lye or liquid soda)	1.850	51.553.358	796	14.298.167
28152000	Potassium hydroxide (caustic potash)	-	78	-	219
28161000	Hydroxide and peroxide of magnesium	1	11	1	12
28170010	Zinc oxide	846.900	8.518.800	2.182.542	25.298.641
28181000	Artificial corundum, whether or not chemically defined	2	1.992	2	6.957
28182000	Aluminium oxide, other than artificial corundum	220.169.978	1.281.740.504	79.316.179	467.270.876
28183000	Aluminium hydroxide	8.421.020	55.928.924	2.210.991	14.804.731
28209000	Manganese oxides, other than manganese dioxide	75.000	524.850	49.880	435.409
28211000	Iron oxides and hydroxides	18.143	449.834	5.074	151.851
28212000	Earth colours containing 70 % or more by weight of combined iron evaluated as Fe2O3	-	28	-	403
28230000	Titanium oxides	-	1.782.000	-	1.319.396
28251000	Hydrazine and hydroxylamine and their inorganic salts	40.500	505.601	110.120	1.884.931
28253000	Vanadium oxides and hydroxides	-	1	-	48
28259000	Hydrazine and hydroxylamine and their inorganic salts, other inorganic bases, other metal oxides, hydroxides and peroxides, other than hs code 28251000 to 28258000	200.000	4.538.820	22.000	736.662
28261200	Fluorides, of aluminium	516.000	3.528.000	579.720	3.845.940
28261900	Fluorides, other than of aluminium	-	300	-	17.652
28271000	Ammonium chloride	-	150	-	525
28272010	Calcium chloride, containing 73 % - 80 % by weight	-	630	-	2.980
28272090	Calcium chloride, containing < 73 % and > 80 % by weight	51.717	555.978	115.593	1.603.554
28273100	Chlorides other than ammonium chloride and calcium chloride, of magnesium	-	10	-	35
28273200	Chlorides other than ammonium chloride and calcium chloride, of aluminium	361.684	2.508.804	165.457	1.449.904
28273920	Chlorides other than ammonium chloride and calcium chloride, of iron	-	3.533	-	4.562
28273990	Chlorides other than ammonium chloride and calcium chloride, other than HS code 28271000 to 28273990	-	0	-	0
28274100	Chloride oxides and chloride hydroxides, of copper	-	42.720	-	327.200
28274900	Chloride oxides and chloride hydroxides, other than of copper	793.732	1.494.278	304.414	680.132
28275100	Bromides of sodium or of potassium	-	1	-	1
28275900	Bromides and bromide oxides, other than bromides of sodium or of potassium	19.200	102.823	54.912	492.289
28276000	Iodides and iodide oxides	-	77	-	11.722
28281000	Commercial calcium hypochlorite and other calcium hypochlorites	105	730	17	212
28289010	Sodium hypochlorite	-	200	-	558
28289090	Hypochlorites, other than sodium hypochlorite, chlorites, hypobromites	375	2.081	196	1.973
28291100	Chlorates, of sodium	-	13	-	5
28299090	Perchlorates other than sodium, bromates and perbromates, iodates and periodates	1.200	10.830	4.764	29.876
28309010	Cadmium sulphide or zinc sulphide	1	1	1.177	1.177
28321000	Sodium sulphites	2.000	83.874	1.330	37.098
28322000	Sulphites, other than sodium sulphites	-	54.432	-	318.000
28323000	Thiosulphates	-	252	-	718
28331100	Disodium sulphate	2.760.104	14.442.692	283.440	1.753.550

Tabel 3 : Ekspor Indonesia menurut Komoditi ( Kode HS 8 digit )

Juli 2023

Kode H S	Uraian golongan barang	Berat bersih (Kg)		Nilai F.O.B. ( U S \$ )	
		Bulan ini	Kumulatif	Bulan ini	Kumulatif
(1)	(2)	(3)	(4)	(5)	(6)
28331900	Sodium sulphates , other than disodium sulphate	2.560.000	11.022.058	205.225	1.098.130
28332100	Sulphates of magnesium	-	2.625	-	1.969
28332210	Sulphates of aluminium, commercial grade	40.000	721.000	7.100	135.037
28332290	Sulphates of aluminium, not commercial grade	1.602.000	13.875.205	349.202	3.152.277
28332400	Sulphates of nickel	9.840.000	15.640.000	37.236.406	59.117.142
28332700	Sulphates of barium	-	189.002	-	12.092
28332920	Tribasic lead sulphate	-	25.000	-	23.500
28332990	Sulphates, other than HS code 28331100 to 28332940	600.000	600.000	3.250.128	3.250.128
28333000	Alums	1	1	283	283
28342100	Nitrates, of potassium	-	40.000	-	9.600
28342910	Nitrates, of bismuth	-	1	-	74
28352200	Phosphates, of mono or disodium	-	126	-	641
28352400	Phosphates, of potassium	-	1.927	-	8.741
28352590	Calcium hydrogenorthophosphate ("dicalcium phosphate"), other than feed grade	2	9.614	2	1.753
28352600	Phosphates of calcium other than calcium hydrogenorthophosphate	-	3.325	-	3.086
28352910	Phosphates, of trisodium	240	890	266	2.936
28353110	Sodium triphosphate (sodium tripolyphosphate), food grade	1	44	3	529
28353190	Sodium triphosphate (sodium tripolyphosphate), other than food grade	-	43.725	-	76.976
28353990	polyphosphates, other than sodium triphosphate (sodium tripolyphosphate) and tetrasodium pyrophosphate	-	101	-	46
28362000	Disodium carbonate	124.003	4.092.877	51.495	1.958.354
28363000	Sodium hydrogencarbonate (sodium bicarbonate)	-	12.949	-	34.148
28364000	Potassium carbonates	-	7.765	-	11.886
28365090	Calcium carbonate, other than food or pharmaceutical grade	199.000	1.665.455	70.942	606.783
28369200	Strontium carbonate	-	7.383	-	8.675
28369910	Commercial ammonium carbonate	7.500	24.500	19.368	53.355
28372000	Complex cyanides	-	125	-	50
28391100	Sodium metasilicates	400	1.150	336	722
28391920	Sodium orthosilicate, sodium pyrosilicate	2.442.000	7.505.880	702.594	2.517.044
28391990	Silicates of sodium, other than sodium orthosilicate and sodium pyrosilicate	1.588.526	4.442.527	438.902	1.354.348
28399000	Silicates, commercial alkali metal silicates, other than sodium	70.205	237.762	54.731	191.304
28401900	Disodium tetraborate (refined borax), other than anhydrous	-	5	-	22
28402000	Borates, peroxoborates (perborates), other than disodium tetraborate (refined borax)	-	20.000	-	22.288
28417000	Molybdates	-	1	-	372
28421000	Double or complex silicates, including aluminosilicates whether or not chemically defined	1	103.364	2	19.127
28429030	Other fulminates, cyanates and thiocyanates	2	2	450	450
28432100	Silver nitrate	-	3	-	19.800
28432900	Silver compounds, other than silver nitrate	2.400	45.421	4.550	85.763
28433000	Gold compounds	27	200	1.194.213	8.774.726
28441090	Alloys, dispersions (including cermets), ceramic products and mixtures containing natural uranium or natural uranium compounds	13	13	130	130
28444100	Tritium and its compounds, alloys, dispersions (including cermets), ceramic products and mixtures containing tritium or its compounds	-	46	-	346
28444300	Other radioactive elements and isotopes and compounds, other alloys, dispersions (including cermets), ceramic products and mixtures containing these elements, isotopes or compounds	18	263	775	4.518
28444400	Radioactive residues	232	1.017	1.400	5.016
28470010	Hydrogen peroxide, whether or not solidified with urea, in liquid form	18.000	108.703	14.525	86.476
28470090	Hydrogen peroxide, whether or not solidified with urea, not in liquid form	1.691.980	11.900.063	1.147.577	7.660.689
28491000	Carbides of calcium, whether or not chemically defined	147.000	567.210	52.185	245.163

Tabel 3 : Ekspor Indonesia menurut Komoditi ( Kode HS 8 digit )

Juli 2023

Kode H S	Uraian golongan barang	Berat bersih (Kg)		Nilai F.O.B. ( U S \$ )	
		Bulan ini	Kumulatif	Bulan ini	Kumulatif
(1)	(2)	(3)	(4)	(5)	(6)
28492000	Carbides of silicon, whether or not chemically defined	162	661	270	1.463
28499000	Carbides other than calcium and silicon, whether or not chemically defined	-	109	-	4.136
28539010	DeminerIALIZED waters	366	3.992	131	2.373
28539090	Phosphides, w.o.n chemically define,excl ferrophosphorus,oth inorganic compounds(incl distilled/conductivity water&water of similar purity),liquid air(w.o.n rare gases have been remove),compress air,amalgams,oth than amalgams of precious metals,oth than hs code 28529010-28529020	179	14.427	364	17.797
29012100	Ethylene, unsaturated	-	3.500.083	-	3.349.500
29012300	Butene (butylene) and isomers thereof, unsaturated	5.642.021	48.504.982	3.367.017	38.990.277
29012400	Buta-1,3-diene and isoprene, unsaturated	2.050.102	7.762.736	1.146.417	4.982.747
29012910	Acetylene, unsaturated	3.480	25.807	861	7.177
29012990	Acyclic hydrocarbons, unsaturated, other than HS code 29012100 to 29012990	4	1.067	3.594	22.476
29021100	Cyclohexane	468	3.180	1.104	6.982
29021900	Cyclanes, cyclenes & cycloterpenes, other than cyclohexane	3.060	431.828	11.322	1.256.515
29022000	Benzene	20.994.014	31.482.528	15.962.994	24.747.230
29024100	O-Xylene	-	179	-	202
29024400	Mixed xylene isomers	-	69.600	-	242.432
29025000	Styrene	236.050	7.586.437	230.295	8.309.865
29026000	Ethylbenzene	-	76.500	-	296.435
29029010	Dodecylbenzene	140.000	163.500	149.170	176.715
29029020	Alkylbenzenes other than Dodecylbenzene	-	1.926	-	16.756
29029090	Cyclic hydrocarbons, other than HS 29021100-29029020	45.999	423.421	145.230	1.574.875
29031190	Chloroethane (ethyl chloride)	265	1.462	140	2.779
29031200	Dichloromethane (methylene chloride)	-	7.735	-	5.132
29031500	Ethylene dichloride (ISO) (1,2-dichloroethane)	20.751.315	185.143.759	5.246.344	99.081.338
29031990	Saturated chlorinated derivatives of acyclic hydrocarbons, other than HS 29031110-29031920	-	3	-	2
29032100	Vinyl chloride (chloroethylene)	-	38.533.719	-	25.565.694
29032200	Trichloroethylene	-	22.400	-	63.392
29032900	Unsaturated chlorinated derivatives of acyclic hydrocarbons, other than HS 29032100-29032300	-	369	-	2.800
29034100	Trifluoromethane (HFC-23)	-	2	-	223
29034600	1,1,1,2,3,3,3-Heptafluoropropane (HFC-227ea), 1,1,1,2,2,3,3-hexafluoropropane (HFC-236cb), 1,1,1,2,3,3- hexafluoropropane (HFC-236ea) and 1,1,1,3,3,3- hexafluoropropane (HFC-236fa)	40	40	1.671	1.671
29034700	1,1,1,3,3-Pentafluoropropane (HFC-245fa) and 1,1,2,2,3-pentafluoropropane (HFC-245ca)	525	1.025	525	5.525
29034900	Saturated fluorinated derivatives of acyclic hydrocarbons, other than HS 29034100-29034800	-	12	-	51
29037900	Halogenated derivatives of acyclic hydrocarbons containing two or more different halogens, other than HS 29037100-29037800	-	420	-	400
29039900	Halogenated derivatives of aromatic hydrocarbons, other than HS 29039100-29039400	-	6.210	-	29.399
29041000	Derivatives containing only sulpho groups, their salts and ethyl esters	1.575	67.575	3.859	96.338
29043100	Perfluorooctane sulphonic acid	-	22	-	17
29049900	Sulphonated, nitrated or nitrosated derivatives of hydrocarbons, whether or not halogenated, other than 2904.10.00-2904.91.00	0	0	177	177
29051100	Methanol (methyl alcohol)	3.545	47.059.655	1.636	11.789.619
29051200	Propan-1-ol (propyl alcohol) and propan-2-ol (isopropyl alcohol)	-	1.019	-	7.683
29051300	Butan-1-ol (n-butyl alcohol)	25.080	338.752	27.387	401.020
29051400	Other butanols	1.550.884	7.493.645	1.211.830	6.214.059
29051600	Octanol (octyl alcohol) and isomers thereof	11.305.259	58.948.446	13.515.390	81.944.769

Tabel 3 : Ekspor Indonesia menurut Komoditi ( Kode HS 8 digit )

Juli 2023

Kode H S	Uraian golongan barang	Berat bersih (Kg)		Nilai F.O.B. ( U S \$ )	
		Bulan ini	Kumulatif	Bulan ini	Kumulatif
(1)	(2)	(3)	(4)	(5)	(6)
29051700	Dodecan-1-ol (lauryl alcohol), hexadecan-1-ol (cetyl alcohol) and octadecan-1-ol (stearyl alcohol)	5.195.033	32.082.497	6.247.776	45.285.469
29051900	Saturated monohydric alcohols, other than HS 29051100-29051700	907.109	6.645.418	2.162.922	21.258.993
29052200	Acyclic terpene alcohols	400	1.045	12.040	31.813
29052900	Unsaturated monohydric alcohols other than acyclic terpene alcohols	59.819	180.410	260.913	836.647
29053100	Ethylene glycol (ethanediol)	90.118	8.981.600	117.765	4.369.106
29053200	Propylene glycol (propane1,2diol)	22.890	91.856	2.289	9.239
29053900	Diols other than ethylene glycol (ethanediol) & propylene glycol (propane 1, 2 diol)	1.221	7.750	8.218	39.360
29054300	Mannitol	2.100	12.452	22.575	141.761
29054400	D-glucitol (sorbitol)	3.488.153	23.884.472	2.991.300	20.988.325
29054500	Glycerol	79.663.314	516.734.417	42.093.857	291.143.482
29054900	Polyhydric alcohols, other than HS 29054100-29054500	1	2.379	3	26.654
29055900	Halogenated, sulphonated, nitrated or nitrosated derivatives of acyclic alcohols, other than Ethchlorvynol	-	4.636	-	2.967
29061100	Menthol	-	4.165	-	106.969
29061300	Sterols and inositols	4	19.004	10	351.620
29061900	Cyclanic, cyclenic or cyclosterpenic, other than Menthol, Cyclohexanol, methylcyclohexanols and dimethylcyclohexanols, Sterols and inositols	185	6.453	4.597	110.668
29062100	Benzyl alcohol	1	4.802	233	12.523
29062900	Cyclic alcohol, aromatic, other than Benzyl alcohol	-	5.535	-	34.794
29071100	Phenol (hydroxybenzene) and its salts	10.995	72.577	141.141	752.359
29071200	Cresols and their salts	-	10	-	195
29071300	Octylphenol, nonylphenol and their isomers, salts thereof	234.960	958.240	400.108	1.703.566
29071900	Monophenols, other than HS 29071100-29071500	3	3.134	4	34.773
29072200	Hydroquinone (quinol) and its salts	7	16	1	3
29072300	4,4'-Isopropylidenediphenol (bisphenol A, diphenylolpropane) and its salts	12.600	132.600	30.369	335.870
29072990	Polyphenols, other than HS 29072100-29072300	-	540	-	12.695
29081900	Halogenated, sulphonated, nitrated or nitrosated derivatives of phenols or phenol-alcohols, Derivatives containing only halogen substituents and their salts, other than Pentachlorophenol (ISO)	-	60	-	297
29089900	Halogenated, sulphonated, nitrated or nitrosated derivatives of phenols or phenol-alcohols, other than HS 29081100-29089200	52.000	386.800	76.631	618.000
29091900	Acyclic ethers and their halogenated, sulphonated, nitrated or nitrosated derivatives, other than Diethyl ether	7.550.651	30.369.765	7.359.979	30.691.585
29093000	Aromatic ethers and their halogenated, sulphonated, nitrated or nitrosated derivatives	29.014	220.932	278.206	2.564.595
29094100	2,2'-Oxydiethanol (diethylene glycol, digol)	31.250	174.883	31.068	177.758
29094300	Monobutyl ethers of ethylene glycol or of diethylene glycol	51.800	55.133	59.803	73.086
29094400	Monoalkylethers of ethylene glycol or of diethylene glycol other than monobutyl ethers	-	970	-	1.575
29094900	Ether-alcohols and their halogenated, sulphonated, nitrated or nitrosated derivatives, other than HS 29094100-29094400	1	25.344	2	137.981
29095000	Ether-phenols, ether-alcohol-phenols and their halogenated, sulphonated, nitrated or nitrosated derivatives	186.647	989.569	3.240.062	16.904.112
29096000	Alcohol peroxides, ether peroxides, acetal and hemiacetal peroxides, ketone peroxides and their halogenated, sulphonated, nitrated or nitrosated derivatives	138.025	1.498.998	437.184	4.759.410
29101000	Oxirane (ethylene oxide)	-	5.382	-	10.350
29109000	Epoxides, epoxyalcohols, epoxyphenols and epoxyethers, with a three-membered ring, and their halogenated, sulphonated, nitrated or nitrosated derivatives, other than HS 29101000-29109000	5	20	4	262



Tabel 3 : Ekspor Indonesia menurut Komoditi ( Kode HS 8 digit )

Juli 2023

Kode H S	Uraian golongan barang	Berat bersih (Kg)		Nilai F.O.B. ( U S \$ )	
		Bulan ini	Kumulatif	Bulan ini	Kumulatif
(1)	(2)	(3)	(4)	(5)	(6)
29110000	Acetals and hemiacetals, whether or not with other oxygen function, and their halogenated, sulphonated, nitrated or nitrosated derivatives	1	654	1.983	19.161
29121100	Methanal (formaldehyde)	174.000	830.000	46.526	229.035
29121900	Acyclic aldehydes without other oxygen function, other than Methanal (formaldehyde) and Ethanal (acetaldehyde)	28.955	146.631	108.528	879.199
29122900	Cyclic aldehydes without other oxygen function, other than Benzaldehyde	140	8.780	44.723	304.585
29124100	Vanillin (4-hydroxy-3-methoxybenzaldehyde)	20.600	114.210	1.204.515	6.522.092
29124200	Ethylvanillin (3-ethoxy-4-hydroxybenzaldehyde)	-	8.400	-	185.297
29124910	Aldehyde-alcohols	-	4.390	-	93.178
29124990	Aldehyde-alcohols, aldehyde-ethers, aldehyde-phenols and aldehydes with other oxygen function, other than HS 29124100-29124910	52	21.542	20.036	77.080
29126000	Paraformaldehyde	803.000	6.685.425	667.152	5.798.733
29141300	4-Methylpentan-2-one (methyl isobutyl ketone)	-	165	-	215
29141900	Acyclic ketones without other oxygen function, other than HS 29141100-29141300	2.101	46.965	6.486	188.544
29142200	Cyclohexanone and methylcyclohexanones	-	74	-	769
29142300	Ionones and methylionones	26	4.713	715	59.148
29142910	Camphor	3.029	18.446	25.854	101.979
29142990	Cyclanic, cyclenic or cycloterpenic ketones without other oxygen function, other than HS 29142200-29142910	3.277	14.939	99.631	410.141
29143900	Aromatic ketones without other oxygen function, other than phenylacetone (phenylpropan-2-one)	-	5.937	-	83.387
29144000	Ketone-alcohols and ketone-aldehydes	300	1.990	4.465	24.555
29145000	Ketone-phenols and ketones with other oxygen function	-	402	-	117.234
29147900	Halogenated, sulphonated, nitrated or nitrosated derivatives, other than chlordecone (ISO)	-	1	-	3
29151100	Formic acid	-	12.600	-	9.560
29151200	Salts of formic acid	-	10.000	-	6.400
29151300	Esters of formic acid	-	76	-	14.321
29152100	Acetic acid	900	4.519	2.075	10.477
29152910	Sodium acetate, cobalt acetates	0	6.351	263	11.783
29153100	Ethyl acetate	-	546	-	1.528
29153200	Vinyl acetate	-	15.000	-	21.168
29153910	Isobutyl acetate	183	863	752	3.582
29153990	Esters of acetic acid, other than HS 29153100-29153920	10.135	41.052	242.336	867.294
29154000	Mono-, di- or trichloroacetic acids, their salts and esters	10.000	10.000	10.750	10.750
29155000	Propionic acid, its salts and esters	1.106	1.917	251.559	270.696
29156000	Butanoic acids, pentanoic acids, their salts and esters	263	2.263	4.159	31.418
29157010	Palmitic acid, its salts & esters	17.306.994	120.457.005	16.988.818	126.012.246
29157020	Stearic acid	968.992	9.452.798	1.148.584	11.127.856
29157030	Salts & esters of stearic acid	797.707	2.684.400	1.077.447	3.795.459
29159020	Lauric acid, myristic acid, their salts & esters	36.550.191	189.501.177	36.402.654	189.471.418
29159030	Caprylic acid, its salts & esters	174.177	3.272.053	351.672	9.620.295
29159040	Capric acid, its salts & esters	577.527	3.104.704	2.491.553	13.829.499
29159090	Saturated acyclic monocarboxylic acids and their anhydrides, halides, peroxides and peroxyacids, their halogenated, sulphonated, nitrated or nitrosated derivatives, other than HS 29151100-29159040	1.117.642	10.175.722	2.371.241	28.764.290
29161100	Acrylic acid and its salts, unsaturated	1.794.400	26.877.127	1.520.940	24.950.883
29161200	Esters of acrylic acid, unsaturated	1.709.800	17.298.452	2.219.092	24.246.104
29161410	Methyl methacrylate, unsaturated	705.922	4.021.802	536.282	3.376.119
29161490	Esters of methacrylic acid, other than methyl methacrylate, unsaturated	900	11.482	4.285	65.362
29161500	Oleic, linoleic or linolenic acids, their salts and esters, unsaturated	271.070	1.384.884	415.216	2.115.884
29161900	Unsaturated acyclic monocarboxylic acid, their anhydride, halide, peroxide, xyacid & their derivatives, other than HS 2916.11.00-2916.16.00	260.004	387.510	642.616	1.375.667

Tabel 3 : Ekspor Indonesia menurut Komoditi ( Kode HS 8 digit )

Juli 2023

Kode H S	Uraian golongan barang	Berat bersih (Kg)		Nilai F.O.B. ( U S \$ )	
		Bulan ini	Kumulatif	Bulan ini	Kumulatif
(1)	(2)	(3)	(4)	(5)	(6)
29162000	Cyclanic, cyclenic or cycloterpenic monocarboxylic acids, their anhydrides, halides, peroxides, peroxyacids and their derivatives	-	24.320	-	242.399
29163100	Benzoic acid, its salts and esters	600	18.853	2.862	51.691
29163210	Benzoyl peroxide	54.400	361.829	152.198	1.155.134
29163910	2,4-Dichlorophenyl acetic acid and its salts and esters	-	1	-	253
29163920	Esters of phenylacetic acid	-	361	-	5.145
29163990	Aromatic monocarboxylic acids, their anhydrides, halides, peroxides, peroxyacids and their derivatives, other than HS 29163100-29163920	-	6.463	-	155.604
29171290	Adipic acid, its salts and esters, other than Dioctyl adipate	-	367	-	1.192
29171400	Maleic anhydride	-	97.345	-	112.099
29171900	Acylic polycarboxylic acids, their anhydrides, halides, peroxides, peroxyacids and their derivatives, other than HS 29171100-29171400	20.002	114.578	27.667	182.970
29173410	Dibutyl orthophthalates	-	8.800	-	14.095
29173490	Esters of orthophthalic acid, other than Dioctyl orthophthalates, Dinonyl or didecyl orthophthalates, Dibutyl orthophthalates	-	1.000	-	3.284
29173600	Terephthalic acid and its salts	6.602.400	50.692.893	5.284.297	40.063.886
29173910	Trioctyltrimellitate	420	420	667	667
29173920	Phthalic compounds of a kind used as plasticisers and esters of phthalic anhydride other than trioctyltrimellitate	-	52.800	-	106.051
29173990	Aromatic polycarboxylic acids, their anhydrides, halides, peroxides, peroxyacids and their derivatives, other than HS 29173200-29173920	1.600	1.619	2.505	2.509
29181100	Lactic acid, its salts and esters	626	25.702	5.488	84.032
29181200	Tartaric acid	100	146	1.947	2.425
29181300	Salts and esters of tartaric acid	-	13	-	277
29181400	Citric acid	-	17.741	-	37.831
29181510	Calcium citrate	-	4	-	6
29181590	Salts and esters of citric acid, other than calcium citrate	8.005	12.330	27.696	38.509
29181600	Gluconic acid, its salts and esters	-	600	-	2.486
29181900	Carboxylic acids with alcohol function but without other oxygen function, their anhydrides, halides, peroxides, peroxyacids and their derivatives, other than HS 29181100-29181800	500	7.600	1.300	36.928
29182100	Salicylic acid and its salts	-	2	-	5
29182300	Esters of salicylic acid and their salts, other than o-Acetylsalicylic acid, its salts and esters	-	100.026	-	217.158
29182990	Carboxylic acids with phenol function but without other oxygen function, their anhydrides, halides, peroxides, peroxyacids and their derivatives, other than HS 29182100-29182910	-	725	-	29.175
29183000	Carboxylic acids with aldehyde or ketone function but without other oxygen function, their anhydrides, halides, peroxides, peroxyacids and their derivatives	115	417	13.971	30.187
29189900	Carboxylic acids with additional oxygen function & their anhydrides, halides, peroxides & peroxyacids, their halogenated, sulphonated, nitrated/nitrosated derivatives, oth than HS 29181100-29189100	5	3.108	11	38.522
29199000	Phosphoric esters and their salts, including lactophosphates, their halogenated, sulphonated, nitrated or nitrosated derivatives other than Tris(2,3-dibromopropyl) phosphate	-	8.008	-	29.699
29202900	Phosphite esters and their salts, their halogenated, sulphonated, nitrated or nitrosated derivatives, other than dimethyl phosphite, diethyl phosphite, trimethyl phosphite, triethyl phosphite	-	328	-	11.000

Tabel 3 : Ekspor Indonesia menurut Komoditi ( Kode HS 8 digit )

Juli 2023

Kode H S	Uraian golongan barang	Berat bersih (Kg)		Nilai F.O.B. ( U S \$ )	
		Bulan ini	Kumulatif	Bulan ini	Kumulatif
(1)	(2)	(3)	(4)	(5)	(6)
29209000	Esters of other inorganic acids of non-metals (excluding esters of hydrogen halides) & their salts, their halogenated, sulphonated, nitrated/nitrosated derivatives, other than HS 29201100-29203000	21.903	311.327	195.889	2.770.855
29211100	Methylamine, di- or trimethylamine and their salts	-	14.575	-	123.956
29211900	Acyclic monoamines and their derivatives, salts thereof, other than HS 29211100-29211400	1	9	1	442
29212100	Ethylenediamine and its salts	-	30	-	49
29212200	Hexamethylenediamine and its salts	-	640	-	1.889
29212900	Acyclic polyamines and their derivatives, salts thereof, other than Ethylenediamine and its salts and Hexamethylenediamine and its salts	14.400	43.600	60.480	186.552
29214200	Aniline derivatives and their salts	16	203	23	331
29215900	Aromatic polyamines and their derivatives, salts thereof, other than o-, m-, p-Phenylenediamine, diaminotoluenes and their derivatives, salts thereof	1.647	8.121	13.753	64.148
29221100	Monoethanolamine and its salts	1.175	11.575	2.960	21.355
29221200	Diethanolamine and its salts	-	0	-	3
29221500	Triethanolamine	-	0	-	0
29221920	D-2-Amino-n-butyl-alcohol	-	5.264	-	15.502
29222100	Aminohydroxynaphthalenesulphonic acids and their salts	-	130	-	437
29222900	Amino-naphthols & oth amino-phenols, oth than those containing more than one kind of oxygen function, their ethers & esters, salts thereof, oth than Aminohydroxynaphthalenesulphonic acids & their salts	-	0	-	0
29224100	Lysine and its esters, salts thereof	6.847.650	40.216.836	6.713.174	40.913.662
29224210	Glutamic acid	-	1.750	-	5.068
29224220	Monosodium glutamate (MSG)	8.739.219	59.555.550	15.496.301	108.672.895
29224290	Salts, other than Glutamic acid & Monosodium glutamate (MSG)	-	5.134	-	38.891
29224900	Amino-acids, other than those containing more than one kind of oxygen function, and their esters, salts thereof, other than HS 29224100-29224400	1.968.695	5.790.374	6.195.033	18.665.556
29225010	p-Aminosalicic acid and its salts, esters and other derivatives	-	25.920	-	46.421
29232011	Lecithins of vegetables	1	1	1	3
29232019	Lecithins of non vegetables	-	31	-	1.647
29232090	Phosphoaminolipids	1.737	9.377	3.941	16.152
29239000	Quaternary ammonium salts and hydroxides, lecithins and other phosphoaminolipids, whether or not chemically defined, other than HS 29231000-29234000	17.480	454.538	48.250	878.130
29241990	Acyclic amides (including acyclic carbamates) and their derivatives, salts thereof, other than HS 29241100-29241910	537.600	2.032.005	1.762.737	5.770.184
29242190	Ureines and their derivatives, salts thereof, other than 4-Ethoxyphenylurea (dulcin) and Diuron and monuron	-	2.000	-	20.800
29242910	Aspartame	-	1.001	-	11.501
29242930	Acetaminophen (paracetamol), salicylamide, ethoxybenzamide	281	17.628	2.834	68.495
29242990	Cyclic amides (including cyclic carbamates) and their derivatives, salts thereof, other than HS 29242110 - 29242930	240	2.890	125.650	248.042
29251100	Saccharin and its salts	1.000	19.100	5.800	119.305
29252900	Imines and their derivatives, salts thereof, other than Chlordimeform (ISO)	322.127	1.660.626	1.503.349	7.828.252
29262000	1-Cyanoguanidine (dicyandiamide)	-	25	-	603
29270010	Azodicarbonamide	1.474.788	10.600.220	5.367.295	40.198.811
29270090	Diazo-, azo- or azoxy-compounds other than Azodicarbonamide	-	23.000	-	83.088
29280090	Organic derivatives of hydrazine or of hydroxylamine other than Linuron	23.884	126.579	27.921	149.607
29291010	Diphenylmethane diisocyanate (MDI)	-	563	-	12.251

Tabel 3 : Ekspor Indonesia menurut Komoditi ( Kode HS 8 digit )

Juli 2023

Kode H S	Uraian golongan barang	Berat bersih (Kg)		Nilai F.O.B. ( U S \$ )	
		Bulan ini	Kumulatif	Bulan ini	Kumulatif
(1)	(2)	(3)	(4)	(5)	(6)
29291020	Toluene diisocyanate	-	209.000	-	506.763
29291090	Isocyanates other than Diphenylmethane diisocyanate (MDI) and Toluene diisocyanate	39.068	315.887	238.749	2.049.966
29299010	Sodium cyclamate	16.550	146.371	29.460	230.009
29299090	Compounds with other nitrogen function other than Isocyanates and Cyclamates	36.000	403.250	88.350	962.749
29302000	Thiocarbamates and dithiocarbamates	-	219.450	-	1.101.479
29304000	Methionine	-	400	-	4.462
29307000	Bis(2-hydroxyethyl)sulfide (thiodiglycol)	-	1	-	1
29309010	Dithiocarbonates	360	21.062	12.982	174.540
29309090	Organo-sulphur compounds, other than HS 29301000-29309010	77.793	601.918	929.001	9.820.436
29311010	Tetramethyl lead	-	1.930	-	28.850
29314920	Salts of N-(phosphonomethyl) glycine	-	0	-	5
29314990	Non-halogenated organo-phosphorous derivatives, other than HS 29314100-29314920	5	1.605	3	3.347
29319041	Organoarsenic compounds, in liquid form	-	9.485	-	31.006
29319049	Organoarsenic compounds, other than in liquid form	13.300	33.300	30.009	50.009
29319050	Dimethyltin dichloride	-	6.000	-	15.868
29319090	Organo-inorganic compounds other than HS 29311010-29319050	206.540	999.533	1.542.726	7.347.225
29321200	2-Furaldehyde (furfuraldehyde)	-	10	-	680
29321300	Furfuryl alcohol and tetrahydrofurfuryl alcohol	-	84	-	2.523
29321400	Sucralose	-	24.100	-	1.015.226
29321900	Compounds containing an unfused furan ring (whether or not hydrogenated) in the structure, other than HS 29321100-29321400	36	1.186	10.497	134.696
29322010	Coumarin (1,2-Benzopyrone), methylcoumarins and ethylcoumarins	-	4.500	-	62.123
29322090	Lactones, other than coumarin (1,2-Benzopyrone), methylcoumarins and ethylcoumarins	185	720	4.238	116.807
29329900	Heterocyclic compounds with oxygen hetero-atom(s) only, other than HS 29321100-29329600	155	569	21.823	32.475
29331900	Compounds containing an unfused pyrazole ring (whether or not hydrogenated) in the structure, other than Phenazone (antipyrin) and its derivatives	5.000	5.000	42.500	42.500
29332100	Hydantoin and its derivatives	31.850	455.801	70.765	935.871
29332900	Compounds containing an unfused imidazole ring (whether or not hydrogenated) in the structure, other than Hydantoin and its derivatives	34.083	1.208.962	188.668	7.026.625
29333910	Chlorpheniramine and isoniazid	-	350	-	9.560
29333990	Compounds containing an unfused pyridine ring (whether or not hydrogenated) in the structure, other than HS29333100-29333930	1.620	2.758	71.934	134.063
29334910	Dextromethorphan	-	6	-	336
29335910	Diazinon	-	83.127	-	152.111
29335990	Compounds containing a pyrimidine ring (whether or not hydrogenated) or piperazine ring in the structure, other than HS 29335200-29335910	-	11.220	-	122.437
29336900	Compounds containing an unfused triazine ring (whether or not hydrogenated) in the structure, other than melamine	28.400	271.195	45.035	778.428
29337900	Lactams, other than 6-Hexanelactam (epsilon-caprolactam) and Clobazam and methypylon	-	256	-	22.935
29339910	Mebendazole and parbendazole	-	179	-	9.583
29339990	Heterocyclic compounds with nitrogen hetero-atom(s) only, other than HS 29331100-29339910	3.405.801	25.161.719	19.163.999	147.553.395
29341000	Compounds containing an unfused thiazole ring (whether or not hydrogenated) in the structure	-	0	-	5.109
29342000	Compounds containing in the structure a benzothiazole ring- system (whether or not hydrogenated), not further fused	1.000	3.100	4.250	16.090
29349910	Nucleic acids and their salts	904.634	6.453.325	5.667.893	43.041.051
29349920	Sultones, sultams, diltiazem	-	1.328	-	492.216

Tabel 3 : Ekspor Indonesia menurut Komoditi ( Kode HS 8 digit )

Juli 2023

Kode H S	Uraian golongan barang	Berat bersih (Kg)		Nilai F.O.B. ( U S \$ )	
		Bulan ini	Kumulatif	Bulan ini	Kumulatif
		(1)	(2)	(3)	(4)
29349930	6-Aminopenicillanic acid	1.175	3.025	1.622	4.205
29349990	Nucleic acids and their salts, whether or not chemically defined, other heterocyclic compounds, other than HS 29341000-29349950	73.640	754.164	1.336.208	14.238.080
29359000	Sulphonamides other than HS 29351000-29355000	13.900	341.890	203.381	4.806.562
29362100	Vitamin A and their derivatives	121	951	4.615	53.130
29362200	Vitamin B1 and its derivatives	3.000	3.001	93.690	93.706
29362300	Vitamin B2 and its derivatives	-	1.960	-	27.440
29362400	D- or DL-Pantothenic acid (Vitamin B5) and its derivatives	-	8.450	-	214.871
29362500	Vitamin B6 and its derivatives	-	50	-	1.600
29362600	Vitamin B12 and its derivatives	300	975	28.224	91.727
29362700	Vitamin C and its derivatives	1.025	6.668	12.255	64.898
29362800	Vitamin E and its derivatives	1.663	66.371	289.924	2.154.371
29362900	Vitamins and their derivatives, unmixed, other than HS 29362100-29362800	132	33.945	5.048	420.896
29369000	Provitamins and vitamins, natural or reproduced by synthesis (including natural concentrates), other than HS 29362100-29362900	6.467	87.312	44.529	324.216
29371900	Polypeptide hormones, protein hormones and glycoprotein hormones, their derivatives and structural analogues, other than Somatotropin, its derivatives and structural analogues and Insulin & its salts	7	238	394	6.621
29372100	Cortisone, hydrocortisone, prednisone (dehydrocortisone) and prednisolone (dehydrohydrocortisone)	-	535	-	171.705
29372900	Steroidal hormones, their derivatives and structural analogues, other than HS 29372100-29372300	-	75	-	93.750
29389000	Glycosides, natural or reproduced by synthesis, and their salts, ethers, esters and other derivatives, other than Rutoside (rutin) and its derivatives	9.994	77.139	97.297	508.916
29392010	Quinine and its salts	4.417	33.808	373.389	3.531.516
29392090	Alkaloids of cinchona and their derivatives, salts thereof, other than Quinine and its salts	-	1	-	12
29393000	Caffeine and its salts	200	1.494	9.400	54.796
29394100	Ephedrine and its salts	-	0	-	0
29394200	Pseudoephedrine and its salts	-	0	-	2
29394400	Norephedrine and its salts	-	2.450	-	142.100
29400000	Sugars, chemically pure other than sucrose, lactose, maltose, glucose, & fructose	1.424.176	9.053.694	1.442.257	8.798.166
29411011	Amoxicillin & its salts, Non-sterile	-	12.750	-	285.938
29411019	Amoxicillin & its salts, Sterile	5	8	80	130
29411020	Ampicillin and its salts	577	577	78.445	78.445
29411090	Penicillins and their derivatives with a penicillanic acid structure, salts thereof, other than Amoxicillin and Ampicillin	50	4.823	140	87.440
29415000	Erythromycin and its derivatives, salts thereof	-	179	-	4.944
29419000	Antibiotics, n.e.c. in heading 2941	2	822	32	73.274
29420000	Organic compounds, n.e.c. in chapter 29	56.199	256.157	282.632	1.572.495
30012000	Extracts of glands or other organs or of their secretions	1	4	31	72
30019000	Heparin and its salts, other human/animal substance prepared for therapeutic/prophylactic uses, not elsewhere specified/included	-	334	-	672
30021210	Antisera, plasma protein solutions, haemoglobin powder	-	94	-	2.107
30021290	Antisera and other blood fractions, other than antisera, plasma protein solutions, haemoglobin powder	650	8.913	3.167.942	17.423.411
30021400	Immunological products, mixed, not put up in measured doses or in forms or packings for retail sale	0	213	10	21.898
30021500	Immunological products, put up in measured doses or in forms or packings for retail sale	-	2	-	43
30024110	Tetanus toxoid	-	4	-	14
30024120	Pertussis, measles, meningitis or polio vaccines	33.662	157.114	6.192.576	27.567.036
30024190	Vaccines for human medicine other than tetanus toxoid, pertussis, measles, meningitis or polio vaccines	8.590	50.775	939.050	18.659.064

Tabel 3 : Ekspor Indonesia menurut Komoditi ( Kode HS 8 digit )

Juli 2023

Kode H S	Uraian golongan barang	Berat bersih (Kg)		Nilai F.O.B. ( U S \$ )	
		Bulan ini	Kumulatif	Bulan ini	Kumulatif
(1)	(2)	(3)	(4)	(5)	(6)
30024200	Vaccines for veterinary medicine	44.701	307.283	1.253.657	8.972.144
30024900	Vaccines oth than for human medicine and veterinary medicine	-	21	-	61
30025900	Cell cultures, whether or not modified, other than cell therapy products	-	0	-	10
30029000	Human blood, animal blood prepared for therapeutic, prophylactic or diagnostic uses for oth than sub heading 300212-300259	19.773	87.892	72.937	360.226
30031090	Medicaments cont. penicillins/deriv, with penicillanic acid structure/streptomycins, other than cont. amoxicillin&ampicillin	36	53.229	237	643.066
30032000	Medicaments cont.antibiotic, consist of 2constituent mix for therapeutic/prophylactic,not in measured dose/pack for retail	54	208	1.030	5.691
30033100	Medicaments containing insulin, for therapeutic or prophylactic uses, not packaged for retail sale	-	0	-	5
30033900	Medicaments containing hormones (excl. insulin),for therapeutic/prophylactic uses,not packaged for retail sale	141.988	543.393	1.901.187	7.397.826
30039000	Medicaments, for therapeutic or prophylactic uses, not packed for retail sale, other than HS 30031010-30036000	-	3.132	-	1.551.595
30041015	Medicament,containing penicillin G (excl penicillin G benzathine),phenoxymethyl penicillin/salts thereof,for retail sale	-	14.644	-	1.614.950
30041016	Medicaments containing ampicillin,amoxycillin or salts thereof,of a kind taken orally,packing for retail sale	18.323	56.595	602.835	2.029.591
30041019	Medicaments containing penicillins/derivates thereof,packing for retail sale,other than HS 30041015-30041016	23.064	522.437	1.813.428	36.137.543
30041020	Medicament,containing streptomycins or derivates thereof,for retail sale	-	127	-	18.900
30042010	Antibiotics containing gentamycin,lincomycin,sulfamethoxazole/its derivatives,of a kind taken orally/in ointment form	26	2.192	28	252.624
30042031	Antibiotics containing erythromycin or derivatives thereof, of a kind taken orally	5.323	117.042	40.802	1.617.910
30042032	Antibiotics containing erythromycin or derivatives thereof, in ointment form	547	2.539	12.192	52.581
30042039	Antibiotics containing erythromycin or derivatives thereof, other than of a kind taken orally or in ointment form	3.550	12.103	509.765	1.838.102
30042071	Antibiotics containing tetracyclines or chloramphenicols or derivatives,of a kind taken orally or in ointment form	2.300	15.068	80.989	546.473
30042079	Antibiotics containing tetracyclines or chloramphenicols or derivatives,oth of a kind taken orally or in ointment form	-	80	-	2.519
30042091	Antibiotic, of a kind taken orally or ointment form, other than HS 30042010-30042079	-	11.701	-	737.203
30042099	Antibiotic, other than of a kind taken orally or ointment form, other than HS 30042010-30042079	18.822	121.434	472.289	4.296.293
30043100	Medicaments containing hormones or other products of heading 2937, containing insulin	7.819	51.412	274.235	1.342.464
30043210	Medicaments contain corticosteroid hormones,its derivatives/structural analogues,contain dexamethasone/their derivatives	761	15.695	9.157	90.552
30043290	Medicaments containing corticosteroid hormones, their derivatives or structural analogues, oth HS 30043210-30043240	2.599	18.534	400.740	2.517.020
30043900	Medicaments containing hormones/other products of heading 2937, other than HS 30043100-30043290	49.856	449.975	1.432.174	7.801.815
30044100	Medicaments containing alkaloids or derivatives thereof,containing ephedrine or its salts,packing for retail sale	11.908	23.875	76.088	196.004

Tabel 3 : Ekspor Indonesia menurut Komoditi ( Kode HS 8 digit )

Juli 2023

Kode H S	Uraian golongan barang	Berat bersih (Kg)		Nilai F.O.B. ( U S \$ )	
		Bulan ini	Kumulatif	Bulan ini	Kumulatif
(1)	(2)	(3)	(4)	(5)	(6)
30044200	Medicaments containing alkaloids/derivatives thereof,containing pseudoephedrine/its salts,packing for retail sale	6.807	50.413	216.539	803.999
30044300	Medicaments containing alkaloids/derivatives thereof,containing norephedrine or its salts,packing for retail sale	30.327	235.693	516.677	3.806.413
30044960	Medicaments containing theophylline, of a kind taken orally, packing for retail sale	-	300	-	8.437
30045010	Medicaments containing vitamins or other products of heading 2936, of a kind suitable for children, in syrup form	20	77.872	60	246.438
30045021	Medicaments containing more than one vitamin, of a kind taken orally	210	5.393	153	26.472
30045029	Medicaments containing more than one vitamin, other than of a kind taken orally	17.411	248.848	462.722	7.068.856
30045091	Medicaments containing vitamin A, B or C	270	443	8.887	9.408
30045099	Medicaments containing vitamins or other products of heading 2936, other than HS 30045010-30045091	24.448	166.299	1.160.686	9.027.207
30049010	Transdermal therapeutic system patches for the treatment of cancer or heart diseases	1.053	1.053	71.402	71.402
30049020	Closed sterile water for inhalation, pharmaceutical grade	2.498	23.655	29.286	125.955
30049030	Antiseptics	105.258	757.385	194.275	2.961.904
30049049	Anaesthetics, other than containing procaine hydrochloride	96.672	1.198.298	1.199.044	15.977.251
30049051	Analgesics, antipyretics&oth medicaments for coughs/colds,contain acetylsalicylic acid,paracetamol/dipyrone,taken orally	215.784	1.665.217	3.617.524	26.289.671
30049054	Analgesics, antipyretics&other medicaments for the treatment of coughs/colds,containing piroxicam or ibuprofen	4.002	43.503	143.823	1.175.414
30049055	Analgesics, antipyretics&other medicaments for the treatment of coughs/colds, in liniment form	167.639	1.477.978	1.451.290	10.415.956
30049059	Analgesics, antipyretics & other medicaments for the treatment of coughs or colds, other than HS 30049051-30049055	613.342	3.584.147	7.300.302	54.901.088
30049065	Antimalarials, herbal medicaments	16.113	110.256	252.601	1.599.518
30049069	Antimalarials, other than containing primaquine/artemisinin other than of subheading 30046010 / herbal medicaments	3.242	32.264	100.960	333.477
30049072	Anthelmintic, herbal medicaments	2.040	16.290	5.521	145.310
30049079	Anthelmintic, other than containing piperazine or mebendazole or herbal medicaments	34.343	205.138	341.496	3.266.260
30049081	Medicaments for the treatment of cancer, HIV/AIDS or other intractable diseases, containing deferroxamine, for injection	52	52	2.997	2.997
30049082	Anti HIV/AIDS medicaments	263	2.285	857.680	5.344.010
30049089	Medicaments for the treatment of cancer or other intractable diseases, other than containing deferroxamine, for injection	3.150	19.163	2.061.573	8.087.495
30049091	Medicaments containing sodium chloride or glucose, for infusion, packaged for retail sale	78.341	395.269	216.048	1.429.223
30049092	Medicaments containing sorbitol or salbutamol, for infusion, packaged for retail sale	15.425	57.282	87.238	320.495
30049093	Medicaments containing sorbitol or salbutamol, in other forms, packaged for retail sale	13.028	121.556	342.313	1.490.336
30049094	Medicaments containing cimetidine or ranitidine other than for injection, packaged for retail sale	1.101	36.401	62.185	472.355
30049096	Nasal-drop medicaments containing naphazoline, xylometazoline or oxymetazoline	32	120	845	1.818
30049098	Herbal medicaments, other than for anthelmintic or antimalarials	164.196	1.177.028	175.672	2.445.444
30049099	Medicament consisting of mix/unmix product for therapeutic/prophylactic uses,for retail sale,oth HS 30041015-30049098	68.548	321.644	12.688.815	63.129.217

**Tabel 3 : Ekspor Indonesia menurut Komoditi ( Kode HS 8 digit )**

**Juli 2023**

Kode H S	Uraian golongan barang	Berat bersih (Kg)		Nilai F.O.B. ( U S \$ )	
		Bulan ini	Kumulatif	Bulan ini	Kumulatif
		(1)	(2)	(3)	(4)
30051010	Adhesive dressings and other articles having an adhesive layer, impregnated or coated with pharmaceutical substances	5.518	28.279	59.542	339.028
30051090	Adhesive dressings & other articles having an adhesive layer, other than impregnated/coated with pharmaceutical substances	32.129	139.639	316.400	1.285.492
30059010	Bandages, put up in forms or packings for retail sale for medical, surgical, dental or veterinary purposes	1.911	31.341	6.376	119.697
30059020	Gauze, put up in forms or packings for retail sale for medical, surgical, dental or veterinary purposes	40	167	40	1.915
30059090	Wadding, packings for retail sale for medical, surgical, dental/veterinary purposes, other than HS 30051010-30059020	9.232	75.502	91.851	1.322.528
30061010	Sterile absorbable surgical or dental yarn, sterile surgical or dental adhesion barriers, whether or not absorbable	2	23	308	15.592
30061090	Sterile surgical catgut, sterile tissue adhesives for surgical wound closure, sterile laminaria & sterile laminaria tents	24	205	2.303	14.032
30063010	Opacifying preparations for Xray examinations, diagnostic reagents designed, barium sulphate, of a kind taken orally	-	669.000	-	45.452
30063090	Opacifying preparations for Xray examinations, other than HS 30063010-30063030	74	174	4.597	5.626
30064010	Dental cements and other dental fillings	136	782	4.955	269.277
30065000	First-aid boxes and kits	35	1.475	4.783	18.529
30066000	Chemical contraceptive preparations based on hormones, on other products of heading 2937 or on spermicides	12.140	155.135	848.428	10.800.056
30067000	Gel prep designed to be used in hum or vet med as a lubricant for parts of the body for surg operations or physical exam	0	3.507	21	6.507
30069210	Waste pharmaceuticals of medicaments for the treatment of cancer, HIV/AIDS or other intractable diseases	14	14	2	2
30069300	Placebos and blinded (or double-blinded) clinical trial kits for a recognised clinical trial put up in measured doses	61	61	199	199
31010010	Fertilisers produced by of solely vegetable origin	710.120	5.480.628	220.330	1.595.106
31010092	Fertilisers produced of animal origin (other than guano), chemically treated	6	68.468	9	15.889
31010099	Animal fertilisers, not chemically treated	361.021	9.354.155	165.885	2.898.819
31021000	Urea, whether or not in aqueous solution	11.483.503	653.345.402	3.827.683	217.883.729
31022100	Ammonium sulphate	-	4.017	-	2.074
31022900	Double salts and mixtures of ammonium sulphate and ammonium nitrate	-	240.093	-	101.835
31023000	Ammonium nitrate, whether or not in aqueous solution	12.199.600	41.784.400	6.739.314	29.985.066
31025000	Sodium nitrate	-	15.004	-	16.725
31026000	Double salts and mixtures of calcium nitrate and ammonium nitrate	-	10.001	-	10.151
31029000	Mineral or chemical fertilisers, nitrogenous, other than HS 31021000-31028000	-	28	-	10
31031190	Superphosphates containing by weight 35 % or more of diphosphorus pentaoxide (P2O5), other than feed grade	325.000	4.989.000	107.890	1.231.343
31031990	Superphosphates containing by weight less than 35 % of diphosphorus pentaoxide (P2O5), other than feed grade	222.000	1.272.251	45.020	336.316
31039090	Mineral or chemical fertilisers, phosphatic, other than superphosphate & calcined phosphatic fertilisers	138.612	1.591.427	31.779	592.459
31042000	Potassium chloride	54.500	730.421	32.199	531.459
31043000	Potassium sulphate	1.892.001	6.478.014	1.088.648	3.773.976
31051020	Mineral/chemical fertilisers contain 2 or 3 of fertilising elements in tablets/similar forms of a gross weight ≤10 kg	70	993	28	28.544
31052000	Mineral or chemical fertilisers containing the three fertilising elements nitrogen, phosphorus and potassium	143.001	1.501.387	82.111	965.374
31053000	Diammonium hydrogenorthophosphate (diammonium phosphate)	-	26	-	22
31055100	Mineral or chemical fertilisers containing nitrates and phosphates	-	254.600	-	72.560



**Tabel 3 : Ekspor Indonesia menurut Komoditi ( Kode HS 8 digit )**

**Juli 2023**

Kode H S	Uraian golongan barang	Berat bersih (Kg)		Nilai F.O.B. ( U S \$ )	
		Bulan ini	Kumulatif	Bulan ini	Kumulatif
		(1)	(2)	(3)	(4)
31055900	Mineral/chemical fertilisers,contain the two fertilising elements nitrogen and phosphorus,oth contain nitrates and phosphates	66.000	58.413.020	114.292	26.293.312
31056000	Mineral or chemical fertilisers containing the two fertilising elements phosphorus and potassium	2.549	26.520	14.624	42.850
31059000	Mineral/chemical fertilisers contain two/three of fertilising elements nitrogen,phosphorus&potassium, oth HS 31052000-31056000	370.180	4.691.290	178.042	2.099.370
32011000	Quebracho extract	-	15.175	-	33.840
32019000	Tanning extracts of vegetable origin,tanning and their salts, ethers, ester and other derivatives, other than quebracho and wattle extract	1.844.550	12.287.756	8.107.917	45.968.924
32021000	Synthetic organic tanning substances	199.170	1.479.195	313.255	2.396.486
32029000	Inorganic tanning substances, tanning prep, whether or not containing natural tanning substances, enzymatic prep for pre-tanning	25	131.534	113	1.263.752
32030010	Colouring matter of vegetable/animal origin incl dyeing extracts excluding animal black, of a kind used in the food/drink industries	21.277	105.329	43.403	167.348
32030090	Colouring matter of vegetable/animal origin incl dyeing extract excluding animal black other than used in the food or drink industries	84	1.887	162	30.598
32041110	Disperse dyes and preparations based thereon, crude	1.351	7.030	19.294	93.605
32041190	Disperse dyes and preparations based thereon, other than crude	291.619	2.070.269	3.297.521	26.494.265
32041210	Acid dyes, whether or not premetallised, and preparations based thereon	42.134	242.545	545.497	3.458.503
32041290	Mordant dyes and preparations based thereon	1.547	2.275	4.907	12.644
32041300	Basic dyes and preparations based thereon	8.101	40.357	154.494	424.764
32041400	Direct dyes and preparations based thereon	418.576	1.864.198	893.273	4.060.365
32041500	Vat dyes (including those usable in that state as pigments) and preparations based thereon	38.327	205.082	828.671	4.597.170
32041600	Reactive dyes and preparations based thereon	516.209	2.271.253	3.099.307	14.560.643
32041710	Synthetic organic pigment in powder form	204.881	994.048	1.817.842	8.764.625
32041790	Pigments and preparations based thereon, other than synthetic organic pigment in powder form	178.478	1.517.586	1.074.863	7.806.402
32041900	Synthetic organic colouring matter & prep,including mixtures of colouring matter of 2 or more of the subheading 320411-320419	389.800	1.401.713	405.023	1.473.494
32042000	Synthetic organic products of a kind used as fluorescent brightening agents	664.998	4.877.941	1.037.033	8.754.895
32049000	Synthetic organic colouring matter, prep as specified in Note 3 to this Chapter , other than HS 32041100-32042000	22	1.221	3.280	25.202
32050000	Colour lakes, preparations as specified in Note 3 to this Chapter based on colour lakes.	137	1.525	11.563	28.398
32061110	Pigments based on titanium dioxide containing 80 % or more by weight of titanium dioxide calculated on the dry matter	-	500	-	3.691
32061910	Pigments based on titanium dioxide containing less than 80 % by weight of titanium dioxide calculated on the dry matter	3.300	80.000	24.831	596.915
32061990	Preparations based on titanium dioxide containing < 80% by weight of titanium dioxide calculated on the dry matter	148.400	542.200	514.306	1.958.944
32062010	Chrome yellow, chrome green and molybdate orange or red based on chromium compounds	13.000	288.676	150.181	1.594.165
32062090	Pigments and preparation based on chromium compounds,oth than chrome yellow,chrome greenandmolybdate orange/red from chrome compounds	-	13.960	-	49.999
32064190	Ultramarine	-	61.001	-	107.707
32064290	Lithopone and other pigments based on zinc sulphide	1	10	1	285
32064911	Preparations of inorganic pigment based on cadmium compounds of hexacyanoferrates (ferrocyanides and ferrycyanides)	-	50	-	1.576

**Tabel 3 : Ekspor Indonesia menurut Komoditi ( Kode HS 8 digit )**

**Juli 2023**

Kode H S	Uraian golongan barang	Berat bersih (Kg)		Nilai F.O.B. ( U S \$ )	
		Bulan ini	Kumulatif	Bulan ini	Kumulatif
		(1)	(2)	(3)	(4)
32064919	Preparations of other inorganic pigment based on cadmium compounds of hexacyanoferrates (ferrocyanides and ferricyanides)	1.250	1.354	3.307	3.675
32064990	Colouring matter, other than ultramarine and prep based thereon or lithopone and other pigments and prep based on zinc sulphide	384.543	1.381.914	1.251.664	5.272.703
32065090	Inorganic products of a kind used as luminophores, other than preparations	52	346	1.737	5.545
32071000	Prepared pigments, prepared opacifiers, prepared colours and similar preparations	1.582.269	14.738.567	1.681.975	17.336.121
32072010	Enamel frits	-	160.212	-	358.150
32072090	Vitrifiable enamels and glazes, engobes (slips) and similar preparations, other than enamel frits	1.487.418	7.077.038	662.770	3.745.194
32073000	Liquid lustres and similar preparations	1.374	8.670	3.693	20.756
32074000	Glass frit and other glass, in the form of powder, granules or flakes	583.414	4.303.060	691.705	4.280.649
32081011	Varnishes (including lacquers) based on polyesters of a kind used in dentistry	-	10	-	2
32081019	Varnishes (including lacquers) based on polyesters, other than of a kind used in dentistry	2.441	24.110	4.945	65.207
32081020	Antifouling and/or anticorrosive paints for ships' hulls based on polyesters	-	1.560	-	4.197
32081090	Paint incl enamels based on polyesters, oth than varnishes incl lacqandantifouling and/or anticorrosive paint for ships'hulls	303.434	4.042.934	893.450	12.247.629
32082040	Antifouling and/or anticorrosive paints for ships' hulls based on acrylic or vinyl polymers	1.927	72.730	17.075	390.505
32082090	Paints based on acrylic or vinyl polymers, oth than antifouling and/or anticorrosive paint	269.903	1.987.699	919.515	7.341.807
32089011	Varnishes(including lacquers), >100oC heat resistance, used in dentistry, other than based on polyesters,acrylic/vinyl polymers	3.060	3.066	10.649	10.682
32089019	Varnishes(including lacquers), >100oC heat resistance, not used in dentistry, other based on polyesters, acrylic/vinyl polymers	42.413	347.768	156.426	1.208.624
32089029	Varnishes(incl lacquers), ≤100oC heat resistance, not used in dentistry,oth based on polyesters,acrylic/vinyl polymers	135.355	844.356	513.796	3.093.705
32089030	Antifouling and/or anticorrosive paints for ships'hulls other than based on polyestersandbased on acrylic or vinyl polymers	-	3.051	-	30.927
32089090	Paint&varnishes incl enamels&lacquers exc based on polyesters&based on acrylic/vinyl polymers &HS 32081010-32089030	1.283.833	5.734.124	4.343.329	22.501.396
32091010	Varnishes (including lacquers), based on acrylic or vinyl polymers	22.225	219.275	58.410	429.725
32091050	Antifouling and/or anticorrosive paints for ships' hulls, based on acrylic or vinyl polymers	-	9.707	-	64.118
32091090	Paints&varnishes including enamels based on acrylic or vinyl polymers, other than HS 32091010-32091050	166.474	656.547	167.429	920.232
32099000	Paints and varnishes (including enamels and lacquers), other than based on acrylic or vinyl polymers	139.106	1.407.898	329.432	2.794.710
32100010	Varnishes (including lacquers)	640	54.080	2.749	312.198
32100030	Prepared water pigments of a kind used for finishing leather	-	7	-	7
32100091	Antifouling and/or anticorrosive paints for ships' hulls	-	5.364	-	1.637
32100099	Paints other than antifouling and/or anticorrosive paints for ships' hulls	62.314	317.814	366.788	1.380.916
32110000	Prepared driers	66	36.028	768	162.988
32121000	Stamping foils	2.537	19.114	52.144	383.883
32129011	Aluminium paste dispersed in nonaqueous media, of a kind used in the manufacture of paints (including enamels)	1	533	10	14.884

Tabel 3 : Ekspor Indonesia menurut Komoditi ( Kode HS 8 digit )

Juli 2023

Kode H S	Uraian golongan barang	Berat bersih (Kg)		Nilai F.O.B. ( U S \$ )	
		Bulan ini	Kumulatif	Bulan ini	Kumulatif
		(1)	(2)	(3)	(4)
32129014	Pigments incl metallic powders and flakes dispersed in not water media,in liq/paste form,for manufacture of leather paint	-	444	-	1.613
32129019	Pigment incl metallic powders and flakes dispersed in not water media,in liq/paste form,not for manufacture of leather paint	1.647	12.655	5.985	87.918
32129021	Dyes and other colouring matter put up in forms or packings for retail sale of a kind used in the food or drink industries	15	149	403	2.936
32129022	Dyes put up in forms/packings for retail sale of a kind not used in the food/drink industries	-	8	-	0
32129029	Colouring matter put up in forms/packings for retail sale of a kind not used in the food/drink industries	1.070	15.597	6.028	92.275
32131000	Colours in sets, of a kind used by artists, students or signboard painters	1.324	3.371	11.457	29.276
32139000	Colours, of a kind used by artists, students or signboard painters, other than colours in sets	5	157	5	2.637
32141000	Glaziers' putty, grafting putty, resin cements, caulking compounds & other mastics, painters' fillings	117.919	668.189	370.730	2.550.381
32149000	Non-refractory surfacing preparations for facades, indoor walls, floors, ceilings or the like.	251.015	1.555.036	344.596	2.023.429
32151110	Printing ink, black, ultraviolet curable	100	116	1.519	1.529
32151120	Printing ink, black, solid ink in engineered shapes for insertion into	-	51	-	205
32151190	Printing ink, black, other than ultraviolet curable and solid ink in engineered shapes for insertion into	123.103	750.205	1.198.035	6.450.107
32151910	Printing ink, other than black, solid ink in engineered shapes for insertion into	236.976	1.898.631	862.991	7.470.666
32151990	Printing ink, other than black, other than solid ink in engineered shapes for insertion into	891.922	5.019.109	6.720.496	38.360.410
32159010	Carbon mass of a kind used to manufacture carbon paper	-	115	-	300
32159060	Writing or drawing ink	1	249	1	11.528
32159070	Ink of a kind suitable for use with duplicating machines of heading 8472	23.724	185.311	593.748	3.976.337
32159090	Ink, whether or not concentrated or solid, other than HS 32151110-32159070	54.426	308.212	802.862	3.747.216
33011200	Essential oils of orange	1.046	14.987	92.549	340.309
33011300	Essential oils of lemon	55	1.810	1.582	105.604
33011900	Essential oils of citrus fruit, other than of orange & lemon	6.230	181.015	74.174	4.142.257
33012400	Essential oils of peppermint (Mentha piperita)	25	25.559	1.489	273.708
33012500	Essential oils of other mints, other than peppermint (Mentha piperita)	7	1.520	157	48.652
33012920	Essential oils of sandalwood	505	5.940	216.365	1.754.746
33012930	Essential oils of citronella	26.209	279.021	348.232	3.778.858
33012940	Essential oils of nutmeg	48.838	267.156	3.008.483	15.456.309
33012950	Essential oils of cloves	155.380	759.221	1.556.620	9.753.306
33012960	Essential oils of patchouli	181.314	1.186.177	8.557.462	50.023.626
33012970	Essential oils of lemon grass, cinnamon, ginger, cardamom or fennel	324	6.411	28.913	790.477
33012990	Essential oils other than HS 33011200-33012970	725	3.024	94.789	322.071
33013000	Resinoids	-	6	-	1.355
33019010	Aqueous distillates & aqueous solutions of essential oils suitable for medicinal use	6.292	67.097	490.202	2.747.838
33019020	Extract oleoresins	-	2.016	-	42.253
33019090	Concentrates of essential oils in fats, in fixed oils, in waxes or the like, obtained by enfleurage or maceration, terpenic by-products of the deterpenation of essential oils	28.677	451.161	662.007	8.044.033
33021010	Odoriferous alcoholic preparations of a kind used in the manufacture of alcoholic beverages, in liquid form	9.098	48.485	112.245	626.360
33021020	Odoriferous alcoholic preparations of a kind used in the manufacture of alcoholic beverages, in other forms	2.625	17.700	79.910	418.909
33021030	Other of a kind used in the food or drink industries not containing alcohol	283.244	1.861.149	2.534.788	17.778.981

Tabel 3 : Ekspor Indonesia menurut Komoditi ( Kode HS 8 digit )

Juli 2023

Kode H S	Uraian golongan barang	Berat bersih (Kg)		Nilai F.O.B. ( U S \$ )	
		Bulan ini	Kumulatif	Bulan ini	Kumulatif
(1)	(2)	(3)	(4)	(5)	(6)
33021090	Odoriferous alcoholic preparations of a kind used in the food or drink industries, other than HS 33021010-33021020	642.170	4.591.776	7.100.641	50.822.640
33029000	Odoriferous substances and mixtures, used as raw materials in industries other than the food or drink industries	575.979	3.575.359	8.836.071	52.512.460
33030000	Perfumes and toilet waters	788.184	5.177.656	12.182.488	74.536.928
33041000	Lip makeup preparations	5.266	25.442	217.923	1.175.755
33042000	Eye makeup preparations	22.361	109.314	205.412	1.063.126
33043000	Manicure and pedicure preparations	4.199	19.702	52.441	576.883
33049100	Beauty or make up preparations, powders, whether or not compressed	177.786	1.472.471	567.463	5.422.356
33049920	Antiacne preparations	18.787	195.460	113.801	966.232
33049930	Face or skin creams and lotions other than antiacne preparations	1.261.977	7.413.107	4.111.223	26.118.737
33049990	Beauty/make up preparat, for the care of the skin (incl sunscreen or sun tan preparations), ot HS 33041000-33049930	1.246.086	8.360.252	7.949.744	50.759.735
33051010	Shampoos having antifungal properties	1.050.357	5.091.750	2.114.504	9.934.329
33051090	Shampoos not having antifugal properties	1.062.348	7.190.403	2.366.604	16.862.962
33052000	Preparations for permanent waving or straightening	7.863	26.844	39.004	141.604
33053000	Hair lacquers	6	2.161	20	10.212
33059000	Preparations for use on the hair, other than shampoos, preparations for permanent waving or straightening and hair lacquer	682.115	4.207.275	4.768.801	27.896.247
33061010	Dentifrices in powders forms and pastes for dental prophylaxis	651.168	3.626.563	1.412.795	8.276.334
33061090	Dentifrices, other than in powders forms and pastes for dental prophylaxis	123.552	611.815	497.247	2.423.714
33062000	Yarn used to clean between the teeth (dental floss)	3	729	148	2.143
33069000	Prep for oral/dental hygiene, incl denture fixative pastes and powders,in individual retail packages,other than dentifrices	19.791	278.730	85.682	997.037
33071000	Preshave, shaving or aftershave preparations	2.418	72.528	17.329	219.199
33072000	Personal deodorants and antiperspirants	143.901	1.267.020	1.148.998	7.997.647
33073000	Perfumed bath salts and other bath preparations	1	49	16	234
33074110	Agarbatti and other odoriferous prep which operate by burning, Scented powders of a kind used during religious rites	93.078	689.885	35.836	295.251
33074190	Agarbatti and other odoriferous prep which operate by burning, other than scented powders of a kind used during religious rites	11.354	108.259	75.301	489.878
33074910	Room perfuming preparations, whether or not having disinfectant properties	145.589	900.973	873.499	4.786.339
33074990	Deodorising rooms, other than room perfuming preparations, whether or not having disinfectant properties	39.302	168.117	178.705	907.724
33079030	Papers and tissues, impregnated or coated with perfume or cosmetics	73.173	502.873	208.200	1.395.223
33079040	Perfumery or cosmetics, including depilatories, other than HS 33071000-33079030	6.771	45.092	52.293	331.406
33079050	Contact lens or artificial eye solutions	-	25.730	-	197.386
33079090	Perfumery, cosmetic or toilet preparations, other than HS 33071000-33079050	56.630	371.222	363.117	2.943.433
34011140	Medicated soap including disinfectant soap	2.207.091	14.335.511	3.741.489	26.174.021
34011150	Soap for toilet use including bath soap other than medicated soap	14.033.142	88.863.609	24.012.304	164.344.035
34011161	Soap and organic surface-active products and preparations for toilet use, nonwovens impregnated, coated or covered with soap or detergent in packings for retail sale	-	25	-	68
34011169	Soap and organic surface-active products and preparations for toilet use, of felt or nonwovens, impregnated, coated or covered with soap or detergent other than nonwovens in packings for retail sale	618	18.416	7.504	64.931

Tabel 3 : Ekspor Indonesia menurut Komoditi ( Kode HS 8 digit )

Juli 2023

Kode H S	Uraian golongan barang	Berat bersih (Kg)		Nilai F.O.B. ( U S \$ )	
		Bulan ini	Kumulatif	Bulan ini	Kumulatif
		(1)	(2)	(3)	(4)
34011170	Soap and organic surface-active products and preparations for toilet use, of paper, impregnated, coated or covered with soap or detergent	-	146	-	529
34011190	Soap and organic surface-active products & preparations in the form of bars, cakes, moulded pieces or shapes, and paper, for toilet use, other than HS 34011161 & HS 34011170	344.775	6.620.997	453.237	6.462.268
34011910	Soap and organic surface-active products and preparations other than for toilet use, of felt or nonwovens, impregnated, coated or covered with soap or detergent	12.905	12.905	16.023	16.023
34011920	Soap and organic surface-active products and preparations other than for toilet use, of paper, impregnated, coated or covered with soap or detergent	462	4.688	856	10.873
34011990	Soap and organic surface-active products and preparations in the form of bars, cakes, moulded pieces or shapes, and paper, other than for toilet use, other than HS 34011910-34011920	5.092.384	30.214.418	6.017.595	42.911.784
34012020	Soap chips	55.768.442	346.722.514	46.209.835	284.893.697
34012091	Soap in other forms of a kind used for flotation deinking of recycled paper, other than soap chips	108.000	1.833.000	98.557	1.778.821
34012099	Soap in other forms, other than soap chips and soap of a kind used for flotation deinking of recycled paper	63.367	8.375.598	111.937	7.961.929
34013000	Organic surfaceactive products&prep for washing the skin,in the form of liquid/cream&put up for retail, contain soap/not	955.614	6.439.387	2.350.012	18.285.303
34023110	Sulphonated alkylbenzenes	933.404	6.478.913	1.105.353	8.730.441
34023190	Linear alkylbenzene sulphonic acids and their salts other than Sulphonated alkylbenzenes	175.215	816.613	271.584	1.189.793
34023910	Sulphated fatty alcohols	3.094.969	21.637.576	4.283.062	32.091.114
34023990	Other linear alkylbenzene sulphonic acids and their salts other than sulphated fatty alcohols	777.247	4.780.072	1.500.682	9.210.985
34024100	Cationic	234.941	1.061.118	345.229	2.236.391
34024210	Hydroxyl-terminated polybutadiene	-	26.975	-	45.174
34024290	Non ionic other than Hydroxyl-terminated polybutadiene	170.942	2.036.155	392.302	3.932.493
34024910	Other than cationic and non-ionic suitable for use in fire-extinguishing preparations	156	5.920	305	14.552
34024990	Other than cationic and non-ionic not suitable for use in fire-extinguishing preparations	636.661	5.947.048	684.354	6.142.472
34025011	Surface-active preparations put up for retail sale in liquid form	798.474	7.247.818	772.887	7.143.563
34025012	Anionic washing preparations or cleaning preparations, including bleaching, cleansing or degreasing preparations put up for retail sale in liquid form	4.716.237	31.534.808	3.239.263	21.930.696
34025019	Preparations put up for retail sale o.t surface-active preparations and anionic washing preparations or cleaning preparations, including bleaching, cleansing or degreasing preparations in liquid form	14.139	137.617	16.254	162.099
34025091	Surface-active preparations put up for retail sale in other than liquid form	-	58.941	-	70.331
34025092	Anionic washing preparations or cleaning preparations, including bleaching, cleansing or degreasing preparations put up for retail sale in other than liquid form	11.398.440	89.258.401	9.959.579	77.447.623
34025099	Preparations put up for retail sale o.t surface-active preparations & anionic washing preparations or cleaning preparations, includ bleaching, cleansing or degreasing preparations in o.t liquid form	19.361	57.642	35.128	131.823
34029011	Anionic wetting agents in liquid form	55.561	369.494	98.914	670.783
34029012	Anionic washing or cleaning preparations, including bleaching, cleansing or degreasing preparations in liquid form	209.294	1.642.493	201.406	1.792.457
34029013	Washing/cleaning preparations, including bleaching, cleansing/degreasing prep in liquid form other than anionic prep	48.846	317.565	65.305	349.060

Tabel 3 : Ekspor Indonesia menurut Komoditi ( Kode HS 8 digit )

Juli 2023

Kode H S	Uraian golongan barang	Berat bersih (Kg)		Nilai F.O.B. ( U S \$ )	
		Bulan ini	Kumulatif	Bulan ini	Kumulatif
(1)	(2)	(3)	(4)	(5)	(6)
34029014	Anionic surface active preparations in liquid form other than anionic wetting agents and washing preparations	23.018	50.766	31.888	98.177
34029019	Surf active prep, wash prep incl aux wash&clean prep,cont soap/not,in liq form, oth than HS3401, 34029011-34029014, retail	201.161	1.737.692	456.936	3.242.340
34029091	Anionic wetting agents not in liquid form	26.612	67.125	61.761	145.407
34029092	Anionic washing or cleaning reparations,including bleaching,cleansing or degreasing preparations not in liquid form	2.135	24.806	5.485	43.133
34029093	Washing/cleaning preparations, including bleaching, cleansing/degreasing prep not in liquid form other than anionic prep	5.999	113.612	3.850	209.156
34029094	Anionic surface active preparations not in liquid form other than anionic wetting agents and washing preparations	5	8.055	10	11.905
34029099	Surface active prep,wash prep incl aux wash&clean prep,cont soap/not,not in liq form,oth than of 3401,HS 34029091-34029094	410.289	3.303.050	876.277	7.939.505
34031111	Liquid lubricating oil prep, for treatm of textile,or oth material, containing petroleum oil/oil from bituminous mineral	5.126	35.231	4.368	71.725
34031119	Prep for treatm of textile/oth material,in liquid form,contain petrol oil/oil from bituminous mineral, other than lubricating	36	33.112	1.363	76.541
34031190	Prep for treatm of textile/oth material, contain petrol oil/oil from bituminous mineral, other than in liquid form	6.277	30.240	17.305	87.399
34031911	Lubricating preparations for aircraft engines,contain petroleum oil/oil from bituminous mineral, in liquid form	351	804	7.348	14.144
34031912	Lubricating prep cont. petroleum oil, not for treatment textile material/leather/furskins cont. silicone oil in liquid	-	97	-	1.088
34031919	Lubricate prep cont petrol oil not for treatment textile/leather/furskin/aircraft engine not cont silicone oil in liquid	-	81.747	-	202.675
34031990	Lubricating preparation containing petroleum oil not for treatment textile material/leather/furskins, not in liquid form	158.794	674.941	377.578	1.609.447
34039111	Lubricating preparation contain silicone oil-for treatment of textile/leather/furskins, not contain petrol,in liquid form	43	330	12.000	99.011
34039119	Lubricating prep for treatment of textile/leather/furskins, not contain petrol, in liquid form, other than contain silicone oil	1.400	8.600	7.869	37.604
34039190	Lubricating prep for treatment of textile/leather/furskins, not contain petrol, other than in liquid form	66.861	219.917	90.600	317.225
34039911	Lubricating preparations for aircraft engines, not contain petroleum oil/oil from bituminous mineral, in liquid form	-	65	-	299
34039912	Lubricating prep contain silicone oil not for treatment of textile/leather/furskins,not contain petrol,in liquid form	-	18	-	44
34039919	Lubricating prep not cont petrol,not for treatment of textile/leather/furskins/aircraft,not cont silicone oil,in liquid	2.140	65.302	15.292	218.748
34039990	Lubricating preparations,not containing petroleum oil,not for treatment of textile/leather/furskins, not in liquid form	138.612	1.035.171	289.140	2.180.701
34042000	Waxes, artificial and prepared, of poly(oxyethylene) (polyethylene glycol)	21.361	74.062	29.585	151.709
34049010	Waxes, artificial and prepared, of lignite chemically modified, other than poly (oxyethylene) (polyethylene glycol)	-	1	-	26
34049090	Artificial waxes & prepared waxes, other than HS 34042000-34049010	10.314.161	41.531.855	10.036.937	50.165.967
34051000	Polishes, creams and similar preparations for footwear or leather	64	114.794	124	619.752
34052000	Polishes, creams and similar preparations for the maintenance of wooden furniture, floors or other woodwork	99	3.658	1.430	16.376

Tabel 3 : Ekspor Indonesia menurut Komoditi ( Kode HS 8 digit )

Juli 2023

Kode H S	Uraian golongan barang	Berat bersih (Kg)		Nilai F.O.B. ( U S \$ )	
		Bulan ini	Kumulatif	Bulan ini	Kumulatif
(1)	(2)	(3)	(4)	(5)	(6)
34053000	Polishes and similar preparations for coachwork, other than metal polishes	450	11.373	2.423	40.262
34054000	Scouring pastes and powders and other scouring preparations	200	2.378	568	8.592
34059010	Metal polishes	-	285	-	1.067
34059090	Polishes & creams, scouring pastes & powders & similar preparations, excluding waxes of HS 3404, oth HS 34051000-34059010	182	23.435	585	235.924
34060000	Candles, tapers and the like	268.056	1.312.265	453.331	3.094.692
34070010	Modelling pastes, including those put up for children's amusement	100	255	25.000	50.694
34070020	Prep known as dental wax/dental impression compounds, in set, for retail/in plate, horseshoe shapes, stick/similar forms	-	23	-	957
34070030	Preparations for use in dentistry, with a basis of plaster (of calcined gypsum or calcium sulphate)	-	7	-	152
35011000	Casein	-	64.000	-	8.994
35019010	Caseinates and other casein derivatives	20	22	1	2
35022000	Milk albumin, including concentrates of two or more whey proteins	402	2.834	223	840
35030049	Gelatin and gelatin derivatives oth in powder form with a bloating level of A250 or B230 or higher on the Bloom scale	2	63	13	259
35030069	Other glues of animal origin other than fish glues	-	6.188	-	1.462
35040000	Peptones and their deriv, oth protein substances and their deriv, not specified or included, hide powder, chromed or not.	20.002	303.711	10.473	191.345
35051010	Dextrins, soluble or roasted starches	60.626	189.421	52.876	172.016
35051090	Dextrins, other than soluble or roasted starches	933.863	6.988.088	2.108.944	13.930.027
35052000	Glues, based on starches, or on dextrins or other modified starches	2.837	15.690	11.517	64.290
35061000	Products suitable for use as glues or adhesives, put up for retail sale as glues or adhesives, net weight ≤ 1 kg	177.496	1.249.760	1.213.442	8.595.328
35069110	Optically clear free-film adhesives and optically clear curable liquid adhesives of a kind used solely or principally for the manufacture of flat panel displays or touch-sensitive screen panels	15.215	196.377	28.287	511.508
35069190	Optically clear free-film adhesives and optically clear curable liquid adhesives not of a kind used solely or principally for the manufacture of flat panel displays or touch-sensitive screen panels	753.040	4.159.562	1.727.991	9.934.388
35069900	Glues and other adhesives, prepared, n.e.c. in heading no. 3506, not exceeding a net weight of 1kg	159.334	750.522	609.331	2.781.547
35071000	Rennet and concentrates thereof	-	2	-	1
35079000	Enzymes, other than rennet & concentrates thereof	51.818	363.286	884.179	5.226.466
36031000	Safety fuses	-	120	-	398
36036000	Electric detonators	-	650	-	107
36041000	Fireworks	-	37	-	695
36049020	Miniature pyrotechnic munitions and percussion caps for toys	-	7	-	97
36049040	Signalling flares	7	120	53	730
36049090	Pyrotechnic products, n.e.c. in heading 3604	7.988	75.610	23.454	226.462
36050000	Matches, other than pyrotechnic articles of heading 3604	402.632	1.890.119	637.055	3.076.138
36061000	Liquid/liquefied-gas fuels in containers, used for filling/refilling cigarette/similar lighters & of a capacity ≤ 300 cm <sup>3</sup>	-	29	-	19
37011000	Photographic plates and film, for X-ray, in the flat, sensitised, unexposed, of any material oth paper, paperboard/textiles	-	3.074	-	108.524
37012000	Instant print film	91	200	9.532	21.153
37013000	Photographic plates and film in the flat, sensitised, unexposed, with any side exceeding 225mm, other than for X-ray and instant print film	22	475	919	23.079
37019110	Photographic plates for colour photography (polychrome) of a kind suitable for use in the printing industry	25	245	25	325

Tabel 3 : Ekspor Indonesia menurut Komoditi ( Kode HS 8 digit )

Juli 2023

Kode H S	Uraian golongan barang	Berat bersih (Kg)		Nilai F.O.B. ( U S \$ )	
		Bulan ini	Kumulatif	Bulan ini	Kumulatif
		(1)	(2)	(3)	(4)
37019190	Photographic plates for colour photography (polychrome) not suitable for use in the printing industry	-	2	-	27
37019910	Photographic plates and film in the flat, oth colour photography, of a kind suitable for use in the printing industry	-	85	-	420
37019990	Photographic plates and film in the flat, oth colour photography, not suitable for use in the printing industry	0	19	12	399
37021000	Photographic film for X-rays, in rolls, sensitised and unexposed (other than of paper, paperboard or textiles)	-	2	-	10
37023100	Photographic film in rolls without perforations, of a width not exceeding 105 mm, for colour photography (polychrome)	2	4	16	120
37023900	Photographic film in rolls without perforations, of a width not exceeding 105 mm, other than HS 37023100 & HS 37023200	-	32	-	7.333
37024400	Photo film in roll without perforat, width>105mm but ≤610mm, other than color photo,use in medic,surgical,dental/veterinary,sciences/in print industry	-	4	-	600
37025290	Photographic film in rolls, for polychrome, width ≤ 16 mm, not suitable for use in cinematography	0	0	20	20
37025300	Photographic film in rolls, for polychrome, 16 mm < width ≤ 35 mm, of a length ≤ 30 m, for slides	-	5	-	1.082
37025490	Photographic film in rolls, for polychrome,,16 mm < width ≤ 35 mm, of a length ≤ 30 m, other than for slide, use in other than medic,surgical,dent/vet,sci/in print ind	291	1.779	89.450	481.198
37029890	Photographic film in rolls, width > 35 mm, length < 120 m, not suitable for use in cinematography	318	343	1.576	7.579
37031010	Photographic paper,paperboard & textiles,sensitised,unexposed n rolls of a width > 610 mm but not exceeding 1,000 mm	-	11	-	157
37031090	Photographic paper, paperboard & textiles,sensitised,unexposed n rolls of a width > 610 mm but exceeding 1,000 mm	969	13.602	634	22.419
37032000	Photographic paper, paperboard & textiles,sensitised,unexposed, for colour photography (polychrome)	-	62	-	135
37039000	Photographic paper, paperboard & textiles, (for other than colour photography&in rolls of a width >610mm), sensitised,unexposed	878	2.791	908	5.174
37040010	X-ray plates or film	-	30	-	1.882
37040090	Photographic plates, film, paper, paperboard & textiles, exposed but not developed, other than X-ray plates or film	15	15	122	122
37050090	Photographic plates and film, exposed and developed, other than cinematographic film, other than X-ray and microfilm	36	411	1.272	166.650
37071000	Sensitising emulsions	-	16.078	-	1.565
37079010	Flashlight materials	-	5	-	118
37079090	Chemical preparations for photographic uses, other than flashlight materials not sensitising emulsions	798	21.312	11.672	238.116
38011000	Artificial graphite	22.425	67.600	17.393	126.113
38012000	Colloidal or semicolloidal graphite	-	204	-	2.160
38013000	Carbonaceous pastes for electrodes and similar pastes for furnace linings	-	90	-	3.462
38019000	Preparations based on graphite/other carbon, blocks, plates/oth semi-manufactures, other than HS 38011000-38013000	-	721	-	3.200
38021010	Activated carbon based on coconut shell charcoal	1.733.739	10.623.424	2.544.489	16.529.033
38021090	Activated carbon based on other than coconut shell charcoal	530.186	2.957.838	721.242	4.127.181
38029010	Activated bauxite	-	7.501	-	7.883
38029020	Activated clays or activated earths	7.582.577	68.077.388	2.547.394	24.185.672
38029090	Animal black, including spent animal black, other than activated bauxite, activated clays or activated earths	1.986.100	9.276.320	221.073	1.089.411
38040010	Concentrated sulphite lye	-	45.001	-	33.615



Tabel 3 : Ekspor Indonesia menurut Komoditi ( Kode HS 8 digit )

Juli 2023

Kode H S	Uraian golongan barang	Berat bersih (Kg)		Nilai F.O.B. ( U S \$ )	
		Bulan ini	Kumulatif	Bulan ini	Kumulatif
(1)	(2)	(3)	(4)	(5)	(6)
38040090	Resid lyes from the manufact of wood pulp,Oth than concentrate sulphite lye and Calcium lignin sulphonat binder	-	7.551	-	13.329
38051000	Gum, wood or sulphate turpentine oils	2.952.950	13.560.355	5.410.179	30.427.419
38061000	Rosin and resin acids	8.310.721	60.333.356	8.723.968	72.780.384
38062000	Salts of rosin, of resin acids or of derivatives of rosin or resin acids, other than salts of rosin adducts	133.204	733.104	227.773	1.335.358
38063090	Ester gums other than in blokcks	17.700	172.110	40.767	353.803
38069010	Rosin spirit and rosin oils, n.e.c. in heading no. 3806, run gums in blokcks	-	15.202	-	23.550
38069090	Rosin spirit and rosin oils, other than HS 38061000-38069010, rum gums other than in blokcks	12.006	34.165	28.802	67.782
38070000	Wood tar, wood tar oils, wood creosote, wood naphtha, vegetable pitch, brewers' pitch and similar preparations based on rosin, resin acids or on vegetable pitch	-	4	-	57
38085210	Wood preservatives, being preparations oth than surface coatings, cont insecticid/fungicid, in packing w ≤ 300 g,	0	2	243	2.312
38085220	Fungicides and insecticides in aerosol containers, in packing w ≤ 300 g,	1	2.956	23	8.321
38085290	DDT, in packing w≤300 g, other than wood preservatives, being preparations oth than surface coatings, cont insecticid/fungicid and fungicides and insecticides in aerosol containers	8	15.103	77	69.415
38085911	Insecticides, in aerosol containers	869	27.837	827	76.731
38085919	Insecticides, other than in aerosol containers	2	96.703	10	113.976
38085921	Fungicides, in aerosol containers	112.168	469.258	339.099	1.446.940
38085929	Fungicides, other than in aerosol containers	2.109	6.639	8.301	29.296
38085931	Herbicides, in aerosol containers	-	3.542	-	6.235
38085939	Herbicides, other than in aerosol containers	28.136	83.927	33.961	101.839
38085950	Herbicides, Plantgrowth regulators	64	16.293	36	80.326
38085960	Herbicides, Disinfectants	50.038	437.665	87.262	850.872
38086110	Mosquito repellent coils,in packings of a net weight content ≤ 300 g	1.227	2.204	2.011	5.946
38086120	Mosquito repellent mats, in packings of a net weight content ≤ 300 g	228	1.052	554	2.258
38086130	In aerosol cans, in packings of a net weight content ≤ 300 g	1.568	37.007	6.615	128.060
38086140	Goods specified in Subhead Note 2 to this Chap,in liquid form,in pack of net weight content ≤ 300g	4.416	54.106	72.303	1.166.984
38086150	Goods specified in Subhead Note 2 to this Chap,having deodorising function,in pack, w≤ 300g	-	1.026	-	10.201
38086190	Good specifid in Subhead Note 2 to this Chapt,in packing of a net weight ≤ 300 g, other than HS 38086110 - 38086150	-	152	-	1.326
38086210	Powder for moulding into mosquito coils,in packings of a net weight content > 300 g but not exceeding 7.5kg,	-	150	-	60
38086220	Mosquito repellent coils, in packings of a net weight content > 300 g but not exceeding 7.5 kg	-	90	-	112
38086240	Aerosol cans, in packings of a net weight content > 300 g but not exceeding 7.5 kg	27.184	357.821	98.561	1.182.103
38086250	Liquid form, in packings of a net weight content > 300 g but not exceeding 7.5 kg	50.656	249.113	922.248	4.236.866
38086290	Good specifid in Subhead Note 2 this Chapt,packings of 300g < net weight ≤7.5kg, other than HS38086210-38086250	2	6.074	1	5.102
38086910	Powder for moulding into mosquito coils, in packings of a net weight content >7.5kg	-	1.181	-	2.348
38086990	Moulding into mosquito coils other than powder, in packings of a net weight content >7.5kg	13.248	185.685	195.771	1.719.428
38089110	Insecticides, Intermediate preparat contain 2-(methylpropyl-phenol methylcarbamate)	-	402.549	-	531.033
38089120	Insecticides, powder for moulding into mosquito coil	11.325	83.985	130.151	274.564
38089130	Insecticides, in aerosol containers	72.441	457.927	224.395	1.511.866
38089140	Insecticides, mosquito repellent coils	2.540.254	12.441.162	3.235.771	16.492.552
38089150	Insecticides, mosquito repellent mats	9.791	314.437	118.346	2.817.053

Tabel 3 : Ekspor Indonesia menurut Komoditi ( Kode HS 8 digit )

Juli 2023

Kode H S	Uraian golongan barang	Berat bersih (Kg)		Nilai F.O.B. ( U S \$ )	
		Bulan ini	Kumulatif	Bulan ini	Kumulatif
(1)	(2)	(3)	(4)	(5)	(6)
38089191	Insecticides, having deodorising function	-	5	-	19
38089199	Insecticides, other than HS 38089110-38089191	734.349	5.320.594	7.139.374	62.010.373
38089211	Fungicides, in aerosol containers, with a validamycin content not exceeding 3 % by net weight	5	5	5	5
38089219	Fungicides, in aerosol containers, with a validamycin content exceeding 3 % by net weight	156.359	1.021.535	886.464	8.314.708
38089290	Fungicides, other than in aerosol containers	63.102	939.589	1.403.556	21.892.954
38089311	Herbicides, in aerosol containers	-	4.308	-	3.562
38089319	Herbicides, other than in aerosol containers	783.483	7.276.282	5.994.655	79.959.191
38089320	Anti-sprouting products	18.400	36.668	48.800	103.769
38089330	Plant-growth regulators	7.824	72.278	108.877	940.883
38089420	Disinfectants, other than containing mixtures of coal tar acid and alkalis, in aerosol containers	-	10.558	-	46.553
38089490	Disinfectants, other than containing mixtures of coal tar acid and alkalis, other than in aerosol containers	82.139	605.851	257.922	1.489.517
38089910	Wood preservatives, containing insecticides or fungicides	6.000	6.000	1.857	1.857
38089990	Wood preservatives, other than containing insecticides or fungicides	201.682	1.418.156	547.218	4.519.549
38091000	Finishing agents, dye carriers to accelerate dyeing or fixing of dye-stuffs with basis of amylaceous substances	-	3.000	-	8.460
38099110	Finishing agents, dye carriers to accelerate dyeing or fixing of dye-stuffs with other than amylaceous substances, of a kind used on the textile or like industries, softening agents	282.296	1.464.721	314.611	1.919.989
38099190	Finishing agents, dye carriers to accelerate dyeing or fixing of dye-stuffs with other than amylaceous substances, of a kind used on the textile or like industries, other than softening agents	1.085.551	8.091.837	2.147.274	17.229.939
38099200	Finishing agents, dye carriers to accelerate dyeing or fixing of dye-stuffs with other than amylaceous substances, of a kind used in the paper or like industries	695.561	6.128.979	578.491	5.180.588
38099300	Finishing agents, dye carriers to accelerate dyeing or fixing of dye-stuffs with other than amylaceous substances, of a kind used in the leather or like industries	11.746	134.214	14.734	216.979
38109000	Fluxes&oth auxiliary preparation, for soldering, brazing/welding, or prep use as cores/coat for welding electrodes/rods	19.972	53.091	91.815	489.498
38111100	Anti-knock preparations, based on lead compounds	-	3	-	2
38111900	Anti-knock preparations, other than those based on lead compounds	58.257	578.701	153.253	1.344.123
38112190	Lubricating oil additives, containing petroleum oils or oils obtained from bituminous minerals, not for retail sale	3.134	9.686	32.442	88.930
38112900	Lubricating oil additives, not containing petroleum oils or oils obtained from bituminous minerals	10.003	26.249	12.045	80.948
38119010	Oxidation and gum inhibitors, viscosity improvers, anti-corrosive preparation, rust preventatives or corrosion inhibitor	5.346	243.524	22.266	371.063
38119090	Oxidation&gum inhibitor, viscosity improver, anti-corrosive prep, oth prep additive mineral oil/liquid, n.e.c. in heading 3811	34.561	251.487	40.885	448.077
38121000	Rubber accelerators, prepared	1.880	140.851	3.908	336.974
38122000	Plasticisers, compound, for rubber or plastics	797.238	3.315.418	6.241.631	26.528.417
38123100	Anti-oxidise prepar and other compound stabiliser;for rubber/plastic, mix of oligomer of 2,2,4-trimethyl-1,2-dihydroquinoline	400	480.687	940	184.471
38123900	Anti-oxidising preparations and other compound stabilisers, for rubber or plastics, other than 3812.31.00	632.592	3.179.654	4.001.756	20.745.658
38130000	Fire-extinguishers, preparations and charges and charged fire-extinguishing grenades	121	23.279	827	34.345
38140000	Organic composite solvents and thinners, not elsewhere specified or included, prepared paint or varnish removers.	85.470	712.223	206.536	1.795.147
38151100	Catalyst,support; reaction initiator/accelerator&catalytic prep, with nickel/nickel compound as the active substance	33.189	326.530	84.825	550.728

Tabel 3 : Ekspor Indonesia menurut Komoditi ( Kode HS 8 digit )

Juli 2023

Kode H S	Uraian golongan barang	Berat bersih (Kg)		Nilai F.O.B. ( U S \$ )	
		Bulan ini	Kumulatif	Bulan ini	Kumulatif
(1)	(2)	(3)	(4)	(5)	(6)
38151200	Catalyst,support; reaction initiator/accelerator&catalytic prep, with precious metal or compounds as the active substance	19.503	224.544	9.530.435	84.665.555
38151900	The supported catalysts, other than HS 38151100 - 38151200	132	40.497	72	73.964
38159000	Reaction initiators, reaction accelerators and catalytic preparations, unsupported, n.e.c. or included	89.157	459.999	947.296	3.656.574
38160010	Refractory cements, other than products of heading no. 3801	55.954	377.236	113.219	663.365
38160020	Dolomite ramming mix, other than products of heading no. 3801	-	5	-	1
38160090	Mortars, concretes & similar compositions, other than products of heading 3801.	506	400.423	32	314.785
38170000	Mixed alkylbenzenes & mixed alkyl-naphthalenes, other than those of heading 2707 or 2902.	1.773.192	14.938.231	2.448.980	23.022.029
38180000	Chemical elementsDopedFor use in electronics, in Discs Form, wafer/similarForm, chemical Compound Doped For use in electronic	12.722	82.115	3.083.014	20.246.534
38190000	Hydraulic brake fluid&oth prep liquid hydraulic transmission nor contain ≤70% weight petrol oil/obtain bitumin mineral	18.080	162.787	28.196	325.832
38200000	Anti-freezing preparations and prepared de-icing fluids.	678.666	2.977.573	788.871	4.342.126
38210010	Prepared culture media for the development of microorganisms	0	32	5	7.330
38210090	Prepared culture media for the development of plant, human or animal cells	5	2.433	1	6.515
38221100	Diagnostic/laboratory reagents on a backing, prepared diagnostic/laboratory reagents whether/not on a backing, whether/not put up in the form of kits, For malaria	26	26	1.458	1.458
38221200	Diagnostic/laboratory reagents on a backing, prepared diagnostic/laboratory reagents whether/not on a backing, whether/not put up in the form of kits, For Zika& oth disease by the genus Aedes	5	509	29	33.134
38221300	Diagnostic/laboratory reagents on a backing, prepared diagnostic/laboratory reagents whether/not on a backing, whether/not put up in the form of kits, For blood-grouping	45	147	4.704	6.738
38221900	Diagnostic/laboratory reagents on a backing, prepared diagnostic/laboratory reagents whether/not on a backing, whether/not put up in the form of kits, For other than malaria, zka and blood-grouping	182	13.687	33.428	183.630
38229010	Other than those of heading 3006, certified reference materials, Sterilisation indicator strips and tapes	-	124	-	8.916
38229090	Other than those of heading 3006, certified reference materials, other than Sterilisation indicator strips and tapes	1.325	1.882	30.018	97.723
38231100	Industrial monocarboxylic fatty acids, stearic acid	64.344.623	426.003.516	60.433.000	425.779.576
38231200	Industrial monocarboxylic fatty acids, oleic acid	12.357.633	98.265.568	12.302.342	96.472.225
38231300	Industrial monocarboxylic fatty acids, tall oil fatty acids	20.000	76.229	38.193	165.487
38231911	Industrial monocarboxylic fatty acids, acid oils from refining, coconut acid oil	1.695.877	12.648.651	1.105.193	10.081.550
38231919	Industrial monocarboxylic fatty acids, acid oils from refining, other than coconut acid oil	61.655.612	329.162.795	48.114.865	272.372.900
38231920	Industrial monocarboxylic fatty acids, other than acid oils from refining, palm fatty acid distillate	135.600.851	915.101.527	103.170.571	657.460.243
38231930	Industrial monocarboxylic fatty acids, other than acid oils from refining, palm kernel fatty acid distillate	10.216.769	65.860.637	7.224.918	48.536.253
38231990	Industrial monocarboxylic fatty acids, other than acid oils from refining, other than palm fatty acid distillate and palm kernel fatty acid distillate	107.028.320	641.499.343	92.216.882	618.112.653
38237010	Industrial fatty alcohols, in the form of wax	436.808	4.621.388	613.565	7.267.802
38237090	Industrial fatty alcohols other than in the form of wax	73.146.627	463.001.400	89.453.810	604.610.429
38241000	Prepared binders for foundry moulds or cores	259.689	2.051.431	330.214	2.051.171
38244000	Prepared additives for cements, mortars or concretes	588.369	5.543.563	405.103	4.439.088
38245000	Non-refractory mortars and concretes	173.337	3.027.168	66.480	1.404.851
38246000	Sorbitol other than that of subheading 290544	3.386.810	19.835.120	2.318.064	13.859.435

Tabel 3 : Ekspor Indonesia menurut Komoditi ( Kode HS 8 digit )

Juli 2023

Kode H S	Uraian golongan barang	Berat bersih (Kg)		Nilai F.O.B. ( U S \$ )	
		Bulan ini	Kumulatif	Bulan ini	Kumulatif
(1)	(2)	(3)	(4)	(5)	(6)
38248100	Goods specified in Subheading Note 3 to this Chapter, containing oxirane (ethylene oxide)	7	67	2	15
38248700	Goods specified in Subhead Note 3, contain perfluorooctane sulphonic acid, its salts, sulphonamides/sulphonyl fluoride	-	2	-	174
38248900	Goods specified in Subheading Note 3 to this Chapter, containing short-chain chlorinated paraffins	-	4	-	2
38249100	Mixtures and preparations consisting mainly of methyl methyl methylphosphonate and bis methylphosphonate	23.729	74.037	45.641	142.664
38249200	Polyglycol esters of methylphosphonic acid	5	5	5	5
38249910	Ink removers, stencil correctors, other correcting fluids & correction tapes(other than head 9612), packings for retail sale	266.311	2.273.981	567.926	3.924.079
38249930	Copying pastes with a basis of gelatin, whether presented in bulk/ ready for use (i.e: on a paper or textile backing)	930	4.935	2.920	21.897
38249940	Chemical products & preparations of the chemical or allied industries, composite inorganic solvents	7.512.349	52.554.303	6.372.201	44.244.512
38249950	Chemical products & preparations of the chemical or allied industries, acetone oil	35.491	106.006	44.147	131.933
38249960	Chemical products &preparations of the chemical or allied industries, chemical preparations contain monosodium glutamate	306.016	2.753.711	694.027	6.303.928
38249970	Chemical product&prep of the chemical/allied industries, other chemical prep, of used in the manufacture of foodstuff	343.562	4.687.153	902.735	14.206.100
38249991	Chemical products &preparations of chemical/allied industries, naphthenic acids,their water insoluble salts&their esters	2.897.801	20.672.639	3.787.038	29.837.505
38249999	Prepared binders for foundry moulds/cores;chemical product&prep of chemical/allied industry; other than HS 38241000-38249991	2.616.251	18.382.841	1.548.318	12.618.602
38252000	Residual products of the chemical or allied industries, not elsewhere specified or included: sewage sludge	-	133	-	172
38253010	Clinical waste: syringes, needles, cannulae and the like	-	1.501	-	17.779
38256900	Residual products, other wastes from chemical or allied industries, other than mainly containing organic constituents	-	3.011.515	-	3.067
38259000	Residual products of the chemical/allied industries, not elsewhere specified/included, other than HS 38251000 - 38256900	-	31.940	-	1.644.205
38260021	Biodiesel, not containing petroleum oil, Palm Methyl Ester, with ester alkyl content ≥96.5 % but < 98 %	-	10.000.243	-	10.500.255
38260022	Biodiesel, not containing petroleum oil, Palm Methyl Ester with ester alkyl content > 98 %	4.817.183	235.481.492	5.678.043	221.746.293
38260029	Biodiesel, not containing petroleum oil, Palm Methyl Ester with ester alkyl content < 96.5 %	-	273.000	-	152.880
38260090	Biodiesel and mixtures thereof, containing <70 % by weight of petroleum oils or oils obtained from bituminous minerals.	-	186.700	-	131.624
38271190	Mixtures containing halogenated derivatives, containing CFCs, HCFCs, PFCs, oth than Transformer&ircuit breaker oils, contain by weight < 70 % of petroleum oils/oils obtained from bituminous minerals	-	225	-	1.295
38276110	Mixtures containing halogenated derivatives, containing mixture of HFC-125, HFC-143a and HFC-134a (HFC-404a)	884.800	897.335	1.979.383	2.040.521
38276310	Mixtures containing halogenated derivatives, containing 40% or more by mass of pentafluoroethane (HFC-125):mixture of HFC-32 and HFC-125 (HFC-410a)	126.560	126.560	259.941	259.941
38279000	Mixtures containing halogenated derivatives of methane, ethane or propane, not elsewhere specified or included, other than HS 38271110-38276900	1	5	33	163
39011012	Ethylene polymers,polyethylene w/ specific gravity of < 0.94,in liquid/paste form, Polyethylene containing 5 % or less alpha-olefin monomers)	15.740	138.462	17.181	150.398

Tabel 3 : Ekspor Indonesia menurut Komoditi ( Kode HS 8 digit )

Juli 2023

Kode H S	Uraian golongan barang	Berat bersih (Kg)		Nilai F.O.B. ( U S \$ )	
		Bulan ini	Kumulatif	Bulan ini	Kumulatif
		(1)	(2)	(3)	(4)
39011019	Ethylene polymers,polyethylene w/ specific gravity of < 0.94,in liquid/paste form, oth than Polyethylene containing 5 % or less alpha-olefin monomers)	107.665	361.430	91.666	338.746
39011092	Ethylene polymers,polyethylene w/ specific gravity of < 0.94,in oth than liquid/paste form, Polyethylene containing 5 % or less alpha-olefin monomers)	1.327.925	23.828.067	1.292.627	24.522.543
39011099	Ethylene polymers,polyethylene w/ specific gravity of < 0.94,in oth than liquid/paste form, oth than Polyethylene containing 5 % or less alpha-olefin monomers)	16.149.396	82.617.319	15.369.649	84.018.870
39012000	Ethylene polymers, in primary forms, polyethylene having a specific gravity of > 0.94	8.077.743	35.199.126	8.055.451	37.467.049
39013000	Ethylene polymers, in primary forms, ethylene-vinyl acetate copolymers	83.256	1.193.679	196.533	2.204.737
39014000	Ethylene polymers, in primary forms, ethylene-alpha-olefin copolymers, having a specific gravity of < 0.94	5.497.530	28.847.347	3.767.097	20.299.026
39019090	Ethylene polymers, in primary forms, other than 3901.10 - 3901.40, other than in dispersion	7.420.346	49.029.811	5.894.035	41.074.611
39021040	Polypropylene in primary forms, granules, pellets, beads, flakes, chips and similar forms	460.991	3.160.010	722.166	5.238.617
39021090	Polypropylene in primary forms, other than in dispersion, granules, pellets, beads, flakes, chips and similar forms	890.169	6.527.257	489.008	3.692.018
39022000	Polyisobutylene, in primary forms	-	14	-	188
39023030	Propylene copolymers, in the form of liquids or pastes	200	1.289	1.981	10.750
39023090	Propylene copolymers, other than in the form of liquids or pastes	533.583	2.943.266	615.927	4.007.693
39029010	Propylene, oth olefin polymers, oth HS 39021000 - 39023000, chlorinated polypropylene suitable in printing ink formulation	300	574	5.824	9.222
39029090	Propylene,oth olefin polymers,oth HS 39021000-39023000,oth than chlorinated polypropylene suitable in printing ink formulation	405.225	2.285.177	269.080	1.591.923
39031110	Polystyrene, expansible, in the form of granules	208.250	1.529.964	363.423	3.386.002
39031190	Polystyrene, expansible, in the form of other than granules	100	8.501	194	23.849
39031910	Polystyrene, other than expansible, in dispersion	1.337.215	7.642.715	513.317	3.122.351
39031920	Polystyrene, other than expansible, in granules, pellets, beads, flakes, chips and similar forms	510.811	2.680.779	461.820	2.823.529
39031990	Polystyrene, other than expansible, other than in dispersion, granules, pellets, beads, flakes, chips and similar forms	1.739.354	9.951.537	1.110.850	5.543.996
39032050	Styrene-acrylonitrile (SAN) copolymers, in non-aqueous dispersion	-	2	-	1
39032090	Styrene-acrylonitrile (SAN) copolymers, other than in aqueous and non-aqueous dispersion	26.800	357.460	19.296	344.725
39033040	Acrylonitrile-butadiene-styrene (ABS) copolymers, in aqueous dispersion	102.540	533.190	80.049	429.889
39033060	Acrylonitrile-butadiene-styrene (ABS) copolymers, in the form of granules	63.931	92.106	47.538	86.199
39033090	Acrylonitrile-butadiene-styrene (ABS) copolymers, oth than in aqueous and non-aqueous dispersionin, and the form of granules	1.346.397	9.865.827	833.034	6.101.685
39039030	Polymers of styrene, in primary forms, oth than polystrene, SAN, ABS, in dispersion	1.686.946	8.458.080	1.479.991	7.611.369
39039091	Polymers of styrene, in primary forms, oth than polystrene, SAN, ABS, other than in dispersion, impact resistant polymers of styrene, having notched izod impact at 23 oC less than 80 J/m	-	81.166	-	61.760
39039099	Polymers of styrene, in primary forms, oth than polystrene, SAN, ABS, other than in dispersion, oth than impact resistant polymers of styrene, having notched izod impact at 23 oC less than 80 J/m	2.033.974	12.970.460	2.177.529	15.489.061
39041010	Poly(vinyl chloride), not mixed with any other substances, homopolymers, suspension type	46.441.120	263.603.021	33.655.661	203.829.058

Tabel 3 : Ekspor Indonesia menurut Komoditi ( Kode HS 8 digit )

Juli 2023

Kode H S	Uraian golongan barang	Berat bersih (Kg)		Nilai F.O.B. ( U S \$ )	
		Bulan ini	Kumulatif	Bulan ini	Kumulatif
(1)	(2)	(3)	(4)	(5)	(6)
39041092	Poly(vinyl chloride), not mixed with any other substances, oth thn homopolymers suspension type, in the form of powder	3.222.000	7.506.000	2.487.374	6.181.224
39041099	Poly(vinyl chloride),not mixed with any oth substances,oth homopolymers suspension type,other than in the granules/powder form	1.698.415	16.464.874	1.131.719	11.933.756
39042190	Other poly(vinyl chloride), non-plasticised, in primary forms, in the form of other than granules and powder	-	39.064	-	17.200
39042210	Other poly(vinyl chloride), plasticised, in primary forms, in dispersion	1	44.001	7	21.127
39042220	Other poly(vinyl chloride), plasticised, in primary forms, in the form of granules	456.833	3.330.421	861.986	5.875.648
39042290	Other poly(vinyl chloride), plasticised, in primary forms, in the form of other than granules and powder	16.226	202.340	23.610	295.963
39043020	Vinyl chloride-vinyl acetate copolymers, in primary forms, in the form of powder	50	125	367	858
39043090	Vinyl chloride-vinyl acetate copolymers, in primary forms, other in the form of granules/powder	47	8.435	6.386	39.809
39044090	Other vinyl chloride copolymers, in primary forms, n.e.c. in heading 3904, in the form of other than granules and powder	5	206	21	888
39046110	Fluoro-polymers, polytetrafluoroethylene, in primary forms, in the form of granules	-	30	-	3.371
39046120	Fluoro-polymers, polytetrafluoroethylene, in primary forms, in the form of powder	-	1	-	54
39046190	Fluoro-polymers,polytetrafluoroethylene, in primary forms, other than in form of granules/powder	-	2.437	-	55.137
39046990	Fluoro-polymers, other than polytetrafluoroethylene, in primary forms, in the form other than dispersion, granules, and powder	-	320	-	17.725
39049090	Vinyl chloride, oth halogenated olefin polymers, n.e.c. in heading no. 3904, other thn in form of dispersion/granules/powder	30	3.920	269	22.673
39051200	Poly(vinyl acetate), in aqueous dispersion, in primary forms	147.110	1.184.124	173.434	1.592.102
39051910	Poly(vinyl acetate), other than in aqueous dispersion, in primary forms, in the form of liquids or pastes	7.000	14.000	7.490	14.980
39051990	Poly(vinyl acetate), other than in aqueous dispersion, in primary forms, other than in the form of liquids or pastes	2.195	30.195	5.986	73.561
39052100	Vinyl acetate copolymers, in aqueous dispersion, in primary forms	44.772	438.282	101.185	660.541
39052900	Vinyl acetate copolymers, other than in aqueous dispersion, in primary forms	-	80.017	-	160.017
39053090	Poly(vinyl alcohol), whether or not containing unhydrolysed acetate groups, other than in dispersion	-	11.703	-	16.534
39059110	Other vinyl polymers in primary forms, copolymers, in dispersion	2.000	2.022	22.127	22.275
39059190	Other vinyl polymers in primary forms, copolymers, other than in dispersion	-	5.419	-	131.266
39059990	Other vinyl polymers in primary forms, other than copolymers, other than in aqueos and non-aqueos dispersion	72.110	314.433	75.540	924.608
39061010	Acrylic polymers, poly(methyl methacrylate), in primary forms, in dispersion	50.011	1.684.184	27.705	1.521.076
39061090	Acrylic polymers, poly(methyl methacrylate), in primary forms, other than in dispersion	244.453	1.569.237	371.116	2.352.086
39069020	Acrylic polymers, other than poly(methyl methacrylate), in primary forms, in dispersion	2.684.150	24.942.733	2.986.888	25.642.500
39069092	Acrylic polymers, other than poly(methyl methacrylate), in primary forms,other than in dispersion, sodium polyacrylate	1.375.621	8.331.453	1.787.383	11.113.224
39069099	Acrylic polymers, other than poly(methyl methacrylate), in primary forms,other than in dispersion, other than sodium polyacrylate	1.301.602	9.738.191	1.794.703	15.153.189
39071000	Polyacetals, in primary forms	54.500	762.465	13.000	449.793

Tabel 3 : Ekspor Indonesia menurut Komoditi ( Kode HS 8 digit )

Juli 2023

Kode H S	Uraian golongan barang	Berat bersih (Kg)		Nilai F.O.B. ( U S \$ )	
		Bulan ini	Kumulatif	Bulan ini	Kumulatif
(1)	(2)	(3)	(4)	(5)	(6)
39072100	Other polyethers, in primary forms, bis(poxyethylene methylphosphonate	12.205	124.258	29.575	334.360
39072910	Other polyethers, in primary forms, other than bis(poxyethylene) methylphosphonate, polytetramethylene ether glycol	5.760	490.526	60.422	1.042.165
39072990	Other polyethers, in primary forms, other than bis(poxyethylene) methylphosphonate, other than polytetramethylene ether glycol	64.012	510.238	88.206	1.314.328
39073020	Epoxide resins, in primary forms, of a kind used for coating, in powder form	1.083	7.395	2.481	25.287
39073030	Epoxide resins, in primary forms, in the form of liquids or pastes	1.753	73.154	5.650	72.686
39073090	Epoxide resins, in primary forms, other than of a kind used for coating in powder form, other than in liquids/pastes form	34.093	331.919	160.947	1.116.267
39074000	Polycarbonates, in primary forms	1.141.053	8.453.198	1.097.873	6.451.283
39075010	Alkyd resins, in primary forms, in the form of liquids or pastes	547.380	4.322.420	758.325	6.529.953
39075090	Alkyd resins, in primary forms, other than in the form of liquids or pastes	172.380	3.323.055	314.796	5.414.096
39076100	Poly(ethylene terephthalate), in primary forms, having a viscosity of 78ml/g or higher	6.983.367	48.845.483	8.057.597	57.022.636
39076910	Poly(ethylene terephthalate), in primary forms, having a viscosity of less than 78ml/g, in the form granules	3.927.112	22.524.945	2.588.209	16.429.620
39076990	Poly(ethylene terephthalate), in primary forms, having a viscosity of less than 78ml/g, other than in the form granules	8.813.884	51.918.933	7.233.482	46.603.042
39079120	Polyesters, n.e.c. in heading no. 3907, unsaturated, in primary forms, granules and similar forms	52	52	175	175
39079130	Polyesters, n.e.c. in heading no. 3907, unsaturated, in primary forms, in the form of liquids or pastes	30	191.490	50	320.114
39079190	Polyesters, n.e.c. in heading no. 3907, unsaturated, in primary forms, other than in the form of liquids or pastes	27.350	200.916	53.022	395.417
39079940	Polyester, n.e.c. in heading no. 3907, saturated, in primary forms, of a kind used for coating, in powder form	29.994	157.368	149.810	781.720
39079990	Polyesters, n.e.c. in heading no. 3907, saturated, in primary forms, other than of a kind used for coating in powder form, thermoplastic liquid crystal aromatic polyester copolymers, and PBS	1.302.032	9.432.264	1.202.113	9.311.614
39081010	Polyamide-6, in primary forms	1.566.103	13.492.271	2.548.721	20.135.598
39081090	Polyamide-11, -12, -6,6, -6,9, -6,10 or -6,12, in primary forms	825.763	2.944.412	721.032	2.707.053
39089000	Polyamides, other than Polyamide-6, -11, -12, -6,6, -6,9, -6,10 or -6,12, in primary forms	4.072	327.656	14.603	171.636
39091010	Urea resins, thiourea resins, in primary forms, moulding compounds	-	27.200	-	26.621
39091090	Urea resins, thiourea resins, in primary forms, other than moulding compounds	417.928	3.034.788	368.914	2.898.623
39092010	Melamine resins, in primary forms, moulding compounds	10.786	139.123	63.259	359.883
39092090	Melamine resins, in primary forms, other than moulding compounds	122.244	1.216.518	188.391	2.062.158
39093190	Amino resin, poly(methylene phenyl isocyanate) (crude MDI, polymeric MDI), other than of a kind used for moulding	1.500	709.303	10.774	1.578.856
39093999	Amino resin, other than poly(methylene phenyl isocyanate) (crude MDI, polymeric MDI), other than moulding compounds, other than glyoxal monourein resin	17.929	42.902	18.608	63.667
39094010	Phenolic resins, in primary forms, moulding compounds other than phenol formaldehyde	-	2.782	-	37.908
39094090	Phenolic resins, in primary forms, other than moulding compounds other than phenol formaldehyde	376.534	2.575.387	930.966	6.090.303
39095000	Polyurethanes, in primary forms	245.033	1.798.967	653.761	4.687.749
39100020	Silicones, in primary forms, in dispersion and in solutions	33.865	476.421	81.798	1.031.908
39100090	Silicones, in primary forms, other than in dispersion and in solutions	250.617	1.142.627	367.099	2.034.615

Tabel 3 : Ekspor Indonesia menurut Komoditi ( Kode HS 8 digit )

Juli 2023

Kode H S	Uraian golongan barang	Berat bersih (Kg)		Nilai F.O.B. ( U S \$ )	
		Bulan ini	Kumulatif	Bulan ini	Kumulatif
		(1)	(2)	(3)	(4)
39111000	Petroleum resins, coumarone, indene or coumarone-indene resins and polyterpenes, in primary forms	-	21.245	-	43.894
39119000	Polysulphides, polysulphones and oth products spec. in Note 3 this Chapter, not elsewhere specified/included,in primary forms	24.905	445.352	62.988	950.287
39121100	Cellulose acetates, non-plasticised, in primary forms	-	0	-	96
39121200	Cellulose acetates, plasticised, in primary forms	1.105	6.576	22.905	157.365
39122019	Cellulose nitrates (including collodions),in primary forms, non-plasticised,oth water-based semi-finished nitrocellulose and alcohol-damped nitrocellulose	160.363	1.391.940	450.290	3.793.272
39122020	Cellulose nitrates (including collodions), in primary forms, plasticised	-	9.590	-	27.571
39123100	Cellulose ethers, carboxymethylcellulose and its salts, in primary forms	17.000	81.041	51.681	311.493
39123900	Cellulose ethers, in primary forms, other than carboxymethylcellulose and its salts	3.017	20.162	38.323	350.603
39129090	Cellulose and its chemical derivatives, in primary forms, other than cellulose acetates and cellulose nitrates, other than in the form of granules	12.004	57.822	86.811	373.291
39131000	Alginic acid, its salts and esters, in primary forms	150	6.419	2.885	55.161
39139020	Chemical derivatives of natural rubber, in primary forms	2	9	994	1.214
39139030	Starch-based polymers, in primary forms	29.850	217.305	89.880	644.994
39139090	Natural polymers & modified natural polymers, in primary forms, other than HS 39131000-39139030	29.204	428.867	318.222	3.755.819
39140000	Ion-exchangers based on polymers of heading no. 3901 to 3913, in primary forms	200	800	600	6.940
39151010	Waste, parings and scrap, of polymers of ethylene, of non-rigid cellular products	-	500	-	95
39151090	Waste, parings & scrap, of polymers of ethylene, other than of non-rigid cellular products	-	2.541.239	-	1.492.382
39153090	Waste, parings & scrap, of polymers of vinyl chloride, other than of non-rigid cellular products	54.000	140.000	17.701	48.169
39159010	Waste, parings & scrap, of poly(ethylene terephthalate)	2.279.485	14.699.161	1.589.572	14.682.588
39159020	Waste, parings & scrap, of polypropylene	26.500	109.318	6.500	25.686
39159030	Waste, parings & scrap, of polycarbonate	-	175.392	-	93.709
39159050	Waste, parings & scrap, of phenolic resins, of amino resins, of hardened protein, of chemical derivatives of natural rubber	-	24.920	-	13.581
39159090	Waste, parings & scrap, of other HS 39159010-39159050	927.988	6.203.345	431.267	3.374.351
39161010	Monofilament, whether or not surface-worked but not otherwise worked, of polymers of ethylene	-	4.528	-	22.041
39161020	Rods, sticks and profile shapes, whether or not surface-worked but not otherwise worked, of polymers of ethylene	24.453	168.924	105.311	742.527
39162010	Monofilament, whether or not surface-worked but not otherwise worked, of polymers of vinyl chloride	42.604	274.693	157.156	1.162.844
39162020	Rods, sticks & profile shapes, whether or not surface-worked but not otherwise worked, of polymers of vinyl chloride	1.570	6.446	11.032	53.372
39169011	Monofilament of which any cross-sectional dimension exceeds 1 mm, rods, sticks and profile shapes, whether or not surface-worked but not otherwise worked, of polypropylene	506.148	3.725.269	1.107.869	7.783.093
39169019	Monofilament of which any cross-sectional dimension exceeds 1 mm, rods, sticks and profile shapes, whether or not surface-worked but not otherwise worked, of other than polypropylene and polystyrene	15	52	8	639
39169029	Monofilament, rods, sticks and profile shapes, whether/not surface-worked but not otherwise worked, of other condensation/rearrangement polymerisation products	-	120	-	94
39169050	Monofilament, rods, sticks and profile shapes, of vulcanised fibre	11.846	12.019	9.023	9.225
39169060	Monofilament, rods, sticks and profile shapes, of chemical derivatives of natural rubber	36	381	6.542	58.392



Tabel 3 : Ekspor Indonesia menurut Komoditi ( Kode HS 8 digit )

Juli 2023

Kode H S	Uraian golongan barang	Berat bersih (Kg)		Nilai F.O.B. ( U S \$ )	
		Bulan ini	Kumulatif	Bulan ini	Kumulatif
(1)	(2)	(3)	(4)	(5)	(6)
39169091	Monofilament of which any cross-sectional dimension >1mm, of plastics, other than HS 39161010-39169080	12.266	186.187	98.714	1.196.186
39169092	Rods, sticks & profile shapes, of plastics, other than HS 39161020-39169080	404	42.285	1.616	328.339
39171010	Artificial guts (sausage casings) of hardened protein	185	4.145	255	1.740
39171090	Artificial guts (sausage casings) of cellulosic materials	19.614	66.247	88.164	240.111
39172100	Tubes, pipes and hoses, rigid, of polymers of ethylene	33.571	228.468	53.353	270.548
39172200	Tubes, pipes and hoses, rigid, of polymers of propylene	528.768	3.220.971	2.160.765	13.508.047
39172300	Tubes, pipes and hoses, rigid, of polymers of vinyl chloride	6.753	140.140	17.856	315.019
39172911	Tubes, pipes and hoses, rigid, further worked than merely surface worked, of other addition polymerisation products	55.216	105.078	96.234	183.927
39172919	Tubes, pipes and hoses, rigid, further worked than merely surface worked, other than HS 39172911-39172912	249.650	987.558	501.641	2.745.433
39172921	Tubes, pipes & hoses, rigid, other than further worked than merely surface worked, of other addition polymerisation products	-	0	-	4
39172922	Tubes, pipes and hoses, rigid, other than further worked than merely surface worked, of phenolic resins	-	557	-	5.752
39172929	Tubes, pipes & hoses, rigid, oth further worked thn merely surface worked, oth HS 39172921-39172925	24.937	160.332	76.005	690.877
39173111	Flexible tube, pipe & hose, min burst pressure 27.6Mpa, further worked thn merely surface worked, of addition polymerisation products	4	7	20	246
39173119	Flexible tube, pipe & hose, min burst pressure 27.6 Mpa, further worked thn merely surface worked, other than HS 39173111-39173112	3.959	13.102	35.390	293.221
39173124	Flexible tubes, pipes & hoses, min burst pressure 27.6Mpa, other further worked thn merely surface worked, of vulcanised fibre	-	2	-	10
39173129	Flexible tubes, pipe & hose, min burst pressure 27.6 Mpa, oth further worked thn merely surface worked, oth HS 39173121-39173125	477	1.131	1.499	6.463
39173210	Sausage or ham casings, not reinforced or otherwise combined with other materials, without fittings	-	1.992	-	7.435
39173220	Thermoplastic hoses for gas stove, not reinforced or otherwise combined with other materials, without fittings	44	2.782	453	11.151
39173291	Tubes, pipe & hose, other than HS 39173100, without fittings, further worked than merely surface-worked, of addition polymerisation products	1.011	6.626	25.262	192.821
39173292	Tubes, pipe & hose, other than HS 39173100, without fittings, further worked than merely surface-worked, of oth than addition polymerisation products	8.994	23.558	29.059	73.749
39173293	Tubes, pipe & hose, other than HS 39173100, without fittings, not further worked than merely surface-worked, of addition polymerisation products	-	1	-	8
39173295	Tubes, pipe & hose, oth than HS 39173100, without fittings, not further worked than merely surface-worked, of other condensation or rearrangement polymerisation products	-	3	-	73
39173299	Tubes, pipe & hose, oth than HS 39173100, without fittings, not further worked than merely surface-worked, other than HS 39173293-39173295	24.597	198.034	141.834	821.997
39173310	Tubes, pipe & hose, oth than HS 39173100, with fittings, further worked than merely surface-worked	8.815	56.918	85.838	553.905
39173390	Tubes, pipe & hose, oth than HS 39173100, with fittings, other than further worked than merely surface-worked	9.804	47.642	106.773	524.267
39173919	Tubes, pipe & hose, oth than HS 39173100-39173300, further worked than merely surface-worked, other than 39173911-39173912	1.137	11.759	89.101	682.413
39173993	Tubes, pipe & hose, oth than HS 39173100-39173300, other than further worked than merely surface-worked, of other condensation or rearrangement polymerisation products	28.549	156.905	141.755	758.464

Tabel 3 : Ekspor Indonesia menurut Komoditi ( Kode HS 8 digit )

Juli 2023

Kode H S	Uraian golongan barang	Berat bersih (Kg)		Nilai F.O.B. ( U S \$ )	
		Bulan ini	Kumulatif	Bulan ini	Kumulatif
(1)	(2)	(3)	(4)	(5)	(6)
39173999	Tubes, pipe & hose, oth than HS 39173100-39173300, other than further worked than merely surface-worked, other than 39173991-39173994	18.288	144.652	43.601	1.638.806
39174000	Fittings (e.g. joints, elbows, flanges), of plastics	235.635	2.629.049	897.522	10.921.114
39181011	Floor coverings, of polymers of vinyl chloride, whether or not self-adhesive, in the form of tiles	1.504	1.602	267	1.506
39181019	Floor coverings, of polymers of vinyl chloride, whether or not self-adhesive, in rolls	-	2.852	-	19.133
39181090	Floor coverings, of polymers of vinyl chloride, whether or not self-adhesive, in other than the form of tiles and rolls	28.834	66.225	48.711	85.681
39189011	Floor coverings, of polyethylene, whether or not self-adhesive, in the form of tiles	-	1	-	1
39189013	Floor coverings, of polyethylene, whether or not self-adhesive, in the form of other than tiles	10	1.169	15	3.288
39189016	Floor coverings, of vulcanised fibre	1	13	2	17
39189019	Floor coverings, of other plastics other than HS 39189011-39189016	6.892	74.400	5.105	139.491
39189099	Wall or ceiling coverings of plastic, of vulcanised fibre	121.723	1.244.311	296.559	3.291.997
39191010	Self-adhesive plates, sheets, film, foil, tape, strip and other flat shapes, of polymers of vinyl chloride, in rolls of a width ≤ 20 cm	1.609	12.683	9.599	92.343
39191020	Self-adhesive plates, sheets, film, foil, tape, strip and other flat shapes, of polyethylene, in rolls of a width ≤ 20 cm	242.693	1.755.485	355.763	1.732.543
39191091	Self-adhesive plates, sheets, film, foil, tape, strip and other flat shapes, of hardened protein or chemical derivatives of natural rubber, in rolls of a width ≤ 20 cm	92	5.285	2.528	211.457
39191092	Self-adhesive plates, sheets, film, foil, tape, strip and other flat shapes, of addition polymerisation products, in rolls of a width ≤ 20 cm	-	11	-	105
39191099	Self-adhesive plates, sheets, film, foil, tape, strip and other flat shapes, in rolls of a width ≤ 20 cm, other than HS 39191091-39191092	4.212.968	24.225.870	4.463.031	29.777.864
39199010	Self-adhesive plates, sheets, film, foil, tape, strip and other flat shapes, of polymers of vinyl chloride, in rolls of a width > 20 cm	11.361	69.779	87.351	583.718
39199020	Self-adhesive plates, sheets, film, foil, tape, strip and other flat shapes, of hardened protein, in rolls of a width > 20 cm	0	4	1	33
39199091	Self-adhesive plates, sheets, film, foil, tape, strip and other flat shapes, of chemical derivatives of natural rubber, in rolls of a width > 20 cm	535	23.841	16.403	190.839
39199092	Self-adhesive plates, sheets, film, foil, tape, strip and other flat shapes, of addition polymerisation products, in rolls of a width > 20 cm	1.256	9.639	19.164	60.671
39199099	Self-adhesive plates, sheets, film, foil, tape, strip and other flat shapes, in rolls of a width > 20 cm, other than HS 39199091-39199092	61.122	574.206	339.324	2.708.688
39201011	Plates and sheets, of polymers of ethylene, non- cellular and not reinforced, laminated, supported or similarly combined with other materials, rigid	-	38	-	66
39201019	Plates and sheets, of polymers of ethylene, non- cellular and not reinforced, laminated, supported or similarly combined with other materials, other than rigid	2.598.175	16.612.159	5.152.139	32.640.635
39201090	Film, foil and strip, of polymers of ethylene	1.259.103	7.752.865	2.086.583	13.148.798
39202010	Plastics, biaxially oriented polypropylene film, of polymers propylene, non-cellular & not reinforced	5.923.271	40.980.072	12.263.834	87.571.983
39202091	Plastics, plate & sheet, other than biaxially oriented polypropylene film, of polymers propylene, non-cellular & not reinforced	849.420	5.571.464	1.656.623	10.532.625
39202099	Plastics, film, foil & strip, other than biaxially oriented polypropylene film, of polymer propylene, non-cellular & not reinforced	794.795	6.332.412	1.376.096	10.737.075

Tabel 3 : Ekspor Indonesia menurut Komoditi ( Kode HS 8 digit )

Juli 2023

Kode H S	Uraian golongan barang	Berat bersih (Kg)		Nilai F.O.B. ( U S \$ )	
		Bulan ini	Kumulatif	Bulan ini	Kumulatif
		(1)	(2)	(3)	(4)
39203020	Plastics, of polymers of styrene, acrylonitrile butadiene styrene (ABS) sheets used in the manufacture of refrigerators	108.817	594.639	348.085	1.869.784
39203091	Plastics, plate&sheets of polymer styrene, acrylonitrile butadiene styrene sheet used manufacture of refrigerators,rigid	5.628	30.517	41.488	441.122
39203092	Plastics, plate&sheets of polymer styrene, acrylonitrile butadiene styrene sheet used manufacture of refrigerator, other than rigid	-	15	-	93
39203099	Plastics, film,foil&strip of polymer styrene, acrylonitrile butadiene styrene sheet used manufactur refrigerator	18.626	186.958	149.405	1.375.379
39204310	Plastics, plates & sheets, of polymers of vinyl chloride, containing by weight not less than 6% of plasticisers	7.435	57.529	27.933	231.948
39204390	Plastics, film,foil&strip, of polymers of vinyl chloride, containing by weight not less than 6% of plasticisers	51.294	445.920	159.803	1.211.397
39204900	Plastics, of polymers of vinyl chloride, containing by weight more than 6% of plasticisers	162.694	727.053	516.930	2.246.527
39205111	Plastics, plates & sheets of acrylic polymers, of polymethyl methacrylate, rigid	1.349.745	7.206.178	3.435.642	17.612.802
39205119	Plastics, plates & sheets of acrylic polymers, of polymethyl methacrylate, other than rigid	2.324.229	15.911.385	6.974.968	46.956.378
39205190	Plastics, film, foil and strip, of acrylic polymers, of polymethyl methacrylate	228.910	713.271	318.361	1.203.600
39205911	Plastics, plates & sheets of acrylic polymers (excluding polymethyl methacrylate), rigid	30	27.531	25	114.179
39205990	Plastics, film, foil and strip of acrylic polymers (excluding polymethyl methacrylate)	-	442	-	4.184
39206110	Plastics, plates&sheets, of polycarbonates, non-cellular&not reinforced,laminate,support/combined with other materials	265.374	1.837.012	1.109.182	7.495.038
39206190	Plastics, film,foil and strip, of polycarbonates, non-cellular&not reinforced,laminate,support/combine with oth materials	576	265.798	8.335	346.277
39206210	Plastics,plate&sheet,of poly(ethylene terephthalate), non-cellular&not reinforce,laminate,support/combine oth material	1.525.476	10.993.184	4.219.921	30.099.547
39206291	Plastics,of poly(ethylene terephthalate), solar protection film	12.507	176.903	16.235	237.771
39206299	Plastics,of poly(ethylene terephthalate), other than solar protection film	2.435.621	20.763.582	6.859.616	54.869.206
39206910	Plastics,plates & sheets,of other polyesters,non-cellular & not reinforced,laminated,supported/combined oth material	19.255	238.582	47.412	399.556
39206990	Plastics, film,foil & strip,of other polyesters,non-cellular & not reinforced,laminated,supported/combined oth material	103.412	1.477.422	271.626	5.403.869
39207191	Plastics, plates, sheets, film, foil and strip (not self-adhesive), of regenerated cellulose, printed sheets	-	7	-	541
39207199	Plastics, plates, sheets, film, foil and strip (not self-adhesive), of regenerated cellulose, other than printed sheets	-	2.236	-	8.597
39207999	Plastics, film,foil&strip other than nitrocellulose(gun cotton) & vulcanised fibre,laminated,supported/combined oth material	2	3	12	52
39209110	Plastics, film of a kind used in safety glass,thickness >0.38mm but≤ 0.76mm, & of a width ≤2 m, of poly(vinyl butyral)	96	837	140	34.876
39209191	Plastics, plate&sheet,film unused in safety glass, thickness >0.38mm but ≤ 0.76mm, & width ≤2 m, of poly(vinyl butyral)	-	27.021	-	8.774
39209199	Plastics, foil&strip, film unused in safety glass, thickness >0.38mm but ≤ 0.76mm, & width≤2 m, of poly(vinyl butyral)	34.884	141.200	25.420	210.957
39209210	Plastics,plates,sheets,film,foil&strip,of polyamide-6,non-cellular&not reinforce,laminate,support/combine oth materials	1.288.420	7.817.987	4.000.069	23.630.997

Tabel 3 : Ekspor Indonesia menurut Komoditi ( Kode HS 8 digit )

Juli 2023

Kode H S	Uraian golongan barang	Berat bersih (Kg)		Nilai F.O.B. ( U S \$ )	
		Bulan ini	Kumulatif	Bulan ini	Kumulatif
		(1)	(2)	(3)	(4)
39209291	Plastics,plates&sheets, other than of polyamide-6,non-cellular & not reinforced, laminated,support/combine oth materials	-	20	-	1.422
39209299	Plastics, film,foil&strip,other than of polyamide-6,non-cellular&not reinforced, laminated,support/combine oth materials	-	343	-	5.152
39209390	Plastics, film,foil & strip, of amino-resins, non-cellular & not reinforced, laminated,support/combine oth materials	-	0	-	6
39209499	Plastics, film,foil & strip, other than phenol formaldehyde sheets,laminated,supported/combined with oth material	-	37	-	41
39209921	Plastics, plates & sheets, of plastics n.e.c. in heading 3920, of addition polymerisation products	-	23.867	-	40.573
39209929	Plastics, film, foil & strip, of plastics n.e.c. in heading 3920, of addition polymerisation products	0	19	444	704
39209931	Plastics, plates & sheets, of plastics n.e.c. in heading 3920, of condensation or rearrangement polymerisation products	-	3	-	1.400
39209939	Plastics, film, foil & strip, of plastics n.e.c. in heading 3920, of condensation or rearrangement polymerisation products	-	60	-	1.400
39209990	Plastics, of plastics n.e.c. in heading 3920, laminated, supported/combine oth material, other than HS 39201011-39209939	909	46.598	18.733	276.337
39211121	Other plates, sheets, film, foil and strip, of plastics, Cellular, of polymers of styrene :Rigid : of condensation or rearrangement polymerisation products, plates and sheets	-	351	-	1.175
39211129	Other plates, sheets, film, foil and strip, of plastics, Cellular, Of polymers of styrene :Rigid : of condensation or rearrangement polymerisation products, plates and sheets	171	2.956	190	3.036
39211191	Plastics, plates & sheets, of polymers of styrene, cellular, not rigid	61	258	163	926
39211192	Plastics, film, of polymers of styrene, cellular, not rigid	1	4.503	1	12.162
39211199	Plastics, foil and strip, of polymers of styrene, cellular, not rigid	-	568	-	3.948
39211200	Plastics, plates, sheets, film, foil and strip, of polymers of vinyl chloride, cellular	34.495	224.341	111.878	699.895
39211311	Plastics, plates & sheets, of polyurethanes: of styrene, cellular, rigid	1.424	8.783	15.590	105.544
39211319	Plastics, plates & sheets, of polyurethanes: of styrene, cellular, not rigid	8.954	50.396	87.089	517.710
39211391	Plastics, plates & sheets, of polyurethanes, cellular, not rigid	14.760	74.932	137.080	758.938
39211392	Plastics, film, of polyurethanes, cellular, not rigid	3	9.709	20	63.446
39211399	Plastics, foil and strip, of polyurethanes, cellular, not rigid	13.636	162.964	189.426	1.637.021
39211491	Plastics, plates & sheets, of regenerated cellulose, cellular, not rigid	-	16	-	5
39211492	Plastics, film, of regenerated cellulose, cellular, not rigid	-	560	-	1.061
39211499	Plastics, foil and strip, of regenerated cellulose, cellular, not rigid	-	1	-	22
39211911	Other plates, sheets, film, foil and strip, of plastics, cellular : of other plastics : plates and sheets of addition polymerisation products, other of polypropylene	511	2.926	15.373	82.921
39211912	Other plates, sheets, film, foil and strip, of plastics, Cellular , of other plastics, plates and sheets of addition polymerisation products , other of polyethylene	-	290	-	3.880
39211919	Other plates, sheets, film, foil and strip, of plastics, cellular , of other plastics, plates and sheets of addition polymerisation products , other than other	1.594	57.308	2.889	170.065
39211939	Plates and sheets of condensation or rearrangement polymerisation products of other than polycarbonates	-	19	-	61
39211940	Plates and sheets of cellulose or its chemical derivatives, or of vulcanised fibre	7	22	41	110
39211969	Film and foil, other than of nitrocellulose (gun-cotton) and hardened proteins, of chemical derivatives of natural rubber	15.099	45.339	81.319	241.273

Tabel 3 : Ekspor Indonesia menurut Komoditi ( Kode HS 8 digit )

Juli 2023

Kode H S	Uraian golongan barang	Berat bersih (Kg)		Nilai F.O.B. ( U S \$ )	
		Bulan ini	Kumulatif	Bulan ini	Kumulatif
(1)	(2)	(3)	(4)	(5)	(6)
39211999	Strip, other than of nitrocellulose (gun-cotton) and hardened proteins, of chemical derivatives of natural rubber	1.048.533	7.437.520	3.420.055	24.631.560
39219010	Plastics, plates, sheets, film, foil and strip, other than cellular, of vulcanised fibre	245	2.889	7.849	135.096
39219020	Plastics, plates, sheets, film, foil and strip, other than cellular, of hardened proteins	24.764	470.485	36.895	964.972
39219030	Plastics, plates, sheets, film, foil and strip, other than cellular, of chemical derivatives of natural rubber	-	1	-	5
39219041	Plastics, plates & sheets, other than cellular, of condensation or rearrangement polymerisation products	8.244	56.157	32.399	204.232
39219042	Plastics, film, other than cellular, of condensation or rearrangement polymerisation products	-	0	-	5
39219049	Plastics, foil & strip, other than cellular, of condensation or rearrangement polymerisation products	463	3.281	11.329	24.341
39219060	Plastics, plates, sheets, film, foil and strip, other than cellular, of other cellulose or its chemical derivatives	-	3	-	32
39219070	Plastics, plates, sheets, film, foil and strip, other than cellular, of additional polymerisation products	3	27.681	1.188	7.935
39219090	Plastics, plates, sheets, film, foil and strip, other than cellular, of other than HS 39219010-39219060	1.714.453	12.748.959	5.620.717	43.451.838
39221011	Bathtubs having rectangular or oblong interior shape of plastics	-	1.340	-	10.336
39221019	Plastics, baths, other than bathtubs having rectangular or oblong interior shape	363	22.126	676	160.360
39221090	Baths, shower-baths, sinks and wash-basins, other than bathtubs having rectangular or oblong interior shape of plastics	10.587	92.508	55.911	329.942
39222000	Lavatory seats and covers	5.799	39.591	85.748	551.217
39229011	Lavatory pans, flushing cisterns and urinals, parts flushing cisterns	396	1.356	160	6.060
39229012	Lavatory pans, flushing cisterns and urinals , flushing cisterns equipped with their mechanisms	8.350	13.486	1.073	17.226
39229019	Lavatory pans, flushing cisterns and urinals, other than parts and flushing cisterns equipped with their mechanisms	13.382	52.846	6.924	41.394
39229090	Plastics, bidets, lavatory pans, flushing cisterns and similar sanitary ware n.e.c. in heading no. 3922	12.375	71.891	12.002	189.062
39231010	Plastics, cases for film, tape and optical discs, for the conveyance or packing of goods	347.614	1.894.737	2.088.688	11.286.618
39231020	Plastics, other of specially shaped or fitted for the conveyance or packing of semiconductor wafers, masks or reticles , for the conveyance or packing of goods	10	533	102	5.385
39231090	Plastics, boxes, crates and similar articles, for the conveyance or packing of goods	407.216	2.592.155	3.127.969	21.518.416
39232111	Ethylene polymer; aseptic bag reinforced with aluminium foil,width >315 mm and length >410mm, incorporating a sealed gland	365.783	2.653.158	450.902	3.330.753
39232119	Ethylene polymer; aseptic bag reinforced with aluminium foil,width ≤315 mm & length ≤410mm, incorporating a sealed gland	1.682.300	15.579.626	2.736.277	25.222.924
39232191	Ethylene polymer; aseptic bag not reinforced with aluminium foil,width >315 mm and length >410mm, incorporating a sealed gland	8.268	132.690	55.224	914.484
39232199	Ethylene polymer; aseptic bag not reinforced with aluminium foil,width ≤315 mm and length ≤410mm, incorporating sealed gland	5.226.750	37.151.347	7.987.302	55.830.920
39232910	Ethylene polymer; aseptic bags reinforced/not with aluminium foil,width >315 mm and length >410 mm, incorporating a sealed gland	20	4.165	152	49.920
39232990	Ethylene polymer; aseptic bags reinforced/not with aluminium foil,width ≤315 mm & length ≤410 mm, incorporat a sealed gland	579.388	4.104.862	1.841.779	11.728.652

**Tabel 3 : Ekspor Indonesia menurut Komoditi ( Kode HS 8 digit )**

**Juli 2023**

Kode H S	Uraian golongan barang	Berat bersih (Kg)		Nilai F.O.B. ( U S \$ )	
		Bulan ini	Kumulatif	Bulan ini	Kumulatif
		(1)	(2)	(3)	(4)
39233020	Plastic, carboy,bottle,flask and similiar,multilayer fibreglas reinforce container,for compress/liquefied gas;for conveyance/pack	25	203	282	1.881
39233090	Plastic;carboy,bottle,flask and similiar,other than multilayer fibreglass containers,for compress/liquefied gas;for conveyance/packing	148.110	1.263.340	757.895	7.934.770
39234010	Spools, cops, bobbins and similar supports, suitable for use with the machines of heading 8444, 8445 or 8448	6.536	60.163	8.460	111.709
39234090	Spools, cops, bobbins and similar supports, not for use with the machines of heading 8444, 8445 or 8448	51.383	414.233	200.060	1.570.000
39235000	Spools, cops, bobbins & similar supports, stoppers, lids, caps and other closures, for the conveyance or packing of goods	288.735	1.501.880	1.880.020	9.987.047
39239010	Spools, cops, bobbins and similar supports, toothpaste tubes	27.150	137.482	203.141	1.011.962
39239090	Spools, cops, bobbins and similar supports, other than toothpaste tubes	1.864.823	12.160.383	5.497.883	34.677.417
39241010	Plastics, tableware and kitchenware, of melamine	4.726	433.557	202.340	22.433.907
39241091	Plastics, tableware and kitchenware, other of melamine, baby feeding bottles	225.854	1.189.221	2.465.153	14.560.201
39241099	Plastics, tableware and kitchenware, other of melamine, other than baby feeding bottles	404.025	2.541.489	1.130.865	9.295.847
39249010	Plastics, household articles and hygienic or toilet articles, bed pans, urinals (portable type) /chamber-potss	2	4.219	48	17.141
39249020	Plastics, household articles and hygienic/toilet articles nipple former, breastshells, nipple shields, hand expression funnel	-	51	-	2.025
39249030	Plastics, household articles and hygienic or toilet articles supplementary feeding system for babies	12	22	39	113
39249090	Plastics, household articles and hygienic or toilet articles n.e.c. in heading no. 3924	535.607	2.934.952	2.765.302	18.864.949
39251000	Plastics, reservoirs, tanks, vats and similar containers, of a capacity exceeding 300 l	27.917	220.824	59.974	381.838
39252000	Plastics, doors, windows and their frames and thresholds for doors	16.181	93.630	43.657	306.548
39253000	Plastics, shutters, blinds (including Venetian blinds) and similar articles and parts thereof	41.144	302.615	359.335	2.247.673
39259000	Plastics, builders' ware, n.e.c. or included in heading no. 3925	97.989	809.115	450.792	3.572.187
39261000	Plastics, office or school supplies	276.241	1.892.363	1.114.621	7.953.654
39262010	Plastics, glove, aprons, babies'bibs	4.759	66.754	314.779	4.143.430
39262020	Plastics, shoulder pads or shields	798	1.236	1.244	13.828
39262030	Plastics, other padding for articles of apparel or clothing accessories	4.992	50.091	12.540	124.465
39262060	Plastics, articles of apparel used for protection from chemical substances, radiation or fire	-	1	-	1
39262090	Plastics, articles of clothing accessories (including gloves, mittens & mitts)	103.107	1.027.719	650.433	7.963.449
39263000	Plastics, fittings for furniture, coachwork or the like	44.575	330.542	399.593	3.427.462
39264000	Plastics, statuettes and other ornamental articles	87.831	596.403	396.528	3.100.426
39269010	Plastics, floats for fishing nets	6.186	44.354	33.821	371.163
39269020	Plastics, fans and handscreens, frames and handles therefor, and parts thereof	36.772	135.838	115.838	471.511
39269032	Plastics, hygienic, medical and surgical articles, plastic moulds with denture imprints	44	74	60	404
39269039	Plastics, hygienic, medical and surgical articles, other than plastic moulds with denture imprints	49.656	334.168	1.033.489	4.816.555
39269041	Plastics, safety and protective devices, police shields	7	122	14	315
39269042	Plastics, safety and protective devices, protective masks for use in welding and similar work	0	192	9	1.924
39269044	Plastics, safety and protective devices, life saving cushions for the protection of persons falling from heights	-	3	-	325

Tabel 3 : Ekspor Indonesia menurut Komoditi ( Kode HS 8 digit )

Juli 2023

Kode H S	Uraian golongan barang	Berat bersih (Kg)		Nilai F.O.B. ( U S \$ )	
		Bulan ini	Kumulatif	Bulan ini	Kumulatif
		(1)	(2)	(3)	(4)
39269049	Plastics, safety and protective devices, other than HS 39269041 - 39269044	16.085	144.133	218.151	1.705.579
39269053	Plastics, articles for industrial uses, transmission or conveyor belts or belting	1.750	11.423	45.216	262.167
39269055	Plastics, articles for industrial uses, plastic J-hooks or bunch blocks for detonators	8	599	90	5.633
39269059	Plastics, articles for industrial uses, other than HS 39269053 - 39269055	260.637	1.762.641	2.745.903	20.263.116
39269060	Plastics, poultry feeders	58	6.163	1.318	27.630
39269081	Plastics, shoe lasts	5.586	23.052	117.782	429.468
39269082	Plastics, prayer beads	282	724	5.778	113.198
39269089	Plastics, cards for jewellery or small objects of personal adornment	19.497	162.948	94.535	721.244
39269091	Plastics, of a kind used for grain storage	6	158	9	4.853
39269092	Plastics, empty capsules of a kind suitable for pharmaceutical use	280	325	4.693	7.340
39269093	Plastics, bucles, adjusters, hooks and cord stoppers	255	2.025	2.053	48.512
39269099	Plastics, n.e.c. in heading no. 3923	769.207	5.404.442	7.062.956	40.210.130
40011011	Centrifuged concentrate natural rubber latex, exceeding 0.5% by volume of ammonia content	195.000	2.363.356	300.715	2.629.981
40011019	Non-centrifuged concentrate natural rubber latex, exceeding 0.5% by volume of ammonia content	3	39.315	4.886	42.357
40011029	Non-centrifuged concentrate natural rubber latex, not exceeding 0.5 % by volume of ammonia content	1	32	10	528
40012110	Natural rubber in smoked sheets, RSS Grade 1	4.289.229	24.594.343	6.762.128	38.582.277
40012190	Natural rubber in smoked sheets, other than RSS Grade 1 to 5	-	13	-	166
40012210	Technically specified natural rubber (TSNR) 10	7.909.020	60.855.480	11.112.266	85.509.577
40012220	Technically specified natural rubber (TSNR) 20	132.159.851	990.169.096	188.617.306	1.381.668.594
40012230	Technically specified natural rubber (TSNR) L	176.400	651.630	298.066	1.106.494
40012240	Technically specified natural rubber (TSNR) CV	201.600	1.814.400	329.092	2.841.209
40012290	Technically specified natural rubber (TSNR) other than TSNR 10, 20, L,CV, GP and 5	12	2.172	8	8.014
40013090	Balata, guttapercha, guayule, chicle and similar natural gums not in primary forms	3	159.785	9	564.053
40021100	Styrene-butadiene rubber (SBR), carboxilated styrene-butadiene rubber (XSBR), in latex form	3.061.889	21.693.505	2.520.358	18.108.569
40021910	SBR, XSBR other than latex, in primary forms or in vulcanised, uncompound plates, sheets, or strips	1.305	56.023	13.317	364.244
40021990	SBR, XSBR, other than latex, other than in primary forms or in vulcanised, uncompound plates, sheets, or strips	3.708.106	28.005.902	9.242.657	65.884.025
40022010	Synthetic rubber, Butadiene rubber (BR) in primary forms	-	1.260	-	2.689
40022090	Synthetic rubber, Butadiene rubber (BR) other than in primary forms	4.076.356	29.477.284	9.013.427	62.204.441
40023110	Isobutene-isoprene (butyl) rubber (IIR), unvulcanised, uncompound plates, sheets or strip	-	9.000	-	21.150
40023190	Isobutene-isoprene (butyl) rubber (IIR), other than unvulcanised, uncompound plates, sheets or strip	-	220	-	400
40024100	Chloroprene (chlorobutadiene) rubber(CR) , in latex form	-	4.995	-	32.468
40024910	Chloroprene (chlorobutadiene) rubber(CR) other than latex, in primary forms	-	2.003	-	11.036
40024990	Chloroprene (chlorobutadiene) rubber(CR) other than latex, other than in primary forms	-	8.098	-	35.666
40025100	Acrylonitrile-butadiene rubber (NBR), in latex form	-	1.050	-	5.320
40025990	Acrylonitrile-butadiene rubber (NBR) other than latex, other than in primary forms	-	3.223	-	16.988
40026090	Isoprene rubber (IR) other than in primary forms	608	3.108	14.002	72.004
40027010	Ethylene-propylene-non-conjugated diene rubber (EPDM), in primary forms	3.150	17.780	14.849	86.083
40027090	Ethylene-propylene-non-conjugated diene rubber (EPDM), other than in primary forms	8	178	496	2.421
40028010	Mixture of natural rubber latex with syntetic rubber latex	201.600	4.032.005	283.262	5.686.176

Tabel 3 : Ekspor Indonesia menurut Komoditi ( Kode HS 8 digit )

Juli 2023

Kode H S	Uraian golongan barang	Berat bersih (Kg)		Nilai F.O.B. ( U S \$ )	
		Bulan ini	Kumulatif	Bulan ini	Kumulatif
		(1)	(2)	(3)	(4)
40028090	Mixtures of product of 4001 with product of 4002 other than mixture of natural rubber latex with syntetic rubber latex	1.128.961	9.132.903	1.666.550	12.975.182
40029100	Other than Synthetic rubber, latex	8.451	9.143	96.522	130.780
40029990	Other than synthetic rubber: other than latex, other epoxidsed, other than in primary forms or in unvulcanised, uncompounded plates, sheets or strip	777	1.446	249	8.808
40030000	Reclaimed rubber in primary forms or in plates, sheets or strip	679.571	5.285.345	540.192	3.767.095
40040000	Waste, parings and scrap of rubber (other than hard rubber) and powders and granules obtained therefrom	207.645	2.046.779	44.338	473.445
40051010	Compounded of natural gums with carbon black or silica, unvulcanised, in primary forms or in plates, sheets or strip	48.400	1.819.338	117.600	5.574.616
40051090	Compounded rubber, oth than natural gums with carbon black/silica, unvulcanised, in primary forms/in plates,sheets/strip	766.725	2.860.792	1.261.484	4.940.818
40059190	Compounded rubber other than of natural gums, other than 400510 and 400520, unvulcanised, in plates, sheets amd strip	605.605	5.304.953	1.974.388	18.092.807
40059910	Compounded rubber, latex, other than 400510 and 400520, unvulcanised, other than in primary forms	-	2.136	-	3.805
40059920	Natural rubber compounded with substances other than carbon or silica, unvulcanised, in primary forms	5	103	0	539
40059990	Compounded rubber,n.e.c. in sub heading 400510 & n.e.c. in sub heading 400520, in primary forms, n.e.c. in sub heading 400599	509	1.166.764	3.599	2.797.761
40061000	Unvulcanized rubber, "Camel-back" strips for retreading rubber tyres	1.764	18.967	3.909	38.735
40069011	Article of unvulcanised rubber, of natural gums, other than ôCamel-backö strips for retreading rubber tyres	-	190	-	50
40069019	Form of unvulcanised rubber, of natural gums, other than articles or ôCamel-backö strips for retreading rubber tyres	24	139	359	2.067
40069090	Form and article of unvulcanised rubber, other than natural gums or ôCamel-backö strips for retreading rubber tyres	131	498	14.258	54.891
40070000	Vulcanised rubber thread and cord.	46.245	842.286	119.323	2.505.925
40081110	Plates, sheets & strip of vulcanised cellular rubber, exceeding 5 mm in thickness, lined with textile fabric on one side	-	683	-	3.216
40081120	Plates, sheets and strip of vulcanised cellular rubber, not exceeding 5 mm in thickness, floor tiles and wall tiles	-	170	-	65
40081190	Plates, sheets and strip of vulcanised cellular rubber, other than HS 40081110 and 40081120	555	968	4.141	10.088
40081900	Vulcanised celullar rubber (other than hard rubber), other than plates, sheets and strip	1.192	26.577	19.924	212.490
40082110	Plates, sheets and strip of vulcanised non-celullar rubber, > 5 mm in thickness, lined with textile fabric on one side	47.053	299.665	66.919	510.889
40082120	Plates, sheets and strip of vulcanised non-celullar rubber, not exceeding 5 mm in thickness, floor tiles and wall tiles	16.528	135.903	17.770	157.773
40082130	Plates, sheets and strip of vulcanised non-celullar rubber, water stop	12	12	458	458
40082140	Plates, sheets and strip of vulcanised non-celullar rubber, rubber soling sheet	-	436	-	8.856
40082190	Plates, sheets and strip of vulcanised non-celullar rubber, other than HS 40082110 - 40082190	216.207	945.647	422.384	1.958.502
40082900	Vulcanised non-celullar rubber (other than hard rubber), other than plates, sheets and strip	24	3.858	33	46.420
40091100	Tubes,pipes&hoses, vulcanised rubber other than hard rubber,not reinforced/othwise combined with oth materials without fittings	32.865	186.406	295.911	1.678.276
40091210	Mining slurry suction&discharge hoses,vulcanised rubber other than hard rubb, not reinforced/combined materials,with fittings	-	555	-	8.908



Tabel 3 : Ekspor Indonesia menurut Komoditi ( Kode HS 8 digit )

Juli 2023

Kode H S	Uraian golongan barang	Berat bersih (Kg)		Nilai F.O.B. ( U S \$ )	
		Bulan ini	Kumulatif	Bulan ini	Kumulatif
		(1)	(2)	(3)	(4)
40091290	Tubes, pipes&hoses, vulcanised rubber other than hard rubber, not reinforced/combined w/ oth material with fittings, other than HS 40091210	27.829	311.128	73.244	872.907
40092190	Tubes, pipes&hoses of vulcanised rubber other than hard rubber, reinforced/combined with metal, without fittings, other than HS 40092110	262.325	1.667.128	730.738	4.469.488
40092210	Mining slurry suction and discharge hoses of vulcanised rubber, reinforced or combined only with metal, with fittings	8	8	559	559
40092290	Tubes, pipes&hoses of vulcanised rubber other than hard rubber, reinforced or combined with metal, with fittings, other than HS 40092210	22.676	154.593	158.399	1.123.592
40093110	Mining slurry suction&discharge hoses, vulcanised rubber other than hard rubber, reinforced/combined w/textile, without fittings	-	360	-	5.740
40093191	Fuel/heater/water hoses, reinforces/combined w/textile, used on motor vehicles of 8702, 8703, 8704 or 8711, without fittings	66.859	460.371	1.059.150	6.919.834
40093199	Tubes, pipes&hoses of vulcanised rubber other than hard rubber, reinforced/combined w/textile, without fittings, n.e.c. in subheading 400931	8.568	22.691	40.515	140.584
40093210	Mining slurry suction&discharge hoses, vulcanised rubber other than hard rubber, reinforced/combined with textile, with fittings	17	40	2.942	7.205
40093290	Tubes, pipes&hoses of vulcanised rubber other than hard rubber, reinforced/combined with textile, with fittings, n.e.c. in 400932	104	25.293	2.822	106.708
40094110	Rubber hose used for gas stove, vulcanised rubber other than hard rubber, reinforced/combined with oth materials, without fittings	-	883	-	39.865
40094190	Tubes/pipes&hoses, vulcanised rubber other than hard rubber, reinforced/combined with other materials, without fittings oter than HS 40094110	30.369	229.277	404.756	2.842.383
40094210	Mining slurry suction&discharge hoses, vulcanised rubber other than hard rubber, reinforced/combined w/ oth material, with fitting	8.572	9.258	38.818	42.993
40094220	Rubber hose used for gas stove, vulcanised rubber other than hard rubber, reinforced/combined with other materials, with fittings	15	37	94	467
40094290	Tubes/pipes&hoses, vulcanised rubber other than hard rubber, reinforced/combined with other materials, with fittings n.e.c. 400942	104.044	3.685.557	668.349	11.803.549
40101100	Conveyor belts or belting, of vulcanised rubber, reinforced only with metal	-	83	-	4.861
40101200	Conveyor belts or belting, of vulcanised rubber, reinforced only with textile materials	116.231	130.119	213.159	315.691
40101900	Conveyor belts or belting, of vulcanised rubber, other than reinforced only with metal or textile material	1.438	14.606	8.175	58.902
40103100	Endless transmission belts trapezoidal cross-section (V-belts), V-ribbed, vulc rubber, outside circum>60 cm but not<180 cm	256.355	1.795.346	2.819.093	18.128.470
40103200	Endless transm belts trapezoidal cross-section (Vbelts), oth thn V-ribbed, outside circum exceed 60 cm but not exceed 180 cm	26.250	256.237	367.630	2.977.133
40103300	Endless transmission belts trapezoidal cross-section (Vbelts), V-ribbed, outside circum exceed 180 cm but not exceed 240 cm	100	1.671	2.432	10.579
40103400	Endless transm belts trapezoidal cross-section (Vbelts), oth thn Vribbed, outside circum exceed 180 cm but not exceed 240 cm	1.310	24.527	4.910	117.662
40103500	Endless synchronous belts, of an outside circumference exceeding 60 cm but not exceeding 150 cm, of vulcanised rubber	322	1.521	12.806	50.265

**Tabel 3 : Ekspor Indonesia menurut Komoditi ( Kode HS 8 digit )**

**Juli 2023**

Kode H S	Uraian golongan barang	Berat bersih (Kg)		Nilai F.O.B. ( U S \$ )	
		Bulan ini	Kumulatif	Bulan ini	Kumulatif
		(1)	(2)	(3)	(4)
40103600	Endless synchronous belts, of an outside circumference exceeding 150 cm but not exceeding 198 cm	8	8	60	60
40103900	Transmission belts or belting, of vulcanised rubber, other than HS 40103100-40103600	234.586	1.657.120	2.238.753	14.450.741
40111000	New pneumatic tyres, of rubber, of a kind used on motor cars (including station wagons and racing cars)	29.530.829	201.767.000	123.075.407	853.364.000
40112011	New pneumatic tyres, of rubber, of a kind used on buses or lorries, of a width not exceeding 450 mm: having a width not exceeding 230 mm, and fitting a rim of a diameter not exceeding 16 inch	80.841	557.919	260.120	1.915.288
40112012	New pneumatic tyres, of rubber, of a kind used on buses or lorries, of a width not exceeding 450 mm: having a width not exceeding 230 mm, and fitting a rim of a diameter exceeding 16 inch	51.382	548.917	150.995	1.609.940
40112013	New pneumatic tyres, of rubber, of a kind used on buses or lorries, of a width not exceeding 450 mm: having a width exceeding 230 mm but not exceeding 385 mm	1.615.718	9.569.535	4.893.868	29.730.905
40112019	New pneumatic tyres, of rubber, of a kind used on buses or lorries, of a width not exceeding 450 mm: other than HS 40112011-40112013	192	8.274	381	41.564
40112090	New pneumatic tyres, of rubber, of a kind used on buses or lorries, of a width exceeding 450 mm.	109.874	430.685	507.851	1.810.146
40113000	New pneumatic tyres, of rubber, of a kind used on aircraft	100	5.624	6.832	94.425
40114000	New pneumatic tyres, of rubber, of a kind used on motorcycles	2.790.054	19.633.994	11.106.625	82.884.302
40115000	New pneumatic tyres, of rubber, of a kind used on bicycles	594.731	5.625.243	5.792.051	52.311.225
40117000	New pneumatic tyres, of rubber, of a kind used on agricultural or forestry vehicles and machines	339.261	2.003.373	1.043.244	6.378.536
40118011	New pneumatic tyres, of rubber, used on tractors, machinery of heading 8429 or 8430, forklifts, wheel-barrow or other industrial handling vehicles and machines, fitting a rim of a diameter ≤ 24 inch	940.584	5.150.085	3.049.309	16.475.663
40118019	New pneumatic tyres, of rubber, of a kind used on construction, mining or industrial handling vehicles and machines, fitting a rim of a diameter not exceeding 24 inch, other than HS 40118011	-	146.280	-	1.020.496
40118031	New pneumatic tyres, of rubber, fitting a rim of a diameter >24 inch, of a kind used on machinery of heading 8429 or 8430	-	15	-	10
40118039	New pneumatic tyres, of rubber, fitting a rim of a diameter >24 inch, of a kind used on forklifts or other industrial handling vehicles and machines	-	71.481	-	588.374
40118040	New pneumatic tyres, of rubber, fitting a rim of a diameter exceeding 24 inch, other	70.143	101.954	244.687	315.479
40119010	New pneumatic tyres, of rubber, of a kind used on vehicles of Chapter 87	1.806	19.273	17.282	107.190
40119020	New pneumatic tyres, of rubber, of a kind used onon machinery of heading 8429 or 8430.	-	26.276	-	105.763
40119090	New pneumatic tyres, of rubber, n.e.c. in heading 4011 of a width not exceeding 450 mm	9.543	576.976	85.608	2.047.224
40121100	Retreaded tyres of rubber, of a kind used on motor cars (including station wagons and racing cars)	-	44	-	429
40121290	Retreaded tyres of rubber, of a kind used on buses or lorries, of a width exceeding 450 mm	2.392	24.767	2.691	18.734
40121300	Retreaded tyres of rubber, of a kind used on aircraft	5.192	20.186	24.338	95.960
40121949	Retreaded tyres of rubber, of a kind used on vehicle of Chapter 87, other than of a kind used on agricultural or forestry tractors	89	776	670	5.976
40121990	Retreaded tyres of rubber, other than HS 40121100-40121949	1.640	19.390	6.350	31.513
40122010	Used pneumatic tyres of rubber, of a kind used on motor cars (including station wagons, racing cars)	-	103	-	357

Tabel 3 : Ekspor Indonesia menurut Komoditi ( Kode HS 8 digit )

Juli 2023

Kode H S	Uraian golongan barang	Berat bersih (Kg)		Nilai F.O.B. ( U S \$ )	
		Bulan ini	Kumulatif	Bulan ini	Kumulatif
		(1)	(2)	(3)	(4)
40122029	Used pneumatic tyres of rubber, of a kind used on buses or lorries, of a width exceeding 450 mm	-	55.222	-	239.209
40122030	Used pneumatic tyres of rubber, of a kind used on aircraft	-	2.014	-	4.700
40122040	Used pneumatic tyres of rubber, of a kind used on motorcycles	-	13	-	91
40122050	Used pneumatic tyres of rubber, of a kind used on bicycles	-	400	-	725
40122060	Used pneumatic tyres of rubber, of a kind used on machinery of heading 8429 or 8430	-	57.580	-	2.400
40122071	Used pneumatic tyres of rubber, of a kind used on other vehicles of Chapter 87 , of a kind used on agricultural or forestry tractors	-	116	-	569
40122091	Used pneumatic tyres of rubber, buffed tyres	-	40	-	70
40122099	Used pneumatic tyres of rubber, n.e.c. sub heading 401220	-	9.161	-	15.001
40129014	Solid tyres exceeding 250 mm in external diameter, of a width not exceeding 450 mm	18.511	57.579	32.341	104.563
40129017	Solid tyres exceeding 250 mm in external diameter, of a width exceeding 450 mm	170.322	1.036.691	344.698	2.070.185
40129019	Rubber, tyres, other solid tyres not exceeding 250 mm in external diameter, of a width not exceeding 450 mm	82.706	475.293	328.600	2.348.968
40129071	Replaceable tyre treads : of a width not exceeding 450 mm	-	516	-	1.151
40129080	Tyre flaps of rubber	9.632	85.292	23.455	199.193
40129090	Retreaded/used pneumatic tyres of rubber, solid/cushion tyres, tyre treads & flaps, n.e.c. in heading 4012	8.435	339.680	20.378	81.272
40131011	Inner tubes of rubber,of a kind used on motor cars,suitable for fitting to tyres of a width < 450 mm	39.340	231.006	103.162	731.824
40131019	Inner tubes of rubber,of a kind used on motor cars,suitable for fitting to tyres of a width > 450 mm	-	2.598	-	5.622
40131021	Inner tubes of rubber, of a kind used on buses or lorries, suitable for fitting to tyres of a width not exceeding 450 mm	224	3.819	788	14.634
40131029	Inner tubes of rubber, of a kind used on buses or lorries, suitable for fitting to tyres of a width exceeding 450 mm	-	50	-	997
40132000	Inner tubes of rubber, of a kind used on bicycles	84.001	686.760	608.035	3.859.053
40139011	Inner tubes of rubber,kind used on machinery of head 8429 or 8430, suitable for fitting to tyres of a width ≤450 mm	191	6.031	1.132	8.262
40139019	Inner tubes of rubber,a kind used on machinery of head 8429 or 84.30, suitable for fitting to tyres of a width >450 mm	-	1.718	-	4.585
40139020	Inner tubes of rubber, of a kind used on motorcycles	84.337	592.923	254.147	1.873.377
40139031	Inner tubes of rubber,of a kind used on oth vehicles of Chapter 87, suitable for fitting to tyres of a width < 450 mm	220	8.950	218	10.880
40139039	Inner tubes of rubber,of a kind used on oth vehicles of Chapter 87, suitable for fitting to tyres of a width > 450 mm	-	920	-	640
40139091	Inner tubes of rubber, suitable for fitting to tyres of a width not exceeding 450 mm, n.e.c. sub heading 401390	25.752	117.107	125.436	568.798
40141000	Sheath contraceptives	84	888	8.540	62.050
40149010	Teats for feeding bottles and similar articles	112	2.025	1.516	20.674
40149040	Stoppers for pharmaceutical use	-	4.783	-	40.556
40149090	Hygienic/pharmaceutical articles of vulcanised exclude hard rubber,with or without fittings hard rubber, n.e.c. in heading 4014	3.082	18.173	26.185	124.099
40151210	Gloves, mittens and mitts , of a kind used for medical, surgical, dental or veterinary purposes of a kind used on machinery purposes of vulcanised natural rubber	1.003.061	7.517.812	10.951.600	72.768.772
40151290	Gloves, mittens and mitts , of a kind used for medical, surgical, dental or veterinary purposes of a kind used on machinery purposes of other vulcanised rubber	520	685	64	568
40151910	Other than gloves, mittens and mitts , of a kind used for medical, surgical, dental or veterinary purposes of a kind used on machinery purposes of vulcanised natural rubber	1.045.990	6.316.628	3.700.443	21.903.151
40151990	Other than gloves, mittens and mitts , of a kind used for medical, surgical, dental or veterinary purposes of a kind used on machinery purposes other of vulcanised natural rubber	350.503	2.675.258	1.660.119	13.519.914

Tabel 3 : Ekspor Indonesia menurut Komoditi ( Kode HS 8 digit )

Juli 2023

Kode H S	Uraian golongan barang	Berat bersih (Kg)		Nilai F.O.B. ( U S \$ )	
		Bulan ini	Kumulatif	Bulan ini	Kumulatif
(1)	(2)	(3)	(4)	(5)	(6)
40159010	Lead aprons, of vulcanised rubber other than hard rubber	20	135	314	3.571
40159020	Divers' suits (wet suits), of vulcanised rubber other than hard rubber	-	196	-	500
40159090	Articles apparel & clothing accessories of vulcanised rubber other than hard rubber, n.e.c. in heading 4015	506	4.850	9.497	108.416
40161010	Padding for articles of apparel or clothing accessories, of cellular rubber	193	1.070	29.214	148.675
40161020	Floor tiles and wall tiles of cellular rubber	21.060	202.410	4.392	36.693
40161090	Other articles of cellular rubber, other than padding apparel and floor/wall tiles	15.136	83.191	364.604	1.827.167
40169110	Mats of vulcanised rubber other than hard rubber, non-cellular rubber	569.676	2.717.628	907.351	4.223.666
40169190	Floor coverings other than mats and tiles of vulcanised rubber other than hard rubber, non-cellular rubber	585	8.847	8.405	122.039
40169210	Eraser tips of vulcanised rubber other than hard rubber and non-cellular rubber	10	123	25	234
40169290	Erasers other than eraser tips of vulcanised rubber other than hard rubber and non-cellular rubber	603	2.127	452	10.245
40169310	Gaskets, washers and other seals of a kind used to insulate the terminal leads of electrolytic capacitors	37.511	304.739	679.088	5.154.464
40169320	Gaskets and o-rings, of a kind used on motor vehicles of heading 8702, 8703, 8704 or 8711	42.670	285.175	1.071.842	7.773.773
40169390	Gaskets, washers and other seals of vulcanised rubber other than hard rubber, n.e.c. sub heading 401693	120.411	4.178.649	2.729.522	20.463.571
40169400	Boat or dock fenders of vulcanised rubber, whether or not inflatable, other than hard rubber, non-cellular rubber	20.554	147.716	201.835	1.397.018
40169500	Inflatable articles, other than boat or dock fenders of vulcanised rubber, other than hard rubber, non-cellular rubber	2.297	15.489	14.933	241.985
40169911	Parts&access kind used for vehicles of Chapter 87 for vehicles of head 8702,8703, 8704 or 8705,oth thn weatherstripping	36.052	410.019	518.682	5.284.338
40169912	Parts and accessories of vulcanised rubber other than hard rubber, of a kind used for vehicles of heading 8711	13.136	103.713	202.898	1.433.333
40169913	Weatherstripping of vulcanised rubber oth thn hard rubber, of a kind used on motor vehicles of heading 8702,8703 or 8704	152.161	979.015	1.390.482	8.974.037
40169915	Parts&accessories of vulcanised rubber oth thn hard rubber,of a kind used for vehicles of head 8709, 8713, 8715 or 8716	-	17	-	309
40169916	Bicycle mudguards of vulcanised rubber other than hard rubber and non-cellular rubber	250	1.245	750	3.770
40169917	Bicycle parts of vulcanised rubber other than hard rubber and cellular rubber	148	23.865	34.234	256.465
40169918	Bicycle accessories of vulcanised rubber other than hard rubber, non-cellular rubber, other than mudguards & parts	8	489	75	15.188
40169919	Parts&accessories of a kind used for vehicles of Chapter 87 of vulcanised rubber exc hard rubber other than HS 40169911-40169919	526	16.525	11.638	103.503
40169920	Parts and accessories of rotochutes of heading 8804 of vulcanised rubber other than hard rubber, non-cellular rubber	0	0	1	2
40169930	Rubber bands, of vulcanised rubber other than hard rubber, non-cellular rubber	99	1.270	1.281	10.546
40169951	Rubber rollers of vulcanised rubber other than hard rubber, non-cellular rubber	3.338	41.032	107.254	636.859
40169952	Tyre mould bladders of vulcanised rubber other than hard rubber, non-cellular rubber	-	1.050	-	12.806
40169953	Electrical insulator hoods of vulcanised rubber other than hard rubber, non-cellular rubber	2.096	13.410	2.927	27.289

Tabel 3 : Ekspor Indonesia menurut Komoditi ( Kode HS 8 digit )

Juli 2023

Kode H S	Uraian golongan barang	Berat bersih (Kg)		Nilai F.O.B. ( U S \$ )	
		Bulan ini	Kumulatif	Bulan ini	Kumulatif
(1)	(2)	(3)	(4)	(5)	(6)
40169954	Rubber grommets and rubber covers for automotive wiring harnesses of vulcanised rubber oth hard rubber, non-cellular rubber	16.356	89.185	217.163	1.273.047
40169959	Articles used in machinery/mechanical/electric appliances/oth technical uses,noncellular rubber, other than HS 40169951-40169954	20.135	143.634	557.071	4.130.050
40169960	Rail pads of vulcanised rubber other than hard rubber, non-cellular rubber	-	1	-	1.030
40169970	Structural bearings including bridge bearings of vulcanised rubber other than hard rubber, non-cellular rubber	572	3.662	4.087	36.506
40169991	Table coverings of vulcanised rubber other than hard rubber, non-cellular rubber	7.687	10.339	73.471	154.368
40169999	Articles of vulcanised rubber other than hard rubber, non-cellular rubber, n.e.c. in heading 4016	91.101	417.413	749.035	4.453.892
40170010	Floor tiles and wall tiles of hard rubber (for example ebonite)	786	3.882	35.585	140.080
40170020	Articles of hard rubber other than floor tiles and wall tiles	83	364.832	442	28.231
40170090	Articles of hard rubber n.e.c. in heading 4017	11.184	21.983	39.828	98.875
41019090	Raw hides and skins of bovine, including butts, bends and bellies, other than pre-tanned	-	50	-	462
41032000	Raw hides and skins of reptiles	3.027	6.545	435.532	854.594
41039000	Raw hides and skins other than bovine, sheeps and lambs, reptil, and swine	42	59	1.849	1.961
41044100	Tanned/crust hides and skins in the dry state,full grains,upsplit and grains split of bovine vegetable tanned	-	73.947	-	244.850
41044900	Tanned/crust hides and skins in the dry state,other than full grains,upsplit and grains split of bovine vegetable tanned	32.120	100.605	510.337	7.812.803
41053000	Tanned/crust skins of sheep/lambs,in the dry state (crust), without wool on, whether or not split,but not further prepared	-	505	-	9.252
41062200	Tanned/crust hides&skins of goats/kids,in the dry state (crust), without wool/hair on, whether or not split, but not further prepared	180	181	446	448
41063200	Tanned/crust hidesskins of swine, in the dry state (crust), without wool/hair on,whether/not split,but not further prepared	-	389	-	13.368
41064000	Tanned or crust hides and skins of reptiles, without wool or hair on, whether or not split, but not further prepared.	2.794	45.142	600.784	8.373.991
41071100	Leather further prepared after tanning/crusting of bovine/equine animal, whole hides and skins,full grains,unsplit	1	3.771	1	104.368
41071200	Leather further prepared after tanning/crusting of bovine/equine animal, whole hides and skins, grains split	57.326	386.244	1.147.580	8.016.641
41071900	Leather further prep after tanning/crusting of bovine/equine animal, whole hide and skin, other than full grain,unsplit,grains split	58.543	331.336	1.138.996	6.291.072
41079200	Leather,other than whole hides and skins further prepared after tanning/crusting whole hides and skins, grain splits	992	80.457	13.505	267.276
41079900	Leather,oth thn whole hidesandskins further prepared after tanning/crusting whole hides and skins, excluding full/no grains,unsplit	130.613	1.026.092	229.013	2.575.896
41120000	Leather further prepared after tanning/ crust,of sheep/lamb wo/wool on,split/not,other than leather of heading 4114	11.340	100.039	1.270.867	10.520.241
41131000	Leather further prepared after tanning or crusting includ parchment-dressed leather, without wool/hair,of goats or kids	17.254	114.453	550.901	4.140.790
41139000	Leather further prepared after tanning/crusting includ parchment-dressed leather oth thn goats/kids, swine,& reptiles	462	6.939	567.923	4.926.655
41142000	Patent leather and patent laminated leather, metallised leather	12	133	21	1.619
41151000	Composition leather with a basis of leather or leather fibre, in slabs, sheets or strip, whether or not in rolls	10.571	101.598	281.071	2.860.670

**Tabel 3 : Ekspor Indonesia menurut Komoditi ( Kode HS 8 digit )**

**Juli 2023**

Kode H S	Uraian golongan barang	Berat bersih (Kg)		Nilai F.O.B. ( U S \$ )	
		Bulan ini	Kumulatif	Bulan ini	Kumulatif
(1)	(2)	(3)	(4)	(5)	(6)
41152000	Parings and oth waste of leather/composition leather, not for manufacture leather articles, leather dust,powder and flour	772	5.440	33.580	198.397
42010000	Saddlery & harness for any animal (traces,leads,knee pads,muzzles,saddle cloths,saddle bags,dog coats),of any material	264	16.434	15.376	307.863
42021110	Cases & containers,suit-case/brief-case with outer surface of leather/composition leather, max dimensions 56cmx45cmx25 cm	4.536	18.394	43.362	164.733
42021190	Cases & containers,suit-case/brief-case with outer surface of leather/composition leather, dimension more 56cmx45cmx25 cm	22.315	215.066	417.700	3.133.602
42021211	School satchels with outer surface of vulcanised fibre	1.169	5.615	38.492	213.200
42021219	School satchels with outer surface other than vulcanised fibre	220.219	2.049.267	2.850.253	31.117.304
42021291	Cases and containers,suit-case/brief-case with outer surface vulcanised fibre other than school satchels	9	8.089	56	141.020
42021299	Cases and containers,suit-case/brief-case with other than outer surface vulcanised fibre, other than school satchels	763.002	4.590.786	4.691.406	30.775.433
42021920	Trunks,suit-cases,vanity-cases executive-cases, brief-cases, school satchels & similar container,paperboard outer surface	341	889	327	3.076
42021990	Trunks,suit-cases,vanity-cases, executive-cases, brief-cases, school satchel&similar container, outer srface oth paperboard	17.534	62.978	90.421	292.461
42022100	Handbags,whether or not with shoulder strap,incld those without handle,outer surface of leather/ composition leather	719.058	3.873.590	14.557.894	84.607.087
42022210	Handbags, whether or not with shoulder strap, including those without handle :With outer surface of sheeting of plastics or of textile materials:With outer surface of sheeting of plastics	198.945	1.815.653	3.685.600	36.857.593
42022220	Handbags, whether or not with shoulder strap, including those without handle , with outer surface of sheeting of plastics or of textile materials, with outer surface of textile materials	231.033	866.041	6.709.201	16.884.311
42022900	Other than handbags, whether or not with shoulder strap, including those without handle :	21.980	137.827	642.976	1.958.645
42023100	Articles of a kind normally carried in the pocket or in the handbag,with outer surface of leather or composition leather	6.890	42.497	431.740	2.763.714
42023200	Articles of a kind normally carried in pocket/in the handbag,with outer surface of sheeting plastics or textile materials	12.193	69.322	331.605	1.918.657
42023900	Articles of a kind normally carried in pocket/in the handbag, oth thn sub heading 420231 - 420232	1.083	5.225	39.954	275.208
42029111	Cases and containers, bowling bags with outer surface of leather or of composition leather	480	7.535	4.723	411.290
42029119	Cases and containers, sports bag other than bowling bags, with outer surface of leather or of composition leather	173	2.656	20.110	260.402
42029190	Cases and containers, other sports bag, with outer surface of leather or of composition leather	105.236	480.457	3.652.272	17.737.602
42029210	Cases and containers, toiletry bags, of sheeting of plastics	379.621	3.368.165	6.765.900	51.844.417
42029220	Cases and containers, bowling bags sheeting of plastics or of textile materials	24.760	278.362	295.921	3.435.528
42029290	Cases and containers, other than toiletry bags and bowling bags, of sheeting of plastics	2.849.018	20.242.189	49.957.172	350.182.213
42029910	Cases and containers, other article, with outer surface of vulcanised fibre or paperboard	-	25	-	106
42029990	Cases & containers, n.e.c. in head 4202,of vulcanised fibre/of paperboard/wholly/mainly covered with such materials/w paper	55.939	326.551	614.249	3.866.695

Tabel 3 : Ekspor Indonesia menurut Komoditi ( Kode HS 8 digit )

Juli 2023

Kode H S	Uraian golongan barang	Berat bersih (Kg)		Nilai F.O.B. ( U S \$ )	
		Bulan ini	Kumulatif	Bulan ini	Kumulatif
		(1)	(2)	(3)	(4)
42031000	Apparel, articles of apparel, of leather or of composition leather	7.689	200.764	235.422	6.778.046
42032110	Gloves, mittens and mitts : specially designed for use in sports, baseball and softball gloves	27.567	173.690	1.432.803	11.470.654
42032190	Gloves, mittens and mitts : specially designed for use in sports, other than baseball and softball gloves	77.968	624.424	6.069.841	50.897.056
42032910	Clothing accessories, protective work gloves, of leather or composition leather	5.980	69.445	458.737	3.968.031
42032990	Clothing accessories, other than protective work gloves, of leather or composition leather	12.199	114.469	644.550	4.432.135
42033000	Clothing accessories, belts and bandoliers, of leather or of composition leather	2.505	11.762	42.868	367.333
42034000	Clothing accessories, of leather or of composition leather, n.e.c. in heading no. 4203	1.964	7.138	28.288	93.377
42050010	Boot laces, mats, of leather or of composition leather	127	904	433	79.738
42050020	Industrial safety belts and harnesses of composition leather	13.190	89.303	62.848	704.658
42050030	Leather strings or chords of a kind used for jewellery or articles of personal adornment of composition leather	253	1.963	7.190	30.372
42050040	Articles of leather/composition leather used in machine/mechanic appliance/oth technic uses,ot HS 42050010-42050030	-	1	-	320
42050090	Articles of leather or of composition leather n.e.c. in heading 4205	1.964	18.267	38.877	514.144
42060000	Articles of gut (other than silkworm gut), of goldbeater's skin, of bladders or of tendons.	3	3	20	20
43021900	Furskins, tanned/dressed,whole, with or without head,tail/paws,not assembled, oth thn of mink, other than those of heading 4303	-	932	-	24.831
43031000	Furskin articles, apparel and clothing accessories	7	549	48	21.275
43039090	Furskin articles, apparel and clothing accessories, n.e.c. in heading 4303	9.420	59.201	232.087	1.260.621
43040091	Artificial fur articles, sports bags	13	42	220	1.147
43040099	Artificial fur articles, other than sports bags	-	25	-	864
44011100	Fuel wood, in logs, in billets, in twigs, in faggots or in similar forms, from coniferous	-	3.547	-	23.192
44011200	Fuel wood, in logs, in billets, in twigs, in faggots or in similar forms, from Non - coniferous	16.308	66.971	6.364	49.055
44012100	Wood in chips or particles, from coniferous	-	46.400	-	8.292
44012200	Wood in chips or particles, from non-coniferous	155.240.821	1.036.476.029	12.961.783	92.003.290
44013100	Sawdust and wood waste and scrap, agglomerated in logs, briquettes, pellets or similar forms : wood pellets	59.503.572	329.907.073	6.749.231	42.043.938
44013200	Sawdust and wood waste and scrap, agglomerated in logs, briquettes, pellets or similar forms : wood briquettes	11	15	1	3
44013900	Sawdust and wood waste and scrap, agglomerated in logs, briquettes, pellets or similar forms : wood pellets and briquettes	170.925	3.157.458	147.834	944.268
44014100	Sawdust and wood waste and scrap, not agglomerated : sawdust	128.696	931.473	62.807	332.602
44014900	Sawdust and wood waste and scrap, not agglomerated : other than sawdust	1.242.959	6.181.445	117.545	755.304
44021000	Wood charcoal (including shell or nut charcoal), whether or not agglomerated, of bamboo	7.685.847	35.391.236	2.028.582	9.746.479
44022010	Wood charcoal (including shell or nut charcoal), whether or not agglomerated, of shell or nut , of coconut shell	17.676.362	109.469.024	15.454.684	101.350.919
44022090	Wood charcoal (including shell or nut charcoal), whether or not agglomerated, of shell or nut , other than coconut shell	2.691.065	40.325.746	1.555.050	24.229.564
44029000	Wood charcoal (including shell or nut charcoal), whether or not agglomerated, of bamboo or shell or nut	23.744.930	200.362.206	12.553.997	96.771.021
44034910	Tropical wood, other than dark Red Meranti, light Red Meranti and Meranti Bakau, baulks, swalogs and veneer logs	3.300	251.882	77.838	904.928

Tabel 3 : Ekspor Indonesia menurut Komoditi ( Kode HS 8 digit )

Juli 2023

Kode H S	Uraian golongan barang	Berat bersih (Kg)		Nilai F.O.B. ( U S \$ )	
		Bulan ini	Kumulatif	Bulan ini	Kumulatif
		(1)	(2)	(3)	(4)
44034990	Tropical wood, other than dark Red Meranti, light Red Meranti and Meranti Bakau, other baulks, swalogs and veneer logs	634	2.648	13.350	35.978
44041000	Hoopwood, split poles,piles, picket and the like of coniferous	-	250	-	819
44042010	Hoopwood, split poles,piles, picket and the like of non- coniferous, chipwood	13.925	142.770	4.874	54.941
44050020	Wood flour	26.000	1.262.819	5.683	428.605
44071190	Wood, coniferous, of pine (Pinus spp), other than sawn lengthwise, not further worked	173.616	694.039	220.050	759.653
44071200	Wood, coniferous, of fir (Abies spp) and spruce (Picea spp), sawn or chipped lengthwise, sliced or peeled, whether or not planed, sanded or end-jointed, thick >6mm	788	5.661	3.672	30.733
44071990	Wood, coniferous, other than sawn lengthwise not further worked, other than HS 44071110-44071400	20.293	100.801	161.181	719.185
44072110	Wood, tropical wood, of mahogany (Swietenia spp), planed, sanded or end-joint	120.699	896.968	165.935	921.113
44072190	Wood, tropical wood, of mahogany (Swietenia spp), other than planed, sanded or end-joint	-	24	-	73
44072210	Wood, tropical wood, of virola, imbuia and balsa, planed, sanded or end-joint	28.901	142.565	117.567	577.269
44072290	Wood, tropical wood, of virola, imbuia and balsa, other than planed, sanded or end-joint	-	25.050	-	45.789
44072320	Wood, tropical wood, of teak, planed, sanded or end-joint	26.670	83.740	108.111	318.188
44072390	Wood, tropical wood, of teak, other than sawn lengthwise, planed, sanded or end-jointed	-	4.313	-	21.082
44072513	Wood, tropical wood, of dark red meranti or light red meranti, planed, sanded or end-jointed	163.727	1.094.043	334.175	1.960.191
44072529	Wood, tropical wood, of meranti bakau, other than planed, sanded or end-jointed	-	8.628	-	13.422
44072630	Wood, tropical wood, of white lauan, white meranti, white seraya, yellow meranti, and alan, planed, sanded or end-jointed	-	29.978	-	38.677
44072913	Wood, tropical wood, of jelutong (Dyera spp), planed, sanded or end-joint	100.061	872.242	134.915	1.120.765
44072923	Wood, tropical wood, of kapur (Dryobalanops spp), planed, sanded or end-joint	7.000	70.292	3.660	49.230
44072933	Wood, tropical wood, of kempas (Koompasia spp), planed, sanded or end-joint	17.883	152.154	13.568	85.281
44072943	Wood, tropical wood, of keruing (Dipterocarpus spp), planed, sanded or end-joint	205.804	749.593	157.075	583.486
44072973	Wood, tropical wood, of balau (Shorea spp), planed, sanded or end-joint	82.606	383.058	47.839	234.811
44072983	Wood, tropical wood, of mengkulang (Heritiera spp), planed, sanded or end-joint	-	12.597	-	8.345
44072991	Wood, tropical wood, of jongkong (Dactylocladus spp) and merbau (Intsia spp), planed, sanded or end-jointed	2.171	76.292	4.424	63.159
44072994	Wood, tropical wood, of albizia (Paraserianthes falcataria), planed, sanded or end-jointed	9.471	84.857	9.840	143.847
44072996	Wood, tropical wood, of rubber (Hevea brasiliensis), planed, sanded or end-jointed	1.839.238	13.805.698	813.121	6.619.965
44072997	Wood, tropical wood, of rubber (Hevea brasiliensis), other than planed, sanded or end-jointed	11	11	6	6
44072998	Wood, sawn other than HS 44062991 - 44072997, planed, sanded or end-jointed	593.669	4.862.822	785.968	6.730.653
44079130	Wood, non-coniferous and other than tropical wood, of oak (Quercus spp), planed, sanded or end-jointed	-	14.647	-	18.324
44079210	Wood, non-coniferous and other than tropical wood, of beech (Fagus spp), planed, sanded or end-jointed	1.012	3.496	8.204	19.213
44079310	Wood, non-coniferous and other than tropical wood, of maple (Acer spp), planed, sanded or end-jointed	-	1.478	-	6.848
44079390	Wood, non-coniferous and other than tropical wood, of maple (Acer spp), other than planed, sanded or end-jointed	-	698	-	4.855



**Tabel 3 : Ekspor Indonesia menurut Komoditi ( Kode HS 8 digit )**

**Juli 2023**

Kode H S	Uraian golongan barang	Berat bersih (Kg)		Nilai F.O.B. ( U S \$ )	
		Bulan ini	Kumulatif	Bulan ini	Kumulatif
		(1)	(2)	(3)	(4)
44079790	Wood, non-coniferous and other than tropical wood, of poplar and aspen (Populus spp), other than planed, sanded or end-jointed	-	7.551	-	14.111
44079910	Wood, non-coniferous and other than tropical wood, other than n.e.c. sub heading 440797, planed, sanded or end-jointed	45.049	134.705	130.303	546.488
44079990	Wood, non-coniferous and other than tropical wood, other than n.e.c. sub heading 440797, other than planed, sanded or end-jointed	-	88	-	72
44081010	Wood, coniferous, cedar wood pencil slats, Radiata pinewood of a kind used for blockboard manufacture	136.766	668.958	836.633	3.998.807
44081030	Wood, coniferous, face veneer sheets, Radiata pinewood of a kind used for blockboard manufacture	3.550	13.652	9.068	51.920
44081090	Wood, coniferous, other than cedar wood pencil slats radiata pinewood used for blockboard manufacture, other than face veneer sheets	76.184	277.621	75.502	216.547
44083100	Dark Red Meranti, Light Red Meranti and Meranti Bakau of tropical wood, sheets for veneering, plywood and laminated wood	120.714	1.372.713	184.878	1.590.718
44083920	Face veneer sheets of tropical wood, other than Red Meranti, Light Red Meranti and Meranti Bakau	7.878	311.907	34.412	440.614
44083990	Other than Jelutong wood pencil slats and face veneer sheets, other than Red Meranti, Light Red Meranti, and Meranti Bakau	5.662.812	28.216.140	6.254.742	31.255.776
44089010	Face veneer sheets, of non-coniferous and other than tropical wood	3.799.769	24.888.712	3.461.148	22.369.426
44089090	Wood, other than in heading 4408, sheets for veneer/plywood, oth wood sawn, slice/peel, whether/not plan, sand/end-join,thick≤6mm	2.464.400	12.747.010	2.373.888	12.098.681
44091000	Coniferous wood, cotinuously shaped along any of its edgee,ends/faces, non planed,sanded or end-jointed	1.405.081	6.363.852	2.280.236	11.098.577
44092100	Wood, non-coniferous of bamboo, cotinuously shaped along any of its edgee, ends/faces, whether or not planed,sanded or end-jointed	-	15.977	-	40.644
44092200	Wood,non-coniferous of tropical wood, cotinuously shaped along any of its edgee,ends/faces,whether or not planed,sanded/end-jointed	39.823.656	244.728.386	44.185.448	273.632.095
44092900	Wood, non-coniferous, other than in heading 4409, cotinuously shaped along any of its edgee, ends/faces, whether or not planed, sanded or end-jointed	953.864	8.507.654	1.529.315	11.854.713
44101100	Particle board of wood, whether or not agglomerated with resins or other organic binding substances	6.162.926	36.074.949	1.110.513	7.115.671
44101900	Similar board (for example, waferboard) of wood, whether or not agglomerated with resins or other organic binding substances	-	1.180	-	1.014
44109000	Particle board, oriented strand board (OSB) and similar board (for example, waferboard), of other ligneous materials, whether or not agglomerated with resins or other organic binding substances	4	996	30	6.161
44111200	Medium density fibreboard (MDF), of a thickness not exceeding 5 mm, whether or not bonded with resins or other organic substances	7.561.186	85.321.587	3.260.410	30.031.962
44111300	Medium density fibreboard (MDF), of a thickness exceeding 5 mm but not exceeding 9 mm, whether or not bonded with resins or other organic substances	5.378.624	40.207.795	1.619.922	12.626.307
44111400	Medium density fibreboard (MDF), of a thickness exceeding 9 mm, whether or not bonded with resins or other organic substances	12.790.692	94.513.196	3.438.555	27.924.488
44119200	Ligneous materials other than fibreboard, of a density exceeding 0.8 g/cm3, whether or not bonded with resins or other organic substances	1.191	7.988	3.065	20.981

**Tabel 3 : Ekspor Indonesia menurut Komoditi ( Kode HS 8 digit )**

**Juli 2023**

Kode H S	Uraian golongan barang	Berat bersih (Kg)		Nilai F.O.B. ( U S \$ )	
		Bulan ini	Kumulatif	Bulan ini	Kumulatif
		(1)	(2)	(3)	(4)
44119300	Ligneous materials other than fibreboard, of a density exceeding 0.5 g/cm <sup>3</sup> but not exceeding 0.8 g/cm <sup>3</sup> , whether or not bonded with resins or other organic substances	139.838	25.386.559	42.059	6.882.277
44119400	Ligneous materials other than fibreboard, of a density not exceeding 0.5 g/cm <sup>3</sup> , whether or not bonded with resins or other organic substances	-	12	-	12
44121000	Plywood, veneered panels and similar laminated wood, of bamboo	18.953	226.868	24.484	490.500
44123100	Plywood, consisting solely of sheets of wood (not bamboo), each ply ≤ 6mm thickness, with at least one outer ply of tropical wood	93.498.753	588.672.246	87.185.158	572.994.806
44123300	Plywood,consisting solely of sheets of wood(not bamboo),each ply≤6mm thickness,with at least one outer ply of non-coniferous wood of the species alder,ash,beech,birch,cherry,chestnut,elm,eucalyptus,hickory,horse chestnut,lime,maple,oak,plane tree,poplar&aspen,robinia,tulipwood/walnut	19.379.059	109.062.432	18.134.293	100.136.418
44123400	Plywood, consisting solely of sheets of wood (not bamboo), each ply ≤ 6mm thickness, with at least one outer ply of non-coniferous wood not specified under subheading 441233	1.188.253	10.301.226	910.774	8.098.677
44123900	Plywood, consisting solely of sheets of wood (not bamboo), each ply ≤ 6mm thickness, with both outer plies of coniferous wood	363.654	2.003.942	717.706	3.611.872
44124110	Laminated veneered lumber, with at least one outer ply of teak	217	1.221	475	619
44124190	Laminated veneered lumber, with at least one outer ply of tropical wood other than teak	1.201.211	9.112.744	1.688.659	12.493.890
44124200	Laminated veneered lumber, with at least one outer ply of non-coniferous wood	56.773	409.426	65.952	478.850
44124900	Laminated veneered lumber, with both outer plies of coniferous wood	341.339	1.357.783	159.132	762.309
44125100	Blockboard, laminboard, and battenboard, with at least one outer ply of tropical wood	28.209.763	170.613.253	31.845.661	192.586.651
44125200	Blockboard, laminboard, and battenboard, with at least one outer ply of non-coniferous wood	1.302.480	9.095.389	2.951.161	17.776.495
44125900	Blockboard, laminboard, and battenboard, with both outer plies of coniferous wood	1.183.844	6.254.519	1.395.968	7.125.474
44129110	Other plywood, with at least one outer ply of teak	14.529	65.238	22.869	101.943
44129190	Other plywood, with at least one outer ply of tropical wood other than teak	1.268.819	7.212.465	2.336.280	14.750.206
44129900	Other plywood, with both outer plies of coniferous wood	804.907	5.647.792	1.061.216	7.090.124
44130000	Densified wood, in blocks, plates, strips or profile shapes.	-	26.079	-	27.373
44141000	Wooden frames for paintings, photographs, mirrors or similar objects, of tropical wood	490.940	3.250.861	2.599.195	17.255.907
44149000	Wooden frames for paintings, photographs, mirrors or similar objects, of other than tropical wood	254.696	1.426.037	946.462	5.676.556
44151000	Cases, boxes, crates, drums and similar packings, cabledrums of wood	273.132	2.145.328	508.873	3.772.274
44152000	Pallets, box pallets and other load boards, pallet collars of wood	145.003	3.079.292	117.758	2.210.694
44160010	Staves	-	5.530	-	12.846
44160090	Casks, barrels, vats, tubs and other coopers' products and parts thereof, of wood	188	5.632	415	21.107
44170090	Tools, tool bodies, tool handles, broom or brush bodies and handles, of wood	152.671	952.085	441.269	2.348.969
44181100	Windows, French-windows and their frames, of tropical wood	399.063	1.791.558	509.259	3.178.393
44181900	Windows, French-windows and their frames, of other than tropical wood	7.750	38.802	28.400	103.323
44182100	Doors and their frames and thresholds, of tropical wood	3.413.083	22.334.191	7.710.881	50.781.012
44182900	Doors and their frames and thresholds, of other than tropical wood	5.792.852	35.360.920	11.435.967	73.918.915

Tabel 3 : Ekspor Indonesia menurut Komoditi ( Kode HS 8 digit )

Juli 2023

Kode H S	Uraian golongan barang	Berat bersih (Kg)		Nilai F.O.B. ( U S \$ )	
		Bulan ini	Kumulatif	Bulan ini	Kumulatif
(1)	(2)	(3)	(4)	(5)	(6)
44183000	Posts and beams other than products of subheadings 441881 to 441889	-	3.597	-	14.804
44184000	Shuttering for concrete constructional work	-	116.650	-	90.625
44185000	Shingles and shakes	-	139.249	-	75.065
44187310	Assembled flooring panels, of bamboo or with at least the top layer (wear layer) of bamboo, for mosaic flooring	-	146	-	726
44187390	Assembled flooring panels, of bamboo or with at least the top layer (wear layer) of bamboo, other than mosaic flooring, of other than multilayer of bamboo	300	301	384	386
44187400	Assembled flooring panels, other than of bamboo or with at least the top layer (wear layer) of bamboo, for mosaic flooring	3.129	16.207	23.054	85.278
44187500	Assembled flooring panels, other than of bamboo or with at least the top layer (wear layer) of bamboo, other than mosaic flooring, multilayer	1.460.117	9.617.687	4.717.190	29.951.361
44187900	Assembled flooring panels, other than of bamboo or with at least the top layer (wear layer) of bamboo, other than mosaic flooring, other than multilayer	1.053.637	6.349.019	2.634.629	16.075.168
44188110	Engineered structural timber products, glue-laminated timber (glulam), in block shape	1.612.569	10.697.890	3.287.441	22.264.323
44188190	Engineered structural timber products, glue-laminated timber, in other than block shape	1.580.854	9.366.560	3.057.310	17.550.989
44188900	Engineered structural timber products, other than cross-laminated timber (CLT or X-lam) and I beams	-	65	-	332
44189100	Builders' joinery and carpentry of wood, other than HS 44181100-44188900, of bamboo	14.268	31.345	24.368	35.418
44189200	Builders' joinery and carpentry of wood, other than HS 44181100-44188900, of cellular wood panels	420.974	3.585.464	458.318	3.865.244
44189900	Builders' joinery and carpentry of wood, other than HS 44181100-44188900, other than of bamboo and cellular wood panels	6.765.908	51.365.992	7.812.920	57.987.423
44191100	Bread boards, chopping boards, and similar boards of bamboo	392	3.067	2.840	13.844
44191200	Chopsticks of bamboo	1	22	26	726
44191900	Tableware and kitchenware, of bamboo, other than HS 44191100-44191200	1.044	2.140	4.765	19.239
44192000	Tableware and kitchenware, of tropical wood	403.376	3.381.475	1.597.322	11.262.078
44199000	Tableware and kitchenware, other than of bamboo and tropical wood	208.552	1.395.203	604.082	4.456.627
44201100	Statuettes and other ornaments, of tropical wood	429.019	4.998.478	1.642.996	20.929.388
44201900	Statuettes and other ornaments, other than of tropical wood	542.972	2.626.002	2.459.147	11.754.225
44209010	Wooden articles of furniture not falling in Chapter 94	259.673	1.722.510	706.457	4.715.266
44209020	Boxes and other small containers intended for and suitable for carrying in the pocket, in the handbag or on the person of wood	4.932	21.580	2.885	11.525
44209090	Wood marquetry and inlaid wood, caskets and cases for jewellery or cutlery, and similar articles, of wood	9.082	21.232	44.865	99.900
44211000	Clothes hangers of wood	813	10.436	11.596	126.870
44212000	Coffins of wood	12.856	132.553	42.135	443.431
44219110	Spools, cops and bobbins, sewing thread reels and the like of bamboo	20	175	33	540
44219120	Match splints of bamboo	-	190	-	336
44219130	Candy sticks, ice-cream sticks and ice-cream spoons of bamboo	-	64	-	353
44219140	Fans and handscreens, frames and handles therefor, and parts thereof of bamboo	3.027	3.537	4.065	10.780
44219150	Prayer beads of bamboo	383	764	11.549	22.267
44219160	Toothpicks of bamboo	-	100	-	210
44219190	Article of bamboo, other than HS 44219110 - HS 44219160	16.099	106.192	51.206	226.028
44219910	Spools, cops and bobbins, sewing thread reels and the like of other than bamboo	3.432	3.585	5.280	8.419
44219930	Wooden pegs or pins for footwear of other than bamboo	0	10.319	0	31.818

Tabel 3 : Ekspor Indonesia menurut Komoditi ( Kode HS 8 digit )

Juli 2023

Kode H S	Uraian golongan barang	Berat bersih (Kg)		Nilai F.O.B. ( U S \$ )	
		Bulan ini	Kumulatif	Bulan ini	Kumulatif
(1)	(2)	(3)	(4)	(5)	(6)
44219940	Candy sticks, icecream sticks and icecream spoons of other than bamboo	-	26.639	-	53.163
44219970	Fans and handscreens, frames and handles therefor, and parts thereof of other than bamboo	8	11	189	341
44219980	Toothpicks of other than bamboo	400	1.360	119	1.326
44219993	Prayer beads of other than bamboo	1	10	26	404
44219994	Other beads of other than bamboo	6	72.777	538	35.027
44219995	Sticks of a kind used for making joss sticks, of other than bamboo	1.560	8.313	680	3.580
44219996	Barecore, of other than bamboo	26.890.931	173.958.009	13.662.790	87.910.598
44219999	Article of wood, other than bamboo, articles other than HS 44219910 - HS 44219996	93.655	891.281	539.325	4.893.403
45019000	Waste cork, crushed, granulated or ground cork	-	5	-	1
45020000	Natural cork, debarked or roughly squared or rectangular blocks, plates, sheets or strip (include sharpedged blanks for corks or stoppers)	216	287	3.791	4.874
45039000	Articles of natural cork, other than corks and stoppers	21	1.601	105	10.375
45041000	Blocks, plates, sheets and strip, tiles of any shape, solid cylinders (including discs), of agglomerated cork	-	547	-	16.711
45049000	Articles of agglomerated cork other than blocks, plates, sheets and strip, tiles of any shape, solid cylinders, including discs.	11	58	254	3.688
46012100	Plaiting materials, plaits and similar products of plaiting materials, mats, matting and screens, of bambo	50.772	422.708	83.139	590.350
46012200	Plaiting materials, plaits and similar products of plaiting materials, mats, matting and screens, of rattan	33.923	276.984	702.274	3.374.255
46012900	Plaiting materials, plaits and similar products, mats, matting and screens, of vegetable materials other than bamboo and rattan	35.918	221.381	223.362	1.197.014
46019210	Plaits and similar products of plaiting materials, whether or not assembled into strips of bamboo	1.740	25.601	256	68.851
46019220	Fans and handscreens, frames and handles therefor, and parts thereof of bamboo	-	981	-	2.086
46019290	Plaiting materials, plaits and similar products of plaiting materials, of bamboo, other than HS 46019210 - HS 46019220	36.896	390.651	75.867	426.439
46019310	Plaits and similar products of plaiting materials, whether or not assembled into strips of rattan	687	15.142	14.351	155.866
46019320	Fans and handscreens, frames and handles therefor, and parts thereof of rattan	4	3.637	567	96.824
46019390	Plaiting materials, plaits and similar products of plaiting materials, of rattan, other than HS 46019310 - HS 46019320	383	28.004	5.960	375.725
46019410	Plaits and similar products of plaiting materials, whether or not assembled into strips of vegetable materials	660	13.771	65.651	415.128
46019420	Fans and handscreens, frames and handles therefor, and parts thereof of vegetable materials	-	185	-	827
46019490	Plaiting materials, plaits&similar products of plaiting materials,of vegetable materials, other than HS 46019410- 46019420	3.551	34.196	20.161	112.876
46019910	Mats and matting of other than bamboo, rattan, and other vegetable materials	-	27	-	222
46019920	Plaits and similar products of plaiting materials, whether or not assembled into strips	1.361	16.245	6.791	174.369
46019990	Plaiting materials, plaits and similar product of plaiting material, product of non-vegetable materials, other than HS 46019910-46019930	57.250	224.729	113.031	585.519
46021110	Travelling bags and suitcases of bamboo	1.343	3.322	1.780	15.574
46021120	Envelopes for bottles of bamboo	20	67	146	1.128
46021190	Basketwork, wickerwork and other articles, of bamboo, other than HS 46021110 - HS 46021120	105.131	1.156.663	525.415	4.370.267
46021210	Travelling bags and suitcases of rattan	40.674	382.198	177.678	2.578.729
46021220	Envelopes for bottles of rattan	-	9.970	-	75.172

**Tabel 3 : Ekspor Indonesia menurut Komoditi ( Kode HS 8 digit )**

**Juli 2023**

Kode H S	Uraian golongan barang	Berat bersih (Kg)		Nilai F.O.B. ( U S \$ )	
		Bulan ini	Kumulatif	Bulan ini	Kumulatif
		(1)	(2)	(3)	(4)
46021290	Basketwork, wickerwork and other articles, of rattan, other than HS 46021210 - HS 46021220	867.630	4.957.908	3.598.450	23.287.206
46021910	Travelling bags and suitcases of vegetable materials other than of bamboo and rattan	52.052	203.692	84.460	575.990
46021920	Envelopes for bottles of vegetable materials other than of bamboo and rattan	1	259	11	7.918
46021990	Basketwork, wickerwork and other articles, of vegetable materials other than bamboo and rattan, other than HS 46021910 - 46021920	270.017	2.091.699	1.767.813	13.092.368
46029010	Travelling bags and suitcases of other than vegetable materials	824	37.136	5.353	237.080
46029020	Envelopes for bottles of other than vegetable materials	-	56	-	275
46029090	Basketwork, wickerwork and other articles, of other than vegetable materials, other than HS 46029010 - HS 46029020	51.361	496.684	349.443	3.194.100
47020020	Chemical wood pulp, dissolving grades, of non-coniferous	100.065.447	636.072.460	59.833.182	387.330.784
47032100	Chemical wood pulp, soda or sulphate other than dissolving grades, semi-bleached or bleached, of coniferous wood	-	40	-	2
47032900	Chemical wood pulp, soda or sulphate other than dissolving grades, semi-bleached or bleached, of non-coniferous wood	479.427.367	3.182.920.905	194.427.961	1.755.779.756
47061000	Pulp, cotton linters pulp	-	4	-	2
47062000	Pulp of fibres derived from recovered (waste and scrap) paper or paperboard	10.596.471	52.115.241	2.327.977	12.073.614
47063000	Pulps of fibres derived from bamboo	8.000	23.767	40.000	120.046
47069100	Pulps of fibres derived from other fibrous cellulosic material obtained by mechanical processes	-	376.298	-	2.490.330
47069200	Pulps of fibres derived from other fibrous cellulosic material obtained by chemical processes	-	8	-	13
47071000	Recovered (waste and scrap) unbleached kraft paper or paperboard or corrugated paper or paperboard	405.785	2.210.485	50.646	298.034
47072000	Recovered (waste and scrap) other paper or paperboard made mainly of bleached chemical pulp, not coloured in the mass	-	92.895	-	63.226
47073000	Paper or paperboard, waste and scrap, made mainly of mechanical pulp (e.g newspapers, journals & similar printed matter)	465	3.747	454	12.086
47079000	Paper or paperboard (waste and scrap), of paper or paperboard n.e.c. sub heading 470710 - 470730 and of unsorted waste and scrap	960.047	8.011.582	106.874	1.715.422
48010011	Newsprint, weighing not more than 55 g/m2, in rolls, of a width exceeding 28 cm but not exceeding 36 cm	26.108	4.913.716	17.990	3.164.387
48010012	Newsprint, weighing not more than 55 g/m2, in rolls, other than HS 48010011	2.933.086	15.955.700	1.814.528	10.927.013
48010013	Newsprint, weighing not more than 55g/m2, in sheets, square or rectangular, one side >28cm but <36cm and other side >15cm in the unfolded state	-	60	-	1.784
48010014	Newsprint, weighing not more than 55g/m2, in sheets, square or rectangular, one side >36 cm, and other side >15 cm in the unfolded state	-	2	-	2
48010023	Newsprint, weighing more than 55g/m2, in sheets, square or rectangular, one side >28cm but <36cm and other side >15cm in the unfolded state	-	0	-	2
48010024	Newsprint, weighing more than 55g/m2, in sheets, square or rectangular, one side >36 cm, and other side >15 cm in the unfolded state	-	658	-	949
48021000	Hand-made paper and paperboard	-	49.102	-	46.158
48022010	Uncoated paper and paperboard in roll of not more than 15 cm in width or in rectangular sheet of which no side more than 36 cm in the unfolded state	-	1	-	664
48022090	Uncoated paper and paperboard in rolls of more than 15 cm in width or in rectangular sheet of which no side more than 36 cm in the unfolded state	-	5.435	-	10.130

Tabel 3 : Ekspor Indonesia menurut Komoditi ( Kode HS 8 digit )

Juli 2023

Kode H S	Uraian golongan barang	Berat bersih (Kg)		Nilai F.O.B. ( U S \$ )	
		Bulan ini	Kumulatif	Bulan ini	Kumulatif
(1)	(2)	(3)	(4)	(5)	(6)
48025429	Paperboard, o.t. carbonising base paper weighing <20g/m2, in rolls of >15cm, in width or rectangular sheet of which no side > 36cm, unfold state, weighing <40g/m2	-	102.180	-	88.913
48025440	Uncoated paper and paperboard, used for writing, printing and other graphic, in rolls of ≤ 15cm, in width or in rectangular sheet > 36cm, unfold state	1.800	6.292	1.000	3.220
48025450	Uncoated paper and paperboard, multi-ply paper and paperboard	-	170	-	521
48025490	Carbonising base paper, other than HS 48025430 - HS 48025450	-	31.257	-	62.597
48025529	Fancy paper and paperboard, weighing 40g/m2 or more but no more than 150g/m2, in rolls, of a width more than 15 cm exceeding	-	6.589	-	74.196
48025569	Paper and paperboard of a kind used for writing, printing and other graphic purposes, of a width exceeding 15 cm	2.968.297	46.063.175	2.203.123	41.355.128
48025570	Paper and paperboard, multi-ply paper	81.604	81.604	222.045	222.045
48025590	Paper and paperboard, other than multi-ply paper	37.829.734	378.734.002	27.242.280	297.693.950
48025641	Paper and paperboard of a kind used for writing, printing and other graphic purposes, width <36cm in rectangular sheet, unfolded state	17.739.209	114.043.827	15.856.916	108.408.305
48025690	Paper and paperboard, used for writing, printing and other graphic purposes, 40-150 g/m2, 1 side <435mm and other side <297mm, other than multi-ply paper	110.297.441	790.194.024	91.580.010	673.994.653
48025721	Paper and paperboard, used for writing, printing and other graphic purposes, with no side > 36cm, unfolded state, weight 40-150 g/m2	-	539	-	2.386
48025729	Paper and paperboard, used for writing, printing and other graphic purposes, with no side ≤36cm, unfolded state, weight 40-150 g/m2	9.669.186	50.391.383	8.577.995	46.894.619
48025790	Paper and paperboard, other than multi-ply paper, unfolded state, weighing 40 g/m2-150 g/m2	30.213.369	218.325.172	24.144.516	178.508.642
48025829	Fancy paper and paperboard, in rolls of width > 15 cm in rectangular sheet with one side ≤ 36cm and other side ≤ 15 cm, weighing ≥150 g/m2, unfolded state	-	19.343	-	42.369
48025831	Paper and paperboard, for writing, printing and other graph purpose, in rolls of width > 15 cm in rectangular shape, with no side > 36cm, unfolded state, weighing ≥150 g/m2	148.983	1.396.225	197.255	1.754.822
48025839	Paper and paperboard, for writing, printing and other graph purpose, in rolls of width ≤ 15 cm in rectangular shape, with no side > 36cm, unfolded state, weighing ≥150 g/m2	2.978.061	23.767.629	3.017.417	23.990.302
48025891	Paper and paperboard, weighing 150g/m2 - 225 g/m2, unfolded state, other than HS 48025821 - HS 48025840	3.496.444	22.495.175	2.840.658	20.417.110
48025899	Paper and paperboard, weighing < 150g/m2, unfolded state, other than HS 48025821 - HS 48025840	1.712.579	12.925.260	1.388.322	11.646.590
48026131	Fancy paper and paperboard, of which more than 10 % by weight of the total fibre content, in rolls of width ≤ 15cm	-	15.039	-	46.678
48026299	Fancy paper and paperboard, other than multi-ply paper, unfolded state, in sheets of which one side ≤435mm and other side ≤297mm, weight less than 150g/m2 or more than 225g/m2	15.784	15.784	32.198	32.198
48026919	Paper and paperboard used for writing, printing and other graphic purposes, in rectangular sheets of which side more than 36cm, unfolded state	-	12.037	-	31.460
48030030	Toilet or facial tissue stock, towel or napkin stock and similar paper, of cellulose wadding or of webs of cellulose fibres	18.167	45.373	46.780	58.140
48030090	Toilet or facial tissue stock, towel or napkin stock and similar paper, of other than cellulose wedding/webs of cellulose fibres	59.414.772	436.189.176	61.742.204	511.856.484
48041100	Kraftliner, unbleached	-	100.930	-	41.142
48041900	Kraftliner, bleached	14.439	112.040	22.715	121.352
48042110	Sack kraft paper, unbleached, of a kind used for making cement bags	12.935	12.935	8.517	8.517

Tabel 3 : Ekspor Indonesia menurut Komoditi ( Kode HS 8 digit )

Juli 2023

Kode H S	Uraian golongan barang	Berat bersih (Kg)		Nilai F.O.B. ( U S \$ )	
		Bulan ini	Kumulatif	Bulan ini	Kumulatif
		(1)	(2)	(3)	(4)
48042190	Sack kraft paper, unbleached, of other than kind used for making cement bags	86.799	504.823	53.712	297.967
48042990	Sack kraft paper, bleached, of other than kind used for making cement bags	-	11.470	-	15.033
48043190	Kraft paper and paperboard weighing 150 g/m2 or less, unbleached, other than HS 48043110 - HS 48043150	448.862	2.780.518	461.990	3.069.232
48043920	Kraft paper and paperboard weighing 150 g/m2 or less, bleached, used for making food packaging	-	13.563	-	18.394
48043990	Kraft paper and paperboard weighing 150 g/m2 or less, bleached, other than HS 48043910 and HS 48043920	2.862.380	22.892.177	3.184.815	25.330.702
48044190	Kraft paper and paperboard weighing 150 g/m2 - 225 g/m2, unbleached, other than electrical grade insulating kraft paper	476	108.799	583	66.588
48044290	Paper and paperboard not used for making food package, bleached uniformly > 95% by total of fibre content of wood fibre chemically	296.316	3.180.527	250.377	2.916.597
48044910	Paper and paperboard a kind used for making food packaging, bleached uniformly throughout the mass and not less than 95% by weight	4.998	4.998	5.060	5.060
48045910	Kraft paper and paperboard, uncoated, for making food packaging, weight 225g/m2 or more, other than in subheading 480451 & 480452	16	124	257	685
48051100	Semichemical fluting paper	4.312.022	12.026.905	1.833.253	6.290.625
48051200	Straw fluting paper	8.039	9.201	74.028	85.421
48051910	Fluting paper other than semichemical and straw, weighing more than 150 g/m2 but less than 225 g/m2	5.743.403	59.972.266	2.007.405	21.010.041
48051990	Fluting paper other than semichemical and straw, weighing less than 150 g/m2 or more than 225 g/m2	70.582.989	547.362.924	24.338.467	194.676.426
48052400	Testliner (recycled liner board), weighing 150 g/m2 or less	8.627.544	42.572.485	3.191.295	16.108.831
48052510	Testliner (recycled liner board), Weighing more than 150 g/m2 but less than 225 g/m2	2.636.543	12.657.900	992.685	4.864.345
48052590	Testliner (recycled liner board), weighing equal or more than 225 g/m2	-	808.788	-	338.054
48053090	Sulphite wrapping paper, other than coloured paper of a kind used for wrapping wooden match box	-	15	-	159
48054000	Filter paper and paperboard	-	4	-	10
48055000	Felt paper and paperboard	3.709.934	20.609.255	2.003.355	12.029.950
48059190	Paper other than for packing of flat glass products, resin content by weight of 0.6% or less and manufacture joss paper, weighing 150 g/m2 or less	1.729.006	13.909.669	1.094.791	8.985.145
48059210	Multiply paper and paperboard, uncoated paper and paperboard, in rolls or sheets, weighing more than 150 g/m2 but less than 225 g/m2	-	51.102	-	37.643
48059290	Uncoated paper and paperboard, in rolls or sheets, weighing more than 150 g/m2 but less than 225 g/m2, other than multiply paper and paperboard	350.304	1.914.815	237.131	1.338.197
48059310	Multiply paper and paperboard, uncoated paper and paperboard, in rolls or sheets, weighing 225 g/m2 or more	2.589.629	13.984.352	1.070.923	5.963.053
48059390	Uncoated paper and paperboard, in rolls or sheets, weighing 225 g/m2 or more, other than multiply paper and paperboard and blotting paper	564.176	4.512.000	197.235	1.793.256
48061000	Vegetable parchment	8	8	40	40
48062000	Greaseproof papers	1.468.219	11.104.758	2.382.993	18.479.265
48063000	Tracing papers	2.528	4.892	11.426	32.066
48064000	Glassine and other glazed transparent or translucent papers	18.372	173.433	18.191	297.774
48089090	Paper and paperboard, other than HS code 48089020 - 48089030	15.036	55.449	19.797	73.992
48092000	Self-copy paper	5.975.748	37.671.221	9.339.465	59.564.853
48101399	Paper and paperboard, not printed, of a width of more than 150 mm, in rolls	1.171.230	10.716.840	1.832.699	15.736.551

Tabel 3 : Ekspor Indonesia menurut Komoditi ( Kode HS 8 digit )

Juli 2023

Kode H S	Uraian golongan barang	Berat bersih (Kg)		Nilai F.O.B. ( U S \$ )	
		Bulan ini	Kumulatif	Bulan ini	Kumulatif
(1)	(2)	(3)	(4)	(5)	(6)
48101491	Paper and paperboard, not printed, of which no side exceeds 360 mm, in sheets with one side less than 435 mm and the other side less than 297 mm unfolded state	-	23.443	-	46.042
48101499	Paper and paperboard, not printed, of which no side less than 360 mm, in sheets with one side less than 435 mm and the other side less than 297 mm unfolded state	-	531.409	-	563.993
48101910	Paper and paperboard, printed for self-record apparatus, no side exceed 360mm unfold state, have <10% weight, contain fibre of chemical or mechanical process, one side >435 mm and other side >297mm	110.039	1.623.730	238.272	4.382.110
48101990	Paper and paperboard, not printed for self-record apparatus, no side exceed 360mm unfold state, have <10% weight, contain fibre of chemical/mechanical process, one side >435 mm and other side >297mm	1.642.217	9.040.850	1.974.571	12.716.903
48102999	Paper and paperboard, not printed for self-record apparatus, in rolls of a width of >150 mm, or in sheets of which no side less than 360 mm in the unfolded state, other than lightweight coated paper	12.922.430	90.850.986	11.022.206	80.362.744
48103290	Kraft paper and paperboard, bleached in rolls of ≤150 mm width or in sheets of no side >360 mm in the unfolded state weighing more than 150g/m <sup>2</sup>	-	28.104	-	28.932
48103990	Kraft paper and paperboard, unbleached in rolls of >150 mm width or in sheets of no side >360 mm in the unfolded state	-	204.413	-	138.291
48109290	Paper and paperboard, multi-ply, in rolls of >150 mm in width or sheets of which side >360 mm in the unfolded state	7.014.000	46.991.457	3.558.882	25.440.204
48109990	Paper and paperboard, other than multi-ply, in rolls of >150mm in width or sheets of which side >360mm in the unfolded state	-	71.001	-	119.730
48111090	Tarred, bituminised or asphalted paper and paperboard, in rolls of >15 cm in width, in rectangular (include square), or in sheets of which side >36cm unfolded	1	17.502	1	41.890
48114120	Gummed or adhesive paper and paperboard, self-adhesive, in rolls of <15cm in width or in rectangular (include square) sheets of which side <36cm unfolded	29.786	58.824	63.958	122.768
48114190	Gummed or adhesive paper and paperboard, self-adhesive, in rolls of >15cm in width or in rectangular (include square) sheets of which side >36cm unfolded	657.655	4.962.429	1.735.867	13.028.066
48114900	Gummed or adhesive paper and paperboard, other than self-adhesive	-	42.520	-	113.985
48115139	Paper and paperboard coated, bleached, weigh >150g/m <sup>2</sup> , in rolls of ≤15cm width, or in sheets of which side <36cm unfolded state, other than floor coverings	-	10	-	12
48115199	Paper and paperboard coated, bleached, weigh >150g/m <sup>2</sup> , in rolls of ≤15cm in width, or in sheets of which side >36cm unfolded state, other than floor covering	274	83.482	2.216	104.686
48115920	Paper and paperboard covered on both faces with transparent films of plastics and with a lining of aluminium foil, for the packaging of liquid food products, bleached, weigh ≤150 g/m <sup>2</sup>	-	100	-	118
48115999	Paper and paperboard coated, bleached, weigh ≤150g/m <sup>2</sup> , in roll of >15cm in width, or in sheets of which side >36cm unfold state, other than floor covering	2.192.836	15.139.868	2.482.030	19.123.304
48116020	Paper and paperboard, coated, soak or covered with wax, parfin wax, starin, oil or glicerol, in rolls ≤15cm in width or in rectangular (include square) sheets of which side <36cm, unfolded state	-	5.515	-	45.518
48116099	Paper & paperboard, coated, soak/covered with wax, parfin wax, starin, oil/glicerol, in rolls ≥15cm width/rectangular (include square) sheets of which side >36cm, unfolded state, o.t floor coverings	-	6.473	-	25.024



Tabel 3 : Ekspor Indonesia menurut Komoditi ( Kode HS 8 digit )

Juli 2023

Kode H S	Uraian golongan barang	Berat bersih (Kg)		Nilai F.O.B. ( U S \$ )	
		Bulan ini	Kumulatif	Bulan ini	Kumulatif
		(1)	(2)	(3)	(4)
48119093	Paper and paperboard, cellulose wadding and web cellulose fibre, in roll >15cm width or rectangular sheets of which side <36cm unfold state, other than floor coverings and marbled paper	2.894	36.164	61.544	814.242
48119099	Paper, paperboard, cellulose wadding and webs of cellulose fibres other than HS 48119091 - 48119092	506.856	2.864.081	1.187.792	7.085.079
48131000	Cigarette paper, in the form of booklets or tubes.	141.035	893.352	5.027.731	27.578.316
48132010	Cigarette tipping paper, in rolls of width not exceeding 5 cm	3.108	33.643	53.220	268.595
48132021	Tobacco wrapping paper, uncoated, in rolls of width not exceeding 5 cm	418.931	2.248.726	960.962	5.269.798
48132023	Plug wrap paper having a porosity of not more than 12 cm <sup>3</sup> (min- 1cm-2) in CORESTA Air Permeability unit, uncoated, in rolls of width not exceeding 5 cm	339.285	2.701.836	691.474	5.227.722
48132029	Cigarette paper other than tobacco wrapping paper and plug wrap paper, uncoated, in rolls of width not exceeding 5 cm	-	811.464	-	1.774.937
48132032	Plug wrap paper, coated, in rolls of width not exceeding 5 cm	-	89.562	-	178.754
48132039	Cigarette paper other than tobacco wrapping paper and plug wrap paper, coated, in rolls of width not exceeding 5 cm	-	60.804	-	125.778
48139011	Tobacco wrapping paper, coated, in rolls of a width exceeding 5 cm	13	13	215	215
48139012	Cigarette tipping paper, coated, in rolls of a width exceeding 5 cm	110.396	1.214.844	261.742	2.542.735
48139019	Cigarette paper, other than tobacco wrapping paper and tipping paper, coated, in rolls of a width exceeding 5 cm	865	6.890	6.374	33.359
48139091	Tobacco wrapping paper, uncoated, in rolls of a width not exceeding 5 cm	-	376.992	-	770.949
48139099	Cigarette paper, oter than tobacco wrapping paper, uncoated, in rolls of a width not exceeding 5 cm	218.776	1.495.989	450.016	2.968.327
48142099	Wallpaper and similar wall coverings, other than photo murals, of a width exceeding 60cm	2	13	13	246
48162010	Selfcopy paper (other than those of heading 4809), in rolls of a width exceeding 15 cm but not exceeding 36 cm	1.982.935	13.071.469	3.120.376	20.289.375
48162090	Self-copy paper (other than those of heading 4809), in rolls except of a width exceeding 15 cm but exceeding 36 cm	239.765	1.619.120	414.899	2.827.239
48169090	Paper, carbon paper and other copying or transfer papers (other than those of heading no 4809), other than HS 48162010-48169050	-	867.226	-	1.147.292
48171000	Envelopes	128.862	1.076.947	230.404	2.263.842
48172000	Letter cards, plain postcards and correspondence cards	31	640	863	6.787
48181000	Toilet paper	2.409.566	17.633.513	3.809.332	27.289.283
48182000	Handkerchiefs, cleansing or facial tissues and towels	6.702.785	42.536.974	10.029.369	65.071.049
48183010	Tablecloths	-	678	-	1.188
48183020	Serviettes	574.196	4.416.920	912.103	7.143.335
48185000	Articles of apparel and clothing accessories, of paper pulp, paper	4	9	1	5
48189000	Cellulose wadding or webs of cellulose fibres, of a kind used for household or sanitary purposes, in rolls of a width not exceeding 36 cm, or cut to size or shape	118.424	681.732	174.047	923.806
48191000	Cartons, boxes and cases of corrugated paper or paperboard	669.379	6.476.351	1.285.195	10.151.929
48192000	Folding cartons, boxes and cases of non-corrugated paper or paperboard	2.755.376	9.325.311	4.840.746	19.754.550
48193000	Sacks and bags having a base of a width of 40 cm or more	154.787	967.774	372.096	2.218.381
48194000	Other sacks and bags of paper, paperboard, cellulose wadding or webs of cellulose fibres, including cones	1.851.056	11.279.347	5.737.504	35.834.932
48195000	Other packing containers of paper, paperboard, cellulose wadding or webs of cellulose fibres, including record sleeves	583.934	10.970.864	1.729.804	13.800.060
48196000	Box files, letter trays, storage boxes and similar articles, of a kind used in offices, shops or the like	149.667	1.001.953	80.176	427.104
48201000	Registers, account books, note books, order books, receipt books, letter pads, memorandum pads, diaries and similar articles	2.034.250	17.678.747	3.287.436	28.916.517
48202000	Exercise books	7.900.236	29.422.518	11.106.555	42.590.255

**Tabel 3 : Ekspor Indonesia menurut Komoditi ( Kode HS 8 digit )**

**Juli 2023**

Kode H S	Uraian golongan barang	Berat bersih (Kg)		Nilai F.O.B. ( U S \$ )	
		Bulan ini	Kumulatif	Bulan ini	Kumulatif
(1)	(2)	(3)	(4)	(5)	(6)
48203000	Binders (other than book covers), folders and file covers	226.821	1.260.860	444.430	2.466.135
48204000	Manifold business forms and interleaved carbon sets	242.332	1.737.641	411.531	3.050.495
48205000	Albums for samples or for collections of paper or paperboard	790	20.444	20.209	262.473
48209000	Other articles of stationery of paper or paperboard	75.738	354.244	1.456.161	2.406.041
48211010	Labels of a kind used for jewellery, including objects of personal adornment or articles of personal use normally carried in the pocket, in the handbag or on the person; printed	0	1.265	28	4.517
48211090	Other than labels of a kind used for jewellery, including objects of personal adornment or articles of personal use normally carried in the pocket, in the handbag or on the person; printed	14	758	55	38.943
48219010	Labels of a kind used for jewellery, including objects of personal adornment or articles of personal use normally carried in the pocket, in the handbag or on the person; not printed	1	2	15	26
48219090	Other than labels of a kind used for jewellery, including objects of personal adornment or articles of personal use normally carried in the pocket, in the handbag or on the person; not printed	248	7.292	12.948	41.197
48221010	Bobbins, spools, cops and similar supports of paper pulp, paper or paperboard (whether or not perforated or hardened); of a kind used for winding textile yarn; cones	357.485	1.649.316	374.494	1.853.271
48229090	Bobbins, spools, cops and similar supports of paper pulp, paper or paperboard (whether or not perforated or hardened); other than of a kind used for winding textile yarn; other than cones	148.463	685.780	183.107	1.004.768
48232010	Filter paper and paperboard in strips, rolls or sheets	-	128.524	-	55.154
48232090	Filter paper and paperboard, other than in strips, rolls or sheets	13.307	52.667	31.192	115.666
48234090	Rolls, sheets and dials, printed for self-recording apparatus, other than for electromedical apparatus	147.301	1.052.253	337.618	2.331.400
48236100	Trays, dishes, plates, cups and the like, of paper or paperboard, of bamboo	140	3.383.791	647	2.770.614
48236900	Trays, dishes, plates, cups and the like, of paper or paperboard, other than of bamboo	672.323	4.192.054	2.579.768	17.094.093
48239010	Cocooning frames for silk-worms	2	2	70	70
48239030	Die-cut polyethylene coated paperboard of a kind used for the manufacture of paper cups	2	2	10	10
48239040	Paper tube sets of a kind used for the manufacture of fireworks	6.724	72.933	23.693	320.454
48239059	Kraft paper, in rolls of a width of 209 mm, of a kind used as wrapper for dynamite sticks; weighing more than 150 g/m2	5.603	19.495	162.183	590.427
48239091	Silicone paper	72	414	116	674
48239092	Joss paper	1.082.925	1.718.839	930.979	1.350.118
48239094	Cellulose wadding and webs of cellulose fibres, coloured or marbled throughout the mass	-	6	-	158
48239099	Other articles of paper pulp, paper, paperboard, cellulose wadding or webs of cellulose fibres; n.e.c. in heading 4823	116.458	2.082.601	902.593	14.237.321
49011000	Printed books, brochures, leaflets and similar printed matter in single sheets, whether or not folded	38.852	321.278	116.704	1.216.112
49019100	Dictionaries and encyclopaedias, and serial instalments thereof	187	636	1.907	3.887
49019910	Educational, technical, scientific, historical or cultural books	83.649	679.040	238.269	1.837.031
49019990	Printed books, brochures, leaflets and similar printed matter not in single sheets, whether or not folded; other than educational, technical, scientific, historical or cultural books	21.598	340.218	145.187	1.749.179
49021000	Newspapers, journals and periodicals, whether or not illustrated or containing advertising material; appearing at least four times a week	97	753	720	2.052

Tabel 3 : Ekspor Indonesia menurut Komoditi ( Kode HS 8 digit )

Juli 2023

Kode H S	Uraian golongan barang	Berat bersih (Kg)		Nilai F.O.B. ( U S \$ )	
		Bulan ini	Kumulatif	Bulan ini	Kumulatif
		(1)	(2)	(3)	(4)
49029010	Educational, technical, scientific, historical or cultural journals and periodicals	4.260	44.960	58.312	535.122
49029090	Newspapers, journals and periodicals, whether or not illustrated or containing advertising material; other than educational, technical, scientific, historical or cultural journals and periodicals	48	520	356	3.501
49030000	Children's picture, drawing or colouring books	681	4.327	5.921	17.249
49040000	Music, printed or in manuscript, whether or not bound or illustrated	236	475	4.637	5.674
49052000	Maps and hydrographic or similar charts of all kinds, including atlases, wall maps, topographical plans and globes, printed; in book form	18	18	276	282
49059000	Maps and hydrographic or similar charts of all kinds, including atlases, wall maps, topographical plans and globes, printed; other than in book form	1.301	5.200	1.219	9.560
49060000	Plans&drawings for architect,engineer,industry,commercial,topograph/similar purpose,being original hand-drawn;hand-written text;photographic reproduction on sensitised paper&carbon copy of foregoing	18	749	3.816	180.167
49070021	Unused postage stamps	3	46	133	1.854
49070029	Unused revenue or similar stamps	53	1.000	1.414	26.921
49070060	Stock, share or bond certificates and similar documents of title	-	1.431	-	83.688
49070090	Stamp-impressed paper; n.e.c. in heading 4907	59.978	1.030.339	146.384	2.912.448
49081000	Transfers (decalcomanias), vitrifiable	2.602	12.146	15.373	126.433
49089000	Transfers (decalcomanias), not vitrifiable	1.392	7.240	45.708	229.624
49090000	Printed or illustrated postcards; printed cards bearing personal greetings, messages or announcements, whether or not illustrated, with or without envelopes or trimmings	131.911	223.612	604.803	1.216.678
49100000	Calendars of any kind, printed, including calendar blocks	22.018	33.113	146.717	489.858
49111010	Trade advertising material, commercial catalogues and the like; catalogues listing only educational, technical, scientific, historical or cultural books and publications	1.081	14.834	2.922	41.649
49111090	Trade advertising material, commercial catalogues and the like; other than catalogues listing only educational, technical, scientific, historical or cultural books and publications	16.446	121.923	207.788	1.594.614
49119110	Designs	103.511	241.714	237.902	608.000
49119129	Pictures and photographs of a kind to be mounted for instructional purposes; other than anatomical and botanical	517	11.239	458	26.066
49119191	Pictures and photographs, other than of a kind to be mounted for instructional purposes; anatomical and botanical	-	16.854	-	34.917
49119199	Pictures and photographs, other than of a kind to be mounted for instructional purposes; other than anatomical and botanical	9.278	15.895	19.255	36.196
49119910	Printed cards for jewellery or for small objects of personal adornment or articles of personal use normally carried in the pocket, handbag or on the person	128	37.144	162	1.485.500
49119920	Printed labels for explosives other than those of heading 4821	5	76	14	430
49119930	Educational, technical, scientific, historical or cultural material printed on a set of cards	-	4	-	11
49119940	Printed matter which grants the right to access,install,reproduce/otherwise use software(games),data,internet content(in-game/in-app content)/services,or telecommunications services(mobile services)	21	448	205	36.102
49119990	Printed matter, other than trade advertising material, commercial catalogues and the like; other than pictures, designs and photographs, n.e.c. in heading 4911	41.327	252.778	178.252	2.454.759

Tabel 3 : Ekspor Indonesia menurut Komoditi ( Kode HS 8 digit )

Juli 2023

Kode H S	Uraian golongan barang	Berat bersih (Kg)		Nilai F.O.B. ( U S \$ )	
		Bulan ini	Kumulatif	Bulan ini	Kumulatif
(1)	(2)	(3)	(4)	(5)	(6)
50030000	Silk waste (including cocoons unsuitable for reeling, yarn waste and garnetted stock)	-	1	-	1
50040000	Silk yarn (other than yarn spun from silk waste) not put up for retail sale	0	2	1	3
50050000	Yarn spun from silk waste, not put up for retail sale	-	790	-	3.200
50060000	Silk yarn and yarn spun from silk waste, put up for retail sale; silk-worm gut	2.049	25.299	1.603	8.899
50071030	Woven fabrics of noil silk, printed by the traditional batik process	25	46	1	278
50071090	Woven fabrics of noil silk, other than unbleached or bleached, other than printed by the traditional batik process	1.205	1.241	9.982	10.443
50072020	Woven fabrics containing 85 % or more by weight of silk or of silk waste other than noil silk, unbleached or bleached	-	1	-	0
50072090	Woven fabrics, containing 85 % or more by weight of silk or of silk waste other than noil silk, other than unbleached or bleached, other than printed by the traditional batik process	-	0	-	5
50079020	Woven fabrics, containing less than 85 % by weight of silk or of silk waste other than noil silk, unbleached or bleached	-	1.094	-	1.481
50079030	Woven fabrics, containing less than 85 % by weight of silk or of silk waste other than noil silk, printed by the traditional batik process	-	1.662	-	51.606
50079090	Woven fabrics, containing less than 85 % by weight of silk or of silk waste other than noil silk, other than unbleached or bleached, other than printed by the traditional batik process	602	1.446	11.982	23.824
51011900	Wool, not carded or combed, greasy, including fleece-washed wool, other than shorn wool	-	5	-	8
51022000	Coarse animal hair, not carded or combed	5	5	267	267
51053900	Fine animal hair other than of kashmir (cashmere) goats, carded or combed	-	1	-	32
51071000	Yarn of combed wool, not put up for retail sale, containing 85 % or more by weight of wool	-	4.951	-	36.087
51072000	Yarn of combed wool, not put up for retail sale, containing less than 85 % by weight of wool	-	18.013	-	28.304
51091000	Yarn of wool or of fine animal hair, put up for retail sale; containing 85 % or more by weight of wool or of fine animal hair	-	31	-	61
51099000	Yarn of wool or of fine animal hair, put up for retail sale; containing less than 85 % by weight of wool or of fine animal hair	75	1.855	30	1.376
51111100	Woven fabrics of carded wool or of carded fine animal hair; containing 85 % or more by weight of wool or of fine animal hair; of a weight not exceeding 300 g/m2	-	40	-	11
51111900	Woven fabrics of carded wool or of carded fine animal hair; containing 85 % or more by weight of wool or of fine animal hair; of a weight exceeding 300 g/m2	341	341	1.052	1.052
51112000	Woven fabrics of carded wool or of carded fine animal hair; containing less than 85 % by weight of wool or of fine animal hair; mixed mainly or solely with man-made filaments	124	124	389	389
51113000	Woven fabrics of carded wool or of carded fine animal hair; containing less than 85 % by weight of wool or of fine animal hair; mixed mainly or solely with man-made staple fibres	-	20.123	-	157.940
51119000	Woven fabrics of carded wool or of carded fine animal hair; containing < 85 % by weight of wool or of fine animal hair; oth than mixed mainly/solely with man-made filaments/with man-made staple fibres	-	2	-	25
51121110	Woven fabrics of combed wool or of combed fine animal hair; containing 85 % or more by weight of wool or of fine animal hair; of a weight ≤ 200 g/m2; printed by the traditional batik process	-	27	-	652

Tabel 3 : Ekspor Indonesia menurut Komoditi ( Kode HS 8 digit )

Juli 2023

Kode H S	Uraian golongan barang	Berat bersih (Kg)		Nilai F.O.B. ( U S \$ )	
		Bulan ini	Kumulatif	Bulan ini	Kumulatif
		(1)	(2)	(3)	(4)
51121190	Woven fabrics of combed wool or of combed fine animal hair; containing 85 % or more by weight of wool or of fine animal hair; of a weight ≤ 200 g/m2; oth than printed by the traditional batik process	139	171	1.072	2.349
51121990	Woven fabrics of combed wool or of combed fine animal hair; containing 85 % or more by weight of wool or of fine animal hair; of a weight > 200 g/m2; oth than printed by the traditional batik process	-	8.759	-	64.513
51122000	Woven fabrics of combed wool or of combed fine animal hair; containing < 85 % by weight of wool or of fine animal hair; mixed mainly or solely with man-made filaments	2	119	53	4.621
51123000	Woven fabrics of combed wool or of combed fine animal hair; containing < 85 % by weight of wool or of fine animal hair; mixed mainly or solely with man-made staple fibres	-	95	-	3.105
51129000	Woven fabrics of combed wool/of combed fine animal hair;containing<85 % by weight of wool or of fine animal hair;oth than mixed mainly or solely with man-made staple fibres/with man-made staple fibres	-	124	-	6.036
52010000	Cotton, not carded or combed	231.601	2.093.060	539.690	4.920.100
52021000	Cotton yarn waste (including thread waste)	29.515	253.255	51.651	297.329
52029100	Cotton waste, garnetted stock	-	18.921	-	35.173
52029900	Cotton waste, other than yarn waste, other than garnetted stock	600.332	2.726.860	1.034.397	4.778.115
52030000	Cotton, carded or combed	655.918	5.091.342	1.257.593	9.670.728
52041190	Cotton sewing thread; not put up for retail sale; containing 85 % or more by weight of cotton; other than unbleached	1.443	1.556	66	1.178
52041900	Cotton sewing thread; not put up for retail sale; containing less than 85 % by weight of cotton	127	14.783	1.642	77.132
52042000	Cotton sewing thread; put up for retail sale	595	6.661	994	12.201
52051100	Single yarn, of uncombed fibres; measuring 714.29 decitex or more (not exceeding 14 metric number)	629.581	2.592.783	836.461	3.759.706
52051200	Single yarn, of uncombed fibres; measuring less than 714.29 decitex but not less than 232.56 decitex (exceeding 14 metric number but not exceeding 43 metric number)	2.215.430	15.873.730	5.112.511	41.061.610
52051300	Single yarn, of uncombed fibres; measuring less than 232.56 decitex but not less than 192.31 decitex (exceeding 43 metric number but not exceeding 52 metric number)	574.288	6.833.034	1.754.457	20.600.358
52051400	Single yarn, of uncombed fibres; measuring less than 192.31 decitex but not less than 125 decitex (exceeding 52 metric number but not exceeding 80 metric number)	1.281.001	4.923.904	3.987.425	15.349.654
52051500	Single yarn, of uncombed fibres; measuring less than 125 decitex (exceeding 80 metric number)	-	115	-	749
52052100	Single yarn, of combed fibres; measuring 714.29 decitex or more (not exceeding 14 metric number)	39.047	76.572	149.124	265.290
52052200	Single yarn, of combed fibres; measuring less than 714.29 decitex but not less than 232.56 decitex (exceeding 14 metric number but not exceeding 43 metric number)	314.240	3.817.814	1.056.331	13.223.825
52052300	Single yarn, of combed fibres; measuring less than 232.56 decitex but not less than 192.31 decitex (exceeding 43 metric number but not exceeding 52 metric number)	934.116	9.438.058	3.215.275	32.649.145
52052400	Single yarn, of combed fibres; measuring less than 192.31 decitex but not less than 125 decitex (exceeding 52 metric number but not exceeding 80 metric number)	436.195	6.655.990	1.838.887	25.116.942
52052600	Single yarn, of combed fibres; measuring less than 125 decitex (exceeding 80 metric number)	6.504	53.504	76.556	221.875
52052700	Single yarn, of combed fibres; measuring less than 106.38 decitex but not less than 83.33 decitex (exceeding 94 metric number but not exceeding 120 metric number)	10.161	71.771	109.046	760.908
52052800	Single yarn, of combed fibres; measuring less than 83.33 decitex (exceeding 120 metric number)	-	14.742	-	201.026

Tabel 3 : Ekspor Indonesia menurut Komoditi ( Kode HS 8 digit )

Juli 2023

Kode H S	Uraian golongan barang	Berat bersih (Kg)		Nilai F.O.B. ( U S \$ )	
		Bulan ini	Kumulatif	Bulan ini	Kumulatif
(1)	(2)	(3)	(4)	(5)	(6)
52053100	Multiple (folded) or cabled yarn, of uncombed fibres; measuring per single yarn 714.29 decitex or more (not exceeding 14 metric number per single yarn)	600	3.421	4.621	26.098
52053200	Multiple (folded)/ cabled yarn, of uncombed fibres; measuring per single yarn < 714.29 decitex but ≥ 232.56 decitex (exceeding 14 metric number but not exceeding 43 metric number per single yarn)	12.338	64.110	43.790	222.644
52053300	Multiple (folded)/ cabled yarn, of uncombed fibres; measuring per single yarn < 232.56 decitex but ≥ 192.31 decitex (exceeding 43 metric number but not exceeding 52 metric number per single yarn)	43.432	265.395	170.847	1.023.019
52053400	Multiple (folded)/ cabled yarn, of uncombed fibres; measuring per single yarn < 192.31 decitex but ≥ 125 decitex (exceeding 52 metric number but not exceeding 80 metric number per single yarn)	13.427	181.475	58.933	760.505
52053500	Multiple (folded) or cabled yarn, of uncombed fibres; measuring per single yarn less than 125 decitex (exceeding 80 metric number per single yarn)	5	60.436	5	211.876
52054200	Multiple (folded) or cabled yarn, of combed fibres; measuring per single yarn < 714.29 decitex but ≥ 232.56 decitex (exceeding 14 metric number but not exceeding 43 metric number per single yarn)	-	50.118	-	299.409
52054300	Multiple (folded) or cabled yarn, of combed fibres; measuring per single yarn < 232.56 decitex but ≥ 192.31 decitex (exceeding 43 metric number but not exceeding 52 metric number per single yarn)	-	500	-	2.987
52054400	Multiple (folded)/ cabled yarn, of combed fibres; measuring per single yarn < 192.31 decitex but ≥ 125 decitex (exceeding 52 metric number but not exceeding 80 metric number per single yarn)	30.485	167.743	140.042	802.253
52054700	Multiple (folded) or cabled yarn, of combed fibres; measuring per single yarn < 106.38 decitex but ≥ 83.33 decitex (> 94 metric number but ≤ 120 metric number per single yarn)	106	35.895	1.449	309.119
52061100	Single yarn, of uncombed fibres; measuring 714.29 decitex or more (not exceeding 14 metric number)	865.749	5.708.371	879.686	5.459.684
52061200	Single yarn, of uncombed fibres; measuring less than 714.29 decitex but not less than 232.56 decitex (exceeding 14 metric number but not exceeding 43 metric number)	171.811	1.908.588	272.996	3.870.976
52061300	Single yarn, of uncombed fibres; measuring less than 232.56 decitex but not less than 192.31 decitex (exceeding 43 metric number but not exceeding 52 metric number)	44.453	733.769	117.038	2.141.733
52061400	Single yarn, of uncombed fibres; measuring less than 192.31 decitex but not less than 125 decitex (exceeding 52 metric number but not exceeding 80 metric number)	47.921	300.211	183.003	1.149.007
52062100	Single yarn, of combed fibres; measuring 714.29 decitex or more (not exceeding 14 metric number)	64.893	1.001.473	58.032	1.093.050
52062200	Single yarn, of combed fibres; measuring less than 714.29 decitex but not less than 232.56 decitex (exceeding 14 metric number but not exceeding 43 metric number)	205.722	2.608.875	540.515	7.479.387
52062300	Single yarn, of combed fibres; measuring less than 232.56 decitex but not less than 192.31 decitex (exceeding 43 metric number but not exceeding 52 metric number)	992.740	8.274.530	2.780.113	23.355.658
52062400	Single yarn, of combed fibres; measuring less than 192.31 decitex but not less than 125 decitex (exceeding 52 metric number but not exceeding 80 metric number)	165.986	799.920	559.908	3.926.274
52062500	Single yarn, of combed fibres; measuring less than 125 decitex (exceeding 80 metric number)	-	12.998	-	64.062
52063100	Multiple (folded) or cabled yarn, of uncombed fibres; measuring per single yarn 714.29 decitex or more (not exceeding 14 metric number per single yarn)	38.611	249.084	42.871	278.652

Tabel 3 : Ekspor Indonesia menurut Komoditi ( Kode HS 8 digit )

Juli 2023

Kode H S	Uraian golongan barang	Berat bersih (Kg)		Nilai F.O.B. ( U S \$ )	
		Bulan ini	Kumulatif	Bulan ini	Kumulatif
		(1)	(2)	(3)	(4)
52063200	Multiple (folded) or cabled yarn, of uncombed fibres; measuring per single yarn < 714.29 decitex but ≥ 232.56 decitex (exceeding 14 metric number but not exceeding 43 metric number per single yarn)	25.916	94.053	52.292	196.871
52064300	Multiple (folded) or cabled yarn, of combed fibres; measuring per single yarn < 232.56 decitex but ≥ 192.31 decitex (exceeding 43 metric number but not exceeding 52 metric number per single yarn)	-	473.334	-	1.313.627
52064400	Multiple (folded) or cabled yarn, of combed fibres; measuring per single yarn < 192.31 decitex but ≥ 125 decitex (exceeding 52 metric number but not exceeding 80 metric number per single yarn)	3.595	3.595	16.633	16.633
52071000	Cotton yarn (other than sewing thread) put up for retail sale; containing 85% or more by weight of cotton	-	431.857	-	598.002
52079000	Cotton yarn (other than sewing thread) put up for retail sale; containing less than 85% by weight of cotton	17.053	144.472	35.575	278.631
52081100	Plain weave, weighing not more than 100 g/m <sup>2</sup> ; unbleached; containing 85 % or more by weight of cotton	20.496	218.139	114.834	1.409.342
52081200	Plain weave, weighing more than 100 g/m <sup>2</sup> ; unbleached; containing 85 % or more by weight of cotton	160.705	1.167.856	832.310	6.989.010
52081300	3-thread or 4-thread twill, including cross twill; unbleached; containing 85 % or more by weight of cotton	56.004	231.438	230.418	1.047.461
52081900	Woven fabrics of cotton, containing 85 % or more by weight of cotton; unbleached; other than those of subheading 520811-520813	39.810	292.177	302.682	1.686.785
52082100	Plain weave, weighing not more than 100 g/m <sup>2</sup> ; bleached; containing 85 % or more by weight of cotton	69	17.302	212	114.574
52082200	Plain weave, weighing more than 100 g/m <sup>2</sup> ; bleached; containing 85 % or more by weight of cotton	7.082	95.953	70.227	1.337.544
52082300	3-thread or 4-thread twill, including cross twill; bleached; containing 85 % or more by weight of cotton	289	289	645	645
52082900	Woven fabrics of cotton, containing 85 % or more by weight of cotton; bleached; other than those of subheading 520821-520823	4.829	17.705	10.523	61.009
52083190	Other than voile; plain weave, weighing not more than 100 g/m <sup>2</sup> ; dyed; containing 85 % or more by weight of cotton	45	3.086	144	90.184
52083200	Plain weave, weighing more than 100 g/m <sup>2</sup> ; dyed; containing 85 % or more by weight of cotton	48.590	231.868	429.925	2.265.887
52083300	3-thread or 4-thread twill, including cross twill; dyed; containing 85 % or more by weight of cotton	0	6.072	3	64.756
52083900	Woven fabrics of cotton, containing 85 % or more by weight of cotton; dyed; other than those of subheading 520831-520839	4.248	8.707	21.156	63.503
52084190	Other than ikat fabric; plain weave, weighing not more than 100 g/m <sup>2</sup> ; of yarn of different colour; containing 85 % or more by weight of cotton	7.629	11.452	16.791	25.451
52084210	Ikat fabric; plain weave, weighing more than 100 g/m <sup>2</sup> ; of yarn of different colour; containing 85 % or more by weight of cotton	17	82	42	202
52084290	Other than ikat fabric; plain weave, weighing more than 100 g/m <sup>2</sup> ; of yarn of different colour; containing 85 % or more by weight of cotton	2.324	31.136	6.659	89.344
52084300	3-thread or 4-thread twill, including cross twill; plain weave, weighing more than 100 g/m <sup>2</sup> ; of yarn of different colour; containing 85 % or more by weight of cotton	197	12.583	579	68.099
52084900	Woven fabric of cotton, containing 85% or more by weight of cotton; of yarn of different colour; other than in subheading 520841-520843	7.910	10.663	73.524	80.776
52085110	Plain weave, weighing not more than 100g/m <sup>2</sup> ; printed by the traditional batik process; containing 85 % or more by weight of cotton	17	2.394	174	69.338

Tabel 3 : Ekspor Indonesia menurut Komoditi ( Kode HS 8 digit )

Juli 2023

Kode H S	Uraian golongan barang	Berat bersih (Kg)		Nilai F.O.B. ( U S \$ )	
		Bulan ini	Kumulatif	Bulan ini	Kumulatif
		(1)	(2)	(3)	(4)
52085190	Plain weave, weighing not more than 100g/m2; printed by other than the traditional batik process; containing 85 % or more by weight of cotton	4.978	12.288	87.233	328.522
52085210	Plain weave, weighing more than 100g/m2; printed by the traditional batik process; containing 85 % or more by weight of cotton	33.519	151.026	560.599	2.780.007
52085290	Plain weave, weighing more than 100g/m2; printed by other than the traditional batik process; containing 85 % or more by weight of cotton	107.422	599.514	1.313.204	7.614.107
52085910	Woven fabrics; other than plain weave; printed by traditional batik process; containing 85 % or more by weight of cotton, weighing not more than 200 g/m2	589	1.423	6.439	19.080
52085920	Woven fabrics; other than plain weave; printed; 3-thread or 4-thread twill, including cross twill; containing 85 % or more by weight of cotton, weighing not more than 200 g/m2	-	631	-	2.543
52085990	Woven fabrics; oth than plain weave; printed by oth than traditional batik process; oth than 3-thread or 4-thread twill, including cross twill; containing ≥85% by weight of cotton, weighing < 200 g/m2	780	19.857	11.009	318.046
52091110	Duck and canvas; plain weave; unbleached; woven fabrics of cotton, containing ≥ 85 % by weight of cotton, weighing > 200 g/m2	-	31	-	130
52091190	Other than duck and canvas; plain weave; unbleached; woven fabrics of cotton, containing ≥ 85 % by weight of cotton, weighing > 200 g/m2	62.609	452.617	693.704	5.036.992
52091200	3-thread or 4-thread twill, including cross twill; unbleached; woven fabrics of cotton, containing ≥ 85 % by weight of cotton, weighing > 200 g/m2	925	183.882	5.755	887.653
52091900	Woven fabrics of cotton, containing ≥ 85 % by weight of cotton, weighing > 200 g/m2; unbleached; other than plain weave; other than 3-thread or 4-thread twill, including cross twill	1.322	90.471	27.107	355.715
52092100	Plain weave; bleached; woven fabrics of cotton, containing ≥ 85 % by weight of cotton, weighing > 200 g/m2	559	1.054	4.209	7.147
52092200	3-thread or 4-thread twill, including cross twill; bleached; woven fabrics of cotton, containing ≥ 85 % by weight of cotton, weighing > 200 g/m2	17.639	60.842	141.961	605.512
52092900	Woven fabrics of cotton, containing ≥ 85 % by weight of cotton, weighing > 200 g/m2; bleached; other than plain weave; other than 3-thread or 4-thread twill, including cross twill	82	10.320	559	12.065
52093100	Plain weave; dyed; woven fabrics of cotton, containing ≥ 85 % by weight of cotton, weighing > 200 g/m2	7	2.339	2	9.576
52093200	3-thread or 4-thread twill, including cross twill; dyed; woven fabrics of cotton, containing ≥ 85 % by weight of cotton, weighing > 200 g/m2	616	57.682	11.884	214.803
52093900	Woven fabrics of cotton, containing ≥ 85 % by weight of cotton, weighing > 200 g/m2; dyed; other than plain weave; other than 3-thread or 4-thread twill, including cross twill	9.950	97.443	116.242	827.428
52094200	Denim; of yarns of different colours; woven fabrics of cotton, containing ≥ 85 % by weight of cotton, weighing > 200 g/m2	12	16.839	9	117.822
52094900	Woven fabrics of cotton, containing ≥ 85 % by weight of cotton, weighing > 200 g/m2; of yarns of different colours; other than those of subheading 520941-520943	2.568	7.329	15.784	22.580
52095190	Plain weave; printed by other than the traditional batik process; woven fabrics of cotton, containing ≥ 85 % by weight of cotton, weighing > 200 g/m2	13	360	251	7.651
52095290	3-thread or 4-thread twill, including cross twill; printed by other than the traditional batik process; woven fabrics of cotton, containing ≥ 85 % by weight of cotton, weighing > 200 g/m2	40	7.782	1.869	62.704



Tabel 3 : Ekspor Indonesia menurut Komoditi ( Kode HS 8 digit )

Juli 2023

Kode H S	Uraian golongan barang	Berat bersih (Kg)		Nilai F.O.B. ( U S \$ )	
		Bulan ini	Kumulatif	Bulan ini	Kumulatif
(1)	(2)	(3)	(4)	(5)	(6)
52095990	Woven fabrics of cotton, contain ≥ 85% by weight of cotton, weight > 200g/m <sup>2</sup> ; printed by other than the traditional batik process; other than plain weave; other than 3-thread or 4-thread twill, including cross twill	14.655	84.265	362.950	1.736.768
52101100	Plain weave; unbleached; woven fabrics of cotton, containing < 85 % by weight of cotton, mixed mainly or solely with man-made fibres, weighing not more than 200 g/m <sup>2</sup>	216.423	1.524.130	1.073.255	8.060.017
52101900	Other than plain weave; unbleached; woven fabrics of cotton, containing < 85 % by weight of cotton, mixed mainly or solely with man-made fibres, weighing not more than 200 g/m <sup>2</sup>	29.903	214.455	134.741	987.949
52102100	Plain weave; bleached; woven fabrics of cotton, containing < 85 % by weight of cotton, mixed mainly or solely with man-made fibres, weighing not more than 200 g/m <sup>2</sup>	20.580	187.947	201.590	1.947.819
52102900	Other than plain weave; bleached; woven fabrics of cotton, containing < 85 % by weight of cotton, mixed mainly or solely with man-made fibres, weighing not more than 200 g/m <sup>2</sup>	14.230	140.224	185.753	1.723.770
52103100	Plain weave; dyed; woven fabrics of cotton, containing < 85 % by weight of cotton, mixed mainly or solely with man-made fibres, weighing not more than 200 g/m <sup>2</sup>	11.168	124.064	122.129	1.271.032
52103200	3-thread or 4-thread twill, including cross twill; dyed; woven fabrics of cotton, containing < 85 % by weight of cotton, mixed mainly or solely with man-made fibres, weighing not more than 200 g/m <sup>2</sup>	-	9.171	-	73.489
52103900	Woven fabrics of cotton, containing < 85% by weight of cotton, mixed mainly/solely with man-made fibres, weighing < 200g/m <sup>2</sup> ; dyed; other than plain weave; other than 3-thread or 4-thread twill, including cross twill	23.812	151.694	282.198	1.812.608
52104110	ikat fabric; plain weave; of yarns of different colours; woven fabrics of cotton, containing < 85 % by weight of cotton, mixed mainly or solely with man-made fibres, weighing not more than 200 g/m <sup>2</sup>	17.032	68.411	145.428	625.808
52104190	Other than ikat fabric; plain weave; of yarns of different colours; woven fabrics of cotton, containing < 85% by weight of cotton, mixed mainly/solely with man-made fibres, weighing not more than 200 g/m <sup>2</sup>	1.188	17.042	2.736	255.152
52104900	Other than plain weave; of yarns of different colours; woven fabrics of cotton, containing < 85 % by weight of cotton, mixed mainly or solely with man-made fibres, weighing not more than 200 g/m <sup>2</sup>	16.531	28.479	252.545	355.425
52105190	Plain weave; printed by other than the traditional batik process; woven fabrics of cotton, containing < 85% by weight of cotton, mixed mainly or solely with man-made fibres, weighing not more than 200 g/m <sup>2</sup>	9.393	140.570	130.200	2.025.805
52105910	Other than plain weave; printed by the traditional batik process; woven fabrics of cotton, containing < 85% by weight of cotton, mixed mainly or solely with man-made fibres, weighing ≤ 200 g/m <sup>2</sup>	-	12	-	121
52105990	Other than plain weave; printed by other than the traditional batik process; woven fabrics of cotton, containing < 85% by weight of cotton, mixed mainly/solely with man-made fibres, weighing ≤ 200g/m <sup>2</sup>	-	79	-	253
52111100	Plain weave; unbleached; woven fabrics of cotton, containing < 85 % by weight of cotton, mixed mainly or solely with man-made fibres, weighing more than 200 g/m <sup>2</sup>	16.693	63.880	201.444	836.255
52111200	3-thread or 4-thread twill, including cross twill; unbleached; woven fabrics of cotton, containing < 85 % by weight of cotton, mixed mainly or solely with man-made fibres, weighing more than 200 g/m <sup>2</sup>	17.671	123.363	94.636	654.165

Tabel 3 : Ekspor Indonesia menurut Komoditi ( Kode HS 8 digit )

Juli 2023

Kode H S	Uraian golongan barang	Berat bersih (Kg)		Nilai F.O.B. ( U S \$ )	
		Bulan ini	Kumulatif	Bulan ini	Kumulatif
		(1)	(2)	(3)	(4)
52111900	Woven fabrics of cotton,contain<85%by weight of cotton,mixed mainly/solely with man-made fibres,weight>200 g/m2;unbleached;oth than plain weave;oth than 3-thread/4-thread twill,including cross twill	7.270	85.126	53.595	503.872
52112000	Woven fabrics of cotton, containing less than 85 % by weight of cotton, mixed mainly or solely with man-made fibres, weighing more than 200 g/m2; bleached	-	437	-	2.095
52113200	3-thread or 4-thread twill, including cross twill; dyed; woven fabrics of cotton, containing < 85 % by weight of cotton, mixed mainly or solely with man-made fibres, weighing more than 200 g/m2	66	9.178	84	13.205
52113900	Woven fabrics of cotton,contain<85%by weight of cotton,mixed mainly/solely with man-made fibres,weight>200 g/m2;dyed;oth than plain weave;oth than 3-thread or 4-thread twill,including cross twill	-	8.891	-	74.826
52114190	Other than ikat fabric; plain weave; of yarns of different colours; woven fabrics of cotton, containing < 85 % by weight of cotton, mixed mainly or solely with man-made fibres, weighing > 200 g/m2	-	4.324	-	26.015
52114200	Denim; of yarns of different colours; woven fabrics of cotton, containing < 85 % by weight of cotton, mixed mainly or solely with man-made fibres, weighing > 200 g/m2	1.300	8.958	4.464	20.340
52114900	Woven fabrics of cotton, containing < 85% by weight of cotton, mixed mainly/solely with man-made fibres, weighing more than 200g/m2; of yarns of different colours; oth than of subheading 521141-521143	130	184	109	393
52115190	Plain weave; printed by other than the traditional batik process; woven fabrics of cotton, containing < 85 % by weight of cotton, mixed mainly or solely with man-made fibres, weighing > 200 g/m2	-	5	-	1.600
52115210	3-thread or 4-thread twill,inclcd cross twil;printed by the traditional batik process;woven fabrics of cotton,contain<85% by weight of cotton,mixed mainly/solely with man-made fibres,weight>200 g/m2	-	340	-	5.269
52115910	Woven fabrics of cotton,containing< 85% by weight of cotton,weighing> 200g/m2; printed by the traditional batik process; oth than plain weave;oth than 3-thread or 4-thread twill, including cross twill	-	5	-	37
52115990	Woven fabrics of cotton,contain< 85%by weight of cotton,weight> 200g/m2;printed by oth than the traditional batik process;oth than plain weave;oth than 3-thread or 4-thread twill,including cross twill	51	54	366	407
52121100	Woven fabrics of cotton; weighing not more than 200 g/m2; unbleached	-	4	-	23
52121300	Woven fabrics of cotton; weighing not more than 200 g/m2; dyed	21.737	110.007	246.553	1.270.751
52121400	Woven fabrics of cotton; weighing not more than 200 g/m2; of yarns of different colours	-	5	-	58
52121510	Woven fabrics of cotton; weighing not more than 200 g/m2; printed by the traditional batik process	-	44	-	231
52121590	Woven fabrics of cotton; weighing not more than 200 g/m2; printed by other than the traditional batik process	891	22.337	13.431	193.871
52122100	Woven fabrics of cotton; weighing more than 200 g/m2; unbleached	-	1	-	1
52122590	Woven fabrics of cotton; weighing more than 200 g/m2; printed by other than the traditional batik process	110	402	160	5.768
53039000	Tow and waste of jute and other textile bast fibres (excluding flax, true hemp and ramie), (including yarn waste and garnetted stock)	329.293	3.309.672	69.525	682.165
53050010	Sisal and other textile fibres of the genus Agave; tow and waste of these fibres (including yarn waste and garnetted stock)	-	53	-	459

Tabel 3 : Ekspor Indonesia menurut Komoditi ( Kode HS 8 digit )

Juli 2023

Kode H S	Uraian golongan barang	Berat bersih (Kg)		Nilai F.O.B. ( U S \$ )	
		Bulan ini	Kumulatif	Bulan ini	Kumulatif
		(1)	(2)	(3)	(4)
53050021	Coconut fibres, raw but not spun	2.500	783.448	1.010	91.937
53050022	Coconut fibres, processed but not spun	1.802.685	13.598.487	330.030	2.372.897
53050090	Ramie and other vegetable textile fibres, not elsewhere specified or included, raw or processed but not spun; tow, noils and waste of these fibres (including yarn waste and garnetted stock)	64.032	551.709	16.467	258.272
53061000	Single flax yarn	-	2	-	6
53062000	Multiple (folded) or cabled flax yarn	-	4.266	-	11.304
53071000	Single yarn of jute or of other textile bast of heading 5303	0	0	1	1
53082000	True hemp yarn	-	1	-	5
53089090	Yarn of other vegetable textile fibres; other than coir yarn; other than true hemp yarn; other than paper yarn	-	4	-	1.828
53091100	Woven fabrics of flax; containing 85 % or more by weight of flax; unbleached or bleached	227	656	3.843	7.256
53091900	Woven fabrics of flax; containing 85 % or more by weight of flax; other than unbleached or bleached	2.267	18.829	7.263	83.652
53092100	Woven fabrics of flax; containing less than 85 % by weight of flax; unbleached or bleached	89	841	277	881
53092900	Woven fabrics of flax; containing less than 85 % by weight of flax; other than unbleached or bleached	5.264	11.067	15.896	25.561
53101090	Woven fabrics of jute or of other textile bast fibres of heading 5303; unbleached; other than plain	79	79	246	246
53109000	Woven fabrics of jute or of other textile bast fibres of heading 5303; other than unbleached	81	234	203	328
53110010	Woven fabrics of other vegetable textile fibres; woven fabrics of paper yarn; printed by the traditional batik process	-	1	-	30
53110020	Woven fabrics of other vegetable textile fibres; woven fabrics of paper yarn; burlap of abaca	-	166	-	199
53110090	Woven fabrics of other vegetable textile fibres; woven fabrics of paper yarn; other than printed by the traditional batik process; other than burlap of abaca	23	10.341	24	60.735
54011010	Sewing thread of man-made filaments of synthetic filaments; put up for retail sale	1.905	2.110	45.387	54.698
54011090	Sewing thread of man-made filaments of synthetic filaments; not put up for retail sale	30.847	303.531	304.500	2.223.334
54012010	Sewing thread of man-made filaments of artificial filaments; put up for retail sale	-	2	-	26
54012090	Sewing thread of man-made filaments of artificial filaments; not put up for retail sale	721	2.556	4.498	57.673
54021100	Synthetic filament yarn, not put up for retail sale; high tenacity yarn of nylon or other polyamides, whether or not textured; of aramids	-	52	-	1.916
54021900	Synthetic filament yarn, not put up for retail sale; high tenacity yarn of nylon or other polyamides, whether or not textured; other than of aramids	317.484	4.626.626	1.243.338	19.599.055
54022000	Synthetic filament yarn, not put up for retail sale; high tenacity yarn of polyesters, whether or not textured	1.510.870	12.173.405	2.573.786	21.036.600
54023100	Synthetic filament yarn, not put up for retail sale; textured yarn of nylon or other polyamides, measuring per single yarn not more than 50 tex	56.536	789.324	186.037	2.618.211
54023200	Synthetic filament yarn, not put up for retail sale; textured yarn of nylon or other polyamides, measuring per single yarn more than 50 tex	6	35	18	162
54023310	Synthetic filament yarn, not put up for retail sale; textured yarn of polyesters, of a colour other than white	1.119.955	5.175.662	2.182.727	10.009.596
54023390	Synthetic filament yarn, not put up for retail sale; textured yarn of polyesters, of a colour white	3.585.382	26.501.566	6.006.813	46.380.382
54023400	Synthetic filament yarn, not put up for retail sale; textured yarn of polypropylene	-	33.736	-	73.351
54023900	Synthetic filament yarn, not put up for retail sale; textured yarn; other than of nylon or other polyamides; other than of polyesters; other than of polypropylene	20.727	44.130	72.978	148.315

Tabel 3 : Ekspor Indonesia menurut Komoditi ( Kode HS 8 digit )

Juli 2023

Kode H S	Uraian golongan barang	Berat bersih (Kg)		Nilai F.O.B. ( U S \$ )	
		Bulan ini	Kumulatif	Bulan ini	Kumulatif
(1)	(2)	(3)	(4)	(5)	(6)
54024410	Synthetic filament yarn, not put up for retail sale; single, untwisted or with a twist not exceeding 50 turns per metre; elastomeric; of polyesters	-	37	-	143
54024490	Synthetic filament yarn, not put up for retail sale; single, untwisted or with a twist not exceeding 50 turns per metre; elastomeric; oth than of polyesters and polypropylene	-	4.723	-	48.099
54024500	Synthetic filament yarn, not put up for retail sale; single, untwisted or with a twist not exceeding 50 turns per metre; other than elastomeric; of nylon or other polyamides	270.529	2.524.625	1.034.761	9.245.144
54024610	Synthetic filament yarn, not put up for retail sale; single, untwisted or with a twist < 50 turns per metre;other than elastomeric; of polyesters, partially oriented;of a colour oth than white	-	41.334	-	60.799
54024690	Synthetic filament yarn, not put up for retail sale; single, untwisted or with a twist < 50 turns per metre; other than elastomeric; of polyesters, partially oriented; of a colour white	1.540.897	5.935.569	1.885.469	7.998.621
54024710	Synthetic filament yarn, not put up for retail sale; single, untwisted or with a twist not exceeding 50 turns per metre; other than elastomeric; of polyesters; of a colour other than white	21.265	393.660	27.625	733.740
54024790	Synthetic filament yarn, not put up for retail sale; single, untwisted or with a twist not exceeding 50 turns per metre; other than elastomeric; of polyesters; of a colour white	3.230.693	25.478.845	5.676.047	45.686.629
54024800	Synthetic filament yarn, not put up for retail sale; single, untwisted or with a twist not exceeding 50 turns per metre; other than elastomeric; of polypropylene	9.395	47.795	31.589	167.829
54024900	Synthetic filament yarn, not put up for retail sale; single, untwisted or with a twist < 50 turns per metre; oth than elastomeric; oth than of nylon or other polyamides, polyesters, polypropylene	27	776	204	5.772
54025100	Synthetic filament yarn, not put up for retail sale; single, with a twist exceeding 50 turns per metre; of nylon or other polyamides	5.399	32.332	24.457	145.688
54025200	Synthetic filament yarn, not put up for retail sale; single, with a twist exceeding 50 turns per metre; of polyesters	71.955	383.149	230.019	1.053.609
54025900	Synthetic filament yarn, not put up for retail sale; single, with a twist exceeding 50 turns per metre; other than of nylon or other polyamides, polyesters, polypropylene	-	52	-	1.554
54026100	Synthetic filament yarn, not put up for retail sale; multiple (folded) or cabled; of nylon or other polyamides	140.045	867.469	1.135.741	7.335.475
54026200	Synthetic filament yarn, not put up for retail sale; multiple (folded) or cabled; of polyesters	42.694	1.060.153	154.754	3.620.726
54026300	Synthetic filament yarn, not put up for retail sale; multiple (folded) or cabled; of polypropylene	-	1.330	-	3.626
54026900	Synthetic filament yarn, not put up for retail sale; multiple (folded) or cabled; other than of nylon or other polyamides, polyesters, polypropylene	954	34.907	12.698	173.441
54031000	Artificial filament yarn, not put up for retail sale, including artificial monofilament of less than 67 decitex; high tenacity yarn of viscose rayon	697	45.907	2.007	128.330
54033110	Artificial filament yarn, not put up for retail sale, including artificial monofilament of < 67decitex; single; textured yarn; of viscose rayon, untwisted or with a twist ≤ 120 turns per metre	-	9	-	9
54033190	Artificial filament yarn,not put up for retail sale,including artificial monofilament of < 67decitex; single; oth than textured yarn; of viscose rayon, untwisted or with a twist ≤ 120 turns per metre	-	42.613	-	110.848

Tabel 3 : Ekspor Indonesia menurut Komoditi ( Kode HS 8 digit )

Juli 2023

Kode H S	Uraian golongan barang	Berat bersih (Kg)		Nilai F.O.B. ( U S \$ )	
		Bulan ini	Kumulatif	Bulan ini	Kumulatif
(1)	(2)	(3)	(4)	(5)	(6)
54033290	Artificial filament yarn,not put up for retail sale,including artificial monofilament of < 67decitex; single; oth than textured yarn; of viscose rayon, untwisted or with a twist > 120 turns per metre	-	8.033	-	83.327
54033390	Artificial filament yarn, not put up for retail sale, including artificial monofilament of < 67decitex; single; other than textured yarn; of cellulose acetate	-	47.267	-	64.755
54033910	Artificial filament yarn, not put up for retail sale, including artificial monofilament of < 67decitex; single; textured yarn; other than of viscose rayon; other than of cellulose acetate	96	394	5.940	25.312
54034110	Artificial filament yarn, not put up for retail sale, including artificial monofilament of < 67decitex; multiple (folded) or cabled; textured yarn; of viscose rayon	387	3.629	803	11.185
54034190	Artificial filament yarn, not put up for retail sale, including artificial monofilament of < 67decitex; multiple (folded) or cabled; other than textured yarn; of viscose rayon	-	23.464	-	68.325
54034900	Artificial filament yarn, not put up for retail sale, including artificial monofilament of < 67decitex; multiple (folded) or cabled; other than of cellulose acetate	7	239	30	1.179
54041100	Synthetic monofilament of 67 decitex or more and of which no cross-sectional dimension exceeds 1 mm; elastomeric	1	5	4	39
54041200	Synthetic monofilament of 67 decitex or more and of which no cross-sectional dimension exceeds 1 mm; other than elastomeric; of polypropylene	-	1.384	-	22.992
54041900	Synthetic monofilament of 67 decitex or more and of which no cross-sectional dimension exceeds 1 mm; other than elastomeric; other than of polypropylene	84.452	438.162	180.600	885.407
54049000	Strip and the like (for example, artificial straw) of synthetic textile materials of an apparent width not exceeding 5 mm	369.339	677.539	22.632.800	23.974.724
54071020	Woven fabrics obtained from high tenacity yarn of nylon or other polyamides or of polyesters; tyre fabrics; conveyor duck	0	0	1	1
54071091	Woven fabrics obtained from high tenacity yarn of nylon or other polyamides or of polyesters; other than tyre fabrics, conveyor duck; unbleached	1.420	48.218	17.080	553.558
54071099	Woven fabrics obtained from high tenacity yarn of nylon or other polyamides or of polyesters; other than tyre fabrics, conveyor duck; bleached	270.246	5.516.192	2.587.340	48.406.302
54072000	Woven fabrics obtained from strip or the like	417.480	3.307.772	592.199	4.791.215
54073000	Woven fabrics of synthetic filament yarn; specified in Note 9 to Section XI	-	312	-	146
54074110	Woven nylon mesh fabrics of untwisted filament yarn suitable for use as reinforcing material for tarpaulins; containing ≥ 85 % by weight of filaments of nylon/other polyamides; unbleached or bleached	-	10.119	-	51.075
54074190	Other than woven nylon mesh fabrics of untwisted filament yarn suitable for use as reinforcing material for tarpaulins;contain≥85% by weight of filaments of nylon/other polyamides;unbleached/bleached	1.661	7.259	9.439	65.495
54074200	Woven fabrics of synthetic filament yarn; containing 85 % or more by weight of filaments of nylon or other polyamides; dyed	21.859	35.769	28.370	176.311
54074300	Woven fabrics of synthetic filament yarn; containing 85 % or more by weight of filaments of nylon or other polyamides; of yarns of different colours	362	627	1.057	1.678
54074400	Woven fabrics of synthetic filament yarn; containing 85 % or more by weight of filaments of nylon or other polyamides; printed	34	9.218	102	45.966
54075100	Woven fabrics of synthetic filament yarn; containing 85 % or more by weight of textured polyester filaments; unbleached or bleached	115.496	228.015	375.804	1.010.412

Tabel 3 : Ekspor Indonesia menurut Komoditi ( Kode HS 8 digit )

Juli 2023

Kode H S	Uraian golongan barang	Berat bersih (Kg)		Nilai F.O.B. ( U S \$ )	
		Bulan ini	Kumulatif	Bulan ini	Kumulatif
(1)	(2)	(3)	(4)	(5)	(6)
54075200	Woven fabrics of synthetic filament yarn; containing 85 % or more by weight of textured polyester filaments; dyed	729.938	4.649.784	6.299.501	38.874.332
54075300	Woven fabrics of synthetic filament yarn; containing 85 % or more by weight of textured polyester filaments; of yarns of different colours	8.477	102.984	45.178	543.853
54075400	Woven fabrics of synthetic filament yarn; containing 85 % or more by weight of textured polyester filaments; printed	124.428	811.541	983.328	7.151.071
54076110	Woven fabrics of synthetic filament yarn; containing 85 % or more by weight of non-textured polyester filaments; unbleached or bleached	175.305	1.518.025	1.525.100	13.728.294
54076190	Woven fabrics of synthetic filament yarn; containing 85 % or more by weight of non-textured polyester filaments; other than unbleached or bleached	1.168.270	5.371.300	10.530.547	49.925.457
54076910	Woven fabrics of synthetic filament yarn; other than containing 85 % or more by weight of textured polyester filaments; unbleached or bleached	32.790	304.313	147.600	1.480.021
54076990	Woven fabrics of synthetic filament yarn; other than containing 85 % or more by weight of textured polyester filaments; other than unbleached or bleached	224.310	730.967	2.020.601	6.353.339
54077100	Woven fabrics of synthetic filament yarn; containing 85 % or more by weight of synthetic filaments; unbleached or bleached	114.694	1.500.711	231.874	2.692.563
54077200	Woven fabrics of synthetic filament yarn; containing 85 % or more by weight of synthetic filaments; dyed	59.368	521.174	643.206	4.849.283
54077300	Woven fabrics of synthetic filament yarn; containing 85 % or more by weight of synthetic filaments; of yarns of different colours	632.728	3.845.030	4.206.326	26.127.607
54077400	Woven fabrics of synthetic filament yarn; containing 85 % or more by weight of synthetic filaments; printed	44.256	621.860	154.108	3.405.727
54078100	Woven fabrics of synthetic filament yarn; containing less than 85 % by weight of synthetic filaments, mixed mainly or solely with cotton; unbleached or bleached	6.072	35.648	22.120	211.071
54078200	Woven fabrics of synthetic filament yarn; containing less than 85 % by weight of synthetic filaments, mixed mainly or solely with cotton; dyed	110	316	226	3.346
54078300	Woven fabrics of synthetic filament yarn; containing less than 85 % by weight of synthetic filaments, mixed mainly or solely with cotton; of yarns of different colours	1.158	9.716	6.851	56.956
54079100	Woven fabrics of synthetic filament yarn; unbleached or bleached; other than those of subheading 540711 - 540784	369.964	2.551.313	1.616.726	10.387.610
54079200	Woven fabrics of synthetic filament yarn; dyed; other than those of subheading 540711 - 540784	5.023	48.556	32.946	333.288
54079300	Woven fabrics of synthetic filament yarn; of yarns of different colours; other than those of subheading 540711 - 540784	42.669	170.107	138.561	724.607
54079400	Woven fabrics of synthetic filament yarn; printed; other than those of subheading 540711 - 540784	637	23.142	10.117	170.758
54081010	Woven fabrics of artificial filament yarn; obtained from high tenacity yarn of viscose rayon; unbleached	-	3.483	-	3.261
54081090	Woven fabrics of artificial filament yarn; obtained from high tenacity yarn of viscose rayon; other than unbleached	75.064	815.514	668.072	7.161.760
54082100	Woven fabrics of artificial filament yarn; containing 85 % or more by weight of artificial filament or strip or the like; unbleached or bleached	3.552	16.050	10.947	79.256
54082200	Woven fabrics of artificial filament yarn; containing 85 % or more by weight of artificial filament or strip or the like; dyed	15.601	16.307	78.033	83.291
54082300	Woven fabrics of artificial filament yarn; containing 85 % or more by weight of artificial filament or strip or the like; of yarns of different colours	58	228	1.941	3.342
54082400	Woven fabrics of artificial filament yarn; containing 85 % or more by weight of artificial filament or strip or the like; printed	605	9.760	1.348	122.247

Tabel 3 : Ekspor Indonesia menurut Komoditi ( Kode HS 8 digit )

Juli 2023

Kode H S	Uraian golongan barang	Berat bersih (Kg)		Nilai F.O.B. ( U S \$ )	
		Bulan ini	Kumulatif	Bulan ini	Kumulatif
(1)	(2)	(3)	(4)	(5)	(6)
54083100	Woven fabrics of artificial filament yarn, including woven fabrics obtained from materials of heading 5405; unbleached or bleached; other than those of subheading 540810-540824	-	7.650	-	46.463
54083200	Woven fabrics of artificial filament yarn, including woven fabrics obtained from materials of heading 5405; dyed; other than those of subheading 540810-540824	132	134	216	402
54083400	Woven fabrics of artificial filament yarn, including woven fabrics obtained from materials of heading 5405; printed; other than those of subheading 540810-540824	672	741	9.068	9.289
55011900	Synthetic filament tow; of nylon or other polyamides; other than of aramids	-	53	-	2.016
55012000	Synthetic filament tow; of polyesters	850	62.196	18.672	306.982
55013000	Synthetic filament tow; of acrylic or modacrylic	136	43.453	3.607	232.342
55019000	Synthetic filament tow; other than of nylon or other polyamides, polyesters, acrylic or modacrylic, polypropylene	402	4.392	15.775	117.482
55021000	Artificial filament tow; of cellulose acetate	65.091	114.254	329.553	674.652
55029000	Artificial filament tow; other than of cellulose acetate	-	1	-	10
55031100	Synthetic staple fibres, not carded, combed or otherwise processed for spinning; of nylon or other polyamides; of aramids	-	6.592	-	59.328
55031900	Synthetic staple fibres, not carded, combed or otherwise processed for spinning; of nylon or other polyamides; other than of aramids	-	59	-	142
55032010	Synthetic staple fibres, not carded, combed or otherwise processed for spinning; of polyesters; of a colour other than white	366.006	3.969.236	401.141	3.869.776
55032090	Synthetic staple fibres, not carded, combed or otherwise processed for spinning; of polyesters; of a colour white	20.003.917	131.117.232	19.964.391	132.587.267
55033000	Synthetic staple fibres, not carded, combed or otherwise processed for spinning; acrylic or modacrylic	3	18.784	122	65.558
55039090	Synthetic staple fibres, not carded, combed/ otherwise processed for spinning; oth than of nylon or other polyamides, of polyester, acrylic or modacrylic, of polypropylene; oth than of polyvinyl alcohol	119.144	2.520.382	222.497	3.173.639
55041000	Artificial staple fibres, not carded, combed or otherwise processed for spinning; of viscose rayon	27.241.966	223.965.497	46.569.428	378.181.508
55049000	Artificial staple fibres, not carded, combed or otherwise processed for spinning; other than of viscose rayon	20	45.184	2.497	222.050
55051000	Waste (including noils, yarn waste and garnetted stock) of man-made fibres; of synthetic fibres	270.144	1.304.703	184.193	1.149.023
55052000	Waste (including noils, yarn waste and garnetted stock) of man-made fibres; of artificial fibres	53.000	212.000	52.524	209.219
55061000	Synthetic staple fibres, carded, combed or otherwise processed for spinning; of nylon or other polyamides	50	70	1.555	2.069
55062000	Synthetic staple fibres, carded, combed or otherwise processed for spinning; of polyesters	14	1.631	108	8.510
55063000	Synthetic staple fibres, carded, combed or otherwise processed for spinning; acrylic or modacrylic	686	4.039	32.306	128.368
55064000	Synthetic staple fibres, carded, combed or otherwise processed for spinning; of polypropylene	-	400	-	100
55070000	Artificial staple fibres, carded, combed or otherwise processed for spinning	-	0	-	45
55081010	Sewing thread of synthetic staple fibres; put up for retail sale	39.369	483.849	116.013	1.390.390
55081090	Sewing thread of synthetic staple fibres; not put up for retail sale	17.756	196.915	82.491	924.210
55082090	Sewing thread of artificial staple fibres; not put up for retail sale	2	28	1	26
55091100	Single yarn; containing 85 % or more by weight of staple fibres of nylon or other polyamides; not put up for retail sale	-	13	-	13

Tabel 3 : Ekspor Indonesia menurut Komoditi ( Kode HS 8 digit )

Juli 2023

Kode H S	Uraian golongan barang	Berat bersih (Kg)		Nilai F.O.B. ( U S \$ )	
		Bulan ini	Kumulatif	Bulan ini	Kumulatif
		(1)	(2)	(3)	(4)
55091200	Multiple (folded) or cabled yarn; containing 85 % or more by weight of staple fibres of nylon or other polyamides; not put up for retail sale	-	87.856	-	218.012
55092100	Single yarn; containing 85 % or more by weight of polyester staple fibres; not put up for retail sale	7.120.059	54.130.537	11.753.375	90.135.946
55092200	Multiple (folded) or cabled yarn; containing 85 % or more by weight of polyester staple fibres; not put up for retail sale	1.434.390	11.501.032	3.440.954	27.124.834
55093100	Single yarn; 85 % or more by weight of acrylic or modacrylic staple fibres; not put up for retail sale	189.495	1.638.845	952.200	6.712.767
55093200	Multiple (folded) or cabled yarn; containing 85 % or more by weight of acrylic or modacrylic staple fibres; not put up for retail sale	1.340.833	11.485.146	4.157.801	37.075.126
55094100	Single yarn; 85 % or more by weight of acrylic or modacrylic staple fibres; not put up for retail sale	79.513	481.973	781.555	4.833.398
55094200	Multiple (folded) or cabled yarn; containing 85 % or more by weight of acrylic or modacrylic staple fibres; not put up for retail sale	1.905	45.668	7.819	227.826
55095100	Yarn of polyester staple fibres; mixed mainly or solely with artificial staple fibres; not put up for retail sale	2.179.916	19.943.823	4.793.036	42.873.897
55095290	Other than single yarn; of polyester staple fibres; mixed mainly or solely with wool or fine animal hair; not put up for retail sale	-	1	-	6
55095300	Yarn of polyester staple fibres; mixed mainly or solely with cotton; not put up for retail sale	2.252.941	15.181.358	5.459.847	36.914.537
55095900	Yarn of polyester staple fibres; other than mixed mainly or solely with artificial staple fibres, wool or fine animal hair, cotton; not put up for retail sale	-	90.393	-	274.317
55096100	Yarn of acrylic or modacrylic staple fibres; mixed mainly or solely with wool or fine animal hair; not put up for retail sale	87.755	469.652	816.785	4.263.041
55096200	Yarn of acrylic or modacrylic staple fibres; mixed mainly or solely with cotton; not put up for retail sale	121.540	717.997	567.578	3.015.672
55096900	Yarn of acrylic or modacrylic staple fibres; other than mixed mainly or solely with wool or fine animal hair, cotton; not put up for retail sale	268.498	1.530.796	1.540.203	8.571.370
55099200	Yarn of synthetic staple fibres; mixed mainly or solely with cotton; other than those of subheading 550911 - 550969	31.291	93.843	96.632	297.208
55101100	Single yarn containing 85 % or more by weight of artificial staple fibres, not put up for retail sale	8.008.872	57.419.391	18.560.461	134.495.162
55101200	Multiple (folded) or cabled yarn containing 85 % or more by weight of artificial staple fibres, not put up for retail sale	664.718	5.082.276	1.868.025	14.436.789
55103000	Yarn (other than sewing thread) of artificial staple fibres, mixed mainly or solely with cotton, not put up for retail sale	70.186	484.304	236.244	1.576.745
55109000	Yarn of artificial staple fibres, containing less than 85 % by weight of artificial staple fibres, oth than mixed mainly or solely with wool or fine animal hair, cotton; not put up for retail sale	28.543	770.293	76.873	1.861.354
55111010	Yarn (other than sewing thread) of man-made, put up for retail sale of synthetic staple fibres, containing 85 % or more by weight of such fibres;knitting yarn,crochet thread and embroidery thread	-	9	-	79
55111090	Yarn (oth than sewing thread) of man-made,put up for retail sale of synthetic staple fibres,containing 85 % or more by weight of such fibres;oth than knitting yarn,crochet thread and embroidery thread	-	7	-	3
55112090	Yarn(oth than sewing thread)of man-made,put up for retail sale of synthetic staple fibres,containing less than 85 % by weight of such fibres;oth than knitting yarn,crochet thread and embroidery thread	5	5	218	218
55113000	Yarn (other than sewing thread) of man-made, put up for retail sale, of artificial staple fibres	125	2.084	671	36.998



Tabel 3 : Ekspor Indonesia menurut Komoditi ( Kode HS 8 digit )

Juli 2023

Kode H S	Uraian golongan barang	Berat bersih (Kg)		Nilai F.O.B. ( U S \$ )	
		Bulan ini	Kumulatif	Bulan ini	Kumulatif
(1)	(2)	(3)	(4)	(5)	(6)
55121100	Woven fabrics of synthetic staple fibres, containing 85 % or more by weight of polyester staple fibres; unbleached or bleached	141.657	1.262.005	533.611	4.628.029
55121900	Woven fabrics of synthetic staple fibres, containing 85 % or more by weight of polyester staple fibres; other than unbleached or bleached	70.077	336.502	721.800	3.018.745
55122100	Woven fabrics of synthetic staple fibres, containing 85 % or more by weight of arylcic or modacrylic staple fibres; unbleached or bleached	231	269	8.850	9.985
55122900	Woven fabrics of synthetic staple fibres, containing 85 % or more by weight of arylcic or modacrylic staple fibres; other than unbleached or bleached	19	6.169	7	121.822
55129100	Woven fabrics of synthetic staple fibres, containing 85 % or more by weight other than of polyester, arylcic or modacrylic staple fibres; unbleached or bleached	-	2	-	56
55129900	Woven fabrics of synthetic staple fibres, containing 85 % or more by weight other than of polyester, arylcic or modacrylic staple fibres; other unbleached or bleached	155	1.808	8.174	84.480
55131100	Woven fabrics of polyester staple fibres,plain weave, containing less than 85 % by weight of such fibres, mixed mainly or solely with cotton, of a weight not exceeding 170 g/m2; unbleached or bleached	625.482	3.877.092	3.432.222	21.856.730
55131200	Woven fabrics, 3-thread/4-thread twill, incl cross twill of polyester staples fibres, cont < 85% by weight of such fibres, mixed mainly/solely with cotton, of a weight ≤ 170 g/m2, unbleached/bleached	140.899	776.638	840.179	4.819.821
55131300	Woven fabrics of polyester staple fibres, containing less than 85 % by weight of such fibres, mixed mainly or solely with cotton, of a weight not exceeding 170 g/m2, unbleached or bleached	14.559	245.157	109.768	2.025.281
55131900	Woven fabrics of synthetic staple fibres, cont < 85 % by weight of such fibres, mixed mainly/solely with cotton, of a weight ≤ 170 g/m2; oth than HS 55131100 - 55131300; unbleached or bleached	-	1.046	-	1.416
55132100	Woven fabrics of polyester staple fibres,plain weave, containing less than 85 % by weight of such fibres, mixed mainly or solely with cotton, of a weight not exceeding 170 g/m2, dyed	102.871	606.504	794.993	5.034.629
55132300	Woven fabrics of polyester staple fibres, containing less than 85 % by weight of such fibres, mixed mainly or solely with cotton, of a weight not exceeding 170 g/m2, dyed	13.601	43.097	109.946	352.362
55132900	Woven fabrics of synthetic staple fibres, containing < 85 % by weight of such fibres, mixed mainly or solely with cotton, of a weight ≤ 170 g/m2; other than HS 55131100 - 55131300; dyed	338	362	407	840
55133100	Woven fabrics of polyester staple fibres,plain weave, cont less than 85 % by weight of such fibres, mixed mainly or solely with cotton, of a weight not exceeding 170 g/m2; of yarn of different colours	1.446	29.585	536	27.231
55133900	Woven fabrics; oth than of polyester staple fibres,plain weave, cont 85% by weight of such fibres, mixed mainly or solely with cotton, of a weight not exceeding 170 g/m2; of yarn of different colours	-	2.551	-	29.252
55134100	Woven fabrics of polyester staple fibres,plain weave, cont less than 85 % by weight of such fibres, mixed mainly or solely with cotton, of a weight not exceeding 170 g/m2; printed	-	573	-	5.863
55134900	Woven fabrics; other than of polyester staple fibres,plain weave; cont less than 85 % by weight of such fibres, mixed mainly or solely with cotton, of a weight not exceeding 170 g/m2; printed	2.274	11.145	23.915	180.099

Tabel 3 : Ekspor Indonesia menurut Komoditi ( Kode HS 8 digit )

Juli 2023

Kode H S	Uraian golongan barang	Berat bersih (Kg)		Nilai F.O.B. ( U S \$ )	
		Bulan ini	Kumulatif	Bulan ini	Kumulatif
		(1)	(2)	(3)	(4)
55141100	Woven fabrics of polyester staple fibres,plain weave, containing less than 85 % by weight of such fibres, mixed mainly or solely with cotton, of a weight exceeding 170 g/m2; unbleached or bleached	11.109	361.547	78.418	1.338.576
55141200	Woven fabrics, 3-thread/4-thread twill, incl cross twill of polyester staples fibres, cont < 85% by weight of such fibres, mixed mainly/solely with cotton, of a weight > 170g/m2; unbleached/bleached	191.915	1.384.464	1.046.752	7.463.105
55141900	Woven fabrics of synthetic staple fibres, cont < 85 % by weight of such fibres, mixed mainly/solely with cotton, of a weight > 170 g/m2; oth than HS 55141100 - 55141200; unbleached or bleached	283	28.980	3.731	177.361
55142100	Woven fabrics of polyester staple fibres,plain weave, containing less than 85 % by weight of such fibres, mixed mainly or solely with cotton, of a weight exceeding 170 g/m2; dyed	3.968	31.468	39.636	229.647
55142200	Woven fabrics,of 3/4 thread twill, incl cross twill of polyester staples fibres ,containing less than 85% by weight of such fibres, mixed mainly/solely with cotton, of a weight > 170g/m2; dyed	116.067	451.491	967.607	3.825.432
55142300	Woven fabrics of polyester staple fibres, containing less than 85 % by weight of such fibres, mixed mainly or solely with cotton, of a weight exceeding 170 g/m2; dyed	-	10	-	265
55142900	Woven fabrics of synthetic staple fibres, cont < 85 % by weight of such fibres, mixed mainly/solely with cotton, of a weight > 170 g/m2; oth than HS 55142100 - 55142300; dyed	1	15	1	5.876
55143000	Woven fabrics of synthetic staple fibres, containing less than 85 % by weight of such fibres, mixed mainly or solely with cotton, of a weight exceeding 170 g/m2; of yarn of different colours	-	1.284	-	21.757
55144200	Woven fabrics,of 3/4 thread twill, incl cross twill of polyester staples fibres ,containing less than 85% by weight of such fibres, mixed mainly/solely with cotton, of a weight > 170g/m2; printed	1	1	9	9
55144900	Woven fabrics of synthetic staple fibres, cont < 85 % by weight of such fibres, mixed mainly/solely with cotton, of a weight > 170 g/m2; printed; n.e.c. in heading 5514	1.299	3.111	7.450	12.332
55151100	Woven fabrics other than those of heading 5512 - 5514, of polyester staple fibres, mixed mainly or solely with viscose rayon staples fibres	365.606	2.476.467	2.388.683	15.597.596
55151200	Woven fabrics other than those of heading 5512 - 5514, of polyester staple fibres, mixed mainly or solely with man-made filaments	1.295.679	8.536.909	6.641.767	47.586.579
55151300	Woven fabrics other than those of heading 5512 - 5514, of polyester staple fibres, mixed mainly or solely with wool or fine animal hair	183	1.246	2.658	31.177
55151900	Woven fabrics other than of heading 5512 - 5514, of polyester staple fibres; oth than mixed mainly/ solely with viscose rayon staples fibres or with man-made filaments or with wool or fine animal hair	100	12.996	223	126.204
55152200	Woven fabrics other than those of heading 5512 - 5514, of acrylic or modacrylic staple fibres; mixed mainly or solely with wool or fine animal hair	-	4	-	3
55152900	Woven fabrics other than those of heading 5512 - 5514, of acrylic or modacrylic staple fibres; other than mixed mainly or solely with man-made filaments or with wool or fine animal hair	-	4	-	10
55159100	Woven fabrics other than those of heading 5512 - 5514, of synthetic staple fibres; oth than of polyester staples/of acrylic or modacrylic staple fibre; mixed mainly or solely with man-made filaments	-	622	-	3.603

Tabel 3 : Ekspor Indonesia menurut Komoditi ( Kode HS 8 digit )

Juli 2023

Kode H S	Uraian golongan barang	Berat bersih (Kg)		Nilai F.O.B. ( U S \$ )	
		Bulan ini	Kumulatif	Bulan ini	Kumulatif
(1)	(2)	(3)	(4)	(5)	(6)
55159910	Woven fabrics other than those of heading 5512 - 5514, of synthetic staple fibres; oth than of polyester staples/of arcylic or modacrylic staple fibre; mixed mainly/solely with wool/fine animal hair	-	4	-	510
55159990	Woven fabrics other than those of heading 5512 - 5514, of synthetic staple fibres; oth than of polyester staples/of arcylic or modacrylic; oth than mixed mainly/solely with wool or fine animal hair	3.094	3.715	38.962	43.349
55161100	Woven fabrics of artificial staple fibres; containing 85 % or more by weight of artificial staple fibres; unbleached or bleached	190.914	1.865.575	926.387	9.118.678
55161200	Woven fabrics of artificial staple fibres; containing 85 % or more by weight of artificial staple fibres; dyed	11.435	115.535	62.988	673.558
55161300	Woven fabrics of artificial staple fibres; containing 85 % or more by weight of artificial staple fibres; of yarn of different colours	0	7.726	5	76.196
55161400	Woven fabrics of artificial staple fibres; containing 85 % or more by weight of artificial staple fibres; printed	6.667	22.438	54.809	321.665
55162100	Woven fabrics of artificial staple fibres; containing less than 85 % by weight of artificial staple fibres, mixed mainly or solely with man-made filaments; unbleached or bleached	51.358	298.397	250.859	1.493.861
55162200	Woven fabrics of artificial staple fibres; containing less than 85 % by weight of artificial staple fibres, mixed mainly or solely with man-made filaments; dyed	2.478	19.331	4.422	81.939
55162300	Woven fabrics of artificial staple fibres; containing less than 85 % by weight of artificial staple fibres, mixed mainly or solely with man-made filaments,; of yarn of different colours	3.057	31.727	25.976	248.930
55162400	Woven fabrics of artificial staple fibres; containing less than 85 % by weight of artificial staple fibres, mixed mainly or solely with man-made filaments; printed	48	69	132	205
55163300	Woven fabrics of artificial staple fibres; containing less than 85 % by weight of artificial staple fibres, mixed mainly or solely with wool or fine animal hair; of yarn of different colours	-	17	-	234
55164100	Woven fabrics of artificial staple fibres; containing less than 85 % by weight of artificial staple fibres, mixed mainly or solely with cotton; unbleached or bleached	2.626	16.325	46.061	271.505
55164200	Woven fabrics of artificial staple fibres; containing less than 85 % by weight of artificial staple fibres, mixed mainly or solely with cotton; dyed	7	79	13	215
55164300	Woven fabrics of artificial staple fibres; containing less than 85 % by weight of artificial staple fibres, mixed mainly or solely with cotton; of yarn of different colours	543	1.173	5.394	11.037
55164400	Woven fabrics of artificial staple fibres; containing less than 85 % by weight of artificial staple fibres, mixed mainly or solely with cotton; printed	-	45	-	131
55169100	Woven fabrics of artificial staple fibres; unbleached or bleached; other than those of subheading 551661 - 551664	8.744	112.191	39.509	557.328
55169200	Woven fabrics of artificial staple fibres; dyed; other than those of subheading 551661 - 551664	371	7.755	3.344	85.822
55169300	Woven fabrics of artificial staple fibres; of yarn of different colours; other than those of subheading 551661 - 551664	43	1.095	85	13.485
55169400	Woven fabrics of artificial staple fibres; printed; other than those of subheading 551661 - 551664	27	27	45	45
56012100	Wadding of textile materials and articles thereof, of cotton	1.109	88.615	15.711	290.565
56012210	Wadding of textile materials and articles thereof, of man-made fibres; cigarette tow	75.276	614.169	831.931	7.553.784
56012290	Wadding of textile materials and articles thereof; of man-made fibres; other than cigarette tow	89.925	805.928	1.617.112	11.476.666
56012900	Wadding of textile materials and articles thereof; other than of man-made fibres	21	1.253	9.049	23.506
56013010	Textile flock and dust and mill neps; polyamide fibre flock	-	699.978	-	1.306.507

Tabel 3 : Ekspor Indonesia menurut Komoditi ( Kode HS 8 digit )

Juli 2023

Kode H S	Uraian golongan barang	Berat bersih (Kg)		Nilai F.O.B. ( U S \$ )	
		Bulan ini	Kumulatif	Bulan ini	Kumulatif
(1)	(2)	(3)	(4)	(5)	(6)
56013090	Textile flock and dust and mill neps; other than polyamide fibre flock or polypropylene fibre flock	42	42	480	480
56021000	Needleloom felt and stitch-bonded fibre fabrics	28.483	348.346	112.755	1.327.055
56022100	Felt of wool or fine animal hair; not impregnated, coated, covered or laminated	-	113	-	916
56022900	Felt of other textile material; not impregnated, coated, covered or laminated	-	95	-	122
56029000	Felt, impregnated, coated, covered or laminated; other than needleloom felt and stich-bonded fibre fabrics	35.176	294.349	119.986	758.291
56031100	Nonwovens, whether or not impregnated, coated, covered or laminated; of man-made filaments; weighing not more than 25g/m2	382.376	2.269.844	907.443	5.400.928
56031200	Nonwovens, whether or not impregnated, coated, covered or laminated; of man-made filaments; weighing more than 25g/m2 but not more than 70 g/m2	773.090	4.790.201	2.617.719	15.318.759
56031300	Nonwovens, whether or not impregnated, coated, covered or laminated; of man-made filaments; weighing more than 70g/m2 but not more than 150 g/m2	166.487	1.334.932	379.119	2.967.884
56031400	Nonwovens, whether or not impregnated, coated, covered or laminated; of man-made filaments; weighing more than 150 g/m2	61.041	310.981	241.708	1.136.646
56039100	Nonwovens, whether or not impregnated, coated, covered or laminated; other than of man-made filaments; weighing not more than 25g/m2	-	86.250	-	318.259
56039200	Nonwovens, whether or not impregnated, coated, covered or laminated; other than of man-made filaments; weighing more than 25g/m2 but not more than 70 g/m2	960.014	5.919.363	2.596.241	16.014.524
56039300	Nonwovens, whether or not impregnated, coated, covered or laminated; other than of man-made filaments; weighing more than 70g/m2 but not more than 150 g/m2	40	6.706	2.060	24.469
56039400	Nonwovens, whether or not impregnated, coated, covered or laminated; other than of man-made filaments; weighing more than 150 g/m2	98.477	905.274	477.315	3.585.161
56041000	Rubber thread and cord, textile covered	9	7.102	65	47.137
56049010	Textile yarn, and strip and the like of heading 5404 or 5405, impregnated, coated, covered or sheathed with rubber or plastics; imitation catgut, of silk yarn	-	1	-	30
56049020	Textile yarn, and strip and the like of heading 5404 or 5405, impregnated, coated, covered or sheathed with rubber or plastics; rubber impregnated textile thread yarn	238	357	16	6.066
56049030	Textile yarn, and strip and the like of heading 5404 or 5405, impregnated, coated, covered/sheathed with rubber/plastics; high tenacity yarn of polyesters, of nylon/oth polyamides/of viscose rayon	3.677	18.238	146.509	868.184
56049090	Textile yarn, and strip and the like of heading 5404 or 5405, impregnated, coated, covered or sheathed with rubber or plastics; other than those of HS 56049010 - 56049030	1	2.235	7	33.318
56050000	Metallised yarn, whether or not gimped, being textile yarn, or strip or the like of heading 5404 or 5405, combined with metal in the form of thread, strip or powder or covered with metal	7.355	11.331	58.555	216.948
56060000	Gimped yarn, and strip and the like of heading 5404 or 5405, gimped (other than those of heading 5605 and gimped horsehair yarn); chenille yarn (including flock chenille yarn); loop wale-yarn	-	41.204	-	221.065
56072100	Binder or baler twine whether or not plaited or braided and whether or not impregnated, coated, covered or sheathed with rubber or plastics; of sisal or other textile fibres of the genus Agave	20	23	8	872

Tabel 3 : Ekspor Indonesia menurut Komoditi ( Kode HS 8 digit )

Juli 2023

Kode H S	Uraian golongan barang	Berat bersih (Kg)		Nilai F.O.B. ( U S \$ )	
		Bulan ini	Kumulatif	Bulan ini	Kumulatif
		(1)	(2)	(3)	(4)
56072900	Twine, whether/not plaited/braided and whether/not impregnated, coated, covered/sheathed with rubber/plastics; oth than binder or baler twine; of sisal or other textile fibres of the genus Agave	27	135.457	462	314.642
56074100	Binder or baler twine whether or not plaited or braided and whether or not impregnated, coated, covered or sheathed with rubber or plastics; of polyethylene or polypropylene	20	671	342	14.566
56074900	Twine, whether/not plaited/braided and whether/not impregnated, coated, covered/sheathed with rubber/plastics; oth than binder or baler twine; of polyethylene or polypropylene	151.357	589.206	290.455	1.809.855
56075010	Oth synthetic fibres;V-belt cord of man-made fibres treated w/resorcinol formaldehyde;polyamide&polytetrafluoro-ethylene yarns measuring >10,000 decitex, used for sealing pumps,valves&similar articles	12.442	86.702	140.681	973.301
56075090	Other synthetic fibres; other than HS 56075010	7.579	257.273	36.322	1.027.270
56079010	Cordage, ropes and cables, whether or not plaited or braided and whether or not impregnated, coated, covered or sheathed with rubber or plastics; of artificial fibres	-	163	-	2.489
56079021	Cordage, ropes and cables, whether or not plaited or braided and whether or not impregnated, coated, covered or sheathed with rubber or plastics; of abaca (Manila hemp or Musa textilis Nee)	2.402	3.585	24.778	60.812
56079022	Cordage, ropes and cables, whether or not plaited or braided and whether or not impregnated, coated, covered or sheathed with rubber or plastics; of other hard (leaf) fibres	983	2.822	2.703	7.089
56079090	Cordage,ropes&cables,whether/not plaited/braided/impregnated,coated,covered/sheathed with rubber/plastics;oth than of abaca (Manila hemp/Musa textile Nee)/jute/oth textile bast fibres of heading 5303	4.384	31.426	32.219	253.019
56081100	Knotted netting of twine, cordage or rope; made up fishing nets; of man-made textile materials	249.713	1.458.758	1.766.164	10.987.999
56081920	Knotted netting of twine, cordage or rope; net bags; of man-made textile materials	20	25.898	40	57.525
56081990	Knotted netting of twine, cordage or rope; other than net bags; of man-made textile materials	14.177	60.316	40.282	226.528
56089010	Knotted netting of twine, cordage or rope; net bags; other than of man-made textile materials	26	5.848	185	3.361
56089090	Knotted netting of twine, cordage or rope; other than net bags; other than of man-made textile materials	35	939	44	3.946
56090000	Articles of yarn, strip or the like of heading 5404 or 5405, twine, cordage, rope or cables, not elsewhere specified or included	22.700	191.828	115.462	825.184
57011010	Prayer rugs, knotted, whether or not made up; of wool or fine animal hair,	42	2.538	159	1.520
57011090	Carpets and other textile floor coverings, knotted, whether or not made up; other than prayer rugs of wool or fine animal hair	1.996	25.711	19.286	126.432
57019011	Prayer rugs, knotted, whether or not made up; of cotton	4	402	152	1.616
57019019	Carpets and other textile floor covering, knotted, whether or not made up; of cotton; other than prayer rugs	129	3.041	299	10.202
57019099	Carpets and other textile floor covering, knotted, whether or not made up; other than of wool or fine animal hair or of cotton or of jute fibres; other than prayer rugs	258	1.820	6.533	43.878
57021000	"Kelem", "Schumacks", "Karamanie" and similar hand-woven rugs	-	14.592	-	13.666
57022000	Floor coverings of coconut fibres (coir)	-	261	-	845
57023100	Carpets and other textile floor coverings, woven, not tufted or floked; of pile construction, not made up; of wool or fine animal hair	-	26	-	160

Tabel 3 : Ekspor Indonesia menurut Komoditi ( Kode HS 8 digit )

Juli 2023

Kode H S	Uraian golongan barang	Berat bersih (Kg)		Nilai F.O.B. ( U S \$ )	
		Bulan ini	Kumulatif	Bulan ini	Kumulatif
		(1)	(2)	(3)	(4)
57023200	Carpets and other textile floor coverings, woven, not tufted or flocked; of pile construction, not made up; of man-made textile materials	3	8.369	1	7.370
57023910	Carpets and other textile floor coverings, woven, not tufted or flocked; of pile construction, not made up; other textile materials; of cotton	15	55	350	418
57023990	Carpets and other textile floor coverings, woven, not tufted or flocked; of pile construction, not made up; other textile materials; other than of cotton or of jute fibres	135	17.735	902	51.940
57024210	Prayer rugs; of pile construction, made up; of man - made textile materials	-	44.590	-	134.129
57024290	Carpets and other textile floor coverings, woven, not tufted or flocked; of pile construction, made up; of man - made textile materials; other than prayer rugs	395.798	2.444.873	1.037.482	6.414.437
57024920	Carpets and other textile floor coverings, woven, not tufted or flocked; of pile construction, made up; other textile materials; of jute fibres	-	4.580	-	44.126
57024999	Carpets and other textile floor coverings, woven, not tufted or flocked, of pile construction, made up; other textile materials; other than prayer rugs	470	3.296	32.201	92.406
57025010	Carpets and other textile floor coverings, woven, not tufted or flocked; not of pile construction, not made up; of cotton	2	13	170	265
57025090	Carpets and other textile floor coverings, woven, not tufted or flocked; not of pile construction, not made up; other than of cotton or of jute fibres	272	693	3.207	10.972
57029190	Carpets and other textile floor coverings, woven, not tufted or flocked; of not pile construction, made up; of wool or fine animal hair; other than prayer rugs	20	20	20	20
57029210	Prayer rugs; of man - made textile materials; not of pile construction, made up	-	12.665	-	55.697
57029290	Carpets and other textile floor coverings, woven, not tufted or flocked; of not pile construction, made up; of man - made textile materials; other than prayer rugs	332	1.226	3.135	5.628
57029911	Prayer rugs; of cotton; other textile materials; not pile construction, made up	-	70	-	12
57029999	Carpets and other textile floor coverings, woven, not tufted or flocked; of not pile construction, made up; of other textile materials; other than prayer rugs; other than cotton or of jute fibres	77	826	1.523	12.450
57031010	Floor mats of a kind used for motor vehicles of headings 8702, 8703 or 8704; of wool or fine animal hair	-	230	-	379
57031020	Prayer rugs; of wool or fine animal hair	-	185	-	468
57031030	Flooring carpets of a kind used for motor vehicles of headings 8702, 8703 or 8704; of wool or fine animal hair	118	321.983	1.542	662.728
57031090	Carpets and other textile floor coverings, tufted, whether or not made up; of wool or fine animal hair; n.e.c. of subheading 570310	1.710	6.282	38.324	99.488
57032990	Carpets and other textile floor coverings, tufted, whether or not made up; of nylon or other polyamides; other than prayer rugs	68.360	445.962	305.334	2.096.808
57033100	Turf of other man-made textile materials	42	4.002	322	18.110
57033910	Prayer rugs of other man-made textile materials	-	4.176	-	41.582
57033990	Carpets and other textile floor coverings, tufted, whether or not made up; of other man-made textile materials; other than prayer rugs	243.053	1.772.148	678.726	5.176.753
57039011	Prayer rugs; of cotton; other textile materials	-	60	-	198
57039019	Carpets and other textile floor coverings, tufted, whether or not made up; of cotton other textile materials; other than prayer rugs	4	3.636	88	13.681
57039029	Carpets and other textile floor coverings, tufted, whether or not made up; of jute fibres; other than those of HS 57031010 - 57031030	3	14	71	156

**Tabel 3 : Ekspor Indonesia menurut Komoditi ( Kode HS 8 digit )**

**Juli 2023**

Kode H S	Uraian golongan barang	Berat bersih (Kg)		Nilai F.O.B. ( U S \$ )	
		Bulan ini	Kumulatif	Bulan ini	Kumulatif
		(1)	(2)	(3)	(4)
57039091	Floor mats of a kind used for motor vehicles of headings 8702, 8703 or 8704 of other textile materials; other than of cotton or of jute fibres	1.130	4.649	13.257	54.963
57039093	Flooring carpets of a kind used for motor vehicles of headings 8702, 8703 or 8704, of other textile materials; other than of cotton or of jute fibres	80	968	943	20.115
57039099	Carpets and other textile floor coverings, tufted, whether or not made up, of other textile materials; other than of cotton or of jute fibres; n.e.c. in heading 5703	19.244	106.852	24.810	119.997
57042000	Tiles, having a maximum surface area exceeding 0.3 m2 but not exceeding 1 m2; of felt, not tufted or flocked, won made up	-	1	-	1
57049000	Tiles, having a minimum surface area exceeding 1 m2; of felt, not tufted or flocked, whether or not made up	185.454	1.048.959	429.342	1.954.452
57050011	Prayer rugs of cotton, whether or not made up; other than those of heading 5701-5704	2.871	14.003	8.516	52.930
57050019	Carpets and other textile floor coverings, whether or not made up; of cotton; other than those of heading 5701-5704; other than prayer rug	2.529	15.540	2.999	25.597
57050021	Nonwoven floor coverings, of a kind used for motor vehicles of heading 8702, 8703 or 8704; other than those of heading 5701-5704; of jute fibres	-	195	-	360
57050029	Carpets and other textile floor coverings, other than those of heading 5701-5704; of jute fibres; other than those of HS 57050021	5.913	32.105	30.085	162.698
57050091	Prayer rugs other than those of heading 5701-5704; other than of cotton or of jute fibres	-	402	-	2.121
57050092	Nonwoven floor coverings, of a kind used for motor vehicles of heading 8702, 8703 or 8704; other than of cotton or of jute fibres; other than those of heading 5701-5704	77.608	678.848	519.687	4.532.639
57050099	Carpet and other textile floor coverings, whether or not made up, other than those of heading 5701-5704; other than of cotton or of jute fibres; n.e.c in heading 5705	56.358	330.668	367.801	1.803.519
58011090	Woven pile fabrics and chenille fabrics, other than fabrics of heading 5802 or 5806; of wool or fine animal hair; other than coated, covered or laminated	-	173	-	2.993
58012190	Uncut weft pile fabrics, woven, other than fabrics of heading 5802 or 5806; other than coated, covered or laminated; of cotton	-	151	-	3.000
58012210	Woven pile fabrics, other than fabrics of heading 5802 or 5806; cut corduroy; coated, covered or laminated; of cotton	-	16	-	1
58012290	Woven pile fabrics, other than fabrics of heading 5802 or 5806; cut corduroy; other than coated, covered or laminated; of cotton	196	855	1.466	17.813
58012710	Warp pile fabrics, other than fabrics of heading 5802 or 5806; coated, covered or laminated; of cotton	12.799	14.111	75.129	76.224
58013610	Chenille fabrics, other than fabrics of heading 5802 or 5806; of man-made fibres; coated, covered or laminated	-	748	-	3.033
58013690	Chenille fabrics, other than fabrics of heading 5802 or 5806; of man-made fibres; other than coated, covered or laminated	-	3.237	-	17.411
58013711	Warp pile fabrics; coated, covered or laminated; with cut pile	4.980	23.742	30.550	231.731
58013712	Warp pile fabrics; coated, covered or laminated; with uncut pile	5.663	47.716	118.245	792.141
58019019	Woven pile fabrics and chenille fabrics, other than fabrics of heading 5802 or 5806; of silk; of other textile materials; other than coated, covered or laminated	24	132	1.705	1.885
58019099	Woven pile fabrics and chenille fabrics, other than fabrics of heading 5802 or 5806; other than of silk; other than coated, covered or laminated	3	2.742	2	3.961

**Tabel 3 : Ekspor Indonesia menurut Komoditi ( Kode HS 8 digit )**

**Juli 2023**

Kode H S	Uraian golongan barang	Berat bersih (Kg)		Nilai F.O.B. ( U S \$ )	
		Bulan ini	Kumulatif	Bulan ini	Kumulatif
		(1)	(2)	(3)	(4)
58021010	Terry towelling and similar woven terry fabrics, of cotton; unbleached	17	17	86	86
58021090	Terry towelling and similar woven terry fabrics, of cotton; bleached	106	622	3.246	5.587
58022090	Terry towelling and similar woven terry fabrics, of other textile materials; other than of wool or fine animal hair	1	44	7	636
58023020	Tufted textile fabrics, other than products of heading 5703; woven, of cotton or of man-made fibres	32	1.419	382	3.332
58023090	Tufted textile fabrics, other than heading 5703, other than of impregnated, coated or covered, of woven, of cotton or of man-made fibres or of other materials	4	403	37	5.960
58030010	Gauze, other than narrow fabrics of heading 5806; made of cotton	-	16.429	-	30.080
58030090	Gauze, other than narrow fabrics of heading 5806; other than of cotton, of man made fibres or of wool or fine animal hair	22.965	64.748	68.331	195.783
58041019	Tulles and other net fabrics, other than fabrics of headings 6002 to 6006; of silk; other than impregnated, coated, covered or laminated	2.623	2.654	5.340	5.788
58041021	Tulles and other net fabrics, other than fabrics of headings 6002 to 6006; of cotton; impregnated, coated, covered or laminated	-	1	-	0
58041029	Tulles and other net fabrics, other than fabrics of headings 6002 to 6006; of cotton; other than impregnated, coated, covered or laminated	178	179	2.657	2.757
58041099	Tulles and other net fabrics, other than fabrics of headings 6002 to 6006; other than of silk or of cotton; other than impregnated, coated, covered or laminated	4.358	82.905	50.361	607.994
58042110	Mechanically made lace; of man-made fibres; impregnated, coated, covered or laminated	140	143	70	122
58042190	Mechanically made lace; of man-made fibres; other than impregnated, coated, covered or laminated	32.339	206.253	329.743	2.101.154
58042910	Mechanically made lace; of other textile materials; impregnated, coated, covered or laminated	-	0	-	1
58042990	Mechanically made lace; of other textile materials; other than impregnated, coated, covered or laminated	118	1.539	854	15.137
58043000	Hand-made lace	1.756	2.249	18.015	24.891
58050010	Hand-woven tapestries of the type Gobelins, Flanders, Aubusson, Beauvais and the like, and needle-worked tapestries (for example, petit point, cross stitch), whether or not made up; of cotton	-	121	-	1.600
58050090	Hand-woven tapestries of the type Gobelins, Flanders, Aubusson, Beauvais and the like, and needle-worked tapestries (for example, petit point, cross stitch), whether or not made up; oth than of cotton	10	384	269	7.163
58061020	Woven pile fabrics (including terry towelling and similar terry fabrics) and chenille fabrics other than goods of heading 5807; of cotton	9	9	30	30
58061090	Woven pile fabrics (including terry towelling and similar terry fabrics) and chenille fabrics other than goods of heading 5807; other than of silik or of cotton	533	14.915	1.955	65.659
58062010	Tape of a kind used to wrap the grips or handles of sports equipment; containing by weight 5 % or more of elastomeric yarn or rubber thread	30.871	209.125	1.152.283	7.640.365
58062090	Narrow woven fabrics, oth thn goods of heading 5807; containing by weight 5 % or more of elastomeric yarn or rubber thread; oth than tape of a kind use to wrap the grips or handles of sports equipment	71.152	303.845	805.006	4.202.770
58063110	Narrow woven fabrics suitable for the manufacture of inked ribbons for typewriters or similar machines; other woven fabrics; of cotton	10	12	25	41



Tabel 3 : Ekspor Indonesia menurut Komoditi ( Kode HS 8 digit )

Juli 2023

Kode H S	Uraian golongan barang	Berat bersih (Kg)		Nilai F.O.B. ( U S \$ )	
		Bulan ini	Kumulatif	Bulan ini	Kumulatif
		(1)	(2)	(3)	(4)
58063120	Backing of a kind used for electrical insulating paper; other woven fabrics; of cotton	-	1.000	-	5.049
58063190	Other woven fabrics of cotton; other than those of HS 58063110 - 58063130	151	5.788	3.341	30.007
58063210	Narrow woven fabrics suitable for the manufacture of inked ribbons for typewriters or similar machines; safety seat belt fabrics; other woven fabrics; of man-made fibres	2	1.541	150	637
58063250	Ribbons of a kind used for making slide fasteners and of a width not exceeding 12 mm; other woven fabrics; of man-made fibres	-	360	-	7.329
58063290	Other woven fabrics of man-made fabrics; other than those of HS 58063210 or 58063240 or 58063250	19.447	119.786	198.410	933.297
58063910	Other woven fabrics; of other textile materials; of silk	11	834	12	23.015
58063992	Narrow woven fabrics suitable for the manufacture of inked ribbons for typewriters or similar machines; other than of silk; of other than materials	26	27	508	513
58063993	Ribbons of a kind used for making slide fasteners and of a width not exceeding 12 mm; other than of silk; of other textile materials	-	1	-	8
58063999	Other woven fabrics of other textile materials; other than silk; other than those of HS 58063991 - 58063993	49	58.424	1.074	283.733
58064000	Fabrics consisting of warp without weft assembled by means of an adhesive (bolducs)	0	34	1	564
58071000	Labels, badges and similar articles of textile materials, in the piece, in strips or cut to shape or size, not embroidered; woven	514	5.625	16.120	492.114
58079010	Labels, badges and similar articles of textile materials, in the piece, in strips or cut to shape or size, not embroidered; of nonwoven fabrics	2	26	12	3.334
58079090	Labels, badges and similar articles of textile materials, in the piece, in strips or cut to shape or size, not embroidered; other than woven or of nonwoven fabrics	1.702	33.636	35.939	362.851
58081010	Braids in the piece; combined with rubber thread	9	430	97	9.354
58081090	Braids in the piece; other than combined with rubber thread	402	1.609	2.080	13.911
58089010	Ornamental trimmings in the piece, without embroidery, other than knitted or crocheted; tassels, pompons and similar articles; combined with rubber thread	37	49	813	990
58089090	Ornamental trimmings in the piece, without embroidery, other than knitted or crocheted; tassels, pompons and similar articles; other than combined with rubber thread	5.387	11.468	7.437	45.128
58090000	Woven fabrics of metal thread and woven fabrics of metallised yarn of heading 5605, of a kind used in apparel, as furnishing fabrics or for similar purposes, not elsewhere specified or included	-	356	-	8.012
58101000	Embroidery without visible ground, in the piece, in strips or in motifs	368	10.455	32.971	596.500
58109100	Embroidery with visible ground; of cotton; in the piece, in strips or in motifs	2.026	16.249	40.536	203.401
58109200	Embroidery with visible ground; of man-made fibres; in the piece, in strips or in motifs	1.751	13.302	32.404	284.122
58109900	Embroidery with visible ground; of other textile materials; in the piece, in strips or in motifs	4.313	69.916	44.143	538.592
58110010	Quilted textile products in the piece, composed of one/more layers of textile materials assembled w/padding by stitching/otherwise, oth thn embroidery of heading 5810; of wool/fine/coarse animal hair	-	34	-	1.587
58110090	Quilted textile products in the piece, composed of one or more layers of textile materials assembled with padding by stitching/otherwise; oth than embroidery of heading 5810; n.e.c. in heading 5811	51	11.212	711	326.810
59011000	Textile fabrics coated with gum or amylaceous substances, of a kind used for the outer covers of books or the like	11.359	60.212	53.113	273.616

Tabel 3 : Ekspor Indonesia menurut Komoditi ( Kode HS 8 digit )

Juli 2023

Kode H S	Uraian golongan barang	Berat bersih (Kg)		Nilai F.O.B. ( U S \$ )	
		Bulan ini	Kumulatif	Bulan ini	Kumulatif
		(1)	(2)	(3)	(4)
59019010	Textile fabrics coated with gum or amylaceous substances; tracing cloth	-	540	-	150
59019020	Textile fabrics coated with gum or amylaceous substances; prepared painting canvas	639	7.813	8.596	76.635
59019090	Textile fabrics coated with gum or amylaceous substances; buckram and similar stiffened textile fabrics of a kind used for hat foundations	1.037	5.779	7.573	56.356
59021019	Tyre cord fabric of high tenacity yarn; of nylon or other polyamides; of chafer fabric, rubberised; other than of nylon-6 yarn	2.406	3.489	21.614	33.126
59021091	Tyre cord fabric of high tenacity yarn; of nylon or other polyamides; other than chafer fabric, rubberised; of nylon-6 yarn	630.190	4.622.411	3.235.003	25.147.388
59021099	Tyre cord fabric of high tenacity yarn; of nylon or other polyamides; other than chafer fabric, rubberised; other than nylon-6 yarn	12	151	1.324	4.592
59022020	Tyre cord fabric of high tenacity yarn; of polyester; of chafer fabric, rubberised	-	9.614	-	117.804
59022099	Tyre cord fabric of high tenacity yarn of polyester; other than of chafer fabric, rubberised or containing cotton	1.161.426	6.851.075	3.359.103	20.963.947
59029000	Tyre cord fabric of high tenacity yarn; other than of nylon or other polyamides; other than of polyester	-	1	-	81
59031010	Textile fabrics impregnated, coated, covered or laminated with poly (vinyl chloride), other than those of heading 5902; with polyurethane; interlining	31.533	361.713	165.038	1.667.384
59031090	Textile fabrics impregnated, coated, covered or laminated with poly (vinyl chloride), other than those of heading 5902; with polyurethane; other than interlining	78.243	400.556	273.109	2.772.025
59032000	Textile fabrics impregnated, coated, covered or laminated with plastics, other than those of heading 5902; with polyurethane	136.332	1.068.887	1.217.237	11.286.544
59039010	Canvas-type fabrics impregnated, coated, covered or laminated with nylon or other polyamides	2.731	9.445	18.507	65.376
59039090	Textile fabrics impregnated, coated, covered or laminated with plastics, other than those of heading 5902; n.e.c. in heading 5903	19.112	174.878	174.013	1.116.681
59041000	Linoleum, whether or not cut to shape	-	577	-	5.678
59050090	Textile wall coverings; other than of wool or fine or coarse animal hair	1.466	3.585	83.834	199.550
59061000	Adhesive tape of a width not exceeding 20 cm	235.425	1.481.283	946.221	5.939.733
59069100	Rubberised textile fabrics, other than those of heading 5902; knitted or crocheted; other than adhesive tape of a width not exceeding 20 cm	1	785	23	31.162
59069990	Rubberised textile fabrics, other than those of heading 5902; n.e.c. in heading 5906	195.721	851.665	708.519	3.079.913
59070010	Fabrics impregnated, coated or covered with oil or oil-based preparations	-	11	-	1.252
59070030	Fabrics impregnated, coated or covered with fire resistant substances	-	32	-	2.451
59070040	Fabrics impregnated, coated or covered with flock velvet, the entire surface of which is covered with textile flock	3.750	7.500	1.520	20.188
59070090	Textile fabrics otherwise impregnated, coated or covered; painted canvas being theatrical scenery, studio back-cloths or the like; n.e.c. in heading 5907	-	379	-	36.027
59080090	Textile woven, plaited or knitted, for lamps, stoves, lighters, candles or the like; tubular knitted gas mantle fabric therefor, whether or not impregnated	6.722	7.193	23.640	24.092
59090090	Textile hosepiping and similar textile tubing, with or without lining, armour or accessories of other materials; other than fire hoses	-	60	-	1.261

Tabel 3 : Ekspor Indonesia menurut Komoditi ( Kode HS 8 digit )

Juli 2023

Kode H S	Uraian golongan barang	Berat bersih (Kg)		Nilai F.O.B. ( U S \$ )	
		Bulan ini	Kumulatif	Bulan ini	Kumulatif
		(1)	(2)	(3)	(4)
59100000	Transmission or conveyor belts or belting, of textile material, whether or not impregnated, coated, covered or laminated with plastics, or reinforced with metal or other material	4.337	6.560	245.754	432.716
59111000	Textile fabrics, felt & felt-lined woven fabrics, coat/cover w/ rubber, leather/oth, used for card clothing & technic purpose	69	2.557	138	9.933
59112000	Bolting cloth, whether or not made up	5.779	30.801	314.378	1.726.793
59113100	Textile fabrics and felts, endless or fitted with linking devices, used in paper-making or similar machines, weighing less than 650 g/m <sup>2</sup>	-	150	-	4.391
59113200	Textile fabrics and felts, endless or fitted with linking devices, used in paper-making or similar machines, weighing 650 g/m <sup>2</sup> or more	8	8	53	53
59114000	Filtering or straining cloth of a kind used in oil presses or the like, including that of human hair	5	27	126	533
59119010	Textile products and articles, for technical uses, specified in Note 8 to this Chapter; gaskets and seals	31	2.123	762	37.207
59119090	Textile products and articles, for technical uses, specified in Note 8 to this Chapter; other than gaskets and seals	34.942	546.234	515.620	4.817.224
60011000	"Long pile" fabrics, knitted or crocheted	63.676	421.969	803.159	4.136.157
60012100	Looped pile fabrics; of cotton; knitted or crocheted	67.062	95.823	744.896	1.056.921
60012200	Looped pile fabrics; of man made fibres; knitted or crocheted	2.084	112.167	13.598	1.073.139
60012900	Looped pile fabrics; of other textile materials; knitted or crocheted	121	2.459	719	4.279
60019100	Pile fabrics, other than long pile fabrics and looped pile fabric; of cotton; knitted or crocheted	3	548	49	925
60019220	Pile fabrics of 100 % polyester staple fibres, of a width not less than 635 mm but not more than 762 mm, suitable for use in the manufacture of paint rollers; of man-made fibres	11	1.135	60	11.905
60019290	Pile fabrics, other than long pile fabrics & looped pile; of man-made fibre; other than pile fabrics of 100 % polyester staple fibres, of a width ≥ 635 mm but ≤ 762 mm & containing elastomeric yarn/rubber thread	14.830	184.668	143.229	1.240.500
60019900	Pile fabrics, other than "long pile" fabrics or looped pile fabric, knitted or crocheted; of other textile materials	26	319	1.328	10.545
60024000	Knitted or crocheted fabrics; containing by weight 5 % or more of elastomeric yarn or rubber thread, other than those of heading 6001	1	16	37	376
60029000	Knitted or crocheted fabrics of a width not exceeding 30 cm, of elastomeric yarn or rubber thread, other than those of heading 6001	17.873	67.262	185.996	714.422
60032000	Knitted or crocheted fabrics of a width not exceeding 30 cm, other than those of heading 6001 or 6002; of cotton	158	872	1.681	3.839
60033000	Knitted or crocheted fabrics of a width not exceeding 30 cm, other than those of heading 6001 or 6002; of synthetic fibres	-	273	-	16.589
60039000	Knitted or crocheted fabrics of a width not exceeding 30 cm, other than those of heading 6001 or 6002; n.e.c. in heading 6003	1.762	1.780	111	554
60041010	Knitted or crocheted fabrics of a width exceeding 30 cm, containing by weight 5 % or more but not more than 20 % of elastomeric yarn but not containing rubber thread, other than those of heading 6001	94.061	217.084	505.453	1.398.677
60041090	Knitted or crocheted fabrics of a width exceeding 30 cm, containing by weight more than 20 % of elastomeric yarn but not containing rubber thread; other than those of heading 6001	282.872	1.652.574	2.011.476	10.995.369
60049000	Knitted or crocheted fabrics of a width exceeding 30 cm, containing by weight 5 % or more of elastomeric yarn containing rubber thread, other than those of heading 6001	93.692	767.425	1.092.139	8.471.137
60052100	Warp knit fabrics (including those made on galloon knitting machines), other than those of headings 6001 to 6004; of cotton; unbleached or bleached	9	8.338	168	50.125

Tabel 3 : Ekspor Indonesia menurut Komoditi ( Kode HS 8 digit )

Juli 2023

Kode H S	Uraian golongan barang	Berat bersih (Kg)		Nilai F.O.B. ( U S \$ )	
		Bulan ini	Kumulatif	Bulan ini	Kumulatif
		(1)	(2)	(3)	(4)
60052200	Warp knit fabrics (including those made on galloon knitting machines), other than those of headings 6001 to 6004; of cotton; dyed	18.718	90.301	250.984	571.138
60053500	Warp knit fabrics (including those made on galloon knitting machines), other than those of headings 6001 to 6004; of synthetic fibres; fabrics specified in Subheading Note 1 to this Chapter	0	117	2	1.771
60053610	Knitted swimwear fabrics of polyester and polybutylene terephthalate in which polyester predominates by weight; unbleached or bleached; other than those of heading 6001 to 6004	85	1.782	832	20.384
60053690	Warp knit fabrics (incl those made on galloon knitting machines), other than those of headings 6001 to 6004; of synthetic fibres; unbleached or bleached; other than those of HS 60053610	122	15.366	892	87.427
60053710	Knitted swimwear fabrics of polyester and polybutylene terephthalate in which polyester predominates by weight; dyed; other than those of heading 6001 to 6004	-	22	-	140
60053790	Warp knit fabrics (incl those made on galloon knitting machines), other than those of headings 6001 to 6004; of synthetic fibres; dyed; other than those of HS 60053710	19.734	133.533	213.589	945.020
60053890	Warp knit fabrics (incl those made on galloon knitting machines), other than those of headings 6001 to 6004; of synthetic fibres; of yarns of different colours; other than those of HS 60053810	28.592	138.946	69.074	368.691
60053910	Knitted swimwear fabrics of polyester and polybutylene terephthalate in which polyester predominates by weight; printed	-	9.558	-	406.212
60053990	Warp knit fabrics (incl those made on galloon knitting machines), other than those of headings 6001 to 6004; of synthetic fibres; printed; other than those of HS 60053910	11.210	11.463	29.304	35.187
60054200	Warp knit fabrics (including those made on galloon knitting machines), other than those of headings 6001 to 6004; of artificial fibres; dyed	-	681	-	7.124
60059010	Warp knit fabrics (including those made on galloon knitting machines), oth than in headings 6001-6004; oth than of cotton or of synthetic fibres or of artificial fibres; of wool or fine animal hair	-	11	-	96
60059090	Warp knit fabrics (incl those made on galloon knitting machines), oth than in headings 6001-6004; oth than of cotton or of synthetic fibres or of artificial fibres; oth than of wool/ fine animal hair	613	5.684	2.143	22.577
60061000	Fabrics; knitted or crocheted fabrics, other than those of headings 6001 to 6005; of wool or fine animal hair	11	14	303	389
60062100	Fabrics; knitted or crocheted fabrics, other than those of headings 6001 to 6005; of cotton; unbleached or bleached	703	20.994	3.154	150.682
60062200	Fabrics; knitted or crocheted fabrics, other than those of headings 6001 to 6005; of cotton; dyed	209.422	2.017.780	1.976.683	13.869.500
60062300	Fabrics; knitted or crocheted fabrics, other than those of headings 6001 to 6005; of cotton; of yarn of different colours	16.290	28.801	184.411	299.270
60062400	Fabrics; knitted or crocheted fabrics, other than those of headings 6001 to 6005; of cotton; printed	2.262	38.120	28.976	480.172
60063110	Knitted or crocheted fabrics, other than those of headings 6001 to 6005 ; of synthetic fibres; nylon fibre mesh of a kind used as backing material for mosaic tiles; unbleached or bleached	431	503	8.933	10.134
60063120	Knitted or crocheted fabrics, other than those of headings 6001 to 6005; of synthetic fibres; elastic (combined with rubber threads); unbleached or bleached	11	80	18	488
60063190	Knitted or crocheted fabrics, other than of headings 6001 to 6005; of synthetic fibres; unbleached or bleached; other than those of HS 60063110 or 60063120	200.428	1.072.003	936.690	5.426.357

Tabel 3 : Ekspor Indonesia menurut Komoditi ( Kode HS 8 digit )

Juli 2023

Kode H S	Uraian golongan barang	Berat bersih (Kg)		Nilai F.O.B. ( U S \$ )	
		Bulan ini	Kumulatif	Bulan ini	Kumulatif
(1)	(2)	(3)	(4)	(5)	(6)
60063210	Knitted or crocheted fabrics, other than those of headings 6001 to 6005; of synthetic fibres; nylon fibre mesh of a kind used as backing material for mosaic tiles; dyed	-	979	-	9.384
60063220	Knitted or crocheted fabrics, other than those of headings 6001 to 6005; of synthetic fibres; elastic (combined with rubber threads); dyed	-	16.534	-	1.887
60063290	Knitted or crocheted fabrics, other than of headings 6001 to 6005; of synthetic fibres; dyed; other than those of HS 60063210 or 60063220	120.202	816.819	1.009.528	6.096.831
60063390	Knitted or crocheted fabrics, other than of headings 6001 to 6005; of synthetic fibres; of yarns of different colours; other than those of HS 60063310	98.394	821.517	497.569	3.879.852
60063490	Knitted or crocheted fabrics, other than of headings 6001 to 6005; of synthetic fibres; printed; other than those of HS 60063410	29	8.165	33	26.904
60064110	Knitted or crocheted fabrics, other than those of headings 6001 to 6005; of artificial fibres; elastic (combined with rubber threads); unbleached or bleached	43	43	43	43
60064190	Knitted or crocheted fabrics, other than those of headings 6001 to 6005; of artificial fibres; other than elastic (combined with rubber threads); unbleached or bleached	-	561	-	634
60064210	Knitted or crocheted fabrics, other than those of headings 6001 to 6005; of artificial fibres; elastic (combined with rubber threads); dyed	-	6	-	29
60064290	Knitted or crocheted fabrics, other than those of headings 6001 to 6005; of artificial fibres; other than elastic (combined with rubber threads); dyed	12	4.360	42	3.903
60064310	Knitted or crocheted fabrics, other than those of headings 6001 to 6005; of artificial fibres; elastic (combined with rubber threads); of yarn of different colours	-	0	-	2
60064390	Knitted or crocheted fabrics, other than those of headings 6001 to 6005; of artificial fibres; other than elastic (combined with rubber threads); of yarn of different colours	101	154	3.015	3.044
60064490	Knitted or crocheted fabrics, other than those of headings 6001 to 6005; of artificial fibres; other than elastic (combined with rubber threads); printed	0	3	1	8
60069000	Knitted or crocheted fabrics, other than those of headings 6001 to 6005; other than of wool or animal hair or of cotton or of synthetic fibres or of artificial fibres	49.505	372.374	309.609	1.887.118
61012000	Men's or boys' overcoats, car-coats, capes, cloaks, anoraks (including ski-jackets), wind-cheaters, wind-jackets and similar articles, knitted or crocheted, other than those of heading 6103; of cotton	206.781	967.632	3.262.910	15.983.252
61013000	Men's or boys' overcoats, car-coats, capes, cloaks, anoraks (incl ski-jackets), wind-cheaters, wind-jackets and similar articles, knitted /crocheted, oth than those of heading 6103; of man-made fibres	72.634	500.489	1.691.921	11.839.721
61019000	Men's or boys' overcoats, car-coats, capes, cloaks, anoraks(incl ski-jackets), wind-cheaters, wind-jackets&similar articles, knitted/crocheted,oth than those of heading 6103;of other textile materials	60.218	607.393	1.921.666	18.858.901
61021000	Women's or girls' overcoats, car-coats, capes, cloaks, anoraks(incl ski-jackets), wind-cheaters, wind-jackets&similar articles, knitted/crocheted,oth than those of heading 6104;of wool/fine animal hair	1	205	1.749	8.548
61022000	Women's or girls' overcoats, car-coats, capes, cloaks, anoraks (incl ski-jackets), wind-cheaters, wind-jackets and similar articles, knitted or crocheted, oth than those of heading 6104; of cotton	558.242	2.359.029	12.290.679	43.541.193

Tabel 3 : Ekspor Indonesia menurut Komoditi ( Kode HS 8 digit )

Juli 2023

Kode H S	Uraian golongan barang	Berat bersih (Kg)		Nilai F.O.B. ( U S \$ )	
		Bulan ini	Kumulatif	Bulan ini	Kumulatif
(1)	(2)	(3)	(4)	(5)	(6)
61023000	Women's or girls' overcoats, car-coats, capes, cloaks, anoraks(incl ski-jackets), wind-cheaters, wind-jackets & similar articles, knitted/crocheted,oth than those of heading 6104; of man-made fibres	244.558	920.207	4.913.570	21.562.003
61029000	Women's or girls' overcoats, car-coats, capes, cloaks, anoraks(incl ski-jackets), wind-cheaters, wind-jackets&similar articles,knitted/crocheted,oth than those of heading 6104;of oth textile materials	204.236	335.459	2.900.086	5.980.085
61031000	Men's or boys' suits, knitted or crocheted	45.779	189.718	109.450	2.347.876
61032200	Men's or boys' ensembles, knitted or crocheted; of cotton	57.045	360.916	1.192.735	9.017.332
61032300	Men's or boys' ensembles, knitted or crocheted; of synthetic fibres	4.112	6.514	64.528	117.632
61032900	Men's or boys' ensembles, knitted or crocheted; of other textile materials	4.925	80.713	188.186	2.542.468
61033100	Men's or boys' jackets and blazers, knitted or crocheted; of wool or fine animal hair	16	28	11.983	16.227
61033200	Men's or boys' jackets and blazers, knitted or crocheted; of cotton	92.777	275.642	1.243.040	4.753.560
61033300	Men's or boys' jackets and blazers, knitted or crocheted; of cotton	24.769	92.066	877.807	3.363.358
61033910	Men's or boys' jackets and blazers, knitted or crocheted; of other textile materials; ramie, linen or silk	224	1.349	8.585	47.098
61033990	Men's or boys' jackets and blazers, knitted or crocheted; of other textile materials; other than of ramie, linen or silk	25.539	301.250	423.816	8.099.666
61034100	Men's or boys' trousers, bib and brace overalls, breeches and shorts (other than swimwear), knitted or crocheted; of wool or fine animal hair	63	584	9.702	65.560
61034200	Men's or boys' trousers, bib and brace overalls, breeches and shorts (other than swimwear), knitted or crocheted; of cotton	1.355.633	5.733.806	21.798.615	98.098.634
61034300	Men's or boys' trousers, bib and brace overalls, breeches and shorts (other than swimwear), knitted or crocheted; of synthetic fibres	263.004	1.787.768	7.507.770	48.837.320
61034900	Men's or boys' trousers, bib and brace overalls, breeches and shorts (other than swimwear), knitted or crocheted; of other textile materials	110.605	1.353.068	2.580.875	30.697.826
61041300	Women's or girls' suits, knitted or crocheted; of synthetic fibres	2.896	10.449	83.513	304.693
61041920	Women's or girls' suits, knitted or crocheted; of other textile materials; of cotton	5.156	36.018	83.494	777.167
61041990	Women's or girls' suits, knitted or crocheted; of other textile materials; other than of cotton	53.860	440.077	1.025.125	7.774.447
61042200	Women's or girls' ensembles, knitted or crocheted; of cotton	463	25.898	18.138	970.424
61042300	Women's or girls' ensembles, knitted or crocheted; of synthetic fibres	195	48.227	12.445	1.267.057
61042900	Women's or girls' ensembles, knitted or crocheted; of other textile materials	2	3.495	201	66.249
61043100	Women's or girls' jackets and blazers, knitted or crocheted; of wool or fine animal hair	5.887	11.702	323.893	659.461
61043200	Women's or girls' jackets and blazers, knitted or crocheted; of cotton	71.649	199.760	1.472.331	5.600.748
61043300	Women's or girls' jackets and blazers, knitted or crocheted; of synthetic fibres	74.600	269.044	1.967.248	7.431.484
61043900	Women's or girls' jackets and blazers, knitted or crocheted; of other textile materials	4.998	90.777	102.548	2.204.985
61044100	Women's or girls' dresses, knitted or crocheted; of wool or fine animal hair	-	1	-	122
61044200	Women's or girls' dresses, knitted or crocheted; of cotton	281.798	1.828.000	5.583.118	39.802.172
61044300	Women's or girls' dresses, knitted or crocheted; of synthetic fibres	176.126	1.257.134	3.266.869	21.374.960
61044400	Women's or girls' dresses, knitted or crocheted; of artificial fibres	23.093	349.738	547.788	6.477.507

Tabel 3 : Ekspor Indonesia menurut Komoditi ( Kode HS 8 digit )

Juli 2023

Kode H S	Uraian golongan barang	Berat bersih (Kg)		Nilai F.O.B. ( U S \$ )	
		Bulan ini	Kumulatif	Bulan ini	Kumulatif
		(1)	(2)	(3)	(4)
61044900	Women's or girls' dresses, knitted or crocheted; of other textile materials	264.450	2.695.868	1.581.910	17.281.471
61045100	Women's or girls' skirts and divided skirts, knitted or crocheted; of wool or fine animal hair	-	4	-	9.772
61045200	Women's or girls' skirts and divided skirts, knitted or crocheted; of cotton	33.964	318.150	862.422	7.082.729
61045300	Women's or girls' skirts and divided skirts, knitted or crocheted; of synthetic fibres	12.001	111.225	403.178	3.351.643
61045900	Women's or girls' skirts and divided skirts, knitted or crocheted; of other textile materials	6.358	96.222	119.034	1.803.579
61046100	Women's or girls' trousers, bib and brace overalls, breeches and shorts (other than swimwear), knitted or crocheted; of wool or fine animal hair	72	2.043	7.085	149.371
61046200	Women's or girls' trousers, bib and brace overalls, breeches and shorts (other than swimwear), knitted or crocheted; of cotton	1.799.283	8.697.382	31.065.705	164.683.149
61046300	Women's or girls' trousers, bib and brace overalls, breeches and shorts (other than swimwear), knitted or crocheted; of synthetic fibres	558.520	3.130.737	13.543.520	72.871.762
61046900	Women's or girls' trousers, bib and brace overalls, breeches and shorts (other than swimwear), knitted or crocheted; of other textile materials	258.670	1.385.295	5.124.009	35.614.606
61051000	Men's or boys' shirts, knitted or crocheted; of cotton	292.013	2.274.765	6.759.389	53.067.885
61052010	Men's or boys' shirts, knitted or crocheted; of man-made fibres; of synthetic fibres	167.146	766.598	4.834.756	24.568.526
61052020	Men's or boys' shirts, knitted or crocheted; of man-made fibres; of artificial fibres	52.236	547.040	1.170.099	14.850.759
61059000	Men's or boys' shirts, knitted or crocheted; of other textile materials	44.465	293.320	387.664	2.683.585
61061000	Women's or girls' blouses, shirts and shirt-blouses, knitted or crocheted; of cotton	261.319	2.124.613	5.340.263	45.724.631
61062000	Women's or girls' blouses, shirts and shirt-blouses, knitted or crocheted; of man-made fibres	97.927	1.204.320	2.820.078	29.210.853
61069000	Women's or girls' blouses, shirts and shirt-blouses, knitted or crocheted; of other textile materials	24.992	298.162	454.242	6.967.215
61071100	Men's or boys' underpants and briefs, knitted or crocheted; of cotton	24.564	312.712	520.181	5.971.671
61071200	Men's or boys' underpants and briefs, knitted or crocheted; of man-made fibres	50.499	428.904	1.117.814	9.587.289
61071900	Men's or boys' underpants and briefs, knitted or crocheted; of other textile materials	4.075	74.461	108.420	1.693.115
61072100	Men's or boys' nightshirts and pyjamas, knitted or crocheted; of cotton	991	6.344	28.512	158.195
61072200	Men's or boys' nightshirts and pyjamas, knitted or crocheted; of man-made fibres	-	3.698	-	128.230
61072900	Men's or boys' nightshirts and pyjamas, knitted or crocheted; of other textile materials	20	8.364	25	63.585
61079100	Men's or boys' bathrobes, dressing gowns and similar articles, knitted or crocheted; of cotton	71.982	415.831	643.292	3.310.006
61079900	Men's or boys' bathrobes, dressing gowns and similar articles, knitted or crocheted; of other textile materials	895	7.708	6.008	105.567
61081100	Women's or girls' slips and petticoats, knitted or crocheted; of man-made fibres	4.426	18.885	141.976	633.915
61081920	Women's or girls' slips and petticoats, knitted or crocheted; of other textile materials; of wool or fine animal hair	-	1	-	29
61081930	Women's or girls' slips and petticoats, knitted or crocheted; of other textile materials; of cotton	23	481	8.697	257.623
61081940	Women's or girls' slips and petticoats, knitted or crocheted; of other textile materials; of silk	3	36	522	3.241
61081990	Women's or girls' slips and petticoats, knitted or crocheted; of other textile materials; other than of wool or fine animal hair, of cotton and of silk	55.905	115.074	1.012.145	2.169.112

Tabel 3 : Ekspor Indonesia menurut Komoditi ( Kode HS 8 digit )

Juli 2023

Kode H S	Uraian golongan barang	Berat bersih (Kg)		Nilai F.O.B. ( U S \$ )	
		Bulan ini	Kumulatif	Bulan ini	Kumulatif
(1)	(2)	(3)	(4)	(5)	(6)
61082100	Women's or girls' briefs and panties, knitted or crocheted; of cotton	27.812	217.294	1.026.249	7.053.367
61082200	Women's or girls' briefs and panties, knitted or crocheted; of man-made fibres	100.163	796.873	6.380.546	38.587.096
61082900	Women's or girls' briefs and panties, knitted or crocheted; of other textile materials	70.674	446.054	1.727.450	8.538.604
61083100	Women's or girls' nightdresses and pyjamas, knitted or crocheted; of cotton	142.700	347.078	2.890.087	7.202.487
61083200	Women's or girls' nightdresses and pyjamas, knitted or crocheted; of man-made fibres	231.710	592.015	3.461.422	12.448.804
61083900	Women's or girls' nightdresses and pyjamas, knitted or crocheted; of other textile materials	170	665	1.869	19.386
61089100	Women's or girls' negligees, bathrobes, dressing gowns and similar articles, knitted or crocheted; of cotton	18.281	145.834	293.632	3.039.400
61089200	Women's or girls' negligees, bathrobes, dressing gowns and similar articles, knitted or crocheted; of man-made fibres	82.364	147.162	1.667.919	3.644.681
61089900	Women's or girls' negligees, bathrobes, dressing gowns and similar articles, knitted or crocheted; of other textile materials	936	3.787	9.836	62.785
61091010	T-shirts, singlets and other vests, knitted or crocheted; of cotton; for men or boys	865.843	7.088.011	7.185.049	63.160.800
61091020	T-shirts, singlets and other vests, knitted or crocheted; of cotton; for women or girls	370.842	2.069.911	7.222.700	46.108.516
61099010	T-shirts, singlets and other vests, knitted or crocheted; of other textile materials; for men or boys, of ramie, linen or silk	213.307	1.106.227	1.672.023	16.489.972
61099020	T-shirts, singlets and other vests, knitted or crocheted; of other textile materials; for men or boys, of other textile materials	258.161	2.626.065	8.278.535	73.965.407
61099030	T-shirts, singlets and other vests, knitted or crocheted; of other textile materials; for women or girls	365.635	2.996.472	7.561.438	57.858.874
61101100	Jerseys, pullovers, cardigans, waistcoats and similar articles, knitted or crocheted; of wool	701	12.595	31.600	750.097
61101200	Jerseys, pullovers, cardigans, waistcoats and similar articles, knitted or crocheted; of kashmir (cashmere) goats	15	20	5.839	13.066
61101900	Jerseys, pullovers, cardigans, waistcoats and similar articles, knitted or crocheted; other than of wool and of kashmir (cashmere) goats	59.566	223.439	776.961	2.973.783
61102000	Jerseys, pullovers, cardigans, waistcoats and similar articles, knitted or crocheted; of cotton	4.347.217	18.716.331	74.323.534	372.790.890
61103000	Jerseys, pullovers, cardigans, waistcoats and similar articles, knitted or crocheted; of man-made fibres	1.613.907	6.160.912	34.142.442	147.826.026
61109000	Jerseys, pullovers, cardigans, waistcoats and similar articles, knitted or crocheted; of other textile materials	438.568	1.867.848	6.636.841	36.811.290
61112000	Babies' garments and clothing accessories, knitted or crocheted; of cotton	413.904	1.977.160	8.646.677	47.241.100
61113000	Babies' garments and clothing accessories, knitted or crocheted; of synthetic fibres	82.332	245.092	1.440.467	5.393.738
61119010	Babies' garments and clothing accessories, knitted or crocheted; of other textile materials; of wool or fine animal hair	-	20.663	-	28.921
61119090	Babies' garments and clothing accessories, knitted or crocheted; of other textile materials; other than of wool or fine animal hair	23.630	190.049	353.992	2.125.575
61121100	Track suits, knitted or crocheted; of cotton	13.823	49.583	374.688	1.385.422
61121200	Track suits, knitted or crocheted; of synthetic	80.733	439.662	1.905.913	9.035.645
61121900	Track suits, knitted or crocheted; of other textile materials	8.587	29.761	50.584	319.595
61122000	Ski suits, knitted or crocheted	1	11.199	48	871.019
61123100	Men's or boys' swimwear, knitted or crocheted; of synthetic fibres	16.138	60.182	381.338	1.538.358
61123900	Men's or boys' swimwear, knitted or crocheted; of other textile materials	88	6.061	3.774	222.914



Tabel 3 : Ekspor Indonesia menurut Komoditi ( Kode HS 8 digit )

Juli 2023

Kode H S	Uraian golongan barang	Berat bersih (Kg)		Nilai F.O.B. ( U S \$ )	
		Bulan ini	Kumulatif	Bulan ini	Kumulatif
(1)	(2)	(3)	(4)	(5)	(6)
61124110	Women's or girls' swimwear; mastectomy swimwear (post breast surgery swimwear); of synthetic fibres	17.526	527.380	618.839	16.555.796
61124190	Women's or girls' swimwear; other than mastectomy swimwear (post breast surgery swimwear); of synthetic fibres	63.571	533.761	2.956.111	24.737.651
61124910	Women's or girls' swimwear; mastectomy swimwear (post breast surgery swimwear); of other textile materials	-	17	-	7.246
61124990	Women's or girls' swimwear; other than mastectomy swimwear (post breast surgery swimwear); of other textile materials	86	68.036	4.787	3.596.801
61130010	Divers' suits (wetsuits), made up of knitted or crocheted fabrics of heading 5903, 5906 or 5907	45	793	2.228	17.314
61130030	Garments used for protection from fire, made up of knitted or crocheted fabrics of heading 5903, 5906 or 5907	-	45	-	319
61130040	Other protective work garments, made up of knitted or crocheted fabrics of heading 5903, 5906 or 5907	26	31	13	189
61130090	Garments, made up of knitted or crocheted fabrics of heading 5903, 5906 or 5907; other than divers' suits (wetsuits) or garments used for protection from fire or other protective work garments	40.278	106.494	1.290.390	3.256.116
61142000	Other garments, knitted or crocheted; of cotton	87.184	1.088.653	1.580.774	24.112.572
61143020	Garments used for protection from fire, knitted or crocheted; of man made fibres	58.902	207.868	1.468.240	5.831.955
61143090	Other garments, knitted or crocheted; of man-made fibres; other than used for protection from fire	131.562	784.249	3.505.640	22.241.776
61149090	Other garments, knitted or crocheted; of other textile materials (other than of wool or fine animal hair)	80.993	863.645	1.034.801	9.505.182
61151090	Graduated compression hosiery, knitted or crocheted; other than stockings for varicose veins, of synthetic fibres	197	668	5.173	17.754
61152100	Panty hose and tights, knitted or crocheted of synthetic fibres, measuring per single yarn less than 67 decitex; other than graduated compression hosiery	279	2.286	14.360	117.172
61152200	Panty hose and tights, knitted or crocheted; of synthetic fibres, measuring per single yarn 67 decitex or more; other than graduated compression hosiery	17.810	24.287	639.818	873.442
61152910	Other panty hose and tights, knitted or crocheted; of cotton	21.897	35.691	455.300	679.348
61152990	Other panty hose and tights, knitted or crocheted; of other textile materials (other than of cotton)	857	3.291	21.857	139.201
61153010	Women's full-length or knee-length hosiery, measuring per single yarn less than 67 decitex, knitted or crocheted of cotton; other than graduated compression hosiery	-	1	-	3
61153090	Women's full-length or knee-length hosiery, measuring per single yarn less than 67 decitex, knitted or crocheted, other than of cotton; other than graduated compression hosiery	97	962	245	2.009
61159400	Footwear without applied soles, knitted or crocheted; of wool or fine animal hair	-	145	-	7
61159500	Footwear without applied soles, knitted or crocheted; of cotton	585.598	3.318.328	7.010.094	41.157.898
61159600	Footwear without applied soles, knitted or crocheted; of synthetic fibres	25.324	256.826	353.781	3.411.142
61159900	Footwear without applied soles, knitted or crocheted; of other textile materials (other than of wool or fine animal hair, cotton and synthetic fibres)	88.107	390.821	1.300.317	6.256.325
61161010	Drivers' gloves, knitted or crocheted; impregnated, coated, covered or laminated with plastics or rubber	1.211	15.272	86.113	849.738
61161090	Gloves, mittens and mitts, knitted or crocheted; impregnated, coated, covered or laminated with plastics or rubber; other than drivers' gloves	42.100	372.174	1.529.209	10.386.798
61169100	Gloves, mittens and mitts, knitted or crocheted; other than impregnated, coated, covered or laminated with plastics or rubber; of wool or fine animal hair	436	2.271	11.727	74.440

**Tabel 3 : Ekspor Indonesia menurut Komoditi ( Kode HS 8 digit )**

**Juli 2023**

Kode H S	Uraian golongan barang	Berat bersih (Kg)		Nilai F.O.B. ( U S \$ )	
		Bulan ini	Kumulatif	Bulan ini	Kumulatif
		(1)	(2)	(3)	(4)
61169200	Gloves, mittens and mitts, knitted or crocheted; other than impregnated, coated, covered or laminated with plastics or rubber; of cotton	36.180	180.281	132.365	657.733
61169300	Gloves, mittens and mitts, knitted or crocheted; other than impregnated, coated, covered or laminated with plastics or rubber; of synthetic fibres	434.232	2.217.476	5.475.695	34.339.808
61169900	Gloves, mittens & mitts, knitted/crocheted; oth than impregnated, coated, covered/laminated with plastics/rubber; of oth textile materials (oth than of wool/fine animal hair, cotton&synthetic fibres)	182.740	1.418.131	784.186	4.206.268
61171010	Shawls, scarves, mufflers, mantillas, veils and the like, knitted or crocheted; of cotton	340	14.058	5.306	78.257
61171090	Shawls, scarves, mufflers, mantillas, veils and the like, knitted or crocheted; of other than cotton	19.562	108.649	169.056	813.081
61178011	Ties, bow ties and cravats, knitted or crocheted; of wool or fine animal hair	-	139	-	5.250
61178019	Ties, bow ties and cravats, knitted or crocheted; of other than wool or fine animal hair	37	6.097	1.761	49.951
61178020	Wrist bands, knee bands or ankle bands, knitted or crocheted	131	179	5.513	9.827
61178090	Other made up clothing accessories, knitted or crocheted; other than shawls, scarves, mufflers, mantillas, veils and the like, ties, bow ties and cravats, wrist bands, knee bands or ankle bands	12.831	120.266	341.662	1.700.245
61179000	Knitted or crocheted parts of garments or of clothing accessories	1	12.359	10	109.296
62012010	Men's or boys' overcoats, raincoats, car-coats, cloaks, capes, ponchos, three-quarter coats, greatcoats, hooded capes & similar articles, other than those of heading 6203; of wool or fine animal hair	10.624	67.539	1.012.783	5.918.311
62012090	Men's or boys' anoraks (including ski-jackets), wind-cheaters, wind-jackets and similar articles, other than those of heading 6203; of wool or fine animal hair	25.361	126.784	1.098.021	5.079.483
62013010	Men's or boys' overcoats, raincoats, car-coats, cloaks, capes, ponchos, three-quarter coats, greatcoats, hooded capes and similar articles, other than those of heading 6203; of cotton	60.801	506.818	1.209.005	9.763.844
62013090	Men's or boys' anoraks (including ski-jackets), wind-cheaters, wind-jackets and similar articles, other than those of heading 6203; of cotton	74.606	1.029.810	1.308.235	10.460.741
62014010	Men's or boys' overcoats, raincoats, car-coats, cloaks, capes, ponchos, three-quarter coats, greatcoats, hooded capes and similar articles, other than those of heading 6203; of man-made fibres	385.024	1.811.718	16.897.978	77.100.457
62014090	Men's or boys' anoraks (including ski-jackets), wind-cheaters, wind-jackets and similar articles, other than those of heading 6203; of man-made fibres	441.366	1.750.236	19.284.276	82.995.403
62019011	Men's or boys' overcoats, raincoats, car-coats, cloaks, capes, ponchos, three-quarter coats, greatcoats, hooded capes and similar articles, other than those of heading 6203; of silk	0	1.795	35	30.265
62019019	Men's or boys' anoraks (including ski-jackets), wind-cheaters, wind-jackets and similar articles, other than those of heading 6203; of silk	2.857	57.777	135.830	1.890.439
62019021	Men's or boys' overcoats, raincoats, car-coats, cloaks, capes, ponchos, three-quarter coats, greatcoats, hooded capes and similar articles, other than those of heading 6203; of ramie	-	1.035	-	32.483
62019029	Men's or boys' anoraks (including ski-jackets), wind-cheaters, wind-jackets and similar articles, other than those of heading 6203, of ramie	19	17.760	80	610.469
62019090	Men's/boys' overcoats,car-coats,capes,cloaks,anoraks(including ski-jackets),wind-cheaters,wind-jackets&similar article, oth than those of heading 6203;of oth textile material (oth than of silk&ramie)	92.750	402.197	3.246.453	16.510.892

Tabel 3 : Ekspor Indonesia menurut Komoditi ( Kode HS 8 digit )

Juli 2023

Kode H S	Uraian golongan barang	Berat bersih (Kg)		Nilai F.O.B. ( U S \$ )	
		Bulan ini	Kumulatif	Bulan ini	Kumulatif
(1)	(2)	(3)	(4)	(5)	(6)
62022010	Women's or girls' overcoats, raincoats, car-coats, cloaks, capes, ponchos, three-quarter coats, greatcoats, hooded capes & similar articles, other than those of heading 6204; of wool/fine animal hair	7.780	44.014	636.042	4.066.643
62022090	Women's or girls' anoraks (including ski-jackets), wind-cheaters, wind-jackets and similar articles, other than those of heading 6204; of wool or fine animal hair	30.484	217.829	866.284	6.364.398
62023010	Women's or girls' overcoats, raincoats, car-coats, cloaks, capes, ponchos, three-quarter coats, greatcoats, hooded capes and similar articles, other than those of heading 6204; of cotton	8.304	35.474	195.002	788.848
62023090	Women's or girls' anoraks (including ski-jackets), wind-cheaters, wind-jackets and similar articles, other than those of heading 6204; of cotton	31.673	166.451	667.550	3.454.912
62024010	Women's or girls' overcoats, raincoats, car-coats, cloaks, capes, ponchos, three-quarter coats, greatcoats, hooded capes and similar articles, other than those of heading 6204; of man-made fibres	192.432	523.855	6.324.474	18.949.452
62024090	Women's or girls' anoraks (including ski-jackets), wind-cheaters, wind-jackets and similar articles, other than those of heading 6204; of man-made fibres	734.417	2.201.358	25.194.066	86.546.532
62029010	Women's or girls' overcoats, car-coats, capes, cloaks, anoraks (including ski-jackets), wind-cheaters, wind-jackets and similar articles, other than those of heading 6204; of silk	1	450	685	69.938
62029090	Women's/girls' overcoats,car-coats,capes,cloaks,anoraks(incl ski-jackets),wind-cheaters,wind-jackets&similar articles, oth than those of heading 6204;of oth textile materials (oth than of silk&ramie)	66.939	284.304	2.525.058	11.426.103
62031100	Men's or boys' suits; of wool or fine animal hair	22.501	150.272	1.279.355	5.529.077
62031200	Men's or boys' suits; of synthetic fibres	91.521	755.807	2.397.195	23.118.562
62031911	Men's or boys' suits; of cotton; printed by traditional batik process	2.049	8.048	11.429	83.223
62031919	Men's or boys' suits; of cotton; other than printed by traditional batik process	9.052	133.005	309.441	3.653.084
62031921	Men's or boys' suits; of silk; printed by traditional batik process	286	5.716	6.653	142.960
62031929	Men's or boys' suits; of silk; other than printed by traditional batik process	-	20	-	264
62031990	Men's or boys' suits; of other textile materials (other than of cotton and silk)	42.469	563.273	510.460	14.752.281
62032210	Men's or boys' ensembles; of cotton; printed by traditional batik process	31	182	730	5.072
62032290	Men's or boys' ensembles; of cotton; other than printed by traditional batik process	37	626	1.983	28.418
62032300	Men's or boys' ensembles; of synthetic fibres	-	128	-	5.637
62032990	Men's or boys' ensembles; of other textile materials (other than of wool or fine animal hair)	16.514	28.582	435.323	546.607
62033100	Men's or boys' jackets and blazers; of wool or fine animal hair	16.452	112.702	1.260.472	7.239.737
62033210	Men's or boys' jackets and blazers; of cotton; printed by traditional batik process	7	81	100	105
62033290	Men's or boys' jackets and blazers; of cotton; other than printed by traditional batik process	19.754	103.940	755.845	4.153.489
62033300	Men's or boys' jackets and blazers; of synthetic fibres	206.857	1.134.493	4.103.092	20.759.865
62033900	Men's or boys' jackets and blazers; of other textile materials (other than of wool or fine animal hair, cotto and synthetic fibres)	126.637	827.826	5.525.526	34.607.733
62034100	Men's or boys' trousers, bib and brace overalls, breeches and shorts (other than swimwear); of wool or fine animal hair	11.733	68.370	673.726	3.844.063
62034210	Men's or boys' bib and brace overalls; of cotton	22.338	25.377	675.719	764.595

Tabel 3 : Ekspor Indonesia menurut Komoditi ( Kode HS 8 digit )

Juli 2023

Kode H S	Uraian golongan barang	Berat bersih (Kg)		Nilai F.O.B. ( U S \$ )	
		Bulan ini	Kumulatif	Bulan ini	Kumulatif
(1)	(2)	(3)	(4)	(5)	(6)
62034290	Men's or boys' trousers, breeches and shorts (other than swimwear); of cotton	1.322.326	7.553.398	27.290.053	163.264.895
62034300	Men's or boys' trousers, bib and brace overalls, breeches and shorts (other than swimwear); of synthetic fibres	585.699	5.372.557	19.256.363	157.426.614
62034910	Men's or boys' trousers, bib and brace overalls, breeches and shorts (other than swimwear); of silk	-	793	-	40.079
62034990	Men's or boys' trousers, bib and brace overalls, breeches and shorts (other than swimwear); of other textile materials (other than of silk)	797.473	5.135.008	9.292.385	55.183.863
62041100	Women's or girls' suits; of wool or fine animal hair	2	211	208	2.859
62041210	Women's or girls' suits; of cotton; printed by traditional batik process	46	2.668	5.427	53.688
62041290	Women's or girls' suits; of cotton; other than printed by traditional batik process	76.970	685.300	1.813.271	16.166.611
62041300	Women's or girls' suits; of synthetic fibres	171.653	334.695	2.639.184	6.792.516
62041911	Women's or girls' suits; of silk; printed by traditional batik process	34	57	1.859	2.003
62041919	Women's or girls' suits; of silk; other than printed by traditional batik process	5.533	35.100	215.926	1.135.598
62041990	Women's or girls' suits; of other textile materials (other than of silk)	29.076	366.373	817.496	11.217.233
62042290	Women's or girls' ensembles; of cotton; other than printed by traditional batik process	44	1.139	2.366	63.123
62042300	Women's or girls' ensembles; of synthetic fibres	-	2.752	-	60.647
62042910	Women's or girls' ensembles; of silk	-	102	-	18.488
62042990	Women's or girls' ensembles; of other textile materials (other than of silk)	2.563	26.293	102.806	1.003.757
62043100	Women's or girls' jackets and blazers; of wool or fine animal hair	1.190	20.470	93.179	1.561.197
62043210	Women's or girls' jackets and blazers; of cotton; printed by traditional batik process	1	39	115	414
62043290	Women's or girls' jackets and blazers; of cotton; other than printed by traditional batik process	29.984	165.321	843.389	6.019.132
62043300	Women's or girls' jackets and blazers; of synthetic fibres	84.895	467.850	2.466.092	15.615.599
62043911	Women's or girls' jackets and blazers; of silk; printed by traditional batik process	-	204	-	3.286
62043919	Women's or girls' jackets and blazers; of silk; other than printed by traditional batik process	319	2.695	12.079	82.555
62043990	Women's or girls' jackets and blazers; of other textile materials (other than of silk)	12.663	86.258	533.914	2.692.221
62044100	Women's or girls' dresses; of wool or fine animal hair	73	1.266	1.695	67.578
62044210	Women's or girls' dresses; of cotton; printed by traditional batik process	332	3.470	12.914	140.714
62044290	Women's or girls' dresses; of cotton; other than printed by traditional batik process	185.600	1.904.210	4.516.035	44.989.827
62044300	Women's or girls' dresses; of synthetic fibres	335.946	2.596.409	10.702.638	89.647.637
62044400	Women's or girls' dresses; of artificial fibres	233.256	1.939.438	5.635.400	52.110.033
62044910	Women's or girls' dresses; of other textile materials (other than of wool or fine animal hair, cotton, synthetic fibres and artificial fibres); printed by traditional batik process	973	5.628	63.824	398.337
62044990	Women's or girls' dresses; of other textile materials (other than of wool or fine animal hair, cotton, synthetic fibres and artificial fibres); other than printed by traditional batik process	135.589	1.199.762	2.461.680	26.450.690
62045100	Women's or girls' skirts and divided skirts; of wool or fine animal hair	141	3.947	12.163	242.375
62045210	Women's or girls' skirts and divided skirts; of cotton; printed by traditional batik process	426	3.280	14.232	124.090
62045290	Women's or girls' skirts and divided skirts; of cotton; other than printed by traditional batik process	11.270	161.397	316.180	4.413.253
62045300	Women's or girls' skirts and divided skirts; of synthetic fibres	45.829	450.004	1.565.918	16.527.436

Tabel 3 : Ekspor Indonesia menurut Komoditi ( Kode HS 8 digit )

Juli 2023

Kode H S	Uraian golongan barang	Berat bersih (Kg)		Nilai F.O.B. ( U S \$ )	
		Bulan ini	Kumulatif	Bulan ini	Kumulatif
		(1)	(2)	(3)	(4)
62045910	Women's or girls' skirts and divided skirts; of other textile material (other than of wool or fine animal hair, cotton and synthetic fibres); printed by traditional batik process	418	11.373	16.093	414.198
62045990	Women's or girls' skirts and divided skirts; of other textile material (other than of wool or fine animal hair, cotton and synthetic fibres); other than printed by traditional batik process	33.093	336.114	733.758	9.066.547
62046100	Women's or girls' trousers, bib and brace overalls, breeches and shorts (other than swimwear); of wool or fine animal hair	355	11.682	26.164	755.368
62046200	Women's or girls' trousers, bib and brace overalls, breeches and shorts (other than swimwear); of cotton	603.145	5.129.366	14.126.372	122.223.130
62046300	Women's or girls' trousers, bib and brace overalls, breeches and shorts (other than swimwear); of synthetic fibres	327.055	2.893.585	7.858.850	84.283.011
62046900	Women's or girls' trousers, bib and brace overalls, breeches and shorts (other than swimwear); of other textile materials (other than of wool or fine animal hair, cotton and synthetic fibres)	449.171	3.239.662	9.680.723	72.436.033
62052010	Men's or boys' shirts; of cotton; printed by traditional batik process	17	4.653	1.053	206.305
62052020	Men's or boys' shirts; of cotton; barong tagalog	1	117	2	1.441
62052090	Men's or boys' shirts; of cotton; other than printed by traditional batik process or barong tagalog	729.749	4.619.493	23.458.392	146.112.578
62053010	Men's or boys' shirts; of man-made fibres; barong tagalog	3.768	61.507	34.120	602.945
62053090	Men's or boys' shirts; of man-made fibres; other than barong tagalog	274.951	2.385.206	7.935.185	68.052.634
62059010	Men's or boys' shirts; of wool or fine animal hair	5	7.187	1.544	348.815
62059091	Men's or boys' shirts; of other textile materials (other than of wool or fine animal hair); printed by traditional batik process	12.427	139.117	372.151	4.696.149
62059092	Men's or boys' shirts; of other textile materials (other than of wool or fine animal hair); barong tagalog	14	14	1.518	1.518
62059099	Men's or boys' shirts; of other textile materials (other than of wool or fine animal hair); other than printed by traditional batik process or barong tagalog	155.894	757.740	3.549.739	19.234.113
62061010	Women's or girls' blouses, shirts and shirt-blouses; of silk or silk waste; printed by traditional batik process	16	144	889	4.982
62061090	Women's or girls' blouses, shirts and shirt-blouses; of silk or silk waste; other than printed by traditional batik process	472	129.674	61.491	4.518.520
62062000	Women's or girls' blouses, shirts and shirt-blouses; of wool or fine animal hair	977	993	25.004	26.346
62063010	Women's or girls' blouses, shirts and shirt-blouses; of cotton; printed by traditional batik process	688	23.728	31.169	900.834
62063090	Women's or girls' blouses, shirts and shirt-blouses; of cotton; other than printed by traditional batik process	263.526	1.530.163	8.777.663	52.891.360
62064000	Women's or girls' blouses, shirts and shirt-blouses; of man-made fibres	847.631	5.993.645	24.428.596	177.031.606
62069000	Women's or girls' blouses, shirts and shirt-blouses; of other textile materials (other than of silk or silk waste, wool or fine animal hair, cotton and man-made fibres)	89.859	763.428	2.181.003	23.764.925
62071100	Men's or boys' underpants and briefs; of cotton	51.645	307.313	1.011.064	6.081.945
62071900	Men's or boys' underpants and briefs; of other textile materials (other than of cotton)	3.686	11.039	146.454	379.469
62072110	Men's or boys' nightshirts and pyjamas; of cotton; printed by traditional batik process	-	50	-	1.493
62072190	Men's or boys' nightshirts and pyjamas; of cotton; other than printed by traditional batik process	2.038	19.247	34.143	383.128
62072200	Men's or boys' nightshirts and pyjamas; of man-made fibres	95	5.312	908	157.100
62072910	Men's or boys' nightshirts and pyjamas; of silk	-	2	-	189
62072990	Men's or boys' nightshirts and pyjamas; of other textile materials (other than of silk, cotton and man-made fibres)	106	7.908	1.271	40.036

Tabel 3 : Ekspor Indonesia menurut Komoditi ( Kode HS 8 digit )

Juli 2023

Kode H S	Uraian golongan barang	Berat bersih (Kg)		Nilai F.O.B. ( U S \$ )	
		Bulan ini	Kumulatif	Bulan ini	Kumulatif
(1)	(2)	(3)	(4)	(5)	(6)
62079100	Men's or boys' singlets and other vests, bathrobes, dressing gowns and similar articles; of cotton	12.042	75.204	424.338	2.964.626
62079910	Men's or boys' singlets and other vests, bathrobes, dressing gowns and similar articles; of man-made fibres	2.647	77.943	119.721	2.233.318
62079990	Men's or boys' singlets and other vests, bathrobes, dressing gowns and similar articles; of other textile materials (other than of cotton and man-made fibres)	12.976	170.990	136.522	1.383.217
62081100	Women's or girls' slips and petticoats; of man-made fibres	61.736	643.770	1.793.479	17.119.571
62081900	Women's or girls' slips and petticoats; of other textile materials (other than of man-made fibres)	37.322	252.444	210.392	2.598.256
62082110	Women's or girls' nightdresses and pyjamas; of cotton; printed by traditional batik process	4	52	40	799
62082190	Women's or girls' nightdresses and pyjamas; of cotton; other than printed by traditional batik process	156.324	314.816	4.045.793	9.256.852
62082200	Women's or girls' nightdresses and pyjamas; of man-made fibres	125.951	520.035	5.054.395	23.312.011
62082990	Women's or girls' nightdresses and pyjamas; of other textile materials (other than of cotton and man-made fibres); other than printed by traditional batik process	14.944	196.163	271.359	3.528.149
62089110	Women's or girls' singlets and other vests, briefs, panties, negligees, bathrobes, dressing gowns and similar articles; of cotton; printed by traditional batik process	8	1.044	225	25.223
62089190	Women's or girls' singlets and other vests, briefs, panties, negligees, bathrobes, dressing gowns and similar articles; of cotton; other than printed by traditional batik process	60.670	96.699	719.004	1.646.372
62089210	Women's or girls' singlets and other vests, briefs, panties, negligees, bathrobes, dressing gowns and similar articles; of man-made fibres; printed by traditional batik process	2.967	3.746	116.884	141.969
62089290	Women's or girls' singlets and other vests, briefs, panties, negligees, bathrobes, dressing gowns and similar articles; of man-made fibres; other than printed by traditional batik process	40.330	223.766	1.114.688	6.714.958
62089910	Women's or girls' singlets and other vests, briefs, panties, negligees, bathrobes, dressing gowns and similar articles; of wool or fine animal hair	129	1.947	6.495	84.612
62089990	Women's/girls' singlets and other vests, briefs, panties, negligees, bathrobes, dressing gowns & similar articles; of oth textile materials (oth than of cotton, man-made fibres, wool/fine animal hair)	3.900	73.201	105.981	1.442.177
62092030	Babies' t-shirts, shirts, pyjamas and similar articles; of cotton	93.793	1.229.450	1.125.341	15.909.538
62092040	Babies' suits, pants and similar articles; of cotton	138.295	514.345	1.014.025	2.822.902
62092090	Babies' garments and clothing accessories (other than t-shirts, shirts, pyjamas, suits, pants and similar articles); of cotton	47.184	252.262	1.483.691	7.716.337
62093010	Babies' suits, pants and similar articles; of synthetic fibres	103.596	163.487	1.348.725	2.808.679
62093030	Babies' t-shirts, shirts, pyjamas and similar articles; of synthetic fibres	19.202	98.853	311.455	1.092.604
62093040	Babies' clothing accessories; of synthetic fibres	1.121	7.208	15.705	139.953
62093090	Babies' garments (other than t-shirts, shirts, pyjamas, suits, pants and similar articles); of synthetic fibres	5.822	12.221	95.430	257.447
62099000	Babies' garments and clothing accessories; of other textile materials (other than of cotton and synthetic fibres)	1.921	39.296	79.300	1.365.030
62101019	Protective work garments; other than used for protection from chemical substances, radiation or fire; made up of fabrics of heading 5602, 5603	43.099	270.556	192.658	1.142.151
62101090	Garments, other than protective work garments; made up of fabrics of heading 5602 or 5603	120.187	815.240	1.017.022	6.544.812
62102020	Garments used for protection from fire; of the type described in heading 6201	-	192	-	21.597
62102030	Garments used for protection from chemical substances or radiation; of the type described in heading 6201	-	24	-	670

Tabel 3 : Ekspor Indonesia menurut Komoditi ( Kode HS 8 digit )

Juli 2023

Kode H S	Uraian golongan barang	Berat bersih (Kg)		Nilai F.O.B. ( U S \$ )	
		Bulan ini	Kumulatif	Bulan ini	Kumulatif
		(1)	(2)	(3)	(4)
62102040	Other protective work garments; other than used for protection from fire, chemical substances or radiation; of the type described in heading 6201	-	1.574	-	124.532
62102090	Garments; other than used for protection from fire, chemical substances, radiation or for protective work; of the type described in heading 6201	32.016	130.218	2.120.295	7.396.215
62103020	Garments used for protection from fire; of the type described in heading 6202	28	45	4.921	5.948
62103040	Other protective work garments, other than used for protection from fire or chemical substances or radiation; of the type described in heading 6202	-	81	-	2.447
62103090	Garments; other than used for protection from fire, chemical substances, radiation or for protective work; of the type described in heading 6202	22.245	104.762	1.122.283	4.214.953
62104010	Men's or boys' garments; used for protection from fire	4.819	22.579	165.275	921.164
62104020	Men's or boys' garments; used for protection from chemical substances or radiation	-	485	-	26.117
62104090	Men's or boys' garments, other than used for protection from fire or chemical substances or radiation	75.543	335.188	2.958.349	12.573.684
62105010	Women's or girls' garments; used for protection from fire	23.325	495.832	282.421	4.417.498
62105020	Women's or girls' garments; used for protection from chemical substances or radiation	28	28	4.172	4.172
62105090	Women's or girls' garments, other than used for protection from fire or chemical substances or radiation	208.830	1.969.152	7.673.393	37.768.588
62111100	Men's or boys' swimwear	12.476	263.036	266.537	7.763.424
62111200	Women's or girls' swimwear	12.024	145.086	1.511.876	11.412.628
62112000	Ski suits	3.088	8.492	110.544	188.239
62113210	Men's or boys' garments for fencing or wrestling, of cotton	25	1.604	330	6.599
62113220	Men's or boys' pilgrimage robes (Ehram), of cotton	238	26.515	2.808	202.960
62113290	Men's or boys' garments of cotton, other than for fencing or wrestling or pilgrimage robes (ehram)	33.753	319.087	499.319	4.610.045
62113310	Men's or boys' garments for fencing or wrestling, of man-made fibres	39.015	294.655	660.787	6.959.432
62113320	Men's or boys' garments used for protection from fire, of man-made fibres	2.578	6.516	21.052	69.399
62113330	Men's or boys' garments used for protection from chemical substances or radiation; of man-made fibres	-	18.857	-	2.025.666
62113340	Men's or boys' pilgrimage robes (Ihram); of man-made fibres	1	5.803	3	60.963
62113390	Men's or boys' garments; other than for fencing or wrestling or used for protection from fire or chemical substances or radiation or pilgrimage robes (Ihram); of man-made fibres	35.541	1.091.175	799.689	16.419.169
62113910	Men's or boys' garments for fencing or wrestling; of other textile materials (other than of cotton and man-made fibres)	33	1.092	642	24.298
62113930	Men's or boys' garments used for protection from chemical substances or radiation; of other textile materials (other than of cotton and man-made fibres)	-	0	-	239
62113990	Men's or boys' garment, oth than pilgrimage robes (Ihram)/for fencing/wrestling/used for protection from fire/chemical substances/radiation; of oth textile material (oth than of cotton&man-made fibres)	13.904	110.923	139.453	761.333
62114210	Women's or girls' garments for fencing or wrestling; of cotton	31.818	81.348	689.742	1.810.828
62114220	Women's or girls' prayer cloaks; of cotton	15.878	102.337	472.762	3.324.066
62114230	Women's or girls' sarong of tubular type; of cotton	62.468	437.057	765.098	4.322.076
62114290	Women's or girls' garments, other than for fencing or wrestling or prayer cloaks or sarong of tubular type; of cotton	187.351	810.994	4.039.961	17.114.337
62114310	Women's or girls' surgical gowns; of man-made fibres	103.846	913.788	1.391.013	11.267.730
62114320	Women's or girls' prayer cloaks; of man-made fibres	5.032	57.547	60.232	482.248
62114330	Women's or girls' anti-explosive protective suits; of man-made fibres	21	116	307	2.599
62114340	Women's or girls' garments for fencing or wrestling; of man-made fibres	4.211	4.211	148.477	148.477

Tabel 3 : Ekspor Indonesia menurut Komoditi ( Kode HS 8 digit )

Juli 2023

Kode H S	Uraian golongan barang	Berat bersih (Kg)		Nilai F.O.B. ( U S \$ )	
		Bulan ini	Kumulatif	Bulan ini	Kumulatif
(1)	(2)	(3)	(4)	(5)	(6)
62114350	Women's or girls' garments used for protection from chemical substances, radiation or fire; of man-made fibres	6	7	10	125
62114360	Women's or girls' flyers' coveralls; of man-made fibres	-	5	-	14
62114370	Women's or girls' sarong of tubular type; of man-made fibres	55.814	367.447	606.670	3.390.391
62114390	Women's or girls' garments; of man-made fibres; other than those of HS 62114310 - 62114370	94.060	1.262.841	2.315.036	31.151.237
62114910	Women's or girls' garments for fencing or wrestling; of other textile materials (other than of cotton and man-made fibres)	75	2.871	120	10.182
62114920	Women's or girls' garments used for protection from chemical substances, radiation or fire; of other textile materials (other than of cotton and man-made fibres)	-	3	-	247
62114939	Women's or girls' prayer cloaks; of other than wool or fine animal hair	3	450	10	10.149
62114950	Women's or girls' sarong of tubular type; of other textile materials (other than of cotton and man-made fibres)	34.996	702.668	270.212	9.373.176
62114990	Women's or girls' garments; of other textile materials, other than those of HS 62114910 - 62114960	119.681	969.994	1.551.677	9.989.363
62121011	Mastectomy bra (post breast surgery bra) of cotton, whether or not knitted or crocheted	295	1.576	14.398	80.778
62121019	Brassieres of cotton, whether or not knitted or crocheted; other than mastectomy bra (post breast surgery bra)	261.881	1.624.632	9.839.781	67.681.486
62121091	Mastectomy bra (post breast surgery bra) of other textile materials (other than of cotton), whether or not knitted or crocheted	106.528	838.677	5.545.323	42.334.538
62121099	Brassieres of other textile materials (other than of cotton), whether or not knitted or crocheted; other than mastectomy bra (post breast surgery bra)	405.755	2.536.457	19.069.991	119.928.688
62122010	Girdles and panty-girdles, whether or not knitted or crocheted, of cotton	249	885	12.521	41.609
62122090	Girdles and panty-girdles, whether or not knitted or crocheted, of other textile materials (other than of cotton)	10.812	53.523	492.192	2.022.114
62123010	Corselettes, whether or not knitted or crocheted, of cotton	411	2.042	21.128	68.624
62123090	Corselettes, whether or not knitted or crocheted, of other textile materials (other than of cotton)	18.891	124.366	428.558	2.160.130
62129019	Braces, suspenders, garters and similar articles and parts thereof, whether or not knitted or crocheted, of cotton	2.264	13.510	126.002	752.549
62129091	Compression garments of a kind used for the treatment of scar tissue and skin grafts, whether or not knitted or crocheted, of other textile materials (other than of cotton)	-	2.831	-	99.170
62129092	Athletic supporters, whether or not knitted or crocheted, of other textile materials (other than of cotton)	-	0	-	10
62129099	Braces, suspenders, garters and similar articles and parts thereof, whether or not knitted or crocheted, of other textile materials (other than of cotton)	18.389	152.923	713.562	5.353.448
62132090	Handkerchiefs of cotton, other than printed by the traditional batik process	50	187	2.492	5.168
62139019	Handkerchiefs, of silk or silk waste, other than printed by the traditional batik process	27	27	2.105	2.105
62139099	Handkerchiefs, of other textile materials (other than of cotton or silk or silk waste), other than printed by the traditional batik process	15	17	272	303
62141010	Shawls, scarves, mufflers, mantillas, veils and the like; of silk or silk waste; printed by the traditional batik process	12	439	518	5.600
62141090	Shawls, scarves, mufflers, mantillas, veils and the like; of silk or silk waste; other than printed by the traditional batik process	4.285	23.321	4.051	169.843
62142000	Shawls, scarves, mufflers, mantillas, veils and the like; of wool or fine animal hair	-	60	-	24.995
62143010	Shawls, scarves, mufflers, mantillas, veils and the like; of synthetic fibres; printed by the traditional batik process	430	9.383	2.577	29.732



Tabel 3 : Ekspor Indonesia menurut Komoditi ( Kode HS 8 digit )

Juli 2023

Kode H S	Uraian golongan barang	Berat bersih (Kg)		Nilai F.O.B. ( U S \$ )	
		Bulan ini	Kumulatif	Bulan ini	Kumulatif
(1)	(2)	(3)	(4)	(5)	(6)
62143090	Shawls, scarves, mufflers, mantillas, veils and the like; of synthetic fibres; other than printed by the traditional batik process	853	17.588	12.930	118.694
62144010	Shawls, scarves, mufflers, mantillas, veils and the like; of artificial fibres; printed by the traditional batik process	185	404	1.299	2.355
62144090	Shawls, scarves, mufflers, mantillas, veils and the like; of artificial fibres; other than printed by the traditional batik process	3.973	18.058	24.239	119.000
62149090	Shawls, scarves, mufflers, mantillas, veils & the like; of oth textile material (oth than silk/silk waste, wool/fine animal hair, synthetic/artificial fibres); oth than printed by the traditional batik process	3.342	49.053	33.974	407.143
62151090	Ties, bow ties and cravat; of silk or silk waste; other than printed by the traditional batik process	1	118	20	870
62152010	Ties, bow ties and cravat; of man-made fibres; printed by the traditional batik process	-	0	-	65
62152090	Ties, bow ties and cravat; of man-made fibres; other than printed by the traditional batik process	9	4.676	147	56.763
62159010	Ties, bow ties and cravat; of other textile materials (other than of silk or silk waste and man-made fibres); printed by the traditional batik process	-	1	-	15
62159090	Ties, bow ties and cravat; of other textile materials (other than of silk or silk waste and man-made fibres); other than printed by the traditional batik process	39	290	1.231	4.878
62160010	Protective work gloves, mittens and mitts	96.697	570.392	3.846.854	23.486.270
62160091	Gloves, mittens and mitts of wool or fine animal hair	-	230	-	4.026
62160092	Gloves, mittens and mitts of cotton	33	661	446	9.309
62160099	Gloves, mittens and mitts, of other textile materials (other than of wool or fine animal hair and cotton)	43.732	157.987	2.345.316	8.509.376
62171010	Judo belts	-	662	-	3.689
62171090	Other made up clothing accessories, other than those of heading 6212; other than judo belts	41.441	273.449	578.574	3.768.955
62179000	Parts of garments or of clothing accessories, other than those of heading 6212	722	8.324	9.228	143.908
63011000	Electric blankets	159.952	208.113	1.880.646	2.484.299
63012000	Blankets (other than electric blankets) and travelling rugs, of wool or of fine animal hair	3.684	49.040	112.696	1.400.346
63013010	Blankets (other than electric Blankets) and travelling rugs, of cotton; printed by traditional batik process	18	132	222	1.624
63013090	Blankets (other than electric Blankets) and travelling rugs, of cotton; other than printed by traditional batik process	6.692	15.822	25.325	128.825
63014010	Blankets (other than electric blankets) and travelling rugs, of synthetic fibres; of nonwoven fabrics	248	5.148	3.353	60.383
63014090	Blankets (other than electric blankets) and travelling rugs, of synthetic fibres; of other than nonwoven fabrics	10.384	147.749	75.570	1.068.752
63019010	Other blankets and travelling rugs; of nonwoven fabrics	55	4.331	75	13.463
63019090	Other blankets and travelling rugs; of other than nonwoven fabrics	9.238	50.141	183.463	669.070
63021000	Bed linen, knitted or crocheted	9.667	120.982	126.880	1.157.961
63022100	Bed linen of cotton, printed	3.664	16.452	13.965	112.347
63022210	Bed linen of nonwoven fabrics, printed	137	1.238	1.023	23.070
63022290	Bed linen of man-made fibres (other than of nonwoven fabrics), printed	2.151	7.449	38.475	116.538
63022900	Bed linen of other textile materials (other than of cotton and man-made fibres), printed	182	7.521	484	61.726
63023100	Bed linen of cotton, not knitted/crocheted or printed	1.023	8.462	21.897	148.803
63023210	Bed linen of nonwoven fabrics, not knitted/crocheted or printed	-	15.877	-	133.360
63023290	Bed linen of man-made fibres (other than of nonwoven fabrics), not knitted/crocheted or printed	163	4.699	1.014	45.107
63023900	Bed linen of other textile materials (other than of cotton and man-made fibres), not knitted/crocheted or printed	104	1.203	1.552	12.814

Tabel 3 : Ekspor Indonesia menurut Komoditi ( Kode HS 8 digit )

Juli 2023

Kode H S	Uraian golongan barang	Berat bersih (Kg)		Nilai F.O.B. ( U S \$ )	
		Bulan ini	Kumulatif	Bulan ini	Kumulatif
(1)	(2)	(3)	(4)	(5)	(6)
63024000	Table linen, knitted or crocheted	115	218	1.721	2.126
63025110	Table linen of cotton, printed by traditional batik process; not knitted or crocheted	-	36	-	3.120
63025190	Table linen of cotton, other than printed by traditional batik process; not knitted or crocheted	1.102	6.214	8.337	39.381
63025300	Table linen of man-made fibres; not knitted or crocheted	1.193	18.533	11.347	177.343
63025990	Table linen of other textile materials (other than of flax); not knitted or crocheted	15.570	62.183	178.145	636.750
63026000	Toilet linen and kitchen linen, of terry towelling or similar terry fabrics, of cotton	33.093	169.992	407.700	1.656.645
63029100	Toilet linen and kitchen linen, other than of terry towelling or similar terry fabrics, of cotton	91.515	511.036	648.467	3.548.834
63029300	Toilet linen and kitchen linen, other than of terry towelling or similar terry fabrics, of man-made fibres	13	334	235	8.507
63029990	Toilet linen and kitchen linen, other than of terry towelling or similar terry fabrics, of other textile materials (other than of flax)	9.268	10.645	69.141	78.370
63031200	Curtains (including drapes) and interior blinds; curtain or bed valances; knitted or crocheted; of synthetic fibres	17.166	121.752	202.927	1.355.346
63031910	Curtains (including drapes) and interior blinds; curtain or bed valances; knitted or crocheted; of cotton	1.438	3.528	9.705	25.632
63031990	Curtains (including drapes) and interior blinds; curtain or bed valances; knitted or crocheted; of other textile materials (other than of synthetic fibres and cotton)	1.349	14.570	23.337	451.400
63039100	Curtains (including drapes) and interior blinds; curtain or bed valances; not knitted or crocheted; of cotton	156	2.908	1.455	25.781
63039200	Curtains (including drapes) and interior blinds; curtain or bed valances; not knitted or crocheted; of synthetic fibres	40.058	237.578	393.889	2.430.039
63039900	Curtains (including drapes) and interior blinds; curtain or bed valances; not knitted or crocheted; of other textile materials (other than of cotton and synthetic fibres)	78.716	522.422	1.080.539	7.608.093
63041100	Bedspreads, excluding those of heading 9404; knitted or crocheted	100	2.046	345	19.459
63041910	Bedspreads, excluding those of heading 9404; not knitted or crocheted; of cotton	258	6.997	2.922	73.133
63041920	Bedspreads, excluding those of heading 9404; not knitted or crocheted; of other than cotton, nonwoven	-	4.229	-	14.119
63041990	Bedspreads, excluding those of heading 9404; not knitted or crocheted; of other than cotton, other than nonwoven	697	12.953	3.651	60.694
63042000	Bed nets specified in Subheading Note 1 to this Chapter	1	521	9	1.017
63049110	Mosquito nets; knitted or crocheted	4.407	12.792	43.499	92.198
63049190	Other furnishing articles, other than mosquito nets, excluding those of heading 9404; knitted or crocheted	960	4.599	23.478	70.877
63049200	Other furnishing articles, excluding those of heading 9404; not knitted or crocheted, of cotton	2.170	13.311	16.371	172.157
63049300	Other furnishing articles, excluding those of heading 9404; not knitted or crocheted, of synthetic fibres	1.829	7.505	38.428	172.448
63049900	Other furnishing articles, excluding those of heading 9404; not knitted or crocheted, of other textile materials (other than of cotton and synthetic fibres)	73.834	609.321	638.033	4.524.188
63051011	New sacks and bags of jute, of a kind used for the packing of goods	253	22.279	3.871	19.800
63051019	New sacks and bags of other textile bast fibres of heading 5303, of a kind used for the packing of goods	552	14.734	1.106	101.834
63051029	Used sacks and bags of other textile bast fibres of heading 5303, of a kind used for the packing of goods	721	871	879	2.506
63052000	Sacks and bags, of a kind used for the packing of goods; of cotton	13.179	64.052	85.652	535.585
63053210	Sacks and bags, of a kind used for the packing of goods; flexible intermediate bulk containers; nonwoven	112	774	2.972	23.805
63053220	Sacks and bags, of a kind used for the packing of goods; flexible intermediate bulk containers; knitted or crocheted	21.302	149.150	72.606	478.207

**Tabel 3 : Ekspor Indonesia menurut Komoditi ( Kode HS 8 digit )**

**Juli 2023**

Kode H S	Uraian golongan barang	Berat bersih (Kg)		Nilai F.O.B. ( U S \$ )	
		Bulan ini	Kumulatif	Bulan ini	Kumulatif
(1)	(2)	(3)	(4)	(5)	(6)
63053290	Sacks and bags, of a kind used for the packing of goods; flexible intermediate bulk containers; other than nonwoven, other than knitted or crocheted	851.172	5.785.210	3.169.965	21.353.307
63053310	Sacks and bags, of a kind used for the packing of goods; of polyethylene or polypropylene strip or the like; knitted or crocheted	124.200	852.781	267.498	1.817.138
63053320	Sacks and bags, of a kind used for the packing of goods; of polyethylene or polypropylene strip or the like; of woven fabrics of strip or the like	-	45.803	-	113.202
63053390	Sacks and bags, of a kind used for the packing of goods; of polyethylene or polypropylene strip or the like; other than of woven fabrics of strip or the like, other than knitted or crocheted	746.111	4.789.892	1.771.644	11.205.687
63053910	Sacks and bags, of a kind used for the packing of goods; of other man-made textile materials; nonwoven	-	39.656	-	99.256
63053990	Sacks and bags, of a kind used for the packing of goods; of other man-made textile materials; other than nonwoven, other than knitted or crocheted	154.098	626.332	135.154	673.650
63059010	Sacks and bags, of a kind used for the packing of goods; of hemp of heading 5305	0	11	36	476
63059090	Sacks and bags, of a kind used for the packing of goods; of other textile materials (other than of hemp or coconut (coir) of heading 5305)	564	9.589	14.385	90.214
63061200	Tarpaulins, awnings and sunblinds; of synthetic fibres	1.022	89.774	50.374	331.426
63061920	Tarpaulins, awnings and sunblinds; of other textile materials; of cotton	-	54	-	28
63061990	Tarpaulins, awnings and sunblinds; of other textile materials (other than of vegetable textile fibres of heading 5305 and cotton)	10.362	218.134	27.410	423.572
63062200	Tents (including temporary canopies and similar articles); of synthetic fibres	2.703	8.017	57.514	173.811
63062910	Tents (including temporary canopies and similar articles); of other textile materials; of cotton	-	83	-	545
63062990	Tents (including temporary canopies and similar articles); of other textile materials; other than of cotton	3.650	141.138	32.428	1.575.627
63063000	Sails for boats	4	286	116	5.953
63064010	Pneumatic mattresses; of cotton	-	58	-	166
63064090	Pneumatic mattresses; of other than cotton	717	885	403	1.178
63069010	Camping goods; of nonwoven	-	12	-	163
63069091	Camping goods; other than of nonwoven; of cotton	207	2.740	784	9.031
63069099	Camping goods; other than of nonwoven; of other than cotton	1.545	45.938	40.544	1.318.407
63071010	Floor-cloths, dish-cloths, dusters and similar cleaning cloths; of nonwoven other than felt	145	1.718	5.038	17.065
63071020	Floor-cloths, dish-cloths, dusters and similar cleaning cloths; of felt	404	411	440	730
63071090	Floor-cloths, dish-cloths, dusters and similar cleaning cloths; of woven other than felt	40.887	331.121	235.628	2.074.239
63072000	Life-jackets and life-belts	93	4.949	11.331	170.535
63079030	Umbrella covers in pre-cut triangular form	23	1.030	729	3.972
63079040	Surgical masks	524	16.172	6.410	59.452
63079061	Safety harnesses; suitable for industrial use	-	184	-	5.620
63079069	Safety harnesses; not suitable for industrial use	36.472	272.346	351.667	2.207.400
63079070	Fans and handscreens	542	6.938	8.087	149.940
63079080	Laces for shoes, boots, corsets and the like	493	7.801	10.225	127.602
63079090	Other made up articles, including dress patterns; other than umbrella covers in pre-cut triangular form, surgical masks, safety harnesses, fans&handscreens, laces for shoes, boots, corsets&the like	31.421	193.126	190.840	1.837.350

Tabel 3 : Ekspor Indonesia menurut Komoditi ( Kode HS 8 digit )

Juli 2023

Kode H S	Uraian golongan barang	Berat bersih (Kg)		Nilai F.O.B. ( U S \$ )	
		Bulan ini	Kumulatif	Bulan ini	Kumulatif
(1)	(2)	(3)	(4)	(5)	(6)
63080000	Sets consisting of woven fabric&yarn, whether/not with accessories for making up into rugs, tapestries, embroidered table cloths/serviettes/similar textile articles, put up in packings for retail sale	2.407	9.685	52.653	91.114
63090000	Worn clothing and other worn articles	3.955	12.745	43.184	126.202
63101010	Used or new rags, of textile materials; sorted	260.681	1.377.152	63.107	314.304
63101090	Scrap twine, cordage, rope and cables and worn out articles of twine, cordage, rope or cables, of textile materials; sorted	53.291	969.992	17.219	897.709
63109090	Scrap twine, cordage, rope and cables and worn out articles of twine, cordage, rope or cables, of textile materials; unsorted	1.184	58.059	553	29.967
64011000	Waterproof footwear with outer soles and uppers of rubber or of plastics; incorporating a protective metal toe-cap	7.986	14.090	136.223	268.163
64019210	Waterproof footwear with outer soles and uppers of rubber or of plastics; covering the ankle but not covering the knee; incorporating a protective non-metal toe-cap	434	1.100	30.870	73.920
64019290	Waterproof footwear with outer soles and uppers of rubber or of plastics; covering the ankle but not covering the knee; other than incorporating a protective non-metal toe-cap	1.243	17.981	51.582	224.340
64019910	Waterproof footwear with outer soles and uppers of rubber or of plastics; not covering the ankle; covering the knee	-	8	-	400
64019990	Waterproof footwear with outer soles and uppers of rubber or of plastics; not covering the ankle; other than covering the knee	12.505	99.816	28.407	207.080
64021200	Sports footwear; ski-boots, cross-country ski footwear and snowboard boots with outer soles and uppers of rubber or plastics	7.083	45.849	221.908	1.484.880
64021910	Sports footwear; other than ski-boots, cross-country ski footwear and snowboard boots; wrestling footwear with outer soles and uppers of rubber or plastics	19.262	224.125	373.065	4.271.936
64021990	Sports footwear with outer soles and uppers of rubber or plastics; other than ski-boots, cross-country ski footwear and snowboard boots or wrestling footwear	1.861.030	13.375.533	40.105.911	286.614.702
64022000	Footwear with upper straps or thongs assembled to the sole by means of plugs	27.900	153.772	217.355	1.355.076
64029110	Diving boot with outer soles and uppers of rubber or plastics; covering the ankle	-	13	-	291
64029191	Footwear with outer soles and uppers of rubber or plastics; other than diving boots; covering the ankle; incorporating a protective metal toe-cap	19.125	90.746	201.104	932.150
64029192	Footwear with outer soles and uppers of rubber or plastics; other than diving boots; covering the ankle; incorporating a protective non-metal toe-cap	-	1	-	24
64029199	Footwear with outer soles and uppers of rubber or plastics; other than diving boots; covering the ankle; other than incorporating a protective metal or non-metal toe-cap	69.246	355.901	911.679	5.425.980
64029910	Footwear with outer soles and uppers of rubber or plastic; other than covering the ankle; incorporating a protective metal toe-cap	4.820	16.233	66.188	222.097
64029920	Footwear with outer soles and uppers of rubber or plastic; other than covering the ankle; incorporating a protective non-metal toe-cap	287.115	1.204.494	3.469.620	13.956.281
64029990	Footwear with outer soles and uppers of rubber or plastic; other than covering the ankle; other than incorporating a protective metal or non-metal toe-cap	1.598.359	12.630.942	24.756.993	191.126.398
64031200	Ski-boots, cross-country ski footwear and snowboard boots with outer soles of rubber, plastics, leather or composition leather and uppers of leather	33.375	90.259	732.676	2.187.231
64031910	Sports footwear w/outer soles of rubber, plastics, leather/composition leather&uppers of leather; oth than ski-boots, cross-country ski footwear&snowboard boots; fitted with spikes, cleats or the like	421.915	3.576.661	8.750.273	71.816.602

Tabel 3 : Ekspor Indonesia menurut Komoditi ( Kode HS 8 digit )

Juli 2023

Kode H S	Uraian golongan barang	Berat bersih (Kg)		Nilai F.O.B. ( U S \$ )	
		Bulan ini	Kumulatif	Bulan ini	Kumulatif
		(1)	(2)	(3)	(4)
64031920	Sports footwear w/outer soles of rubber, plastics, leather/composition leather & uppers of leather; oth than ski-boots, cross-country ski footwear & snowboard boots; riding boots; bowling shoes	-	164	-	569
64031930	Sports footwear w/outer soles of rubber,plastics,leather/composition leather&uppers of leather;oth than ski-boots,cross-country ski footwear&snowboard boots;for wrestling, weight-lifting or gymnastics	-	87	-	2.691
64031990	Sports footwear w/outer soles of rubber,plastics,leather/composition leather&uppers of leather;oth than ski-boots,cross-country ski footwear&snowboard boots;oth than HS 64031910 - 64031930	6.741.663	44.150.664	140.515.335	926.787.172
64032000	Footwear with outer soles of leather, and uppers which consist of leather straps across the instep and around the big toe	3.314	30.158	83.610	731.057
64034000	Footwear with outer soles of rubber, plastics, leather or composition leather and uppers of leather, incorporating a protective metal toe-cap	325.088	2.507.206	5.577.902	42.483.240
64035100	Other footwear with outer soles of leather; covering the ankle	6	1.442	443	19.198
64035990	Footwear with outer soles of leather; other than bowling shoes; other than covering the ankle	7.995	92.435	147.081	2.640.621
64039110	Footwear made on a base or platform of wood, not having an inner sole or protective metal toe cap; covering the ankle	5	195	90	9.111
64039120	Riding boots with outer soles of rubber, plastics and uppers of leather; covering the ankle	-	563	-	2.109
64039130	Footwear with outer soles of rubber, plastics and uppers of leather, other than riding boots; covering the ankle; incorporating a protective non-metal toe-cap	2	55	289	3.943
64039190	Footwear with outer soles of rubber, plastics and uppers of leather, other than riding boots; covering the ankle; other than incorporating a protective non-metal toe-cap	833.956	3.227.053	20.376.164	79.493.691
64039910	Footwear made on a base or platform of wood, not having an inner sole or protective metal toe cap; other than covering the ankle	586.025	4.283.704	12.672.931	90.986.104
64039920	Bowling shoes with outer soles of rubber, plastics and uppers of leather; other than covering the ankle	-	959	-	21.039
64039990	Footwear with outer soles of rubber, plastics and uppers of leather; other than covering the ankle; other than those of HS 64039910 - 64039930	3.618.212	21.955.769	79.460.700	483.285.041
64041110	Sports footwear with outer soles of rubber or plastics; tennis shoes, basketball shoes, gym shoes, training shoes and the like; fitted with spikes, cleats or the like	7.865	11.299	194.858	243.317
64041190	Sports footwear with outer soles of rubber or plastics;tennis,basketball, gym,training shoes&the like;oth than fitted with spikes,cleats/ the like & oth than for wrestling,weight-lifting or gymnastics	6.821.707	57.592.053	154.272.548	1.234.677.787
64041910	Footwear with outer soles of rubber or plastics;other than sports footwear; incorporating a protective toe-cap	7.692	156.979	223.569	3.989.676
64041990	Footwear with outer soles of rubber or plastics; other than sports footwear; other than incorporating a protective toe-cap	1.199.850	9.730.390	26.226.052	227.776.016
64042000	Footwear with outer soles of leather or composition leather and uppers of textile materials	135	3.861	7.015	183.398
64051000	Footwear with uppers of leather or composition leather	26.433	434.150	951.261	11.809.768
64052000	Footwear with uppers of textile materials	299	27.921	18.851	691.315
64059000	Footwear with uppers of other than leather or composition leather or textile materials	102.912	786.026	1.456.024	13.352.300
64061010	Uppers and parts thereof, other than stiffeners; with metal toe-cap	1.167	21.758	15.427	683.917

Tabel 3 : Ekspor Indonesia menurut Komoditi ( Kode HS 8 digit )

Juli 2023

Kode H S	Uraian golongan barang	Berat bersih (Kg)		Nilai F.O.B. ( U S \$ )	
		Bulan ini	Kumulatif	Bulan ini	Kumulatif
		(1)	(2)	(3)	(4)
64061090	Uppers and parts thereof, other than stiffeners; other than metal toe-cap	83.238	742.731	3.824.932	34.697.306
64062010	Outer soles and heels; of rubber	8.309	294.428	81.482	3.942.518
64062020	Outer soles and heels; of plastics	1.816	31.659	92.009	745.579
64069010	Parts of footwear; removable in-soles, heel cushions and similar articles; gaiters, leggings and similar articles, and parts thereof; of wood	7.021	29.126	37.113	148.604
64069021	Parts of footwear; removable in-soles, heel cushions and similar articles; gaiters, leggings and similar articles, and parts thereof; of metal; of iron or steel	51	1.301	230	3.148
64069029	Parts of footwear; removable in-soles, heel cushions and similar articles; gaiters, leggings and similar articles, and parts thereof; of metal; other than of iron or steel or copper or aluminium	824	1.636	10.550	21.071
64069041	Parts of footwear; removable in-soles, heel cushions and similar articles; gaiters, leggings and similar articles, and parts thereof; of rubber; in-soles	7.158	35.570	125.847	435.594
64069049	Parts of footwear; removable in-soles, heel cushions and similar articles; gaiters, leggings and similar articles, and parts thereof; of rubber; other than in-soles or complete soles	6.387	39.395	148.535	867.375
64069051	Parts of footwear; removable in-soles, heel cushions and similar articles; gaiters, leggings and similar articles, and parts thereof; of plastics; in-soles	909	43.718	6.959	374.158
64069052	Parts of footwear; removable in-soles, heel cushions and similar articles; gaiters, leggings and similar articles, and parts thereof; of plastics; complete soles	-	43	-	293
64069059	Parts of footwear; removable in-soles, heel cushions and similar articles; gaiters, leggings and similar articles, and parts thereof; of plastics; other than in-soles or complete soles	319	2.310	8.497	57.256
64069091	Parts of footwear; removable in-soles, heel cushions and similar articles; gaiters, leggings and similar articles, and parts thereof; other than of wood/metal/rubber or plastic; for gaiters, leggings and similar articles and parts thereof	41.284	102.391	669.992	1.062.516
64069099	Parts of footwear; removable in-soles, heel cushions and similar articles; other than gaiters, leggings and similar articles, and parts thereof; other than of wood or metal or rubber or plastic	37.307	260.973	616.920	4.858.234
65010000	Hat-forms, hat bodies and hoods of felt, neither blocked to shape nor with made brims; plateaux and manchons (including slit manchons), of felt	1.322	8.522	46.501	290.566
65020000	Hat-shapes, plaited or made by assembling strips of any material, neither blocked to shape, nor with made brims, nor lined, nor trimmed	6	3.721	24	91.007
65040000	Hats and other headgear, plaited or made by assembling strips of any material, whether or not lined or trimmed	10.449	91.142	174.327	1.773.110
65050010	Headgear of a kind used for religious purposes	937	71.473	5.985	262.812
65050020	Hair-nets of any materials	7	782	212	10.210
65050090	Hats, knitted or crocheted, or made up from lace, felt or other textile fabric, in the piece (but not in strips), whether or not lined or trimmed; whether or not lined or trimmed	322.617	1.814.846	7.580.014	37.422.834
65061010	Helmets for motorcyclists, whether or not lined or trimmed	100.313	690.279	1.285.358	10.150.728
65061020	Industrial safety helmets and firefighters' helmets, excluding steel helmets, whether or not lined or trimmed	4	577	9	6.893
65061090	Safety headgear; other than helmets for motorcyclists or Industrial safety helmets and firefighters' helmets, excluding steel helmets or steel helmets or water polo; whether or not lined or trimmed	2.902	8.382	9.391	242.511
65069100	Headgear; other than safety headgear, whether or not lined or trimmed; of rubber or plastic	15	643	549	31.042

Tabel 3 : Ekspor Indonesia menurut Komoditi ( Kode HS 8 digit )

Juli 2023

Kode H S	Uraian golongan barang	Berat bersih (Kg)		Nilai F.O.B. ( U S \$ )	
		Bulan ini	Kumulatif	Bulan ini	Kumulatif
		(1)	(2)	(3)	(4)
65069990	Headgear; other than safety headgear, whether or not lined or trimmed; of other materials; other than of furskin	83.317	923.551	330.222	3.974.430
65070000	Head-bands, linings, covers, hat foundations, hat frames, peaks and chinstraps, for headgear	27.648	56.181	385.241	1.124.268
66011000	Garden or similar umbrellas	29.796	150.702	147.145	1.296.189
66019100	Umbrellas and sun umbrellas (including walking-stick umbrellas, garden umbrellas); having a telescopic shaft	65	518	62	15.341
66019900	Umbrellas and sun umbrellas (including walking-stick umbrellas, garden umbrellas ); other than having a telescopic shaft	7.046	38.459	39.939	285.366
66020000	Walking-sticks, seat-sticks, whips, riding-crops and the like	7.626	58.384	15.034	144.653
66032000	Umbrella frames, including frames mounted on shafts (sticks)	272	1.604	256	16.499
66039010	Parts, trimmings and accessories; for articles of heading 6601	662	14.096	8.089	104.002
66039020	Parts, trimmings and accessories; for articles of heading 6602	-	171	-	5.549
67010000	Skins and other parts of birds with their feathers or down, feathers, parts of feathers, down and articles thereof (other than goods of heading 0505 and worked quills and scapes)	1.182	5.231	14.726	79.247
67021000	Artificial flowers, foliage, fruit and parts thereof; of plastics	38	159	46	1.507
67029010	Artificial flowers, foliage, fruit and parts thereof; of paper	5	221	12	437
67029020	Artificial flowers, foliage, fruit and parts thereof; of textile materials	-	255	-	2.380
67029090	Artificial flowers, foliage, fruit and parts thereof; of other materials; other than of paper or of textile materials	1.082	19.071	5.191	399.558
67030000	Human hair, dressed, thinned, bleached or otherwise worked; wool or other animal hair or other textile materials, prepared for use in making wigs or the like	25.149	134.514	198.241	722.201
67041100	Complete wigs; of synthetic textiles materials	442.282	3.197.498	10.809.113	86.897.798
67041900	False beards, eyebrows and eyelashes, switches and the like; of synthetic textiles materials	168.216	914.159	8.709.618	50.231.971
67042000	Wigs, false beards, eyebrows and eyelashes, switches and the like; of human hair	31.756	244.643	5.823.004	42.139.785
67049000	Wigs, false beards, eyebrows and eyelashes, switches and the like; of other materials	40.772	378.778	2.252.291	20.926.621
68010000	Setts, curbstones and flagstones, of natural stone (except slate)	771.739	4.631.588	418.530	2.646.246
68021000	Tiles,cubes&similar,whether/not rectangular (incl square) the largest face of which is capable of being enclosed in a square the side of which is<7 cm; artificially coloured granules,chippings&powder	798.411	3.656.971	871.971	3.998.167
68022100	Marble, travertine and alabaster; simply cut or sawn, with a flat or even surface	94.451	1.625.483	90.819	1.146.760
68022300	Granite; simply cut or sawn, with a flat or even surface	3.184	12.872	1.958	19.315
68022910	Other monumental or building stone and articles thereof, simply cut or sawn, with a flat or even surface; other calcareous stone	-	2	-	67
68022990	Other monumental or building stone and articles thereof, simply cut or sawn, with a flat or even surface; other than calcareous stone	1.707.392	10.422.468	1.266.668	8.534.880
68029110	Other articles monumental or building stone; marble	216.574	1.114.807	326.207	1.738.092
68029190	Other articles monumental or building stone; travertine and alabaster	20.111	133.717	15.196	256.600
68029200	Other articles monumental or building stone; other calcareous stone	8.186	197.362	14.680	264.927
68029390	Other articles monumental or building stone; granite; other than polished slabs	-	143.229	-	241.128
68029900	Other articles monumental or building stone; other stone; other than granite or calcareous stone or marble or travertine and alabaster)	1.221.462	7.709.894	1.225.320	8.301.642
68030000	Worked slate and articles of slate or of agglomerated slate	-	16.884	-	5.028

Tabel 3 : Ekspor Indonesia menurut Komoditi ( Kode HS 8 digit )

Juli 2023

Kode H S	Uraian golongan barang	Berat bersih (Kg)		Nilai F.O.B. ( U S \$ )	
		Bulan ini	Kumulatif	Bulan ini	Kumulatif
(1)	(2)	(3)	(4)	(5)	(6)
68041000	Millstones and grindstones for milling, grinding or pulping	363.840	2.559.835	1.105.306	8.192.994
68042100	Millstones, grindstones, grinding wheels and the like; of agglomerated synthetic or natural diamond	4.400	32.704	538.937	4.052.398
68042200	Millstones, grindstones, grinding wheels and the like; of other agglomerated abrasives or of ceramics	12.716	276.176	65.039	760.934
68042300	Millstones, grindstones, grinding wheels and the like; of natural stone	12.737	145.957	29.610	304.991
68043000	Hand sharpening or polishing stones	69	506	2.179	15.101
68051000	Natural or artificial abrasive powder or grain on a base of woven textile fabric only	17.449	95.888	111.380	685.040
68052000	Natural or artificial abrasive powder or grain on a base of paper of paperboard only	5.588	24.017	30.529	120.951
68053000	Natural or artificial abrasive powder or grain on a base of other materials	320	31.496	2.380	204.495
68061000	Slag wool, rock wool and similar mineral wools in bulk or sheets or rolls	1.812.364	8.464.196	2.226.401	10.658.584
68069000	Mixture and article of heat or sound insulating or sound absorb mineral waters	20.402	207.120	69.409	543.709
68071000	Articles of asphalt or of similar material in rolls	-	38	-	115
68079010	Articles of asphalt or of similar material, not in rolls; tiles	2.358	11.261	913	5.320
68079090	Articles of asphalt or of similar material, not in rolls; other than tiles	42.700	107.020	23.135	69.687
68080020	Roofing tiles, of vegetable fibre, of straw or of shavings	200	1.832	40	208
68080040	Tiles, of vegetable fibre, of straw or of shavings; other than roofing tiles	12.194	177.839	73.023	990.902
68080099	Panels, boards, blocks and similar articles, of straw or of shavings, chips, particles, sawdust or other waste, of wood, agglomerated with cement, plaster or other mineral binders	105.065	977.436	64.395	583.542
68091100	Board, sheet, panels, tiles and similar, not ornamented, faced or reinforced with paper or paperboard only	3.479.676	19.981.913	694.230	4.023.269
68091990	Articles of plaster of compositions based on plaster; boards, sheets, panels; not ornamented	42.620	217.062	9.094	48.051
68099010	Dental moulds of plaster	4	35	73	541
68099090	Articles of plaster of compositions based on plaster; other than those of HS 68091100 - 68099010	2.000	11.443	375	4.010
68101100	Building blocks and bricks, of cement, of concrete or of artificial stone, whether or not reinforced	608.916	2.865.170	69.209	293.893
68101910	Tiles, of cement, of concrete or of artificial stone, whether or not reinforced	21.073	175.814	9.069	57.731
68101990	Flagstones, of cement, of concrete or of artificial stone, whether or not reinforced	264.569	1.358.920	238.235	1.217.527
68109110	Building piles of concrete	-	66.000	-	36.337
68109190	Prefabricated structural components for building or civil engineering; other than building piles of concrete	20	203.627	1.790	157.956
68109900	Articles of cement, of concrete, of artificial stone, whether/not reinforced; other than tiles, flagstones, bricks & similar articles other than prefabricated structural components for building/civil engineering	1.338.328	5.811.818	2.067.660	9.322.821
68114010	Corrugated sheets containing asbestos	80.000	1.291.760	14.280	234.925
68114021	Floor or wall tiles containing plastics, containing asbestos	-	1	-	1
68114022	Sheets, panels, tiles and similar articles containing asbestos for roofing facing or partitioning	-	13.505	-	14.277
68114029	Sheets, panels, tiles and similar articles containing asbestos; other than floor or wall tiles containing plastics; other than for roofing facing or partitioning	185.372	608.122	90.018	325.755
68114030	Tubes or pipes containing asbestos	-	1.332	-	1.035
68114040	Tubes or pipes fittings containing asbestos	-	311	-	566
68114090	Articles of asbestos-cement, of cellulose fibre-cement or the like; containing asbestos; other than those of HS 68114010 - 68114050	700	715	423	581
68118100	Corrugated sheets not containing asbestos	43.300	3.848.213	7.662	762.046



Tabel 3 : Ekspor Indonesia menurut Komoditi ( Kode HS 8 digit )

Juli 2023

Kode H S	Uraian golongan barang	Berat bersih (Kg)		Nilai F.O.B. ( U S \$ )	
		Bulan ini	Kumulatif	Bulan ini	Kumulatif
(1)	(2)	(3)	(4)	(5)	(6)
68118220	Sheets, panels, tiles and similar articles not containing asbestos for roofing facing or partitioning	-	819.939	-	161.956
68118290	Sheets, panels, tiles and similar articles not containing asbestos; other than floor or wall tiles containing plastics; other than for roofing facing or partitioning	5.329.329	40.740.647	1.195.848	9.819.270
68118910	Tubes or pipes not containing asbestos	-	389	-	1.175
68118930	Articles of asbestos-cement, of cellulose fibre-cement or the like; not containing asbestos; of a kind used for building construction of containing asbestos	-	85.982	-	13.386
68118990	Articles of asbestos-cement, of cellulose fibre-cement or the like; not containing asbestos; n.e.c. in heading 6811	592.560	3.623.575	142.560	891.085
68128020	Clothing of crocidolite fibres	5	745	178	3.092
68128050	Clothing accessories, footwear & headgear; fabricated crocidolite fibre; mixt with a basis of crocidolite/crocidolite & magnesium carbonate; yarn & thread; cords & strings, whether/not plaited; woven fabrics	33	251	2.720	5.269
68129110	Clothing other than of crocidolite fibres	84	1.502	19	9.470
68129190	Clothing accessories, footwear and headgear, other than of crocidolite fibres	-	116	-	480
68129920	Floor or wall tiles, other than of crocidolite	24.840	438.841	3.464	70.032
68129951	Mixtures with a basis of asbestos or with a basis of asbestos and magnesium carbonate of a kind used for the manufacture of goods of heading 6813	-	7	-	90
68129990	Fabricated asbestos fibres and other mixtures with a basis of asbestos other than of crocidolite; n.e.c. in heading 6812	3.748	31.990	4.895	47.411
68132010	Brake lining and pad of friction material and articles, containing asbestos	19	1.632	1.673	39.325
68132090	Friction material and articles thereof, not mounted; containing asbestos; other than brake lining and pad	-	2.131	-	50.345
68138100	Brake lining and pad of friction material and articles, not containing asbestos	93.925	578.692	480.748	3.052.126
68138900	Friction material and articles thereof, not mounted; not containing asbestos; other than brake lining and pad	31.927	138.979	370.591	1.750.451
68141000	Plates, sheets, strips, of agglomerated or reconstituted mica, whether or not on a support	-	331	-	2.379
68149000	Worked mica and articles of mica whether or not on a support of paper, paperboard or other materials; other than plates, sheets and strips of agglomerated or reconstituted mica	-	386	-	1.255
68151100	Carbon fibres	4	551	119	18.511
68151200	Fabrics of carbon fibres	-	83	-	1.893
68151310	Yarn or thread of carbon fibres	2.036	20.426	1.600	18.980
68151390	Other than yarn or thread of carbon fibres	378	2.287	817	4.924
68151910	Yarn or thread of other carbon fibres	-	6	-	512
68151920	Bricks, paving slabs, floor tiles and similar articles of other carbon fibres	60.553	590.094	62.219	542.760
68151990	Articles of carbon fibres for non-electrical uses; other articles of graphite or other carbon for non-electrical uses; other than those of HS 68151100 - 68151920	83.023	266.222	49.942	221.646
68152000	Articles of peat	1.293	1.294	1.142	1.162
68159900	Articles of stone or of other mineral substances not containing magnesite, magnesia in the form of periclase, dolomite including in the form of dolime, or chromite	233.049	4.781.760	471.142	4.224.875
69010000	Bricks, blocks, tiles and other ceramic goods of siliceous fossil meals (for example, kieselguhr, tripolite or diatomite) or of similar siliceous earths	207.886	1.170.792	47.182	296.081
69021000	Refractory bricks, blocks, tiles and similar refractory ceramic constructional goods containing by weight, more than 50 % of the elements Mg, Ca or Cr, expressed as MgO, CaO or Cr2O3	36	39.839	21	58.030

Tabel 3 : Ekspor Indonesia menurut Komoditi ( Kode HS 8 digit )

Juli 2023

Kode H S	Uraian golongan barang	Berat bersih (Kg)		Nilai F.O.B. ( U S \$ )	
		Bulan ini	Kumulatif	Bulan ini	Kumulatif
(1)	(2)	(3)	(4)	(5)	(6)
69022000	Refractory bricks, blocks, tiles and similar refractory ceramic constructional goods containing by weight more than 50% of alumina (Al <sub>2</sub> O <sub>3</sub> ), of silica (SiO <sub>2</sub> ) of a mixture or compound of these products	48.060	67.306	9.133	16.441
69029000	Refractory bricks, blocks, tiles and similar refractory ceramic constructional goods, other than those of siliceous fossil meals or similar siliceous earths; n.e.c. in heading 6902	279.388	2.020.623	76.454	526.139
69032000	Other refractory ceramic goods containing by weight more than 50 % of alumina (Al <sub>2</sub> O <sub>3</sub> ) or of a mixture or compound of alumina and of silica (SiO <sub>2</sub> )	-	9.819	-	15.050
69039000	Other refractory ceramic goods, other than those of siliceous fossil meals or of similar siliceous earths; n.e.c. in heading 6903	6.786	137.380	20.979	451.818
69041000	Ceramics building bricks	12.214	181.521	4.521	36.934
69049000	Flooring blocks, support or filler tiles and the like	233.950	2.249.989	72.821	531.913
69051000	Roofing tiles of ceramic	60.996	923.413	11.701	245.457
69059000	Chimney pot, cowl, chimney liner, architect ornament & other ceramic construction	1.697	104.800	1.191	52.120
69060000	Ceramic pipes, conduits ,guttering, pipe fittings	-	1.922	-	1.312
69072110	Lining tiles of a kind used for grinding mills, other than those of subheadings 690730 and 690740; unglazed; of a water absorption coefficient by weight not exceeding 0.5% :	550	3.866	5.990	40.539
69072121	Flag and paving,hearth/wall tile; unglazed other than of subheading 690730 & 690740 in a square the side of which is less than 7 cm and water absorption coefficient by weight not exceeding by 0.5%	-	4.947	-	666
69072122	Ceramic, wall tile, unglazed; large other than of subheading 690730 & 690740 in a square the side of which is less than 7 cm and water absorption coefficient by weight not exceeding by 0.5%	153	32.251	75	17.347
69072123	Flag and paving,hearth/wall tile; glazed other than of subheading 690730 & 690740 in a square the side of which is less than 7 cm and water absorption coefficient by weight not exceeding by 0.5%	202.246	1.939.505	55.543	440.444
69072124	Ceramic, wall tile, glazed; large other than of subheading 690730 & 690740 in a square the side of which is less than 7 cm and water absorption coefficient by weight not exceeding by 0.5%	703.337	1.476.778	133.040	303.354
69072191	Flag and paving,hearth/wall tile; unglazed other than of subheading 690730 & 690740 in a square the side of which is 7 cm or more and water absorption coefficient by weight not exceeding by 0.5%	169.477	803.909	57.598	279.204
69072192	Ceramic, wall tile, unglazed; large other than of subheading 690730 & 690740 in a square the side of which is 7 cm or more and water absorption coefficient by weight not exceeding by 0.5%	-	1.202	-	62
69072193	Flag and paving,hearth/wall tile; glazed other than of subheading 690730 & 690740 in a square the side of which is 7 cm or more and water absorption coefficient by weight not exceeding by 0.5%	2.947.626	15.117.974	1.056.209	6.742.649
69072194	Ceramic, wall tile, glazed; large other than of subheading 690730 & 690740 in a square the side of which is 7 cm or more and water absorption coefficient by weight not exceeding by 0.5%	1.865.601	17.375.579	724.167	5.949.715
69072213	Flag and paving,hearth/wall tile; glazed other than of subheading 690730 & 690740 in a square the side of which is < 7 cm and water absorption coefficient by weight exceeding 0.5% but not exceeding 10%	344.017	1.587.379	60.567	298.831
69072214	Ceramic, wall tile, glazed; large oth than of subheading 690730 & 690740 in a square the side of which is less than 7 cm and water absorption coefficient by weight exceeding 0.5% but not exceeding 10%	21.505	21.605	2.499	2.730

Tabel 3 : Ekspor Indonesia menurut Komoditi ( Kode HS 8 digit )

Juli 2023

Kode H S	Uraian golongan barang	Berat bersih (Kg)		Nilai F.O.B. ( U S \$ )	
		Bulan ini	Kumulatif	Bulan ini	Kumulatif
		(1)	(2)	(3)	(4)
69072291	Flag and paving,hearth/wall tile; unglazed other than of subheading 690730 & 690740 in a square side of which is $\geq$ 7 cm and water absorption coefficient by weight exceeding 0.5% but not exceeding 10%	-	1.057.560	-	137.681
69072293	Flag and paving,hearth/wall tile; glazed other than of subheading 690730 & 690740 in a square the side of which is $\geq$ 7 cm and water absorption coefficient by weight exceeding 0.5% but not exceeding 10%	2.582.822	24.323.900	457.596	4.276.100
69072294	Ceramic, wall tile, glazed; large other than of subheading 690730 & 690740 in a square the side of which is $\geq$ 7 cm and water absorption coefficient by weight exceeding 0.5% but not exceeding 10%	188.118	3.399.150	60.764	884.302
69072313	Flag and paving,hearth/wall tile; glazed other than of subheading 690730 & 690740 in a square the side of which is less than 7 cm and water absorption coefficient by weight exceeding 10%	3.391.361	18.680.586	725.432	3.902.112
69072393	Flag and paving,hearth/wall tile; glazed other than of subheading 690730 & 690740 in a square the side of which is $\geq$ 7 cm and water absorption coefficient bby weight exceeding 10%	1.149.768	3.112.175	276.592	796.101
69072394	Ceramic, wall tile, glazed; large other than of subheading 690730 & 690740 in a square the side of which is $\geq$ 7 cm and water absorption coefficient by weight exceeding 10%	5.580.011	34.113.529	948.016	6.119.849
69073011	Mosaic cubes and the like, other than subheading 690740; unglazed, having the largest face of which is capable of being enclosed in a square the side of which is less than 7 cm	-	0	-	1
69073019	Mosaic cubes and the like, other than subheading 690740; unglazed, having the largest face of which is capable of being enclosed in a square the side of which is 7 cm or more	-	340	-	358
69073099	Mosaic cubes and the like, other than subheading 690740, glazed; lhaving the largest face of which is capable of being enclosed in a square the side of which is 7 cm or more	37	4.791	178	10.063
69074010	Finishing ceramics of a kind used for lining grinding mills; unglazed	3.524	26.674	53.308	446.723
69074021	Finishing ceramics of other articles, having largest surface area visible after mounting is not exceeding 49 cm <sup>2</sup> ; unglazed	150	128.288	648	45.817
69074022	Finishing ceramics of other articles, having largest surface area visible after mounting is not exceeding 49 cm <sup>2</sup> ; glazed	-	31.536	-	6.700
69074092	Finishing ceramics of other articles, having largest surface area visible after mounting is more than 49 cm <sup>2</sup> ; glazed	-	28.699	-	13.958
69091100	Ceramic of porcelain or china for laboratory, chemical other technical use	623.693	3.650.599	2.552.970	16.058.299
69091200	Article having a hardness equivalent to 9 or more on the Mohs scale for laboratory, chemical other technical use	1.145	1.145	3.400	3.400
69091900	Ceramic wares for laboratory, chemical or other technical uses, other than articles having a hardness equivalent to 9 or more on the Mohs scale or of porcelain or china	523.619	3.763.097	5.605.072	40.219.454
69099000	Ceramic wares; pots, jars and similar articles of a kind used for the conveyance or packing of goods and ceramic troughs, tubs and similar receptacles used in agriculture	56.112	283.806	124.437	590.753
69101000	Ceramic sinks, wash basins, wash basin, of porcelain or china	1.179.075	8.213.894	2.911.782	18.631.831
69109000	Ceramic sinks, wash basins, wash basin, other than of porcelain or china	39.496	237.602	81.117	426.770
69111000	Tableware and kitchenware, of porclain or china	928.780	5.359.066	5.696.141	33.421.888
69119000	Other household articles and toilet articles, of porcelain or china	47.370	263.595	296.057	1.590.839
69120000	Ceramic tableware, kitchenware, other household articles and toilet articles, other than of porcelain or china	264.076	2.530.681	987.169	8.011.717
69131010	Ornamental cigarette box and ashtray, of porcelain or china	-	809	-	6.065

Tabel 3 : Ekspor Indonesia menurut Komoditi ( Kode HS 8 digit )

Juli 2023

Kode H S	Uraian golongan barang	Berat bersih (Kg)		Nilai F.O.B. ( U S \$ )	
		Bulan ini	Kumulatif	Bulan ini	Kumulatif
		(1)	(2)	(3)	(4)
69131090	Statuettes and other ornamental ceramic articles, of porcelain or china; other than ornamental cigarette boxes and ashtrays	9.312	83.648	103.421	893.293
69139010	Ornamental cigarette box and ashtray, other than of porcelain or china	41	342	704	2.034
69139090	Statuettes and other ornamental ceramic articles, other than of porcelain or china; other than ornamental cigarette boxes and ashtrays	42.248	485.513	111.402	1.344.598
69141000	Other ceramic articles, of porcelain or china	3.125	112.891	9.865	297.755
69149000	Other ceramic articles, other than of porcelain or china	157.541	1.354.582	236.600	1.715.851
70021000	Glass in balls	-	243	-	1.234
70023110	Fused quartz or fused silica of a kind used to manufacture vacuum tubes	-	12	-	738
70023190	Fused quartz or fused silica of a kind used to other than manufacture vacuum tubes	6	215	436	1.211
70023240	Glass in tubes, unworked, having a linear coefficient of expansion < 5x10 <sup>-6</sup> per Kelvin w/ temperature range of 0 oC to 300 oC; of clear neutral borosilicate glass,w/ diameter ≥ 3mm but < 22mm	-	36	-	40
70023290	Glass in tubes, unworked, having a linear coefficient of expansion not exceeding 5 x 10 <sup>-6</sup> per Kelvin within a temperature range of 0 oC to 300 oC, other than those of HS 70023210 - 70023240	-	1	-	105
70023920	Glass in tubes, unworked, of clear neutral borosilicate glass, with a diameter of 3 mm or more but not more than 22 mm	1.157	8.421	1.329	21.948
70023990	Glass in tubes, unworked, n.e.c. in heading 7002	409	3.536	9.826	88.412
70031210	Cast and rolled glass in non-wired sheet; colourd; opacified; flashed reflecting or non layer; optical glass, not optically worked	-	5	-	44
70031220	Cast & rolled glass in non-wired sheet; colourd; opacified; flashed reflecting or non layer; other than optical glass; in squares or rectangular shape, whether or not one or more corners have been cut	602	6.064	1.844	11.782
70031290	Cast & rolled glass in non-wired sheet; colourd; opacified; flashed reflecting or non layer; other than optical glass; other than in squares or rectangular shape	2.765	21.105	7.883	53.866
70031910	Cast and rolled glass in non-wired sheet; not coloured, opacified, flashed reflecting or non layer; optical glass, not optically worked	-	5	-	678
70031990	Cast & rolled glass in non-wired sheet; not coloured, opacified, flashed reflecting/ non layer; other than optical glass; other than in squares or rectangular shape	-	154.045	-	129.028
70032090	Cast glass and rolled glass in wired sheets; other than in squares or rectangular shape	-	3	-	139
70033010	Cast glass and rolled glass in profiles; in squares or rectangular shape, whether or not one or more corners have been cut	1	131	3	238
70033090	Cast glass and rolled glass in profiles; other than in squares or rectangular shape	191	976	713	2.506
70042090	Optical glass ; coloured throughout, opacified, flashed or having an absorbent, reflecting or non-reflecting layer; optically work; other than in squares or rectangular shape	41	3.939	591	169.530
70049020	Optical glass in squares or rectangular shape, whether or not one/more corners have been cut; not coloured, opacified, flashed /having an absorbent, reflecting/non-reflecting layer; optically worked	25	27	10	310
70049090	Optical glass; not coloured throughout, opacified, flashed or having an absorbent, reflecting or non-reflecting layer; optically work; other than in squares or rectangular shape	-	388	-	2.340
70051010	Optical float glass, not optically worked, having an absorbent, reflecting or non- reflecting layer	6.135.753	44.298.742	2.048.291	14.363.997

**Tabel 3 : Ekspor Indonesia menurut Komoditi ( Kode HS 8 digit )**

**Juli 2023**

Kode H S	Uraian golongan barang	Berat bersih (Kg)		Nilai F.O.B. ( U S \$ )	
		Bulan ini	Kumulatif	Bulan ini	Kumulatif
(1)	(2)	(3)	(4)	(5)	(6)
70051090	Non-wired glass, having an absorbent, reflecting or non- reflecting layer; other than optical float glass, not optically worked	3.197.962	19.447.865	2.434.090	14.745.297
70052110	Optical float glass, not optically worked; coloured throughout, opacified, flashed or merely surface ground; not having an absorbent, reflecting or non- reflecting layer	7.112.191	47.978.618	2.941.138	20.861.082
70052190	Other non-wired glass; coloured throughout, opacified, flashed or merely surface ground; not having an absorbent, reflecting or non- reflecting layer	12.636.927	97.359.971	6.007.572	45.048.127
70052990	Other non-wired glass; not coloured throughout, opacified, flashed or merely surface ground; not having an absorbent, reflecting or non- reflecting layer	863.415	12.275.991	362.371	4.446.386
70053090	Wired glass, other than in squares or rectangular shape, whether or not one or more corners have been cut	-	5.596	-	17.613
70060090	Glass of heading 7003, 7004 or 7005, bent, edge-worked, engraved, drilled, enamelled or otherwise worked, but not framed or fitted with other materials; other than optical glass	399	35.543	2.522	110.618
70071110	Toughened (tempered) safety glass suitable for vehicles of chapter 87	425.945	3.039.288	1.350.569	9.314.307
70071120	Toughened (tempered) safety glass suitable for aircraft, spacecraft of chapter 88	-	15	-	15.981
70071190	Toughened (tempered) safety glass suitable other than of chapter 87 and 88	15	325	10	860
70071910	Toughened (tempered) safety glass suitable for machine of heading 8429 or 8430	-	8	-	163
70071990	Toughened (tempered) safety glass suitable for other machinery	75.339	366.274	182.349	701.867
70072110	Laminated safety glass suitable for vehicles of chapter 87	285.325	2.734.765	740.153	5.961.740
70072120	Laminated safety glass suitable for aircraft, spacecraft of chapter 88	25	25	370	370
70072990	Laminated safety glass suitable for other machinery	34.525	646.249	44.885	842.854
70080000	Multiple-walled insulating units of glass	78.020	622.997	165.584	1.551.224
70091000	Rear-view mirrors for vehicles	16.677	169.775	403.948	3.045.645
70099100	Unframed glass mirrors	946.396	7.244.859	702.764	5.466.682
70099200	Framed glass mirrors	131.286	1.022.340	842.299	5.693.892
70101000	Ampoules of glass	35.646	218.010	358.713	2.147.350
70102000	Stoppers, lids and other closures of glass	73	163	163	995
70109010	Carboys and demijohns of glass	-	182	-	72
70109040	Bottles and phials, of a kind used for antibiotics, serums and other injectable liquids; bottles of a kind used for intravenous fluids	151.371	1.204.623	1.254.943	10.516.513
70109091	Flasks, jars, pots, and other containers, of glass, of a kind used for the conveyance or packing of goods; preserving jars of glass; of a capacity exceeding 1 l	5	12.801	7	8.195
70109099	Flasks, jars, pots, and other containers, of glass, of a kind used for the conveyance or packing of goods; preserving jars of glass; of a capacity not exceeding 1 l	5.980.413	19.117.888	2.693.469	9.551.295
70111010	Glass envelops for electric lighting; stems	-	21	-	1.243
70111090	Glass envelops for electric lighting; other than stems	79	1.310	2.421	20.009
70112000	Glass envelops for cathode-ray tubes	32	311	417	2.554
70119000	Glass envelopes (including bulbs and tubes), open, and glass parts thereof, without fittings; other than in subheading 701110 - 701112	-	9	-	305
70131000	Glassware of a kind used for table, kitchen, toilet, office, indoor decoration or similar purposes (other than that of heading 7010 or 7018), of glass-ceramic	8.601	52.154	15.319	93.745
70132800	Stemware drinking glasses, other than of glass ceramics; other than of lead crystal	167.860	695.034	152.926	696.138
70133300	Drinking glasses, other than glass ceramics; of lead crystal	-	865	-	3.524
70133700	Drinking glasses, other than of glass ceramics; other than of lead crystal	432.373	2.301.221	312.314	1.782.373

Tabel 3 : Ekspor Indonesia menurut Komoditi ( Kode HS 8 digit )

Juli 2023

Kode H S	Uraian golongan barang	Berat bersih (Kg)		Nilai F.O.B. ( U S \$ )	
		Bulan ini	Kumulatif	Bulan ini	Kumulatif
		(1)	(2)	(3)	(4)
70134100	Glassware of a kind used for table (other than drinking glasses) or kitchen purposes, other than glass ceramics; of lead crystal	33	411	47	4.125
70134200	Glassware of a kind used for table (oth than drinking glasses)/kitchen purposes, oth than glass ceramics; of glass, linear coefficient of expansion $\leq 5 \times 10^{-6}$ per Kelvin, temperature of 0 oC to 300 oC	93.240	455.157	52.600	279.382
70134900	Glassware of a kind used for table (other than drinking glasses) or kitchen purposes, other than of glass-ceramics; other than those in HS 70134100 - 70134200	3.936.031	23.265.231	2.958.356	17.400.727
70139100	Glassware of a kind used for table, kitchen, toilet, office, indoor decoration or similar purposes; other than those of subheading 701310 - 701349; of lead crystal	-	57	-	10.675
70139900	Glassware of a kind used for table, kitchen, toilet, office, indoor decoration or similar purposes; other than those of subheading 701310 - 701349; other than of lead crystal	262.399	1.678.997	735.189	4.948.949
70140010	Signalling glassware and optical elements of glass (other than those of heading 7015), not optically worked, of a kind suitable for use in motor vehicles	-	3	-	115
70140090	Signalling glassware and optical elements of glass (other than those of heading 7015), not optically worked, other than of a kind suitable for use in motor vehicles	723	4.312	343.277	1.895.795
70151000	Glasses for corrective spectacles	0	280	296	13.980
70159010	Clock or watch glasses	0	1	36	46
70159090	Glasses for non-corrective spectacles, curved, bent, hollowed or the like, not optically worked; hollow glass spheres and their segments, for the manufacture of such glasses	1	9	1.008	1.309
70161000	Glass cubes and other glass smallwares, whether or not on a backing, for mosaics or similar decorative purposes	396	3.568	16.571	79.372
70169000	Paving blocks,slabs,bricks,squares,tiles&oth articles of pressed glass,whether/not wired,for building purposes;leaded lights;multicellular/foam glass in blocks,panels,plates,shells/similar forms	2.957.259	16.600.625	1.275.729	7.195.133
70171010	Quartz reactor tubes and holders designed for insertion into diffusion and oxidation furnaces for production of semiconductor wafers	-	7	-	3.069
70171090	Laboratory, hygienic or pharmaceutical glassware, whether or not graduated or calibrated; of other fused silica	-	0	-	7
70172000	Laboratory, hygienic/pharmaceutical glassware,whether/not graduated/calibrated; of oth glass having a linear coefficient of expansion $\leq 5 \times 10^{-6}$ per Kelvin within a temperature range of 0 oC to 300 oC	3.056	32.038	76.939	664.434
70179000	Laboratory, hygienic or pharmaceutical glassware, whether or not graduated or calibrated; n.e.c. in heading 7017	16.959	75.014	233.360	1.055.484
70181010	Glass beads	896	6.130	13.734	56.250
70181090	Imitation pearls, imitation precious or semi-precious stonesand similar glass smallwares	515	5.553	21.829	210.022
70182000	Glass microspheres not exceeding 1 mm in diameter	794	3.226	7.840	35.032
70189010	Glass eyes other than prosthetic articles	-	3.447	-	6.752
70189090	Statuettes and other ornaments of lamp- worked glass, other than imitation jewellery	38	3.341	602	23.104
70191200	Rovings	10	189.520	67	121.516
70191300	Other yarn, slivers	-	250	-	1.420
70191500	Chemically bonded mats	1.311	16.095	14.212	218.682
70191900	Glass fibres and articles thereof; slivers, rovings, yarn and chopped strands and mats thereof, other than in subheading 701911 to 701915	626	27.848	1.527	116.958
70196100	Closed woven fabrics of rovings; mechanically bonded fabrics	-	28.400	-	41.416
70196400	Closed woven fabrics, plain weave, of yarns, coated or laminated; mechanically bonded fabrics	2.175	14.790	15.995	112.713

Tabel 3 : Ekspor Indonesia menurut Komoditi ( Kode HS 8 digit )

Juli 2023

Kode H S	Uraian golongan barang	Berat bersih (Kg)		Nilai F.O.B. ( U S \$ )	
		Bulan ini	Kumulatif	Bulan ini	Kumulatif
(1)	(2)	(3)	(4)	(5)	(6)
70196600	Open woven fabrics of a width exceeding 30 cm; mechanically bonded fabrics	36.311	226.516	120.023	835.791
70196900	Glass fibres and articles thereof; mechanically bonded fabrics, other than those of subheading 701961 - 701966	-	150	-	1.286
70197100	Veils (thin sheets); chemically bonded fabrics	-	6	-	168
70199030	Glass fibre, excluding glass wool	3	444	53	1.548
70199090	Glass fibres and articles thereof; other than those of HS 70191100 - 70199050	9.755	72.441	53.383	472.239
70200011	Glass moulds, of a kind used for the manufacture of acrylic goods	1.227	8.579	5.195	25.617
70200019	Glass moulds, of a kind other than used for the manufacture of acrylic goods	28.770	137.854	105.827	429.032
70200020	Quartz reactor tubes and holders designed for insertion into diffusion and oxidation furnaces for production of semiconductor wafers	1	1	109	109
70200030	Glass inners for vacuum flasks or other vacuum vessels	128	3.189	1.062	13.911
70200040	Evacuated tubes for solar energy collectors	33	438	1.245	1.352
70200090	Other articles of glass; n.e.c in heading 7020	26.044	246.394	79.485	810.018
71012100	Unworked cultured pearls	881	5.836	14.085.862	64.845.246
71012200	Worked cultured pearls	10	78	101.338	818.006
71022900	Industrial diamond, worked	0	1	45.858	1.532.202
71023900	Non-industrial diamond, worked	-	1	-	173.062
71031090	Precious stones (other than diamonds) and semi-precious stones, unworked or simply sawn or roughly shaped; other than rubies or jade	-	361	-	14.785
71039190	Sapphires and emeralds, worked	1	74	253	2.641
71039900	Precious stones (other than diamonds) and semi-precious stones, worked; other than rubies, sapphires and emeralds	326.981	1.002.745	141.940	1.056.511
71041020	Piezo-electric quartz, worked	40	59	266	4.620
71042100	Synthetic or reconstructed diamonds, unworked or simply sawn or roughly shaped	0	1	187	2.453
71049100	Synthetic or reconstructed diamonds, worked	-	24	-	81.675
71049900	Synthetic or reconstructed precious or semi-precious stones, other than diamonds, worked	-	83	-	3.341
71051000	Dust and powder of diamonds	-	0	-	23
71059000	Dust and powder of natural or synthetic precious or semi- precious stones, other than of diamonds	-	1	-	1
71069100	Silver, unwrought	8.988	69.285	6.742.834	50.304.367
71070000	Base metals clad with silver, not further worked than semi- manufactured	-	7	-	1.856
71081210	Non-monetary gold in unwrought forms; in lumps, ingots or cast bars	1.275	7.625	80.088.941	475.274.110
71081290	Non-monetary gold in unwrought forms; other than in lumps, ingots or cast bars	-	1	-	1.565
71101190	Platinum, unwrought or in powder form; other than in lumps, ingots, cast bars or in powder form	-	1	-	1
71110090	Base metals, other than silver or gold, clad with platinum, not further worked than semi-manufactured	5	5	395	395
71123000	Ash containing precious metal or precious metal compounds	21.000	168.661	6.600	530.712
71129100	Waste and scrap of gold, including metal clad with gold but excluding sweepings containing other precious metals	3	165	37.775	377.669
71129200	Waste and scrap of platinum, including metal clad with platinum but excluding sweepings containing other precious metals	2.827	6.835	475.144	1.288.182
71129910	Waste and scrap of silver, including metal clad with silver but excluding sweepings containing other precious metals	1.362	35.974	171.578	3.211.633
71129990	Waste & scrap of precious metal (oth than of gold, platinum, silver);waste&scrap containing precious metal/metal compounds,principally for the recovery of precious metal oth than goods of heading 8549	-	666.630	-	600.539.992
71131110	Part of silver jewellery, whether or not plated or clad with precious metal	110	1.063	365.045	3.514.829

Tabel 3 : Ekspor Indonesia menurut Komoditi ( Kode HS 8 digit )

Juli 2023

Kode H S	Uraian golongan barang	Berat bersih (Kg)		Nilai F.O.B. ( U S \$ )	
		Bulan ini	Kumulatif	Bulan ini	Kumulatif
		(1)	(2)	(3)	(4)
71131190	Articles of silver jewellery other than its parts, whether or not plated or clad with precious metal	8.822	61.523	7.818.309	50.871.993
71131910	Part of other precious metal jewellery (other than of silver), whether or not plated or clad with precious metal	1.560	6.353	91.382.322	377.713.580
71131990	Articles of other precious metal jewellery (other than its parts), other than of silver, whether or not plated or clad with precious metal	4.214	51.794	174.957.250	2.596.642.628
71132010	Part of base metal jewellery, clad with precious metal	20	20	34	34
71132090	Articles of base metal jewellery, other than its parts, clad with precious metal	39	635	16.966	125.976
71141100	Articles of silversmiths' wares and parts there of, whether or not plated or clad with other precious metal	40	273	29.637	167.496
71141900	Articles of goldsmiths' wares and parts there of, whether or not plated or clad with other precious metal	-	1.010	-	48.557.995
71151000	Catalysts in the form of wire cloth or grill, of platinum	250	980	2.170	6.884
71159010	Other articles of gold or silver	95	113	102.787	131.863
71159090	Other articles of precious metal or of metal clad with precious metal; other than catalysts in the form of wire cloth/grill, of platinum; other than of gold/silver, or of metal clad with gold/ silver	115	117	2.047	2.819
71161000	Articles of natural or cultured pearl	2	249	120.627	122.845
71162000	Articles of precious or semi-precious stones (natural, synthetic or reconstructed)	18.509	23.627	49.696	98.609
71171110	Imitation jewellery of base metal, whether or not plated with precious metal; parts of cuff-links and studs	-	145	-	5.086
71171190	Imitation jewellery of base metal, whether or not plated with precious metal; cuff-links and studs; other than its parts	5.646	53.025	643.784	3.951.205
71171910	Imitation jewellery of base metal, whether or not plated with precious metal; other than cuff-links and studs; bangles	2	166	1.080	29.475
71171920	Imitation jewellery of base metal, whether or not plated with precious metal; other than cuff-links and studs; other than bangles	7.643	62.587	368.907	2.535.435
71171990	Part of imitation jewellery of base metal, whether or not plated with precious metal; other than parts of cuff-links and studs	6.082	54.152	304.059	3.031.941
71179010	Imitation jewellery; other than of base metal; bangles	38	354	953	12.731
71179020	Imitation jewellery; other than of base metal; other than bangles	678	8.427	15.730	359.288
71179094	Parts of imitation jewelry; wholly of plastics, glass, wood, worked tortoise shell, ivory, bone, horn, coral, mother-of-pearl, other animal carving material, worked vegetable/mineral carving material/ of porcelain	25.816	124.424	79.103	269.919
71179099	Part of imitation jewellery, other than of base metal; other than those of HS 71179094	35.833	136.775	287.084	1.931.127
71181010	Silver coin, not being legal tender	6	6	250	250
71181090	Coin (other than gold coin), not being legal tender; other than silver coin	41	289	1.290	8.669
71189010	Gold coin, whether or not legal tender	-	1.525	-	26.561
71189090	Coin, whether or not legal tender; other than gold coin or silver coin	53	168	2.302	6.031
72015000	Alloy pig iron; spiegeleisen	-	25.283.881	-	22.226.147
72022100	Ferro- silicon containing by weight more than 55 % silicon	-	623.300	-	995.910
72023000	Ferro-silico-manganese	332.270	5.268.360	347.636	5.976.632
72026000	Ferro-nickel	754.731.759	4.391.460.250	1.258.104.440	8.446.999.275
72029900	Ferro-alloys; n.e.c. in heading 7202	3.900	11.200	12.325	32.000
72041000	Waste and scrap of cast iron	33.867	538.474	23.267	404.879
72042100	Waste and scrap of alloy steel; of stainless steel	3.110.902	18.431.771	4.483.921	27.376.686
72042900	Waste and scrap, of alloy steel; other than of stainless steel	-	15	-	3
72044900	Waste and scrap of iron or steel; other than turning, shaving, chip, milling waste, sawdust, filing, trimming and stamping, whether or not in bundle	-	655.551	-	360.386



Tabel 3 : Ekspor Indonesia menurut Komoditi ( Kode HS 8 digit )

Juli 2023

Kode H S	Uraian golongan barang	Berat bersih (Kg)		Nilai F.O.B. ( U S \$ )	
		Bulan ini	Kumulatif	Bulan ini	Kumulatif
		(1)	(2)	(3)	(4)
72045000	Remelting scrap ingots of iron or steel	-	4	-	0
72051000	Granules, of pig iron, spiegeleisen, iron or steel	-	2.352	-	2.279
72052100	Powders of alloy steel	-	33.002	-	70.752
72052900	Powders, of pig iron, spiegeleisen, iron or steel; other than of alloy steel	2.250	82.503	2.520	192.994
72061010	Iron and non-alloy steel in ingots or other primary forms other than iron heading of 7203, containing by weight more than 06% of carbon	-	0	-	30
72061090	Iron and non-alloy steel in ingots or other primary forms other than iron heading of 7203, containing by weight not more than 06% of carbon	2	3	7	8
72069000	Iron and non-alloy steel in primary forms other than iron heading of 7203, other than ingot	10.941	70.521	184.335	849.841
72071100	Semi-finished products of iron or non-alloy steel; containing by weight < 0.25 % of carbon; of rectangular (including square) cross-section, the width measuring less than twice the thickness	53.986.560	505.498.840	27.707.689	273.737.747
72071210	Semi-finished products of iron or non-alloy steel slabs; containing by weight < 0.25% of carbon; of rectangular (other than square) cross-section, the width measuring less than twice the thickness	89.598.920	440.665.428	48.631.947	261.683.405
72071290	Semi-finished products of iron/non-alloy steel oth than slabs; containing by weight < 0.25% of carbon;of rectangular (other than square) cross-section,the width measuring less than twice the thickness	579	9.575	2.145	52.726
72071900	Semi-finished products of iron or non-alloy steel; containing by weight < 0.25 % of carbon; other than of rectangular cross-section, the width measuring less than twice the thickness	70	13.694	70	24.612
72072010	Semi-finished products of iron or non-alloy steel slabs; containing by weight ≥ 0.25 % but < 0.6 % of carbon	-	49.911.240	-	30.412.000
72072029	Other than blocks roughly shaped by forging; sheet bars, not slabs; containing by weight ≥ 0.25 % but < 0.6 % of carbon	93.623.460	393.880.800	49.744.426	211.987.133
72072092	Blocks roughly shaped by forging; sheet bars, not slabs; containing by weight ≥ 0.6 % of carbon	55	4.078	556	24.475
72072099	Other than blocks roughly shaped by forging; sheet bars, not slabs; containing by weight ≥ 0.6 % of carbon	-	120	-	500
72081000	Flat-rolled products of iron or non-alloy steel in coils, of a width ≥ 600 mm; not further worked than hot-rolled, with patterns in relief, not clad, plated or coated	-	370	-	299
72082600	Flat-rolled products of iron or non-alloy steel in coils, of a width ≥ 600 mm; of a thickness ≥ 3 mm but < 4.75 mm; not further worked than hot-rolled, pickled, not clad, plated or coated	-	39.410	-	49.884
72082711	Flat-rolled products of iron or non-alloy steel in coils, of a width ≥ 600mm; of a thickness < 2mm; containing carbon ≥ 0.6%; not further worked than hot-rolled, pickled, not clad, plated or coated	-	18	-	1.426
72082719	Flat-rolled products of iron or non-alloy steel in coils, of a width ≥ 600mm; of a thickness < 2mm; containing carbon < 0.6%; not further worked than hot-rolled, pickled, not clad, plated or coated	-	2	-	2.000
72083600	Flat-rolled products of iron or non-alloy steel in coils, of a width ≥ 600 mm; of a thickness > 10 mm; not further worked than hot-rolled, not clad, plated or coated	-	17.689.616	-	10.539.506
72083700	Flat-rolled products of iron or non-alloy steel in coils, of a width ≥ 600 mm; of a thickness ≥ 4.75 mm but ≤ 10 mm; not further worked than hot-rolled, not clad, plated or coated	-	69.425.019	-	44.554.912
72083800	Flat-rolled products of iron or non-alloy steel in coils, of a width ≥ 600 mm; of a thickness ≥ 3 mm but < 4.75 mm; not further worked than hot-rolled, not clad, plated or coated	-	81.712.368	-	52.137.735

Tabel 3 : Ekspor Indonesia menurut Komoditi ( Kode HS 8 digit )

Juli 2023

Kode H S	Uraian golongan barang	Berat bersih (Kg)		Nilai F.O.B. ( U S \$ )	
		Bulan ini	Kumulatif	Bulan ini	Kumulatif
(1)	(2)	(3)	(4)	(5)	(6)
72083990	Flat-rolled products of iron or non-alloy steel in coils, of a width $\geq$ 600mm; of a thickness > 1,5mm but < 3mm; containing carbon $\geq$ 0.6%; not further worked than hot-rolled, not clad, plated/coated	-	109.709.614	-	69.089.615
72084000	Flat-rolled products of iron or non-alloy steel in coils, of a width $\geq$ 600 mm; not in coils, not further worked than hot-rolled, with patterns in relief, plated or coated	-	755	-	394
72085100	Flat-rolled products of iron or non-alloy steel not in coils, of a width $\geq$ 600 mm; of a thickness > 10 mm; not further worked than hot-rolled, not clad, plated or coated	63.415.537	292.159.219	47.464.799	225.012.050
72085200	Flat-rolled products of iron or non-alloy steel not in coils, of a width $\geq$ 600 mm; of a thickness $\geq$ 4.75 mm but $\leq$ 10 mm; not further worked than hot-rolled, not clad, plated or coated	27.554.877	86.393.038	20.303.123	66.526.273
72085300	Flat-rolled products of iron or non-alloy steel not in coils, of a width $\geq$ 600 mm; of a thickness $\geq$ 3 mm but < 4.75 mm; not further worked than hot-rolled, not clad, plated or coated	-	68.994	-	8.275
72085490	Flat-rolled products of iron/non-alloy steel not in coils, of a width $\geq$ 600mm; of a thickness > 0.17mm but < 3mm; containing carbon < 0.6%; not further worked than hot-rolled,not clad,plated/coated	-	5.986	-	14.133
72089090	Flat-rolled products of iron/non-alloy steel,other than coil and not coils, of a width $\geq$ 600 mm; other than with of a thickness $\leq$ 0.17mm and containing carbon <0.6%; hot-rolled,not clad,plated/coated	4.532	141.452	15.692	162.185
72091690	Flat-rolled products of iron or non-alloy steel in coil; of a width > 1,250 mm; of a thickness > 1 mm but < 3 mm; not further worked than cold-rolled, not clad, plated or coated	9.416	31.672	28.610	96.232
72091710	Flat-rolled products of iron or non-alloy steel in coil; of a width $\geq$ 600 mm but $\leq$ 1,250 mm; of a thickness $\geq$ 0.5 but $\leq$ 1 mm; not further worked than cold-rolled, not clad, plated or coated	-	487.530	-	335.096
72092710	Flat-rolled products of iron or non-alloy steel not in coil; of a width $\geq$ 600 mm and $\leq$ 1,250 mm; of a thickness $\geq$ 0.5 but $\leq$ 1 mm; not further worked than cold-rolled, not clad, plated or coated	-	2.732	-	23.438
72092890	Flat-rolled products of iron/non-alloy steel not in coil,oth than tin-mil blackpate;of width $\geq$ 600mm;carbon<0.6%&of thickness>0.17mm but<0.5mm;not further worked than cold-rolled,not clad,plated/coated	-	0	-	50
72101190	Flat-rolled products of iron or non-alloy steel, of a width $\geq$ 600 mm, clad, plated or coated with tin; of a thickness $\geq$ 0.5 mm; containing by weight < 0.6 % of carbon	1	8.485	10	14.646
72101290	Flat-rolled products of iron or non-alloy steel, of a width $\geq$ 600 mm, clad, plated or coated with tin; of a thickness < 0.5 mm; containing by weight < 0.6 % of carbon	-	34.570	-	91.626
72102090	Flat-rolled products of iron or non-alloy steel, of a width $\geq$ 600 mm, clad, plated or coated with lead, including terne-plate; containing by weight < 0.6 % of carbon	10	10	11	11
72103011	Flat-rolled products of iron or non-alloy steel, of a width $\geq$ 600 mm, clad, electrolytically plated or coated with zinc; containing by weight < 0.6 % of carbon; of a thickness $\leq$ 1.2 mm	-	20.834	-	27.084
72103019	Flat-rolled products of iron or non-alloy steel, of a width $\geq$ 600 mm, clad, electrolytically plated or coated with zinc; containing by weight < 0.6 % of carbon; of a thickness > 1.5 mm	2.930	12.198	71.890	305.080
72103099	Flat-rolled products of iron or non-alloy steel, of a width $\geq$ 600 mm, clad, electrolytically plated or coated with zinc; containing by weight $\geq$ 0.6 % of carbon; of a thickness > 1.2 mm	40	5.193	40	5.137

Tabel 3 : Ekspor Indonesia menurut Komoditi ( Kode HS 8 digit )

Juli 2023

Kode H S	Uraian golongan barang	Berat bersih (Kg)		Nilai F.O.B. ( U S \$ )	
		Bulan ini	Kumulatif	Bulan ini	Kumulatif
(1)	(2)	(3)	(4)	(5)	(6)
72104111	Flat-rolled products of iron or non-alloy steel, of a width ≥ 600 mm, clad, otherwise plated or coated with zinc; corrugated; containing by weight < 0.6 % of carbon; of a thickness ≤ 1.2 mm	-	8.432	-	6.184
72104119	Flat-rolled products of iron or non-alloy steel, of a width ≥ 600 mm, clad, otherwise plated or coated with zinc; corrugated; containing by weight < 0.6 % of carbon; of a thickness > 1.5 mm	-	59.732	-	3.172
72104199	Flat-rolled products of iron or non-alloy steel, of a width ≥ 600 mm, clad, otherwise plated or coated with zinc; corrugated; containing by weight ≥ 0.6 % of carbon; of a thickness > 1.2 mm	1.680	2.815	435	820
72104911	Flat-rolled products of iron/non-alloy steel,of a width ≥ 600mm,clad,plated/coated w/ zinc by the iron-zinc alloyed coating method;oth than corrugated;by weight <0,04% of carbon&of a thickness ≤ 1.2mm	52.575	249.727	109.402	548.711
72104917	Flat-rolled products of iron/non-alloy steel, of a width ≥ 600 mm, clad, plated/coated with zinc; oth than corrugated; by weight < 0.6 % of carbon & of a thickness ≤ 1.2 mm	1.023.600	17.738.233	1.129.395	18.715.737
72104919	Flat-rolled products of iron/non-alloy steel, of a width ≥ 600 mm, clad, plated/coated with zinc; oth than corrugated; by weight < 0.6 % of carbon & of a thickness > 1.5 mm	-	10.853	-	10.747
72105000	Flat-rolled products of iron or non-alloy steel, of a width ≥ 600 mm, clad, plated or coated with chromium oxides or with chromium and chromium oxides	601.006	3.728.672	851.062	5.515.222
72106111	Flat-rolled products of iron or non-alloy steel, of a width ≥ 600 mm, clad, plated or coated with aluminium-zinc alloys; by weight < 0.6 % of carbon; of a thickness ≤ 1.2 mm	374.191	201.976.866	368.122	5.876.103
72106112	Flat-rolled products of iron or non-alloy steel, of a width ≥ 600 mm, clad, plated or coated with aluminium-zinc alloys; by weight < 0.6 % of carbon; of a thickness > 1.2 mm but ≤ 1.5 mm	-	1.115	-	1.528
72106199	Flat-rolled products of iron or non-alloy steel, of a width ≥ 600 mm, clad, plated or coated with aluminium-zinc alloys; by weight ≥ 0.6 % of carbon; of a thickness > 1.2 mm & other than corrugated	-	1.675	-	445
72106999	Flat-rolled products of iron or non-alloy steel, of a width ≥ 600 mm, clad, other than plated or coated with aluminium-zinc alloys; by weight ≥ 0.6 % of carbon; of a thickness > 1.2 mm	-	302.106	-	178.908
72107012	Flat-rolled products of iron or non-alloy steel, of a width ≥ 600 mm, clad, painted after coating with zinc; varnished or coated with plastics; by weight < 0.6 % of carbon & of a thickness ≤ 1.5 mm	804	808	232	242
72107013	Flat-rolled products of iron/non-alloy steel, of a width ≥ 600mm,clad,painted after coating with aluminium-zinc alloys; varnished/coated w/ plastics; by weight < 0.6% of carbon&of a thickness ≤ 1.5mm	655	159.002	42	147.305
72107019	Flat-rolled products of iron/non-alloy steel,of width≥ 600mm,clad,painted oth than after coating w/ zinc/aluminium-zinc alloys;varnished/coated w/ plastic;by weight<0.6% of carbon&of thickness≤ 1.5mm	13.455	1.908.460	27.320	3.628.384
72107021	Flat-rolled products of iron or non-alloy steel, of a width ≥ 600 mm, clad, painted, varnished or coated with plastics; by weight < 0.6 % of carbon	369	1.377	3.708	13.811
72107029	Flat-rolled products of iron or non-alloy steel, of a width ≥ 600 mm, clad, other than painted, varnished or coated with plastics; by weight < 0.6 % of carbon	-	1.025	-	1.929
72109010	Flat-rolled products of iron or non-alloy steel, of a width ≥ 600 mm; clad, plated or coated other than in HS 72101110 - 72107091; by weight < 0.6 % of carbon and of thickness ≤ 15 mm	-	53.517	-	63.073

Tabel 3 : Ekspor Indonesia menurut Komoditi ( Kode HS 8 digit )

Juli 2023

Kode H S	Uraian golongan barang	Berat bersih (Kg)		Nilai F.O.B. ( U S \$ )	
		Bulan ini	Kumulatif	Bulan ini	Kumulatif
(1)	(2)	(3)	(4)	(5)	(6)
72109090	Flat-rolled products of iron or non-alloy steel, of a width $\geq$ 600 mm; clad, plated or coated other than in HS 72101110 - 72107091; by weight < 0.6 % of carbon and of thickness > 15 mm	11.200	33.782	25.858	82.836
72111314	Flat-rolled products of iron/non-alloy steel,not clad, plated/coated;hot-rolled;rolled on four faces or in a closed box pass, width > 150mm, thick $\geq$ 4mm; weight < 0.6% carbon; universal plates	545	546	176	183
72111319	Flat-rolled products of iron/non-alloy steel,not clad,plated;hot-rolled;rolled 4 faces/in a closed box pass,width>150mm,thick $\geq$ 4mm;weight<0.6%carbon;oth than corrugated,hoop&strip,universal plates	5.610	661.815	1.690	1.731.637
72111399	Flat-rolled products of iron/non-alloy steel,not clad,plated/coated;hot-rolled;rolled 4 faces/in a closed box pass,width>150mm,thick $\geq$ 4mm; weight $\geq$ 0.6% carbon;oth than hoop & strip,universal plates	-	125	-	75
72111417	Flat-rolled products of iron/non-alloy steel, not clad, plated or coated; hot-rolled;oth than rolled on four faces or in a closed box pass; thick $\geq$ 4.75mm; weight < 0.6% carbon; universal plates	-	199	-	286
72111919	Flat-rolled products of iron/non-alloy steel,not clad, plated/coated,width<600mm;hot-rolled;oth than rolled on 4 faces;weight < 0.6% carbon;oth than hoop & strip,universal plates, corrugated	-	6.845	-	8.664
72111999	Flat-rolled products of iron/non-alloy steel,not clad, plated/coated,width<600mm;hot-rolled;oth than rolled on 4 faces;weight $\geq$ 0.6% carbon;oth than hoop & strip,universal plates	-	52.894	-	65.905
72112390	Flat-rolled products of iron/non-alloy steel, not clad, plated/coated, width<600mm; cold-rolled; weight < 0.25% carbon; oth than corrugated; oth than hoop&strip width $\leq$ 400 mm; oth than thick $\leq$ 0.17mm	-	40.800	-	21.624
72112990	Flat-rolled products of iron/non-alloy steel, not clad, plated/coated, width<600mm; cold-rolled; weight $\geq$ 0.25% carbon; oth than corrugated; oth than hoop&strip width $\leq$ 400 mm; oth than thick $\leq$ 0.17mm	-	456	-	572
72119099	Flat-rolled products of iron/non-alloy steel,not clad, plated/coated; further worked than hot-rolled or cold-rolled; weight $\geq$ 0.6% carbon; of a thickness of > 0.17 mm	619	5.664	1.892	18.414
72121019	Flat-rolled products of iron/non-alloy steel; plated/coated with tin; weight < 0.6 % of carbon; other than hoop & strip of a width $\leq$ 25 mm or of a width > 400 mm	-	6.598	-	6.962
72122090	Flat-rolled products of iron/non-alloy steel; electrolytically plated/coated with zinc; other than hoop&strip, of a width $\leq$ 400 mm; other than containing by weight < 0.6 % of carbon & of thick $\leq$ 15 mm	-	0	-	1
72123012	Flat-rolled products of iron/non-alloy steel; otherwise plated or coated with zinc; weight < 0.6 % of carbon; hoop and strip, of a width > 25 mm and $\leq$ 400 mm	-	19.272	-	22.056
72123013	Flat-rolled products of iron/non-alloy steel; otherwise plated or coated with zinc; weight < 0.6 % of carbon; other than hoop and strip; of a thickness of $\leq$ 15 mm	17.448	1.133.541	19.746	1.255.165
72123019	Flat-rolled products of iron/non-alloy steel;otherwise plated/coated with zinc; weight<0.6% of carbon;oth than hoop&strip;oth than of thick $\leq$ 15 mm;oth than coated zinc/iron-zinc alloy coating method	2	2	564	570
72125014	Flat-rolled products of iron/non-alloy steel; plated/coated with chromium oxides/with chromium&chromium oxides; hoop and strip, of a width > 25 mm; universal plates	-	167	-	365

Tabel 3 : Ekspor Indonesia menurut Komoditi ( Kode HS 8 digit )

Juli 2023

Kode H S	Uraian golongan barang	Berat bersih (Kg)		Nilai F.O.B. ( U S \$ )	
		Bulan ini	Kumulatif	Bulan ini	Kumulatif
		(1)	(2)	(3)	(4)
72125019	Flat-rolled products of iron/non-alloy steel; plated/coated with chromium oxides/with chromium&chromium oxides; other than hoop and strip, of a width > 25 mm; universal plates	-	14	-	77
72125024	Flat-rolled products of iron/non-alloy steel; plated/coated with aluminium-zinc alloys; hoop and strip, of a width > 25 mm; universal plates	20	1.259.050	100	1.451.726
72125029	Flat-rolled products of iron/non-alloy steel; plated/coated with aluminium-zinc alloys; other than hoop and strip; other than universal plate	-	517.517	-	449.556
72125099	Flat-rolled products of iron/non-alloy steel; other than plated/coated with chromium oxides/with chromium&chromium oxides/with aluminium-zinc alloys;other than hoop & strip;other than universal plate	154	107.001	25.112	99.955
72126019	Flat-rolled products of iron/non-alloy steel; clad; weight < 0.6 % of carbon; other than hoop andstrip; other than of a thickness of ≤ 15 mm	-	3	-	0
72131010	Bars & rods, hot-rolled, in irregularly wound coils, of iron or non-alloy steel; containing indentations, ribs, grooves or other deformations; of circular cross-section measuring ≤ 50 mm in diameter	16.200	31.245	4.865	9.210
72131090	Bars & rods, hot-rolled, in irregularly wound coils, of iron or non-alloy steel; containing indentations, ribs, grooves or other deformations; of circular cross-section measuring > 50 mm in diameter	-	491	-	845
72132000	Bars & rods, hot-rolled, in irregularly wound coils, of iron or non-alloy steel; other than containing indentations, ribs, grooves or other deformations; of free-cutting steel	162.425	1.016.128	113.417	768.769
72139110	Bars&rods,hot-rolled,irregularly wound coils;oth than contain indentations,ribs,grooves;oth than of free-cutting steel;circular cross-section<14mm diameter;for producing soldering sticks	112.630	1.478.073	77.911	1.203.335
72139120	Bars&rods,hot-rolled,irregularly wound coils;oth than contain indentations,ribs,grooves;oth than of free-cutting steel;circular cross-section<14mm diameter;for concrete reinforcement/rebars	15	1.805.805	60	1.199.131
72139130	Bars&rods,hot-rolled,irregularly wound coils;oth than indentations,ribs,grooves;oth than free-cutting steel;circular cross-section<14mm diameter;weight≥0.6% carbon,≤0.03% phosphorus&≤0.035% sulphur	-	4.084	-	3.349
72139190	Bars&rods,hot-rolled,irregularly wound coils;oth than contain indentations,ribs,grooves;oth than of free-cutting steel;circular cross-section<14mm diameter; other than those of HS 72139110 - 72139130	78.047.282	579.568.656	41.820.967	337.286.948
72139920	Bars&rods,hot-rolled,irregularly wound coils;oth than contain indentations,ribs,grooves;oth than of free-cutting steel;circular cross-section≥14mm diameter;for concrete reinforcement (rebars)	50.009	200.043	32.923	141.783
72139990	Bars&rods,hot-rolled,irregularly wound coils;oth than indentations;oth than free-cutting steel;circular cross-section≥14mm diameter;oth than for produce soldering sticks;oth than for concrete rebars	148	33.414	3.233	37.749
72141019	Other bars&rods of iron/non-alloy steel,not further worked than forged,hot-rolled,hot-drawn,but including those twisted after rolling;forged;weight < 0.6% carbon;oth than of circular cross-section	58.405	490.870	34.817	691.561
72141029	Other bars&rods of iron/non-alloy steel,not further worked than forged,hot-rolled,hot-drawn,but including those twisted after rolling;forged;weight ≥ 0.6% carbon;oth than of circular cross-section	136.545	218.292	116.119	185.734

Tabel 3 : Ekspor Indonesia menurut Komoditi ( Kode HS 8 digit )

Juli 2023

Kode H S	Uraian golongan barang	Berat bersih (Kg)		Nilai F.O.B. ( U S \$ )	
		Bulan ini	Kumulatif	Bulan ini	Kumulatif
		(1)	(2)	(3)	(4)
72142031	Other bars&rods of iron,not further worked than forged,hot-rolled;containing indentations,ribs;weight<0.6%carbon;of circular cross-section;for concrete rebars	-	316.866	-	231.396
72142039	Other bars&rods of iron,not further worked than forged,hot-rolled;containing indentations,ribs;weight<0.6%carbon;of circular cross-section;oth than used for concrete rebars	19.135.292	60.260.785	11.778.993	39.281.196
72142049	Other bars&rods of iron,not further worked than forged,hot-rolled;containing indentations,ribs;weight<0.6%carbon;oth than of circular cross-section;oth than for concrete rebars	-	280	-	140
72142061	Other bars&rods of iron,not further worked than forged,hot-rolled;containing indentations,ribs;weight≥0.6%carbon;oth than of circular cross-section;for concrete rebars	397.979	1.231.292	228.286	656.924
72142069	Other bars&rods of iron,not further worked than forged,hot-rolled;containing indentations,ribs;weight≥0.6%carbon;oth than of circular cross-section;oth than for concrete rebars	14.957	15.013	10.564	10.606
72143090	Other bars&rods of iron,not further worked than forged,hot-rolled; oth than containing indentations,ribs; of free-cutting steel; oth than of circular cross-section	25.755	170.472	10.563	76.248
72149120	Other bars&rods of iron,not further worked than forged,hot-rolled; of rectangular/other than square cross-section; weight ≥ 0.6% carbon	-	2.484	-	2.305
72149919	Other bars&rods of iron,not further worked than forged,hot-rolled;oth than of rectangular;weight≥0.6% carbon,oth than of circular cross-section;oth than weight < 1.15% of manganese	70	32.574	111	8.099
72149991	Other bars&rods of iron,not further worked than forged,hot-rolled;oth than of rectangular/oth than square cross-section;weight< 0.6% carbon;weight <0.38% carbon, ≤0.05% phosphorus & ≤ 0.05% sulphur	440.946	2.980.897	473.332	3.197.044
72149992	Other bars&rods of iron,not further worked than forged,hot-rolled;oth than of rectangular/oth than square cross-section;weight< 0.6% carbon;weight ≥ 0.38 % carbon & < 1.15 % manganese	430.309	987.901	425.358	961.663
72149999	Other bars&rods of iron,not further worked than forged,hot-rolled;oth than of rectangular/oth than square cross-section;weight<0.6% carbon; other than those of HS 72149991 - 72149993	132.912	2.716.398	90.587	1.867.804
72151010	Other bar & rod iron/non-alloy steel; of free-cutting steel, not furtherwork than cold finished; of circular cross-section	-	10.102	-	11.841
72151090	Other bar & rod iron/non-alloy steel; of free-cutting steel,not furtherwork than cold finished; oth than of circular cross-section	130	2.095	140	2.384
72155099	Other bar & rod iron/non-alloy steel; other than of free-cutting steel,not furtherwork than cold finished; weight < 0.6%carbon; other than of a kind used for concrete reinforcement (rebars)	-	15.836	-	13.789
72159091	Other bar & rod iron/non-alloy steel; other than of free-cutting steel; other than of a kind used for concrete reinforcement (rebars); of circular cross-section	-	1.013	-	3.291
72159099	Other bar & rod iron/non-alloy steel; other than of free-cutting steel; other than of a kind used for concrete reinforcement (rebars); other than of circular cross-section	-	11.805	-	28.123
72161000	Angles, shapes & sections of iron/non-alloy steel; U, I or H sections, not further worked than hot-rolled, hot-drawn/extruded, of a height < 80 mm	485	897	139	5.849
72162190	Angles, shapes & sections of iron/non-alloy steel; L sections, not further worked than hot-rolled, hot-drawn/extruded, of a height < 80 mm; weight ≥ 0.6 % of carbon	147.854	1.162.541	114.784	847.164
72163110	Angles, shapes & sections of iron/non-alloy steel; U sections, not further worked than hot-rolled, hot-drawn/extruded, of a height ≥ 80 mm; weight ≥ 0.6 % of carbon	-	437	-	1.562

Tabel 3 : Ekspor Indonesia menurut Komoditi ( Kode HS 8 digit )

Juli 2023

Kode H S	Uraian golongan barang	Berat bersih (Kg)		Nilai F.O.B. ( U S \$ )	
		Bulan ini	Kumulatif	Bulan ini	Kumulatif
		(1)	(2)	(3)	(4)
72163190	Angles, shapes & sections of iron/non-alloy steel; U sections, not further worked than hot-rolled, hot-drawn/extruded, of a height $\geq$ 80 mm; weight < 0.6 % of carbon	-	90.058	-	31.830
72163290	Angles, shapes & sections of iron/non-alloy steel; I sections, not further worked than hot-rolled, hot-drawn/extruded, of a height $\geq$ 80 mm; of a thickness of more than 5 mm	2.446	2.253.577	8.519	70.547
72163311	Angles, shapes & sections of iron/non-alloy steel;H sections, not further worked than hot-rolled, hot-drawn/extruded, of a height $\geq$ 80 mm;weight < 0.6% of carbon;thickness of flange $\geq$ thickness of web	1.510	91.550	16.392	112.291
72163319	Angles, shapes & sections of iron/non-alloy steel;H sections, not further worked than hot-rolled, hot-drawn/extruded, of a height $\geq$ 80 mm;weight < 0.6% of carbon;thickness of flange < thickness of web	-	17.425	-	13.785
72163390	Angles, shapes & sections of iron/non-alloy steel;H sections, not further worked than hot-rolled, hot-drawn/extruded, of a height $\geq$ 80 mm;weight $\geq$ 0.6% of carbon	-	259.526	-	56.260
72164090	Angles, shapes & sections of iron/non-alloy steel; L or T sections, not further worked than hot-rolled, hot-drawn/extruded, of a height $\geq$ 80 mm;weight < 0.6% of carbon	539.818	1.342.553	429.695	1.052.802
72165019	Angles, shapes & sections of iron/non-alloy steel; other angles, shapes and sections, not further worked than hot-rolled, hot-drawn/extruded, of a height < 80 mm; weight < 0.6% of carbon	11.068	13.686	7.658	11.045
72165099	Angles, shapes & sections of iron/non-alloy steel; other angles, shapes and sections, not further worked than hot-rolled, hot-drawn/extruded, of a height $\geq$ 80 mm; weight < 0.6% of carbon	2.002	75.571	1.837	98.090
72166900	Angles, shapes & sections of iron/non-alloy steel; not further worked than cold- formed or cold-finished; other than obtained from flat-rolled products	-	46.896	-	279.461
72169110	Angles of iron/non-alloy steel, other than slotted angles, weight $\geq$ 0.6% of carbon; cold-formed or cold-finished from flat-rolled products	-	6.110	-	7.660
72169190	Angles of iron/non-alloy steel, other than slotted angles, weight < 0.6% of carbon; cold-formed or cold-finished from flat-rolled products	340	439	2.169	2.244
72169900	Angles, shapes & sections of iron/non-alloy steel; other than cold-formed or cold-finished from flat-rolled products	895	107.789	1.290	157.264
72171010	Wire of iron or non-alloy steel; not plated or coated, whether or not polished; containing by weight < 0.25 % of carbon	1.019	173.830	2.129	232.225
72171022	Reed wire; wire of a kind used for making strands for prestressing concrete; free-cutting steel wire; not plated or coated, whether or not polished; weight $\geq$ 0.25 % but < 0.6 % of carbon	2	511	35	1.211
72171029	Other than reed wire; wire of a kind used for making strands for prestressing concrete; free-cutting steel wire; not plated or coated, whether or not polished; weight $\geq$ 0.25 % but < 0.6 % of carbon	-	1.345	-	4.061
72171032	Spokes wire; reed wire; free-cutting steel wire; not plated or coated, whether or not polished; weight $\geq$ 0.6% of carbon	-	10	-	41
72171033	Wire of a kind used for making strands for prestressing concrete; not plated or coated, whether or not polished; weight $\geq$ 0.6% of carbon	111	491	133	625
72171039	Wire of iron/non-alloy steel;not plated/coated,whether/not polished;weight $\geq$ 0.6% of carbon;oth than spokes wire,reed wire,free-cutting steel wire;oth than for making strands for prestressing concrete	78.821	422.167	188.665	1.055.285
72172010	Wire iron/non-alloy steel; plated/coated with zinc; weight < 0.25 % carbon	897.140	4.735.461	1.013.641	5.736.170
72172020	Wire iron/non-alloy steel; plated/coated with zinc; weight $\geq$ 0.25 % but < 0.45 % of carbon	-	208.118	-	290.218

Tabel 3 : Ekspor Indonesia menurut Komoditi ( Kode HS 8 digit )

Juli 2023

Kode H S	Uraian golongan barang	Berat bersih (Kg)		Nilai F.O.B. ( U S \$ )	
		Bulan ini	Kumulatif	Bulan ini	Kumulatif
(1)	(2)	(3)	(4)	(5)	(6)
72172091	Steel core wire of a kind used for steel reinforced aluminium conductors (ACSR); plated/coated with zinc; weight $\geq$ 0.45 % of carbon	2.040	27.122	2.777	30.368
72172099	Wire iron/non-alloy steel; plated/coated with zinc; weight $\geq$ 0.45 % of carbon; other than steel core wire of a kind used for steel reinforced aluminium conductors (ACSR)	55.373	520.760	73.317	719.216
72173019	Wire iron/non-alloy steel; plated/coated with other base metals other than tin; weight $<$ 0.25 % carbon	14.850	81.949	40.591	147.281
72173033	Brass coated steel wire of a kind used in the manufacture of pneumatic rubber tyres; weight $\geq$ 0.6 % carbon	-	125.519	-	298.444
72173034	Other copper alloy coated steel wire of a kind used in the manufacture of pneumatic rubber tyres; weight $\geq$ 0.6 % carbon	99.412	571.412	38.012	324.721
72173035	Wire iron/non-alloy steel; plated/coated with tin; weight $\geq$ 0.6 % carbon	-	0	-	24
72173039	Wire iron/non-alloy steel; plated/coated with other base metals; weight $\geq$ 0.6 % carbon; other than those of HS 72173033 - 72173035	-	0	-	14
72179090	Wire iron/non-alloy steel; other than plated/coated with zinc or with other base metals; weight $\geq$ 0.25 % carbon	-	16.997	-	27.141
72181000	Stainless steel in ingots and other primary forms	72.060	404.519	96.660	586.737
72189100	Semi- finished products of stainless steel; of rectangular (other than square) cross-section	88.057.550	479.082.905	167.490.102	1.005.378.069
72189900	Semi- finished products of stainless steel; other than of rectangular (other than square) cross-section	25.601.709	150.583.274	41.119.535	323.272.757
72191100	Flat-rolled products of stainless steel, of a width of 600 mm or more; not further worked than hot-rolled, in coils; of a thickness exceeding 10 mm	1.128.600	13.460.990	2.512.934	32.733.489
72191200	Flat-rolled products of stainless steel, of a width of 600 mm or more; not further worked than hot-rolled, in coils; of a thickness of 4.75 mm or more but not exceeding 10 mm	29.510.820	279.430.280	63.995.322	629.181.958
72191300	Flat-rolled products of stainless steel, of a width of 600 mm or more; not further worked than hot-rolled, in coils; of a thickness of 3 mm or more but less than 4.75 mm	63.153.515	526.674.375	134.303.775	1.145.155.728
72191400	Flat-rolled products of stainless steel, of a width of 600 mm or more; not further worked than hot-rolled, in coils; of a thickness of less than 3 mm	21.396.815	161.802.982	41.782.533	337.279.700
72192100	Flat-rolled products of stainless steel, of a width of 600 mm or more; not further worked than hot-rolled, not in coils; of a thickness exceeding 10 mm	-	1	-	5
72192300	Flat-rolled products of stainless steel, of a width of 600 mm or more; not further worked than hot-rolled, not in coils; of a thickness of 3 mm or more but less than 4.75 mm	-	2.903	-	7.467
72193200	Flat-rolled products of stainless steel, of a width of 600 mm or more; not further worked than cold-rolled (cold-reduced); of a thickness of 3 mm or more but less than 4.75 mm	13.075.203	68.299.814	25.306.418	143.047.043
72193300	Flat-rolled products of stainless steel, of a width of 600 mm or more; not further worked than cold-rolled (cold-reduced), not in coils; of a thickness exceeding 1 mm but less than 3 mm	82.235.421	408.563.587	157.797.489	864.478.283
72193400	Flat-rolled products of stainless steel, of a width of 600 mm or more; not further worked than cold-rolled (cold-reduced), not in coils; of a thickness of 0.5 mm or more but not exceeding 1 mm	25.069.156	171.824.461	49.373.649	372.232.289
72193500	Flat-rolled products of stainless steel, of a width of 600 mm or more; not further worked than cold-rolled (cold-reduced), not in coils; of a thickness of less than 0.5 mm	1.320.471	18.953.731	2.904.469	43.562.231
72199000	Flat-rolled products of stainless steel, of a width of 600 mm or more; other than not further worked than hot-rolled or cold-rolled	858	4.951	18.780	150.673



Tabel 3 : Ekspor Indonesia menurut Komoditi ( Kode HS 8 digit )

Juli 2023

Kode H S	Uraian golongan barang	Berat bersih (Kg)		Nilai F.O.B. ( U S \$ )	
		Bulan ini	Kumulatif	Bulan ini	Kumulatif
		(1)	(2)	(3)	(4)
72201190	Flat-rolled products of stainless steel, of a width < 600 mm; not further worked than hot-rolled; of a thickness of $\geq$ 4.75 mm; hoop and strip, of a width > 400 mm	29.600	29.600	60.250	60.250
72201290	Flat-rolled products of stainless steel, of a width < 600 mm; not further worked than hot-rolled; of a thickness of < 4.75 mm; hoop and strip, of a width > 400 mm	483.380	2.261.884	991.289	4.804.231
72202010	Flat-rolled products of stainless steel, of a width < 600 mm; not further worked than cold-rolled (cold-reduced); hoop and strip, of a width $\leq$ 400 mm	68.797	534.096	635.824	2.449.373
72202090	Flat-rolled products of stainless steel, of a width < 600 mm; not further worked than cold-rolled (cold-reduced); hoop and strip, of a width > 400 mm	157	10.153	2.100	50.983
72209090	Flat-rolled products of stainless steel, of a width < 600 mm; other than not further worked than hot-rolled or cold-rolled; hoop and strip, of a width > 400 mm	68.477	420.461	693.391	2.553.587
72210000	Bars and rods, hot-rolled, in irregularly wound coils, of stainless steel	1.093	2.495	3.704	90.948
72221100	Bars and rods, not further worked than hot-rolled, hot-drawn or extruded; of circular cross-section	1	11	52	424
72221900	Bars and rods, not further worked than hot-rolled, hot-drawn or extruded; other than of circular cross-section	63.748	348.089	151.916	823.808
72222010	Bars and rods, not further worked than cold-formed or cold- finished; of circular cross-section	-	860	-	32.520
72222090	Bars and rods, not further worked than cold-formed or cold- finished; other than of circular cross-section	133	38.596	20.012	213.521
72223010	Other bars and rods of stainless steel; other than not further worked than hot-rolled or cold-formed; of circular cross-section	-	27.149	-	21.060
72223090	Other bars and rods of stainless steel; other than not further worked than hot-rolled or cold-formed; other than of circular cross-section	-	6.386	-	9.944
72224090	Angles, shapes and sections of stainless steel; other than not further worked than hot-rolled, hot-drawn or extruded	3.323	437.535	488	445.444
72230010	Wire of stainless steel, of cross-section exceeding 13 mm	130	15.901	34.772	121.678
72230090	Wire of stainless steel, of cross-section not exceeding 13 mm	429.227	3.679.415	1.636.126	12.808.626
72249000	Semi- finished products of other alloy steel	872	13.226	185.479	227.253
72251100	Flat-rolled products of other alloy steel, of a width $\geq$ 600 mm; grain-oriented of silicon-electrical steel	-	116.653	-	374.721
72251900	Flat-rolled products of other alloy steel, of a width $\geq$ 600 mm; of silicon-electrical steel; other than grain-oriented	-	90.160	-	50.249
72254090	Flat-rolled products of other alloy steel, of a width $\geq$ 600 mm; other than of silicon-electrical steel; not further worked than hot-rolled, not in coils; other than of high speed steel	-	70.260	-	126.893
72255090	Flat-rolled products of other alloy steel, of a width $\geq$ 600 mm; other than of silicon-electrical steel; not further worked than cold-rolled (cold-reduced); other than of high speed steel	-	5.183	-	15.780
72259190	Flat-rolled products of other alloy steel, width $\geq$ 600mm; oth than of silicon-electrical steel; electrolytically plated or coated with zinc; other than of high speed steel	1.163	1.163	1.650	1.650
72259220	Flat-rolled products of other alloy steel, width $\geq$ 600mm; otherwise plated or coated with zinc; other than of high speed steel; plated or coated with zinc-aluminium-magnesium alloys	-	52.674	-	45.905
72259290	Flat-rolled products of other alloy steel, width $\geq$ 600mm; otherwise plated or coated with zinc; other than of high speed steel; other than plated or coated with zinc-aluminium-magnesium alloys	74.700	1.099.087	97.583	1.395.891
72259990	Flat-rolled products of other alloy steel, width $\geq$ 600mm; other than of high speed steel; other than those of subheadings 722591, 722592	-	12.896.996	-	174.874

Tabel 3 : Ekspor Indonesia menurut Komoditi ( Kode HS 8 digit )

Juli 2023

Kode H S	Uraian golongan barang	Berat bersih (Kg)		Nilai F.O.B. ( U S \$ )	
		Bulan ini	Kumulatif	Bulan ini	Kumulatif
		(1)	(2)	(3)	(4)
72261110	Flat-rolled products of other alloy steel, width < 600 mm; of silicon-electrical steel; grain-oriented; hoop and strip, of a width ≤ 400 mm	-	74.550	-	74.958
72261190	Flat-rolled products of other alloy steel, width < 600 mm; of silicon-electrical steel; grain-oriented; hoop and strip, of a width > 400 mm	222.790	2.129.689	205.617	3.879.917
72261910	Flat-rolled products of other alloy steel, width < 600 mm; of silicon-electrical steel; other than grain-oriented; hoop and strip, of a width ≤ 400 mm	-	336	-	321
72261990	Flat-rolled products of other alloy steel, width < 600 mm; of silicon-electrical steel; other than grain-oriented; hoop and strip, of a width > 400 mm	41.864	414.098	25.118	597.270
72262010	Flat-rolled products of other alloy steel, width < 600 mm; of high speed steel; hoop and strip, of a width ≤ 400 mm	-	20.498	-	41.742
72262090	Flat-rolled products of other alloy steel, width < 600 mm; of high speed steel; hoop and strip, of a width > 400 mm	5.153	12.477	23.296	53.389
72269190	Hoop and strip, of a width > 400 mm, of other alloy steel; not further worked than hot-rolled; other than of silicon-electrical steel; other than of high speed steel	-	60	-	859
72269210	Hoop and strip, of a width ≤ 400 mm, of other alloy steel; not further worked than cold-rolled (cold-reduced); other than of silicon-electrical steel; other than of high speed steel	709	709	4.207	4.207
72269290	Hoop and strip, of a width > 400 mm, of other alloy steel; not further worked than cold-rolled (cold-reduced); other than of silicon-electrical steel; other than of high speed steel	-	5.301	-	22.392
72269999	Hoop and strip, of a width > 400 mm, of other alloy steel; other than plated or coated with zinc; other than not further worked than hot-rolled or cold-rolled (cold-reduced)	6.376	75.142	30.465	308.714
72279090	Bars and rods, hot-rolled, in irregularly wound coils, of other alloy steel; other than of high speed steel or of silico-manganese steel; containing by weight less than 0.5 % of chromium	-	11.003	-	17.936
72281090	Bars and rods of other alloy steel, of high speed steel; other than of circular cross-section	2.539	17.288	14.061	91.704
72283010	Other bars and rods of other alloy steel, not further worked than hot-rolled, hot- drawn or extruded; of circular cross-section	-	28.468	-	48.146
72283090	Other bars and rods of other alloy steel, not further worked than hot-rolled, hot- drawn or extruded; other than of circular cross-section	5	16.845	4	20.273
72284090	Other bars and rods of other alloy steel, not further worked than forged; other than of circular cross-section	-	19.418	-	168.132
72285010	Other bars and rods of other alloy steel, not further worked than cold-formed or cold-finished; of circular cross-section	-	245.504	-	255.890
72285090	Other bars and rods of other alloy steel, not further worked than cold-formed or cold-finished; other than of circular cross-section	-	137.180	-	222.438
72286010	Other bars and rods of other alloy steel, of circular cross-section; other than those of subheading 722810-722850	-	5.340	-	6.336
72286090	Other bars and rods of other alloy steel, other than of circular cross-section; other than those of subheading 722810-722850	22.149	195.190	83.782	418.825
72287090	Angles, shapes and sections, of other alloy steel; other than not further worked than hot-rolled, hot-drawn or extruded	-	558	-	705
72288011	Hollow drill bars and rods, of alloy or non-alloy steel; containing by weight 0.6 % or more of carbon; of circular cross-section	-	0	-	0
72288019	Hollow drill bars and rods, of alloy or non-alloy steel; containing by weight 0.6 % or more of carbon; other than of circular cross-section	-	987	-	20.822
72292000	Wire of other alloy steel; of silico-manganese steel	99.360	99.561	79.523	79.683

Tabel 3 : Ekspor Indonesia menurut Komoditi ( Kode HS 8 digit )

Juli 2023

Kode H S	Uraian golongan barang	Berat bersih (Kg)		Nilai F.O.B. ( U S \$ )	
		Bulan ini	Kumulatif	Bulan ini	Kumulatif
(1)	(2)	(3)	(4)	(5)	(6)
72299021	Wire of other alloy steel; other than of silico-manganese steel; of cross-section not exceeding 5.5 mm; containing by weight 0.5 % or more of chromium	357.273	2.549.226	1.377.778	9.769.140
72299029	Wire of other alloy steel; other than of silico-manganese steel; of cross-section not exceeding 5.5 mm; containing by weight less than 0.5 % of chromium	17.280	333.528	16.081	404.473
72299091	Wire of other alloy steel; other than of silico-manganese steel; of cross-section exceeding 5.5 mm; containing by weight 05 % or more of chromium	138.038	813.190	452.443	2.686.692
72299099	Wire of other alloy steel; other than of silico-manganese steel; of cross-section exceeding 5.5 mm; containing by weight less than 0.5 % of chromium	55.847	372.446	161.003	1.004.920
73011000	Sheet piling of iron or steel, whether or not drilled, punched or made from assembled elements	822.942	2.757.951	2.099.829	7.648.603
73012000	Welded angles, shapes and sections, of iron or steel	27.996	41.096	32.536	134.024
73021000	Railway or tramway track construction material of iron or steel, the following: rails	2	40	1	37
73023000	Railway or tramway track construction material of iron or steel, the following: switch blades, crossing frogs, point rods and other crossing pieces	-	850	-	777
73024000	Railway or tramway track construction material of iron or steel, the following: fish-plates and sole plates (base plates)	-	302	-	213
73029010	Railway or tramway track construction material of iron or steel, the following: sleepers (cross-ties)	-	380	-	1.240
73029090	Railway/tramway track construction material of iron/steel, the following: check-rails & rack rails, chairs, chair wedges, rail clips, bedplates, ties & other material specialized for jointing/fixing rails	842	134.770	1.598	365.906
73030011	Hubless tubes and pipes, of cast iron	5.441	47.371	43.075	395.350
73030019	Tubes and pipes, of cast iron; other than hubless tubes and pipes	-	5.694	-	20.936
73030091	Hollow profiles, of cast iron with external diameter not exceeding 100 mm	1.500	1.500	2.400	2.400
73030099	Hollow profiles, of cast iron with external diameter exceeding 100 mm	15.241	124.219	4.947	89.951
73041100	Line pipe of a kind used for oil or gas pipelines; of stainless steel	310	208.202	7.925	583.370
73041900	Line pipe of a kind used for oil or gas pipelines; other than of stainless steel	2.044.622	8.485.199	4.651.723	31.482.853
73042210	Drill pipe, of stainless steel, of a kind used in drilling for oil or gas; with yield strength less than 80,000 psi, without threaded end	388	18.967	750	38.058
73042290	Drill pipe, of stainless steel, of a kind used in drilling for oil or gas; other than with yield strength less than 80,000 psi, without threaded end	576.932	576.932	1.913.414	1.913.414
73042390	Drill pipe, of iron/other than cast iron, of a kind used in drilling for oil or gas; with yield strength < 80,000 psi, with threaded end; or with yield strength ≥ 80,000 psi, whether/not with threaded end	1	104.662	57	514.284
73042430	Casing and tubing with yield strength 80,000 psi or more, whether or not with threaded end; of stainless steel	1.606.849	4.404.347	11.262.898	32.977.397
73042910	Casing and tubing with yield strength less than 80,000 psi, without threaded end; other than of stainless steel	737.898	6.201.132	1.295.532	9.064.737
73042920	Casing and tubing with yield strength less than 80,000 psi, with threaded end; other than of stainless steel	56.964	206.126	48.425	393.088
73042930	Casing and tubing with yield strength 80,000 psi or more, whether or not with threaded end; other than of stainless steel	1.622.662	23.178.291	7.409.713	78.186.876
73043190	Tubes, pipes & hollow profiles, seamless, of circular cross-section, of iron/ non-alloy steel; cold-drawn/ cold-rolled; other than those of HS 73043110 - 73043140	21.634	139.686	154.572	960.329

Tabel 3 : Ekspor Indonesia menurut Komoditi ( Kode HS 8 digit )

Juli 2023

Kode H S	Uraian golongan barang	Berat bersih (Kg)		Nilai F.O.B. ( U S \$ )	
		Bulan ini	Kumulatif	Bulan ini	Kumulatif
		(1)	(2)	(3)	(4)
73043920	High-pressure pipe capable of withstanding a pressure of not less than 42,000 psi; other than cold-drawn or cold-rolled (cold-reduced); of circular cross-section, of iron or non-alloy steel	-	5	-	168
73043940	Tubes, pipes & hollow profiles, seamless, of circular cross-section, of iron/ non-alloy steel; other than cold-drawn/ cold-rolled; having an external diameter < 140 mm and < 0.45 % by weight of carbon	-	3.500	-	14.084
73043990	Tubes, pipes & hollow profiles, seamless, of circular cross-section, of iron/ non-alloy steel; cold-drawn/ cold-rolled; other than those of HS 73043920 - 73043940	-	16.689	-	17.454
73044100	Tubes, pipes & hollow profiles, seamless, of circular cross-section, of stainless steel; cold-drawn or cold-rolled (cold-reduced)	121	2.935	1.946	12.251
73044900	Tubes, pipes & hollow profiles, seamless, of circular cross-section, of stainless steel; other than cold-drawn or cold-rolled (cold-reduced)	483	63.583	6.437	187.718
73045190	Tubes, pipes & hollow profiles, seamless, of circular cross-section, of other alloy steel; cold-drawn or cold-rolled (cold-reduced)	-	122	-	482
73045990	Tubes, pipes & hollow profiles, seamless, of circular cross-section, of other alloy steel; other than cold-drawn or cold-rolled; other than high-pressure pipe with a yield strength $\geq$ 42,000 psi	1.102.616	1.988.506	17.056.840	18.986.557
73049010	High-pressure pipe with a yield strength not less than 42,000 psi; other than those of subheading 730411 - 730459	39	144	190	682
73049090	Tubes, pipes & hollow profiles, seamless, of iron/ steel; oth than high-pressure pipe; oth than having an external diameter <140 mm & <0.45% by weight of carbon; oth than in subheading 730411 - 730459	27.265	752.135	27.984	854.854
73051100	Line pipe of a kind used for oil or gas pipelines; longitudinally submerged arc welded	21.585.015	32.782.396	99.887.975	152.842.349
73051210	Line pipe of a kind used for oil or gas pipelines; longitudinally welded; Electric resistance welded (ERW)	-	31.200	-	29.436
73051290	Line pipe of a kind used for oil or gas pipelines; longitudinally welded; other than Electric resistance welded (ERW)	-	76.950	-	41.575
73051910	Line pipe of a kind used for oil or gas pipelines; other than longitudinally submerged arc welded; spiral or helical submerged arc welded	-	929.817	-	1.003.876
73051990	Line pipe of a kind used for oil or gas pipelines; other than longitudinally submerged arc welded; other than spiral or helical submerged arc welded	1.129.887	1.358.687	585.826	646.024
73052000	Casing of a kind used in drilling for oil or gas	2.680.559	15.243.720	8.454.448	49.467.190
73053110	Line pipe of a kind used other than for oil or gas pipelines, welded; longitudinally welded; stainless steel pipes and tubes	176.585	858.334	849.872	4.414.787
73053190	Line pipe of a kind used other than for oil or gas pipelines, welded; longitudinally welded; other than stainless steel pipes and tubes	-	4.405.860	-	28.954.845
73059000	Other tubes & pipes (ie welded, riveted or similarly closed), having circular cross-sections, the external diameter of which exceeds 406.4 mm, of iron/ steel; n.e.c. in heading 7305	46.580	205.243	101.811	676.341
73061110	Line pipe of a kind used for oil or gas pipelines; welded, of stainless steel; longitudinally electric resistance welded (ERW)	-	10	-	10
73061190	Line pipe of a kind used for oil or gas pipelines; welded, of stainless steel; other than longitudinally electric resistance welded (ERW)	3.467	11.743	4.831	17.813

Tabel 3 : Ekspor Indonesia menurut Komoditi ( Kode HS 8 digit )

Juli 2023

Kode H S	Uraian golongan barang	Berat bersih (Kg)		Nilai F.O.B. ( U S \$ )	
		Bulan ini	Kumulatif	Bulan ini	Kumulatif
(1)	(2)	(3)	(4)	(5)	(6)
73061910	Line pipe of a kind used for oil or gas pipelines; other than welded, of stainless steel; longitudinally electric resistance welded (ERW)	-	5.248.562	-	6.966.676
73061920	Line pipe of a kind used for oil or gas pipelines; other than welded, of stainless steel; spiral or helical submerged arc welded	-	111	-	1.714
73061990	Line pipe of a kind used for oil or gas pipelines; other than welded, of stainless steel; other than longitudinally electric resistance welded (ERW); other than spiral or helical submerged arc welded	81.800	188.169	37.045	215.012
73062100	Casing and tubing of a kind used in drilling for oil or gas; welded, of stainless steel	-	1	-	2
73062900	Casing and tubing of a kind used in drilling for oil or gas; other than welded, of stainless steel	106	1.390.261	1.841	11.105.824
73063019	Boiler tubes, welded, of circular cross-section, of iron or non-alloy steel; with an external diameter not less than 12.5 mm	-	4.203	-	5.604
73063029	Copper-plated, fluororesin-coated/ zinc-chromated steel tubes; welded, of circular cross-section, of iron or non-alloy steel; with an external diameter not less than 12.5 mm	1.080.179	8.587.280	1.157.240	9.176.514
73063030	Pipe of a kind used to make sheath pipe (heater pipe) for heating elements of electric flat irons or rice cookers, with an external diameter not exceeding 12 mm	-	116	-	2.520
73063091	Other tubes, pipes, welded, of circular cross-section, of iron/non-alloy steel; high-pressure pipe yield strength < 42,000 psi; internal diameter ≥ 12.5 mm, external diameter < 140 mm, weight < 0.45% carbon	124.871	719.462	336.764	1.831.908
73063092	Other tubes, pipes and hollow profiles, welded, of circular cross-section, of iron or non-alloy steel; high-pressure pipe with a yield strength < 42,000 psi; with an internal diameter < 12.5 mm	-	24.916	-	88.640
73063099	Other tubes, pipes and hollow profiles, welded, of circular cross-section, of iron or non-alloy steel; high-pressure pipe with a yield strength < 42,000 psi; other than in HS 73063091 - 73063092	158.072	804.352	232.852	1.225.301
73064019	Boiler tubes; welded, of circular cross-section, of stainless steel; with an external diameter exceeding 12.5 mm	5	105	478	600
73064020	Stainless steel pipes and tubes, with an external diameter exceeding 105 mm; welded, of circular cross-section, of stainless steel	-	25.460	-	67.743
73064030	Pipes & tubes containing by weight at least 30 % of nickel, with an external diameter ≤ 10 mm; welded, of circular cross-section, of stainless steel	-	21	-	47
73064090	Other tubes, pipes and hollow profiles; welded, of circular cross-section, of stainless steel; other than those of HS 73064011 - 73064030	52.223	275.247	253.887	1.336.581
73065019	Boiler tubes; welded, of circular cross-section, of other alloy steel; with an external diameter not less than 12.5 mm	-	20	-	10
73065099	Other tubes, pipes and hollow profiles; welded, of circular cross-section, of other alloy steel; with an external diameter not less than 12.5 mm	71.400	454.686	165.810	1.128.882
73066190	Other tubes, pipes and hollow profiles; welded, of non-circular cross-section; of square or rectangular cross-section; with an external diagonal cross-section not less than 12.5 mm	47.820	319.438	124.852	837.437
73066990	Other tubes, pipes and hollow profiles; welded, of non-circular cross-section; of other non-circular cross-section; with an external diagonal cross-section not less than 12.5 mm	1.700	1.702	899	1.234
73069019	Copper brazed pipes and tubes; with an external diagonal cross-section not less than 12.5 mm	-	57.779	-	20.890

Tabel 3 : Ekspor Indonesia menurut Komoditi ( Kode HS 8 digit )

Juli 2023

Kode H S	Uraian golongan barang	Berat bersih (Kg)		Nilai F.O.B. ( U S \$ )	
		Bulan ini	Kumulatif	Bulan ini	Kumulatif
		(1)	(2)	(3)	(4)
73069094	Other tubes, pipes and hollow profiles of iron or steel; high pressure pipes, with an external diameter of less than 12.5 mm	-	2.516	-	9.511
73069099	Other tubes, pipes and hollow profiles of iron or steel; n.e.c. in heading 7306	18.845	21.386	515.670	544.609
73071110	Cast fittings, of non-malleable cast iron; hubless tube or pipe fittings	6.520	12.219	725	7.516
73071190	Cast fittings, of non-malleable cast iron; other than hubless tube or pipe fittings	17.143	90.002	110.351	677.993
73071900	Cast fittings, other than of non-malleable cast iron;	886.118	7.438.266	2.612.262	19.113.479
73072110	Flanges; of stainless steel; having an internal diameter of less than 15 cm	688	4.000	311	34.685
73072190	Flanges; of stainless steel; having an internal diameter of not less than 15 cm	35.577	482.212	127.563	1.934.380
73072210	Threaded elbows, bends and sleeves; of stainless steel; having an internal diameter of less than 15 cm	1.279	113.904	14.272	1.059.622
73072290	Threaded elbows, bends and sleeves; of stainless steel; having an internal diameter of not less than 15 cm	566	63.432	12.420	456.951
73072310	Butt welding fittings; of stainless steel; having an internal diameter of less than 15 cm	163	2.465	1.820	24.158
73072390	Butt welding fittings; of stainless steel; having an internal diameter of not less than 15 cm	1.008	9.715	52.649	441.962
73072910	Tube or pipe fittings; of stainless steel; other than flanges or threaded elbows, bends and sleeves or butt welding fittings; having an internal diameter of less than 15 cm	312	2.137	52.194	108.725
73072990	Tube or pipe fittings; of stainless steel; other than flanges or threaded elbows, bends and sleeves or butt welding fittings; having an internal diameter of not less than 15 cm	54.307	75.758	331.087	367.962
73079110	Flanges of iron or steel; other than of stainless steel; having an internal diameter of less than 15 cm	12.316	80.152	78.677	427.552
73079190	Flanges of iron or steel; other than of stainless steel; having an internal diameter of not less than 15 cm	20.642	560.676	173.967	3.716.498
73079210	Threaded elbows, bends and sleeves of iron or steel; other than of stainless steel; having an internal diameter of less than 15 cm	22.406	176.322	429.057	2.545.553
73079290	Threaded elbows, bends and sleeves of iron or steel; other than of stainless steel; having an internal diameter of not less than 15 cm	434.646	3.583.598	547.378	3.212.959
73079310	Butt welding fittings of iron or steel; other than of stainless steel; having an internal diameter of less than 15 cm	90	692	3.237	20.240
73079390	Butt welding fittings of iron or steel; other than of stainless steel; having an internal diameter of not less than 15 cm	169.958	381.195	1.933.239	4.351.917
73079910	Tube or pipe fittings of iron or steel; other than of stainless steel; other than flanges or threaded elbows, bends and sleeves or butt welding fittings; having an internal diameter of less than 15 cm	23.862	77.829	759.781	1.374.278
73079990	Tube/pipe fittings of iron or steel; oth than of stainless steel; other than flanges or threaded elbows, bends and sleeves or butt welding fittings; having an internal diameter of not less than 15 cm	429.911	4.754.729	4.382.095	35.663.210
73081010	Bridges and bridge-sections, of iron or steel; prefabricated modular type joined by shear connectors	-	6	-	139
73081090	Bridges and bridge-sections, of iron or steel; other than prefabricated modular type joined by shear connectors	184.406	3.270.765	252.988	10.525.674
73082011	Towers, of iron or steel; prefabricated modular type joined by shear connectors	3.450	110.130	11.863	298.011
73082019	Towers, of iron or steel; other than prefabricated modular type joined by shear connectors	22.555	48.900	12.275	123.236
73082029	Lattice masts, of iron or steel; other than prefabricated modular type joined by shear connectors	143.194	1.552.509	688.220	3.791.122
73083010	Doors, of iron or steel, of a thickness of 6 mm or more but not exceeding 8 mm	-	648	-	2.407

Tabel 3 : Ekspor Indonesia menurut Komoditi ( Kode HS 8 digit )

Juli 2023					
Kode H S	Uraian golongan barang	Berat bersih (Kg)		Nilai F.O.B. ( U S \$ )	
		Bulan ini	Kumulatif	Bulan ini	Kumulatif
(1)	(2)	(3)	(4)	(5)	(6)
73083090	windows and their frames and thresholds for doors, of iron or steel	15.390	114.712	10.863	228.695
73084090	Equipment for scaffolding, shuttering, propping or pit-propping, of iron or steel; other than prefabricated modular type joined by shear connectors	4.472	2.595.168	104.120	10.374.507
73089020	Structures&parts of iron/steel;oth than bridges&bridge-sections/towers&lattice masts/ equipment for scaffolding,shuttering,propping /pit-propping;prefabricated modular type joined by shear connectors	6.838	239.688	2.240	19.637
73089040	Structures and parts of structures, of iron or steel; corrugated and curved galvanised plates or sheets prepared for use in conduits, culverts or tunnels	-	36.872	-	61.180
73089060	Structures and parts of structures, of iron or steel; perforated cable trays	-	10.159	-	22.453
73089092	Guardrails of iron or steel	-	12.720	-	5.458
73089099	Plates, rods, angles, shapes, sections, tubes and the like, prepared for use in structures, of iron or steel	1.681.046	14.344.454	5.308.909	20.499.426
73090011	Reservoirs, tanks, vats and similar containers for any material of iron or steel, of a capacity > 300 l; of a kind used for the conveyance or packing of goods; lined or heat-insulated	31.470	33.275	37.298	49.611
73090019	Reservoirs, tanks, vats and similar containers for any material of iron or steel, of a capacity > 300 l; of a kind used for the conveyance or packing of goods; not lined or heat-insulated	35.688	477.484	8.756	479.056
73090099	Reservoirs, tanks, vats and similar containers for any material of iron or steel, of a capacity > 300 l; other than of a kind used for the conveyance or packing of goods; not lined or heat-insulated	8.719	1.475.737	74.745	11.000.343
73101010	Tanks, casks, drums, cans, boxes and similar containers, for any material, of iron or steel; of a capacity ≥ 50 l but ≤ 300 l; of tinplate	1.131.925	3.766.708	69.916	211.176
73101091	Tanks, casks, drums, cans, boxes and similar containers, for any material, of iron or steel; of a capacity ≥ 50 l but ≤ 300 l; casting, forging or stamping, in the rough state	9	32	6	215
73101099	Tanks, casks, drums, cans, boxes and similar containers, for any material, of iron or steel; of a capacity ≥ 50 l but ≤ 300 l; other than casting, forging or stamping, in the rough state	160.570	1.639.760	261.874	3.628.232
73102111	Cans which are to be closed by soldering or crimping, of iron or steel; of a capacity < 1 l; of tinplate	-	25	-	100
73102119	Cans which are to be closed by soldering or crimping, of iron or steel; of a capacity < 1 l; other than of tinplate	-	33.047	-	126.170
73102191	Cans which are to be closed by soldering or crimping, of iron or steel; of a capacity ≥ 1 l but < 50 l; of tinplate	-	6.565	-	36.019
73102199	Cans which are to be closed by soldering or crimping, of iron or steel; of a capacity ≥ 1 l but < 50 l; other than of tinplate	9.782	69.003	65.625	581.411
73102911	Tanks, casks, drums, cans, boxes and similar containers, for any material, of iron or steel; other than cans which are to be closed by soldering/crimping; of a capacity < 1 l; of tinplate	5	1.535	5	11.551
73102919	Tanks, casks, drums, cans, boxes and similar containers, for any material, of iron or steel; other than cans which are to be closed by soldering/crimping; of a capacity < 1 l; other than of tinplate	46.731	333.461	244.225	1.556.047
73102991	Tanks, casks, drums, cans, boxes and similar containers, for any material, of iron or steel; other than cans which are to be closed by soldering/crimping; of a capacity ≥ 1 l but < 50 l; of tinplate	-	8.655	-	34.290
73102999	Tanks, casks, drums, cans, boxes & similar,for any material, of iron/steel; oth than cans which are to be closed by soldering; of a capacity ≥ 1 l but < 50 l; n.e.c. in heading 7310	38.868	184.445	100.163	307.139

Tabel 3 : Ekspor Indonesia menurut Komoditi ( Kode HS 8 digit )

Juli 2023

Kode H S	Uraian golongan barang	Berat bersih (Kg)		Nilai F.O.B. ( U S \$ )	
		Bulan ini	Kumulatif	Bulan ini	Kumulatif
(1)	(2)	(3)	(4)	(5)	(6)
73110025	Seamless steel cylinders; of a capacity of 30 l or more, for Liquefied Petroleum Gas (LPG)	-	48	-	378
73110029	Seamless steel cylinders; other than those of HS 73110021 - 73110027	78.615	232.879	20.442	110.773
73110091	Containers for compressed or liquefied gas, of iron or steel; other than seamless steel cylinders; of a capacity not exceeding 7.3 l	-	250	-	2.088
73110099	Containers for compressed or liquefied gas, of iron or steel; other than seamless steel cylinders; of a capacity of 110 l or more	82.235	674.124	12.800	429.509
73121010	Stranded wire, ropes and cables, of iron or steel, not electrically insulated; locked coils, flattened strands and non-rotating wire ropes	28.000	179.555	6.400	100.549
73121020	Stranded wire, ropes and cables, of iron or steel, not electrically insulated; plated or coated with brass and of a diameter not exceeding 3 mm	4.723.659	32.246.580	7.824.973	56.185.453
73121030	Stranded wire, ropes and cables, of iron or steel, not electrically insulated; plated or coated with aluminium	7.606	17.854	2.627	20.889
73121091	Stranded wire, ropes and cables, of iron or steel, not electrically insulated; other than subheading 731210; stranded steel wire for prestressing concrete	169.908	183.927	143.676	157.399
73121099	Stranded wire, ropes and cables, of iron or steel, not electrically insulated; other than subheading 731210; other than stranded steel wire for prestressing concrete	30.283	105.274	116.388	591.003
73129000	Plaited bands, slings and the like, of iron or steel, not electrically insulated	489.833	5.883.954	1.404.629	17.908.095
73130000	Barbed wire of iron or steel; twisted hoop or single flat wire, barbed or not, and loosely twisted double wire, of a kind used for fencing, of iron or steel	179.453	1.027.961	317.834	1.832.363
73141200	Woven cloth; endless bands for machinery, of stainless steel	-	548	-	60.770
73141400	Other woven cloth, of stainless steel	16	3.048	506	26.697
73141910	Woven cloth; endless bands for machinery other than of stainless steel	-	1	-	0
73141990	Other woven cloth, other than of stainless steel	4	5.701	411	7.888
73142000	Grill, netting and fencing cloth, welded at the intersection, of wire with a maximum cross-sectional dimension of 3 mm or more and having a mesh size of 100 cm <sup>2</sup> or more	53	3.234	814	44.273
73143100	Other grill, netting and fencing cloth of iron or steel wire, welded at the intersection; plated or coated with zinc	-	1.102	-	193
73143900	Other grill, netting and fencing cloth of iron or steel wire, welded at the intersection; other than plated or coated with zinc	-	11.971	-	4.004
73144100	Other cloth, grill, netting and fencing of iron or steel wire; plated or coated with zinc	166.118	895.813	276.272	1.529.330
73144200	Other cloth, grill, netting and fencing of iron or steel wire; coated with plastics	16.080	175.808	27.501	306.638
73144900	Other cloth, grill, netting and fencing of iron or steel wire; other than plated or coated with zinc; other than coated with plastic	285	181.903	11.466	505.031
73145000	Expanded metal of iron or steel	-	1.903	-	12.085
73151110	Articulated link chain and parts thereof; bicycle or motorcycle roller chain of iron or steel	694	5.534	21.865	128.311
73151191	Articulated link chain and parts thereof; transmission type roller chain, of a pitch length of not less than 6 mm and not more than 32 mm of iron or steel	1	212	9	18.582
73151199	Articulated link chain and parts thereof; transmission type roller chain, of a pitch length more than 32 mm of iron or steel	21.270	239.963	72.820	448.502
73151210	Articulated link chain and parts thereof; bicycle or motorcycle non roller chain of iron or steel	4	58	96	1.185
73151290	Articulated link chain and parts thereof; other than bicycle or motorcycle non roller chain of iron or steel	-	32.774	-	147.491



Tabel 3 : Ekspor Indonesia menurut Komoditi ( Kode HS 8 digit )

Juli 2023

Kode H S	Uraian golongan barang	Berat bersih (Kg)		Nilai F.O.B. ( U S \$ )	
		Bulan ini	Kumulatif	Bulan ini	Kumulatif
(1)	(2)	(3)	(4)	(5)	(6)
73151910	Articulated link chain and parts thereof; parts of bicycle or motorcycle chain	6	50	277	1.992
73151990	Articulated link chain and parts thereof; parts of other than bicycle or motorcycle chain	-	107	-	820
73152000	Skid chain of iron or steel	-	3.847	-	4.545
73158100	Stud-link chain of iron or steel	-	16.512	-	763.574
73158200	Chain of iron or steel; other than articulated link chain; other than stud-link chain; welded link	647	1.733	581	13.396
73158910	Chain of iron or steel; other than articulated link chain; other than in subheading of 731581 and 731582; bicycles or motorcycle chain	-	1	-	10
73158990	Chain of iron or steel; other than articulated link chain; other than in subheading of 731581 and 731582; other than bicycles or motorcycle chain	12	3.167	502	25.866
73159020	Parts of bicycle or motorcycle chain of iron or steel	1.070	1.332	361	810
73159090	Parts of chain of iron or steel; other than parts of bicycle or motorcycle chain	513.024	2.837.811	1.772.268	9.859.441
73160000	Anchors, grapnels and parts thereof, of iron or steel	36.230	1.922.514	25.970	984.868
73170010	Wire nails of iron or steel	561	2.210	2.406	4.082
73170020	Staples of iron or steel	24	36	65	96
73170090	Nails, tacks, drawing pins, corrugated nails, staples & similar articles, of iron/ steel, whether/ not with heads of other material; other than wires nails, staples, dog spikes for sleepes, gang nails	354	4.848	4.261	21.832
73181100	Threaded articles; coach screws	-	1.352	-	284
73181210	Threaded articles; other wood screws having a shank of an external diameter not exceeding 16 mm	-	3.611	-	10.573
73181290	Threaded articles; other wood screws having a shank of an external diameter exceeding 16 mm	371	19.718	3.583	83.275
73181300	Threaded articles; screw hooks and screw rings	79	4.127	1.380	12.759
73181410	Threaded articles; self-tapping screws, having a shank of an external diameter not exceeding 16 mm	2.163	14.550	80.089	156.149
73181490	Threaded articles; self-tapping screws, having a shank of an external diameter exceeding 16 mm	7.908	79.917	46.236	381.342
73181510	Threaded articles; other screws and bolts, whether or not with their nuts or washers, having a shank of an external diameter not exceeding 16 mm	350.958	2.329.434	1.351.493	8.248.886
73181590	Threaded articles; other screws and bolts, whether or not with their nuts or washers, having a shank of an external diameter exceeding 16 mm	557.873	4.285.759	2.890.216	23.967.357
73181610	Threaded articles; nuts, whether or not with their nuts or washers, having a shank of an external diameter not exceeding 16 mm	139.159	1.080.601	1.052.863	8.543.827
73181690	Threaded articles; nuts, whether or not with their nuts or washers, having a shank of an external diameter exceeding 16 mm	39.024	339.175	411.017	4.010.666
73181910	Threaded articles; having a shank of an external diameter not exceeding 16 mm; other than those of subheading 731811 - 731816	280.425	1.581.299	52.667	258.643
73181990	Threaded articles; having a shank of an external diameter exceeding 16 mm; other than those of subheading 731811 - 731816	209	15.800	2.311	122.602
73182100	Non-threaded articles; spring washers and other lock washers	1.114	12.384	10.466	91.340
73182200	Non-threaded articles; other washers	18.222	150.732	242.350	1.865.855
73182310	Non-threaded articles; rivets having an external diameter not exceeding 16 mm	4.517	16.955	12.879	52.783
73182390	Non-threaded articles; rivets having an external diameter exceeding 16 mm	468	5.079	22.999	172.253
73182400	Non-threaded articles; cotters and cotter-pin	5.846	90.375	64.810	469.427

Tabel 3 : Ekspor Indonesia menurut Komoditi ( Kode HS 8 digit )

Juli 2023

Kode H S	Uraian golongan barang	Berat bersih (Kg)		Nilai F.O.B. ( U S \$ )	
		Bulan ini	Kumulatif	Bulan ini	Kumulatif
		(1)	(2)	(3)	(4)
73182910	Non-threaded articles; having a shank of an external diameter not exceeding 16 mm; other than those of subheading 731821 - 731824	14.920	99.836	122.594	793.749
73182990	Non-threaded articles; having a shank of an external diameter exceeding 16 mm; other than those of subheading 731821 - 731824	78.030	608.301	576.718	4.835.580
73194010	Safety pins	2.802	34.204	7.679	57.685
73194020	Other pins	2.690	22.240	19.887	186.143
73199010	Sewing, darning or embroidery needles	11	4.126	65	9.599
73199090	Other sewing needles, knitting needles, bodkins, crochet hooks, embroidery stiletos and similar articles, for use in the hand, of iron or steel; safety pins and other pins of iron or steel, NEC	456	9.320	3.627	52.991
73201011	Leaf-springs and leaves; suitable for use on motor vehicles of heading 8702, 8703 or 8704	4.507.501	26.461.006	8.503.836	49.952.279
73201012	Leaf-springs and leaves; suitable for use on other motor vehicles	179.680	862.390	493.689	2.371.667
73201019	Springs and leaves for springs suitable for use on machinery of heading 8429 or 8430	41.138	242.543	75.516	448.027
73201090	Other leaf-springs and leaves	73.737	593.374	167.450	1.177.671
73202011	Helical springs for motor vehicles	175.496	715.382	1.349.116	4.658.535
73202012	Helical springs for eart-moving machinery	242	929	3.660	18.408
73202019	Helical springs; suitable for use on motor vehicles or machinery of heading 8429 or 8430; other than for motor vehicles or eart-moving machinery	4.423	27.987	17.610	234.616
73202090	Helical springs; not suitable for use on motor vehicles or machinery of heading 8429 or 8430	82.092	351.057	188.933	1.115.999
73209010	Other springs and leaves for springs, of iron or steel; suitable for use on motor vehicles	2.016	19.471	16.995	150.580
73209090	Other springs and leaves for springs, of iron or steel; not suitable for use on motor vehicles	441.790	2.493.898	863.619	4.844.820
73211100	Cooking appliances and plate warmers; for gas fuel or for both gas and other fuels	38.535	467.328	314.493	2.837.376
73211200	Cooking appliances and plate warmers; for liquid fuel	1.100	5.734	11.692	17.532
73211990	Cooking appliances and plate warmers; other than for gas/gas and both gas & other/liquid/solid fuel	1.375	10.390	8.411	61.961
73218100	Other appliances; for gas fuel or for both gas and other fuels	-	417	-	867
73218200	Other appliances; for gas liquid fuel	5	919	10	1.501
73218900	Other appliances; other than for gas fuel or for both gas and other fuels/liquid fuel; including appliances for solid fuel	-	104	-	1.170
73219010	Parts of kerosene stoves	1.626	9.959	3.029	15.346
73219021	Parts of cooking appliances and plate warmers using gas fuel; burner; components made by stamping or pressing processes	14.117	14.117	22.908	22.908
73219029	Parts Of cooking appliances and plate warmers using gas fuel; other than burner; components made by stamping or pressing processes	1.745	54.153	23.312	224.365
73219090	Other parts of stoves, ranges, grates, cookers, barbecues, braziers, gas-rings, plate warmers & similar non-electric domestic appliances, of iron/steel	757	37.926	7.740	158.419
73221100	Radiators and parts thereof; of cast iron	-	582	-	13.365
73221900	Radiators and parts thereof; other than cast iron	27	196	112	2.974
73229000	Air heaters & hot air distributors (incl distributors which can also distribute fresh/conditioned air), not electrically heated, incorporating a motor-driven fan/blower, & parts thereof, of iron/steel	3.809	37.756	9.410	78.987
73231000	Iron or steel wool; pot scourers and scouring or polishing pads, gloves and the like	10.560	55.472	49.949	256.143
73239110	Kitchenware and parts thereof; of cast iron, not enamelled	7.667	67.265	12.365	117.316
73239120	Ashtrays and parts thereof; of cast iron, not enamelled	276	290	41	287
73239190	Household articles other than kitchenware and ashtrays and parts thereof; of cast iron, not enamelled	662	32.986	405	800.275

Tabel 3 : Ekspor Indonesia menurut Komoditi ( Kode HS 8 digit )

Juli 2023

Kode H S	Uraian golongan barang	Berat bersih (Kg)		Nilai F.O.B. ( U S \$ )	
		Bulan ini	Kumulatif	Bulan ini	Kumulatif
		(1)	(2)	(3)	(4)
73239200	Household articles and parts thereof; of cast iron, enamelled	9.754	22.421	53.405	181.900
73239310	Kitchenware and parts thereof; of stainless steel	57.592	283.618	477.882	2.843.541
73239320	Ashtrays and parts thereof; of stainless steel	-	11	-	110
73239390	Household articles other than kitchenware and ashtrays and parts thereof; of stainless steel	14.604	131.551	528.710	3.064.352
73239400	Household articles and parts thereof; of iron (other than cast iron) or steel, enamelled	129.778	625.206	752.066	3.724.792
73239910	Kitchenware; of iron other than stainless steel and cast iron	2.906	94.854	3.984	123.433
73239920	Ashtray; of iron other than stainless steel and cast iron	0	16	25	66
73239990	Tableware, kitchenware or other household articles and parts thereof; of iron other than stainless steel and cast iron	113.312	444.275	562.864	2.207.473
73241010	Kitchen sinks; of stainless steel	908	9.361	7.531	87.452
73241090	Wash basins; of stainless steel	1.889	22.803	22.434	300.872
73242110	Bathtubs having rectangular or oblong interior shape; of cast iron, whether or not enamelled	180	1.155	315	13.787
73242190	Bathtubs having other than rectangular or oblong interior shape; of cast iron, whether or not enamelled	81	129	2.416	4.076
73242910	Bathtubs having rectangular or oblong interior shape; other than of cast iron, whether or not enamelled	-	8	-	15
73242990	Bathtubs having other than rectangular or oblong interior shape; of not cast iron, whether or not enamelled	27	3.044	2.525	76.005
73249010	Flushing water closets or urinals (fixed type)	96	6.816	956	23.014
73249091	Parts of kitchen sinks or bathtubs	2.167	14.360	1.817	14.790
73249099	Other sanitary ware and parts thereof; of iron or steel other than sinks and wash basins, baths, flushing water closets (fixed type)	2.783	43.496	45.570	665.770
73251020	Manhole covers, gratings and frames thereof; of non-malleable cast iron	-	29.832	-	74.472
73251090	Other cast articles of iron or steel; of non-malleable iron other than manhole covers, gratings, frames thereof, spouts and cups for latex collection	2.827	141.802	12.832	646.838
73259920	Manhole covers, gratings and frames thereof; of non-malleable cast iron	-	2.201	-	1.420
73259990	Manhole covers, gratings and frames thereof; of malleable cast iron	244.376	1.432.876	955.328	4.139.615
73261100	Grinding balls and similar articles for mills forged or stamped, but not further worked	718.930	4.810.858	688.017	4.983.193
73261900	Other articles of iron or steel, other than grinding balls and similar articles for mills, forged or stamped but not further worked	828.929	5.811.162	6.475.032	46.405.798
73262050	Poultry cages and the like; of iron or steel wire	8.120	8.430	2.817	4.655
73262060	Rat traps; of iron or steel wire	71	88	209	217
73262070	Wire mesh curtain and blinds; of iron or steel wire	-	440	-	4.192
73262090	Articles of iron or steel wire other than poultry cages and the like or rat traps or wire mesh curtain and blinds	2.328.326	13.198.155	4.266.376	25.174.050
73269010	Ships' rudders; of iron or steel	500	9.980	1.200	29.337
73269030	Stainless steel clamp assemblies with rubber sleeves of a kind used for hubless cast iron pipes and pipe fittings; of iron or steel	25.778	124.006	501.290	1.435.982
73269060	Bunsen burners ; of iron or steel	-	91	-	1.297
73269070	Horseshoes; riding boot spurs; of iron or steel	3.731	17.588	270.037	1.443.975
73269091	Cigarette cases and boxes; of iron or steel	51.532	310.344	54.755	373.231
73269099	Other articles of iron or steel, n.e.c. in heading 7326	667.586	9.012.633	3.483.161	48.154.040
74010010	Copper mattes	-	5.573.820	-	6.569.618
74031100	Cathodes and sections of cathodes; of refined copper	3.404.105	52.720.883	28.717.035	466.121.225
74031200	Wire-bars; of refined copper	-	4.584	-	875
74031900	Copper alloys; unwrought	696.481	2.121.001	5.714.250	17.563.814
74032100	Copper-zinc base alloys (brass)	1.390.641	9.193.565	6.136.596	49.552.347
74032200	Copper-tin base alloys (bronze)	424.091	2.347.553	3.386.685	19.083.090
74032900	Copper alloys; other than brass or bronze or master alloys of heading 7405	-	24.422	-	309.704

Tabel 3 : Ekspor Indonesia menurut Komoditi ( Kode HS 8 digit )

Juli 2023

Kode H S	Uraian golongan barang	Berat bersih (Kg)		Nilai F.O.B. ( U S \$ )	
		Bulan ini	Kumulatif	Bulan ini	Kumulatif
		(1)	(2)	(3)	(4)
74040000	Copper waste and scrap	2.530.583	16.993.990	20.456.603	132.853.498
74062000	Copper flakes; of lamellar structure	132.755	359.523	991.481	2.950.781
74071030	Profiles; of refined copper	7.046	102.870	61.933	1.010.776
74071041	Bars and rods, square or rectangular cross-section; of refined copper	22.139	22.139	179.326	179.326
74071049	Bars and rods other than square or rectangular cross-section; of refined copper	425.995	3.195.831	3.818.974	28.920.496
74072100	Bars, rods and profiles, of copper-zinc base alloys (brass)	548.411	4.002.951	4.206.212	30.365.274
74072900	Bars, rods and profiles, of copper alloys other than copper-zinc base alloys (brass)	429.931	1.208.916	3.425.557	8.978.950
74081130	Copper wire which the maximum cross-sectional dimension exceed 8 mm but not exceed 14 mm; of refined copper	2.338.677	15.704.739	20.639.130	143.269.375
74081190	Copper wire which the maximum cross-sectional dimension does exceed 14 mm; of refined copper	2.326.381	15.287.220	18.419.810	124.775.376
74081910	Copper wire plated or coated with gold or silver; of refined copper	41	41	1.468	1.468
74081990	Copper wire of refined copper of which the maximum cross-sectional dimension ≤ 6 mm other than plated or coated with gold or silver	2.787.897	15.995.289	24.670.691	145.173.436
74082100	Copper wire of copper-zinc base alloys (brass); of cooper alloys	98.408	913.645	714.126	6.845.799
74082200	Copper wire of copper-nickel base alloys (cupro-nickel)/copper-nickel-zinc base alloys (nickel silver); of cooper alloys	-	1	-	1
74082990	Copper wire of cooper alloys other than brass or cupro-nickle or nickle-silver or bronze	4.802	141.077	3.150	1.153.207
74091100	Copper plates, sheets and strip of a thickness exceeding 0.15 mm; of refined copper, in coils	53	60	332	924
74091900	Copper plates, sheets and strip of a thickness exceeding 0.15 mm; of refined copper, not in coils	425	44.724	8.427	125.152
74092100	Copper plates, sheets and strip of a thickness exceeding 0.15 mm; of copper-zinc base alloys (brass), in coils	136.391	346.515	1.098.908	2.848.437
74092900	Copper plates, sheets and strip of a thickness exceeding 0.15 mm; of copper-zinc base alloys (brass), not in coils	347	6.244	14.486	173.050
74093100	Copper plates, sheets and strip of a thickness exceeding 0.15 mm; of copper-tin base alloys (bronze), in coils	0	22	0	352
74093900	Copper plates, sheets and strip of a thickness exceeding 0.15 mm; of copper-tin base alloys (bronze), not in coils	1.508	9.579	15.052	110.680
74094000	Copper plates, sheets and strip of a thickness exceeding 0.15mm; of copper-nickel base alloys (cupro-nickel) or copper-nickel-zinc base alloys (nickel silver)	-	212	-	73.457
74099000	Copper plates, sheets and strip, of a thickness exceeding 0.15mm; of cooper alloys	4	9.260	8.265	145.734
74101110	Copper clad laminate for manufacturing printed circuit boards of a thickness (excluding any backing) not exceeding 015 mm; of refined copper, not backed	125	126	15	952
74101190	Copper clad laminate for manufacturing printed circuit boards of a thickness (excluding any backing) exceeding 015 mm; of refined copper, not backed	618	2.551	7.245	45.592
74101200	Copper foil (whether or not printed) not backed with paper, paperboard, plastics or similar backing materials), of a thickness (excluding any backing) not exceeding 015 mm; of copper alloys	-	37	-	3.899
74102200	Copper foil (whether or not printed or backed with paper, paperboard, plastics or similar backing materials), of a thickness (excluding any backing) not exceeding 015 mm; of copper alloys, backed	0	7	54	2.054
74111000	Copper tubes and pipes; of refined copper	-	1.710	-	903
74112100	Copper tubes and pipes of copper alloys; of copper-zinc base alloys (brass)	-	232	-	3.095

Tabel 3 : Ekspor Indonesia menurut Komoditi ( Kode HS 8 digit )

Juli 2023

Kode H S	Uraian golongan barang	Berat bersih (Kg)		Nilai F.O.B. ( U S \$ )	
		Bulan ini	Kumulatif	Bulan ini	Kumulatif
		(1)	(2)	(3)	(4)
74112900	Copper tubes and pipes; of copper alloys of other than copper-zinc, copper-nickel base alloys (cupro-nickel) or copper-nickel-zinc base alloys (nickel-silver))	-	968	-	7.114
74122020	Hose fittings, copper tube or pipe fittings; of copper alloys	2	104	68	2.891
74122091	Tube or pipe fittings of copper-zinc base alloys (brass), other than hose fittings	-	45.874	-	718.245
74122099	Tube or pipe fittings other than of copper-zinc base alloys (brass), other than hose fittings	31.541	1.535.197	638.223	4.526.590
74130011	Cables; of copper not electrically insulated of a diameter not exceeding 2828 mm	188	746	902	18.989
74130019	Stranded wire, plaited bands and the like; of copper not electrically insulated Of a diameter not exceeding 2828 mm	8	8	368	369
74130091	Cables; of copper electrically insulated of a diameter exceeding 2828 mm	-	1.329	-	10.862
74130099	Stranded wire, plaited bands and the like; of copper electrically insulated of a diameter exceeding 2828 mm	55.646	55.720	770.590	771.538
74151010	Nails (other than those of heading 8305); of copper or of iron or steel with heads of copper	31	20.296	25	160.343
74151020	Staples (other than those of heading 8305); of copper or of iron or steel with heads of copper	-	2	-	8
74151090	Tacks, drawing pins (other than those of heading 8305); of copper or of iron or of steel with heads of copper	63	2.153	1.638	79.414
74152100	Washers (including spring washers) not threaded (other than those of heading 8305); of cooper	21	1.637	1.945	8.711
74152900	Rivets, cotters, cotter-pins and similar articles, not threaded (other than those of heading 8305); of cooper	41	424	8.245	31.409
74153310	Screws threaded (other than those of heading 8305); of copper	1.084	13.402	76.668	585.127
74153320	Bolts and nuts threaded (other than those of heading 8305); of copper	587	24.765	2.019	61.951
74153900	Other threaded articles (other than those of heading 8305 and 7514); of copper	1.519	98.476	4.664	526.248
74181010	Pot scourers and scouring or polishing pads, gloves and the like; of copper	40	464	74	1.152
74181030	Cooking or heating apparatus of a kind used for household purposes, non-electric and parts thereof; of copper	6.967	34.948	80.696	254.063
74181090	Other household articles and parts thereof; of copper	472	2.405	11.962	42.674
74182000	Sanitary ware and parts thereof; of copper	880	14.451	3.545	77.522
74192010	Chain and parts thereof, cast, moulded, stamped or forged, but not further worked; of copper	-	27	-	250
74192090	Articles of copper oth than chain & parts thereof or reservoirs or tanks or vats & similar containers not fitted with mechanical/thermal equipment; cast/moulded/stamped/forged, but not further worked	1	205	141	2.164
74198010	Chain and parts thereof of copper; other than cast, moulded, stamped or forged, but not further worked	-	2	-	12
74198029	Grill and netting; of copper wire	644	8.855	23.678	132.465
74198030	Springs of copper	-	28	-	11.154
74198040	Cigarette cases or boxes; of expanded metal of copper	-	4	-	467
74198050	Cooking or heating apparatus, other than of a kind used for domestic purposes, and parts thereof; of expanded metal of copper	680	26.646	1.617	19.903
74198060	Articles specially designed for use during religious rites; of expanded metal of copper	974	1.020	990	1.170
74198080	Reservoirs, tanks, vats and similar containers not fitted with mechanical or thermal equipment of a capacity of 300 l or less; of expanded metal of copper	-	1.400	-	12.429
74198090	Other articles of copper n.e.c. of heading 7419	419	9.828	25.557	337.237
75011000	Nickel mattes	33.672.326	197.923.640	384.017.849	2.626.006.605
75012000	Nickel oxide sinters and other intermediate products; of nickel metallurgy	65.185.240	433.867.660	196.347.915	1.402.094.837
75030000	Nickel waste and scrap	9.239	394.990	62.825	2.577.214

Tabel 3 : Ekspor Indonesia menurut Komoditi ( Kode HS 8 digit )

Juli 2023

Kode H S	Uraian golongan barang	Berat bersih (Kg)		Nilai F.O.B. ( U S \$ )	
		Bulan ini	Kumulatif	Bulan ini	Kumulatif
(1)	(2)	(3)	(4)	(5)	(6)
75051200	Bars, rods and profiles; of nickel alloyed	-	560	-	5.724
75052200	Wire; of nickel alloys	-	2.714	-	92.929
75062000	Plates, sheets, strip and foil; of nickel alloyed	20	32	969	1.039
75071200	Tubes and pipes; of nickel alloyed	-	1.276	-	96.245
75072000	Tube or pipe fittings; of nickel	87	87	250	250
75089030	Bolts and nuts; of nickel	75	3.559	283	3.226
75089050	Electroplating anodes, including those produced by electrolysis; of nickel	335	2.341	438.675	2.987.212
75089090	Other articles of nickel	7.941	30.993	378.031	1.776.921
76011000	Unwrought aluminium, not alloyed	1.527.171	1.579.519	3.443.653	3.717.193
76012000	Unwrought aluminium, alloyed	5.120.806	32.203.735	11.499.706	73.421.617
76020000	Aluminium waste and scrap	1.054.923	6.833.253	1.247.101	9.162.684
76032010	Aluminium Flakes	-	80.842	-	13.328
76032020	Aluminium powders; of lamellar structure	140.000	802.592	11.260	65.348
76041010	Bars and rods; of aluminium not alloyed	49.691	425.285	143.861	1.231.209
76041090	Profiles of aluminium not alloyed	43.344	196.216	145.303	762.791
76042110	Hollow profiles of a kind suitable for making cooling coils of motor vehicle air conditioning machines; of aluminium alloys	103	1.815	1.177	13.094
76042120	Aluminium spacers for doors and windows; of aluminium alloys	-	10	-	2.789
76042190	Other hollow profiles of aluminium alloys	898.263	5.416.775	3.474.418	21.409.220
76042910	Extruded bars and rods; of aluminium alloys	3.090.814	18.247.279	11.983.036	72.842.553
76042990	Other extruded bars, rods and profiles; of non aluminium alloys	71.521	120.772	307.436	594.873
76051100	Aluminium wire of which the maximum cross-sectional dimension exceeds 7 mm; of aluminium not alloyed	682.628	4.157.637	2.010.023	12.266.803
76051990	Other aluminium wire of aluminium not alloyed	53.243	448.739	201.697	1.636.438
76052910	Aluminium wire of a diameter not exceeding 0254 mm; of aluminium alloyed	-	24	-	7
76052990	Other aluminium wire; of aluminium alloyed	53.802	290.000	181.933	958.260
76061110	Aluminium plates, sheets and strip, of a thickness exceeding 0.2 mm; rectangular (including square) plain or figured by rolling or pressing, not otherwise surface treated; of aluminium not alloyed	263.480	1.298.356	796.261	4.023.295
76061190	Aluminium plates, sheets and strip, of a thickness not exceeding 0.2 mm; rectangular (including square) plain or figured by rolling or pressing, not otherwise surface treated; of aluminium not alloyed	206.923	688.466	68.308	586.349
76061220	Aluminium plates, not sensitised, of a kind used in the printing industry; of aluminium alloys, of a thickness exceeding 02 mm	323	3.360	14.895	119.958
76061235	Rectangular aluminium sheet of alloys, surface worked, of a thickness exceeding 0.2 mm	390	465	8.168	10.695
76061239	Rectangular aluminium sheet of alloys, not surface worked, of a thickness exceeding 0.2 mm	54	3.682	2.099	18.124
76061290	Rectangular aluminium strip of alloys, of a thickness exceeding 0.2 mm	0	260.244	47	891.851
76069100	Aluminium plates, sheets and strip, thickness exceeding 0.2mm, not rectangular, not alloyed	48	20.490	945	116.901
76069200	Aluminium plates, sheets and strip, thickness exceeding 0.2mm, not rectangular, of aluminium alloys	1.430	1.322.575	727	3.946.878
76071100	Aluminium foil rolled but not further worked of a thickness (excluding any backing) not exceeding 02 mmnn, not backed	1.267.331	9.271.708	5.026.457	38.084.177
76071900	Aluminium foil rolled but not further worked of a thickness (excluding any backing) exceeding 02 mmnn, not backed	96.509	944.501	56.121	743.295
76072010	Aluminium foil for thermal insulation, backed	64.223	182.464	321.982	779.700
76072091	Aluminium foil printed with patterns, or in gold or silver colour, backed	150	395	3.312	7.483
76072099	Aluminium foil not for thermal insulation, backed	21.044	150.424	147.755	1.198.689
76081000	Aluminium tubes and pipes; of aluminium, not alloyed	18	17.832	449	107.829
76082000	Aluminium tubes and pipes; of aluminium, alloys	179.852	988.351	925.021	5.160.750

Tabel 3 : Ekspor Indonesia menurut Komoditi ( Kode HS 8 digit )

Juli 2023

Kode H S	Uraian golongan barang	Berat bersih (Kg)		Nilai F.O.B. ( U S \$ )	
		Bulan ini	Kumulatif	Bulan ini	Kumulatif
		(1)	(2)	(3)	(4)
76090000	Aluminium tube or pipe fittings (for example, couplings, elbows, sleeves)	9.220	89.646	50.185	676.488
76101010	Aluminium structure for doors & their frames & thresholds for doors	93.110	594.133	656.135	4.387.943
76101090	Aluminium structure for windows & their frames & thresholds for windows	195.397	909.476	1.057.846	4.973.804
76109030	Aluminium structure for internal or external floating roofs for petroleum storage tanks	-	1	-	0
76109091	Aluminium structure for Bridges and bridge-sections; towers or lattice masts	3.231	30.409	18.060	165.498
76109099	Other aluminium plates, rods, profiles, tubes and the like, prepared for use in structures	381.803	2.385.093	1.205.473	8.321.152
76110000	Aluminium reservoirs,tanks,vats&similar containers,for any material oth than compressed/liquefied gas, of a capacity>300 l, whether/not lined/ heat- insulated, not fitted wh mechanical/thermal equip	3.626	45.661	2.332	91.373
76121000	Aluminium collapsible tubular containers	2.538	24.922	40.950	389.203
76129010	Aluminium seamless containers of a kind suitable for fresh milk	-	901	-	2.003
76129090	Other aluminium casks, drums, cans, boxes and containersfor any material	779.962	5.586.385	3.257.961	24.237.404
76130000	Aluminium containers for compressed or liquefied gas	6.314	65.474	51.380	465.388
76141011	Cables with steel core of a diameter not exceeding 253 mm	-	140	-	1.656
76141019	Cables of aluminium not electrically insulated with steel core a diameter exceeding 28.28 mm	9.666	45.900	364.363	1.636.153
76141090	Stranded wire plaited bands and the like of aluminium not electrically insulated with steel core	58.296	59.473	205.823	413.775
76149011	Cables of aluminium not electrically insulated, without steel core of diameter not exceeding 25.3 mm	103.728	830.202	814.011	6.734.734
76149019	Cables of aluminium not electrically insulated without steel core of a diameter exceeding 28.28 mm	2	6	540	1.053
76149090	Stranded wire plaited bands and the like of aluminium not electrically insulated without steel core	64.208	663.853	284.295	2.013.282
76151010	Pot scourers and scouring or polishing pads, gloves and the like; of aluminium	-	629	-	589
76151090	Tableware, kitchenware or Other household articles and parts thereof; of aluminium	117.938	608.936	571.233	3.934.946
76152020	Bedpans, urinals and chamber-pots; of aluminium	-	44	-	63
76152090	Other sanitary ware and parts thereof; of aluminium	25.169	37.220	31.395	100.049
76161010	Nails (other than those of heading 8305); of aluminium	-	191	-	40
76161020	Staples (other than those of heading 8305), hooks, bolts and nuts; of aluminium	459	1.419	1.670	25.955
76161090	tacks, screws,screw hooks, rivets, cotters, cotter-pins, washers and similar articles :of aluminium	632	11.499	28.623	306.852
76169100	Cloth, grill, netting and fencing; of aluminium wire	-	1.445	-	1.872
76169930	Aluminium Slugs, round, of such dimension that the thickness exceeds one-tenth of the diameter	-	5	-	32
76169940	Bobbins, spools, reels and similar supports for textile yarn; of aluminium	50.060	251.594	21.473	99.297
76169951	Venetian blinds of aluminium	5.062	29.419	48.088	271.552
76169959	Blinds other than venetian blinds of aluminium	26.362	132.748	157.751	712.828
76169960	Spouts and cups of a kind used for latex collection; of aluminium	172	1.280	350	1.750
76169980	Expanded metal; of aluminium	18.635	68.504	117.620	456.491
76169990	Other articles of aluminium	208.912	1.319.532	1.326.563	7.672.617
78011000	Unwrought refined lead	-	151.720	-	345.443
78019100	Unrefined lead containing by weight antimony as the principal other element	100.152	202.019	213.202	431.856
78019900	Unrefined lead containing by weight antimony not as the principal other elemen	1.826.429	8.373.289	2.432.615	12.239.552
78041190	Lead sheets, strip and foil of a thickness exceeding 015 mm	-	19	-	1.260
78041900	Lead plates	253	272	165	616

Tabel 3 : Ekspor Indonesia menurut Komoditi ( Kode HS 8 digit )

Juli 2023

Kode H S	Uraian golongan barang	Berat bersih (Kg)		Nilai F.O.B. ( U S \$ )	
		Bulan ini	Kumulatif	Bulan ini	Kumulatif
(1)	(2)	(3)	(4)	(5)	(6)
78060020	Lead bars, rods, profiles and wire	-	182.715	-	2.351.566
78060030	Lead tubes, pipes and tube or pipe fittings (for example, couplings, elbows, sleeves)	17	916	7.968	11.755
78060040	Lead wool; washers; electroplating anodes	2.559	4.260	27.727	45.609
78060090	Other articles of lead	-	6.876	-	74.912
79011100	Unwrought zinc, not alloyed containing by weight 9999 % or more of zinc	-	22	-	44
79011200	Unwrought zinc, not alloyed containing by weight less than 9999 % of zinc	40.470	582.708	84.820	1.496.121
79012000	Zinc alloys	95.000	364.369	210.675	888.420
79020000	Zinc waste and scrap	99.994	2.334.752	251.674	4.880.826
79031000	Zinc dust	383.484	2.473.773	1.133.731	8.472.632
79039000	Zinc powders and flakes	-	500.494	-	367.245
79040000	Zinc bars, rods, profiles and wire	11	178	20	312
79050040	Zinc plates, sheets, strip and foil of a thickness not exceeding 015 mm	19	1.012	60	1.925
79050090	Zinc plates, sheets, strip and foil of a thickness exceeding 015 mm	-	2.095	-	4.712
79070030	Gutters, roof capping, skylight frames and other fabricated building components; of zinc	1.244	27.690	487	14.809
79070092	Other household articles; of zinc	8	563	187	2.062
79070093	Electroplating anodes; stencil plates; nails, tacks, nuts, bolts, screws, rivets and similar fastening; zinc calots for the manufacture of batteries of zinc	3	2.065	80	5.806
79070099	Other articles of zinc n.e.c. of subheading 7907	190.710	1.554.605	285.381	1.588.810
80011000	Unwrought tin, not alloyed	6.952.516	38.641.573	192.989.241	1.016.040.182
80012000	Unwrought tin, alloyed	-	4	-	21
80030010	Tin bars and rods for soldering	77.030	399.335	1.990.339	10.042.929
81019600	Wire; of tungsten (wolfram)	125	2.367	349	22.282
81019700	Waste and scrap; of tungsten (wolfram)	6.410	85.750	135.745	1.684.003
81019910	Bars and rods, other than those obtained simply by sintering; profiles, sheets, strip and foil; of tungsten (wolfram)	-	0	-	19
81019990	Other articles of tungsten (wolfram)	-	14	-	2.358
81029600	Wire; of molybdenum	-	160	-	223
81029700	Waste and scrap; of molybdenum	-	1.300	-	26.000
81033000	Waste and scrap; of tantalum	2.186	24.688	313.990	1.805.151
81039100	Crucibles; of tantalum	1	3	207	3.200
81042000	Waste and scrap of magnesium	50.310	349.764	97.098	701.140
81043000	Raspings, turnings and granules, graded according to size; powders of magnesium	-	126	-	814
81053000	Waste and scrap of cobalt	-	6.862	-	58.456
81059000	Cobalt mattes and other intermediate products of cobalt metallurgy	-	0	-	86
81069090	Wrought bismuth; waste and scrap; powders; containing 99.99 % or less of bismuth, by weight	-	210	-	3.354
81083000	Waste and scrap; of titanium	2.019	46.404	21.194	243.778
81089000	Other articles of titanium	1	5.486	2	43.633
81110010	Waste and scrap; of manganese	5.730.000	34.940.001	10.726.400	69.707.451
81121300	Waste and scrap; of beryllium	20	20	461	461
81121900	Articles of beryllium; other than waste and scrap; wrought	-	9	-	1.127
81130000	Cermets and articles thereof, including waste and scrap	1.129	1.149	5.645	7.349
82011000	Hand tools; Spades and shovels	75	488	521	904
82013010	Hand tools; Hoes and rakes	-	3	-	75
82013090	Hand tools; Mattocks, picks	328	7.251	238	5.152
82014000	Hand tool; axes, bill hooks and similar hewing tools	3	459	96	563
82015000	Hand tool; Secateurs and similar one-handed pruners and shears (including poultry shears)	-	56	-	474
82016000	Hand tool; Hedge shears, two-handed pruning shears and similar two-handed shears	-	1	-	1



Tabel 3 : Ekspor Indonesia menurut Komoditi ( Kode HS 8 digit )

Juli 2023

Kode H S	Uraian golongan barang	Berat bersih (Kg)		Nilai F.O.B. ( U S \$ )	
		Bulan ini	Kumulatif	Bulan ini	Kumulatif
		(1)	(2)	(3)	(4)
82019000	hand tools; forks, scythes, sickles, hay knives, timber wedges, and other hand tools of a kind used in agriculture, horticulture or forestry n.e.c. in heading 8201	222	22.340	3.573	172.319
82021000	Hand saws	10	1.041	110	7.800
82022000	Band saw blades	11.312	11.386	55.021	55.140
82023100	Circular saw blades (including slitting or slotting saw blades) with working part of steel	1.366	23.762	51.035	885.370
82023900	Circular saw blades (including slitting or slotting saw blades) with working part of materials other than steel	8.554	64.939	290.529	2.193.051
82024000	Chain saw blades	-	43	-	490
82029100	Straight saw blades, for working metal	-	160	-	3.995
82029910	Straight saw blades, not for working metal	1	41	5	304
82029990	Saw blades parts	99.301	552.349	1.151.117	5.933.736
82031000	Files, rasps and similar tools	40.172	227.059	114.788	907.548
82032000	Pliers (including cutting pliers), pincers, tweezers and similar tools	300	5.458	5.383	59.738
82033000	Metal cutting shears and similar tools	36	485	2.236	30.196
82034000	Pipe-cutters, bolt croppers, perforating punches and similar tools	73	28.386	337	101.010
82041100	Hand-operated spanners and wrenches; non-adjustable	1.001	13.569	11.074	127.819
82041200	Hand-operated spanners and wrenches; adjustable	358	2.745	3.922	26.891
82042000	Interchangeable spanner sockets, with or without handles	149	11.388	1.779	99.377
82051000	Drilling, threading or tapping tools, hand operated	19.083	41.993	9.019	61.079
82052000	Hammers and sledge hammers	296	12.770	610	8.526
82053000	Planes, chisels, gouges and similar cutting tools for working wood	54.026	54.707	79.287	80.333
82054000	Screwdrivers	59	4.517	1.352	19.532
82055100	Household tools	1.660	2.738	5.499	24.010
82055900	Glaziers' diamondstools	2.801	47.858	122.199	992.624
82056000	Blow lamps	-	110	-	2.488
82057000	Vices, clamps and the like	3.888	56.899	48.061	605.438
82059000	Other hand tool including sets of articles of two or more subheadings of this heading	4.062	19.049	27.148	463.544
82060000	Tools of two or more of the headings 8202 to 8205, put up in sets for retail sale	3.502	22.565	23.380	182.778
82071300	Rock drilling or earth boring tools with working part of cermets Interchangeable tools for hand tools	550	1.175	43.998	99.248
82071900	Rock drilling or earth boring tools without working part of cermets, Interchangeable tools for hand tools including parts	1.205	36.399	56.566	1.128.879
82072000	Dies for drawing or extruding metal Interchangeable tools for hand tools	49.400	137.122	148.372	495.601
82073000	Tools for pressing, stamping or punching Interchangeable tools for hand tools	21.684	500.959	164.271	5.701.187
82074000	Tools for tapping or threading Interchangeable tools for hand tools	241	1.666	4.809	28.589
82075000	Tools for drilling, other than for rock drilling Interchangeable tools for hand tools	8.391	78.593	493.317	3.563.624
82076000	Tools for boring or broaching Interchangeable tools for hand tools	42	2.993	2.599	24.421
82077000	Tools for milling Interchangeable tools for hand tools	4.467	44.034	1.035.985	7.402.613
82078000	Tools for turning Interchangeable tools for hand tools	3	201	1.106	72.348
82079000	Screw driving, interchangeable tools	33.625	334.052	1.008.856	4.507.460
82081000	Knives and cutting blades for metal working	167	225	2.922	6.135
82082000	Knives and cutting blades for wood working	56.367	532.669	623.136	4.956.719
82083000	Knives and cutting blades for kitchen appliances or for machines used by the food industry	1.076	1.786	6.732	34.715
82084000	Knives and cutting blades for agricultural, horticultural or forestry machines	750	1.050	3.931	4.134

**Tabel 3 : Ekspor Indonesia menurut Komoditi ( Kode HS 8 digit )**

**Juli 2023**

Kode H S	Uraian golongan barang	Berat bersih (Kg)		Nilai F.O.B. ( U S \$ )	
		Bulan ini	Kumulatif	Bulan ini	Kumulatif
		(1)	(2)	(3)	(4)
82089000	Knives and cutting blades, other than for metal working or wood working or for kitchen appliances or machines used by the food industry or agricultural, horticultural or forestry machines	1.695	14.378	126.277	1.053.077
82090000	Plates, sticks, tips and the like for tools, unmounted, of cermets	380	3.847	57.841	317.795
82100000	Hand-operated mechanical appliances, weighing 10 kg or less, used in the preparation, conditioning or serving of food or drink	312	2.148	28.815	50.522
82111000	Sets of assorted articles knives with cutting blades, serrated or not other than knives of heading 8208	-	3	-	24
82119100	Table knives having fixed blades serrated or not other than knives of heading 8208	5.789	37.186	75.071	525.071
82119250	Knives having fixed blades of a kind used for agriculture, horticulture or forestry serrated or not other than knives of heading 8208	-	248	-	3.504
82119299	Knives having fixed blades excluding table knives or of a kind used for agriculture, horticulture or forestry or hunting, diving, and scouts' knives	96	4.453	115	102.415
82119321	Knives having other than fixed blades of a kind used for agriculture, horticulture or forestry with handle of base metal	-	8	-	202
82119329	Knives having other than fixed blades of a kind used for agriculture, horticulture or forestry with handle other than of base metal	-	54	-	4.640
82119330	Flick knives or spring knives; penknives with blades of 15 cm or more in length	5	59	71	231
82119390	Flick knives or spring knives; penknives with blades of 15 cm less in length	4	189	1.065	17.458
82119490	Blades for knives of a kind used other than for agriculture, horticulture or forestry	37	154	491	29.048
82119500	Knife handles of base metal	7	47	2.996	17.320
82121000	Razors	50	402	2.584	17.046
82122010	Double-edged razor blades	36	654	767	33.091
82122090	Safety razor blade blanks in strips	1	45	2	1.992
82130000	Scissors, tailors' shears and similar shears, and blades therefor	2.476	3.921	3.805	18.816
82141000	Paper knives, letter openers, erasing knives, pencil sharpeners and blades therefor	91	144	1.783	2.232
82142000	Manicure or pedicure sets and instruments (including nail files)	2	194	38	10.393
82149000	Hair clippers, butchers' or kitchen cleavers, choppers and mincing knives	3.842	44.410	8.872	83.856
82151000	Sets of assorted articles of kitchen and tableware containing at least one article plated with precious metal	727	781	4.455	5.172
82152000	Sets of assorted articles similar kitchen or tableware	11.638	73.683	110.404	745.328
82159100	Spoons, forks, ladles, skimmers, cake-servers, fish-knives, butter-knives, sugar tongs and similar kitchen or tableware plated with precious metal	1	1	3	347
82159900	Spoons, forks, ladles, skimmers, cake-servers, fish-knives, butter-knives, sugar tongs and similar kitchen or tableware not plated with precious metal	130.456	773.564	1.897.962	11.605.898
83011000	Padlocks (key, combination or electrically operated); of base metal	205	2.305	7.027	80.220
83012000	Locks of a kind used for motor vehicles; of base metal	60.007	373.563	997.963	7.088.436
83013000	Locks of a kind used for furniture; of base metal	1	1.644	49	5.755
83014010	Handcuffs; of base metal	0	0	93	93
83014020	Door locks; of base metal	188	1.888	825	10.247
83014090	Locks not used for motor vehicles or furniture other than handcuffs or door locks	1.536	37.426	17.360	404.843
83015000	Clasps and frames with clasps, incorporating locks; of base metal	30	326	330	3.448

Tabel 3 : Ekspor Indonesia menurut Komoditi ( Kode HS 8 digit )

Juli 2023

Kode H S	Uraian golongan barang	Berat bersih (Kg)		Nilai F.O.B. ( U S \$ )	
		Bulan ini	Kumulatif	Bulan ini	Kumulatif
		(1)	(2)	(3)	(4)
83016000	Parts of padlocks and locks; of base metal	19.571	160.950	363.174	4.091.633
83017000	Keys presented separately of padlocks and lock; of base metal	1.340	7.345	119.808	682.451
83021000	Hinges; of base metal	27.191	152.834	240.409	1.420.250
83022010	Castors with mounting of base metal of a diameter (including tyres) exceeding 100 mm, but not exceeding 250 mm	2	8	55	356
83022090	Castors with mounting of base metal of a diameter (including tyres) exceeding 250 mm	777	149.872	13.291	452.398
83023010	Hasps suitable for motor vehicles; of base metal	-	471	-	1.240
83023090	mountings, fittings and similar articles suitable for motor vehicles; of base metal	124.609	1.033.916	696.171	6.870.286
83024131	Hasps suitable for building; of base metal	-	986	-	11.429
83024139	Bolts, hooks and eyes, staples of base metal, a kind suitable for building	373	1.286	2.023	13.248
83024190	Other mountings, fittings and similar articles of base metal suitable for buildings	283.503	2.047.485	1.224.439	8.979.220
83024220	Hasps; of base metal of a kind suitable for furniture	-	73	-	806
83024290	Bolts, hook sand eyes, staples; of base metal, a kind suitable for furniture	172.940	948.598	744.474	3.972.246
83024910	Mountings, fittings and similar articles; of base metal of a kind suitable for saddlery	-	213	-	5.857
83024991	Hasps of base metal a kind suitable for trunks, chests, caskets or the like	-	50	-	2.699
83024999	Base metal fittings and similar articles of a kind suitablefor trunks, chests, caskets or the like	27.748	355.330	164.438	1.898.657
83025000	Hat-racks, hat-pegs, brackets and similar fixtures; of base metal	24.325	212.098	140.815	1.291.457
83026000	Automatic door closers; of base metal	261	96.833	2.943	498.892
83030000	Armoured or reinforced safes, strong-boxes and doors and safe deposit lockers for strong-rooms, cash or deed boxes and the like; of base metal	291.190	1.623.614	686.852	3.916.249
83040010	Filing cabinets and card-index cabinets; of base metal	3.121	15.277	9.405	48.848
83040091	Paper trays, paper rests, pen trays, office-stamp stands and similar office or desk equipment; of aluminium, other than office furniture of heading 9403	1.087	11.205	934	23.756
83040099	Paper trays, paper rests, pen trays, office-stamp stands and similar office or desk equipment; of base metal, other than office furniture of heading 9403	3.575	11.128	7.525	22.281
83051010	Fittings for double loop wire binders; of base metal	-	30	-	30
83051090	Fittings for loose-leaf binders or files other than for double loop wire binder; of base metal	57	2.645	498	5.191
83052010	Staples in strips of a kind for office use; of base metal	245	340	119	273
83052020	Staples in strips other than for office use (example, upholstery, packaging); of iron or steel	19	1.750	95	10.532
83052090	Staples in strips of base metal other than iron or steel, not a kind for office use	1	19	1	166
83059010	Paper clips; of base metal	300	832	109	1.051
83059090	Letter clips, letter corners, indexing tags and similar office articles, of base metal, including parts	1.173	7.050	2.930	29.662
83061000	Bells, gongs and the like, non-electric; of base metal	2.659	12.188	56.656	281.315
83062100	Statuettes and other ornaments plated with precious metals	2.775	15.255	9.796	143.314
83062910	Statuettes and other ornaments; of copper or of lead	14.915	174.126	186.147	1.794.110
83062920	Statuettes and other ornaments; of nickel	-	12	-	34
83062930	Statuettes and other ornaments; of aluminium	7.094	54.520	94.102	651.307
83062990	Statuetes and other ornamen; of iron or steel	116.799	561.492	762.559	3.758.186
83063010	Photograph, picture or similar frames, mirrors; of copper	170	4.111	3.187	44.933
83063099	Photograph, picture or similar frames; mirrors made of basemetal other than copper	10.242	73.111	56.669	403.826
83071000	Flexible tubing with or without fittings; of iron or steel	6.193	53.033	79.764	300.368

Tabel 3 : Ekspor Indonesia menurut Komoditi ( Kode HS 8 digit )

Juli 2023

Kode H S	Uraian golongan barang	Berat bersih (Kg)		Nilai F.O.B. ( U S \$ )	
		Bulan ini	Kumulatif	Bulan ini	Kumulatif
(1)	(2)	(3)	(4)	(5)	(6)
83079000	Flexible tubing with or without fittings; of base metal other than of iron or steel	29	845	40	8.945
83081000	Hooks, eyes, eyelets used for clothing/clothingacc, footwear, jewellery, watches, books, awnings and leather; of base metal	1.819	11.241	33.084	262.402
83082000	Tubular or bifurcated rivets; of base metal	12	44	7.680	33.298
83089010	Beads including parts; of base metal	1.491	8.370	59.169	109.364
83089020	Spangles including parts; of base metal	-	9	-	1.074
83089090	Clasps, frames with clasps, buckles, buckle-clasps; of base metal	5.405	38.763	145.992	913.773
83091000	Crown corks; of base metal	1.152	2.735	4.656	10.158
83099010	Capsules for bottles; of base metal	-	5	-	1.723
83099020	Top ends; of aluminium cans	31.840	283.795	140.661	1.568.526
83099060	Aerosol can ends; of tinplate	3	30	34	309
83099070	Other caps for cans; of base metal	22.854	379.012	87.304	864.082
83099081	Bottle caps, screw caps; of aluminium	-	3	-	28
83099089	Bungs for metal drums; bung covers; seals; case corner protectors; of aluminium	-	3.204	-	43.518
83099091	Bottle caps, screw caps; of base metal other than aluminium	330	18.689	489	91.634
83099092	Bungs for metal drums; bung covers; seals; case corner protectors; of base metal other than aluminium	10	58.124	14	287.472
83099099	Other packing accessorie; of base metal	29.264	109.444	337.914	1.200.498
83100000	Sign-plates, name-plates, address-plates and similar plates, numbers, letters and other symbols, of base metal, excluding those of heading 9405	1.014	8.371	36.741	175.231
83111010	Coated electrodes for electric arc-weldin; of base metal, in rolls	-	7.731	-	24.491
83111090	Coated electrodes , for electric arc-welding; of base metal in a forms other than rolls	300.665	2.607.973	837.363	5.963.075
83112021	Cored wire for electric arc-welding containing by weight 45 % or more of carbon and 20 % or more of chromium; of alloy steel, in rolls	-	30	-	78
83112029	Cored wire for electric arc-welding containing by weight 45 % or more of carbon and 20 % or more of chromium; of alloy steel, other than in rolls	-	2.107	-	2.173
83112090	Cored wire for electric arc-welding made of base metal other than alloy steel	116	10.593	6.825	46.592
83113021	Cored wire for soldering, brazing or welding by flame containing by weight 45 % or more of carbon and 20 % or more of chromium; of alloy steel, in rolls	-	337	-	6.713
83113029	Cored wire for soldering, brazing or welding by flame containing by weight 45 % or more of carbon and 20 % or more of chromium; of alloy steel, other than in rolls	43	16.938	2.888	71.380
83113099	Coated rods for soldering, brazing or welding by flame; of base metal, other than in rolls	-	10	-	87
83119000	Wire and rods of agglomerated base metal powder used for metal spraying	1.810	12.134	16.701	184.299
84013000	Fuel elements (cartridges), non-irradiated	-	10	-	465
84021110	Watertube boilers with a steam production exceeding 45 t per hour electrically operated other than central heating hot water	-	117	-	7.982
84021219	Watertube boilers with a steam production not exceeding 15 t per hour electrically operated other than central heating hot water	2.730	51.135	28.720	598.671
84021919	Other vapour generating boilers including hybrid boilers other than central heating hot water with a steam production not exceeding 15 t per hour electrically operated	-	75.776	-	391.532
84022010	Super-heated water boilers other than central heating hotwater electrically operated	-	22	-	141
84029010	Boiler bodies, shells or casings, parts for Steam or other vapour generating boilers	-	170	-	7.624

**Tabel 3 : Ekspor Indonesia menurut Komoditi ( Kode HS 8 digit )**

**Juli 2023**

Kode H S	Uraian golongan barang	Berat bersih (Kg)		Nilai F.O.B. ( U S \$ )	
		Bulan ini	Kumulatif	Bulan ini	Kumulatif
		(1)	(2)	(3)	(4)
84029090	Parts for steam or other vapour generating boilers other than boiler bodies, shells or casings	3.862	54.341	62.612	421.731
84031000	Boilers of central heating boilers other than those of heading 8402	-	57.310	-	383.906
84039090	Parts for central heating boilers other than Boiler bodies, shells or casings than those of heading 8402	1.338.181	1.945.089	5.924.995	8.126.023
84041011	Soot removes ( soot blower) for steam or other vapour power units for use with boilers of heading 8402	-	311	-	26.800
84041019	Economisers, super-heaters and gas recoverers for steam or other vapour power units for use with boilers of heading 8402	-	350	-	323
84041020	Auxiliary plant (for example, economisers, super-heaters, soot removes, gas recoverers) for steam or other vapour power units for use with boilers of heading 8403	980	980	10.829	10.829
84042000	Condensers for steam or other vapour power units for use with boilers of heading 8402 or 8403	-	31	-	715
84049090	Part for use condensers or Auxiliary plant of subheadings 8404.20.00	139.638	187.345	345.964	4.009.471
84051000	Producer gas or water gas generators, with or without their purifiers; acetylene gas generators and similar water process gas generators	-	48	-	535
84059000	Parts of producer gas or water gas generators, with or without purifiers; acetylene gas generators and similar	6.490	8.049	67.548	125.865
84068290	Steam turbines and other vapour turbines of an output exceeding 5 MW but not exceeding 40 MW other than for marine propulsion	-	5	-	4.920
84069000	Parts of steam turbines and other vapour turbines	723	4.501	17.607	167.958
84071000	Spark-ignition reciprocating or rotary internal combustion piston engines for Aircraft	1.015	16.684	29.536	5.461.818
84072110	Spark-ignition reciprocating or rotary internal combustion a power not exceeding 2238 kW for outboard motors	65	65	150	150
84072190	Spark-ignition reciprocating or rotary internal combustion a power exceeding 2238 kW for outboard motors	245	2.772	7.150	64.551
84072920	Spark-ignition reciprocating or rotary internal combustion a power not exceeding 2238 kW for marine propulsion engine	11.302	167.932	156.658	2.677.285
84072990	Spark-ignition reciprocating or rotary internal combustion a power exceeding 2238 kW for marine propulsion engine	-	60	-	580
84073100	Spark-reciprocating piston engines of a kind used for the propulsion of vehicles of Chapter 87 of a cylinder capacity not exceeding 50 cc	-	1.218	-	560
84073211	Spark-reciprocating piston engines of a kind used for the propulsion for vehicles of heading 8701 a cylinder capacity exceeding 50 cc but not exceeding 110 cc	-	1	-	2
84073212	Spark-reciprocating piston engines of a kind used for the propulsion for vehicles of heading 8711 of a cylinder capacity exceeding 50 cc but not exceeding 110 cc	-	41	-	7.845
84073222	Spark-reciprocating piston engines of a kind used for the propulsion for vehicles of heading 8711 a cylinder capacity exceeding 110 cc but not exceeding 250 cc	1.347.428	13.664.983	14.697.172	156.216.990
84073229	Spark-reciprocating piston engines of a kind used for the propulsion for vehicles of Chapter 87 other than of heading 8701 and 8711 of a cylinder capacity exceeding 110 cc but not exceeding 250 cc	207	1.798	1.154	22.444
84073320	Spark-reciprocating piston engines of a kind used for the propulsion for vehicles of heading 8711 a cylinder capacity exceeding 250 cc but not exceeding 1,000 cc	69.347	371.326	1.329.878	7.324.977
84073440	Full assembled sprak-reciprocating piston engines of a cylinder capacity not exceeding 1,100 cc for pedestrian controlled tractors	-	4.970	-	13.627
84073460	Full assembled sprak-reciprocating piston engines of a cylinder capacity exceeding 1,100 cc for other vehicles of heading 8711	-	7.272	-	5.092

Tabel 3 : Ekspor Indonesia menurut Komoditi ( Kode HS 8 digit )

Juli 2023

Kode H S	Uraian golongan barang	Berat bersih (Kg)		Nilai F.O.B. ( U S \$ )	
		Bulan ini	Kumulatif	Bulan ini	Kumulatif
(1)	(2)	(3)	(4)	(5)	(6)
84073471	Full assembled spark- reciprocating piston engines of cylinder capacity not exceeding 2,000cc, for vehicles of Chapter 87	1.082.799	6.263.771	17.495.780	100.155.666
84073472	Full assembled spark- reciprocating piston engines of cylinder capacity exceeding 2,000cc but not exceeding 3,000 cc for vehicles of Chapter 87	95.238	860.014	943.998	9.044.839
84073491	Assembled not complete, spark-reciprocating piston engines cylinder capacity not exceeding 1,100cc for pedestrian controlled tractors	-	5.000	-	1.650
84073494	Assembled not complete, spark-reciprocating piston engines cylinder capacity not exceeding 2,000 cc for vehicles of chapter 87	1.440.318	7.483.583	9.477.437	49.290.719
84073499	Spark-ignition reciprocating or rotary internal combustion piston engines ; other of a cylinder capacity exceeding 3000 cc	-	598	-	21.616
84079010	Other engines ; of a power not exceeding 1865 kw	-	35	-	150
84079090	Other engines ; otherthan of a power not exceeding 1865 and of a power exceeding 1865 kw but not exceeding 2238 kw	10	16.126	331	236.578
84081090	Marine propulsion engines ; otherthan of a power not exceeding 2238,exceeding 2238 kw but not exceeding 100 kw and exceeding 100 kw but not exceeding 750 kw	10	10.453	347	42.867
84082010	Fully assembled for vehicles of subheading 870110	-	33.074	-	49.800
84082022	Fully assembled other ; of a cylinder capacity exceeding 2,000 cc but not exceeding 3500 cc	2.170	16.543	25.779	217.535
84082023	Fully assembled other ; of a cylinder capacity exceeding 3,500 cc	1	32.787	503	43.375
84082093	Engines of a kind used for the propulsion of vehicles of Chapter 87 ; other for vehicles of subheading 870110	-	615	-	4.723
84082096	Engines of a kind used for the propulsion of vehicles of Chapter 87 ; other of a cylinder capacity exceeding 3500 cc	-	2.400	-	7.800
84089010	Other engines ; of a power not exceeding 1865 kw	-	231	-	2.206
84089051	Other engines ; of a power exceeding 100 kw of a kind used for machinery of heading 8429 or 8430	148.817	1.161.779	2.524.306	20.117.346
84089052	Other engines ; of a power exceeding 100 kw of a kind used for railway locomotives or tramway vehicles	-	7	-	15.719
84089059	Other engines ; of a power exceeding 100 kw otherthan of a kind used for machinery of heading 8429 or 8430 and of a kind used for railway locomotives or tramway vehicles	29.959	235.577	304.070	2.417.746
84089091	Other engines ; For machinery of heading 8429 or 8430	-	10.169	-	35.169
84089099	Other engines ; otherthan For machinery of heading 8429 or 8430 and of a kind used for railway locomotives or tramway vehicles	132.722	453.799	1.288.020	4.293.709
84091000	For aircraft engines	11.651	13.680	355.344	1.225.635
84099111	Carburettors and parts thereof ; for machinery of heading 8429 or 8430	399	2.391	2.822	39.611
84099112	Cylinder blocks ; crank cases ; for machinery of heading 8429 or 8430	33.393	170.096	185.766	3.597.683
84099113	Cylinder liners, with an internal diameter of 50 mm or more, but not exceeding 155 mm ; for machinery of heading 8429 or 8430	-	7.522	-	74.624
84099114	Other cylinder liners ; for machinery of heading 8429 or 8430	1	1.795	6	3.408
84099115	Cylinder heads and head covers ; for machinery of heading 8429 or 8430	42	40.192	744	254.904
84099116	Pistons, with an external diameter of 50 mm or more, but not exceeding 155 mm ; for machinery of heading 8429 or 8430	-	5	-	2.229
84099117	Other pistons ; for machinery of heading 8429 or 8430	59.637	142.941	1.609.936	3.506.596
84099118	Pistons rings and gudgeon pins ; for machinery of heading 8429 or 8430	18.705	138.219	1.010.678	7.693.288
84099119	Part of For machinery of heading 8429 or 8430	62.829	544.300	412.216	3.626.688
84099121	Carburettors and parts thereof ; for vehicles of heading 8701	32	439	200	2.274

Tabel 3 : Ekspor Indonesia menurut Komoditi ( Kode HS 8 digit )

Juli 2023

Kode H S	Uraian golongan barang	Berat bersih (Kg)		Nilai F.O.B. ( U S \$ )	
		Bulan ini	Kumulatif	Bulan ini	Kumulatif
(1)	(2)	(3)	(4)	(5)	(6)
84099124	Other cylinder liners ; for vehicles of heading 8701	-	2	-	42
84099126	Pistons, with an external diameter of 50 mm or more, but not exceeding 155 mm ; for vehicles of heading 8701	-	3	-	140
84099128	Pistons rings and gudgeon pins ; for vehicles of heading 8701	130	130	172	172
84099129	Part of For vehicles of heading 8701	6.500	6.905	1.799	11.434
84099131	Carburettors and parts thereof ; for vehicles of heading 8711	8.918	88.258	476.496	2.422.018
84099132	Cylinder blocks crank cases ; for vehicles of heading 8711	3.800	25.480	63.776	404.073
84099134	Cylinder liners ; for vehicles of heading 8711	-	6	-	94
84099135	Cylinder heads and head covers ; for vehicles of heading 8711	10.953	96.030	202.194	1.607.860
84099137	Pistons For vehicles of heading 8711	9.939	59.251	370.198	2.045.200
84099138	Pistons rings and gudgeon pins ; for vehicles of heading 8711	1.951	14.129	105.326	791.259
84099139	Part of For vehicles of heading 8711	93.822	761.602	2.953.538	21.252.662
84099141	Carburettors and parts thereof ; for other vehicles of chapter 87	38.805	211.557	2.008.972	13.392.166
84099142	Cylinder blocks; crank cases ; for other vehicles of chapter 87	519.724	4.041.825	1.925.741	15.993.470
84099143	Cylinder liners, with an internal diameter of 50 mm or more, but not exceeding 155 mm ; for other vehicles of chapter 87	-	24	-	4.020
84099144	Other cylinder liners ; for other vehicles of chapter 87	5.706	13.038	44.204	148.692
84099145	Cylinder heads and head covers ; for other vehicles of chapter 87	104.094	751.125	1.302.287	9.190.408
84099146	Pistons, with an external diameter of 50 mm or more, but not exceeding 155 mm ; for other vehicles of chapter 87	1.727	2.075	48.122	55.704
84099147	Other pistons ; for other vehicles of chapter 87	1.912	18.405	29.274	373.552
84099148	Piston rings and gudgeon pins ; for other vehicles of chapter 87	36.346	246.392	3.220.914	21.638.988
84099149	Part of for other vehicles of chapter 87	160.449	1.125.529	2.652.397	17.967.539
84099151	cylinder blocks ; crank cases ; For marine propulsion engines of a power not exceeding 2238 kW	-	21	-	3.486
84099152	Cylinder liners, with an internal diameter of 50 mm or more, but not exceeding 155 mm ; for marine propulsion engines of a power not exceeding 2238 kw	83	314	950	5.940
84099155	Other pistons ; For marine propulsion engines of a power not exceeding 2238 kW	-	29	-	1.250
84099159	Part of For marine propulsion engines ; of a power not exceeding 2238 kW	111.042	571.045	366.472	1.816.601
84099161	Cylinder blocks ; crank cases ; For marine propulsion engines of a power exceeding 2238 kW :	-	159	-	122
84099164	Pistons, with an external diameter of 50 mm or more, but not exceeding 155 mm ; for marine propulsion engines of a power exceeding 2238 kw	-	6.060	-	77.174
84099169	Part of For marine propulsion engines of a power exceeding 2238 kW for vessels of chapter 89	-	50	-	184
84099171	Carburettors and parts thereof ; for other engines	47	172	1.347	6.459
84099172	Cylinder blocks; crank cases for other engines	-	651	-	4.270
84099173	Cylinder liners, with an internal diameter of 50 mm or more, but not exceeding 155 mm ; for other engines	-	897	-	15.601
84099177	Other pistons ; for other engines	1.351	8.925	1.757	50.114
84099179	Part of for other engines	78.232	463.871	973.019	6.482.992
84099911	Carburettors and parts thereof ; for engines of machinery of heading 8429 or 8430	3	25.693	48	24.935
84099912	Cylinder blocks; crank cases ; for engines of machinery of heading 8429 or 8430	-	5.450	-	92.281
84099914	Other cylinder liners ; for engines of machinery of heading 8429 or 8430	180	453	2.218	7.646
84099915	Cylinder heads and head covers ; for engines of machinery of heading 8429 or 8430	608	1.068	6.019	34.965
84099916	Pistons, with an external diameter of 50 mm or more, but not exceeding 155 mm ; for engines of machinery of heading 8429 or 8430	-	0	-	100
84099917	Other pistons ; for engines of machinery of heading 8429 or 8430	-	223	-	2.151

Tabel 3 : Ekspor Indonesia menurut Komoditi ( Kode HS 8 digit )

Juli 2023

Kode H S	Uraian golongan barang	Berat bersih (Kg)		Nilai F.O.B. ( U S \$ )	
		Bulan ini	Kumulatif	Bulan ini	Kumulatif
(1)	(2)	(3)	(4)	(5)	(6)
84099918	Piston rings and gudgeon pins ; for engines of machinery of heading 8429 or 8430	38	1.079	4.941	119.489
84099919	Part of For engines of machinery of heading 8429 or 8430	9	13.423	816	178.944
84099921	Carburettors and parts thereof ; for engines of vehicles of heading 8701	-	7	-	686
84099924	Other cylinder liners ; for engines of vehicles of heading 8701	-	10	-	10
84099925	Cylinder heads and head covers ; for engines of vehicles of heading 8701	-	414.813	-	1.387.212
84099929	Part of For engines of vehicles of heading 8701	19.610	20.293	199.597	207.976
84099931	Carburettors and parts thereof ; for engines of vehicles of heading 8711	1.350	8.939	24.820	164.646
84099932	Cylinder blocks; crank cases ; for engines of vehicles of heading 8711	23	235	100	870
84099934	Cylinder heads and head covers ; for engines of vehicles of heading 8711	14	137	1.830	27.411
84099936	Piston rings and gudgeon pins ; for engines of vehicles of heading 8711	12.166	65.055	105.851	591.119
84099938	Other cylinder liners and piston ; for engines of vehicles of heading 8711	-	110	-	460
84099939	Part of For engines of vehicles of heading 8711	92	603	1.243	34.505
84099941	Carburettors and parts thereof ; for engines of other vehicles of chapter 87	5	1.946	211	46.773
84099942	Cylinder blocks; crank cases ; for engines of other vehicles of chapter 87	1.782.714	11.419.470	5.863.038	39.475.010
84099944	Other cylinder liners ; for engines of other vehicles of chapter 87	-	30	-	85
84099945	Cylinder heads and head covers ; for engines of other vehicles of chapter 87	50.659	358.069	321.249	2.277.022
84099946	Pistons, with an external diameter of 50 mm or more, but not exceeding 155 mm ; for engines of other vehicles of chapter 87	-	147	-	4.092
84099947	Other piston ; for engines of other vehicles of chapter 87	-	34	-	973
84099948	Piston rings and gudgeon pins ; for engines of other vehicles of chapter 87	8.015	67.516	642.643	5.404.347
84099949	Part of For engines of other vehicles of Chapter 87	277.630	1.958.007	4.572.305	28.977.469
84099959	Part of For marine propulsion engines of a power not exceeding 2238 kW ; for engines of vessels of chapter 89	-	33.280	-	51.198
84099961	Cylinder blocks ; crank cases ; For marine propulsion engines of a power exceeding 2238 kW	85	85	1.445	1.445
84099962	Cylinder liners, with an internal diameter of 50 mm or more, but not exceeding 155 mm ; for marine propulsion engines of a power exceeding 2238 kW	2.117.621	13.105.665	4.789.492	29.971.710
84099963	Other cylinder liners ; For marine propulsion engines of a power exceeding 2238 kW	-	170	-	1.792
84099965	Other piston ; For marine propulsion engines of a power exceeding 2238 kW	-	315	-	2.079
84099969	Part of For marine propulsion engines of a power exceeding 2238 kW	131.189	1.098.628	1.627.331	14.226.313
84099971	Carburettors and parts thereof ; for other engines	-	1.372	-	10.049
84099972	Cylinder blocks; crank cases ; for other engines	-	1.204	-	24.396
84099974	Other cylinder liners ; for other engines	-	3.830	-	31.915
84099975	Cylinder heads and head covers ; for other engines	27.608	146.270	420.748	2.077.462
84099977	Other pistons ; for other engines	2.195	5.312	29.504	210.054
84099978	Piston rings and gudgeon pins ; for other engines	-	7	-	11
84099979	Part of for other engines	85.587	468.362	1.112.081	5.597.645
84101100	Hydraulic turbines and water wheels ; Of a power not exceeding 1,000 kW	-	60	-	717
84109000	Parts, including regulators	-	2.963	-	4.642.410
84111200	Turbo-jets ; Of a thrust exceeding 25 kN	-	57.971	-	754.438
84112100	Turbo propellers ; Of a power not exceeding 1,100 kW	415	5.325	60.000	279.225
84112200	Turbo propellers ; Of a power exceeding 1,100 kW	-	2.621	-	328.384
84118100	Other gas turbines ; Of a power not exceeding 5,000 kW	-	8.867	-	1.054.622



Tabel 3 : Ekspor Indonesia menurut Komoditi ( Kode HS 8 digit )

Juli 2023

Kode H S	Uraian golongan barang	Berat bersih (Kg)		Nilai F.O.B. ( U S \$ )	
		Bulan ini	Kumulatif	Bulan ini	Kumulatif
(1)	(2)	(3)	(4)	(5)	(6)
84118200	Other gas turbines ; Of a power exceeding 5,000 kW	3.770	28.266	908.058	6.972.562
84119100	Parts Of turbo-jets or turbo-propellers	945	3.440	1.816.584	5.180.346
84119900	Otherthan part Of turbo-jets or turbo-propellers	4.396	74.913	483.938	5.663.639
84121000	Reaction engines other than turbo-jets	-	24.010	-	14.701
84122100	Hydraulic power engines and motors ; linear acting (cylinders)	83.609	1.020.241	461.644	5.826.840
84122900	Hydraulic power engines and motors ; otherthan linear acting (cylinders)	16.560	75.887	462.162	1.817.040
84123100	Pneumatic power engines and motors ; linear acting (cylinder)	310	6.385	12.855	1.011.501
84123900	Pneumatic power engines and motors ; otherthan linear acting (cylinder)	41	145	13.800	20.347
84128000	Other engines and motors	157	31.626	7.062	822.646
84129010	Parts ; Of engines of subheading 841210	-	277	-	703
84129020	Parts ; For steam or other vapour power units incorporating boilers	912	9.155	53.820	404.248
84129090	Parts otherthan	2.002	132.706	270.412	2.433.096
84131100	Pumps for dispensing fuel or lubricants, of the type used in filling-stations or in garages ; with a measuring device	287	2.572	26.598	43.839
84131910	Pumps fitted or designed to be fitted with a measuring device ; other electrically operated	336	28.032	9.793	76.930
84131920	Pumps fitted or designed to be fitted with a measuring device ; other not electrically operated	-	3.815	-	15.331
84132010	Hand pumps, other than those of subheading 841311 or 841319 ; water pumps	7.034	85.943	7.184	247.715
84132020	Hand pumps, other than those of subheading 841311 or 841319 ; breast pumps	20	645	47	4.790
84132090	Other Hand pumps, other than those of subheading 841311 or 841319	305	14.083	27.733	159.236
84133030	Fuel, lubricating or cooling medium pumps for internal combustion piston engines ; of motor vehicles of heading 8702,8703 or 8704	6.101	55.937	452.495	3.681.374
84133040	Fuel, lubricating or cooling medium pumps for internal combustion piston engines ; for water pump of motor vehicles of heading 8702,8703 or 8704	17	1.926	1.018	87.336
84133051	Fuel, lubricating Other, centrifugal type ; with an inlet diameter not exceeding 200 mm	5.553	11.105	74.304	148.608
84133052	Fuel, lubricating Other, centrifugal type ; with an inlet diameter exceeding 200 mm	2.722	15.883	13.509	80.341
84133090	Fuel, lubricating Other, centrifugal type other	81.384	476.685	2.222.230	13.701.346
84134000	Concrete pumps	-	19.924	-	65.742
84135031	Water pumps, with a flow rate not exceeding 8,000 m3/h ; electrically operated	7.030	59.055	50.037	237.277
84135032	Water pumps, with a flow rate not exceeding 8,000 m3/h ; not electrically operated	5.225	7.380	9.179	51.753
84135090	Other reciprocating positive displacement pumps otherthan water pumps with a flow rate not exceeding 8000 m3/h and exceeding 8000 m3/h but not exceeding 13000 m3/h	900	13.097	38.545	601.783
84136031	Water pumps, with a flow rate not exceeding 8,000 m3/h ; electrically operated	499	8.096	760	57.845
84136032	Water pumps, with a flow rate not exceeding 8,000 m3/h ; not electrically operated	-	25	-	634
84136090	Other rotary positive displacement pumps otherthan water pumps with a flow rate not exceeding 8000 m3/h and exceeding 8000 m3/h but not exceeding 13000 m3/h	9.210	80.110	186.731	1.679.489
84137011	Single stage, single suction horizontal shaft water pumps suitable for belt drive or direct coupling, other than pumps w/ shafts common w/ the prime mover ; w/ an inlet diameter not exceeding 200 mm	-	430	-	11.342
84137019	Single stage, single suction horizontal shaft water pumps suitable for belt drive or direct coupling, other than pumps with shafts common with the prime mover ; other	96.283	517.080	540.562	3.056.855

Tabel 3 : Ekspor Indonesia menurut Komoditi ( Kode HS 8 digit )

Juli 2023

Kode H S	Uraian golongan barang	Berat bersih (Kg)		Nilai F.O.B. ( U S \$ )	
		Bulan ini	Kumulatif	Bulan ini	Kumulatif
(1)	(2)	(3)	(4)	(5)	(6)
84137031	Submersible water pumps ; With an inlet diameter not exceeding 200 mm	-	105	-	1.184
84137039	Submersible water pumps otherthan With an inlet diameter not exceeding 200 mm	3.324	23.053	37.582	177.052
84137042	Other water pumps, with a flow rate not exceeding 8,000 m3/h ; with inlet diameter not exceeding 200 mm, electrically operated	2.902	26.310	28.316	226.242
84137043	Other water pumps, with a flow rate not exceeding 8,000 m3/h ; with inlet diameter not exceeding 200 mm, not electrically operated	-	556	-	8.186
84137049	Other water pumps, with a flow rate not exceeding 8,000 m3/h ; otherthan with inlet diameter not exceeding 200 mm, electrically operated and not electrically operated	1.095	19.211	7.768	110.556
84137059	Other water pumps, with a flow rate exceeding 8,000 m3/h but not exceeding 13,000 m3/h ; otherthan with an inlet diameter not exceeding 200 mm	-	363	-	12.197
84137099	Other centrifugal pumps otherthan With an inlet diameter not exceeding 200 mm	15	5.290	10	216.374
84138113	Water pumps with a flow rate not exceeding 8,000 m3/h,electrically operated	163.852	1.481.190	848.244	7.628.705
84138114	Water pumps with a flow rate not exceeding 8,000 m3/h, not electrically operated	-	2.910	-	52.500
84138119	Other water pumps	37.912	199.247	473.159	3.428.055
84138210	liquid elevators ; Electrically operated	-	442	-	2.691
84138220	liquid elevators ; not Electrically operated	-	426	-	3.753
84139110	Part ; Of pumps of subheading 84132010	10	19.310	17	17.800
84139120	Part ; Of pumps of subheadings 84132020 and 84132090	643	643	6.135	6.135
84139130	Part ; Of pumps of subheadings 84137011 and 84137019	-	7	-	1.327
84139140	Part ; Of other centrifugal pumps	52.072	280.588	234.475	1.004.523
84139190	Part ; Of other pumps	199.451	1.689.981	2.646.684	21.703.209
84139200	Part ; Of liquid elevators	-	115	-	6.030
84141000	Vacuum pumps	50	17.031	244	672.590
84142010	Hand- or foot-operated air pumps ; bicycle pumps	903	1.238	216	2.696
84142090	Other Hand- or foot-operated air pumps	4.762	13.201	16.583	100.400
84143040	Compressors of a kind used in refrigerating equipment ; With a refrigeration capacity exceeding 2110 kW, or with a displacement per revolution of 220 cc or more	-	24.556	-	441.522
84143090	Other Compressors of a kind used in refrigerating equipment	78.845	349.842	1.872.243	6.701.408
84144000	Air compressors mounted on a wheeled chassis for towing	3.750	65.736	9.800	382.538
84145110	Table fans and box fans ; with a self-contained electric motor of an output not exceeding 125 w	3.373	20.492	3.009	31.047
84145191	Other floor, wall, window, ceiling or roof fans, with a self- contained electric motor of an output not exceeding 125 W	2.520	26.496	6.843	136.026
84145199	Other table fans with fan guard	340	38.666	5.181	785.008
84145910	Fans of a kind used solely/principally for cooling microprocessors, telecommunication apparatus, automatic data processing machines/units of automatic data processing machines ; of a capacity < 125 kw	118	229	12.838	15.750
84145920	Explosion-proof air fans, of a kind used in underground mining ; of a capacity not exceeding 125 kw	-	187	-	7.143
84145930	Blowers ; Of a capacity not exceeding 125 kW	6.404	40.830	136.339	722.144
84145941	Other with fan guard Of a capacity not exceeding 125 kW	-	665	-	1.157
84145949	Other fans	54.773	403.811	1.163.127	8.561.410
84145950	Other blower otherthan Of a capacity not exceeding 125 kW	38	2.856	607	13.862
84145991	Table fans other With fan guard	-	816	-	7.079
84145992	Table fans ; Explosion-proof air fans, of a kind used in underground mining	5.407	44.192	177.757	1.685.110
84145999	Other table fans otherthan with fan guard and Explosion-proof air fans, of a kind used in underground mining	365	18.469	14.170	185.513
84146011	Laminar airflow cabinets ; fitted with filter	12.476	94.884	56.207	460.573
84146019	Hoods fitted with filter otherthan Laminar airflow cabinets	149	10.540	806	64.484

Tabel 3 : Ekspor Indonesia menurut Komoditi ( Kode HS 8 digit )

Juli 2023

Kode H S	Uraian golongan barang	Berat bersih (Kg)		Nilai F.O.B. ( U S \$ )	
		Bulan ini	Kumulatif	Bulan ini	Kumulatif
(1)	(2)	(3)	(4)	(5)	(6)
84146099	Hoods not fitted with a filter otherthan suitable for industrial use	40	1.334	538	13.228
84147011	Having a hood with maximum horizontal side not exceeding 120 cm ; fitted with filters	-	1.159	-	8.348
84148011	Laminar airflow cabinets ; fitted with filters	179.987	1.023.774	1.136.418	6.906.587
84148019	Other fitted with filters otherthan laminar airflow cabinets	2.016	9.264	13.946	38.304
84148021	Suitable for industrial use ; not fitted with a filter	-	5	-	600
84148029	Other not fitted with filters otherthan Suitable for industrial use	7	369	161	3.443
84148030	Free-piston generators for gas turbines	20	323	358	20.524
84148041	Gas compression modules suitable for use in oil drilling operations ; compressor otherthan those of subheading 841430 or 841440	88.393	105.372	4.706.772	4.782.988
84148042	Of a kind used for automotive air conditioners ; compressors otherthan those of subheading 841430 or 841440	629.203	4.059.903	9.421.167	61.589.279
84148043	Sealed units for air conditioning machines ; compressors otherthan those of subheading 841430 or 841440	-	4.497	-	38.108
84148049	Other Compressors other than those of subheading 841430 or 841440	621	8.670	6.977	152.285
84148050	Air pumps	119.247	678.293	1.240.248	7.495.988
84148090	Air/vacuum pumps, air/oth gas compressors & fans; ventilating/recycling hoods incorporating a fan, whether/not fitted w/filters; gas-tight biological safety cabinets, whether/not fitted w/filters oth	21	9.856	801	50.003
84149021	Parts ; Of fans of goods of heading 8415, 8418, 8509 or 8516	3.427	18.731	42.637	266.474
84149022	Parts ; Of fans of blowers	-	16.264	-	193.561
84149029	Other parts of fans	38.022	170.126	563.653	2.590.097
84149031	Parts ; of hoods Of goods of subheading 841460	12.620	76.598	174.848	1.000.630
84149032	Parts ; of hoods Of goods of subheading 841480	7	1.422	47	16.745
84149041	Parts ; of goods of subheading 841410 For electrically operated machines	350	3.919	43.349	81.367
84149050	Parts ; Of goods of subheading 841420	18	18	933	1.153
84149060	Parts ; Of goods of subheading 841430	28.767	97.346	1.064.322	3.419.302
84149070	Parts ; Of goods of subheading 841440	36	343	619	998
84149080	Parts ; Of goods of subheading 841470	-	29	-	4.679
84149090	Part ; Of other pumps or compressors	12.285	144.544	275.537	2.509.588
84151020	Air conditioning machines Of a kind designed to be fixed to a window, wall, ceiling or floor, self-contained or "split-system" ; of a cooling capacity not exceeding 2110 kw	24.849	834.941	2.668.784	8.748.404
84151030	Air conditioning machines Of a kind designed to be fixed to a window, wall, ceiling or floor, self-contained or "split-system" ; of a cooling capacity exceeding 2110 kw but not exceeding 2638 kw	188.080	4.287.638	1.130.679	25.284.585
84151090	Air conditioning machines Of a kind designed to be fixed to a window, wall, ceiling or floor, self-contained or "split-system" other	4.934	50.976	81.585	526.809
84152010	Explosion-proof air fans, of a kind used in underground mining ; of a capacity not exceeding 125 kw	15.483	272.038	465.010	6.621.515
84152090	Air conditioning machines Of a kind used for persons, in motor vehicles ; otherthan of a cooling capacity not exceeding 2638 kw	57	878	499	6.403
84158111	Air conditioning machine of a kind used in aircraft of a cooling capacity not exceeding 2110 kW	2.211	2.211	27.105	27.105
84158112	Air conditioning machines of a kind used in aircraft of a cooling capacity exceeding 2110 kW and with an air flow rate of each evaporator unit exceeding 6796 m3/min	4.037	4.037	37.383	37.383
84158119	Air conditioning machine of a kind used in aircraft other	198	1.138	1.245	5.685
84158129	Air conditioning machines of a kind used in railway rolling stock ; otherthan Of a cooling capacity not exceeding 2638 kW	114	140	1.392	2.161

Tabel 3 : Ekspor Indonesia menurut Komoditi ( Kode HS 8 digit )

Juli 2023

Kode H S	Uraian golongan barang	Berat bersih (Kg)		Nilai F.O.B. ( U S \$ )	
		Bulan ini	Kumulatif	Bulan ini	Kumulatif
(1)	(2)	(3)	(4)	(5)	(6)
84158219	Of a kind used in aircraft ; otherthan Of a cooling capacity exceeding 2110 kW and with an air flow rate of each evaporator unit exceeding 6796 m3/min	-	8.340	-	215.933
84158291	Incorporating a refrigerating unit Of a cooling capacity not exceeding 2638 kW	-	4.191	-	28.940
84158299	Other, incorporating a refrigerating unit otherthan of a cooling capacity not exceeding 2638 kw	-	2.832	-	21.711
84158311	Of a kind used in aircraft ; Of a cooling capacity exceeding 2110 kW and with an air flow rate of each evaporator unit exceeding 6796 m3/min	-	388	-	2.502
84158319	Of a kind used in aircraft otherthan Of a cooling capacity exceeding 2110 kW and with an air flow rate of each evaporator unit exceeding 6796 m3/min	-	49.983	-	4.113.052
84158329	Of a kind used in railway rolling stock otherthan ; Of a cooling capacity not exceeding 2638 kW	18	18	627	627
84158331	Of a kind used in motor vehicles (other than those of subheading 841520) ; of a cooling capacity not exceeding 2638	-	2	-	51
84158339	Of a kind used in motor vehicles (other than those of subheading 841520) ; otherthan of a cooling capacity not exceeding 2638	-	78	-	377
84158391	Not incorporating a refrigerating unit ; other of a cooling capacity not exceeding 2638 kw	-	22.361	-	189.473
84158399	Not incorporating a refrigerating unit ; otherthan of a cooling capacity not exceeding 2638 kw	11.796	38.059	917.240	2.342.864
84159013	Parts Of a kind used in aircraft or railway rolling stock of machines with a cooling capacity not exceeding 2110 kw	-	6	-	200
84159014	Parts Evaporators or condensers for air conditioning machines for motor vehicles ; of machines with a cooling capacity not exceeding 2110 kw	51.934	363.016	1.338.323	7.878.879
84159015	Parts Chassis, welded and painted, other than of subheading 84159013 ; of machines with a cooling capacity not exceeding 2110 kw	737	8.192	8.473	62.762
84159019	Other parts Of machines with a cooling capacity not exceeding 2110 kW	42.083	355.880	1.048.812	7.153.305
84159029	Parts Of machines with a cooling capacity exceeding 2110 kW but not exceeding 2638 kW ; otherthan of a kind used in aircraft or railway rolling stock	141	956	1.412	12.706
84159034	Parts Of a kind used in aircraft or railway rolling stock ; with an airflow rate of each evaporator unit exceeding 6796 m3/min	240	961	5.824	23.256
84159035	Parts other With an air flow rate of each evaporator unit exceeding6796 m3/min otherthan of a kind used in aircraft or railway rolling stock	31.665	204.989	571.838	3.187.596
84159045	Parts With an air flow rate of each evaporator unit exceeding6796 m3/min otherthan of a kind used in aircraft or railway rolling stock	-	92.502	-	140.757
84159049	Part Of machines with a cooling capacity exceeding 5275 kW ; otherthan of a kind used in aircraft or railway rolling stock	15.800	99.997	172.894	1.194.269
84161000	Furnace burners for liquid fuel	-	1.002	-	40.253
84162000	Other furnace burners, including combination burners	-	3.972	-	185.848
84163000	Mechanical stokers, including their mechanical grates, mechanical ash dischargers and similar appliances	-	2.590	-	3.026
84169000	Part Furnace burners for liquid fuel, for pulverised solid fuel or for gas; mechanical stokers, including their mechanical grates, mechanical ash dischargers and similar appliances	-	131	-	11.633
84171000	Furnaces and ovens for the roasting, melting or other heat- treatment of ores, pyrites or of metals	5	5	2	2
84172000	Bakery ovens, including biscuit ovens	13.723	105.145	91.661	672.023
84178090	Parts otherthan Waste incinerators	79	56.205	1.372	482.770
84179000	Parts Industrial or laboratory furnaces and ovens, including incinerators, non-electric	82	1.141	90	53.604

Tabel 3 : Ekspor Indonesia menurut Komoditi ( Kode HS 8 digit )

Juli 2023

Kode H S	Uraian golongan barang	Berat bersih (Kg)		Nilai F.O.B. ( U S \$ )	
		Bulan ini	Kumulatif	Bulan ini	Kumulatif
		(1)	(2)	(3)	(4)
84181031	Household type, of a capacity not exceeding 230 l ; fitted with separate external doors only	1.052.698	9.676.391	4.420.747	43.667.755
84181032	Other household type, of a capacity exceeding 230 l ; fitted with separate external doors only	1.748.591	21.650.592	7.019.103	94.093.007
84181039	Fitted with separate external doors only ; otherthan household type, of capacity not exceeding 230l; other household type, of a capacity exceeding 230l	31.255	56.934	24.006	191.098
84181040	Combined refrigerator Other, of a kind suitable for medical, surgical or laboratory use	1.608	33.589	11.833	352.314
84181091	Other Display counters, show-cases and the like, incorporating refrigerating equipment, of a capacity exceeding 200 l other	-	70	-	65
84181099	Combined refrigerator ; otherthan Display counters, show-cases and the like, incorporating refrigerating equipment, of a capacity exceeding 200 l other	417	10.864	4.023	101.639
84182110	Compression type ; Of a capacity not exceeding 230 l	560.508	7.055.404	1.860.637	24.273.566
84182190	Compression type ; otherthan Of a capacity not exceeding 230 l	170	29.974	1.086.020	1.100.954
84182900	Refrigerators, household type ; other	1.945	23.537	6.047	143.841
84183010	Freezers of the chest type, not exceeding 800 l capacity ; of a capacity not exceeding 200 l	50	5.970	202	27.349
84183090	Freezers of the chest type, not exceeding 800 l capacity ; other	14.938	158.078	71.169	677.103
84184010	Freezers of the upright type, not exceeding 900 l capacity ; of a capacity not exceeding 200 l	83.160	932.522	475.952	4.858.435
84184090	Freezers of the upright type, not exceeding 900 l capacity ; other	50.825	285.138	566.261	3.076.563
84185011	Display counters, show-cases and the like, incorporating refrigerating equipment, of a capacity exceeding 200 l ; of a kind suitable for medical, surgical or laboratory use	-	1.272	-	22.334
84185019	Display counters, show-cases and the like, incorporating refrigerating equipment, of a capacity exceeding 200 l ; otherthan of a kind suitable for medical, surgical or laboratory use	13.698	1.108.740	59.762	5.865.288
84185091	Other furniture Of a kind suitable for medical, surgical or laboratory use	15	35	75	195
84185099	Other furniture ; otherthan Of a kind suitable for medical, surgical or laboratory use	-	25.734	-	231.152
84186100	Other refrigerating or freezing equipment ; Heat pumps other than air conditioning machines of heading 8415	-	18	-	255
84186910	Other refrigerating or freezing equipment; beverage coolers	167	2.110	2.675	17.050
84186930	Other refrigerating or freezing equipment; cold water dispenser	33	1.245	609	9.371
84186949	Water chillers with a refrigeration capacity exceeding 2110 kW ; otherthan for air conditioning machines	72	315	1.580	6.844
84186950	Other refrigerating or freezing equipment; scale ice-maker units	-	316	-	5.619
84186990	Other refrigerating or freezing equipment; otherthan beverage coolers ; cold water dispenser ; water chillers with a refrigeration capacity exceeding 2110 kw and scale ice-maker units	55.056	454.690	753.946	5.562.700
84189100	Parts of Furniture designed to receive refrigerating or freezing equipment	279	474	4.561	7.558
84189910	Parts of Evaporators or condensers	259.504	1.956.641	3.554.704	25.446.293
84189940	Parts of Aluminium roll-bonded panels of a kind used for the goods of subheading 84181031, 84181032, 84182110, 84182190 or84182900	2.706	213.178	172.068	6.185.692
84189990	Parts of ; otherthan evaporators or condensers ; Aluminium roll-bonded panels of a kind used for the goods of subheading 84181031, 84181032, 84182110, 84182190 or84182900	222.197	1.591.605	3.199.340	22.562.325
84191110	Instantaneous gas water heaters ; household type	836	5.805	18.975	92.888

Tabel 3 : Ekspor Indonesia menurut Komoditi ( Kode HS 8 digit )

Juli 2023

Kode H S	Uraian golongan barang	Berat bersih (Kg)		Nilai F.O.B. ( U S \$ )	
		Bulan ini	Kumulatif	Bulan ini	Kumulatif
		(1)	(2)	(3)	(4)
84191190	Instantaneous gas water heaters ; otherthan household type	350	24.265	2.310	62.895
84191200	Instantaneous or storage water heaters, non-electric ; solar water heaters	-	520	-	1.464
84191910	Instantaneous or storage water heaters, non-electric ; other household type	-	553	-	34.181
84191990	Instantaneous or storage water heaters, non-electric ; otherthan household type	-	404	-	2.876
84192000	Medical, surgical or laboratory sterilisers	43	299	1.382	5.903
84193310	lyophilisation apparatus, freeze drying units and spray dryers ; For agricultural products; for wood, paper pulp, paper or paperboard	-	4	-	10
84193390	lyophilisation apparatus, freeze drying units and spray dryers ; otherthan For agricultural products; for wood, paper pulp, paper or paperboard	-	155	-	2.126
84193410	Evaporators ; Other, for agricultural products	105	1.335	2.637	6.059
84193420	Other, for agricultural products ; electrically operated	-	1.000	-	3.828
84193510	Other, for wood, paper pulp, paper or paperboard ; electrically operated	27	71	1.658	4.538
84193520	Other, for wood, paper pulp, paper or paperboard ; not electrically operated	-	17.550	-	100.500
84193930	Dryers Machinery for the treatment of materials by a process involving heating, for the manufacture of printed circuit boards,	-	19.752	-	843.323
84193990	Other printed wiring boards or printed circuit assemblies, electrically operated	76.934	205.874	3.264.742	5.118.962
84194010	Distilling or rectifying plant ; electrically operated	-	134.733	-	999.953
84194020	Distilling or rectifying plant ; not electrically operated	-	510	-	3.349
84195010	Heat exchange units ; cooling towers	3.920	17.408	11.688	59.507
84195020	Heat exchange units made of tubes of fluoropolymers, with both inlet and outlet tubes having an inside diameter measuring 3 cm or less	-	262	-	2.150
84195091	Heat exchange units ; electrically operated	2.131	17.313	4.753	105.294
84195092	Heat exchange units ; not electrically operated	96	5.629	15.843	191.379
84196000	Machinery for liquefying air or other gases	-	394	-	11.100
84198110	Other machinery For making hot drinks or for cooking or heating food ; electrically operated	26.372	299.814	193.467	2.021.018
84198120	Other machinery For making hot drinks or for cooking or heating food ; not electrically operated	27.705	235.680	86.718	670.255
84198913	Oth Machinery for the treatment of materials by a process involving heating, for the manufacture of printed circuit boards, printed wiring boards or printed circuit assemblies ; electrically operated	-	325	-	6.319
84198919	Other machinery electrically operated	114.993	1.254.704	1.251.666	9.116.809
84198920	Other machinery not electrically operated	-	5	-	28.636
84199012	Parts of machinery for the treatment of materials by a process involving heating, for the manufacture of printed circuit boards, wiring boards/ circuit assemblies ; of electrically operated articles	2.705	5.870	2.705	5.064
84199013	Parts Casings for cooling towers ; of electrically operated articles	-	11.434	-	109.044
84199019	Parts other Of electrically operated articles	37.317	368.567	188.172	2.839.192
84199022	Parts Of instantaneous gas water heaters, household type ; of non-electrically operated articles	-	1.432	-	950
84199029	Parts Of non-electrically operated articles ; otherthan of instantaneos gas water heaters, household type	1.263	98.912	107.923	1.610.725
84201090	Calendering/other rolling machines ; oththan Of a kind used solely/principally for the manufacture of printed circuit substrates/printed circuits ; ironing machines/wringers suitable for domestic use	-	19	-	70
84209190	Parts of cylinders; otherthan Of goods of subheading 84201010	-	2.064	-	5.010

Tabel 3 : Ekspor Indonesia menurut Komoditi ( Kode HS 8 digit )

Juli 2023

Kode H S	Uraian golongan barang	Berat bersih (Kg)		Nilai F.O.B. ( U S \$ )	
		Bulan ini	Kumulatif	Bulan ini	Kumulatif
(1)	(2)	(3)	(4)	(5)	(6)
84209910	Parts other Of goods of subheading 84201010	-	16	-	153
84209990	Parts otherthan ; Of goods of subheading 84201010	-	64	-	3.200
84211200	Centrifuges, including centrifugal dryers ; clothes dryers	-	2.845	-	14.530
84211910	Centrifuges, including centrifugal dryers ; of a kind used for sugar manufacture	-	8	-	377
84211990	Centrifuges, including centrifugal dryers ; otherthan of a kind used for sugar manufacture	9.750	108.281	92.454	318.076
84212111	Machinery for filtering or purifying water and apparatus for domestic use ; of a capacity not exceeding 500 l/h	26.742	36.166	27.604	109.968
84212119	Machinery for filtering or purifying water otherthan apparatus for domestic use ; of a capacity not exceeding 500 l/h	39.204	247.176	229.288	1.685.514
84212122	Filtering machinery of a capacity exceeding 500 l/h ; electrically operated	8.050	52.231	81.310	235.873
84212123	Filtering machinery of a capacity exceeding 500 l/h ; not electrically operated	28	33.108	364	176.260
84212290	Machinery For filtering or purifying beverages other than water ; otherthan electrically operated of a capacity exceeding 500 l/h	20	14.958	45	296.186
84212311	Oil filter For machinery of heading 8429 or 8430 :	1.677	10.027	27.652	249.200
84212319	Machinery of heading 8429 or 8430 ; otherthan oil filter	15.664	19.701	325.968	387.072
84212321	For motor vehicles of Chapter 87 ; oil filters	1.775.543	12.404.849	10.602.104	71.652.082
84212329	For motor vehicles of Chapter 87 ; otherthan oil filters	39.372	138.855	429.083	2.197.557
84212391	Oil or petrol-filters for internal combustion engines ; oil filters	73	427	10.188	98.567
84212399	Oil or petrol-filters for internal combustion engines ; otherthan oil filters	419	6.736	10.240	127.553
84212910	Filtering or purifying machinery and apparatus for liquids ; of a kind suitable for medical, surgical or laboratory use	-	4	-	2.960
84212930	Filtering or purifying machinery and apparatus for liquids ; of a kind used in oil drilling operations	17.571	202.663	156.800	2.025.287
84212940	Filtering or purifying machinery and apparatus for liquids ; other petrol-filters	-	629	-	11.331
84212950	Filtering or purifying machinery and apparatus for liquids ; other oil filters	744	5.438	15.837	243.912
84212960	Filtering or purifying machinery and apparatus for liquids ; other of fluoropolymers and with filter or purifier membrane thickness not exceeding 140 microns	-	7	-	50
84212990	Filtering or purifying machinery and apparatus for liquids other	32.148	173.941	282.845	1.561.941
84213110	Intake air filters for internal combustion engines ; for machinery of heading 8429 or 8430	2	184	17	2.665
84213120	Intake air filters for internal combustion engines ; for motor vehicles of chapter 87	476.715	3.153.521	5.207.921	35.328.438
84213190	Intake air filters for internal combustion engines ; otherthan for machinery of heading 8429 or 8430 and motor vehicles of chapter 87	6.594	85.022	48.740	2.632.021
84213200	Machinery and apparatus for gases ; Catalytic converters or particulate filters, whether or not combined, for purifying or filtering exhaust gases from internal combustion engines	9.273	1.197.981	846.286	14.149.258
84213920	Filtering or purifying machinery and apparatus for gases ; air purifiers	2.222	36.931	39.892	439.413
84213930	Filtering or purifying machinery and apparatus for gases ; Other, with stainless steel housing, and with inlet and outlet tube bores with inside diameters not exceeding 13 cm	-	26.969	-	695.347
84213990	Filtering or purifying machinery and apparatus for gases ; other	64.262	562.134	1.486.113	14.398.082
84219110	Part Of centrifuges, including centrifugal dryers ; of goods of subheading 84211200	-	16	-	456
84219190	Part Of centrifuges, including centrifugal dryers ; of goods of subheading 84211100 or 84211990	2.443	3.526	138.167	227.451

Tabel 3 : Ekspor Indonesia menurut Komoditi ( Kode HS 8 digit )

Juli 2023

Kode H S	Uraian golongan barang	Berat bersih (Kg)		Nilai F.O.B. ( U S \$ )	
		Bulan ini	Kumulatif	Bulan ini	Kumulatif
		(1)	(2)	(3)	(4)
84219921	Part other Filtering cartridges for filters of subheading 842123 ; for subheading 84212311 or 84212321	2.503	18.711	12.953	95.440
84219929	Part other Filtering cartridges for filters of subheading 842123 ; otherthan subheading 84212311 or 84212321	57.002	334.919	353.280	2.340.908
84219930	Part other ; Of goods of subheading 842131	7.758	53.785	62.821	475.232
84219940	Part other ; Of goods of subheading 84212950	1	450	110	2.649
84219950	Part other ; Of goods of subheading 84212960	105	840	1.462	11.421
84219970	Part other ; Of goods of subheading 84213990	200	251	86.632	87.845
84219991	Part other ; Of goods of subheading 84212920	-	367	-	2.146
84219994	Part other ; Of goods of subheading 84212111	-	27	-	154
84219996	Part other ; Of goods of subheading 84212311 or 84212391	2	327	75	11.861
84219997	Part other ; Of goods of subheading 84212319 or 84212399	50	140	223	3.296
84219999	Part other ; otherthan of goods of subheading 84212920 ; 84212111 ; 84212311 or 84212391 ; and 84212319 or 84212399	63.240	249.597	1.581.706	4.770.160
84221100	Dish washing machines ; of the household type	323	1.273	4.114	15.932
84221900	Dish washing machines ; otherthan of the household type	-	188	-	5.740
84222000	Machinery for cleaning or drying bottles or other containers	-	3.819	-	78.476
84223000	Machinery for filling, closing, sealing/labelling bottles, cans, boxes, bags or other containers; machinery for capsuling bottles, jars, tubes & similar containers; machinery for aerating beverages	14.544	111.899	427.422	2.462.198
84224000	Other packing or wrapping machinery (including heat-shrink wrapping machinery)	69.368	250.744	2.758.831	7.919.358
84229010	Part Dish washing machines of subheading 842211	-	16	-	136
84229090	Part Dish washing machines ; otherthan of subheading 842211	8.867	76.917	586.747	1.717.214
84231010	Personal weighing machines, including baby scales; household scales ; electrically operated	8	747	171	3.209
84231020	Personal weighing machines, including baby scales; household scales ; not electrically operated	131	1.087	4.184	17.597
84232010	weighing machines Scales for continuous weighing of goods on conveyors ; using electronic means for gauging weight	1	214	7	1.127
84232090	weighing machines Scales for continuous weighing of goods on conveyors ; otherthan using electronic means for gauging weight	315	762	285	5.786
84233010	Constant weight scales and scales for discharging a predetermined weight of material into a bag or container, including hopper scales ; using electronic means for gaging weight	10	563	111	767
84233090	Constant weight scales and scales for discharging a predetermined weight of material into a bag or container, including hopper scales ; otherthan using electronic means for gaging weight	20	330	238	44.674
84238110	Other weighing machinery ; Having a maximum weighing capacity not exceeding 30 kg ; using electronic means for gauging weight	16.569	148.347	549.248	5.095.904
84238190	Other weighing machinery ; Having a maximum weighing capacity not exceeding 30 kg ; otherthan using electronic means for gauging weight	150	4.066	7.680	432.665
84238239	Oth weight machinery ; having a maximum weighing capacity not exceeding 1000 kg ; other	-	370	-	1.888
84238249	Oth weight machinery ; having a maximum weighing capacity exceeding 1000 kg other	46	704	5.595	38.040
84238910	Other weight machinery ; Using electronic means for gauging weight	1	496	20	6.799
84238990	Other weight machinery ; otherthan Using electronic means for gauging weight	320	822	4.843	43.904
84239010	Weighing machine weights of all kinds	104	4.108	2.007	5.367
84239030	weighing machinery ; of part using electronic means for gauging weight, excluding of machines for weighing motor vehicles	1	139	97	5.109



Tabel 3 : Ekspor Indonesia menurut Komoditi ( Kode HS 8 digit )

Juli 2023

Kode H S	Uraian golongan barang	Berat bersih (Kg)		Nilai F.O.B. ( U S \$ )	
		Bulan ini	Kumulatif	Bulan ini	Kumulatif
(1)	(2)	(3)	(4)	(5)	(6)
84239040	Other weighing machinery of part	3.190	21.171	195.246	1.227.574
84241010	Mechanical appliances ; Fire extinguishers of a kind suitable for aircraft use whether or not charged	-	22	-	39.227
84241090	Mechanical appliances ; Fire extinguishers otherthan of a kind suitable for aircraft use, whether or not charged	414	678	616	15.635
84242011	Mechanical appliances ; spray guns and similar appliances ; agricultural or horticultural with electrically operated	-	30	-	30
84242019	Mechanical appliances ; spray guns and similar appliances ; otherthan agricultural or horticultural with electrically operated	1.552	12.459	93.736	723.475
84242021	Mechanical appliances ; spray guns and similar appliances ; agricultural or horticultural with not electrically operated	-	16	-	13
84242029	Mechanical appliances ; spray guns and similar appliances ; otherthan agricultural or horticultural with not electrically operated	15	5.212	658	66.105
84243000	Mechanical appliances ; Steam or sand blasting machines and similar jet projecting machines	3.515	12.219	13.426	65.739
84244110	Agricultural or horticultural ; portable sprayers ; Hand-operated insecticide sprayers	32.001	110.767	209.434	759.309
84244120	Agricultural or horticultural ; portable sprayers ; other not electrically operated	-	14	-	21
84244190	Agricultural or horticultural ; portable sprayers ; otherthan ; Hand-operated insecticide sprayers and other not electrically operated	3.594	41.285	24.410	280.119
84244910	Machines Agricultural or horticultural sprayers ; electrically operated	-	10	-	20
84248230	Mechanical Other appliances ; agricultural or horticultural ; other not electrically operated	-	2.130	-	45.590
84248910	Mechanical other appliances ; Hand-operated household sprayers of a capacity not exceeding 3 l	9.027	46.218	38.749	201.195
84248920	Mechanical other appliances ; Spray heads with dip tubes	-	11	-	500
84248950	Mechanical other appliances ; Other, electrically operated	23.757	88.971	198.969	919.383
84248990	Mechanical other appliances ; Other not electrically operated	29.232	84.073	189.426	394.292
84249010	Part Of fire extinguishers	218	8.333	17.589	253.400
84249023	Part electrically operated ; otherthan Of goods of subheading 84242011	417	2.607	7.089	45.337
84249029	Part not electrically operated ; otherthan Of goods of subheading 84242021	206	299	286	3.663
84249030	Part ; Of steam or sand blasting machines and similar jet projecting machines	1.704	25.647	134.281	872.023
84249096	Part of other appliances ; Of goods of subheading 84248940	3	3	12.542	12.542
84249099	Part of other appliances ; otherthan Of goods of subheading 84248210 ; 84244110, 84244120, 84244920, or 84248230 ; 84244190, 84244910, or 84248220 ; 84248940	21.749	89.816	173.965	807.650
84251100	Pulley tackle and hoists other than skip hoists ; powered by electric motor	45	21.170	7.489	597.379
84251900	Pulley tackle and hoists other than skip hoists ; and otherthan powered by electric motor	918	22.591	3.590	37.773
84253100	Winches ; capstans ; Powered by electric motor	20.400	58.085	157.258	370.480
84253900	Winches ; capstans ; otherthan Powered by electric motor	7.524	245.482	133.188	6.455.687
84254100	Jacks; hoists of a kind used for raising vehicles ; built-in jacking systems of type used in garages	-	352	-	2.141
84254210	Other Jacks and hoists ; hydraulic of a kind used in tipping mechanisms for lorries	57	834	140	1.443
84254290	Other Jacks and hoists ; hydraulic otherthan of a kind used in tipping mechanisms for lorries	23.290	243.365	264.369	2.212.440
84254910	Jacks; hoists of a kind used for raising vehicles ; electrically operated	722	9.352	2.893	41.055
84254920	Jacks; hoists of a kind used for raising vehicles ; not electrically operated	4.579	15.029	18.864	52.721
84261100	Ships' derricks ; Overhead travelling cranes on fixed support	-	500	-	6.750

Tabel 3 : Ekspor Indonesia menurut Komoditi ( Kode HS 8 digit )

Juli 2023

Kode H S	Uraian golongan barang	Berat bersih (Kg)		Nilai F.O.B. ( U S \$ )	
		Bulan ini	Kumulatif	Bulan ini	Kumulatif
(1)	(2)	(3)	(4)	(5)	(6)
84261200	Ships' derricks ; Mobile lifting frames on tyres and straddle carriers	80	1.013.233	140	780.600
84261930	Ships' derricks ; Gantry cranes	-	659.615	-	359.036
84261990	Ship's derricks ; otherthan ; bridge cranes and gantry cranes	-	332.074	-	1.454.262
84262000	Tower cranes	-	637.227	-	355.676
84263000	Portal or pedestal jib cranes	145	2.315	972	2.767
84264100	Ships' derricks ; Portal or pedestal jib cranes ; on tyres	1.153.000	1.233.875	3.600.000	4.111.597
84264900	Ships' derricks ; Portal or pedestal jib cranes ; Otherthan ; on tyres	-	4.607.590	-	27.120.787
84269100	Other machinery ; Designed for mounting on road vehicles	-	39.980	-	181.162
84269900	Other machinery ; otherthan ; Designed for mounting on road vehicles	-	292.934	-	491.299
84271000	Fork- lift trucks ; Self-propelled trucks powered by an electric motor	-	106.940	-	232.727
84272000	Fork- lift trucks ; other self-propelled trucks	5.000	142.032	54.450	226.264
84279000	Other fork- lift trucks	-	85.680	-	203.951
84281031	Lifts ; For passengers	300	300	1.200	1.200
84281039	Lifts ; otherthan For passengers	1.945	2.491	18.401	19.704
84281040	Skip hoists	-	100	-	372
84282090	Pneumatic elevators and conveyors ; otherthan of a kind used for agriculture	720	10.073	2.610	283.973
84283290	Other continuous-action elevators and conveyors, for goods or materials ; other bucket type ; otherthan ; of a kind used for agriculture	10.198	79.046	81.598	460.434
84283390	Other continuous-action elevators and conveyors, for goods or materials ; other belt type ; otherthan of a kind used for agriculture	-	27.079	-	263.712
84283910	Other continuous-action elevators and conveyors, for goods or materials ; of a kind used for agriculture	-	14.787	-	16.400
84283990	Other continuous-action elevators and conveyors, for goods or materials ; otherthan of a kind used for agriculture	3.043	32.972	16.884	105.410
84284000	Escalators and moving walkways	-	27.297	-	92.412
84287000	Industrial robots	-	21	-	2.952
84289020	Other machinery ; Automated machines for the transport, handling and storage of printed circuit boards, printed wiring boards or printed circuit assemblies	63	69	376	37.465
84289090	Other machinery ; otherthan	22.914	387.849	723.356	3.788.416
84291100	Bulldozers and angledozers ; track laying	284.300	1.888.410	327.300	3.028.409
84291900	Bulldozers and angledozers ; otherthan track laying	24.098	803.451	43.336	1.040.832
84292000	Graders and levellers	-	176.363	-	436.374
84293000	Scrapers	-	8	-	484
84294030	Tamping machines	-	16.540	-	7.900
84294040	Machinery road roller ; Vibratory smooth drum rollers, with a centrifugal force drum not exceeding 20 t by weight	247.816	2.116.167	1.206.858	10.188.603
84294050	Tamping machines ; Other vibratory road rollers	-	10.762	-	51.699
84294090	Other Tamping machines and road rollers	45.500	250.639	60.000	708.724
84295100	Mechanical shovels, excavators ; front- end shovel loaders	-	25.350	-	12.000
84295200	Mechanical shovels ; excavators ; Machinery with a 360o revolving superstructure	5.722.866	50.632.096	27.062.160	279.040.046
84295900	Mechanical shovels ; excavators ; otherthan ; front-end shovel loaders ; and Machinery with a 360o revolving superstructure	638.935	3.637.334	335.276	2.337.036
84301000	Pile-drivers and pile-extractors	-	15.378	-	14.367
84302000	Snow-ploughs and snow-blowers	-	1	-	1
84303100	Coal or rock cutters and tunnelling machinery ; self-propelled	-	43.700	-	297.988
84303900	Coal or rock cutters and tunnelling machinery ; otherthan self-propelled	-	245	-	107.423
84304100	Other boring or sinking machinery ; self-propelled	850	83.985	870	272.229
84304910	Other boring or sinking machinery ; Wellhead platforms with integrated production modules suitable for use in drilling operations	15.748	75.707	220.566	2.165.632

Tabel 3 : Ekspor Indonesia menurut Komoditi ( Kode HS 8 digit )

Juli 2023

Kode H S	Uraian golongan barang	Berat bersih (Kg)		Nilai F.O.B. ( U S \$ )	
		Bulan ini	Kumulatif	Bulan ini	Kumulatif
(1)	(2)	(3)	(4)	(5)	(6)
84304990	Other boring or sinking machinery ; otherthan ; Wellhead platforms with integrated production modules suitable for use in drilling operations	1.774	312.337	45.653	2.226.195
84305000	Other machinery ; self-propelled	2	34.002	2.071	869.336
84306100	Other machinery, not self-propelled ; tamping or compacting machinery	-	520	-	1.334
84306900	Other machinery, not self-propelled ; otherthan ; tamping or compacting machinery	-	149	-	8.199
84311013	Machinery of heading 8425 ; of goods subheading 84251100 ; 84253100 ; or 84254910	22.214	72.907	387.233	1.053.773
84311019	Machinery of heading 8425 ; of electrically operated of goods subheading 84251100 ; 84253100 ; or 84254910	945	20.412	14.064	106.249
84311022	Machinery of heading 8425 ; of good subheading 84251900; 84253900; 84254100; 84254210; 84254290; of non electrically operated	1.381	8.123	31.521	188.713
84311029	Machinery of heading 8425 ; otherthan of good subheading 84251900; 84253900; 84254100; 84254210; 84254290; of non electrically operated	3.178	22.993	12.453	79.859
84312010	Machinery of heading 8427; subheading 842710 or 842720	2.300	3.384	1.000	43.820
84312090	Machinery of heading 8427; otherthan subheading 842710 or 842720	2.345	17.534	76.665	758.741
84313110	Of goods subheading 84281039 or 84281040 of lifts; skip hoists or escalators	51	331	404	14.548
84313120	Of goods subheading 84281031 or 84284000 of lifts; skip hoists or escalators	146	20.737	4.226	194.312
84313910	Machinery of heading 8428 ; of good subheading 84282010; 84283310; 84283910	7	382	5	7.074
84313940	Machinery of heading 8428; of automated machines for the transport, handling and storage of printed circuit boards, printed wiring boards or printed circuit assemblies	18.500	25.610	6.435	120.547
84313950	Machinery of heading 8428; other of goods subheading 842890	-	239	-	14.770
84313990	Machinery of heading 8428 other	62.725	314.175	411.096	2.102.018
84314110	Machinery of heading 8426; 8429 or 8430; for machinery of heading 8426	500	500	600	600
84314190	Machinery of heading 8426; 8429 or 8430 ; bucket; shovels; grabs; and grips; otherthan for machinery of heading 8426	91.676	899.730	782.543	7.695.289
84314200	Machinery of heading 8426; 8429 or 8430 ; bulldozer or angledozer blades	2.800	29.706	3.371	44.552
84314300	Machinery of heading 8426; 8429 or 8430 ; part for boring or sinking machinery of subheading 843041 or 843049	219.413	3.743.726	2.549.976	31.218.274
84314910	Machinery of heading 8426; 8429 or 8430 ; parts of machinery of heading 8426	643.655	4.121.694	1.146.020	7.495.568
84314920	Machinery of heading 8426 ; 8429; or 8430; Cutting edges or end bits of a kind used for scrapers, graders or levellers	1.440.805	10.120.431	7.452.024	51.607.298
84314940	Machinery of heading 8426; 8429; or 8430 ; Cutting edges or end bits of a kind used for bulldozer or angledozer blades	347	2.962	1.350	7.186
84314950	Parts of road rollers	143.068	1.261.176	477.754	5.123.761
84314990	Oth parts suitable use of oth moving, grading, levelling,scraping, excavating, tamping, compacting	4.968.398	28.458.788	15.259.262	91.384.315
84321000	Ploughs Machinery	-	41.453	-	47.547
84322100	Disc harrows Machinery	-	290	-	1.501
84322900	Harrows, Scarifiers, cultivators, weeders and hoes, other than disc harrows machine	-	710	-	4.275
84323100	No-till direct seeders, planters and transplanters	-	270	-	1.367
84323900	Indirect seeders, planters and transplanters	53	72	7	27
84328010	Other Agricultural or horticultural machinery for soil preparation or cultivation	-	22.410	-	111.069
84328090	Other than other agricultural machine for soil preparation or cultivation, other horticultural machine for soil preparation or cultivation, lawn rollers, and sports-ground rollers.	15.483	24.098	297.882	353.768

Tabel 3 : Ekspor Indonesia menurut Komoditi ( Kode HS 8 digit )

Juli 2023

Kode H S	Uraian golongan barang	Berat bersih (Kg)		Nilai F.O.B. ( U S \$ )	
		Bulan ini	Kumulatif	Bulan ini	Kumulatif
		(1)	(2)	(3)	(4)
84329010	Parts of other than other agricultural machine for soil preparation or cultivation, other horticultural machine for soil preparation or cultivation.	-	33.480	-	1.079.723
84329090	Other parts of other than other agricultural machine for soil preparation or cultivation, other horticultural machine for soil preparation or cultivation, lawn rollers, and sports-ground rollers.	634	3.625	2.314	28.581
84331100	Mowers for lawns, parks or sports-grounds, powered with the cutting device rotating in a horizontal plane.	119.010	1.319.294	1.195.661	13.239.214
84331990	Mowers for lawns, parks or sports-grounds, not powered without the cutting device rotating in a horizontal plane.	91	1.270	89	4.376
84332000	Other mowers, including cutter bars for tractor mounting	-	65	-	295
84335100	Combine harvester-threshers machinery	-	13.953	-	3.705.176
84336010	Machines for cleaning, sorting or grading eggs, fruit or other agricultural produce, electrically operated	-	122	-	110
84336020	Machines for cleaning, sorting or grading eggs, fruit or other agricultural produce, not electrically operated	-	400	-	3.650
84339010	Castors wheels, of a diameter (including tyres) exceeding 100 mm but not exceeding 250 mm, provided that the width of any wheel or tyre fitted thereto exceeds 30 mm	-	412	-	66.801
84339020	Parts of powered mowers for lawn, parks/sport-grounds	5.222	22.816	19.726	89.532
84339090	Parts of oth harvesting/threshing machinery	4.438	19.117	20.054	150.891
84342000	Dairy machinery	-	29.675	-	152.286
84349000	Parts of Milking machines and dairy machinery	279	2.367	7.821	154.224
84351010	Electrically operated machines for pressing, crushing and manufacturing of wine, cider, fruit juices or similar beverages.	-	897	-	12.641
84351020	Non-electrically operated machines for pressing, crushing and manufacturing of wine, cider, fruit juices or similar beverages.	-	128	-	270
84359010	Parts of electrically operated machines for pressing, crushing and manufacturing of wine, cider, fruit juices or similar beverages.	-	12.738	-	12.214
84359020	Parts of non-electrically operated machines for pressing, crushing and manufacturing of wine, cider, fruit juices or similar beverages.	-	70	-	4.313
84361010	Electrically operated machines for preparing of animal feeding stuffs	-	200	-	293
84361020	Non-electrically operated machines for preparing of animal feeding stuffs	-	5	-	50
84362110	Electrically operated machines for incubating and brooding of poultry	17	951	80	73.024
84362120	Non-electrically operated machines for incubating and brooding of poultry	-	141	-	150
84362910	Electrically operated machines for keeping of poultry	-	3.638	-	22.790
84362920	Non-electrically operated machines for keeping of poultry	-	1	-	2
84368011	Other electrically operated machines for agricultural or horticultural	-	37.146	-	159.244
84368019	Other electrically operated machines for forestry	130	130	2.135	2.135
84368021	Other non-electrically operated machines for agricultural or horticultural	1	9	15	173
84369100	Parts of poultry-keeping machinery or poultry incubators and brooders	-	113	-	3.581
84369911	Parts of other electrically operated machines and equipment for agricultural or horticultural	23.355	169.015	191.256	1.010.945
84369919	Parts of oth forestry, poultry-keep/bee-keep machinery electrically operated & equipments	200	1.219	3.235	6.216
84369929	Parts of oth forestry, poultry-keep/bee-keep machinery non-electrically operated & equipments	-	139	-	1.986
84371010	Electrically operated machine for cleaning, winnowing, sorting or grading of grains or dried leguminous vegetable, other than farm-type machinery	185	5.785	150	24.035

Tabel 3 : Ekspor Indonesia menurut Komoditi ( Kode HS 8 digit )

Juli 2023

Kode H S	Uraian golongan barang	Berat bersih (Kg)		Nilai F.O.B. ( U S \$ )	
		Bulan ini	Kumulatif	Bulan ini	Kumulatif
		(1)	(2)	(3)	(4)
84371020	Non-electrically operated machine for cleaning, winnowing, sorting or grading of grains or dried leguminous vegetable, other than farm-type machinery	50	563	350	3.504
84371030	Electrically operated machine for cleaning, winnowing, sorting or grading of seed, other than farm-type machinery	135	3.031	300	20.167
84371040	Non-electrically operated machine for cleaning, winnowing, sorting or grading of seed, other than farm-type machinery	-	571	-	10.330
84378010	Electrically operated machine for hulling of rice and milling of cone type rice, other than farm-type machinery	-	2.470	-	6.837
84378020	Non-electrically operated machine for hulling of rice and milling of cone type rice, other than farm-type machinery	720	8.294	4.445	53.080
84378030	Electrically operated machine for milling of industrial type coffe and rice, other than farm-type machinery	185	13.509	3.298	44.342
84378040	Non-electrically operated machine for milling of industrial type coffe and rice, other than farm-type machinery	-	1.638	-	7.442
84378051	Electrically operated machine for polishing of rice, sifting and sieving, cleaning of bran, and husking, other than farm-type machinery	-	1.750	-	4.154
84378059	Other machine used in the milling indust or working of cerals, electrically operated	150	4.780	50	16.222
84378069	Other machine used in the milling indust or working of cerals, not electrically operated	1.446	3.944	4.629	10.284
84379011	Parts of electrically operated machine for cleaning, winnowing, sorting or grading of seed, grains or dried leguminous vegetable, other than farm-type machinery	-	115	-	53
84379019	Parts of elect operated machines for used in the milling industry/for the working of cereals/dried vegetables	6	79	20	153
84379029	Parts of non elect operated machinesfor used in the milling industry/for the working of cereals/dried vegetables	4.432	41.710	58.330	190.670
84381000	Bakery machinery and machinery for the manufacture of macaroni, spaghetti or similar products	6.940	43.306	112.838	1.030.741
84382010	Electrically operated machine for manufacturing of confectionery, cocoa or chocolate	-	310	-	10.048
84382020	Non-electrically operated machine for manufacturing of confectionery, cocoa or chocolate	36	36	70	70
84385000	Machinery for the preparation of meat or poultry	360	4.415	710	158.367
84386000	Machinery for the preparation of fruits, nuts or vegetables	237	1.755	231	14.878
84388011	Electrically operated machine for pulpering of coffee	20	2.239	125	15.666
84388012	Non-electrically operated machine for pulpering of coffee	-	1.087	-	1.995
84388021	Electrically operated machine for the preparation of fish, crustaceans or molluscs	-	1	-	199
84388022	Non-electrically operated machine for the preparation of fish, crustaceans or molluscs	-	144	-	3.565
84388091	Other machine for the industrial preparation/manufacture,electrically operated	266	4.227	912	10.609
84388092	Other machine for the industrial preparation/manufacture,not electrically operated	20	106	480	2.857
84389011	Parts of electrically operated machine for manufacturing of sugar	-	3	-	50
84389019	Parts of goods of oth elect machinesfor industrial preparation or manufacture of food/drink, oth than sugar &coffee pulper	876	13.820	21.331	274.937
84389021	Parts of non-electrically operated machine for manufacturing of sugar	-	5	-	7
84389029	Parts of goods of oth non elect machinesfor industrialprep/manufact of food/drink, oth than sugar &coffee pulper	2	1.021	1.155	5.492
84391000	Machinery for making pulp of fibrous cellulosic material	900	900	500	502
84393000	Machinery for finishing paper or paperboard	-	5	-	10
84399100	Parts of machinery for making pulp of fibrous cellulosic material	3.756	17.786	30.710	273.196

Tabel 3 : Ekspor Indonesia menurut Komoditi ( Kode HS 8 digit )

Juli 2023

Kode H S	Uraian golongan barang	Berat bersih (Kg)		Nilai F.O.B. ( U S \$ )	
		Bulan ini	Kumulatif	Bulan ini	Kumulatif
		(1)	(2)	(3)	(4)
84399900	Parts of machinery for making or finishing paper or paperboard	3.062	55.981	113.245	993.623
84401010	Electrically operated machine for binding book	-	7.995	-	10.085
84401020	Non-electrically operated machine for binding book	5	50	18	449
84409000	Parts of book-binding machinery and parts of book-sewing machines	574	4.636	87.773	556.208
84411010	Electrically operated machine for cutting	110	9.474	929	34.630
84411020	Non-electrically operated machine for cutting	6	48	97	893
84412000	Machines for making bags, sacks or envelopes	-	120.770	-	517.136
84413000	Machines for making cartons, boxes, cases, tubes, drums or similar containers, other than by moulding	6.200	6.528	26.150	35.538
84418010	Oth machinery for making up paper pulp,paper/paperboardelectrically operated	-	32	-	2.380
84418020	Oth machinery for making up paper pulp,paper/paperboardnot electrically operated	1	46	50	70
84419000	Parts of other machinery for making up paper pulp, paper or paperboard, including parts of cutting machines of all kinds	212	271.541	1.950	66.210
84423000	Machinery, apparatus and equipment for preparing or making plate	97	552	4.055	11.215
84424000	Parts of machinery, apparatus and equipment for preparing or making plate	63	4.225	20.443	83.054
84425000	Plates, cylinders and other printing components; plates, cylinders and lithographic stones, prepared for printing purposes (for example, planed, grained or polished)	888	27.585	8.035	203.444
84431100	Offset printing machinery, reel-fed	-	9.014	-	8.214
84431200	Offset printing machinery, sheet-fed, office type (using sheets with one side not exceeding 22 cm and the other side not exceeding 36 cm in the unfolded state)	-	320	-	2.625
84431300	Offset printing machinery, sheet-fed, office type (using sheets with one side exceeding 22 cm and the other side exceeding 36 cm in the unfolded state)	28	143.185	8.961	930.417
84431400	Letterpress printing machinery, reel-fed, excluding flexographic printing	-	11.775	-	63.132
84431600	Flexographic printing machinery	165.630	183.180	500.000	635.225
84431700	Gravure printing machinery	-	250	-	61.447
84431900	Printing machinery; used for printing by means of plates, cylinders and other printing components of heading 84.42, n.e.c. in item no. 8443.1	14.156	145.619	163.868	1.392.907
84433111	Colour Printer-copiers, printing by the ink-jet process	-	124	-	4.027
84433119	Non-colour Printer-copiers, printing by the ink-jet process	3.821	36.986	20.812	115.399
84433121	Colour Printer-copiers, printing by the laser process	-	48	-	1.132
84433129	Non-colour Printer-copiers, printing by the laser process	306	791	497	2.911
84433131	Combination of colour printer-copier-facsimile machines	-	5.075	-	5.150
84433139	Combination of non-colour printer-copier-facsimile machines	204	236	1.823	2.933
84433191	Combination printer-copier-scanner-facsimile machines	3.545.807	24.105.925	82.597.506	582.287.078
84433199	Oth machineswhich perform >= 2 function of printing, copying/facs, capable of connect to an auto data process/network	342	916	11.782	32.620
84433219	Non-colour dot matrix printers	467.408	2.985.076	9.544.535	62.335.314
84433221	Colour ink-jet printers	222.580	1.695.726	3.048.523	23.752.225
84433229	Non-colour ink-jet printers	668	3.584	3.629	84.705
84433231	Colour laser printers	-	638	-	30.500
84433239	Non-colour laser printers	10	102	470	4.267
84433240	Facsimiles machines	13	13	48	48
84433250	Screen printing machinery for the manufacture of printed circuit boards or printed wiring boards	-	11	-	350
84433290	Oth printers,copying machines& facsimile, not combined;capable to connect to network	102.933	940.856	3.677.518	35.276.873
84433910	Electrostatic photocopying apparatus, operating by reproducing the original image directly onto the copy (direct process)	960	1.462	27.313	27.762

Tabel 3 : Ekspor Indonesia menurut Komoditi ( Kode HS 8 digit )

Juli 2023

Kode H S	Uraian golongan barang	Berat bersih (Kg)		Nilai F.O.B. ( U S \$ )	
		Bulan ini	Kumulatif	Bulan ini	Kumulatif
		(1)	(2)	(3)	(4)
84433920	Electrostatic photocopying apparatus, operating by reproducing the original image via an intermediate onto the copy (indirect process)	400	1.840	1.400	8.050
84433930	Other photocopying apparatus incorporating an optical system	40	639	400	6.587
84433940	Ink-jet printer, not capable of connect to a network	582	6.393	6.972	68.946
84433990	Oth printers,copying machines& facsimile, not capable to connect to a network	202	3.485	5.499	37.320
84439100	Parts and accessories of printing machinery used for printing by means of plates, cylinders and other printing components of heading 8442	137.132	1.017.892	10.284.936	72.320.149
84439910	Parts of screen printing machinery for the manufacture of printed circuit boards or printed wiring boards	1	25	52	2.095
84439920	Ink-filled printer cartridges	488.706	2.935.389	10.428.282	64.194.254
84439930	Paper feeders; paper sorters	-	3	-	96
84439990	Parts and accessories of other printing machinery	67.057	573.020	1.021.011	9.952.245
84440010	Electrically operated machines for extruding, drawing, texturing or cutting man- made textile materials	-	31	-	290
84451110	Electrically operated machines for textile carding	-	45.121	-	61.500
84451930	Cotton gins machines	-	4.375	-	94.444
84451940	Other electrically operated machines for preparing textile fibres	5.150	5.150	85.000	85.000
84452010	Electrically operated machines for spinning textile	-	7.295	-	11.636
84452020	Non-electrically operated machines for spinning textile	2	20	2	7
84454010	Electrically operated machines for winding or reeling textile	26.454	44.454	96.757	383.588
84461020	Non-electrically operated machines for weaving fabrics of a width not exceeding 30 cm	-	1	-	400
84463000	Machines for weaving fabrics of a width exceeding 30 cm, shuttleless type	220.655	541.095	624.383	1.258.626
84471100	Circular knitting machines with cylinder diameter not exceeding 165 mm	-	36	-	32
84471200	Circular knitting machines with cylinder diameter exceeding 165 mm	20.800	20.800	14.542	14.542
84472010	Flat knitting machines and stitch-bonding machines, electrically operated	-	2.250	-	1.577
84472020	Flat knitting machines and stitch-bonding machines, non-electrically operated	-	750	-	526
84479010	Electrically operated machines for making gimped yarn, tulle, lace, embroidery, trimmings, braid or net and for tufting	0	10.787	14	16.046
84479020	Non-electrically operated machines for making gimped yarn, tulle, lace, embroidery, trimmings, braid or net and for tufting	-	46	-	1.481
84481110	Electrically operated dobbies ana jackquards and electrically operated machines for card reducing, copying, punching or assembling for use therewith	-	27.450	-	5.000
84481120	Non-electrically operated dobbies ana jackquards and non-electrically operated machines for card reducing, copying, punching or assembling for use therewith	3	3	0	342
84481910	Auxiliary electrically operated machine for use with machines of heading 8444, 8445, 8446 or 8447 with automatic stop motions and shuttle changing mechanism	2.000	2.000	4.913	4.913
84481920	Auxiliary non-electrically operated machine for use with machines of heading 8444, 8445, 8446 or 8447 with automatic stop motions and shuttle changing mechanism	7	7	194	194
84482000	Parts and accessories of machines of heading 8444 or of their auxiliary machinery	4.021	23.993	248.998	2.244.154
84483100	Card clothing	-	199	-	5.064
84483200	Part & acc of machines for preparing textile fibres, oth than card clothing	-	1	-	10
84483300	Spindles, spindle flyers, spinning rings and ring travellers	-	525	-	94.902

Tabel 3 : Ekspor Indonesia menurut Komoditi ( Kode HS 8 digit )

Juli 2023

Kode H S	Uraian golongan barang	Berat bersih (Kg)		Nilai F.O.B. ( U S \$ )	
		Bulan ini	Kumulatif	Bulan ini	Kumulatif
		(1)	(2)	(3)	(4)
84483900	Combs, extruding nipples, shuttles, healds and heald-frames, hosiery needles	976	6.281	18.008	55.005
84484200	Reeds for looms, healds and heald-frames	333	2.776	25.076	174.340
84484911	Shuttles for electrically operated machines	-	129	-	21.565
84484990	Other parts and accessories of weaving machines (looms) or of their auxiliary machinery, other than Shuttles	2.104	29.667	137.960	1.578.077
84485100	Sinkers, needles and other articles used in forming stitches	-	6	-	4.204
84485900	Parts and accessories of machines of heading 8447 or of their auxiliary machinery other than sinkers, needles and other articles used in forming stitches	63	19.166	1.523	222.049
84490000	Machinery for the manufacture or finishing of felt or nonwovens in the piece or in shapes, including machinery for making felt hats; blocks for making hats	-	2.275	-	20.000
84501110	Fully-automatic household or laundry-type machines, each of dry linen capacity not exceeding 6 kg	388	3.091	419	7.343
84501190	Fully-automatic household or laundry-type machines, each of dry linen capacity exceeding 6 kg but not exceeding 10 kg	42.720	446.795	195.020	2.071.143
84501210	Household or laundry-type machines with built in centrifugal drier, each of dry linen capacity not exceeding 6 kg	-	2.242	-	9.967
84501290	Household or laundry-type machines with built in centrifugal drier, each of dry linen capacity exceeding 6 kg but not exceeding 10 kg	18.532	193.918	107.660	1.026.525
84501919	Other household or laundry-type machines, electrically operated, with a dry linen capacity exceeding 6 kg but not exceeding 6 kg	-	313	-	2.519
84501999	Other household or laundry-type machines, non-electrically operated, with a dry linen capacity exceeding 6 kg but not exceeding 6 kg	-	20	-	1.866
84502000	Householde or laundry-type machines, each of dry linen capacity exceeding 10 kg	61.042	385.006	281.922	1.846.907
84509010	Parts of household or laundry-type machines, each of dry linen capacity exceeding 10 kg	1.201	9.450	38.808	301.940
84509020	Parts of machines of subheading 845011, 845012 or 845019	1.543	9.069	10.585	60.032
84511000	Dry-cleaning machines	-	1.003	-	4.496
84512100	Drying-machines each of a dry linen capacity not exceeding 10 kg	5	5.766	25	29.348
84512900	Drying-machines each of a dry linen capacity exceeding 10 kg	-	2.000	-	19.056
84513010	Single roller type domestic ironing machines	3	8	19	107
84513090	Presses machines including fusing presses	-	2.996	-	3.426
84514000	Washing, bleaching or dyeing machines	-	21.637	-	60.350
84515000	Machines for reeling, unreeling, folding, cutting or pinking textile fabrics	-	2.765	-	57.684
84518000	Machines for dressing, finishing, coating or impregnating textile yarns, fabrics or made up textile articles; for applying the paste to the base fabric or other support used in the manufacture of floor coverings such as linoleum	-	649	-	125.398
84519090	Parts of machines of a dry linen capacity exceeding 10 kg	48	300	340	11.620
84521000	Sewing machines of the household type	601	7.418	4.429	61.507
84522100	Other sewing machines, other than book-sewing machines, with automatics unit	252	23.590	8.207	267.131
84522900	Other sewing machines, other than book-sewing machines, with non-automatics unit	9.501	29.330	10.796	149.289
84523000	Sewing machine needles	60	86	90	2.855
84529011	Arms and beds; stands with or without centre frames; flywheels; belt guards; treadles or pedals of machinery of subheading 84521000	25.303	68.224	26.137	85.516
84529012	Furniture, bases and covers and parts thereof of machinery of subheading 84521000	32	255	1.418	9.999
84529019	Other parts of sewing machines of subheading 84521000	1	11	5	127
84529091	Arms and beds; stands with or without centre frames; flywheels; belt guards; treadles or pedals of other than machinery of subheading 84521000	-	10	-	124



Tabel 3 : Ekspor Indonesia menurut Komoditi ( Kode HS 8 digit )

Juli 2023

Kode H S	Uraian golongan barang	Berat bersih (Kg)		Nilai F.O.B. ( U S \$ )	
		Bulan ini	Kumulatif	Bulan ini	Kumulatif
		(1)	(2)	(3)	(4)
84529092	Furniture, bases and covers and parts thereof of other than machinery of subheading 84521000	-	12	-	249
84529099	Other parts of sewing machines of other than machinery of subheading 84521000	250	12.665	4.667	30.092
84531010	Electrically operated machines for preparing, tanning or working hides, skins or leather, other than sewing machines	4	24.304	402	66.825
84532010	Electrically operated machines for making or repairing footwear, other than sewing machines	-	9.152	-	10.235
84532020	Non-electrically operated machines for making or repairing footwear, other than sewing machines	-	3.159	-	8.100
84538010	Electrically operated machines for making or repairing other articles of hides, skins or leather, other than sewing machines	-	17.726	-	242.220
84538020	Non-electrically operated machines for making or repairing other articles of hides, skins or leather, other than sewing machines	-	150	-	1.094
84539000	Parts of machinery of subheading 8453	-	2.811	-	14.906
84541000	Converters of a kind used in metallurgy or in metal foundries	1	124	39	11.445
84542000	Ingot moulds and ladles of a kind used in metallurgy or in metal foundries	3.104	12.158	32.596	127.524
84543000	Casting machines of a kind used in metallurgy or in metal foundries	2	5.140	842	23.769
84549000	Parts of converters, ladles, ingot moulds & casting machines	38.241	380.752	236.148	2.229.917
84552200	Cold metal-rolling mills	-	95	-	928
84553000	Rolls for rolling mills	-	2.542	-	30.616
84559000	Other parts of metal-rolling mills	53	17.114	1.509	13.340
84561110	Operated by laser machine for the manufacture of printed circuits, printed circuit assemblies, parts of heading 8517, or parts of automatic data processing machines	-	0	-	300
84561190	Other operated by laser machine-tools for working any material by removal of material	55	1.239	31.755	204.126
84561290	Other operated by other light or photon beam machine-tools for working any material by removal of material	10	15	82	432
84562000	Machine-tools for working any material by removal of material, by ultrasonic process	-	1	-	2
84563000	Machine-tools for working any material by removal of material, by electro-discharge process	-	12.007	-	16.010
84564090	machinestool for work any material by removal material, by plasma arc processes, for oth than manufact of PCB/PWB	-	1	-	4
84565000	Water-jet cutting machines	-	57	-	773
84569090	Machine-tools for working any material by removal of material, by ionic-beam process	15	1.303	375	54.261
84571010	Machining centres of spindle power not exceeding 4 kW for working metal	1	86	610	20.926
84581190	Horizontal lathes for removing metal, numerically controlled of spindle exceeding 4 kW	200	13.944	1.650	58.220
84581910	Horizontal lathes for removing metal, non-numerically controlled with the distance between the main spindle centre and the bed not exceeding 300 mm	-	7.000	-	1.950
84581990	Horizontal lathes for removing metal, non-numerically controlled with the distance between the main spindle centre and the bed exceeding 300 mm	-	1	-	1
84589100	Other lathes for removing metal, numerically controlled	-	9.840	-	56.474
84589990	Other lathes for removing metal, non-numerically controlled, with the distance between the main spindle centre and the bed exceeding 300 mm	100	134	50	179
84592100	Other drilling machines that numerically controlled	-	13	-	59
84592910	Other drilling machines that non-numerically controlled and electrically operated	-	19.197	-	384.041
84592920	Other drilling machines that non-numerically controlled and non-electrically operated	1.005	1.159	11.036	43.528

Tabel 3 : Ekspor Indonesia menurut Komoditi ( Kode HS 8 digit )

Juli 2023

Kode H S	Uraian golongan barang	Berat bersih (Kg)		Nilai F.O.B. ( U S \$ )	
		Bulan ini	Kumulatif	Bulan ini	Kumulatif
		(1)	(2)	(3)	(4)
84593910	Other boring-milling machines that non-numerically controlled and electrically operated	34	68	8.268	8.330
84594100	Other boring machines that numerically controlled	-	4.906	-	26.675
84594920	Other boring machines that non-numerically controlled and non-electrically operated	-	22.709	-	56.380
84595100	Knee-type milling machines that numerically controlled	-	1.800	-	3.500
84596100	Other milling machines that numerically controlled	-	6	-	43.810
84596910	Other milling machines that non-numerically controlled and electrically operated	-	35	-	10.002
84597010	Other threading or tapping machines that electrically operated	-	256	-	13.183
84601200	Numerically controlled flat-surface grinding machines	-	90	-	20.215
84601900	Non-numerically controlled flat-surface grinding machines	68	1.093	376	5.101
84602300	Other cylindrical grinding machines, numerically controlled	-	524	-	22.439
84602400	Other of other grinding machines, numerically controlled	-	84	-	85
84602910	Other grinding machines, not numerically controlled,electrically operated	2	116	289	1.383
84602920	Other grinding machines, not numerically controlled,not electrically operated	-	7	-	1.966
84603110	machinestools, numerically controlled, for sharpening drillingbits,shank diameter<=3,175mm, fixed collets, power<=0.74kW	2	154	133	475
84603190	machinestools, numeric controlled, for sharpen drill bits oththan shank diameter<=3,175mm, fixed collets, power<=0.74kW	27	1.258	130	7.761
84603910	Oth sharpening (tool/cutter grinding) mach, not numericallycontrolled, electrically operated	7	327	247	10.016
84603920	Oth sharpening (tool/cutter grinding) mach, not numericallycontrolled, not electrically operated	280	280	10.500	10.500
84604000	Honing or lapping machines	7	1.832	31	11.428
84609010	Oth mach-tools for deburring, sharpening, grinding, honring, lapping, or similar, electrically operated	-	1.111	-	122.424
84609020	Oth mach-tools for deburring, sharpening, grinding, honring, lapping, or similar, not electrically operated	-	93	-	870
84612000	Shaping or slotting machines	-	8	-	30
84613000	Broaching machines	-	10	-	50
84614000	Gear cutting, gear grinding or gear finishing machines	-	19	-	38
84615000	Sawing or cutting-off machines	56	6.983	1.768	173.924
84619090	Other machine-tools working by removing metal or cermets, not elsewhere specified or included	3.945	10.286	795.533	1.206.933
84621100	Closed die forging machines	-	134.422	-	895.703
84621900	Other hot forming machines for forging and hot hammers	2.745	86.617	56.296	286.252
84622210	Numerically controlled machines for profile forming	-	1.248	-	86.686
84622290	Non-numerically controlled machines for profile forming	215.600	907.103	38.547	1.574.460
84622300	Numerically controlled press brakes	-	275	-	730
84622600	Other numerically controlled bending, folding, straightening or flattening machines	46.650	61.061	319.762	505.894
84622900	Bending, folding, straightening or flattening machines (including press brakes) for flat products other than HS Code 84622210-84622600	13.034	20.119	11.906	101.407
84623300	Numerically controlled shearing machines	-	1.860	-	35.549
84623900	Non-numerically controlled shearing machines	2	2	946	946
84624900	Non-numerically controlled machines for punching, notching or nibbling (excluding presses) for flat products and combine both of punching and shearing	19	8.738	684	82.496
84626111	Numerically controlled hydraulic presses machines for die forging or die stamping	-	7	-	2.844
84626119	Other numerically controlled hydraulic presses machines	-	99	-	296
84626199	Other non-numerically controlled hydraulic presses machines	-	7.600	-	23.666
84626219	Other numerically controlled mechanical presses machines	500	4.950	1.023	10.036

Tabel 3 : Ekspor Indonesia menurut Komoditi ( Kode HS 8 digit )

Juli 2023

Kode H S	Uraian golongan barang	Berat bersih (Kg)		Nilai F.O.B. ( U S \$ )	
		Bulan ini	Kumulatif	Bulan ini	Kumulatif
		(1)	(2)	(3)	(4)
84626299	Other non-numerically controlled mechanical presses machines	1	2.767	3.539	48.336
84626390	Other numerically controlled servo-presses machines	6.000	6.006	198.990	199.020
84629010	Machine tools, die forging or die stamping machines	-	43	-	29.500
84629090	Machine tools, other die forging or die stamping machines	-	28.820	-	256.607
84631010	Draw-benches for bars, tubes, profiles, wire/the like,electrically operated	-	64.540	-	507.783
84631020	Draw-benches for bars, tubes, profiles, wire/the like,not electrically operated	-	5	-	10
84633010	Machines for working wire, electrically operated	-	23.697	-	128.823
84639010	Other mach-tools for working metals/cermets, w/o removingmaterial, electrically operated	-	11.025	-	9.100
84639020	Other mach-tools for working metals/cermets, w/o removingmaterial, not electrically operated	-	33	-	650
84641010	Sawing machines for working stone, ceramics/like mineralmaterials/for cold-working glass, electrically operated	-	321	-	340
84641020	Sawing machines for working stone, ceramics/like mineralmaterials/for cold-working glass, not electrically operated	-	20	-	99
84642010	Grinding/polishing machinesfor working stone, ceramics/likemineral material/for cold-work glass,electric operated	-	82	-	2.027
84642020	Grinding/polishing machinesfor working stone, ceramics/likemineral material/for cold-work glass,not electric operated	-	4	-	25
84649010	Oth machines for working stone, ceramics/like mineralmaterials/for cold-working glass, electrically operated	1.832	5.995	2.534	85.413
84649020	Oth machines for working stone, ceramics/like mineralmaterials/for cold-working glass, not electrically operated	-	100	-	500
84651000	machineswhich can carry out diff types of machining operationsw/o tool change between such operations	-	4.667	-	17.212
84652000	Machining centres	-	50	-	4.945
84659110	Sawing machines for scoring PCB/ PWB or PCB/PWB substrateselectrically operated	44.692	250.291	219.790	1.225.226
84659190	Sawing machines other than of a kind used for scoring printed circuit boards or printed wiring boards or printed circuit board or printed wiring board substrates	850	6.611	4.307	50.511
84659210	Planing, milling/moulding machinesfor routing PCB/PWB or PCB/PWB substrates, accepting router bits with shank D<=3.175mm	-	183	-	38.200
84659290	Planing, milling or moulding (by cutting) machines for routing PCB/PWB or PCB/PWB substrates, accepting router bits with a shank diameter exceeding 3175 mm, for scoring PCB/PWB or PCB/PWB substrates	-	209	-	15.145
84659310	Grinding, sanding or polishing machines, for working woodcork, bone/similar hard materials, electrically operated	-	2	-	307
84659320	Grinding, sanding or polishing machines, for working woodcork, bone/similar hard materials,not electrically operated	-	1	-	10
84659400	Bending or assembling machines	-	1.183	-	7.043
84659510	Drilling machinesfor manufact of PCB/PWB, with a spindle speed>50,000rpm and accept drill bits of shank D<=3.175mm	-	0	-	137

Tabel 3 : Ekspor Indonesia menurut Komoditi ( Kode HS 8 digit )

Juli 2023

Kode H S	Uraian golongan barang	Berat bersih (Kg)		Nilai F.O.B. ( U S \$ )	
		Bulan ini	Kumulatif	Bulan ini	Kumulatif
		(1)	(2)	(3)	(4)
84659590	Drilling machines for the manufacture of printed circuit boards or printed wiring boards, with a spindle speed not exceeding 50,000 rpm & accepting drill bits of a shank diameter not exceeding 3175 mm	55	5.978	7.920	84.496
84659600	Splitting, slicing or paring machines	-	1.083	-	3.333
84659910	Lathes	-	5	-	25
84659950	machinesfor deburring the surfaces of PCB/PWB during manufact,machinesfor scoring&laminating presses for PCB/PWB/substrates,	10	13.575	20	81.020
84659960	Oth machinestools for working wood, cork, bone/similar hardmaterials, electrically operated	5	5.667	20	60.643
84659990	Oth machinestools for working wood, cork, bone/similar hardmaterials, not electrically operated	56	22.415	8.847	48.114
84661010	Tool holder&self-opening diehead for machinesof 84569010, 84569020/84603110/84659110/84659210/84659510/84659950	17.982	41.340	88.221	289.347
84661090	Tool holder&self-opening diehead for machinesoth of 8456901084569020/84603110/84659110/84659210/84659510/84659950	3.082	14.166	96.365	648.667
84662010	Work holders for machinesof 85469010, 84569020, 84603110,84659110, 84659210, 84659510, 84659950	-	176	-	93.952
84662090	Work holders for machinesoth than of 85469010, 84569020,84603110, 84659110, 84659210, 84659510, 84659950	39.776	315.885	113.168	1.631.181
84663000	Dividing heads and other special attachments for machines	-	730	-	366.141
84669100	Parts for machines of heading 8464	-	14.133	-	42.727
84669200	Parts for machines of heading 8465	2.360	2.882	100	3.806
84669330	Parts for machines of subheading 84561110, 84561210, 84562000, or 84563000, of a kind used solely or principally for the manufacture of printed circuits, printed circuit assemblies, parts of machines of heading 8517, or parts of automatic data processing machines of heading 8471; for machines of subheading 845710, 84589100, 84592100, 84592910,84596100, 84596910, or 84615000, of a kind used solely or principally for the manufacture of parts of machines of heading 8517, or parts of automatic data processing machines of heading 8471	-	72	-	2.737
84669340	Parts for machines of subheading 84565000	-	34	-	1.049
84669390	Oth parts & accessories for machines of head 8456 to 8461oth than subhead 84564010,84569020 or 84603110	2.927	28.071	328.362	1.523.829
84669400	Machine-tools; parts and accessories, for the machines of heading no. 8462 or 8463, n.e.c. in heading no. 8466	20.811	72.243	253.986	1.218.477
84671100	Tools for working in the hand pneumatic rotary tipe (including combined rotary-percussion)	317	1.341	82.454	94.665
84671900	Tools for working in the hand pneumatic other rotary tipe (including combined rotary-percussion)	143	6.738	1.385	46.750
84672100	Drills of all kinds with self-contained electric motor	134	1.955	13.082	24.745
84672200	Saws with self-contained electric motor	2	2.693	178	14.589
84672900	Tools; for working in the hand, with self-contained electric motor; other than saws and drills	1.136	13.918	26.437	196.211
84678100	Chains saws with self-contained electric motor	-	999	-	51.175
84678900	Tools; for working in the hand, (other than chain saws), hydraulic or with self-contained non-electric motor, (not pneumatic)	2.150	4.737	17.670	55.759
84679110	Part of chains saws of electro-mechanical type	-	54	-	1.357
84679190	Other part of chains saws of electro-mechanical type	-	291	-	2.459
84679200	Parts of tools working in the hand of pneumatic	19	302	1.530	3.197
84679910	Other parts of tools of goods of drills, saws & all kinds non-electric motor	1.740	14.500	9.447	77.713
84679990	Other parts of tools of goods of other than drills, saws and all kinds, non-electric motor	1.456	15.662	2.575	101.734
84681000	Hand-held blow pipes	-	56	-	3.599

Tabel 3 : Ekspor Indonesia menurut Komoditi ( Kode HS 8 digit )

Juli 2023

Kode H S	Uraian golongan barang	Berat bersih (Kg)		Nilai F.O.B. ( U S \$ )	
		Bulan ini	Kumulatif	Bulan ini	Kumulatif
		(1)	(2)	(3)	(4)
84682010	Hand-operated (not hand-held) gas welding or brazing appliances for metal	23	3.123	1.688	4.503
84682090	Other hand-operated (not hand-held) gas welding or brazing appliances for other than metal	15	8.184	45	55.114
84688000	Machinery and apparatus; for soldering, brazing or welding, whether or not capable of cutting, n.e.c. in heading no. 8468	-	1.847	-	20.478
84689090	Parts of goods of gas welding or brazing appliances for other than metal	1.957	8.624	24.220	487.595
84701000	Electronic calc,pocket-size data recording, reproducing and displaying machines with calculating functions	6.435	9.071	6.445	9.644
84702100	Calculating machines; electronic, incorporating a printing device, needing an external source of power	-	6.058	-	4.166
84702900	Calculating machines; electronic, (not incorporating a printing device), needing an external power source	19	407	80	415
84703000	Calculating machines; non-electronic	217	730	23.974	51.935
84705000	Cash register	13.015	82.188	334.836	1.985.579
84709010	Postage-franking machines	-	2	-	25
84709090	Ticket-issuing machines and similar machines	3	36	497	1.882
84713020	Laptops including notebooks and subnotebooks	11.844	76.038	264.711	2.230.908
84713090	Oth portable automatic data processing machines, weighting<= 10 kg	1.207	15.486	133.500	2.202.766
84714110	Personal computers exclud portable computer,CPU& I/O unitwhether or not combined	207	2.288	31.990	126.599
84714190	Other PC excluding portable computer,CPU& I/O unit whether or not combined	217.745	1.238.445	8.681.506	53.118.513
84714910	Personal computers in the form of systems exclud portablecomputers (laptop/notebook)	290	10.853	48.403	1.137.598
84714990	Other personal computers in the form of systems excluding portable computers (laptop/notebook)	742	7.181	337.433	2.184.225
84715010	Processing units for personal (incl. portable) computersnot comprising & not presented in the form systems systems	943	20.319	127.090	1.377.345
84715090	Oth processing unit for personal comp.(excl.portable comp) not comprising & not presented in the form systems systems	41.392	74.971	414.440	3.041.685
84716030	Computer keyboards	1.325	15.813	91.271	528.382
84716040	Mouses, light pens, joysticks, track balls, and touch sensitive screens	21.969	177.902	1.299.042	9.717.860
84716090	Other input or output units, whether or not containing storage units in the same housing	29.339	190.244	912.430	7.979.689
84717020	Hard disk drive	32.781	203.752	107.523	1.251.434
84717030	Tape drive	54	588	11.412	70.660
84717040	Optical disk drives, including CD-ROM drives, DVD drives and CD-R drives	58	835	10.918	48.730
84717090	Storage units other than hard disk drives, tape drives, optical disk drives, including CD-ROM drives, DVD drives and CD-R drives	448	11.019	91.727	2.778.930
84718010	Control and adaptor units	1.117	14.921	124.812	1.500.909
84718070	Sound cards or video cards	63	248	19.441	67.835
84718090	Other control units	573	3.232	117.003	505.694
84719010	Bar code readers	33.056	342.970	1.110.004	11.966.217
84719030	Electronic fingerprint identification systems	167	676	29.302	62.001
84719040	Other optical character readers	24	992	699	45.293
84719090	Other units of automatic data processing machines :	29.299	147.818	8.872.412	51.000.127
84729010	Automatic teller machines	900	1.140	12.068	22.065
84729049	Oth typewriters auto oth than printers of heading 8443	60	494	253	92.198
84729050	Word-processing machines	8.135	25.535	193.994	548.192
84729060	Other word-processing machines with electrically operated	805	819	36.378	37.449
84729090	Other word-processing machineswith not electrically operated	14	13.426	192	25.202

Tabel 3 : Ekspor Indonesia menurut Komoditi ( Kode HS 8 digit )

Juli 2023

Kode H S	Uraian golongan barang	Berat bersih (Kg)		Nilai F.O.B. ( U S \$ )	
		Bulan ini	Kumulatif	Bulan ini	Kumulatif
		(1)	(2)	(3)	(4)
84732100	Parts of the electronic calculating machines of subheading 84701000, 84702100 or 84702900	120	2.095	1.550	20.662
84732900	Parts of the electronic calculating machines oth thansubheading 84701000, 84702100 or 84702900	6.711	15.326	541.659	1.730.913
84733010	Parts and accessories assembled printed circuit boards of the machines of heading 8471	116.173	969.668	20.436.490	119.537.297
84733090	Parts and accessories assembled other than printed circuit boards of the machines of heading 8471	206.307	1.739.972	12.254.944	73.292.954
84734000	Parts and accessories of the machines of heading 8472	2.664	23.951	915.303	6.685.974
84735010	Parts and accessories suitable for use with the machines of heading 8471	125	3.634	4.665	17.479
84735090	Parts and accessories suitable for use with the machines of heading 8470 and 8472	4.844	28.515	47.758	691.594
84741010	Sorting, screening, separating or washing machines electrically operated	188	41.936	280	202.853
84741020	Sorting, screening, separating or washing machines non electrically operated	-	85	-	478
84742019	Crushing or grinding machines stone electrically operated for other than stone	614	27.960	2.116	12.120
84742029	Crushing or grinding machines stone not electrically operated for other than stone	-	4.510	-	3.174
84743110	Concrete or mortar mixers electrically operated	7.730	25.597	14.609	54.294
84743120	Concrete or mortar mixers not electrically operated	400	2.750	1.866	13.009
84743219	Machines for mixing mineral substances with bitumen electrically operated of an output capacity > 80 t/h	-	600	-	1.900
84743229	Machines for mixing mineral substances with bitumen not electrically operated of an output capacity > 80 t/h	-	4.470	-	2.892
84743910	Other machines for mixing mineral substances with bitumen electrically operated	15	17.136	2.742	99.179
84748010	Machinery for agglomerating, shaping or moulding, for forming foundry moulds of sand electrically operated	300	29.160	1.610	84.897
84748020	Machinery for agglomerating, shaping or moulding, for forming foundry moulds of sand not electrically operated	-	2.894	-	12.940
84749000	Parts of machines of subheading 8474	2.124.733	31.341.062	6.877.535	91.563.294
84751000	Machines for assembling electric or electronic lamps, tubes or valves or flashbulbs, in glass envelopes	-	33	-	730
84752900	Machines; for manufacturing or hot working glass or glassware, not for making optical fibres and preforms thereof	-	67.000	-	200.000
84759090	Parts of machines of subheading 8475 other than subheading 84752100	-	53	-	2.095
84762900	Machines; automatic beverage-vending machines, not incorporating heating or refrigerating devices	-	5	-	60
84769090	Parts of automatic goods-vending machines other than money changing machines	26	46.753	2.493	1.047.917
84771010	Injection machines for moulding rubber	10.017	136.267	17.776	637.343
84771031	Injection machines for plastics, poly (vinyl chloride)	4.000	16.105	739	20.380
84771039	Other injection machines for plastics	34.010	99.284	165.694	294.027
84772010	Extruders machine for rubber	-	0	-	426
84772020	Extruders machine for plastics	3	190.212	6	1.144.981
84773000	Blow moulding machines	-	48.415	-	420.735
84774020	Vacuum machines for moulding or forming plastics	50	17.252	75	35.070
84775100	Machines for moulding or retreading pneumatic tyres or form moulding or otherwise forming inner tubes	-	551	-	3.294
84775910	Other machines for moulding or forming rubber	169	28.405	468	761.621
84775920	Other machines for moulding or forming plastics	1	325	47	2.282
84778010	Other machine for working rubber/products from rubber, electrically operated	8.440	68.302	31.202	220.029
84778020	Other machine for working rubber/products from rubber, not electrically operated	-	95	-	3.685
84778031	Lamination presses for the manufacture of PCB/PWBelectrically operated	-	825	-	1.615

Tabel 3 : Ekspor Indonesia menurut Komoditi ( Kode HS 8 digit )

Juli 2023

Kode H S	Uraian golongan barang	Berat bersih (Kg)		Nilai F.O.B. ( U S \$ )	
		Bulan ini	Kumulatif	Bulan ini	Kumulatif
		(1)	(2)	(3)	(4)
84778039	Oth lamination presses for plastics/products from plastics, electrically operated	2.610	30.088	9.590	257.650
84778040	Other machine for working plastics/products from plastics, not electrically operated	20	33	70	6.201
84779010	Parts of machine for working rubber/products from rubber, electrically operated	418	14.764	20.674	95.659
84779020	Parts of machine for working rubber/products from rubber, not electrically operated	27	5.861	5.952	197.704
84779032	Parts of lamination presses for the manufacture of PCB/PWBelectrically operated	820	7.407	50.339	429.036
84779039	Parts of electric machine for working plastic&productsoth than lamination presses for manufacture of PCB/PWB	5.220	54.473	153.911	549.223
84779040	Parts of non-electric machine for working plastics/products from plastics materials	3	1.608	1.853	19.108
84781010	Machines for preparing or making up tobacco,electrically operated	55.034	191.998	3.024.618	10.002.274
84781020	Machines for preparing or making up tobacco, not electrically operated	7.667	46.145	127.546	728.354
84789000	Parts of machinery for preparing or making up tobacco that not specified or included machines elsewhere in this Chapter	3.164	9.931	148.934	685.226
84791010	Machines for public works/building/the like, electrically operated	847	126.360	76.617	753.130
84791020	Machines for public works/building/the like, not electrically operated	1.752	3.365	14.511	32.588
84792010	Machines for the extraction/preparation of animal/fixed vegetable fats or oils, electrically operated	1.647	5.446	6.459	13.877
84792020	Machines for the extraction/preparation of animal/fixed vegetable fats or oils, not electrically operated	0	11	635	650
84793000	Presses for the manufacture of particle board or fibre building board of wood or other ligneous materials and other machinery for treating wood or cork	-	1	-	64
84794010	Rope or cable-making machines, electrically operated	-	1.190	-	74.680
84795000	Industrial robots machines,not elsewhere specified/included	-	20.310	-	175.152
84796000	Machines evaporative air coolers	9.325	23.110	11.387	84.646
84797100	Passenger boarding bridges of kind a used in airports	912	424.941	104.991	2.722.544
84797900	Machinery and mechanical appliances; passenger boarding bridges, other than of a kind used in airports	4.046	68.433	18.036	690.096
84798110	Machines for treating metal, including electric wire coilwinders, electrically operated	-	48.272	-	762.673
84798120	Machines for treating metal, including electric wire coilwinders, not electrically operated	-	139	-	2.724
84798210	Mixing, kneading, crushing, grinding, screening, sifting, homogenising, emulsifying/stirring machines, electrically operated	3.722	124.359	53.591	3.078.753
84798220	Mixing, kneading, crushing, grinding, screening, sifting, homogenising, emulsifying/stirring machines, not elect. operated	731	2.860	7.510	20.237
84798300	Cold isostatic presses	-	205	-	24.512
84798910	Automated machines for the placement or the removal of components or contact elements of a kind used solely or principally for the manufacture of printed circuit assemblies	430	11.539	13.425	127.710
84798950	Machines for assembling CPU daughter boards in plastic cases or housings; apparatus for the regeneration of chemical solutions used in the manufacture of PCB; equipment for mechanically cleaning the surfaces of PCB during manufacturing; registration equipment for the alignment of PCB or PCA in the manufacturing process	9	9.750	2.164	182.605
84798969	Electrically operated non-automatic service-vending machines	9.782	197.823	227.275	3.452.686

Tabel 3 : Ekspor Indonesia menurut Komoditi ( Kode HS 8 digit )

Juli 2023

Kode H S	Uraian golongan barang	Berat bersih (Kg)		Nilai F.O.B. ( U S \$ )	
		Bulan ini	Kumulatif	Bulan ini	Kumulatif
		(1)	(2)	(3)	(4)
84798970	Non-electrically operated automatic service-vending machines	60.932	615.332	3.294.260	8.668.590
84799010	Non-electrically operated non-automatic service-vending machines	31	481	6.337	189.389
84799050	Parts of goods of subheading 84798910	10.593	118.898	41.001	473.980
84799090	Parts of goods of subheading 84798950	58.749	1.768.729	1.282.931	17.186.274
84801000	Moulding boxes for metal foundry	6.465	16.455	233	37.193
84802000	Mould bases	2.925	82.012	70.416	1.109.168
84803010	Moulding patterns of copper	90	11.795	455	4.882
84803090	Moulding patterns of other materials	823	67.964	19.312	603.496
84804100	Moulds for metal/metal carbides injection or compression types	4.423	158.140	293.189	4.301.448
84804900	Moulds; for metal or metal carbides, other than injection or compression types	1.327	96.239	18.372	796.377
84805000	Moulds for glass	-	6	-	250
84806000	Moulds for mineral materials	50.651	98.097	16.542	891.930
84807110	Moulds for footwear soles, injection or compression types	7.959	74.496	13.943	828.355
84807190	Other moulds for rubber plastics, injections types	30.811	504.713	564.076	5.331.413
84807910	Moulds for footwear soles, not injection/compression types	9.657	53.911	224.524	873.551
84807990	Other moulds for rubber plastics, not injections types	34.165	132.121	263.027	1.238.501
84811011	Sluice / gate valves with 5 cm ? internal diameter ? 40 cm	65	1.359	209	17.455
84811019	Other sluice / gate valves of iron or steel	11.375	138.937	239.874	732.703
84811021	Sluice / gate valves of copper/copper alloy an internal diameter<= 2,5 cm	67	4.149	151	8.741
84811022	Sluice / gate valves of copper/copper alloy an internal diameter > 2,5 cm	60	60	1	1
84811099	Other taps, cocks, valves & similar appliances for pipes, boiler shells, tanks, vats or the like	62.562	442.451	876.594	6.346.074
84812011	Manually operated sluice or gate valves of iron or steel with inlet or outlet of an internal diameter exceeding 5 cm but not exceeding 40 cm	113	32.644	679	25.479
84812019	Manually operated sluice or gate valves of other than iron or steel with inlet or outlet of an internal diameter exceeding 5 cm but not exceeding 40 cm	-	5.572	-	63.753
84812020	Sluice/gate valves of copper/alloy 1 cm ? int.diam ? 2,5 cm of plastics 1 cm<=int.diam<=2,5 cm for oleohydr/pneumatic	-	15	-	115
84812090	Other sluice/gate valves for oleohydraulic or pneumatic	238.163	1.311.679	2.917.440	16.449.906
84813010	Swing check-valves, of cast iron, with 4 cm<=an inlet of internal diameter ?60 cm	118.649	1.030.727	1.545.730	13.737.358
84813020	Swing check-valves of copper or copper alloys, with an internal diameter<= 2.5 cm	-	55	-	1.024
84813040	Swing check-valves of plastics, with 1 cm<=internal diameter<=2,5 cm	-	16	-	570
84813090	Other swing check-valves, of cast iron, with 4 cm<=an inlet of internal diameter ?60 cm	260	122.806	6.932	588.604
84814010	Safety or relief valves of copper or copper alloys,with an internal diameter of<=2.5 cm	334	2.437	9.916	72.784
84814030	Safety or relief valves of plastics,with 1 cm<=internal diameter<=2,5 cm	-	126	-	483
84814090	Other safety or relief valves	10.104	72.055	233.302	1.711.084
84818011	Valves for inner tubes of copper or copper alloys	112	2.765	351	41.920
84818012	Valves for inner tubes of other materials	127	12.097	95	81.472
84818013	Valves for tubeless tyres of copper or copper alloys	9	74	1.276	1.622
84818014	Valves for tubeless tyres of other materials	16	251	5.194	46.444
84818021	Liquefied Petroleum Gas (LPG) cylinder valves of copper or copper alloys with inlet/outlet internal diameters<=2.5 cm	-	20.740	-	10.777
84818022	Liquefied Petroleum Gas (LPG) cylinder valves of copper or copper alloys with inlet/outlet internal diameters > 2.5 cm	-	300	-	7.020
84818030	Cocks and valves, whether or not fitted with piezo-electric igniters, for gas stoves or ranges	130	3.217	1.135	88.846



Tabel 3 : Ekspor Indonesia menurut Komoditi ( Kode HS 8 digit )

Juli 2023

Kode H S	Uraian golongan barang	Berat bersih (Kg)		Nilai F.O.B. ( U S \$ )	
		Bulan ini	Kumulatif	Bulan ini	Kumulatif
		(1)	(2)	(3)	(4)
84818041	Aerated or carbonated liquid bottle valves; valves for gas operated beer dispensing units, of plastics, with an internal diameter of not less than 1 cm and not more than 25 cm	-	30	-	353
84818049	Aerated or carbonated liquid bottle valves; valves for gas operated beer dispensing units, of other than plastics, with an internal diameter of not less than 1 cm and not more than 25 cm	44	798	995	37.474
84818051	Mixing taps and valves, of plastics, with an internal diameter of not less than 1 cm and not more than 25 cm	-	4	-	114
84818059	Mixing taps and valves, of other than plastics, with an internal diameter of not less than 1 cm and not more than 25 cm	381	5.046	28.453	387.141
84818062	Butterfly valves, of cast iron, with an internal diameter of 8 cm or more	83.973	554.449	1.453.308	9.407.015
84818063	Other water pipeline valves	2.838	6.236	24.112	51.719
84818065	Hog nipple waterers; of plastics and more than 25 cm in internal diameter	-	9	-	798
84818067	Nipple joint valves; of plastics and more than 25 cm in internal diameter	276	610	312	1.454
84818071	Ball valves; of plastics and of not less than 1 cm and not more than 25 cm in internal diameter	-	9	-	138
84818072	Ball valves; of plastics and more than 25 cm in internal diameter	10.907	597.267	44.776	598.358
84818073	Gate valves, manually operated, of iron or steel; having inlet and outlet internal diameters of more than 5 cm but not more than 40 cm	139.424	774.473	579.532	7.706.230
84818074	Gate valves, manually operated, of iron or steel; having inlet and outlet internal diameters of more than 40 cm	-	5.135	-	13.441
84818077	Gate valves, manually operated, of iron or steel; having inlet and outlet internal diameters of not more than 5 cm	4.602	76.881	106.487	1.637.488
84818078	Manifold valves; of plastics and of not less than 1 cm and not more than 25 cm in internal diameter	-	17	-	544
84818079	Manifold valves; of plastics and more than 25 cm in internal diameter	3	12.399	109	357.877
84818081	Pneumatically controlled valves; of plastics and of not less than 1 cm and not more than 25 cm in internal diameter	-	59	-	3.711
84818082	Pneumatically controlled valves; of plastics and more than 25 cm in internal diameter	13	1.821	2.890	49.845
84818083	Fuel cut-off valves for vehicles of heading 8702, 8703 or 8704, with an inlet internal diameter of less than 1 cm of plastic	98	858	159	1.827
84818084	Fuel cut-off valves for vehicles of heading 8702, 8703 or 8704, with an inlet internal diameter not less than 1 cm and not more than 25 cm of plastic	-	14	-	999
84818093	Fuel cut-off valves for vehicles of heading 8702, 8703 or 8704, of other material	-	26	-	4.166
84818094	Other valves of plastics; with an inlet internal diameter of less than 1 cm	298	1.773	6.181	29.507
84818098	Water taps of copper or copper alloy with an internal diameter 25 cm or less	72	1.392	1.206	23.480
84818099	Water taps of copper or copper alloy with an internal diameter more than 25 cm	312.340	1.004.107	17.285.995	43.260.918
84819010	Housings for sluice or gate valves with inlet or outlet of an internal diameter exceeding 50 mm but not exceeding 400 mm	12.660	84.076	216.225	1.371.024
84819021	Bodies, for water taps	14.192	151.889	94.614	1.414.717
84819022	Bodies, for Liquefied Petroleum Gas (LPG) cylinder valves	105	534	696	3.406
84819023	Bodies, other than for water taps and LPG cylinder valves	12.351	60.485	107.872	861.386
84819029	Other parts for taps, cocks, valves (excluding inner tube valves and valves for tubeless tyres) and similar appliances of 25 mm or less in internal diameter	37	33.849	1.451	401.225

Tabel 3 : Ekspor Indonesia menurut Komoditi ( Kode HS 8 digit )

Juli 2023

Kode H S	Uraian golongan barang	Berat bersih (Kg)		Nilai F.O.B. ( U S \$ )	
		Bulan ini	Kumulatif	Bulan ini	Kumulatif
		(1)	(2)	(3)	(4)
84819039	Valve bodies or stems of inner tube or tubeless tyre valves; other than of copper or copper alloys	274	56.141	6.407	1.130.982
84819049	Valve cores of inner tube or tubeless tyre valves; other than of copper or copper alloys	1.931	45.922	73.677	603.308
84819090	Other valve cores of inner tube or tubeless tyre valves	41.954	684.567	865.143	12.122.449
84821000	Ball bearings	431.683	2.840.313	9.751.245	59.552.939
84822000	Tapered roller bearings, including cone and tapered roller assemblies	218	40.298	186.040	1.267.055
84823000	Spherical roller bearings	1.133	16.235	8.441	109.829
84824000	Needle roller bearings, including cage and needle roller assemblies	529	863	5.613	27.703
84825000	Other cylindrical roller bearings, including cage and roller assemblies	121	2.268	18.263	143.773
84828000	Other bearings, including combined ball/roller bearings	54.689	526.113	114.525	1.179.428
84829100	Parts of ball/roller bearings; balls, needles and rollers	289.544	2.176.436	1.637.000	11.963.130
84829900	Parts of ball/roller bearings; other than balls, needles and rollers	11.372	108.861	207.146	1.741.499
84831010	Transmission shafts and cranks; for machinery of heading 8428 or 8430	6.927	35.381	38.561	225.827
84831024	Cam shafts and crank shafts for engines of vehicles of Chapter 87; for vehicles of heading 8711	154.030	1.062.551	1.923.409	12.991.233
84831025	Cam shafts and crank shafts for engines of vehicles of Chapter 87; for vehicles other than heading 8711 of a cylinder capacity <= 2.000 cc	62.615	236.358	703.437	2.839.628
84831026	Cam shafts and crank shafts for engines of vehicles of Chapter 87; for vehicles other than heading 8711 of a 2.000 cc < cylinder capacity <= 3.000 cc	116.848	814.358	651.828	4.590.364
84831027	Cam shafts and crank shafts for engines of vehicles of Chapter 87; for vehicles other than heading 8711 of a cylinder capacity > 2.000 cc	42.072	234.328	122.624	549.955
84831039	Other transmission shafts and cranks	19	1.999	2.438	73.346
84831090	Other transmission shafts and cranks; for marine propulsion engines	90.520	716.329	1.217.323	9.617.799
84832020	Bearing housings, incorporating ball or roller bearings; for machinery of heading 8429 or 8430	-	14.749	-	48.526
84832030	Bearing housings, incorporating ball or roller bearings; for engines of vehicles of Chapter 87	46	195	210	4.994
84832090	Bearing housings, incorporating ball or roller bearings; other than for machinery of heading 8429/8430 and engines of vehicles of Chapter 87	1.958	20.127	4.187	101.183
84833030	Bearing housings, not incorporating ball or roller bearings; plain shaft bearings; for engines of vehicles of Chapter 87	41.010	273.677	685.317	4.584.723
84833090	Bearing housings, not incorporating ball or roller bearings; plain shaft bearings; other than for engines of vehicles of Chapter 87	2.522	182.710	107.874	2.659.819
84834020	Gears and gearing/wheels/chain sprockets & other transmission elements; ball/roller screws; gear boxes & other speed changers, including torque converters; for marine vessels	2	2	295	295
84834030	Gears and gearing/wheels/chain sprockets & other transmission elements; ball/roller screws; gear boxes & other speed changers, including torque converters; for machinery of heading 8429/8430	74.254	725.511	1.395.698	13.566.341
84834040	Gears and gearing/wheels/chain sprockets & other transmission elements; ball/roller screws; gear boxes & other speed changers, including torque converters; for engines of vehicles of Chapter 87	55.808	371.924	970.238	5.724.181
84834090	Other gears and gearing/wheels/chain sprockets & other transmission elements; ball/roller screws; gear boxes & other speed changers, including torque converters	240.477	1.247.033	1.578.633	9.173.192
84835000	Flywheels and pulleys, including pulley blocks	396.461	3.039.052	865.810	7.772.661
84836000	Clutches and shaft couplings (including universal joints)	5.704	46.500	36.005	832.546

Tabel 3 : Ekspor Indonesia menurut Komoditi ( Kode HS 8 digit )

Juli 2023

Kode H S	Uraian golongan barang	Berat bersih (Kg)		Nilai F.O.B. ( U S \$ )	
		Bulan ini	Kumulatif	Bulan ini	Kumulatif
		(1)	(2)	(3)	(4)
84839011	Toothed wheels, chain sprockets and other transmission elements presented separately; parts of goods of subheading 848310; for tractors of subheading 870110 or 870191 to 870195	2.999	40.495	10.788	169.117
84839013	Toothed wheels, chain sprockets and other transmission elements presented separately; parts of goods of subheading 848310; for other tractors of heading 8701	-	21.978	-	73.875
84839014	Toothed wheels, chain sprockets and other transmission elements presented separately; parts of goods of subheading 848310; for goods of heading 8711	140.993	870.713	1.696.963	10.652.618
84839015	Toothed wheels, chain sprockets and other transmission elements presented separately; parts of goods of subheading 848310; for other goods of Chapter 87	177	1.573	3.537	14.270
84839019	Toothed wheels, chain sprockets and other transmission elements presented separately; parts of goods of subheading 848310 other than of HS 84839011 - 84839015	22.139	106.933	200.843	840.259
84839091	Toothed wheels, chain sprockets and other transmission elements presented separately; parts of goods of subheading 848310; for tractors of subheading 870110 or 870191 to 870195	80	7.579	2.042	77.937
84839093	Toothed wheels, chain sprockets and other transmission elements presented separately; other than parts of goods of subheading 848310; for other tractors of heading 8701	-	65	-	1.824
84839094	Toothed wheels, chain sprockets and other transmission elements presented separately; other than parts of goods of subheading 848310; for goods of heading 8711	810	4.683	8.224	54.526
84839095	Toothed wheels, chain sprockets and other transmission elements presented separately; other than parts of goods of subheading 848310; for other goods of Chapter 87	8.580	62.730	125.399	754.879
84839099	Toothed wheels, chain sprockets and other transmission elements presented separately; other than parts of goods of subheading 848310 other than of HS 84839091 - 84839055	182.206	1.543.967	1.969.143	16.210.106
84841000	Gaskets and similar joints of metal sheeting combined with other material or of two or more layers of metal	35.242	337.756	835.869	6.635.179
84842000	Mechanical seals	112.000	773.258	2.363.825	14.439.708
84849000	Other gaskets and similar joints of metal sheeting combined with other material or of two or more layers of metal; sets or assortments of gaskets and similar joints, dissimilar in composition, put up in pouches, envelopes or similar packings; mechanical seals	16.980	137.766	385.095	4.142.337
84852000	Machines for additive manufacturing; by plastic or rubber deposit	-	0	-	2
84859090	Parts of machines for additive manufacturing; other than of subheading 84852000	6	52	8.962	72.503
84861030	Machines for working any material by removal of material, by laser or other light or photon beam in the production of semiconductor wafers	-	3	-	6.000
84861090	Machines and apparatus for the manufacture of boules or wafers n.e.c. in subheading 848610	-	10.602	-	13.452
84862012	Film formation equipment; epitaxial deposition machines for semiconductor wafers; spinners for coating photographic emulsions on semiconductor wafers	-	7	-	178.372
84862019	Film formation equipment other than HS 84862011, 84862012, 84862013	-	4.200	-	25.500
84862042	Lithography equipment; step and repeat aligners	-	1	-	10
84862091	Lasercutters for cutting contacting tracks in semiconductor production by laser beam	-	250	-	1.700

Tabel 3 : Ekspor Indonesia menurut Komoditi ( Kode HS 8 digit )

Juli 2023

Kode H S	Uraian golongan barang	Berat bersih (Kg)		Nilai F.O.B. ( U S \$ )	
		Bulan ini	Kumulatif	Bulan ini	Kumulatif
		(1)	(2)	(3)	(4)
84864020	Die attach apps,tape automated bonders,wire bonders&encapsulation equipt for the assem of semiconductors;automated machines for transport,handling&storage of semiconductor wafers,wafer cassettes,wafer box&oth materials for semiconductor devices	-	14	-	96
84864050	Photomicrographic microscopes fitted with equipment specifically designed for the handling and transport of semiconductor wafers or reticles	63	162	84	270
84864090	Other machines and apparatus specified in Note 11 ©	-	1	-	4.637
84869014	Tool holders and self-opening dieheads; work holders; dividing heads and other special attachments for machine-tools	1	1.179	21	24.527
84869015	Other parts and accessories of machines for sawing monocrystal semiconductor boules into slices, or wafers into chips	94	94	807	807
84869019	Parts and accessories of machines and apparatus for the manufacture of semiconductor devices or of electronic integrated circuits other than of hs codes 84869021-84869028	6	20	2.420	2.588
84869024	Tool holders and self-opening dieheads; work holders; dividing heads and other special attachments for machine-tools of of spraying appliances for etching, stripping or cleaning	-	3	-	310
84869029	Parts and accessories of machines and apparatus for the manufacture of semiconductor devices or of electronic integrated circuits, n.e.c. in subheading 848690.2	2	465	398	1.230
84869042	Parts and accessories of die attach apparatus, tape automated bonders, wire bonders and of encapsulation equipment for assembly of semiconductors	2	64	567	79.707
84869049	Parts and accessories of machines or apparatus specified in Note 11 (C) to this Chapter, n.e.c. in subheading 848690.4	1.505	20.856	845.384	4.633.314
84871000	Ships' or boats' propellers and blades therefor	124	10.765	2.485	85.988
84879000	Other machinery parts, not containing electrical connectors, insulators, coils, contacts or other electrical features, not specified or included elsewhere in this Chapter	18.669	522.017	275.694	2.143.382
85011021	Of a kind used for the goods of heading 8415, 8418, 8450, 8509 or 8516 parts and accessories of machines for sawing monocrystal semiconductor boules into slices, or wafers into chips	209	4.081	2.759	66.727
85011022	Other, of an output not exceeding 5 W parts and accessories of machines for sawing monocrystal semiconductor boules into slices, or wafers into chips	9	146	1.243	12.752
85011029	Other stepper motors of an output not exceeding 375 W	42.083	370.549	1.210.563	12.061.149
85011030	Spindle motor of an output not exceeding 375 W	-	362	-	113
85011041	Of a kind used for the goods of heading 8415, 8418, 8450, 8509 or 8516 parts and accessories of machines for sawing monocrystal semiconductor boules into slices, or wafers into chips	-	68	-	28.664
85011049	Other DC motors; other than used for the goods of heading 8415, 8418, 8450, 8509 or 8516; of an output not exceeding 375 W	772.969	5.384.055	11.578.210	82.415.332
85011059	Stepper motors; other than used for the goods of heading 8415, 8418, 8450, 8509 or 8516	-	412	-	3.289
85011060	Other motors including universal (AC/DC) motors; spindle motors	14.748	97.824	413.525	2.811.923
85011091	Of a kind used for the goods of heading 8415, 8418, 8450, 8509 or 8516 parts and accessories of machines for sawing monocrystal semiconductor boules into slices, or wafers into chips	-	32	-	1.458

Tabel 3 : Ekspor Indonesia menurut Komoditi ( Kode HS 8 digit )

Juli 2023					
Kode H S	Uraian golongan barang	Berat bersih (Kg)		Nilai F.O.B. ( U S \$ )	
		Bulan ini	Kumulatif	Bulan ini	Kumulatif
(1)	(2)	(3)	(4)	(5)	(6)
85011099	Other motors including universal (AC/DC) motors; other than used for the goods of heading 8415, 8418, 8450, 8509 or 8516	21.905	166.809	591.422	4.175.306
85012019	Universal AC/DC motors of an output not exceeding 1 kW other than; of a kind used for the goods of heading 8415, 8418, 8450, 8509 or 8516	26	476	481	1.804
85012029	Universal AC/DC motors of an output exceeding 1 kW other than; of a kind used for the goods of heading 8415, 8418, 8450, 8509 or 8516	30	2.235	3.768	43.072
85013130	Parts and accessories motors of a kind used for the goods of heading 8415, 8418, 8450, 8509 or 8516	233	3.603	8.690	75.607
85013160	Parts and accessories motors of a kind used for vehicles in chapter 87	5.230	20.888	67.752	282.570
85013170	DC motors of an output not exceeding 750 W of a kind used other than for HS Codes 85013130 & 85013160	415.618	2.420.580	4.310.335	25.130.298
85013180	Parts and accessories generators	4.895	19.605	16.225	52.694
85013224	Motors of a kind used for vehicles in Chapter 87 parts and accessories of machines for sawing monocrystal semiconductor boules into slices, or wafers into chips	160	384	7.294	15.824
85013225	Other motors of an output exceeding 750 W but not exceeding 375 kW	128	3.381	3.494	70.254
85013226	Generators parts and accessories of machines for sawing monocrystal semiconductor boules into slices, or wafers into chips	-	79	-	7.864
85013232	Other motors of an output exceeding 375 kW but not exceeding 75 kW	-	53	-	10.272
85013233	Generators parts and accessories of machines for sawing monocrystal semiconductor boules into slices, or wafers into chips	-	9.027	-	13.349
85013310	Parts and accessories of an output exceeding 75 kW but not exceeding 375 kW of a kind used for vehicles in chapter 87	13	43	10	30
85013390	Parts and accessories of an output exceeding 75 kW but not exceeding 375 kW other than used for vehicles in chapter 87	134	701	2.867	3.637
85013400	Parts and accessories of an output exceeding 375 kW	-	22	-	2.136
85014011	AC motors, single-phase of an output not exceeding 1 kW; of a kind used for the goods of heading 8415, 8418, 8450, 8509 or 8516	37	192	368	2.280
85014019	AC motors, single-phase of an output not exceeding 1 kW other than; of a kind used for the goods of heading 8415, 8418, 8450, 8509 or 8516	-	183	-	4.629
85014021	AC motors, single-phase of an output exceeding 1 kW of a kind used for the goods of heading 8415, 8418, 8450, 8509 or 8516	95	534	5.529	18.340
85014029	AC motors, single-phase of an output exceeding 1 kW other than; of a kind used for the goods of heading 8415, 8418, 8450, 8509 or 8516	1	31	662	4.582

Tabel 3 : Ekspor Indonesia menurut Komoditi ( Kode HS 8 digit )

Juli 2023					
Kode H S	Uraian golongan barang	Berat bersih (Kg)		Nilai F.O.B. ( U S \$ )	
		Bulan ini	Kumulatif	Bulan ini	Kumulatif
(1)	(2)	(3)	(4)	(5)	(6)
85015111	AC motors, multi-phase; of an output not exceeding 750 W of a kind used for the goods of heading 8415, 8418, 8450, 8509 or 8516	80	1.807	542	15.773
85015119	AC motors, multi-phase; of an output not exceeding 750 W other than of a kind used for the goods of heading 8415, 8418, 8450, 8509 or 8516	8	1.456	683	30.117
85015212	AC motors, multi-phase; of an output not exceeding 1k W of a kind used for vehicles in Chapter 87	-	35	-	1.799
85015219	AC motors, multi-phase; of an output not exceeding 1k W other than of a kind used for HS Codes 85015211 & 85015212	2	201	20	10.258
85015221	AC motors, multi-phase; of an output exceeding 1 kW but not exceeding 375 kW of a kind used for the goods of heading 8415, 8418, 8450, 8509 or 8516	-	671	-	10.230
85015229	AC motors, multi-phase; of an output exceeding 1 kW but not exceeding 375 kW of a kind used for HS Codes 85015221 & 85015222	266	7.866	13.277	154.237
85015239	AC motors, multi-phase; of an output exceeding 375 kW but not exceeding 75 kW other than of a kind used for HS Code 85015231 & 85015232	-	4.087	-	50.214
85015310	AC motors, multi-phase; of an output not exceeding 75 kW of a kind used for vehicles in Chapter 87	48	48	5.004	5.004
85015390	AC motors, multi-phase; of an output not exceeding 75 kW other than of a kind used for vehicles in Chapter 87	20	798	330	34.410
85016110	AC generators (alternators), other than photovoltaic generators of an output not exceeding 125 kVA	120	209	1.304	1.990

Tabel 3 : Ekspor Indonesia menurut Komoditi ( Kode HS 8 digit )

Juli 2023

Kode H S	Uraian golongan barang	Berat bersih (Kg)		Nilai F.O.B. ( U S \$ )	
		Bulan ini	Kumulatif	Bulan ini	Kumulatif
		(1)	(2)	(3)	(4)
85016120	AC generators (alternators), other than photovoltaic generators of an output exceeding 125 kVA	-	1.220	-	7.695
85016210	AC generators (alternators), other than photovoltaic generators of an output exceeding 75 kVA but not exceeding 150 kVA	-	1.750	-	14.500
85016220	AC generators (alternators), other than photovoltaic generators of an output exceeding 150 kVA but not exceeding 375 kVA	-	100	-	1.600
85016300	AC generators (alternators), other than photovoltaic generators of an output exceeding 375 kVA but not exceeding 750 kVA	300	36.000	842	56.658
85016400	AC generators (alternators), other than photovoltaic generators of an output exceeding 750 kVA	315.880	316.727	101.687	102.692
85018010	Photovoltaic AC generators of an output not exceeding 75 KVA	-	380	-	600
85021100	Generating sets with compression- ignition internal combustion piston engines (diesel or semi-diesel engines) of an output not exceeding 75 kVA	101.693	347.514	956.801	2.845.492
85021210	Generating sets with compression- ignition internal combustion piston engines (diesel or semi-diesel engines) of an output exceeding 75 kVA but not exceeding 125 kVA	-	37.966	-	92.805
85021220	Generating sets with compression- ignition internal combustion piston engines (diesel or semi-diesel engines) of an output exceeding 125 kVA but not exceeding 375 kVA	-	1.331	-	1.020
85021320	Generating sets with compression- ignition internal combustion piston engines (diesel or semi-diesel engines) of an output of 12,500 kVA or more	-	7.650	-	74.389
85021390	Generating sets with compression- ignition internal combustion piston engines (diesel or semi-diesel engines) of an 375 kVA < output < 12,500 kVA	361.086	2.015.683	636.539	2.317.210
85022010	Generating sets with spark -ignition internal combustion piston engines ; of an output not exceeding 75 kVA	-	959	-	1.056
85022030	Generating sets with spark -ignition internal combustion piston engines ; of an output exceeding 100 kVA but not exceeding 10,000 kVA	675	600.975	2.821.500	3.921.956
85022049	Generating sets with spark -ignition internal combustion piston engines ; of an 10,000 kVA < output < 12,500 kVA	-	200.645	-	253.406
85023110	Other generating sets wind-powered of an output not exceeding 10,000 kVA	136.000	136.000	112.713	112.713
85023920	Other generating sets ; other of an output exceeding 10 kVA but not exceeding 10,000 kVA	-	26	-	1.912
85023939	Other generating sets; other than wind-powered; of an 10.000 kVA < output <= 12.500 kVA	-	2.761	-	32.192
85024000	Electric rotary converters	-	80	-	12.019
85030020	Parts of generators (including generating sets) of heading 8501 or 8502, of an output of 12,500 kVA or more	1	3.419	111	926.084

Tabel 3 : Ekspor Indonesia menurut Komoditi ( Kode HS 8 digit )

Juli 2023

Kode H S	Uraian golongan barang	Berat bersih (Kg)		Nilai F.O.B. ( U S \$ )	
		Bulan ini	Kumulatif	Bulan ini	Kumulatif
		(1)	(2)	(3)	(4)
85030090	Other parts suitable for use solely or principally with the machines of heading 8501 or 8502	142.787	928.762	3.564.236	24.071.138
85041000	Ballasts for discharge lamps or tubes	196	822	801	4.469
85042111	Instrument transformers with a power handling capacity <= 1 kVA and of a high side voltage of 110 kV or more; liquid dielectric transformers	7.171	53.408	103.312	790.815
85042119	Instrument transformers with a 1 kVa < power handling capacity <= 5 kVA and of a high side voltage of 110 kV or more; liquid dielectric transformers	13.417	112.766	16.881	3.102.455
85042192	Instrument transformers with a 5 kVa < power handling capacity <= 10 kVA and of a high side voltage of 110 kV or more; liquid dielectric transformers	5	5	153	153
85042193	Instrument transformers with a 5 kVa < power handling capacity <= 10 kVA and of a high side voltage of 66 kV or more, but less than 110 kV; liquid dielectric transformers	155	3.175	800	4.170
85042199	Instrument transformers with a 5 kVa < power handling capacity <= 10 kVA and of a high side voltage of less than 66 kV; liquid dielectric transformers	96.637	173.859	797.566	1.673.459
85042219	Liquid dielectric transformers; having a power handling capacity exceeding 650 kVA but not exceeding 10,000 kVA; of a high side voltage of less than 66 kV	-	31.011	-	88.375
85042292	Of a high side voltage of 110 kV or more parts and accessories of machines for sawing monocrystal semiconductor boules into slices, or wafers into chips	35.830	240.456	807.524	5.846.517
85042299	Liquid dielectric transformers; having a power handling capacity exceeding 650 kVA but not exceeding 10,000 kVA; other than step-voltage regulators; of a high side voltage of less than 66 kV	194.276	486.605	1.222.395	3.259.933
85042310	Parts and accessories having a power handling capacity not exceeding 15,000 kva	-	229.880	-	1.489.816
85042321	Not exceeding 20,000 kVA parts and accessories of machines for sawing monocrystal semiconductor boules into slices, or wafers into chips	-	205.013	-	2.257.761
85042322	Exceeding 20,000 kVA but not exceeding 30,000 kVA parts and accessories of machines for sawing monocrystal semiconductor boules into slices, or wafers into chips	39.777	213.788	397.892	2.295.725
85042329	Liquid dielektric transformers having a power handling capacity exceeding 15,000 kVA ; otherthan not exceeding 20,000 kVA and exceeding 20,000 kVA but not exceeding 30,000 kVA	387.095	3.338.635	3.346.480	42.089.575
85043111	With a voltage rating of 110 kV or more parts and accessories of machines for sawing monocrystal semiconductor boules into slices, or wafers into chips	4.566	26.259	113.917	789.069
85043112	With a voltage rating of 66 kV or more, but less than 110 kV parts and accessories of machines for sawing monocrystal semiconductor boules into slices, or wafers into chips	-	286	-	2.010
85043113	With a voltage rating of 1 kV or more, but less than 66 kV parts and accessories of machines for sawing monocrystal semiconductor boules into slices, or wafers into chips	1.593	11.699	19.255	133.417
85043119	Other transformers instrument potential transformers otherthan with a voltage rating of 110 kV or more ; 66 kV or more but less than 110 kV and 1 kV or more but less than 66 kV	694	22.531	35.831	641.184
85043121	Other transformers instrument current transformers ; Ring type current transformers with a voltage rating not exceeding 220 kV	2.839	15.326	28.273	564.240
85043122	Other transformers instrument current transformers ; otherthan Ring type current transformers with a voltage rating not exceeding 220 kV	-	805	-	7.537
85043124	With a voltage rating of 1 kV or more, but less than 66 kV parts and accessories of machines for sawing monocrystal semiconductor boules into slices, or wafers into chips	7.566	71.232	105.191	979.502



Tabel 3 : Ekspor Indonesia menurut Komoditi ( Kode HS 8 digit )

Juli 2023

Kode H S	Uraian golongan barang	Berat bersih (Kg)		Nilai F.O.B. ( U S \$ )	
		Bulan ini	Kumulatif	Bulan ini	Kumulatif
		(1)	(2)	(3)	(4)
85043129	Other transformers instrument current transformers ; otherthan with a voltage rating of 110 kV or more ; of 66 kV or more but less than 110 kV and of 1 kV or more but less than 66 kV	8.085	13.365	172.975	385.568
85043140	Parts and accessories intermediate frequency transformers	28.418	192.763	325.433	2.244.731
85043192	Other matching transformers parts and accessories of machines for sawing monocrystal semiconductor boules into slices, or wafers into chips	-	1.935	-	162.909
85043193	Step up/down transformers; slide regulators parts and accessories of machines for sawing monocrystal semiconductor boules into slices, or wafers into chips	472	4.606	10.820	109.446
85043199	Other transformers otherthan of a kind used with toys, scale models or similar recreational models ; other matching transformers and step up/down transformers ; slide regulators	24.711	269.612	805.059	5.936.650
85043211	Matching transformers parts and accessories of machines for sawing monocrystal semiconductor boules into slices, or wafers into chips	-	125	-	226
85043219	Other transformers instrument transformer (potential and current) of a power handling capacity not exceeding 5 kVA ; otherthan matching transformers	-	2	-	718
85043220	Parts and accessories other, of a kind used with toys, scale models or similar recreational models	-	384	-	3.073
85043399	Other transformers having a power handling capacity exceeding 16 kVA but not exceeding 500 kVA ; otherthan matching transformers	392	837	898	1.852
85043413	Other transformers having a power handling capacity exceeding 10,000 kVA and of a high side voltage of 66 kV or more ; otherthan matching transformers ; explosion proof dry type transformers	-	6.360	-	78.000
85043415	Explosion proof dry type transformers having a power handling capacity not exceeding 15,000 kVA	9.070	16.800	51.450	95.075
85043424	Other transformers of a high side voltage of 66 kV or more ; otherthan matching transformers ; explosion proof dry type transformers	33.335	257.872	590.148	4.497.876
85043426	Explosion proof dry type transformers having a power handling capacity exceeding 15,000 kVA	-	8	-	469
85043429	Other transformers having a power handling capacity exceeding 15,000 kVA ; otherthan matching transformers ; explosion proof dry type transformers	-	7.484	-	102.876
85044011	Parts and accessories uninterruptible power supplies (ups)	2.956	54.354	166.682	328.695
85044019	Static converters Inverters ; for automatic data processing machines and units thereof and telecommunications apparatus otherthan uninterruptible power supplies (UPS)	32.652	253.890	1.709.341	13.734.301
85044020	Static converters battery chargers having a rating exceeding 100 kVA	2.486	38.502	80.555	755.001
85044030	Static converters other rectifiers	4.359	39.066	412.282	4.251.092
85044040	Static converters Inverters	54.366	431.292	2.033.965	15.941.415
85044090	Other static converters other than of subheading 85044011, 85044019, 85044020, 85044030, 85044040	713.948	4.867.311	24.063.631	171.618.002
85045010	Inductors for power supplies for automatic data processing machines and units thereof, and for telecommunications apparatus	139.602	931.492	5.242.691	37.297.698
85045020	Chip type fixed inductors	7.820	47.799	1.490.102	10.040.447
85045093	Parts and accessories having a power handling capacity not exceeding 2,500 kva	8.661	31.226	348.603	1.305.922
85045094	Parts and accessories having a power handling capacity exceeding 2,500 kva but not exceeding 10,000 kva	-	733	-	18.100
85045095	Parts and accessories having a power handling capacity exceeding 10,000 kva	1	636	87	20.084
85049010	Parts of goods of subheading 850410	50.670	157.039	50.753	168.896

Tabel 3 : Ekspor Indonesia menurut Komoditi ( Kode HS 8 digit )

Juli 2023

Kode H S	Uraian golongan barang	Berat bersih (Kg)		Nilai F.O.B. ( U S \$ )	
		Bulan ini	Kumulatif	Bulan ini	Kumulatif
(1)	(2)	(3)	(4)	(5)	(6)
85049020	Printed circuit assemblies for the goods of subheading 85044011, 85044019 or 85045010	176	391	596	2.175
85049039	Parts for electrical transformers of a capacity not exceeding 10000 kVA other than subheading 85049041	512	1.297	738	25.633
85049041	Radiator panels; flat tube radiator assemblies of a kind used for distribution and power transformers for electrical transformers of a capacity exceeding 10,000 kVA	117	6.381	7.722	45.208
85049049	Parts for electrical transformers of a capacity exceeding 10000 kVA other than subheading 85049049	75	112	600	1.925
85049090	Other parts of electrical transformers, static converters and inductors	58.232	479.204	1.848.882	11.607.532
85051100	Permanent magnets and articles intended to become permanent magnets after magnetisation of metal	206.614	1.517.080	1.890.914	12.954.830
85051900	Permanent magnets and articles intended to become permanent magnets after magnetisation of other than metal	685	44.374	6.417	279.619
85052000	Electro-magnetic couplings, clutches and brakes	13.332	58.892	203.123	914.705
85059010	Electro-magnets of a kind used solely or principally for magnetic resonance imaging apparatus other than electromagnets of heading 9018	2.849	14.905	46.851	268.964
85059020	Electro-magnetic lifting heads	2	335	241	672
85059090	Other electro-magnets, including parts	60.859	510.896	703.349	5.872.239
85061011	Primary cells and primary batteries; manganese dioxide; having an external volume <= 300 cm3; zinc-carbon	1.254.871	10.042.272	5.234.702	43.201.582
85061012	Primary cells and primary batteries; manganese dioxide; having an external volume <= 300 cm3; alkaline	1.378.071	9.381.026	8.849.950	60.108.268
85061019	Primary cells and primary batteries; manganese dioxide; having an external volume <= 300 cm3; other than zinc-carbon/alkaline	1.098.864	6.534.505	4.531.755	27.928.202
85061099	Primary cells and primary batteries; manganese dioxide; having an external volume > 300 cm3; other than zinc-carbon	535	19.688	23.149	139.444
85063000	Primary cells and primary batteries; mercuric oxide	706	3.696	11.993	52.980
85064000	Primary cells and primary batteries; silver oxide	2.667	27.189	721.556	6.711.222
85065000	Primary cells and primary batteries; lithium	233.737	1.691.442	15.642.477	109.338.335
85066090	Primary cells and primary batteries; air-zinc; having an external volume > 300 cm3	11.532	108.142	6.480	114.509
85068030	Other primary cells and primary batteries; having an external volume <= 300 cm3	-	180	-	2.474
85068090	Other primary cells and primary batteries; having an external volume > 300 cm3	43.230	354.523	2.809.725	20.453.774
85069000	Parts of primary cells and primary batteries	76.092	463.401	1.290.327	8.256.029
85071010	Lead-acid, used for starting piston engines; used for aircraft	-	1.276	-	23.143
85071092	Lead-acid, used for starting piston engines; other than for aircraft; nominal voltage of 6 V or 12 V, with a discharge capacity <= 200 Ah; of a height (excluding terminals and handles) <= 13 cm	5.978	30.706	42.211	216.705
85071095	Lead-acid, used for starting piston engines; other than for aircraft; nominal voltage of 6 V or 12 V, with a discharge capacity <= 200 Ah; 13 < height (excluding terminals and handles) <= 23 cm	141.890	1.205.808	430.062	3.367.713
85071096	Lead-acid, used for starting piston engines; other than for aircraft; nominal voltage of 6 V or 12 V, with a discharge capacity <= 200 Ah; of a height (excluding terminals and handles) > 23 cm	540.391	4.483.360	1.302.775	11.238.655
85071097	Lead-acid, used for starting piston engines; other than for aircraft; nominal voltage of 6 V or 12 V, with a discharge capacity > 200 Ah; of a height (excluding terminals and handles) <= 13 cm	64.456	433.311	399.046	2.586.031
85071098	Lead-acid, used for starting piston engines; other than for aircraft; nominal voltage of 6 V or 12 V, with a discharge capacity > 200 Ah; 13 < height (excluding terminals and handles) <= 23 cm	-	103	-	462

Tabel 3 : Ekspor Indonesia menurut Komoditi ( Kode HS 8 digit )

Juli 2023

Kode H S	Uraian golongan barang	Berat bersih (Kg)		Nilai F.O.B. ( U S \$ )	
		Bulan ini	Kumulatif	Bulan ini	Kumulatif
		(1)	(2)	(3)	(4)
85071099	Lead-acid, used for starting piston engines; other than for aircraft; nominal voltage of 6 V or 12 V, with a discharge capacity > 200 Ah; of a height (excluding terminals and handles) > 23 cm	1.698.165	10.687.441	5.364.396	31.781.339
85072010	Other lead-acid accumulators; used for aircraft	3	154	116	3.935
85072094	Other lead-acid accumulators; other than for aircraft; nominal voltage of 6 V or 12 V, with a discharge capacity <= 200 Ah; of a height (excluding terminals and handles) <= 13 cm	7.156	35.866	18.698	101.958
85072095	Other lead-acid accumulators; other than for aircraft; nominal voltage of 6 V or 12 V, with a discharge capacity <= 200 Ah; 13 < height (excluding terminals and handles) <= 23 cm	334.670	1.515.729	876.684	4.191.060
85072097	Other lead-acid accumulators; other than for aircraft; nominal voltage of 6 V or 12 V, with a discharge capacity > 200 Ah; of a height (excluding terminals and handles) <= 13 cm	920	920	1.475	1.475
85072098	Other lead-acid accumulators; other than for aircraft; nominal voltage of 6 V or 12 V, with a discharge capacity > 200 Ah; 13 < height (excluding terminals and handles) <= 23 cm	-	1	-	15.153
85072099	Other lead-acid accumulators; other than for aircraft; nominal voltage of 6 V or 12 V, with a discharge capacity > 200 Ah; of a height (excluding terminals and handles) > 23 cm	408	64.231	14.842	139.751
85073010	Nickel-cadmium; used for aircraft	-	53	-	8.868
85073090	Nickel-cadmium; used other than for aircraft	1.100	19.901	735	25.961
85075090	Nickel-metal hydride; used other than for aircraft/vehicles in Chapter 87	385	2.429	21.753	114.721
85076031	Lithium-ion battery pack; used for laptops including notebooks and subnotebooks	61	6.454	125	1.877.104
85076033	Lithium-ion battery pack; used for vehicles in Chapter 87	-	1.671	-	41.295
85076039	Lithium-ion battery pack; used other than for laptops including notebooks and subnotebooks/aircraft/vehicles in Chapter 87	12	93	1.944	2.287
85076090	Lithium-ion other than battery pack	27.434	98.974	225.647	692.856
85078019	Other accumulators; used for aircraft; other than nickel-iron	-	4.627	-	2.485
85078020	Other accumulators; used for laptops including notebooks and subnotebooks	500	4.640	2.613	37.889
85078091	Other accumulators; used for aircraft/laptops including notebooks and subnotebooks; nickel-iron	-	1	-	341
85078099	Other accumulators; used for aircraft/laptops including notebooks and subnotebooks; other than nickel-iron	353.067	1.762.572	2.739.030	17.188.352
85079011	Parts of electric accumulators; plates; of goods of subheading 85071092, 85071095, 85071096, 85071097, 85071098 or 85071099	26	507	81	849
85079019	Parts of electric accumulators; plates; other than of goods of subheading 85071092/85071095/85071096/85071097/85071098/85071099/used for aircraft	30.436	501.740	106.428	1.673.054
85079092	Parts of electric accumulators; other than plates; battery separators, ready for use, of materials other than poly(vinyl chloride)	586.139	3.190.900	2.012.311	11.710.169
85079093	Parts of electric accumulators; other than plates; of goods of subheading 85071092, 85071095, 85071096, 85071097, 85071098 or 85071099	108	621	1.312	6.127
85079099	Parts of electric accumulators; other than plates	19.136	154.274	69.135	534.895
85081100	Vacuum cleaners; with self-contained electric motor; of a power <= 1,500 W and having a dust bag or other receptacle capacity not exceeding 20 l	1.139.150	6.730.957	8.209.591	43.609.689
85081910	Vacuum cleaners; with self-contained electric motor; of a kind suitable for domestic use	306	1.560	3.536	20.824

Tabel 3 : Ekspor Indonesia menurut Komoditi ( Kode HS 8 digit )

Juli 2023

Kode H S	Uraian golongan barang	Berat bersih (Kg)		Nilai F.O.B. ( U S \$ )	
		Bulan ini	Kumulatif	Bulan ini	Kumulatif
		(1)	(2)	(3)	(4)
85081990	Vacuum cleaners; with self-contained electric motor; not suitable for domestic use	52	314	294	3.621
85086000	Other vacuum cleaners	17	17.747	185	179.382
85087010	Parts of vacuum cleaners of subheading 85081100 or 85081910	2.971	5.350	177.784	195.524
85087090	Parts of vacuum cleaners other than subheading 85081100 or 85081910	172	107.247	768	695.122
85094000	Food grinders and mixers; fruit or vegetable juice extractors	11.777	150.252	196.321	819.131
85098010	Floor polishers	223	4.735	615	13.071
85098020	Kitchen waste disposers	-	7	-	30
85098090	Electro-mechanical domestic appliances; other than floor polishers/kitchen waste disposers	105.291	831.147	5.917.427	39.192.238
85099010	Parts of floor polishers	164	13.128	2.021	112.477
85099090	Parts of electro-mechanical domestic appliances other than floor polishers	18.915	82.419	246.121	1.940.227
85101000	Shavers	337.223	1.595.624	16.347.494	76.799.488
85102000	Hair clippers	348.687	1.679.201	11.594.540	54.721.793
85103000	Hair-removing appliances	-	0	-	46
85109000	Parts of shavers, hair clippers and hair-removing appliances, with self-contained electric motor	39.243	337.286	563.724	4.737.222
85111020	Sparkling plugs suitable for motor vehicles engines	15.451	116.607	238.943	1.887.276
85111090	Sparkling plugs suitable for other than aircraft/motor vehicle engines	61.807	462.147	1.927.006	14.894.708
85112010	Ignition magnetos; magneto-dynamos; magnetic flywheels; suitable for aircraft engines	-	1.500	-	5.530
85112021	Ignition magnetos; magneto-dynamos; magnetic flywheels; suitable for motor vehicle engines; unassembled	3.752	101.773	46.742	1.320.481
85112029	Ignition magnetos; magneto-dynamos; magnetic flywheels; suitable for motor vehicle engines; assembled	29.101	219.788	512.091	3.265.317
85112099	Ignition magnetos; magneto-dynamos; magnetic flywheels; suitable for other than aircraft/motor vehicle engines; assembled	10.899	176.316	139.876	1.091.980
85113030	Distributors; ignition coil; suitable for aircraft engines	-	362	-	210
85113041	Distributors; ignition coil; suitable for motor vehicle engines; unassembled	436	4.782	11.389	206.931
85113049	Distributors; ignition coil; suitable for motor vehicle engines; assembled	7.133	56.506	197.308	1.394.713
85113091	Distributors; ignition coil; suitable for other than aircraft/motor vehicle engines; unassembled	198	1.167	4.839	28.511
85113099	Distributors; ignition coil; suitable for other than aircraft/motor vehicle engines; assembled	623	8.909	14.275	173.262
85114010	Starter motors and dual purpose starter-generators; used for aircraft engines	-	14	-	1.141
85114021	Other unassembled starter motors for engines of vehicles of heading 8702/8703/8704/8705	3	132	292	4.803
85114029	Other unassembled starter motors for engines of vehicles other than heading 8702/8703/8704/8705	40	535	931	10.277
85114031	Assembled starter motors for engines of vehicles of headings 8701	-	34	-	3.215
85114032	Assembled starter motors for engines of vehicles of headings 8702/8703/8704	92.997	562.853	1.122.579	7.108.274
85114091	Dual purposes starter-generators for engines of vehicles of heading 8702/8703/8704/8705	5	10	291	607
85114099	Dual purposes starter-generators for engines of vehicles other than heading 8702/8703/8704/8705	157.965	1.125.363	1.852.402	12.981.883
85115010	Other generators used for aircraft engines	-	8	-	100
85115021	Other unassembled alternators for engines of vehicles of heading 8702/8703/8704/8705	37	69	461	2.754
85115029	Other unassembled alternators for engines of vehicles other than heading 8702/8703/8704/8705	3.600	6.379	3.608	13.616
85115032	Assembled alternators for engines of vehicles of heading 8702/8703/8704	93.874	451.060	996.172	5.377.464

Tabel 3 : Ekspor Indonesia menurut Komoditi ( Kode HS 8 digit )

Juli 2023

Kode H S	Uraian golongan barang	Berat bersih (Kg)		Nilai F.O.B. ( U S \$ )	
		Bulan ini	Kumulatif	Bulan ini	Kumulatif
(1)	(2)	(3)	(4)	(5)	(6)
85115091	Other generators for engines of vehicles of heading 8702/8703/8704/8705	2.982	17.815	46.195	277.557
85115099	Other generators for engines of vehicles other than heading 8702/8703/8704/8705	3.344	12.544	14.734	82.336
85118020	Other equipment used for motor vehicles engines	9.439	92.019	97.494	830.751
85118090	Other equipment used for other than aircraft or motor vehicles engines	2.187	18.864	40.645	394.227
85119010	Parts of electrical ignition/starting equipment/generators; used for aircraft engines	-	453	-	39.024
85119020	Parts of electrical ignition/starting equipment/generators; suitable for motor vehicles engines	147.087	1.126.090	1.920.721	13.843.734
85119090	Parts of electrical ignition/starting equipment/generators; other than for aircraft/motor vehicles engines	10.797	29.148	133.577	211.588
85121000	Lighting or visual signalling equipment of a kind used on bicycles	-	71	-	382
85122020	Unassembled lighting or visual signalling equipment	14.356	154.336	474.642	4.102.978
85122091	Assembled lighting or visual signalling equipment; for motorcycles	185.540	1.418.377	4.549.167	34.329.072
85122099	Assembled lighting or visual signalling equipment; other than for motorcycles	115.214	811.630	2.311.825	14.403.018
85123010	Horns and sirens, assembled	250.378	1.614.401	2.686.828	17.740.226
85123020	Unassembled sound signalling equipment	689	5.237	7.892	71.519
85123091	Assembled sound signalling equipment; obstacle detection (warning) devices for vehicles	622	2.392	55.492	196.209
85123099	Assembled sound signalling equipment; other than obstacle detection (warning) devices for vehicles	7.327	53.654	160.772	1.216.285
85124000	Windscreen wipers, defrosters and demisters	265.220	2.087.401	3.424.771	27.175.283
85129010	Parts of windscreen wipers/defrosters/demisters of goods subheading 851210	9.749	38.700	55.835	196.999
85129020	Parts of windscreen wipers/defrosters/demisters of goods subheading 851220/851230/851240	864.492	5.290.443	9.001.986	55.375.559
85131030	Miners' helmet lamps and quarrymen's lamps	1	1	1	1
85131090	Portable electric lamps; other than miners' helmet lamps and quarrymen's lamps	33.202	63.005	222.934	1.171.143
85139030	Parts of flashlight reflectors; flashlight switch slides of plastics	8	1.289	1.104	11.047
85139090	Parts of other portable electric lamps	14.817	78.594	18.413	120.853
85141100	Hot isostatic presses	-	2.753	-	31.671
85141900	Resistance heated furnaces and ovens; other than hot isostatic presses	380	791	4.376	7.436
85142020	Electric furnaces or ovens for the manufacture of printed circuit boards/printed wiring boards or printed circuit assemblies	-	2.865	-	12.000
85142090	Furnaces and ovens functioning by induction or dielectric loss; other than electric furnaces or ovens for the manufacture of printed circuit boards/printed wiring boards or printed circuit assemblies	288	2.031	25.868	36.844
85143190	Electron beam furnaces other than for the manufacture of printed circuit boards/printed wiring boards or printed circuit assemblies	-	17.345	-	81.946
85144000	Other equipment for the heat treatment of materials by induction or dielectric loss	-	255	-	4.769
85149090	Parts of other equipment for the heat treatment of materials by induction or dielectric loss	1.690	2.273	19.416	31.847
85151100	Soldering irons and guns	0	6.380	114	16.249
85151911	Wave soldering machines	-	20	-	1.158
85151919	Other machines and apparatus for soldering components on printed circuit boards/printed wiring boards :	1	741	5	17.364
85151990	Other brazing or soldering machines and apparatus	26.443	90.694	316.279	447.676
85152100	Machines and apparatus for resistance welding of metal; fully or partly automatic	-	14	-	180

Tabel 3 : Ekspor Indonesia menurut Komoditi ( Kode HS 8 digit )

Juli 2023

Kode H S	Uraian golongan barang	Berat bersih (Kg)		Nilai F.O.B. ( U S \$ )	
		Bulan ini	Kumulatif	Bulan ini	Kumulatif
(1)	(2)	(3)	(4)	(5)	(6)
85152900	Machines and apparatus for resistance welding of metal; non-automatic	1.745	25.202	92.030	1.468.172
85153100	Machines and apparatus for arc (including plasma arc) welding of metals; fully or partly automatic	123	27.148	4.197	838.462
85153910	AC arc welders, transformer type	-	1.735	-	47.818
85153990	Machines and apparatus for arc (including plasma arc) welding of metals; non-automatic	9	15.979	79	294.823
85158010	Electric machines and apparatus for hot spraying of metals or sintered metal carbides	40	2.421	500	806.336
85158090	Other machines and apparatus	3	1.388	29	66.470
85159010	Parts of AC arc welders, transformer type	1.682	5.771	77.453	139.947
85159021	Parts of wave soldering machines	-	22	-	1.104
85159029	Parts of machines and apparatus for soldering components on printed circuit boards/printed wiring boards; other than parts of wave soldering machines	4	2.141	265	158.134
85159090	Other parts of machines and apparatus for soldering components on printed circuit boards/printed wiring boards	10.654	54.303	143.577	3.912.044
85161011	Water dispenser fitted only with water heater, for domestic use	2.913	36.191	32.145	136.179
85161019	Water dispenser fitted only with water heater; other than for domestic use	1.789	14.730	48.508	349.733
85161030	Immersion heaters	47	276	171	4.884
85162100	Storage heating radiators	-	1.508	-	1.295
85162900	Other electric space heating apparatus and electric soil heating apparatus	15.364	191.161	129.054	1.947.240
85163100	Hair dryers	139	9.250	353	8.070
85163200	Other hair-dressing apparatus	109	1.121	498	4.390
85163300	Hand-drying apparatus	5	19	25	974
85164010	Electric smoothing irons; of a kind designed to use steam from industrial boilers	48	607	630	5.732
85164090	Other electric smoothing irons	613.711	3.772.460	8.856.582	54.402.929
85165000	Microwave ovens	1.639	117.200	11.690	1.699.581
85166010	Rice cookers	9.802	103.481	406.480	860.656
85166090	Other ovens; cookers, cooking plates, boiling rings, grillers and roasters :	417.149	982.235	2.697.032	6.475.076
85167100	Coffee or tea makers	1.521.397	7.246.097	22.448.929	103.705.332
85167200	Toasters	10	1.105	20	8.199
85167910	Kettles	64	374	114	3.422
85167990	Other electro-thermic appliances	12.551	119.155	211.367	3.271.125
85168010	Electric heating resistors for type-founding or type-setting machines; for industrial furnaces	-	162	-	9.540
85168030	Electric heating resistors for domestic appliances	245	1.857	1.864	12.365
85168090	Other electric heating resistors	742	3.433	97.094	317.724
85169021	Sealed hotplates for domestic appliances	-	0	-	33
85169029	Other parts of goods of subheading 851633, 851650, 851660, 851671or 85167910 :	12.922	53.090	549.955	2.529.561
85169040	Parts of electric heating resistors for type-founding or type-setting machines	-	3	-	114
85169090	Other parts of electric heater appliances	111.318	706.680	999.608	8.371.077
85171100	Line telephone sets with cordless handsets	12.581	181.948	414.780	4.618.979
85171300	Smartphones	29.359	286.857	18.755.489	171.360.284
85171400	Other telephones for cellular networks or for other wireless networks	44	16.756	3.760	970.767
85171800	Other telephone sets	7.510	77.590	674.996	5.261.292
85176100	Base stations	1.169	4.305	814.135	1.706.401
85176210	Radio transmitters and radio receivers of a kind used for simultaneous interpretation at multilingual conferences	13.730	61.592	279.437	1.379.210
85176230	Telephonic or telegraphic switching apparatus	42.113	383.531	8.807.935	73.972.801
85176241	Modems including cable modems and modem cards	807.826	5.729.040	79.193.623	621.782.019
85176242	Concentrators or multiplexers	85	1.164	35.550	92.110

Tabel 3 : Ekspor Indonesia menurut Komoditi ( Kode HS 8 digit )

Juli 2023

Kode H S	Uraian golongan barang	Berat bersih (Kg)		Nilai F.O.B. ( U S \$ )	
		Bulan ini	Kumulatif	Bulan ini	Kumulatif
		(1)	(2)	(3)	(4)
85176243	Control and adaptor units, including gateways, bridges, routers and other similar apparatus designed only for connection with automatic data processing machines of heading 8471	200.835	1.334.521	28.476.676	177.235.284
85176249	Other apparatus for carrier-current line systems or for digital line systems	337.938	1.916.082	45.489.418	265.382.615
85176251	Wireless LANs	1.292	6.440	799.425	4.861.775
85176252	Transmission and reception apparatus of a kind used for simultaneous interpretation at multilingual conferences	3	20	35	4.501
85176253	Other transmission apparatus incorporating reception apparatus for radio-telephony or radio- telegraphy	1.171	4.709	69.900	505.944
85176259	Other transmission apparatus incorporating reception apparatus other than of subheading 85176251, 85176252, 85176253, 85176259	9.086	24.884	958.458	2.844.552
85176261	Other transmission apparatus for radio-telephony or radio- telegraphy	1.276	19.024	68.240	316.287
85176269	Other transmission apparatus other than for radio-telephony or radio- telegraphy	1.299	4.778	752.091	3.755.513
85176291	Portable receivers for calling, alerting or paging and paging alert devices, including pagers	16	1.719	3.700	95.819
85176292	Portable receivers for radio-telephony or radio-telegraphy	9	242	15	4.899
85176299	Other portable receivers	88.482	642.927	7.222.776	85.812.742
85176900	Other apparatus for transmission or reception of voice, images or other data	5.037	40.812	1.440.472	7.853.293
85177100	Aerials and aerial reflectors of all kinds; parts suitable for use therewith	294	28.516	118.611	8.157.111
85177910	Parts of control and adaptor units including gateways, bridges and routers	6.668	121.714	2.198.299	24.191.553
85177921	Parts of transmission apparatus, oth than radio-broadcasting or TV transmission apparatus, or of portable receivers for calling, alerting/paging & paging alert devices; of cellular telephones	78.303	335.003	1.741.075	11.944.093
85177929	Parts of transmission apparatus, oth than radio-broadcasting or TV transmission apparatus, or of portable receivers for calling, alerting/paging & paging alert devices; oth than of cellular telephones	5.279	35.477	233.748	1.151.576
85177931	Other printed circuit boards, assembled; of goods for line telephony or line telegraphy	658	5.102	150.297	571.358
85177932	Other printed circuit boards, assembled; of goods for radio-telephony or radio-telegraphy	-	5	-	3.065
85177939	Other printed circuit boards, assembled; other than of goods for line/radio-telephony or line/radio-telegraphy	1.447	28.136	2.958.800	4.347.672
85177991	Other printed circuit boards, unassembled; of goods for line telephony or line telegraphy	835	5.495	10.280	26.585
85177992	Other printed circuit boards, unassembled; of goods for radio-telephony or radio-telegraphy	1.203	2.937	124.750	309.538
85177999	Other printed circuit boards, unassembled; other than of goods for line/radio-telephony or line/radio-telegraphy	31.002	124.769	492.113	3.575.293
85181011	Microphones having a frequency range of 300 Hz to 3,400 Hz, with a diameter not exceeding 10 mm and a height not exceeding 3 mm, for telecommunication use	5	42	400	871
85181019	Other microphones, whether or not with their stands	2.143	19.261	73.774	859.467
85181090	Microphone stands	1.097	14.045	5.584	244.972
85182110	Single loudspeakers, mounted in their enclosures; box speaker type	230.634	1.561.877	2.240.127	15.660.367
85182190	Single loudspeakers, mounted in their enclosures; other than box speaker type	97.775	801.099	624.253	5.350.301
85182210	Multiple loudspeakers, mounted in the same enclosure; box speaker type	359.498	1.932.509	4.307.989	26.210.710
85182290	Multiple loudspeakers, mounted in the same enclosure; other than box speaker type	44.343	215.028	302.829	2.086.153

Tabel 3 : Ekspor Indonesia menurut Komoditi ( Kode HS 8 digit )

Juli 2023

Kode H S	Uraian golongan barang	Berat bersih (Kg)		Nilai F.O.B. ( U S \$ )	
		Bulan ini	Kumulatif	Bulan ini	Kumulatif
		(1)	(2)	(3)	(4)
85182920	Loudspeakers, without enclosure, having a frequency range of 300 Hz to 3,400 Hz, with a diameter not exceeding 50 mm, for telecommunication use	3.731	28.973	79.304	529.797
85182990	Loudspeakers, without enclosure, having a frequency range of 300 Hz to 3,400 Hz, with a diameter exceeding 50 mm, for telecommunication use	746.259	4.600.908	6.351.938	33.846.696
85183010	Headphones	2	1.429	1.649	52.683
85183020	Earphones	5.502	16.743	161.120	924.398
85183040	Line telephone handsets	3.648	43.579	109.436	1.754.334
85183059	Other combined microphone/speaker sets; for goods other than subheading 85171300 and 85171400	6	81	561	4.657
85183090	Other than headphones/earphones/line telephone handsets/combined microphone and speaker sets	1.043	40.234	48.776	1.716.018
85184020	Audio-frequency electric amplifiers; used as repeaters in line telephony	8.264	54.870	388.512	2.837.277
85184090	Other audio-frequency electric amplifiers	214.495	1.180.300	2.282.039	12.986.080
85185010	Electric sound amplifier sets; having a power rating of 240 W or more	22.604	184.671	390.467	2.965.531
85185020	Electric sound amplifier sets with loudspeakers, of a kind suitable for broadcasting, having a voltage rating of 50 V or more but not exceeding 100 V	-	51	-	455
85185090	Other electric sound amplifier sets	30.023	184.074	1.641.544	9.934.878
85189010	Parts of goods of subheading 85181011, 85182920, 85183040 or 85184020, including printed circuit assemblies	7	24	641	2.587
85189020	Parts of goods of subheading 85184040	254	1.586	257.036	1.266.297
85189030	Parts of goods of subheading 851821 or 851822	34.968	91.104	400.488	2.076.983
85189040	Parts of goods of subheading 85182990	0	27	5	2.323
85189090	Other parts of microphones&stands therefor; loudspeakers; headphones&earphones, and sets consisting of a microphone&loudspeakers; audio-frequency electric amplifiers; electric sound amplifier sets	36.171	204.508	1.389.563	7.221.427
85192010	Apparatus for sound recording or reproducing operated by coins, tokens, disc operated record players	5	43	476	5.064
85192090	Apparatus for sound recording or reproducing operated by banknotes, bank cards.	11	87	108	1.824
85193000	Turntables (record-decks)	16	286	97	8.814
85198110	Pocket-size cassette recorders, the dimensions of which do not exceed 170 mm x 100 mm x 45 mm	-	2	-	10
85198120	Cassette recorders, with built-in amplifiers and one or more built-in loudspeakers, operating only with an external source of power	235	1.188	1.500	9.954
85198130	Compact disc players	161	909	4.943	38.651
85198149	Transcribing machines; other than for cinematography or broadcasting	353	518	10.455	32.599
85198150	Dictating machines not capable of operating without an external source of power	-	202	-	26.929
85198161	Magnetic tape recorders incorporating sound reproducing apparatus, digital audio type; suitable for cinematography or broadcasting	-	23	-	98
85198162	Telephone answering machines	-	0	-	3
85198169	Other magnetic tape recorders incorporating sound reproducing apparatus, digital audio type	1	664	101	746
85198179	Other sound reproducing apparatus, cassette type; other than for cinematography or broadcasting	-	28	-	166
85198910	Cinematographic sound reproducers	-	1	-	10
85198920	Record-players with or without loudspeakers	-	3	-	22
85198940	Other sound reproducing apparatus	-	58	-	1.410
85198990	Sound recording or reproducing apparatus n.e.c. in heading 8519	15	233	249	9.914
85211090	Magnetic tape-type; ther than used in cinematography or television broadcasting	8	246	5.827	24.878



Tabel 3 : Ekspor Indonesia menurut Komoditi ( Kode HS 8 digit )

Juli 2023

Kode H S	Uraian golongan barang	Berat bersih (Kg)		Nilai F.O.B. ( U S \$ )	
		Bulan ini	Kumulatif	Bulan ini	Kumulatif
		(1)	(2)	(3)	(4)
85219019	Laser disc players; other than used in cinematography or television broadcasting	1.407	14.004	115.801	667.645
85219091	Video recording or reproducing apparatus, whether or not incorporating a video tuner, of a kind used in cinematography or tv broadcasting; other than laser disc	-	163	-	975
85219099	Video recording or reproducing apparatus, whether or not incorporating a video tuner n.e.c. in heading 8521	484	664	133.194	136.231
85221000	Pick-up cartridges	4.605	31.489	340.447	1.883.198
85229020	Printed circuit board assemblies for telephone answering machines	15	15	3.300	3.300
85229030	Printed circuit board assemblies for cinematographic sound recorders or reproducers	15	20.091	71	75.273
85229040	Audio or video tapedecks and compact disc mechanisms	95	3.031	559	30.232
85229050	Audio or video reproduction heads, magnetic type; magnetic erasing heads and rods	214	764	8.837	29.423
85229091	Parts and accessories for cinematographic sound recorders or reproducers other than pick-up cartridges or PCB	20.992	170.517	9.282.167	83.427.611
85229093	Other parts and accessories for goods of subheading 851981 or heading 8521	-	176	-	172
85229099	Other parts and accessories suitable for use solely or principally with the apparatus of heading 8519	11.348	73.078	570.552	2.922.754
85232110	Magnetic media; cards incorporating a magnetic stripe; unrecorded	84	464	1.884	10.591
85232190	Magnetic media; cards incorporating a magnetic stripe; recorded	161	760	3.739	42.350
85232911	Magnetic media; computer tapes; of a width <= 4mm; unrecorded	2	7	10	26
85232919	Magnetic media; other than computer tapes; of a width <= 4mm; unrecorded	19.627	100.783	157.100	815.871
85232921	Magnetic media; video tapes; of a width <= 4mm; recorded	0	0	25	25
85232929	Magnetic media; other than video tapes; of a width <= 4mm; recorded	0	16	97	1.095
85232939	Magnetic media; other than computer & video tapes; of a 4mm < width <= 65mm; unrecorded	-	21	-	54
85232943	Magnetic media; other video tapes; of a 4mm < width <= 65mm; recorded	-	10	-	2
85232949	Other magnetic tape; of a 4mm < width <= 65mm; recorded	9	63	170	1.272
85232961	Magnetic tape >65mm for reproducing representations of instructions, data, sound, image, recorded in a machine readable binary form, capable of being manipulated/providing interactivity to a user, of an automatic data; unrecorded	0	24	199	890
85232963	Magnetic tape > 65mm; other video tapes; unrecorded	-	36	-	3
85232971	Magnetic discs; unrecorded; computer hard disks and diskettes	100	550	5.007	95.705
85232979	Magnetic discs; unrecorded; other than computer hard disks and diskettes	158	2.487	851	4.828
85232981	Magnetic discs; recorded; used for reproducing phenomena other than sound or image; suitable for computer use	-	38	-	5.026
85232982	Magnetic discs; recorded; used for reproducing phenomena other than sound or image; not suitable for computer use	1	21	150	1.550
85232983	Recorded magnetic discs for reproducing representations of instructions, data, sound and image, recorded in a machine readable binary form, and capable of being manipulated or providing interactivity to a user, by means of an automatic data processing machine; proprietary format storage (recorded) media	-	1	-	10
85232989	Recorded magnetic discs for other purpose	0	0	7	7
85232991	Other unrecorded magnetic media of a kind suitable for computer use	-	10	-	10

Tabel 3 : Ekspor Indonesia menurut Komoditi ( Kode HS 8 digit )

Juli 2023

Kode H S	Uraian golongan barang	Berat bersih (Kg)		Nilai F.O.B. ( U S \$ )	
		Bulan ini	Kumulatif	Bulan ini	Kumulatif
		(1)	(2)	(3)	(4)
85232993	Other recorded magnetic media for reproducing phenomena other than sound or image of a kind suitable for computer use	-	4	-	40
85232999	Other recorded magnetic media for other purpose	-	6	-	349
85234110	Unrecorded optical media of a kind suitable for computer use	-	172	-	4.780
85234190	Unrecorded optical media of a kind not suitable for computer use	70	1.036	10.620	63.022
85234911	Of a kind used for reproducing phenomena other than sound or image parts and accessories of machines for sawing monocrystal semiconductor boules into slices, or wafers into chips	-	34	-	195
85234913	Disc for laser reading systems for reproducing sound only for other purpose other than for educational, technical, scientific, historical or cultural	60	355	4.036	24.698
85234914	Disc for laser reading systems for reproducing representations of instructions, data, sound and image, recorded in a machine readable binary form, and capable of being manipulated or providing interactivity to a user, by means of an automatic data processing machine; proprietary format storage (recorded) media	15	72	143	2.912
85234915	Oth discs for laser reading system,containing cinematographic movies oth than newsreels/travelogues/technical/scientific/other documentary movies	-	37	-	87.172
85234919	Disc for laser reading systems for other purpose	-	69	-	2.142
85234993	Oth recorded optical media for reproducing representations of instructions/data/sound/image,recorded in a machine readable binary form,capable of being manipulated or providing interactivity, of an auto data processing machine	-	312	-	7.202
85234999	Other recorded optical media for other purpose	19	187	5.668	20.249
85235111	Of a kind suitable for computer use parts and accessories of machines for sawing monocrystal semiconductor boules into slices, or wafers into chips	67	223	156.331	612.731
85235119	Unrecorded Solid-state non-volatile storage devices of a kind not suitable for computer use	28	235	1.228	71.975
85235121	Recorded Solid-state non-volatile storage devices for reproducing phenomena other than sound or image of a kind suitable for computer use	2	61	644	18.031
85235129	Recorded Solid-state non-volatile storage devices for reproducing phenomena other than sound or image of a kind not suitable for computer use	-	19	-	1.952
85235130	Recorded Solid-state non-volatile storage devices for reproducing representations of instructions, data, sound and image, recorded in a machine readable binary form, and capable of being manipulated or providing interactivity to a user, by means of an automatic data processing machine; proprietary format storage (recorded) media	19	265	21.759	150.742
85235199	Recorded Solid-state non-volatile storage devices for other purpose	4	74	230	11.045
85235200	Semiconductor media; "Smart cards"	37.538	159.500	2.764.119	14.912.323
85235910	Semiconductor media; proximity cards and tags	1.875	13.922	2.963	89.342
85235921	Semiconductor media; unrecorded; of a kind suitable for computer use	-	6	-	56.682
85235929	Semiconductor media; unrecorded; other than a kind suitable for computer use	-	7	-	19.536
85235930	Semiconductor media; recorded; of a kind used for reproducing phenomena other than sound or image	-	0	-	4

**Tabel 3 : Ekspor Indonesia menurut Komoditi ( Kode HS 8 digit )**

**Juli 2023**

Kode H S	Uraian golongan barang	Berat bersih (Kg)		Nilai F.O.B. ( U S \$ )	
		Bulan ini	Kumulatif	Bulan ini	Kumulatif
		(1)	(2)	(3)	(4)
85235940	Semiconductor media; recorded; for reproducing representations of instructions/data/sound/image, recorded in a machine readable binary form, capable of being manipulated/providing interactivity to a user, of an automatic data processing machine; proprietary format storage media	-	0	-	238
85235990	Other semiconductor media	251	657	11.432	27.199
85238040	Gramophone records	2	26	100	372
85238051	Other media for recording of sound or of other phenomena, unrecorded, of a kind suitable for computer use	94	527	4.811	173.883
85238059	Other media for recording of sound or of other phenomena, unrecorded, of a kind not suitable for computer use	5	36	8.504	10.359
85238091	Parts and accessories of a kind used for reproducing phenomena other than sound or image	60	418	105	43.820
85238092	Oth media for recording of sound/phenomena,recorded,for reproducing representations of instructions/data/sound/image, recorded in a machine readable binary form, and capable of being manipulated or providing interactivity,of an auto data processing machine	-	62	-	784
85238099	Other media for recording of sound or of other phenomena for other purpose	141	3.017	3.496	192.207
85241100	Flat panel display modules of liquid crystals, whether or not incorporating touch-sensitive screens; without drivers or control circuits	514	4.791	34.773	437.716
85241200	Flat panel display modules of organic light-emitting diodes (OLED), whether or not incorporating touch-sensitive screens; without drivers or control circuits	-	14	-	7.289
85241900	Flat panel display modules of other than liquid crystal and OLED, whether or not incorporating touch-sensitive screens; without drivers or control circuits	1	1	559	559
85249100	Flat panel display modules of liquid crystals, whether or not incorporating touch-sensitive screens; with drivers or control circuits	1.159.277	6.948.643	18.732.636	106.034.188
85249200	Flat panel display modules of organic light-emitting diodes (OLED), whether or not incorporating touch-sensitive screens; with drivers or control circuits	146.712	576.433	7.972.838	32.253.584
85249900	Flat panel display modules of other than liquid crystal and OLED, whether or not incorporating touch-sensitive screens; with drivers or control circuits	75	200	154	6.562
85255000	Transmission apparatus for radio-broadcasting or television, not incorporating reception apparatus or sound recording or reproducing apparatus	2	251	356	13.593
85256000	Transmission apparatus for radio-broadcasting or television, incorporating reception apparatus or sound recording or reproducing apparatus	-	1.177	-	67.075
85258110	Video camera recorders; high-speed goods as specified in Subheading Note 1 to this Chapter	1.269	8.448	959.468	5.981.605
85258120	Television cameras; high-speed goods as specified in Subheading Note 1 to this Chapter	239	323	21.459	23.538
85258190	Digital cameras; high-speed goods as specified in Subheading Note 1 to this Chapter	796	23.227	34.538	990.536
85258210	Video camera recorders; radiation-hardened or radiation-tolerant goods as specified in Subheading Note 2 to this Chapter	12	127	503	5.031
85258220	Television cameras; radiation-hardened or radiation-tolerant goods as specified in Subheading Note 2 to this Chapter	-	7	-	35
85258290	Digital cameras; radiation-hardened or radiation-tolerant goods as specified in Subheading Note 2 to this Chapter	1.567	1.602	377.714	417.274
85258310	Video camera recorders; night vision goods as specified in Subheading Note 3 to this Chapter	318	574	6.115	8.353

Tabel 3 : Ekspor Indonesia menurut Komoditi ( Kode HS 8 digit )

Juli 2023

Kode H S	Uraian golongan barang	Berat bersih (Kg)		Nilai F.O.B. ( U S \$ )	
		Bulan ini	Kumulatif	Bulan ini	Kumulatif
		(1)	(2)	(3)	(4)
85258320	Television cameras; night vision goods as specified in Subheading Note 3 to this Chapter	-	35	-	74
85258390	Digital cameras; night vision goods as specified in Subheading Note 3 to this Chapter	231	416	118.569	254.728
85258910	Video camera recorders; other than high-speed goods & radiation-hardened or radiation-tolerant goods & night vision goods as specified in Subheading Note 1-3 to this Chapter	234	3.937	60.442	229.762
85258920	Television cameras; other than high-speed goods & radiation-hardened or radiation-tolerant goods & night vision goods as specified in Subheading Note 1-3 to this Chapter	1.198	8.673	46.134	412.546
85258930	Web cameras	36.968	235.705	4.294.200	29.756.867
85258990	Digital cameras; other than high-speed goods & radiation-hardened or radiation-tolerant goods & night vision goods as specified in Subheading Note 1-3 to this Chapter	23.437	124.489	8.825.726	40.319.953
85261010	Radar apparatus, ground based, or of a kind for use in civil aircraft, or of a kind used solely on sea-going vessels	29	2.064	2.312	48.873
85261090	Radar apparatus of a kind used for military purpose	74	5.998	2.035	206.239
85269110	Radio navigational aid apparatus of a kind for use in civil aircraft, or of a kind used solely on sea-going vessels	-	24.608	-	2.761.444
85269190	Radio navigational aid apparatus, of a kind used for military purpose	52.412	254.712	5.848.135	27.132.352
85269200	Radio remote control apparatus	14.171	78.318	747.063	4.997.792
85271200	Pocket-size radio cassette-players	30.836	75.174	992.938	2.333.865
85271310	Portable radio-broadcast receivers capable of operating without an external source of power, combined with sound recording or reproducing apparatus; other than pocket-size radio cassette-players	-	205	-	2.344
85271390	Nonportable radio-broadcast receivers capable of operating without an external source of power; combined with sound recording or reproducing apparatus	5	21	10	5.051
85271920	Portable radio-broadcast receivers capable of operating without an external source of power, not combined with sound recording or reproducing; other than pocket-size radio cassette-player	35.062	223.433	605.672	3.908.587
85271990	Nonportable radio-broadcast receivers capable of operating without an external source of power, not combined with sound recording or reproducing	-	1.590	-	43.131
85272110	Radio-broadcast receivers combined with sound recording/reproducing apparatus, used in motor vehicles, capable of receiving & decoding digital radio data system signals	104.038	684.283	5.243.447	34.727.534
85272190	Radio-broadcast receivers combined with sound recording/reproducing apparatus, used in motor vehicles; not capable of receiving & decoding digital radio data system signals	11.804	115.065	612.809	6.236.655
85272900	Radio-broadcast receivers not capable of operating without an external source of power, used in motor vehicles, not combined with sound recording or reproducing apparatus	3.103	27.921	185.087	1.705.639
85279190	Nonportable radio-broadcast receivers not capable of operating without an external source of power, of a kind not used in motor vehicles, combined with sound recording or reproducing apparatus	-	90	-	10.977
85279290	Not mains operated radio-broadcast receivers not capable of operating without an external source of power, not combined with sound recording or reproducing apparatus but combined with a clock	-	1	-	48
85279990	Not mains operated reception apparatus for radio-broadcasting, not elsewhere classified in 8527	4	15	38	1.044

**Tabel 3 : Ekspor Indonesia menurut Komoditi ( Kode HS 8 digit )**

**Juli 2023**

Kode H S	Uraian golongan barang	Berat bersih (Kg)		Nilai F.O.B. ( U S \$ )	
		Bulan ini	Kumulatif	Bulan ini	Kumulatif
		(1)	(2)	(3)	(4)
85284200	Cathode-ray tube monitors; capable of directly connecting to and designed for use with an automatic data processing machine of heading 8471	8	307	10	3.773
85284910	Colour cathode-ray tube monitors; not capable of directly connecting to and designed for use with an automatic data processing machine of heading 8471	1.914	37.159	31.021	289.031
85284920	Monochrome cathode-ray tube monitors; not capable of directly connecting to and designed for use with an automatic data processing machine of heading 8471	-	29	-	6.159
85285200	Monitors other than cathode-ray tube, capable of directly connecting to and designed for use with an automatic data processing machine of heading 8471	21.299	360.200	789.142	11.023.971
85285910	Colour monitors other than cathode-ray tube; not capable of directly connecting to and designed for use with an automatic data processing machine of heading 8471	161.150	1.007.326	7.183.648	45.934.385
85285920	Monochrome monitors other than cathode-ray tube; not capable of directly connecting to and designed for use with an automatic data processing machine of heading 8471	4	52	1.096	14.591
85286200	Projectors; capable of directly connecting to and designed for use with an automatic data processing machine of heading 8471	-	86	-	1.750
85286910	Projectors;not capable of directly connect & designed for use w/ an automatic data processing machine of heading 8471; having capability of projecting onto a screen diagonally measuring ≥ 300 inches	914	914	708	708
85286990	Projectors;not capable of directly connect & designed for use w/ an automatic data processing machine of heading 8471; having capability of projecting onto a screen diagonally measuring < 300 inches	4.114	15.454	24.299	148.452
85287111	Mains operated set top boxes which have a communications function for television, not designed to incorporate a video display or screen	131.301	974.439	8.874.938	60.456.640
85287119	Not mains operated set top boxes which have a communications function for television, not designed to incorporate a video display or screen	35.906	395.312	4.029.590	47.501.479
85287191	Mains operated reception apparatus for television, not designed to incorporate a video display or screen, other than set top boxes which have a communications function	-	18.777	-	780.439
85287199	Not mains operated reception apparatus for television, not designed to incorporate a video display or screen, other than set top boxes which have a communications function	2	480	373	90.833
85287210	Battery operated monitors for colour television, designed to incorporate a video display or screen	-	104	-	1.405
85287292	Liquid crystal devices (LCD), light-emitting diodes (LED) and other flat panel display type for colour television; designed to incorporate a video display or screen	3.397.000	24.810.602	76.843.273	541.326.961
85287299	Monitors for colour television oth than cathode-ray tube, LCD, LED, and other flat panel display type; designed to incorporate a video display or screen	239	4.959	3.339	36.891
85287300	Monitors for monochrome television	3.564	15.964	39.297	494.028
85291021	Parabolic aerial reflector dishes for television reception and parts thereof	320	4.931	815	7.978
85291029	Parabolic aerial reflector dishes for direct broadcast multi- media systems other than for television reception, and parts thereof	2.085	16.607	212.320	1.683.033
85291030	Telescopic, rabbit and dipole antennae for television or radio receivers; parts suitable for use therewith	194.923	822.447	1.273.282	6.993.924
85291040	Aerial filters and separators; parts suitable for use therewith	159	368	3.411	7.231
85291060	Feed horns (wave guide) aerials; parts suitable for use therewith	159	178	1.568	8.458

Tabel 3 : Ekspor Indonesia menurut Komoditi ( Kode HS 8 digit )

Juli 2023

Kode H S	Uraian golongan barang	Berat bersih (Kg)		Nilai F.O.B. ( U S \$ )	
		Bulan ini	Kumulatif	Bulan ini	Kumulatif
		(1)	(2)	(3)	(4)
85291093	Aerials & aerial reflectors oth than parabolic/telescopic/aerial filters & separators/feed horns, of a kind used with transmission apparatus for radio-broadcasting; parts suitable for use therewith	-	19.799	-	183.129
85291094	Aerials & aerial reflectors oth than parabolic/telescopic/aerial filters & separators/feed horns, of a kind used with transmission apparatus for television; parts suitable for use therewith	-	17	-	11.715
85291099	Aerials&aerial reflectors oth than parabolic/telescopic/aerial filter & separator/feed horn,used w/ transmission apparatus oth than for radio-broadcasting/television;parts suitable for use therewith	1.622	8.964	131.035	649.933
85299020	Parts of decoders	1.214	6.834	89.079	417.050
85299040	Parts of digital cameras or video camera recorders	87	2.057	206.132	402.718
85299051	Printed circuit boards, assembled; for goods of subheading 852550 or 852560	-	5	-	419
85299052	Printed circuit boards, assembled; for goods of subheading 852713, 852719, 852721, 852729, 852791 or 852799	61.135	450.480	2.444.984	18.392.507
85299053	Printed circuit boards, assembled, for flat panel displays	109.373	718.291	7.229.103	49.861.957
85299054	Printed circuit boards, assembled, for television receivers	4.175	48.713	4.452	67.337
85299055	Printed circuit boards, assembled; for goods of heading 8528; other than for flat panel displays or television receivers	29	515	445	10.696
85299059	PCB, assembled; other than for goods of subheading 852550,852560,852713,852719,852721,852729,852791,852799,8528	1.350	3.115	79.840	665.911
85299091	Parts for television receivers other than aerial and PCB	70.679	407.461	2.337.184	18.795.843
85299094	Parts for flat panel display other than aerial and PCB	548.842	4.107.192	3.825.358	42.359.272
85299099	Parts suitable for use solely or principally with the apparatus of headings 8524 to 8528; other than aerials and PCB, not for television receivers or flat panel display	39.851	287.067	414.486	5.050.665
85308000	Electrical signalling, safety or traffic control equipment for roads, inland waterways, parking facilities, port installations or airfields (other than those of heading 8608)	51.154	51.806	40.142	45.590
85309000	Part of electrical signalling, safety or traffic control equipment for railways, tramways, roads, inland waterways, parking facilities, port installations or airfields (oth than heading 8608)	76	207	7.624	9.704
85311010	Burglar alarms	3.734	121.467	473.998	17.236.060
85311020	Fire alarms	-	96	-	548
85311030	Smoke alarms; portable personal alarms (shrill alarms)	7	63	84	6.271
85311090	Alarms except burglar or fire alarms or smoke alarm; portable personal alarm (shrill alarms)	27.245	230.445	1.147.880	9.672.148
85312000	Indicator panels incorporating liquid crystal devices (LCD) or light-emitting diodes (LED)	2.660	27.439	184.402	1.939.663
85318011	Eletronic door bells and other door sound signalling apparatus	3	8	161	283
85318019	Electronic bells and other sound signalling apparatus other than door bells	4.502	30.663	220.097	1.586.401
85318029	Flat panel displays (including electro-luminescence, plasma and other technologies) other than vacuum fluorescent display panels	-	6	-	2.042
85318090	Electric sound or visual signalling apparatus (bells, sirens), other than electronic bells or flat panel displays	47.800	397.818	1.973.410	10.920.300
85319010	Part of electric sound or visual signalling apparatus, including printed circuit assemblies of subheading 853120, 85318021 or 85318029	-	59	-	143
85319030	Part of electric sound signalling other than door bells or door sound signalling apparatus	-	27	-	245
85319090	Part of visual signalling apparatus	7.097	56.739	130.314	1.099.450

Tabel 3 : Ekspor Indonesia menurut Komoditi ( Kode HS 8 digit )

Juli 2023

Kode H S	Uraian golongan barang	Berat bersih (Kg)		Nilai F.O.B. ( U S \$ )	
		Bulan ini	Kumulatif	Bulan ini	Kumulatif
		(1)	(2)	(3)	(4)
85321000	Electrical capacitors, fixed, designed for use in 50/60 Hz circuits and having a reactive power handling capacity of not less than 05 kvar (power capacitors)	8	19.690	32	91.447
85322100	Tantalum capacitors	11.490	74.334	11.754.544	67.558.912
85322200	Aluminium electrolytic capacitors	746.999	5.092.165	22.535.827	158.048.097
85322300	Ceramic dielectric, single layer capasitors	43.326	339.870	816.326	6.608.902
85322400	Ceramic dielectric, multilayer capacitors	254	7.668	23.245	608.557
85322500	Dielectric of paper or plastics capasitors	2.156	15.703	184.047	1.114.865
85322900	Electrical capacitors, fixed, other than tantalum or aluminium electrolytic or ceramic dielectric or dielectric of paper/plastics	70.646	580.097	15.412.719	74.273.940
85323000	Variable or adjustable (pre-set) capacitors	338	2.076	6.022	44.717
85329000	Parts of electrical capacitors, fixed, variable or adjustable (pre-set)	9	11.611	7.292	139.396
85331010	Electrical resistors, fixed carbon, composition or film type; surface mounted	43.818	229.764	255.506	3.209.022
85331090	Electrical resistors, fixed carbon, composition or film type; non surface mounted	5	157	1.476	66.529
85332100	Electrical resistors, fixed non carbon resistors; for a power handling capacity ≤ 20 W	238.988	1.470.855	8.867.641	58.542.806
85332900	Electrical resistors, fixed non carbon resistors; for a power handling capacity > 20 W	446	9.768	9.569	242.411
85333100	Wirewound variable resistors, including rheostats and potentiometers; for a power handling capacity ≤ 20 W	-	11	-	5.304
85333900	Wirewound variable resistors, including rheostats and potentiometers; for a power handling capacity > 20 W	5	1.341	1.828	3.632
85334000	Variable resistors other than wirewound, including rheostats and potentiometers	58.199	385.841	1.414.997	9.262.925
85339000	Parts electrical resistors (including rheostats and potentiometers), other than heating resistors.	223	1.480	92.249	648.928
85340010	Printed circuits, single-sided	85.907	714.172	1.773.189	11.987.614
85340020	Printed circuits, double-sided	830	10.054	1.216.043	5.898.996
85340030	Printed circuits, multi-layer	439	70.320	112.943	18.380.143
85340090	Printed circuits, other than single/double-sided or multi-layer	26.359	131.452	1.290.460	24.265.001
85351000	Fuses, for a voltage > 1,000 volts	58	579	894	20.961
85352190	Automatic circuit breakers other than moulded case type or earth leakage circuit breaker, for a voltage > 1kV but < 725 kV	877	5.384	108.440	288.741
85352990	Automatic circuit breakers other than earth leakage circuit breaker, for a voltage ≥ 725 kV	-	985	-	9.335
85353011	Isolating switches and make-and-break switches, disconnectors having a voltage > 1 kV but < 36 kV	-	17	-	438
85353019	Isolating switches and make-and-break switches, disconnectors having a voltage of ≥ 36 kV but ≤ 40 kV	250	686	11.500	36.900
85353090	Isolating switches and make-and-break switches, suitable for a voltage > 40 kV but < 66 kV	26	25.840	69	280.506
85354000	Lightning arresters, voltage limiters and surge suppressors, for a voltage > 1,000 volts	22.872	34.060	201.715	2.141.400
85359010	Bushing assemblies and tap changer assemblies for electricity distribution or power transformers, for a voltage > 1,000 volts	1	12.485	265	457.440
85359020	Change-over switches of a kind used for starting electric motors; for a voltage > 1,000 volts	-	16	-	260
85359090	Electrical apparatus for switching or protecting electrical circuits, or for making connections to or in electrical circuits, for a voltage > 1,000 volts, not elsewhere clasified in heading 8535	31.534	164.974	58.265	615.668
85361011	Thermal fuses; glass type fuses, suitable for use in electric fans, for a voltage ≤ 1,000 volts	0	3	7	444
85361012	Thermal fuses; glass type fuses, not suitable for use in electric fans, for a current < 16 A and voltage ≤ 1,000 volts	413	1.993	18.469	71.763

Tabel 3 : Ekspor Indonesia menurut Komoditi ( Kode HS 8 digit )

Juli 2023

Kode H S	Uraian golongan barang	Berat bersih (Kg)		Nilai F.O.B. ( U S \$ )	
		Bulan ini	Kumulatif	Bulan ini	Kumulatif
(1)	(2)	(3)	(4)	(5)	(6)
85361013	Fuse blocks, of a kind used for motor vehicles, for a voltage ≤ 1,000 volts	60	5.985	1.424	79.169
85361019	Thermal fuses; glass type fuses, voltage ≤ 1,000 volts, not elsewhere classified or include in subheading 853610	15.323	170.253	1.381.869	7.340.216
85361091	Fuses other than thermal; glass type fuses, suitable for use in electric fans, for a voltage ≤ 1,000 volts	-	125	-	241
85361092	Fuses other than thermal fuses and glass type fuses; not suitable for use in electric fans; for a current less than 16 A and voltage not exceeding 1,000 volts	19	101	771	4.352
85361093	Fuse blocks other than thermal and glass type fuse, of a kind used for motor vehicles; for a voltage not exceeding 1,000 volts	43	231	1.258	6.269
85361099	Fuses other than thermal fuses and glass type fuses, voltage ≤ 1,000 volts, not elsewhere classified or include in subheading 853610	2.311	7.897	65.729	254.493
85362011	Automatic circuit breakers, moulded case type, for a voltage ≤ 1,000 volts and current < 16 A	2.515	9.454	21.425	90.788
85362012	Automatic circuit breakers, moulded case type, for a voltage ≤ 1,000 volts and current ≥ 16 A but ≤ 32 A	2.339	3.455	20.105	34.158
85362013	Automatic circuit breakers, moulded case type, for a voltage ≤ 1,000 volts and current > 32 A but ≤ 1,000 A	1.210	10.841	17.664	203.668
85362019	Automatic circuit breakers, moulded case type, for a voltage ≤ 1,000 volts and current > 1,000 A	7.668	77.803	1.050.127	7.716.694
85362020	Automatic circuit breakers; non moulded case type, of a kind incorporated into electro-thermic domestic appliances of heading 8516; for a voltage ≤ 1,000 volts;	13	1.211	433	48.993
85362091	Automatic circuit breakers, non-moulded case type; not incorporated into electro-thermic domestic appliances of heading 8516; for a current < 16 A and voltage ≤ 1,000 volts;	-	24	-	24
85362099	Automatic circuit breakers, non-moulded case type, not incorporated into electro-thermic domestic appliances of heading 8516; for a current ≥ 16 A and voltage ≤ 1,000 volts;	468	3.476	54.928	335.245
85363010	Lightning arresters for protecting electrical circuits, for a voltage ≤ 1,000 volts	1	4	315	1.686
85363020	Electrical apparatus for protecting electrical circuits other than fuses or automatic circuit breakers, of a kind used in radio equipment or in electric fans, for a voltage ≤ 1,000 volts	-	325	-	4.172
85363090	Electrical apparatus for protecting electrical circuits oth than fuses or auto circuit breakers; except lightning arresters or of a kind used in radio equipment/in electric fans; voltage ≤1,000 volts	216.734	842.999	2.329.298	11.664.855
85364110	Digital relays; for a voltage ≤ 60 V	6.456	41.991	179.534	1.076.895
85364120	Relays of a kind used in radio equipment; for a voltage ≤ 60 V	-	3	-	150
85364130	Relays of a kind used in electric fans; for a voltage ≤ 60 V	-	330	-	503
85364140	Relays other than digital relays or of a kind used in radio equipment/electric fans, for a current < 16 A and voltage ≤ 60 V	2.821	22.517	243.634	1.548.413
85364191	Semiconductor or electro-magnetic relays of voltage ≤ 28 V	60.665	409.440	2.240.894	14.735.834
85364199	Semiconductor or electro-magnetic relays of voltage > 28 V but ≤ 60 V	16.957	157.482	731.554	13.308.885
85364910	Digital relays; for a voltage exceeding 60 V but not exceeding 1,000 V	174	1.001	8.972	42.723
85364990	Relay other than digital; for a voltage exceeding 60 V but not exceeding 1,000 V	291.493	2.570.589	6.921.758	63.832.966
85365020	Over-current and residual-current automatic switches, for a voltage not exceeding 1,000 volts	15.771	154.084	303.507	3.127.904
85365032	Switches for electric fans; power switches for radio receivers; for a voltage ≤ 1,000 volts	1	1	824	824



Tabel 3 : Ekspor Indonesia menurut Komoditi ( Kode HS 8 digit )

Juli 2023

Kode H S	Uraian golongan barang	Berat bersih (Kg)		Nilai F.O.B. ( U S \$ )	
		Bulan ini	Kumulatif	Bulan ini	Kumulatif
		(1)	(2)	(3)	(4)
85365033	High inrush switches; power switches for TV; rotary, slide, see-saw & magnetic switches for AC; commutators for stoves & ranges; microphone switches; current capacity <16 A & voltage ≤1 kV	333	1.436	6.032	33.132
85365039	High inrush switches; power switches for TV; rotary, slide, see-saw & magnetic switches for AC; commutators for stoves & ranges; microphone switches; current capacity ≥16 A & voltage ≤1 kV	666	4.816	105.463	343.688
85365040	Miniature switches suitable for use in rice cookers or toaster ovens, a voltage not exceeding 1,000 volts	-	21	-	642
85365051	Insulated thyristor AC switches; electronics switches, consisting of chip-on-chip technology, voltage ≤ 1,000 V; electro-mechanical snap-action switches for current < 16 A	2.647	44.677	15.603	99.936
85365059	Insulated thyristor AC switches; electronics switches, consisting of chip-on-chip technology, voltage ≤ 1,000 V; electro-mechanical snap-action switches for current ≥ 16 A but ≤ 11 A	38	2.872	4.692	75.128
85365061	Make-and-break switches of a kind used in domestic electrical wiring, voltage ≤ 500 V & rated current carrying capacity < 16 A	4.640	35.954	219.223	1.620.384
85365069	Make-and-break switches of a kind used in domestic electrical wiring, voltage ≤ 500 V & rated current carrying capacity ≥ 16 A but ≤ 20 A	20	25.255	21	30.561
85365095	Change-over switches of a kind used for starting electric motors; fuse switches, voltage ≤ 1,000 V	364	3.147	13.718	104.053
85365096	Electrical apparatus for switching or protecting electrical circuits n.e.c. in subheading 853650, voltage ≤ 1,000 V & current < 16 A, not suitable for use in electric fans & starting motors	63.022	386.877	3.227.910	25.240.724
85365099	Electrical apparatus for switching or protecting electrical circuits n.e.c. in subheading 853650, voltage ≤ 1,000 V & current ≥ 16 A, not suitable for use in electric fans & starting motors	210.205	1.549.014	8.919.897	62.502.284
85366111	Lamp-holders of a kind used for compact lamps or halogen lamps, for a current < 16 A and voltage ≤ 1,000 volts	-	205	-	1.275
85366119	Lamp-holders of a kind used for compact lamps or halogen lamps, for a current ≥ 16 A and voltage ≤ 1,000 volts	-	29	-	1.697
85366191	Lamp-holders not used for compact lamps or halogen lamps; for a current < 16 A and voltage ≤ 1,000 volts	21	1.304	996	20.983
85366199	Lamp-holders not used for compact lamps or halogen lamps; for a current ≥ 16 A and voltage ≤ 1,000 volts	176	1.066	596	53.178
85366910	Telephone plugs, for a voltage ≤ 1,000 volts	10	101	832	33.877
85366923	Audio/video sockets and cathode ray tube sockets for television or radio receivers, current ≤ 15 A and voltage ≤ 1,000 volts	-	11	-	464
85366924	Audio/video sockets and cathode ray tube sockets for television or radio receivers, current > 15 A but < 16 A and a voltage ≤ 1,000 volts	-	3	-	35
85366929	Audio/video sockets and cathode ray tube sockets for television or radio receivers, current ≥ 16 A and voltage ≤ 1,000 volts	0	3.454	44	49.868
85366932	Sockets and plugs for co-axial cables and printed circuits, current < 16 A and voltage ≤ 1,000 volts	146	2.379	7.906	335.068
85366939	Sockets and plugs for co-axial cables and printed circuits, current ≥ 16 A and voltage ≤ 1,000 volts	1.672	47.752	66.774	2.170.209
85366992	Plugs and sockets not for telephone or television or radio receivers or co-axial cables and printed circuits; for a current < 16 A and voltage ≤ 1,000 volts	275	10.351	16.424	192.254
85366999	Plugs and sockets not for telephone or television or radio receivers or co-axial cables and printed circuits; for a current of ≥ 16 A and voltage ≤ 1,000 volts	123.199	674.631	4.424.391	22.482.026

Tabel 3 : Ekspor Indonesia menurut Komoditi ( Kode HS 8 digit )

Juli 2023

Kode H S	Uraian golongan barang	Berat bersih (Kg)		Nilai F.O.B. ( U S \$ )	
		Bulan ini	Kumulatif	Bulan ini	Kumulatif
(1)	(2)	(3)	(4)	(5)	(6)
85367010	Connectors for optical fibres, optical fibre bundles or cables, of ceramics, for a voltage not exceeding 1,000 volts	1.494	19.123	54.085	792.504
85367090	Connectors for optical fibres, optical fibre bundles or cables, of other than ceramics or copper, for a voltage not exceeding 1,000 volts	2.284	11.959	312.291	1.914.074
85369012	Connection and contact elements for wires and cables; contact probes for wafer, for a current of less than 16 A and voltage not exceeding 1,000 volts	10	2.527	1.221	95.428
85369019	Connection and contact elements for wires and cables; contact probes for wafer, for a current of 16 A or more and voltage not exceeding 1,000 volts	35.537	209.363	1.625.764	7.964.365
85369022	Junction boxes, for a current of less than 16 A and voltage not exceeding 1,000 volts	-	22	-	5.295
85369029	Junction boxes, for a current of 16 A or more and voltage not exceeding 1,000 volts	1.525	13.493	46.325	668.335
85369032	Cable connectors consisting of a jack plug, terminal with or without pin, connector, or adaptor for co-axial cable, for a current of less than 16 A and voltage not exceeding 1,000 volts;	19.623	168.694	1.975.843	15.697.943
85369039	Cable connectors consisting of a jack plug, terminal with or without pin, connector, or adaptor for co-axial cable, for a current of 16 A or more and voltage not exceeding 1,000 volts;	219.976	1.240.254	4.041.507	26.327.549
85369040	Battery clamps, of a kind used for motor vehicles of heading 8702, 8703, 8704 or 8711, for a voltage not exceeding 1,000 volts	387	863	19.633	41.716
85369094	Electrical apparatus for making connections to or in electrical circuits not elsewhere classified in 8536, for a current < 16 A and voltage ≤ 1,000 volts	6.404	87.356	113.599	1.757.813
85369099	Electrical apparatus for making connections to or in electrical circuits not elsewhere specified in 8536, for a current ≥ 16 A and voltage ≤ 1,000 volts	104.659	740.211	7.437.299	48.827.625
85371011	Control panels of a kind suitable for use in distributed control systems, for a voltage ≤ 1,000 V	1.742	20.201	54.159	2.322.008
85371012	Control panels fitted with a programmable processor, for a voltage ≤ 1,000 V	82	870	6.313	117.678
85371013	Control panels oth than a kind of for use in distributed control systems or fitted with programmable processor, suitable for goods of heading 8415, 8418, 8450, 8508, 8509 or 8516, voltage ≤ 1,000 V	3.755	26.292	272.256	1.939.209
85371019	Switchboards for a voltage ≤ 1,000 V	46.979	274.159	1.394.171	9.458.933
85371020	Distribution boards (including back panels and back planes) for use solely or principally with goods of heading 8471, 8517 or 8525, for a voltage ≤ 1,000 V	43.910	114.007	969.937	3.322.121
85371030	Programmable logic controllers for automated machines for transport, handling and storage of dies for semiconductor devices, for a voltage ≤ 1,000 V	1.274	4.046	555.943	2.049.111
85371040	Motor controllers with output rating of 24 V to 120 V DC and with ampere rating of 300 A to 500 A, voltage ≤ 1,000 V	2.421	31.223	124.530	1.463.291
85371091	Board,panel,console,desk,cabinet oth than switchboard & control panel/distribution board/programmable logic controller/motor controller; used in radio equipment/in electric fan; voltage ≤ 1,000 V	3.121	66.861	1.055.914	11.967.934
85371092	Board,panel,console,desk,cabinet oth than switchboard & control panel/distribution board/programmable logic controller/motor controller;suitable use in distributed control systems;voltage ≤ 1,000 V	3.007	17.403	680.188	3.551.134
85371099	Board,panel,console,desk,cabinet oth than switchboard & control panel/distribution board/programmable logic controller/motor controller not elsewhere classified in subheading 853710; voltage ≤ 1,000 V	221.033	1.902.934	14.402.025	112.514.386

Tabel 3 : Ekspor Indonesia menurut Komoditi ( Kode HS 8 digit )

Juli 2023

Kode H S	Uraian golongan barang	Berat bersih (Kg)		Nilai F.O.B. ( U S \$ )	
		Bulan ini	Kumulatif	Bulan ini	Kumulatif
		(1)	(2)	(3)	(4)
85372011	Switchboards, incorporating electrical instruments for breaking, connecting or protecting electrical circuits for a voltage 66 kV or more	-	49.280	-	772.318
85372019	Switchboards; incorporating electrical instruments for breaking, connecting or protecting electrical circuits, for a voltage exceeding 1 kV but less than 66 kV	-	1.033	-	3.943
85372029	Control panels, incorporating electrical instruments for breaking, connecting or protecting electrical circuits for a voltage exceeding 1 kV but less than 66 kV	4	6	215	478
85372090	Boards, panels, consoles, desks, cabinets & other bases, not elsewhere clasified in subheading 853720, for a voltage exceeding 1,000 V	250.966	1.157.511	6.440.064	29.902.840
85381011	Parts of programmable logic controllers for automated machines for transport, handling and storage of dies for semiconductor devices, for a voltage not exceeding 1,000 V	740	901	7.628	18.707
85381019	Part of board,panel,console,desk,cabinet & oth base for good of head 8537,not equipped w/ their apparatus oth than part of programmable logic controller/a kind used in radio equipment,voltage ≤1,000 V	5.105	63.886	527.072	3.161.027
85381021	Parts of programmable logic controllers for automated machines for transport, handling and storage of dies for semiconductor devices, for a voltage exceeding 1,000 V	-	3	-	4.200
85381029	Parts of board,panel,console,desk,cabinet&oth base for good of head 8537,not equipped w/ their apparatus oth than part of programmable logic controller/a kind used in radio equipment,voltage > 1,000 V	291	19.784	131.699	2.077.499
85389011	Parts suitable for use solely or principally with goods of HS. 85366910, 85369012 or 85369019; voltage ≤ 1,000 V	30.926	56.159	1.507.383	2.285.107
85389012	Parts suitable for use solely or principally with goods of HS. 85365051, 85365059, 85366932 or 85366939; voltage ≤ 1,000 V	21.013	121.284	593.613	4.014.327
85389013	Parts suitable for use solely or principally with goods of HS. 85371020; voltage ≤ 1,000 V	32.955	239.343	3.847.267	21.573.444
85389019	Parts suitable use solely/principally w/ apparatus of subhead 8535, 8536 or 8537; oth than HS. 85366910, 85369012, 85369019, 85365051, 85365059, 85366932, 85366939, or 85371020; voltage ≤ 1,000 V	191.183	921.475	5.199.677	67.001.041
85389020	Parts suitable for use solely or principally with the apparatus of subheading 8535, 8536 or 8537 equipped with their apparatus, voltage > 1,000 V	10.527	107.858	249.406	4.499.038
85391010	Sealed beam lamp units; for motor vehicles of Chapter 87	8.461	33.242	189.218	696.606
85391090	Sealed beam lamp units; other than for motor vehicles of Chapter 87	3.663	11.518	71.670	299.105
85392120	Tungsten halogen; of a kind used in medical equipment	183	1.824	6.219	48.810
85392130	Tungsten halogen; of a kind used for motor vehicles	184	1.790	1.128	25.729
85392140	Reflector lamp bulbs of tungsten halogen, not used in medical equipment or motor vehicles	21	24	24	77
85392190	Tungsten halogen other than reflector lamp bulbs tungsten halogen or of a kind used in medical equipment or motor vehicles	102	671	997	17.452
85392231	Reflector lamp bulbs excluding reflector lamp bulbs of tungsten halogen, of a kind used in decorative illumination, power ≤ 60 W and voltage > 100 V	2	473	4	16.292
85392232	Reflector lamp bulbs excluding reflector lamp bulbs of tungsten halogen, of a kind used in decorative illumination, power > 60 W but ≤ 200 W and voltage > 100 V	-	13	-	30
85392233	Reflector lamp bulbs excluding reflector lamp bulbs of tungsten halogen, for domestic lighting, power ≤ 200 W and voltage >100 V	9.018	36.073	138.668	593.453
85392239	Reflector lamp bulbs excluding reflector lamp bulbs of tungsten halogen, not used in decorative illumination or domestic lighting, power ≤ 200 W and voltage >100 V	8	5.096	60	26.208

Tabel 3 : Ekspor Indonesia menurut Komoditi ( Kode HS 8 digit )

Juli 2023

Kode H S	Uraian golongan barang	Berat bersih (Kg)		Nilai F.O.B. ( U S \$ )	
		Bulan ini	Kumulatif	Bulan ini	Kumulatif
		(1)	(2)	(3)	(4)
85392291	Filament lamps, excluding sealed beam unit, ultra-violet/infra-red lamps, tungsten halogen, and reflector lamp bulbs, used in decorative illumination, power ≤ 60 W & voltage > 100 V	9	15	60	70
85392293	Filament lamps, excluding sealed beam unit, ultra-violet/infra-red lamps, tungsten halogen, and reflector lamp bulbs, for domestic lighting, power ≤ 200 W & voltage > 100 V	-	26	-	1.055
85392299	Filament lamps, exclud sealed beam unit, ultra-violet/infra-red lamp, tungsten halogen & reflector lamp bulb, not used for domestic lighting & decorative illumination, power >60 W but ≤200 W & >100 V	34	1.045	176	34.542
85392920	Filament lamps, excluding sealed beam units, ultra-violet/infra-red lamps, and tungsten halogen, used for motor vehicles; power > 200 W and voltage ≤ 100 V	3.781	73.324	45.707	764.773
85392930	Reflector lamp bulbs, excluding sealed beam units, ultra-violet/infra-red lamps, and tungsten halogen, not used in medical equipment or motor vehicles; power > 200 W and voltage ≤ 100 V	638	12.903	1.616	26.177
85392941	Flashlight bulbs; miniature indicator bulbs, rated up to 225 V, of a kind suitable for medical equipment,	183	318	5.317	10.120
85392949	Flashlight bulbs; miniature indicator bulbs, rated up to 225 V, of a kind not suitable for medical equipment,	-	71	-	148
85392960	Filament lamps, exclud sealed beam units, ultra-violet/infra-red lamps, or tungsten halogen or flashlight bulbs; miniature indicator bulbs; capacity ≤ 200 W and voltage ≤ 100 V	5	1.252	234	16.198
85392990	Filament lamps, exclud sealed beam units, ultra-violet/infra-red lamps, or tungsten halogen or flashlight bulbs; miniature indicator bulbs, capacity > 300 W	173	1.187	11.287	39.820
85393120	Discharge lamps, other than UV lamps, straight tubes for other fluorescent lamps; fluorescent hot cathode	45	193	280	1.582
85393130	Discharge lamps, other than UV lamps, Compact hot cathode fluorescent lamps with built-in ballast	13	111	283	2.032
85393190	Discharge lamps, oth than UV lamps; fluorescent hot cathode; not elsewhere classified in subheading 853931	4.147	90.382	5.110	155.860
85393200	Mercury or sodium vapour lamps; metal halide lamps	38	51	12.124	12.664
85393910	Discharge lamps, other than UV lamps; tubes for compact fluorescent lamps, other than fluorescent, hot cathode or mercury or sodium vapour lamps; metal halide lamps	-	128	-	120.298
85393920	Discharge lamps, other than UV lamps; cold cathode fluorescent lamps (CCFLs) for backlighting of flat panel displays	114	140	1.901	1.993
85393990	Discharge lamps, other than UV lamps; fluorescent, cold cathode; not elsewhere classified in 853939	749	9.563	121.678	2.097.003
85394100	Arc-lamps	4.797	30.426	2.504.547	20.185.085
85394900	Ultra-violet or infra-red lamps	1.381	10.373	10.363	141.148
85395100	Light-emitting diode (LED) modules	801	1.416	39.389	82.152
85395210	Light-emitting diode (LED) lamps, equipped with screw bases	74	2.373	1.303	36.807
85395290	Light-emitting diode (LED) lamps, not equipped with screw bases	319	34.059	18.525	634.512
85399010	Parts of aluminium end caps for fluorescent lamps; aluminium screw caps for incandescent lamps	-	132	-	291
85399020	Parts of electric filament or discharge lamps, oth than aluminium end caps for fluorescent lamps; aluminium screw caps for incandescent lamps; suitable for lamps of motor vehicles	829	2.853	932	18.477
85399090	Parts of electric filament/discharge lamps oth than aluminium end caps for fluorescent lamps; aluminium screw caps for incandescent lamps; not suitable for motor vehicles lamps/of subhead 85395100,	1.657	8.358	97.345	2.355.957
85404090	Data/graphic display tubes, monochrome	-	4.320	-	41.312
85407100	Magnetrons	-	7	-	147

**Tabel 3 : Ekspor Indonesia menurut Komoditi ( Kode HS 8 digit )**

**Juli 2023**

Kode H S	Uraian golongan barang	Berat bersih (Kg)		Nilai F.O.B. ( U S \$ )	
		Bulan ini	Kumulatif	Bulan ini	Kumulatif
(1)	(2)	(3)	(4)	(5)	(6)
85407900	Microwave tubes other than magnetrons( for example, klystrons, travelling wave tubes, carcinotrons), excluding grid-controlled tubes	-	40	-	11.985
85408100	Receiver or amplifier valves and tubes	1	10	19	243
85408900	Thermionic, cold cathode or photo-cathode valves and tubes not elsewhere classified in 8540	34	54	98.549	98.863
85409900	Part of thermionic, cold cathode or photo-cathode valves and tubes other than cathode-ray tubes	4	271	120	30.165
85411000	Diodes, other than photosensitive or light-emitting diodes (LED)	4.354	62.918	1.145.351	18.743.886
85412100	Transistors, other than photosensitive transistors with a dissipation rate of less than 1 W	1.697	13.278	162.086	1.097.528
85412900	Transistors, other than photosensitive transistors without a dissipation rate of less than 1 W	4.400	16.937	631.508	4.023.788
85413000	Thyristors, diacs and triacs, other than photosensitive devices	-	59	-	2.066
85414100	Light-emitting diodes (LED), whether or not assembled with other light-emitting diodes (LED)	3.095	15.746	883.437	2.195.789
85414200	Photovoltaic cells not assembled in modules or made up into panels	41.793	185.837	4.788.700	21.816.188
85414300	Photovoltaic cells assembled in modules or made up into panels	2.544.281	16.465.145	14.776.999	114.571.545
85414900	Photosensitive semiconductor devices, other than LED and photovoltaic cells whether or not assembled in modules or made up into panels	20.220	658.619	1.633.235	13.087.095
85415100	Semiconductor-based transducers	13	22	1.573	17.196
85415900	Semiconductor devices other than semiconductor-based transducers	1.592	5.039	2.496.996	14.079.639
85416000	Mounted piezo-electric crystals	2.682	19.002	4.547.843	31.088.989
85419000	Part of semiconductor devices or photosensitive semiconductor devices or light-emitting diodes (LED) or mounted piezo-electric crystals	150	104.671	125.043	1.579.636
85423100	Electronic integrated circuits: processors and controllers, whether or not combined with memories, converters, logic circuits, amplifiers, clock and timing circuits, or other circuits	56.864	377.075	25.607.928	156.269.128
85423200	Electronic integrated circuits: memories	1.249	8.921	3.189.475	12.026.646
85423300	Electronic integrated circuits: amplifiers	794	19.146	328.874	2.935.612
85423900	Electronic integrated circuits other than processors and controllers or memories or amplifiers	62.401	413.258	31.665.647	186.027.985
85429000	Part of electronic integrated circuits	28.158	281.813	41.933.211	107.957.496
85431000	Electrical machines and apparatus, having individual functions, particle accelerators	-	2	-	306
85432000	Electrical machines and apparatus, having individual functions, signal generators	4.764	23.647	482.213	3.218.415
85433099	Machines and apparatus for electroplating, electrolysis or electrophoresis, not elsewhere classified in subheading 854330	1	2.489	260	122.646
85434000	Electronic cigarettes and similar personal electric vaporising devices	9	104.380	1.556	984.451
85437010	Electric fence energisers	5	862	91	25.133
85437021	Cordless infrared remote control devices for video game consoles, other than game controllers of heading 9504	253.128	1.612.592	7.986.556	65.064.670
85437029	Remote control apparatus, other than radio remote control apparatus; other than cordless infrared remote control devices for video game consoles, excluding game controllers of heading 9504	44.942	320.662	1.533.152	11.209.234
85437030	Electrical machines and apparatus with translation or dictionary functions	-	0	-	0

Tabel 3 : Ekspor Indonesia menurut Komoditi ( Kode HS 8 digit )

Juli 2023

Kode H S	Uraian golongan barang	Berat bersih (Kg)		Nilai F.O.B. ( U S \$ )	
		Bulan ini	Kumulatif	Bulan ini	Kumulatif
(1)	(2)	(3)	(4)	(5)	(6)
85437040	Equipment for removal of dust particles/elimination of electrostatic charge during the manufacture of PCB/PWB/PCBA; machine for curing material by ultra-violet light for the manufacture of PCB/PWB/PCBA	3	48	163	69.191
85437050	Microwave amplifiers; digital flight-data recorders; portable battery operated electronic reader for recording and reproducing text, still image or audio file	-	15	-	36
85437060	Digital signal processing apparatus capable of connect to a wired/wireless network for the mixing of sound; articles specifically designed for connect to telegraphic or telephonic apparatus/networks	-	78	-	99.789
85437090	Electrical machines and apparatus, having individual functions, not specified or included elsewhere in subheading 8543	874.091	6.358.099	127.798.105	1.310.358.123
85439020	Parts of goods of subheading 85433020	-	1	-	10
85439040	Parts of goods of subheading 85437040	-	1	-	166
85439090	Parts of electrical machines and apparatus, having individual functions other than of goods of subheading 854310 or 854320, 85433020, 85437030, and 85437040	36.335	304.909	7.564.391	52.587.261
85441120	Winding wire of copper with an outer coating or covering of paper, textiles or poly(vinyl chloride)	2.444.490	7.821.845	20.609.955	79.501.946
85441130	Winding wire of copper with an outer coating of lacquer	-	80	-	1.082
85441140	Winding wire of copper with an outer coating of enamel	251.378	2.003.239	2.607.969	21.224.975
85441190	Winding wire of copper without an outer coating or covering of paper, textiles or PVC, lacquer, and enamel	13.764	96.332	227.991	1.479.149
85441900	Winding wire of other than copper	29.151	317.309	1.545.402	14.584.829
85442011	Insulated cable fitted with rubber or plastics, for a voltage not exceeding 66 kV	1.209	13.396	24.245	317.654
85442019	Insulated cable fitted other than with rubber or plastics, for a voltage not exceeding 66 kV	133.468	731.789	1.408.715	8.645.737
85442021	Insulated cable not fitted with rubber or plastics, for a voltage not exceeding 66 kV	11	177	4.391	20.556
85442029	Insulated cable not fitted other than with rubber or plastics, for a voltage not exceeding 66 kV	6.910	55.107	262.473	1.744.578
85442031	Insulated cable fitted with rubber or plastics, for a voltage exceeding 66 kV	-	63	-	60
85442039	Insulated cable fitted other than with rubber or plastics, for a voltage exceeding 66 kV	4.557	41.850	27.201	147.545
85442049	Insulated cable not fitted other than with rubber or plastics, for a voltage exceeding 66 kV	962	5.365	8.402	26.740
85443012	Wiring harnesses for motor vehicles, insulated with rubber or plastics, of a kind used for vehicles of heading 8702, 8703, 8704 or 8711	1.520.649	10.903.184	29.752.689	223.997.680
85443013	Wiring harnesses for motor vehicles, insulated with rubber or plastics, of a kind not used for vehicles of heading 8702, 8703, 8704 or 8711	725.115	5.034.162	18.787.860	139.180.380
85443014	Wiring harnesses for motor vehicles, insulated other than with rubber or plastics, of a kind used for vehicles of heading 8702, 8703, 8704 or 8711	450	3.904	2.519	28.466
85443019	Wiring harnesses for motor vehicles, insulated other than with rubber or plastics, of a kind used not for vehicles of heading 8702, 8703, 8704 or 8711	1.356.458	9.036.772	29.674.103	204.617.252
85443091	Ignition wiring sets and other wiring sets of a kind used in vehicles other than motor vehicles, aircraft, ships; insulated with rubber or plastics	13.389	45.571	93.165	278.037
85443099	Ignition wiring sets and other wiring sets of a kind used in vehicles other than motor vehicles, aircraft, ships; insulated not with rubber or plastics	843	10.179	50.013	306.513
85444211	Submarine telephone cables; submarine telegraph cables; submarine radio relay cables, fitted with connectors, for a voltage ≤ 80 V	-	4.517	-	178.163

Tabel 3 : Ekspor Indonesia menurut Komoditi ( Kode HS 8 digit )

Juli 2023					
Kode H S	Uraian golongan barang	Berat bersih (Kg)		Nilai F.O.B. ( U S \$ )	
		Bulan ini	Kumulatif	Bulan ini	Kumulatif
(1)	(2)	(3)	(4)	(5)	(6)
85444213	Electric conductors insulated with rubber, plastics or paper; fitted with connectors, used for telecommunications, voltage ≤ 80 V, other than submarine telephone/telegraph/radio relay cables	23.208	128.079	530.299	4.802.819
85444219	Electric conductors, fitted with connectors, used for telecommunications, voltage ≤ 80 V; not insulated with rubber, plastics or paper; other than submarine telephone/telegraph/radio relay cables	156.997	1.039.784	3.252.280	24.237.611
85444221	Submarine telephone cables; submarine telegraph cables; submarine radio relay cables, fitted with connectors, voltage > 80 V but ≤ 1,000 V	1	17.619	0	267.581
85444223	Electric conductors insulated with rubber, plastics/paper; fitted with connectors, used for telecommunications, voltage > 80 V but ≤ 1,000 V, oth than submarine telephone/telegraph/radio relay cables	1.301	7.249	359.851	1.977.717
85444229	Electric conductors, fitted with connector, used for telecommunication, voltage >80 V but ≤1,000 V; not insulated with rubber/plastics/paper; oth than submarine telephone/telegraph/radio relay cables	45.670	444.690	873.617	6.988.811
85444232	Battery cables, fitted with connectors, isulated with rubber or platics, for vehicles of heading 8702, 8703, 8704 or 8711; voltage ≤ 1,000 V	-	79	-	1.321
85444233	Battery cables, fitted with connectors, isulated with rubber or platics, other than for vehicles heading 8702, 8703, 8704 or 8711; voltage ≤ 1,000 V	54	733	3.338	37.931
85444239	Battery cables, fitted with connectors, not isulated with rubber or platics, for vehicles other than heading 8702, 8703, 8704 or 8711; voltage ≤ 1,000 V	17	490	960	14.742
85444291	Flat data cables having two lines or more, fitted with connectors, insulated with rubber, plastics or paper; voltage ≤ 1,000 V	113	261	731	1.970
85444292	Flat data cables having two lines or more, fitted with connectors, not insulated with rubber, plastics or paper; voltage ≤ 1,000 V	33	336	124	4.276
85444294	Electric cables insulated with plastics, of which each core having diameter ≤ 5 mm; fitted with connectors, voltage ≤ 1,000 V	47.808	136.801	188.145	913.310
85444295	Electric cables insulated with plastics, of which each core having diameter > 5 mm but ≤ 195 mm; fitted with connectors, voltage ≤ 1,000 V	2.952	22.438	66.212	504.888
85444296	Electric cables insulated with plastics > 195 mm, fitted with connectors; voltage ≤ 1,000 V; other than battery cables, not for communications	10.389	53.518	152.570	1.169.706
85444297	Electric cables insulated with rubber or paper, fitted with connectors; voltage ≤ 1,000 V; other than battery cables, not for communications	137.592	959.615	1.657.478	10.566.690
85444299	Electric conductors, fitted with connectors; voltage ≤ 1,000 V; not used for telecommunications other than battery cables	596.778	3.805.077	10.134.697	65.399.183
85444911	Submarine telephone cables; submarine telegraph cables; submarine radio relay cables, not fitted with connectors, for a voltage ≤ 80 V	-	12	-	81
85444913	Electric conductors insulated with rubber, plastics or paper; not fitted with connectors, used for telecommunications, voltage ≤ 80 V, other than submarine telephone/telegraph/radio relay cables;	-	2.740	-	34.394
85444919	Electric conductors, not fitted with connectors, used for telecommunications, voltage ≤ 80 V; insulated not with rubber/ plastics/paper; other than submarine telephone/telegraph/radio relay cables	4.791	23.772	494.513	1.990.665

**Tabel 3 : Ekspor Indonesia menurut Komoditi ( Kode HS 8 digit )**

**Juli 2023**

Kode H S	Uraian golongan barang	Berat bersih (Kg)		Nilai F.O.B. ( U S \$ )	
		Bulan ini	Kumulatif	Bulan ini	Kumulatif
		(1)	(2)	(3)	(4)
85444921	Shielded wire of a kind used in the manufacture of automotive wiring harnesses, not fitted with connectors, voltage ≤ 80 V	45.140	110.160	441.581	1.931.700
85444922	Electric cables insulated with plastics, each core having D ≤ 195 mm, not fitted with connectors, voltage ≤ 80 V, not used for telecommunications other than manufacture automotive wiring harnesses	6.661	601.935	18.830	1.878.372
85444923	Electric cables insulated with plastics, each core having D > 195 mm, not fitted with connectors, voltage ≤ 80 V, not used for telecommunications other than manufacture automotive wiring harnesses	4	41	261	2.164
85444929	Electric conductors other than electric cables, insulated not with rubber, plastics or paper, not fitted with connectors, not used for telecommunications, voltage ≤ 80 V	300	13.551	3.886	159.300
85444932	Electric conductors insulated with plastics, not fitted with connectors, used for telecommunications, voltage > 80 V but ≤ 1,000 V, other than submarine telephone/telegraph/radio relay cables	44	187	725	13.177
85444939	Electric conductors, not fitted w/ connector, used for telecommunication, voltage > 80 V but ≤ 1,000 V; not insulated w/ rubber/plastics/paper, other than submarine telephone/telegraph/radio relay cable	1.795.818	10.847.181	14.413.650	88.766.702
85444941	Cables insulated with plastics, not used for telecommunications, not fitted with connectors, voltage > 80 V but ≤ 1,000 V	35.295	103.597	202.584	927.040
85444942	Cables insulated with rubber, plastics or paper, not fitted with connectors, use for telecommunications, voltage > 80 V but ≤ 1,000 V; other than cables insulated with plastics	-	5.251	-	27.381
85444949	Electric conductors, not fitted w/ connectors, not use for telecommunication, voltage > 80 V but ≤ 1,000 V, other than cables insulated with plastics, rubber, plastics/paper	18.837	183.404	186.150	1.965.470
85446011	Cables insulated with plastics, of which each core having diameter of less than 227 mm, voltage > 1 kV but ≤ 36 kV	3.339	3.339	36.025	36.025
85446012	Cables insulated with rubber, plastics or paper, of which each core having diameter ≥ 227 mm, voltage > 1 kV but ≤ 36 kV	-	6.170	-	71.190
85446019	Electronics conductors other than cables insulated with rubber, plastics or paper, voltage exceeding 1 kV but not exceeding 36 kV	555.869	2.535.064	3.299.768	16.456.447
85446022	Cables insulated with rubber, plastics or paper, of which each core having diameter ≥ 227 mm, voltage > 36 kV but ≤ 66 kV	123.041	123.041	622.059	622.059
85446029	Electronics conductors other than cables insulated with rubber, plastics or paper, voltage > 36 kV but ≤ 66 kV	-	17.106	-	2.171.988
85446039	Electronics conductors not insulated with rubber, plastics or paper, voltage exceeding 66 kV	15.163	119.119	113.000	1.465.827
85447010	Submarine telephone cables; submarine telegraph cables; submarine radio relay cables	38.200	295.421	125.070	1.393.101
85447090	Optical fibre cables other than submarine telephone cables; submarine telegraph cables; submarine radio relay cables	115.413	882.037	1.811.704	15.405.720
85451100	Carbon electrodes with or without metal, of a kind used for furnaces	139.679	198.280	256.000	357.392
85451900	Carbon electrodes with or without metal, of a kind used for electrical purpose other than furnaces	170.069	987.085	355.226	2.699.281
85452000	Carbon brushes with or without metal, of a kind used for electrical purposes	21	754	569	5.610
85459000	Lamp carbons, battery carbons and other articles of graphite or other carbon, with or without metal, of a kind used for electrical purposes	50.153	313.897	1.050.819	7.009.781
85461000	Electrical insulators of glass	3.422	26.908	1.479	11.161
85462010	Transformer bushings and circuit breaker insulators of ceramics	22	616	536	49.392



**Tabel 3 : Ekspor Indonesia menurut Komoditi ( Kode HS 8 digit )**

**Juli 2023**

Kode H S	Uraian golongan barang	Berat bersih (Kg)		Nilai F.O.B. ( U S \$ )	
		Bulan ini	Kumulatif	Bulan ini	Kumulatif
		(1)	(2)	(3)	(4)
85462090	Electrical isolators other than transformer bushings and circuit breaker insulators of ceramics	2.560	7.699	4.464	13.104
85469000	Electrical insulators of any material other than of glass or of ceramics	37.365	214.743	298.754	1.849.740
85471000	Insulating fittings for electrical machines, of ceramics, other than insulators of heading 8546	-	30	-	1.131
85472000	Insulating fittings for electrical machines, of plastics, other than insulators of heading 8546	2.853	10.554	71.392	296.298
85479090	Appliances/equipment, being fittings wholly of insulating material apart from any minor components of metal, incorporated during moulding solely for assembly, other than insulators of heading 8546	1.775	16.286	20.462	285.973
85480000	Electrical parts of machinery or apparatus, not specified or included elsewhere in this Chapter	11	147.256	131	768.757
85491119	Lead acid scrap storage batteries, drained or undrained; not used in aircraft, other than subheading 85071092, 85071095, 85072094 or 85072095	-	60	-	25
85491210	Waste and scrap of primary cells and primary batteries, containing lead, cadmium or mercury	-	3	-	2
85491390	Spent primary cells, spent primary batteries and spent electric accumulators, sorted by chemical type and not containing lead, cadmium or mercury	5	5	450	450
85491910	Electrical and electronic waste and scrap of primary cells and primary batteries, other than clasified in subheading 854911-854914	28	1.111	260	1.704
85491990	Spent primary cells, spent primary batteries and spent electric accumulators, other than clasified in subheading 854911-854914	-	112	-	140
85492900	Electrical&electronic waste&scrap,used for recovery of precious metal,not have primary cells/batteri,electric accumulator,mercury-switch,glass from CRT/electronic part have cadmium,mercury, lead/PCBs	78.061	431.140	1.151.986	6.078.014
85493100	Electrical&electronic waste&scrap,used for oth electrical&electronic assemblies&PCB,have primary cells/batteri,electric accumulator,mercury-switch,glass from CRT/electronic part have cadmium,mercury, lead/PCBs	746	843	673.284	673.359
85493900	Electrical&electronic waste&scrap,used for oth electrical&electronic assemblies&PCB,not have primary cells/batteri,electric accumulator,mercury-switch,glass from CRT/electronic part have cadmium,mercury, lead/PCBs	-	1	-	121
85499190	Electrical&electronic waste&scrap have primary cell/batteri, electric accumulator,mercury-switch,or electric/electronic part have cadmium,mercury,lead/PCBs; not used recovery precious metal & PCB	-	1	-	170
85499900	Electrical and electronic waste and scrap, not elsewhere clasified in heading 8549	-	12	-	49
86029000	Rail locomotives; locomotive tenders, power from internal source of electricity or not by electric accumulators, other than diesel-electric locomotives	-	29.140	-	4.500
86050000	Railway or tramway passenger coaches, not self-propelled; luggage vans, post office coaches and other special purpose railway or tramway coaches, not self-propelled (excluding those of heading 8604)	-	2.269.300	-	10.258.213
86071900	Axles and wheels, including parts thereof and parts of bogies or bissel bogies	570.659	3.440.967	926.719	5.611.337
86072100	Air brakes and parts thereof	-	131	-	835
86072900	Brakes other than air brakes and parts thereof	-	0	-	343
86079100	Parts of railway or tramway of locomotives, other than bogies, bissel-bogies, axles and wheels, brakes, and parts thereof	1.444	5.776	27.962	87.350

Tabel 3 : Ekspor Indonesia menurut Komoditi ( Kode HS 8 digit )

Juli 2023

Kode H S	Uraian golongan barang	Berat bersih (Kg)		Nilai F.O.B. ( U S \$ )	
		Bulan ini	Kumulatif	Bulan ini	Kumulatif
		(1)	(2)	(3)	(4)
86079900	Parts of railway or tramway of rolling-stock, other than bogies, bissel-bogies, axles and wheels, brakes, and parts thereof	31.018	198.230	759.121	4.659.470
86080090	Non electro-mechanical signalling, safety or traffic control equipment for railways, tramways, roads, inland waterways, parking facilities, port installations or airfields	441	1.666	6.984	26.384
86090010	Containers of base metal (including containers for the transport of fluids) specially designed and equipped for carriage by one or more modes of transport	518.080	3.637.916	175.083	1.142.840
86090090	Containers of non-base metal (including containers for the transport of fluids) specially designed and equipped for carriage by one or more modes of transport	15.231	189.362	18.819	360.509
87011011	Single axle tractors for agricultural use; of a power ≤ 225 kW, whether or not electrically operated	880	53.271	3.000	198.605
87011019	Single axle tractors not for agricultural use; of a power ≤ 225 kW, whether or not electrically operated	-	150.218	-	131.854
87011099	Single axle tractors not for agricultural use; of a power > 225 kW, whether or not electrically operated	-	5.720	-	32.400
87012110	Road tractors for semi-trailers with only compression-ignition internal combustion piston engine (diesel or semi-diesel), CKD	-	330	-	700
87012190	Road tractors for semi-trailers with only compression-ignition internal combustion piston engine (diesel or semi-diesel), not CKD	543	693	2.600	3.950
87012490	Road tractors for semi-trailers with only electric motor for propulsion, not CKD	-	105	-	250
87013000	Track-laying tractors	-	2.473	-	24.000
87019110	Agricultural tractors, of an engine power not exceeding 18 kW	93.450	418.637	1.005.792	4.454.437
87019190	Tractors for oth than agricultural, of an engine power not exceeding 18 kW	22	22	154	154
87019210	Agricultural tractors, of an engine power exceeding 18 kW but not exceeding 37 kW	265.185	2.077.522	2.530.971	20.135.936
87019310	Agricultural tractors, of an engine power exceeding 37 kW but not exceeding 75 kW	68.423	629.369	618.472	5.531.998
87019390	Tractors for oth than agricultural, of an engine power exceeding 37 kW but not exceeding 75 kW	-	250	-	300
87019510	Agricultural tractors, of an engine power exceeding 130 kW	-	1.094	-	7.899
87019590	Tractors for oth than agricultural, of an engine power exceeding 130 kW	-	63	-	155
87021010	Motor cars (including stretch limousines), for the transport of ≥ 10 persons, including driver, with only engine (diesel or semi-diesel); CKD	-	5.130	-	27.945
87021041	Motor coaches, buses or minibuses, of a gvw ≥ 6 t but ≤ 18 t, for the transport of ≥ 10 persons, including driver, with only engine (diesel or semi-diesel); CKD	-	58.000	-	243.160
87021050	Vans for the transport of ≥ 10 persons, including driver, with only engine (diesel or semi-diesel); CKD	935	1.038	10.560	12.160
87021060	Motor cars (including stretch limousines ), for the transport of ≥ 10 persons, including driver; with only engine (diesel or semi-diesel); not CKD	332.400	1.263.820	4.126.450	15.725.309
87021099	Vans , for the transport of >10 persons, including driver; of a gvw ≤ 24 t, with only engine (diesel or semi-diesel); not CKD	2.600	23.560	16.000	132.777
87022022	Motor coaches, buses or minibuses, for the transport of ≥ 30 persons, of a gvw of ≥ 6 t but ≤ 18 t, hybrid electric and engine (diesel or semi-diesel) for propulsion, CKD	-	6.000	-	45.466
87023010	Motor cars (incl stretch limousines), for the transport of > 10 persons, incl driver; with hybrid spark-ignition internal combustion piston engine and electric motor as motors for propulsion, CKD	-	34.500	-	149.750
87031090	Vehicles specially designed for travelling on snow	16.415	240.905	60.720	1.249.619

Tabel 3 : Ekspor Indonesia menurut Komoditi ( Kode HS 8 digit )

Juli 2023

Kode H S	Uraian golongan barang	Berat bersih (Kg)		Nilai F.O.B. ( U S \$ )	
		Bulan ini	Kumulatif	Bulan ini	Kumulatif
(1)	(2)	(3)	(4)	(5)	(6)
87032121	Motor cars (incl station wagon & sports car,but excl van, sedan, motor-homes, ambulance, ATV, or Go-kart),4 WD; w/ only spark-ignition internal combustion piston engine,cylinder capacity ≤1,000 cc,CKD	-	7.935	-	66.663
87032129	Motor car (incl station wagon & sports car,but excl van, sedan, motor-homes, ambulance, ATV, or Go-kart),not 4 WD,w/ only spark-ignition internal combustion piston engine, cylinder capacity ≤1,000 cc,CKD	-	79.329	-	471.081
87032159	Motor cars (incl station wagon & sports car,but excl van, sedan, motor-homes, ambulance, ATV, Go-kart),not 4 WD,w/ only spark-ignition internal combustion piston engine,cylinder capacity ≤1,000 cc,not CKD	4.731.115	32.589.177	49.648.107	328.378.708
87032191	Three-wheeled vehicles, with only spark-ignition internal combustion piston engine, of a cylinder capacity ≤ 1,000 cc, not CKD	412.690	4.127.320	2.423.132	24.088.757
87032217	Sedan, with only spark-ignition internal combustion piston engine, of a cylinder capacity > 1,000 cc but ≤ 1,500 cc, CKD	3.497	5.447	9.700	32.936
87032229	Motor cars (including station wagons and sports cars, not including vans), of 4 WD, with only spark-ignition internal combustion piston engine, of a cylinder capacity > 1,000 cc but ≤ 1,500 cc, CKD	6.310	84.062	109.359	575.690
87032247	Sedan, with only spark-ignition internal combustion piston engine, of a cylinder capacity > 1,000 cc but ≤ 1,500 cc, not CKD	2.650	2.650	39.273	39.273
87032251	Motor cars (including station wagons and sports cars, not incl vans), of 4 WD, with only spark-ignition internal combustion piston engine, of a cylinder capacity > 1,000 cc but ≤ 1,500 cc, not CKD	-	5.100	-	34.748
87032259	Motor cars (including station wagons and sports cars, not incl vans), of 4 WD, with only spark-ignition internal combustion piston engine, of a cylinder capacity > 1,000 cc but ≤ 1,500 cc, not CKD	34.641.796	135.543.757	340.721.883	1.271.161.498
87032290	Vans, with only spark-ignition internal combustion piston engine, of a cylinder capacity > 1,000 cc but ≤ 1,500 cc, not CKD	2.261.060	24.002.250	21.931.361	233.593.770
87032321	Sedan, with only spark-ignition internal combustion piston engine, of a cylinder capacity > 1,500 cc but ≤ 1,800 cc, CKD	901	2.601	2.500	5.268
87032323	Sedan, with only spark-ignition internal combustion piston engine, of a cylinder capacity > 2,000 cc but ≤ 2,500 cc, CKD	-	12.070	-	80.730
87032324	Sedan, with only spark-ignition internal combustion piston engine, of a cylinder capacity > 2,500 cc, CKD	901	901	2.500	2.500
87032336	Motor cars (incl station wagons and sports cars, not incl vans), not 4WD, with only spark-ignition internal combustion piston engine, of a cylinder capacity > 2,000 cc; CKD	-	3.200	-	21.740
87032351	Ambulances, with only spark-ignition internal combustion piston engine, of a cylinder capacity > 1,500 cc but ≤ 3,000 cc ; not CKD	2.500	2.500	26.083	26.083
87032364	Motor cars (incl station wagons and sports cars, not incl vans), of 4WD, with only spark-ignition internal combustion piston engine, of a cylinder capacity > 2,500 cc; not CKD	-	3.575.655	-	38.539.615
87032365	Motor cars (incl station wagons and sports cars, not incl vans), not 4 WD, with only spark-ignition internal combustion piston engine, of a cylinder capacity > 1,500 cc but ≤ 1,800 cc; not CKD	-	84.541.743	-	862.271.349
87032366	Motor cars (incl station wagons and sports cars, not incl vans), not 4 WD, with only spark-ignition internal combustion piston engine, of a cylinder capacity > 1,800 cc but ≤ 2,000 cc; not CKD	1.595	1.575.620	17.181	17.022.609
87032367	Motor cars (incl station wagons and sports cars, not incl vans), not 4 WD, with only spark-ignition internal combustion piston engine, of a cylinder capacity > 2,000 cc but ≤ 2,500 cc; not CKD	1.533.673	4.350.063	18.805.118	49.139.923

Tabel 3 : Ekspor Indonesia menurut Komoditi ( Kode HS 8 digit )

Juli 2023

Kode H S	Uraian golongan barang	Berat bersih (Kg)		Nilai F.O.B. ( U S \$ )	
		Bulan ini	Kumulatif	Bulan ini	Kumulatif
(1)	(2)	(3)	(4)	(5)	(6)
87032368	Motor cars (incl station wagons and sports cars, not incl vans), not 4 WD, with only spark-ignition internal combustion piston engine, of a cylinder capacity > 2,500 cc , not CKD	6.405.565	36.703.650	72.992.356	415.827.373
87032371	Vans, with only spark-ignition internal combustion piston engine, of a cylinder capacity > 1,500 cc but ≤ 1,800 cc; not CKD	508.980	2.208.300	3.008.816	14.004.673
87032415	Sedan, with only spark-ignition internal combustion piston engine, of a cylinder capacity > 3,000 cc; CKD	-	1.340	-	4.853
87032429	Motor cars (including station wagons and sports cars, but not including vans), with only spark-ignition internal combustion piston engine, not of 4 WD, of a cylinder capacity > 3,000 cc; CKD	10.000	13.300	15.000	38.619
87032449	Sedan, not of 4 WD, with only spark-ignition internal combustion piston engine, of a cylinder capacity > 3,000 cc; CKD	-	1.630	-	143.394
87032451	Motor cars (including station wagons and sports cars, but not including vans), of 4 WD, with only spark-ignition internal combustion piston engine, cylinder capacity >3,000 cc; CKD	-	4.097.465	-	51.206.869
87032459	Motor cars (including station wagons and sports cars, but not including vans), of not 4 WD, with only spark-ignition internal combustion piston engine, cylinder capacity >3,000 cc; CKD	-	3.970	-	51.000
87032469	Vans, not of 4 WD, with only spark-ignition internal combustion piston engine, of a cylinder capacity > 3,000 cc; CKD	-	1.440	-	8.333
87033129	Motor cars (including station wagons and sports cars, but not including vans), of not 4 WD, with only engine (diesel or semi-diesel), cylinder capacity ≤ 1,500 cc; CKD	4.500	17.190	7.300	91.387
87033211	Ambulances, with only compression-ignition internal combustion piston engine (diesel or semi-diesel), of a cylinder capacity > 1,500 cc but ≤ 2,500 cc; CKD	-	5.740	-	102.912
87033243	Vans, with only compression-ignition internal combustion piston engine (diesel or semi-diesel), of a cylinder capacity > 2,000 cc; CKD	-	2.000	-	3.500
87033273	Motor cars (including station wagons and sports cars, but not including vans), of 4 WD, with only engine (diesel or semi-diesel), cylinder capacity >2,000 cc; not CKD	-	1.884.580	-	20.835.452
87033276	Motor cars (incl station wagons and sports cars, but not incl vans), of not 4-WD, with only engine (diesel or semi-diesel), of a cylinder capacity > 2,000 cc; not CKD	-	2.481.040	-	24.575.932
87033281	Vans, with only compression-ignition internal combustion piston engine (diesel or semi-diesel), of a cylinder capacity > 1,500 cc but ≤ 1,800 cc; not CKD	-	3.972	-	4.500
87033340	Vans, with only engine (diesel or semi-diesel), of a cylinder capacity > 2,500 cc; CKD	-	32.830	-	154.345
87033371	Motor cars (incl station wagons and sports cars, but not incl vans), of 4 WD, with only engine (diesel or semi-diesel), of a cylinder capacity > 2,500 cc but ≤ 3,000 cc; not CKD	-	4.112.960	-	50.937.323
87033372	Motor cars (incl station wagons and sports cars, but not incl vans), of 4 WD, with only engine (diesel or semi-diesel), of a cylinder capacity > 3,000 cc; not CKD	-	22.500	-	122.886
87033380	Motor cars (incl station wagons and sports cars, but not incl vans), not of 4WD, with only engine (diesel or semi-diesel), of a cylinder capacity > 2,500 cc; not CKD	9.471	176.366	102.796	1.571.866
87033390	Vans, with only engine (diesel or semi-diesel), of a cylinder capacity > 2,500 cc; not CKD	-	2.980	-	21.080
87034042	Hearses, of a cylinder capacity > 1,000 cc but ≤ 1,500 cc, hybrid with spark-ignition engine and electric motor for propulsion, not capable charged by plugg to external source of electric; not CKD	-	12	-	96.621

Tabel 3 : Ekspor Indonesia menurut Komoditi ( Kode HS 8 digit )

Juli 2023

Kode H S	Uraian golongan barang	Berat bersih (Kg)		Nilai F.O.B. ( U S \$ )	
		Bulan ini	Kumulatif	Bulan ini	Kumulatif
		(1)	(2)	(3)	(4)
87034047	Hearses, of a cylinder capacity > 3,000 cc, hybrid with spark-ignition engine and electric motor for propulsion, not capable charged by plugg to external source of electric; not CKD	3.500	90.000	11.880	610.080
87034062	Sedan, of a cylinder capacity > 1,000 cc but ≤ 1,500 cc, hybrid with spark-ignition engine and electric motor for propulsion, not capable charged by plugg to external source of electric; not CKD	-	38.135	-	541.189
87034082	Motor cars (incl station wagon&sports car,excl van),not 4 WD,cylinder capacity>1,000cc but ≤1,500cc,hybrid spark-ignition engine&elect motor for prop,not capable charge by plugg to ext source;not CKD	-	75.650	-	721.512
87034084	Motor cars (incl station wagon&sports car,excl van),not 4 WD,cylinder capacity>1,800cc but ≤2,000cc,hybrid spark-ignition engine&elect motor for prop,not capable charge by plugg to ext source;not CKD	-	994.195	-	14.174.629
87034092	Vans, of a cylinder capacity > 1,000 cc but ≤ 1,500 cc, hybrid with spark-ignition engine and electric motor for propulsion, not capable charged by plugg to external source of electric; not CKD	2.229.550	6.787.199	18.253.409	61.679.165
87038018	Station wagons & sports cars; with only electric motor for propulsion; CKD	1.500	1.500	16.500	16.500
87038098	Station wagons & sports cars; with only electric motor for propulsion; not CKD	303.040	516.590	4.303.173	7.495.366
87039099	Vans, not for prison; not spark or compression-ignition internal combustion piston engine; not electric motor; not CKD	3.200	10.704	23.760	53.041
87041017	Motor vehicles for the transport of goods; dumpers designed for off-highway use; g.v.w. > 24 t & ≤ 45 t; CKD	-	73.190	-	63.648
87041018	Motor vehicles for the transport of goods; dumpers designed for off-highway use; g.v.w. > 45 t; CKD	-	268.000	-	320.000
87041031	Motor vehicles for the transport of goods; dumpers designed for off-highway use; g.v.w. ≤ 5 t; not CKD	-	5.140	-	75.288
87041035	Motor vehicles for the transport of goods; dumpers designed for off-highway use; g.v.w. > 24 t & ≤ 38 t; not CKD	-	70.000	-	20.000
87041036	Motor vehicles for the transport of goods; dumpers designed for off-highway use; g.v.w. > 38 t & ≤ 45 t; not CKD	-	203.180	-	3.258.398
87041037	Motor vehicles for the transport of goods; dumpers designed for off-highway use; g.v.w. > 45 t; not CKD	-	475.280	-	4.090.716
87042112	Pick-up trucks; for the transport of goods, with only diesel or semi-diesel engine; g.v.w. ≤ 5 t; CKD	2.725	23.525	27.720	117.565
87042119	Motor vehicles other than refrigerated lorries, pick-up trucks & three-wheeled vehicles; for the transport of goods, with only diesel or semi-diesel engine; g.v.w. ≤ 5 t; CKD	33.385	1.398.309	114.114	7.888.041
87042122	Refuse/garbage collection vehicles having a refuse compressing device; for the transport of goods, with only diesel or semi-diesel engine; g.v.w. ≤ 5 t; not CKD	-	3.500	-	27.718
87042123	Tanker vehicles; bulk-cement lorries (trucks); for the transport of goods, with only diesel or semi-diesel engine; g.v.w. ≤ 5 t; not CKD	-	57.060	-	3.910
87042124	Armoured cargo vehicles for transporting valuables; for the transport of goods, with only diesel or semi-diesel engine; g.v.w. ≤ 5 t; not CKD	-	105.200	-	789.799
87042126	Pick-up trucks; for the transport of goods, with only diesel or semi-diesel engine; g.v.w. ≤ 5 t; not CKD	2.650	801.854	14.859	5.713.545
87042129	Motor vehicles other than refrigerate, garbage collect, tanker, armoured, hooklift, pick-up, 3-wheeled; for the transport of goods, with only diesel or semi-diesel engine; g.v.w. ≤ 5 t; not CKD	873.850	4.213.472	6.108.103	29.774.020
87042219	Motor vehicles other than refrigerated lorries (trucks); for the transport of goods, with only diesel or semi-diesel engine; g.v.w. > 5 t & ≤ 6 t; CKD	-	11.800	-	112.000

Tabel 3 : Ekspor Indonesia menurut Komoditi ( Kode HS 8 digit )

Juli 2023

Kode H S	Uraian golongan barang	Berat bersih (Kg)		Nilai F.O.B. ( U S \$ )	
		Bulan ini	Kumulatif	Bulan ini	Kumulatif
(1)	(2)	(3)	(4)	(5)	(6)
87042229	Motor vehicles other than refrigerate, garbage collect, tanker, armoured, hooklift; for the transport of goods, with only diesel or semi-diesel engine; g.v.w. > 5 t & ≤ 6 t; not CKD	374.172	1.942.098	1.937.285	11.949.783
87042251	Motor vehicles other than refrigerate, garbage collect, tanker, armoured, hooklift; for the transport of goods, with only diesel or semi-diesel engine; g.v.w. > 6 t & ≤ 10 t; not CKD	-	63.450	-	472.950
87042259	Motor vehicles other than refrigerate, garbage collect, tanker, armoured, hooklift; for the transport of goods, with only diesel or semi-diesel engine; g.v.w. > 10 t & ≤ 20 t; not CKD	-	42.600	-	183.330
87042369	Motor vehicles other than refrigerate, garbage collect, tanker, armoured, hooklift, dumpers; for the transport of goods, with only diesel or semi-diesel engine; g.v.w. > 24 t & ≤ 45 t; not CKD	-	23.000	-	126.410
87043112	Pick-up trucks; for the transport of goods, with only spark-ignition engine; g.v.w. ≤ 5 t; CKD	102.051	314.684	634.024	1.930.596
87043119	Motor vehicles other than refrigerated lorries (trucks), pick-up trucks, three-wheeled vehicles; for the transport of goods, with only spark-ignition engine; g.v.w. ≤ 5 t; CKD	4.350	4.350	19.800	19.800
87043123	Tanker vehicles; bulk-cement lorries (trucks); for the transport of goods, with only spark-ignition engine; g.v.w. ≤ 5 t; not CKD	1.223	1.562	5.103	9.668
87043126	Pick-up trucks; for the transport of goods, with only spark-ignition engine; g.v.w. ≤ 5 t; not CKD	560.280	8.768.340	3.570.594	61.386.295
87043129	Motor vehicles other than refrigerate, garbage collect, tanker, armoured, hooklift, pick-up, 3-wheeled; for the transport of goods, with only spark-ignition engine; g.v.w. ≤ 5 t; not CKD	1.309.558	11.749.624	11.572.671	103.190.048
87043292	Motor vehicles other than refrigerated lorries (trucks); for the transport of goods, with only spark-ignition engine; g.v.w. > 45 t; CKD	36.000	453.698	664.446	3.675.151
87045283	Tanker vehicles; bulk-cement lorries (trucks); for goods, with spark-ignition engine & electric motor can be charge; g.v.w. > 24 t & ≤ 45 t; not CKD	-	4	-	935
87049092	Motor vehicles for the transport of goods; not spark or compression-ignition internal combustion piston engine; not electric motor; g.v.w. > 5 t & ≤ 10 t; not CKD	49.760	135.071	110.743	315.474
87051000	Crane lorries	-	25.000	-	36.660
87053000	Fire fighting vehicles	-	154.000	-	2.172.884
87054000	Concrete-mixer lorries	200	8.548	200	39.350
87060011	Chassis fitted with engines; for vehicles of heading 8701; for agricultural tractors	-	2.470	-	11.014
87060022	Chassis fitted with engines; for vehicles of heading 8702; for motor cars including coaches, buses, minibuses or vans; g.v.w. ≤ 24 t	-	193.598	-	1.857.932
87060033	Chassis fitted with engines; for vehicles of heading 8703; for motor cars (including station wagons and sports cars, but not including vans)	-	11.700	-	145.287
87060039	Chassis fitted with engines; for vehicles of heading 8703; other than for go-karts, golf cars, ambulances, station wagons, sports cars, snow vehicles	-	34	-	40
87060041	Chassis fitted with engines; for vehicles of heading 8704; g.v.w. ≤ 24 t	-	12.000	-	67.700
87060050	Chassis fitted with engines; for vehicles of heading 8705	-	210	-	920
87071010	Bodies (including cabs); for the vehicles of heading 8703; for go-karts and golf cars (including golf buggies) and similar vehicles	-	1	-	25
87071090	Bodies (including cabs); for the vehicles of heading 8703; other than for go-karts, golf cars, ambulances, snow vehicles	123.997	707.782	1.704.969	8.996.436
87079011	Bodies (including cabs); for vehicles of heading 8701; driver's cabin for vehicles of subheading 870120	-	450	-	4.500

Tabel 3 : Ekspor Indonesia menurut Komoditi ( Kode HS 8 digit )

Juli 2023

Kode H S	Uraian golongan barang	Berat bersih (Kg)		Nilai F.O.B. ( U S \$ )	
		Bulan ini	Kumulatif	Bulan ini	Kumulatif
		(1)	(2)	(3)	(4)
87079019	Bodies (including cabs); for vehicles of heading 8701; other than driver's cabin for vehicles of subheading 870120	4	4	8	8
87079021	Bodies (including cabs); for vehicles of heading 8702; for motor cars (including stretch limousines but not including coaches, buses, minibuses or vans)	-	30	-	6
87079090	Bodies (including cabs); for vehicles of heading 8704; other than driver's cabin for vehicles of subheading 870120	411.077	1.506.643	2.723.503	8.465.319
87081010	Bumpers and parts thereof; for vehicles of heading 8701	1.921	16.411	81.492	445.395
87081090	Bumpers and parts thereof; other than for vehicles of heading 8701	377.881	2.170.680	2.453.329	17.267.906
87082100	Safety seat belts; for vehicles of headings 8701 to 8705	38.468	255.908	365.036	2.394.321
87082210	Front windcreens (windshields), rear windows and other windows specified in subheading note 1 to this chapter; for vehicles of heading 8701	260	818	1.275	4.010
87082220	Front windcreens (windshields), rear windows and other windows specified in subheading note 1 to this chapter; for vehicles of heading 8703	38.517	351.611	531.118	3.668.840
87082230	Front windcreens (windshields), rear windows and other windows specified in subheading note 1 to this chapter; for vehicles of heading 8702, 8704 or 8705	227.940	707.176	1.468.569	5.265.866
87082911	Components of door trim assemblies; for vehicles of heading 8701	995	11.845	6.187	93.515
87082915	Components of door trim assemblies; door armrests for vehicles of heading 8703	8.667	53.102	259.977	1.500.761
87082916	Components of door trim assemblies; other than door armrests for vehicles of heading 8703	171.914	1.528.875	1.582.737	14.333.782
87082917	Components of door trim assemblies; for vehicles of subheading 870410	2	8	29	159
87082918	Components of door trim assemblies; for vehicles of heading 8702 or other vehicles of heading 8704	12.437	58.341	41.661	203.406
87082919	Components of door trim assemblies; for vehicles of heading 8705	6.576	76.289	144.720	827.627
87082920	Parts of safety seat belts; for vehicles of headings 8701 to 8705	8.044	79.836	39.491	453.309
87082992	Other than components of door trim assemblies & parts of safety seat belts; for vehicles of heading 8701	2.404	23.706	15.140	120.073
87082993	Interior trim fittings; mudguards; for vehicles of heading 8703	165.235	1.055.864	1.367.847	9.668.967
87082994	Hood rods; for vehicles of heading 8703	116	858	951	9.066
87082995	Other than components of door trim assemblies & parts of safety seat belts; other than Interior trim fittings, mudguards, hood rods; for vehicles of heading 8703	1.224.439	8.195.271	7.550.909	58.068.375
87082996	Interior trim fittings; mudguards; for vehicles of heading 8702 or 8704	4.338	32.463	11.213	140.540
87082997	Hood rods; for vehicles of heading 8702 or 8704	-	133	-	431
87082998	Other than components of door trim assemblies & parts of safety seat belts; other than Interior trim fittings, mudguards, hood rods; for vehicles of heading 8702 or 8704	22.223	101.130	178.076	871.329
87082999	Other than components of door trim assemblies & parts of safety seat belts; for vehicles of heading 8705	623.477	5.243.124	3.546.313	22.223.156
87083010	Brakes and servo-brakes, parts thereof; for vehicles of heading 8701	78	1.487	797	33.441
87083021	Brake drums, brake discs or brake pipes; for vehicles of heading 8703	689.999	4.707.115	2.688.663	19.035.501
87083029	Brakes and servo-brakes, parts thereof; other than brake drums, brake discs or brake pipes; for vehicles of heading 8703	102.741	641.073	1.745.405	8.936.783
87083030	Brake drums, brake discs or brake pipes for vehicles of heading 8702 or 8704	16.560	90.089	208.461	947.849
87083090	Brakes and servo-brakes, parts thereof; other than brake drums, brake discs or brake pipes; for vehicles of heading 8705	314.800	2.059.135	676.319	4.368.750

Tabel 3 : Ekspor Indonesia menurut Komoditi ( Kode HS 8 digit )

Juli 2023

Kode H S	Uraian golongan barang	Berat bersih (Kg)		Nilai F.O.B. ( U S \$ )	
		Bulan ini	Kumulatif	Bulan ini	Kumulatif
(1)	(2)	(3)	(4)	(5)	(6)
87084011	Gear boxes, unassembled; for vehicles of heading 8703	23.297	182.202	247.434	2.811.147
87084013	Gear boxes, unassembled; for vehicles of heading 8704 or 8705	26.730	26.893	10.245	18.964
87084019	Gear boxes, unassembled; for vehicles of heading 8702	13.366	49.929	144.943	742.755
87084025	Gear boxes, assembled; for vehicles of heading 8701	4.536	37.584	87.261	718.719
87084026	Gear boxes, assembled; for vehicles of heading 8703	1.421.753	7.979.896	24.022.105	138.419.415
87084027	Gear boxes, assembled; for vehicles of heading 8704 or 8705	131.588	787.660	1.955.246	12.424.194
87084029	Gear boxes, assembled; for vehicles of heading 8702	1.334	12.262	2.008	19.210
87084091	Parts of gear boxes; for vehicles of heading 8701	2.060	43.828	3.813	86.455
87084092	Parts of gear boxes; for vehicles of heading 8703	141.888	1.079.383	712.882	5.317.642
87084099	Parts of gear boxes; for vehicles; other than of heading 8701 and 8703	313.267	1.846.817	3.261.265	16.675.815
87085011	Drive-axles with differential, whether or not provided with other transmission components, and non-driving axles; unassembled; for vehicles of heading 8703	70.894	354.775	445.671	2.357.306
87085013	Drive-axles with differential, whether or not provided with other transmission components, and non-driving axles; unassembled; for vehicles of heading 8704 or 8705	2.184	127.260	25.593	1.222.266
87085015	Drive-axles with differential, whether or not provided with other transmission components, and non-driving axles; unassembled; for vehicles of heading 8701	-	80	-	551
87085019	Drive-axles with differential, whether or not provided with other transmission components, and non-driving axles; unassembled; for vehicles of heading 8702	1.794	9.387	20.573	59.996
87085025	Drive-axles with differential, whether or not provided with other transmission components, and non-driving axles; assembled; for vehicles of heading 8701	-	86	-	3.747
87085026	Drive-axles with differential, whether or not provided with other transmission components, and non-driving axles; assembled; for vehicles of heading 8703	505.335	3.314.267	6.440.143	39.968.269
87085027	Drive-axles with differential, whether or not provided with other transmission components, and non-driving axles; assembled; for vehicles of heading 8704 or 8705	20	30	2.174	2.680
87085029	Drive-axles with differential, whether or not provided with other transmission components, and non-driving axles; assembled; for vehicles of heading 8702	510.554	3.694.225	2.762.908	20.037.501
87085091	Crown wheels and pinions; for vehicles of heading 8701	-	4.372	-	21.649
87085092	Parts of drive-axles with differential, whether or not provided with other transmission components, and non-driving axles; for vehicles of heading 8701	2.134	42.116	11.262	133.996
87085094	Crown wheels and pinions; for vehicles of heading 8703	-	16.603	-	1.975
87085095	Parts of drive-axles with differential, whether or not provided with other transmission components, and non-driving axles; for vehicles of heading 8703	46.229	232.767	381.798	2.208.412
87085096	Crown wheels and pinions; for vehicles; other than of heading 8701 and 8703	204	204	13.966	13.966
87085099	Parts of drive-axles with differential, whether or not provided with other transmission components, and non-driving axles; for vehicles; other than of heading 8701 and 8703	321.597	1.493.513	1.869.685	8.710.961
87087016	Hub-caps; for vehicles of heading 8703	6.222	27.602	72.557	345.081
87087018	Hub-caps; for vehicles of heading 8702 or 8704; other than of subheading 870410	21	306	423	1.189
87087019	Hub-caps; for vehicles of heading 8705	12.477	1.596.053	75.051	7.553.477
87087021	Wheels fitted with tyres; for vehicles of heading 8701	-	5	-	40
87087022	Wheels fitted with tyres; for vehicles of heading 8703	-	200	-	400
87087029	Wheels fitted with tyres; for vehicles of heading 8705	60	4.329	400	17.285
87087031	Wheels not fitted with tyres; for vehicles of heading 8701	26.049	184.000	78.378	587.931
87087032	Wheels not fitted with tyres; for vehicles of heading 8703	4.172.073	25.770.038	20.250.722	131.690.636
87087034	Wheels not fitted with tyres; for vehicles of heading 8702 or other vehicles of heading 8704	125.110	811.601	250.180	1.769.698



Tabel 3 : Ekspor Indonesia menurut Komoditi ( Kode HS 8 digit )

Juli 2023

Kode H S	Uraian golongan barang	Berat bersih (Kg)		Nilai F.O.B. ( U S \$ )	
		Bulan ini	Kumulatif	Bulan ini	Kumulatif
		(1)	(2)	(3)	(4)
87087039	Wheels not fitted with tyres; for vehicles of heading 8705; or dumpers designed for off-highway use with g.v.w. ≤ 45 t	15.163	91.885	47.735	278.613
87087096	Parts and accessories of the road wheels; other than hub-cups, wheels, tyres; for vehicles of heading 8702 or 8704	3.704	111.977	10.889	254.899
87087097	Parts and accessories of the road wheels; other than hub-cups, wheels, tyres; for vehicles of heading 8703	283	1.337	7.524	26.370
87087099	Parts and accessories of the road wheels; other than hub-cups, wheels, tyres; for vehicles of heading 8705	47.196	382.764	146.797	1.243.141
87088015	Suspension systems; for vehicles of heading 8701	24.741	25.500	84.814	105.049
87088016	Suspension systems; for vehicles of heading 8703	153.103	578.617	964.241	4.797.212
87088017	Suspension systems; for vehicles of subheading 870410 or heading 8705	-	565	-	4.658
87088019	Suspension systems; for vehicles of heading 8702 or 8704 (excluding subheading 870410)	443.254	3.734.746	1.404.479	11.770.516
87088091	Parts of suspension systems; for vehicles of heading 8701	-	48	-	3.379
87088092	Parts of suspension systems; for vehicles of heading 8703	121.344	708.470	584.037	4.074.175
87088099	Parts of suspension systems; for vehicles; other than of heading 8701 and 8703	65.699	652.552	241.388	3.063.950
87089115	Radiators; for vehicles of heading 8701	-	72	-	659
87089116	Radiators; for vehicles of heading 8703	227.589	1.410.195	2.591.631	16.050.856
87089117	Radiators; for vehicles of subheading 870410	46	46	857	857
87089118	Radiators; for vehicles of heading 8702 or 8704 (excluding subheading 870410)	1.318	11.327	32.579	268.199
87089119	Radiators; for vehicles of heading 8705	14.045	141.870	150.739	1.585.637
87089191	Parts of radiators; for vehicles of heading 8701	-	35	-	259
87089193	Drain plugs of radiators; for vehicles of heading 8703	188	2.139	1.832	17.125
87089194	Drain plugs of radiators; for vehicles of heading 8702 or 8704 (excluding subheading 870410)	-	10	-	20
87089195	Parts of radiators; for vehicles of heading 8703	925	5.534	15.242	68.141
87089199	Parts of radiators; for vehicles of heading 8705 and subheading 870410	291.149	2.193.864	3.611.319	30.339.877
87089210	Silencers (mufflers) and exhaust pipes and parts thereof; for vehicles of heading 8701	-	245	-	753
87089220	Silencers (mufflers) and exhaust pipes and parts thereof; for vehicles of heading 8703	22.244	138.057	436.659	2.605.793
87089251	Silencers (mufflers) and exhaust pipes; for vehicles of subheading 870410	780	3.407	20.865	92.067
87089252	Parts of silencers (mufflers) and exhaust pipes; for vehicles of subheading 870410	267	841	930	4.005
87089261	Silencers (mufflers) and exhaust pipes; for vehicles of heading 8702 or vehicles of heading 8704 (excluding vehicles of subheading 870410)	9	191	67	950
87089262	Parts of silencers (mufflers) and exhaust pipes; for vehicles of heading 8702 or vehicles of heading 8704 (excluding vehicles of subheading 870410)	1.264	10.528	11.313	92.778
87089290	Silencers (mufflers) and exhaust pipes and parts thereof; for vehicles of heading 8705	33.572	176.041	501.486	3.047.755
87089350	Clutches and parts thereof; for vehicles of heading 8701	1.257	29.044	4.224	86.481
87089360	Clutches and parts thereof; for vehicles of heading 8703	847.242	5.600.337	5.198.037	36.548.363
87089370	Clutches and parts thereof; for vehicles of heading 8704 or 8705	4.776	46.548	48.025	592.155
87089390	Clutches and parts thereof; for vehicles of heading 8702	109.031	994.474	1.495.744	10.326.118
87089411	Steering wheels with airbag assemblies; for vehicles of heading 8701	13	1.004	8.289	13.351
87089419	Steering wheels with airbag assemblies; for vehicles of heading 8702 to 8705	39	818	52	8.313
87089494	Steering columns and steering boxes and parts thereof; for vehicles of heading 8701	-	272	-	4.574
87089495	Steering columns and steering boxes and parts thereof; for vehicles of heading 8703	342.685	1.567.859	3.635.446	20.502.172
87089499	Steering columns and steering boxes and parts thereof; for vehicles of heading 8702, 8704, and 8705	276.916	1.150.976	2.492.262	10.958.469

Tabel 3 : Ekspor Indonesia menurut Komoditi ( Kode HS 8 digit )

Juli 2023

Kode H S	Uraian golongan barang	Berat bersih (Kg)		Nilai F.O.B. ( U S \$ )	
		Bulan ini	Kumulatif	Bulan ini	Kumulatif
		(1)	(2)	(3)	(4)
87089510	Safety airbags with inflater system; for vehicles of heading 8701 to 8705	15.233	107.275	357.565	2.327.708
87089590	Parts of safety airbags with inflater system; for vehicles of heading 8701 to 8705	1.375	10.113	51.903	318.936
87089911	Unassembled fuel tanks, engine brackets; for vehicles of heading 8701	106.730	830.594	480.067	3.536.713
87089919	Parts and accessories of the motor vehicles of heading 8701, not elsewhere classified in heading 8708	3.872	4.543.223	48.495	1.250.875
87089921	Fuel tanks; for vehicles of heading 8702, 8703 or 8704	25.773	153.960	261.147	1.740.633
87089924	Lower half of the fuel tank, fuel caps, filler pipes, filler hose assembly, fuel tank bands; for vehicles of heading 8702, 8703 or 8704	6.809	52.130	87.112	816.242
87089925	Part of fuel tanks other than lower half of the fuel tank, fuel caps, filler pipes, filler hose assembly, and fuel tank bands; for vehicles of heading 8702, 8703 or 8704	14.099	95.043	194.251	1.255.571
87089930	Accelerator, brake or clutch pedals; for vehicles of heading 8702, 8703 or 8704	3.304	36.314	60.647	639.724
87089940	Battery carriers or trays and brackets therefor; for vehicles of heading 8702, 8703 or 8704	3.164	22.501	10.849	79.478
87089950	Radiator shrouds; for vehicles of heading 8702, 8703 or 8704	1.657	8.884	95.465	1.833.982
87089961	Chassis frames or parts thereof; for vehicles of heading 8702	-	139	-	1.110
87089962	Chassis frames or parts thereof; for vehicles of heading 8703	90.135	626.955	325.413	2.313.764
87089963	Chassis frames or parts thereof; for vehicles of heading 8704	60.464	329.831	148.271	898.406
87089970	Engine brackets; for vehicles of heading 8702, 8703 or 8704	77.979	711.630	386.434	4.088.123
87089980	Parts and accessories of the vehicles of heading 8702, 8703 or 8704, not elsewhere classified in heading 8708	3.816.174	20.462.445	34.001.343	180.865.057
87089991	Unassembled fuel tanks, engine brackets; for vehicles of heading 8705	8.529	39.047	161.360	819.086
87089999	Parts and accessories of the vehicles of heading 8705, not elsewhere classified in heading 8708	3.616.794	21.160.136	28.145.912	169.430.486
87091900	Non-electrical work trucks (self-propelled, not fitted with lifting/handling equipment, used for short distance transport of goods) and tractors (used on railway station platforms)	-	93.328	-	133.426
87099000	Parts of work trucks (self-propelled, not fitted with lifting/handling equipment, used for short distance transport of goods) and tractors (used on railway station platforms)	6.663	40.459	19.236	354.413
87100000	Tanks and other armoured fighting vehicles, motorised, whether or not fitted with weapons, and parts of such vehicles	-	533.866.949	-	33.052.420
87111012	Mopeds or motorised bicycles; with internal combustion piston engine of a cylinder capacity not exceeding 50 cc; Completely Knocked Down	370	7.647	2.030	91.622
87111015	Motorcycles and motor scooters other than powered kick scooters and pocket motorcycles; with internal combustion piston engine of a cylinder capacity not exceeding 50 cc; Completely Knocked Down	49.197	196.437	979.760	3.207.743
87111019	Cycles (other than bicycles) fitted with an auxiliary motor; with internal combustion piston engine of a cylinder capacity not exceeding 50 cc; Completely Knocked Down	11.926	81.230	195.654	1.208.022
87111095	Motorcycles and motor scooters other than powered kick scooters and pocket motorcycles; with internal combustion piston engine of a cylinder capacity not exceeding 50 cc; not Completely Knocked Down	11.100	80.401	54.272	391.820
87111099	Cycles (other than bicycles) fitted with an auxiliary motor; with internal combustion piston engine of a cylinder capacity not exceeding 50 cc; not Completely Knocked Down	1.269	6.822	11.317	80.887
87112011	Motocross motorcycles; with internal combustion piston engine of a cylinder capacity exceeding 50 cc but not exceeding 250 cc; Completely Knocked Down	46.367	842.165	665.829	11.783.521

Tabel 3 : Ekspor Indonesia menurut Komoditi ( Kode HS 8 digit )

Juli 2023

Kode H S	Uraian golongan barang	Berat bersih (Kg)		Nilai F.O.B. ( U S \$ )	
		Bulan ini	Kumulatif	Bulan ini	Kumulatif
(1)	(2)	(3)	(4)	(5)	(6)
87112012	Mopeds or motorised bicycles; with internal combustion piston engine of a cylinder capacity exceeding 50 cc but not exceeding 250 cc; Completely Knocked Down	741.931	5.621.130	8.378.584	62.502.186
87112013	Pocket motorcycles; with internal combustion piston engine of a cylinder capacity exceeding 50 cc but not exceeding 250 cc; Completely Knocked Down	-	93.566	-	819.939
87112014	Motorcycles (with or without side-cars), including motor scooters, other than motocross motorcycles and pocket motorcycles; of a cylinder capacity exceeding 150 cc but not exceeding 200 cc; CKD	2.813	40.943	51.326	632.672
87112015	Motorcycles (with or without side-cars), including motor scooters, other than motocross motorcycles and pocket motorcycles; of a cylinder capacity exceeding 200 cc but not exceeding 250 cc; CKD	-	2	-	498
87112016	Motorcycles (with or without side-cars), including motor scooters, other than motocross motorcycles and pocket motorcycles; of a cylinder capacity exceeding 50 cc but not exceeding 150 cc; CKD	1.306.829	5.521.787	7.524.472	30.466.382
87112019	Cycles (other than bicycles) fitted with an auxiliary motor; with internal combustion piston engine of a cylinder capacity exceeding 50 cc but not exceeding 250 cc; Completely Knocked Down	530.420	3.097.313	5.839.317	34.484.212
87112091	Motocross motorcycles; with internal combustion piston engine of a cylinder capacity exceeding 50 cc but not exceeding 250 cc; not Completely Knocked Down	121.938	1.186.026	1.932.205	18.465.715
87112092	Mopeds or motorised bicycles; with internal combustion piston engine of a cylinder capacity exceeding 50 cc but not exceeding 250 cc; not Completely Knocked Down	121.875	1.144.004	2.297.031	20.326.566
87112094	Motorcycles (with or without side-cars), including motor scooters, other than motocross motorcycles and pocket motorcycles; of a cylinder capacity exceeding 150 cc but not exceeding 200 cc; not CKD	1.066.620	14.532.730	11.872.805	178.548.018
87112095	Motorcycles (with or without side-cars), including motor scooters, other than motocross motorcycles and pocket motorcycles; of a cylinder capacity exceeding 200 cc but not exceeding 250 cc; not CKD	134.828	1.289.328	2.983.724	24.755.071
87112096	Motorcycles (with or without side-cars), including motor scooters, other than motocross motorcycles and pocket motorcycles; of a cylinder capacity exceeding 50 cc but not exceeding 150 cc; not CKD	3.553.318	13.332.351	42.347.250	156.225.032
87112099	Cycles (other than bicycles) fitted with an auxiliary motor; with internal combustion piston engine of a cylinder capacity exceeding 50 cc but not exceeding 250 cc; not Completely Knocked Down	-	6.590	-	93.400
87113090	Motorcycles and cycles fitted with an auxiliary motor, with/without side-cars other than motocross motorcycles; with internal combustion piston engine of 250 cc < cylinder capacity ≤ 500 cc; not CKD	1.270.101	8.782.468	18.222.324	131.881.560
87114019	Motocross motorcycles; with internal combustion piston engine of a cylinder capacity exceeding 500 cc but not exceeding 800 cc; not Completely Knocked Down	-	14	-	273
87114090	Motorcycles and cycles fitted with an auxiliary motor, with/without side-cars other than motocross motorcycles; with internal combustion piston engine of 500 cc < cylinder capacity ≤ 800 cc; not CKD	177	710	5.449	21.826
87115090	Motorcycles (with or without side-cars); with internal combustion piston engine of a cylinder capacity exceeding 800 cc; not Completely Knocked Down	-	885	-	89.282
87116011	Bicycles; with electric motor for propulsion; Completely Knocked Down	-	4.964	-	55.134
87116012	Kick scooters, self-balancing cycle, pocket motorcycles; with electric motor for propulsion; Completely Knocked Down	-	6	-	15

**Tabel 3 : Ekspor Indonesia menurut Komoditi ( Kode HS 8 digit )**

**Juli 2023**

Kode H S	Uraian golongan barang	Berat bersih (Kg)		Nilai F.O.B. ( U S \$ )	
		Bulan ini	Kumulatif	Bulan ini	Kumulatif
		(3)	(4)	(5)	(6)
87116013	Motorcycles, other than pocket motorcycles; with electric motor for propulsion; Completely Knocked Down	-	784	-	8.196
87116019	Cycles fitted with an auxiliary motor, other than bicycles and self-balancing cycle; with electric motor for propulsion; Completely Knocked Down	-	18.771	-	294.579
87116092	Kick scooters; self-balancing cycle; pocket motorcycles; with electric motor for propulsion; not Completely Knocked Down	15.120	15.120	270.000	270.000
87116093	Motorcycles, other than pocket motorcycles; with electric motor for propulsion; not Completely Knocked Down	891	6.589	11.924	81.870
87116094	Bicycles, with an auxiliary electric motor not exceeding 250 W and with the maximum speed not exceeding 25 km/h; not Completely Knocked Down	10.698	24.049	133.241	280.994
87116095	Bicycles, with an auxiliary electric motor exceeding 250 W and with the maximum speed exceeding 25 km/h; not Completely Knocked Down	280	306	2.353	12.403
87116099	Cycles fitted with an auxiliary motor other than bicycles and self-balancing cycle; with electric motor for propulsion; not Completely Knocked Down	722	872	800	2.027
87119060	Motorcycles (including mopeds) and cycles fitted with an auxiliary motor, with or without side-cars, not elsewhere classified in heading 8711; Completely Knocked Down	170.959	1.727.690	3.239.139	29.227.027
87119090	Motorcycles (including mopeds) and cycles fitted with an auxiliary motor, with or without side-cars, not elsewhere classified in heading 8711; not Completely Knocked Down	59.319	401.010	662.587	4.055.259
87120010	Racing bicycles, not motorised	6.782	222.243	376.880	5.713.680
87120020	Bicycles designed to be ridden by children, not motorised	236	14.321	2.325	179.104
87120030	Bicycles, not motorised, other than racing bicycles and bicycles designed to be ridden by children	285.707	2.852.721	6.298.476	68.281.981
87120090	Cycles (including delivery tricycles), other than bicycles, not motorised	2.770	33.918	8.486	91.997
87131000	Carriages for disabled persons; not mechanically propelled	-	1	-	10
87139000	Carriages for disabled persons; mechanically propelled	5.331	10.523	39.616	78.224
87141010	Saddles; of motorcycles (including mopeds)	267	18.914	2.791	153.030
87141020	Spokes and nipples; of motorcycles (including mopeds)	117	1.903	137	19.604
87141030	Frame and forks including telescopic fork, rear suspension and parts thereof; of motorcycles (including mopeds)	764.089	5.906.562	4.272.760	31.566.979
87141040	Gearing, gearbox, clutch and other transmission equipment and parts thereof; of motorcycles (including mopeds)	104.362	720.803	893.233	6.051.237
87141050	Wheel rims; of motorcycles (including mopeds)	167.906	1.153.382	1.164.937	8.074.928
87141060	Brakes and parts thereof; of motorcycles (including mopeds)	204.188	1.487.609	3.003.571	20.888.991
87141070	Silencers (mufflers) and parts thereof; of motorcycles (including mopeds)	113.521	234.496	730.855	1.861.418
87141090	Parts and accessories of motorcycles (including mopeds), not elsewhere classified in heading 8714	7.095.330	42.171.796	76.838.074	479.009.362
87142019	Castors wheels of carriages for disabled persons; not elsewhere classified in heading 8714	71.339	434.098	769.946	4.539.648
87142090	Parts and accessories of carriages for disabled persons, other than castors wheels	1.050	4.559	381	2.066
87149110	Frames and forks, and parts thereof; for bicycles of subheading 87120020	1	204	11	11.423
87149191	Parts for forks; for bicycles or other cycles other than those of subheading 87120020	-	39	-	852
87149199	Frames and forks, and parts thereof, other than parts for forks; for bicycles or other cycles other than those of subheading 87120020	2.360	58.250	92.244	953.495
87149210	Wheel rims and spokes; for bicycles of subheading 87120020	30	32	50	55
87149290	Wheel rims and spokes; for bicycles or other cycles other than those of subheading 87120020	4.702	16.536	19.399	150.355
87149310	Hubs, other than coaster braking hubs and hub brakes, and free-wheel sprocket-wheels; for bicycles of subheading 87120020	-	390	-	429

Tabel 3 : Ekspor Indonesia menurut Komoditi ( Kode HS 8 digit )

Juli 2023

Kode H S	Uraian golongan barang	Berat bersih (Kg)		Nilai F.O.B. ( U S \$ )	
		Bulan ini	Kumulatif	Bulan ini	Kumulatif
		(1)	(2)	(3)	(4)
87149390	Hubs, other than coaster braking hubs and hub brakes, and free-wheel sprocket-wheels; for bicycles or other cycles other than bicycles of those 87120020	353.565	2.889.768	4.608.113	39.611.967
87149410	Brakes, including coaster braking hubs and hub brakes, and parts thereof; for bicycles of subheading 87120020	-	292	-	298
87149490	Brakes, including coaster braking hubs and hub brakes, and parts thereof; for bicycles or other cycles other than those of subheading 87120020	28.614	450.755	339.621	4.883.535
87149510	Saddles; for bicycles of subheading 87120020	-	10.555	-	94.152
87149590	Saddles; for bicycles or other cycles other than those of subheading 87120020	25	311	2.067	7.611
87149610	Pedals and crank-gear, and parts thereof; for bicycles of subheading 87120020	19.765	195.670	141.052	1.115.535
87149690	Pedals and crank-gear, and parts thereof; for bicycles or other cycles other than those of subheading 87120020	225	18.056	3.764	533.194
87149911	Handle bars, pillars, mudguards, reflectors, carriers, control cables, lamp brackets or bracket lugs, other accessories; for bicycles of subheading 87120020	502	4.124	4.538	43.445
87149912	Chain wheels and cranks, other parts; for bicycles of subheading 87120020	500	68.135	2.247	636.524
87149991	Handle bars, pillars, mudguards, reflectors, carriers, control cables, lamp brackets or bracket lugs; other accessories; for bicycles or other cycles other than those of subheading 87120020	84.805	911.288	427.439	6.373.001
87149993	Nipples for spokes; for bicycles or other cycles other than those of subheading 87120020	2	90	80	1.075
87149994	Chain wheels and cranks; other parts; for bicycles or other cycles other than those of subheading 87120020	374.492	2.972.633	4.340.811	33.464.023
87150000	Baby carriages and parts thereof	1.618	14.559	1.718	85.528
87163991	Trailers and semi-trailers for the transport of goods; other than tanker and agricultural type; having a carrying capacity (payload) exceeding 200 t	-	312.300	-	1.299.296
87163999	Trailers and semi-trailers for the transport of goods; other than tanker and agricultural type; having a carrying capacity (payload) not exceeding 200 t	5.295	126.389	32.722	501.631
87168010	Carts and wagons, sack trucks, hand trolleys and similar hand-propelled vehicles of a kind used in factories or workshops, except wheelbarrows	823	14.067	8.195	142.307
87168020	Wheelbarrows	346	249.175	804	354.954
87168090	Vehicles, not mechanically propelled, not elsewhere classified in heading 8716	58	4.709	231	29.416
87169013	Parts; for goods of subheading 871620	5	179	220	956
87169019	Parts; for trailers and semi-trailers other than those of subheading 871620	4.890	79.395	17.875	248.855
87169023	Parts; for goods of subheading 87168010, not elsewhere classified in heading 8716	-	1.375	-	678
87169095	Castor wheels, of a diameter (including tyres) exceeding 100 mm but not more than 250 mm provided the width of the wheel or tyre fitted thereto $\geq$ 30 mm; for goods of subheading 87168090	-	844	-	14.893
87169099	Parts; for goods of subheading 87168090, not elsewhere classified in heading 8716	4.603	32.861	18.958	260.892
88010000	Balloons and dirigibles; gliders, hang gliders and other non-powered aircraft	360	1.103	10.937	14.514
88021100	Helicopters; of an unladen weight not exceeding 2,000 kg	-	1	-	573
88022010	Aeroplanes; of an unladen weight not exceeding 2,000 kg	-	9.503	-	126.000
88022090	Powered aircraft, except unmanned aircraft of heading 8806; other than helicopters and aeroplanes; of an unladen weight not exceeding 2,000 kg	-	33	-	1.164
88023010	Aeroplanes; of an unladen weight exceeding 2,000 kg but not exceeding 15,000 kg	-	14.150	-	12.398.356

Tabel 3 : Ekspor Indonesia menurut Komoditi ( Kode HS 8 digit )

Juli 2023

Kode H S	Uraian golongan barang	Berat bersih (Kg)		Nilai F.O.B. ( U S \$ )	
		Bulan ini	Kumulatif	Bulan ini	Kumulatif
		(1)	(2)	(3)	(4)
88023090	Powered aircraft, except unmanned aircraft of heading 8806; other than helicopters and aeroplanes; of an unladen weight exceeding 2,000 kg but not exceeding 15,000 kg	-	77.000	-	240.000
88024010	Aeroplanes; of an unladen weight exceeding 15,000 kg	12.200	44.300	42.500	102.500
88024090	Powered aircraft, except unmanned aircraft of heading 8806; other than helicopters and aeroplanes; of an unladen weight exceeding 15,000 kg	-	438	-	41.037
88040010	Rotochutes and parts thereof	-	921	-	138.155
88040090	Parachutes (including dirigible parachutes and paragliders); parts thereof and accessories thereto	4	4	39	39
88052100	Air combat simulators and parts thereof	-	30	-	10.000
88052990	Parts of ground flying trainers	1.586	3.336	3.000	3.019
88062100	Unmanned aircraft; other than designed for the carriage of passengers; for remote-controlled flight only; with maximum take-off weight not more than 250 g	-	155	-	31.147
88062200	Unmanned aircraft; other than designed for the carriage of passengers; for remote-controlled flight only; with maximum take-off weight more than 250 g but not more than 7 kg	322	951	145.200	564.744
88062300	Unmanned aircraft; other than designed for the carriage of passengers; for remote-controlled flight only; with maximum take-off weight more than 7 kg but not more than 25 kg	-	11	-	1.500
88062900	Unmanned aircraft; other than designed for the carriage of passengers; for remote-controlled flight only; with maximum take-off weight more than 150 kg	102	144	165.601	171.821
88069200	Unmanned aircraft; other than designed for the carriage of passengers; not remote-controlled flight only; with maximum take-off weight more than 250 g but not more than 7 kg	-	5	-	15
88069900	Unmanned aircraft; other than designed for the carriage of passengers; not remote-controlled flight only; with maximum take-off weight more than 150 kg	79	162	4.085	18.408
88071000	Propellers and rotors and parts thereof; of goods of heading 8801, 8802 or 8806	283	743	15	34.960
88072000	Under-carriages and parts thereof; of goods of heading 8801, 8802 or 8806	1.119	5.309	8.650	27.950
88073000	Parts of aeroplanes, helicopters or unmanned aircraft; other than under-carriages, propellers, rotors, and parts thereof	12.580	171.875	5.641.101	39.422.997
88079000	Parts of goods of heading 8801, 8802 or 8806, not elsewhere classified in heading 8807	26.248	56.864	546.745	2.705.789
89011010	Cruise ships, excursion boats and similar vessels principally designed for the transport of persons; ferry-boats of all kinds; of a gross tonnage not exceeding 26	-	651	-	1.190
89011020	Cruise ships, excursion boats and similar vessels principally designed for the transport of persons; ferry-boats of all kinds; of a gross tonnage exceeding 26 but not exceeding 500	72.900	1.589.900	627.000	15.682.800
89012073	Tankers; of a gross tonnage exceeding 30,000 but not exceeding 50,000	-	16.069.000	-	23.000.000
89019012	Not motorised vessels for the transport of goods and vessels for the transport of both persons and goods; n.e.c. in heading 8901; of a gross tonnage exceeding 26 but not exceeding 500	-	162.000	-	743.367
89019014	Not motorised vessels for the transport of goods and vessels for the transport of both persons and goods; n.e.c. in heading 8901; of a gross tonnage exceeding 500	1.510.000	7.556.026	8.627.942	51.320.100
89019031	Motorised vessels for the transport of goods and vessels for the transport of both persons and goods; n.e.c. in heading 8901; of a gross tonnage not exceeding 26	-	20.000	-	215.142
89019032	Motorised vessels for the transport of goods and vessels for the transport of both persons and goods; n.e.c. in heading 8901; of a gross tonnage exceeding 26 but not exceeding 500	7.000	709.000	122.617	17.768.814

Tabel 3 : Ekspor Indonesia menurut Komoditi ( Kode HS 8 digit )

Juli 2023

Kode H S	Uraian golongan barang	Berat bersih (Kg)		Nilai F.O.B. ( U S \$ )	
		Bulan ini	Kumulatif	Bulan ini	Kumulatif
		(1)	(2)	(3)	(4)
89019033	Motorised vessels for the transport of goods and vessels for the transport of both persons and goods; n.e.c. in heading 8901; of a gross tonnage exceeding 500 but not exceeding 1,000	-	575.000	-	2.017.000
89019034	Motorised vessels for the transport of goods and vessels for the transport of both persons and goods; n.e.c. in heading 8901; of a gross tonnage exceeding 1,000 but not exceeding 4,000	1.432.000	2.692.000	12.657.000	16.486.812
89019035	Motorised vessels for the transport of goods and vessels for the transport of both persons and goods; n.e.c. in heading 8901; of a gross tonnage exceeding 4,000 but not exceeding 5,000	-	1.992.000	-	20.000.000
89019036	Motorised vessels for the transport of goods and vessels for the transport of both persons and goods; n.e.c. in heading 8901; of a gross tonnage exceeding 5,000 but not exceeding 50,000	-	4.931.000	-	3.395.949
89019037	Motorised vessels for the transport of goods and vessels for the transport of both persons and goods; n.e.c. in heading 8901; of a gross tonnage exceeding 50,000	-	10.201.000	-	25.397.641
89031900	Inflatable (including rigid hull inflatable) boats; unladen (net) weight (excluding the motor) exceeding 100 kg	-	129.217	-	1.819.390
89032100	Sailboats, other than inflatable, with or without auxiliary motor; of a length not exceeding 7.5 m	-	1.459	-	107.843
89032200	Sailboats, other than inflatable, with or without auxiliary motor; of a length exceeding 7.5 m but not exceeding 24 m	8.000	8.000	6.500	6.500
89033200	Motorboats, other than inflatable, not including outboard motorboats; of a length exceeding 7.5 m but not exceeding 24 m	-	5.600	-	26.400
89039900	Yachts and other vessels for pleasure or sports; rowing boats and canoes; n.e.c. in heading 8903; of a length exceeding 7.5 m	1.004	29.297	39.310	677.257
89040032	Tugs and pusher craft; of a gross tonnage exceeding 26; of a power not exceeding 1,200 hp	-	3	-	17
89040033	Tugs and pusher craft; of a gross tonnage exceeding 26; of a power exceeding 1,200 hp but not exceeding 3,200 hp	57.000	57.000	898.838	898.838
89040035	Tugs and pusher craft; of a gross tonnage exceeding 26; of a power exceeding 4,000 hp	-	2.181.000	-	40.000
89052000	Floating or submersible drilling or production platforms	-	78.339.582	-	315.463.917
89059090	Light-vessels, fire-floats, floating cranes and other vessels the navigability of which is subsidiary to their main function; other than dredgers	241.790	2.220.107	9.000.000	22.805.054
89069090	Vessels other than those of heading 8901 to 8905, including lifeboats other than rowing boats; other than warships; of a displacement exceeding 300 t	750	28.058	16.504	167.626
89071000	Inflatable rafts	7.060	15.614	3.968	58.581
89079010	Buoys	1.210	34.846	55.000	315.135
89079090	Floating structures (for example, tanks, coffer-dams, landing-stages, and beacons)	2.624	851.414	16.117	5.386.992
90011010	Optical fibres, optical fibre bundles and cables; for telecommunications and other electrical uses	21.534	57.006	2.389.047	13.404.778
90011090	Optical fibres, optical fibre bundles and cables; not for telecommunications and other electrical uses	3	174.832	14	11.575.997
90012000	Sheets and plates of polarising material	1	4	6	410
90013000	Contact lenses	46.766	211.934	6.561.906	36.795.248
90014000	Spectacle lenses of glass	187	1.189	18.210	117.389
90015000	Spectacle lenses of materials other than glass	206.599	1.305.913	4.104.844	27.758.620
90019010	Optical elements, unmounted, of any material (excl. elements of glass not optically worked), not elsewhere classified in heading 9001; for photographic or cinematographic cameras or projectors	17	118	110	1.820

Tabel 3 : Ekspor Indonesia menurut Komoditi ( Kode HS 8 digit )

Juli 2023

Kode H S	Uraian golongan barang	Berat bersih (Kg)		Nilai F.O.B. ( U S \$ )	
		Bulan ini	Kumulatif	Bulan ini	Kumulatif
		(1)	(2)	(3)	(4)
90019090	Optical elements, unmounted, of any material (excl. elements of glass not optically worked), not elsewhere classified in heading 9001; not for photographic or cinematographic cameras or projectors	10.614	29.259	106.193	393.647
90021100	Objective lenses; for cameras, projectors or photographic enlargers or reducers	4.452	31.333	600.059	3.624.496
90021900	Objective lenses; not for cameras, projectors or photographic enlargers or reducers	116	1.296	20.821	154.843
90022010	Filters; for cinematographic projectors	1	2	10	21
90022090	Filters; not for cinematographic projectors, cinematographic cameras, photographic cameras and other projectors	1.124	12.584	216.105	1.564.202
90029030	Optical elements, mounted, of any material (excluding elements of glass not optically worked); for cinematographic cameras, photographic cameras and other projectors; n.e.c. in heading 9002	3.588	15.462	1.427.516	7.100.354
90029090	Optical elements, mounted, being parts or fittings for instruments or apparatus, of any material (excluding elements of glass not optically worked); n.e.c. in heading 9002	26	325	7.972	103.770
90031100	Frames and mountings for spectacles, goggles or the like; of plastics	-	349	-	22.202
90031900	Frames and mountings for spectacles, goggles or the like; of materials other than plastics	44	608	1.304	225.856
90039000	Parts of frames and mountings for spectacles, goggles or the like	61	449	24.247	156.771
90041000	Sunglasses	163	2.082	7.056	211.478
90049010	Corrective spectacles	31	783	1.629	22.783
90049050	Protective goggles	410	437	992	1.608
90049090	Spectacles, goggles and the like; other than sunglasses, corrective spectacles, and protective goggles	573	8.989	7.793	76.760
90051000	Binoculars	-	21	-	13.867
90058010	Astronomical instruments, excluding instruments for radio-astronomy	-	0	-	5
90058090	Monoculars and other optical telescopes; other than binoculars	0	47	21	7.980
90059090	Parts and accessories (including mountings); for binoculars, monoculars, other optical telescopes	6	40	539	2.826
90063000	Cameras specially designed for underwater use, for aerial survey or for medical or surgical examination of internal organs; comparison cameras for forensic or criminological purposes	10	369	336	333.187
90064000	Instant print cameras	55	61	5.366	5.631
90065310	Photographic (other than cinematographic) cameras, other than those of subheading 900630 and 900640; for roll film of a width of 35 mm; with a through-the-lens viewfinder (SLR)	-	4	-	390
90065390	Photographic (other than cinematographic) cameras, other than those of subheading 900630 and 900640; for roll film of a width of 35 mm; without a through-the-lens viewfinder (SLR)	523	1.464	41.106	132.395
90065919	Photographic (other than cinematographic) cameras, other than those of subheading 900630 and 900640; for roll film of a width less than 35 mm; without a through-the-lens viewfinder (SLR)	-	11	-	5.575
90065929	Photographic (other than cinematographic) cameras, other than those of subheading 900630 & 900640; roll film of a width > 35 mm; for preparing printing plates/cylinders; other than laser photoplotters	-	5	-	63
90065990	Photographic (other than cinematographic) cameras; for roll film of a width more than 35 mm, not elsewhere classified in heading 9006	-	0	-	37
90066100	Discharge lamp ("electronic") flashlight apparatus	-	12	-	220



**Tabel 3 : Ekspor Indonesia menurut Komoditi ( Kode HS 8 digit )**

**Juli 2023**

Kode H S	Uraian golongan barang	Berat bersih (Kg)		Nilai F.O.B. ( U S \$ )	
		Bulan ini	Kumulatif	Bulan ini	Kumulatif
		(1)	(2)	(3)	(4)
90066900	Photographic flashlight apparatus and flashbulbs other than discharge lamps of heading 8539; other than discharge lamp ("electronic") flashlight apparatus	2	4	644	1.218
90069110	Parts and accessories; for laser photoplotters of subheading 90065921	-	3	-	100
90069190	Parts and accessories; for cameras, not elsewhere classified in 9006	78	2.847	5.729	47.082
90069990	Parts and accessories; for flashbulbs	-	223	-	1.754
90071000	Cinematographic cameras, whether or not incorporating sound recording or reproducing apparatus	145	1.021	52.352	240.670
90072090	Cinematographic projectors, whether or not incorporating sound recording or reproducing apparatus; for film of 16 mm or more in width	35	60	545	2.151
90079100	Parts and accessories; for cinematographic cameras	58	487	4.000	40.254
90079200	Parts and accessories; for cinematographic cameras projectors	0	6.441	70	11.912
90085090	Image projectors, other than cinematographic, enlargers and reducers; other than microfilm, microfiche or other microform readers, whether or not capable of producing copies	-	169	-	2.653
90089090	Parts and accessories; of image projectors, other than cinematographic	-	640	-	301
90101000	Apparatus and equipment for automatically developing photographic (including cinematographic) film or paper in rolls or for automatically exposing developed film to rolls of photographic paper	-	18	-	202
90105090	Apparatus and equipment for photographic (including cinematographic) laboratories, not elsewhere classified in Chapter 90	-	5.589	-	4.711
90106090	Projection screens; of less than 300 inches	4	17.103	30	76.563
90109030	Parts and accessories of apparatus for the projection or drawing of circuit patterns on sensitised substrates for the manufacture of printed circuit boards/printed wiring boards	10	10	380	380
90109090	Parts and accessories of negatoscopes, projection screens, or apparatus and equipment for photographic (including cinematographic) laboratories, not elsewhere classified in Chapter 90	-	1	-	1.518
90111000	Stereoscopic microscopes	-	33	-	1.298
90112000	Compound optical microscopes, other than stereoscopic microscopes; for photomicrography, cinephotomicrography or microprojection	-	97	-	41.294
90118000	Compound optical microscopes, other than stereoscopic microscopes; not for photomicrography, cinephotomicrography or microprojection	16	94	800	7.136
90119000	Parts and accessories of compound optical microscopes	-	43	-	18.332
90121000	Microscopes other than optical microscopes; diffraction apparatus	-	291	-	56.044
90129000	Parts and accessories of diffraction apparatus and microscopes other than optical microscopes	7	411	1.567	234.215
90131010	Telescopic sights for fitting to arms; periscopes	-	19	-	4.217
90131020	Telescopes designed to form parts of machines, appliances, instruments or apparatus of Chapter 90 or Section XVI	23	190	20.704	47.053
90132000	Lasers, other than laser diodes	380	494	22.791	31.517
90138010	Optical error verification and repair apparatus for printed circuit boards/printed wiring boards and printed circuit assemblies	-	22	-	8.183
90138090	Optical appliances and instruments, not elsewhere classified in Chapter 90	39	837	3.397	167.228
90139010	Parts and accessories; of goods of subheading 90132000	-	1	-	10.619
90139070	Parts and accessories; of goods of subheading 90131010	-	15	-	8.366
90139090	Parts and accessories; of goods of subheading 90131020 and 90138090	41	282	10.708	68.449

Tabel 3 : Ekspor Indonesia menurut Komoditi ( Kode HS 8 digit )

Juli 2023

Kode H S	Uraian golongan barang	Berat bersih (Kg)		Nilai F.O.B. ( U S \$ )	
		Bulan ini	Kumulatif	Bulan ini	Kumulatif
		(1)	(2)	(3)	(4)
90141000	Direction finding compasses	17	234	639	12.287
90142000	Instruments and appliances for aeronautical or space navigation (other than compasses)	-	18	-	300
90148011	Navigational instruments and appliances; of a kind used on ships, incorporating or working in conjunction with an automatic data processing machine; sonar or echo sounder	-	19	-	21.641
90148090	Navigational instruments and appliances, not elsewhere classified in heading 9014	969	6.311	128.152	656.122
90149010	Parts and accessories of navigational instruments and apparatus; of a kind used on ships, working in conjunction with an automatic data processing machine	-	460	-	21.900
90149090	Parts and accessories of navigational instruments and apparatus; other than a kind used on ships, working in conjunction with an automatic data processing machine	41	213	871	25.393
90151010	Rangefinders; of a kind used in photography or cinematography	-	1	-	35
90151090	Rangefinders; other than a kind used in photography or cinematography	73	4.841	7.010	144.749
90152000	Theodolites and tachymeters (tacheometers)	19	47	12.149	37.477
90153000	Levels	143	2.455	23.055	353.591
90154000	Photogrammetrical surveying instruments and appliances	-	1	-	20
90158010	Radio-sonde and radio-wind apparatus	2	13	889	21.239
90158090	Surveying, hydrographic, oceanographic, hydrological, meteorological or geophysical instruments and appliances, excluding compasses, not elsewhere classified in heading 9015	36.569	771.418	1.223.812	5.423.179
90159000	Parts & accessories of rangefinders & surveying (incl. photogrammetrical surveying), hydrographic, oceanographic, hydrological, meteorological or geophysical instruments & appliances, excl. compasses	2.014	22.509	407.690	1.645.438
90160000	Balances of a sensitivity of 5 cg or better, with or without weights	51	814	2.822	12.359
90171090	Drafting tables and machines, whether or not automatic; other than plotters	-	609	-	24.510
90172010	Rulers	283	921	1.758	3.166
90172090	Drawing, marking-out or mathematical calculating instruments, not elsewhere classified in heading 9017	28	510	269	1.637
90173000	Micrometers, callipers and gauges	1.071	11.576	42.777	431.803
90178000	Instruments for measuring length, for use in the hand (for example, measuring rods and tapes), not specified or included elsewhere in Chapter 90	221	3.866	7.201	59.127
90179030	Parts and accessories of photoplotters for the manufacture of printed circuit boards/printed wiring boards	-	6	-	391
90179090	Parts & accessories of drawing, marking-out/mathematical calculating instruments & instruments for measuring length, for use in the hand, not included elsewhere in this Chapter, n.e.c. in heading 9017	1	57	375	14.539
90181100	Electro-cardiographs	6	732	10.623	577.872
90181200	Ultrasonic scanning apparatus	184	4.009	22.485	758.507
90181300	Magnetic resonance imaging apparatus	8	549	1.520	124.151
90181400	Scintigraphic apparatus	-	11	-	3.773
90181900	Electro-diagnostic apparatus (incl. apparatus for functional exploratory examination or for checking physiological parameters), not elsewhere classified in heading 9018	1.592	73.142	414.854	10.338.264
90182000	Ultra-violet or infra-red ray apparatus	-	20	-	5.390
90183110	Disposable syringes, with or without needles	407.144	3.735.075	2.138.642	22.786.417
90183190	Syringes, with or without needles; other than disposable syringes	4	514	11	13.414
90183200	Tubular metal needles and needles for sutures	71	556	271	5.322
90183910	Catheters	9.720	52.405	206.733	890.214
90183990	Cannulae and the like	5.829	58.328	31.992	324.583

Tabel 3 : Ekspor Indonesia menurut Komoditi ( Kode HS 8 digit )

Juli 2023

Kode H S	Uraian golongan barang	Berat bersih (Kg)		Nilai F.O.B. ( U S \$ )	
		Bulan ini	Kumulatif	Bulan ini	Kumulatif
		(1)	(2)	(3)	(4)
90184100	Dental drill engines, whether or not combined on a single base with other dental equipment	-	4	-	186
90184900	Instruments and appliances, used in dental sciences, not elsewhere classified in heading 9018	1.189	7.704	190.496	1.235.060
90185000	Ophthalmic instruments and appliances, not elsewhere classified in heading 9018	6.320	50.023	2.300.874	15.904.654
90189010	Fibre optics headband lamps of a kind designed for medical use	2.661	18.248	62.406	364.456
90189020	Intravenous administration sets	10.054	75.755	66.914	520.471
90189031	Electro-surgical or electro-medical instruments and appliances	168	792	310.928	758.123
90189039	Electronic instruments and appliances, used in medical, surgical, dental or veterinary sciences, including sight-testing instruments, not elsewhere classified in heading 9018	432	8.292	60.462	469.881
90189090	Non-electronic Instruments and appliances used in medical, surgical, dental or veterinary sciences, including sight-testing instruments, not elsewhere classified in heading 9018	1.121.978	7.760.041	11.155.526	78.341.914
90191010	Mechano-therapy appliances, massage apparatus, psychological aptitude-testing apparatus; electrically operated	357	8.224	7.720	415.022
90191090	Mechano-therapy appliances, massage apparatus, psychological aptitude-testing apparatus; not electrically operated	268	1.475	33.868	62.995
90192010	Invasive ventilators	38	2.562	46.335	224.760
90192020	Ventilators, other than invasive ventilators	-	17	-	776
90192090	Ozone therapy, oxygen therapy, aerosol therapy, artificial respiration or other therapeutic respiration apparatus; other than ventilators	12.149	74.186	633.496	4.061.869
90200010	Full face masks for chemical, biological, radiological and nuclear (CBRN) protection	3	225	40	1.565
90200090	Breathing appliances (other than those of heading 9019) and gas masks, excl. protective masks having neither mechanical parts nor replaceable filters; other than full face masks for CBRN protection	157	3.846	45.722	59.639
90211010	Orthopaedic or fracture appliances of iron or steel	-	9	-	2.600
90211090	Orthopaedic or fracture appliances of material other than iron or steel	-	10	-	1.213
90212100	Artificial teeth	2	54	63	2.254
90212920	Dental fittings of titanium	-	5	-	147
90212990	Dental fittings of material other than titanium, iron or steel	2	75	1.732	29.529
90213100	Artificial joints	-	103	-	32
90213900	Artificial parts of the body; other than artificial teeth and artificial joints	291	4.106	79.128	1.242.721
90214000	Hearing aids, excluding parts and accessories	3	94	3.745	77.756
90215000	Pacemakers for stimulating heart muscles, excluding parts and accessories	46	47	27.663	29.457
90219000	Appliances which are worn or carried, or implanted in the body, to compensate for a defect or disability, not elsewhere classified in 9021	5.868	39.519	382.552	2.657.472
90221200	Computed tomography apparatus	-	3.201	-	23.000
90221300	Apparatus based on the use of X-rays, including radiography or radiotherapy apparatus, other than computed tomography apparatus; for dental uses	-	0	-	255
90221400	Apparatus based on the use of X-rays, including radiography or radiotherapy apparatus, other than computed tomography apparatus; for medical, surgical or veterinary uses	-	982	-	25.575
90221910	X-ray apparatus for the physical inspection of solder joints on printed circuit board/printed wiring board assemblies	-	2.769	-	60.987

**Tabel 3 : Ekspor Indonesia menurut Komoditi ( Kode HS 8 digit )**

**Juli 2023**

Kode H S	Uraian golongan barang	Berat bersih (Kg)		Nilai F.O.B. ( U S \$ )	
		Bulan ini	Kumulatif	Bulan ini	Kumulatif
		(1)	(2)	(3)	(4)
90221990	Apparatus based on the use of X-rays, other than computed tomography apparatus; not for medical, surgical, dental or veterinary uses, not elsewhere classified in heading 9022	66	322	1.750	78.368
90222100	Apparatus based on the use of alpha, beta, gamma or other ionising radiations, for medical, surgical, dental or veterinary uses, including radiography or radiotherapy apparatus	-	167	-	2.865
90222900	Apparatus based on the use of alpha, beta, gamma or other ionising radiations, not for medical, surgical, dental or veterinary uses	-	9.235	-	95.013
90223000	X-ray tubes	1.038	4.828	147.533	451.032
90229010	Parts and accessories of X-ray apparatus for the physical inspection of solder joints on printed circuit assemblies	125	1.836	17.739	272.987
90229020	Parts and accessories of X-ray apparatus, other than for the physical inspection of solder joints on printed circuit assemblies	203	857	12.342	66.108
90229090	Parts & accessories of apparatus based on the use of alpha, beta, gamma/other ionising radiations; high tension generators, control panels & desks, screens, examination/treatment tables, chairs etc.	1.632	9.115	548.369	2.634.171
90230000	Instruments, apparatus and models, designed for demonstrational purposes (for example, in education or exhibitions), unsuitable for other uses	2.944	54.942	149.205	1.393.878
90241010	Machines and appliances for testing metals; electrically operated	-	481	-	37.147
90241020	Machines and appliances for testing metals; not electrically operated	4	43	931	1.535
90248010	Machines and appliances for testing the hardness, strength, compressibility, elasticity or other mechanical properties of materials (other than metals); electrically operated	281	909	50.865	159.554
90248020	Machines and appliances for testing the hardness, strength, compressibility, elasticity or other mechanical properties of materials (other than metals); not electrically operated	3	344	226	113.782
90249000	Parts and accessories of machines and appliances for testing the hardness, strength, compressibility, elasticity or other mechanical properties of materials	387	1.871	30.301	141.244
90251100	Thermometers and pyrometers, not combined with other instruments; liquid-filled, for direct reading	59	205	7.319	45.365
90251911	Temperature gauges for motor vehicles; electrically operated	11	17	552	1.628
90251919	Electrically operated thermometers and pyrometers, not combined with other instruments, other than liquid-filled for direct reading and temperature gauges for motor vehicles	495	6.337	41.033	605.383
90251920	Not electrically operated thermometers and pyrometers, not combined with other instruments, other than liquid-filled for direct reading	207	1.313	4.297	39.803
90258000	Hydrometers and similar floating instruments, barometers, hygrometers and psychrometers, recording or not, and any combination of these instruments	1.214	7.858	651.687	2.971.683
90259000	Parts and accessories of hydrometers and similar floating instruments, thermometers, pyrometers, barometers, hygrometers and psychrometers, recording or not, and any combination of these instruments	620	862	11.274	42.699
90261050	Level gauges for motor vehicles	427	4.871	17.715	175.605
90261090	Instruments and apparatus for measuring or checking the flow or level of liquids, other than level gauges for motor vehicles	1.610	17.420	53.666	356.093
90262050	Pressure gauges for motor vehicles	3.394	28.458	112.895	1.320.921
90262090	Instruments and apparatus for measuring or checking pressure, other than pressure gauges for motor vehicles	1.037	22.215	25.982	861.201

**Tabel 3 : Ekspor Indonesia menurut Komoditi ( Kode HS 8 digit )**

**Juli 2023**

Kode H S	Uraian golongan barang	Berat bersih (Kg)		Nilai F.O.B. ( U S \$ )	
		Bulan ini	Kumulatif	Bulan ini	Kumulatif
		(1)	(2)	(3)	(4)
90268000	Instruments & apparatus for measuring/checking the variables of liquids/gases (e.g. flow meters, manometers, heat meters), excl. those of heading 9014, 9015, 9028 or 9032, n.e.c. in heading 9026	2.793	13.888	274.990	2.221.381
90269000	Parts and accessories of instruments and apparatus for measuring or checking the flow, level, pressure or other variables of liquids or gases, excl. those of heading 9014, 9015, 9028 or 9032	2.890	16.272	196.270	1.012.872
90271000	Gas or smoke analysis apparatus	113	7.239	23.999	678.220
90272000	Chromatographs and electrophoresis instruments	-	632	-	109.884
90273000	Spectrometers, spectrophotometers and spectrographs using optical radiations (UV, visible, IR)	182	640	5.194	152.714
90275000	Instruments and apparatus using optical radiations (UV, visible, IR) other than spectrometers, spectrophotometers and spectrographs	4.406	18.281	526.730	3.171.902
90278100	Mass spectrometers	8	18	247	416
90278910	Exposure meters	-	486	-	391.375
90278990	Instruments & apparatus for physical/chemical analysis, for measuring viscosity, porosity, expansion, surface tension etc., or for measuring quantities of heat, sound/light; n.e.c. in heading 9027	31.009	251.506	4.835.860	34.733.295
90279000	Microtomes; parts and accessories	129.311	1.107.127	3.531.853	15.318.860
90281010	Gas meters of a kind mounted on gas containers	-	1	-	3.801
90281090	Gas meters, other than a kind mounted on gas containers	-	48	-	7.643
90282020	Water meters	186.084	1.230.625	2.632.461	18.695.622
90282090	Liquid meters, other than water meters	7	12.632	169	1.287.951
90283010	Kilowatt-hour meters	65.739	346.255	3.691.827	19.479.113
90283090	Electricity meters, other than kilowatt-hour meters	4	942	84	32.746
90289010	Parts and accessories of water meter housings or bodies	1.339	2.307	40.818	258.005
90289090	Parts and accessories of gas, liquid or electricity supply or production meters, other than water meter housings or bodies	11.493	116.652	779.749	6.482.413
90291020	Taximeters	5	1.999	407	178.744
90291090	Revolution counters, production counters, mileometers, pedometers and the like, other than taximeters	478	6.589	52.594	754.047
90292010	Speedometers for motor vehicles	29.549	231.220	1.734.960	12.784.634
90292020	Tachometers for motor vehicles	3.965	31.419	191.458	1.506.878
90292090	Speed indicators and tachometers (other than for motor vehicles); stroboscopes	27.602	219.134	1.847.801	12.706.202
90299010	Parts and accessories of goods of subheading 902910; parts and accessories of stroboscopes of subheading 902920	16.510	18.468	310.185	530.776
90299020	Parts and accessories of speed indicators and tachometers of subheading 902920	11.178	145.099	332.289	3.996.031
90301000	Instruments and apparatus for measuring or detecting ionising radiations	96	943	49.355	318.287
90302000	Oscilloscopes and oscillographs	-	66	-	20.432
90303100	Multimeters without a recording device	9	484	741	33.830
90303200	Multimeters with a recording device	18	387	708	66.323
90303310	Instruments and apparatus for measuring or checking voltage, current, resistance or power on printed circuit boards/printed wiring boards or printed circuit assemblies; without a recording device	11	93	1.248	9.616
90303320	Impedance-measuring instruments and apparatus, apparatus for testing electrostatic control equipment and electrostatic grounding devices/fixtures; without a recording device	16	41	150	1.526
90303330	Ammeters and voltmeters for motor vehicles; without a recording device	-	2	-	50
90303390	Instruments & apparatus, for measuring/checking voltage, current, resistance/power (oth than those for measuring/checking semiconductor wafers/devices); w/o a recording device, n.e.c. in heading 9030	3.736	22.908	503.277	3.722.007

Tabel 3 : Ekspor Indonesia menurut Komoditi ( Kode HS 8 digit )

Juli 2023

Kode H S	Uraian golongan barang	Berat bersih (Kg)		Nilai F.O.B. ( U S \$ )	
		Bulan ini	Kumulatif	Bulan ini	Kumulatif
		(1)	(2)	(3)	(4)
90303900	Instruments & apparatus, for measuring/checking voltage, current, resistance/power (oth than those for measuring/checking semiconductor wafers/devices); w/ a recording device, n.e.c. in heading 9030	0	16.265	50	245.903
90304000	Instruments and apparatus, specially designed for telecommunications (for example, cross-talk meters, gain measuring instruments, distortion factor meters, psophometers), n.e.c. in heading 9030	1.014	3.019	238.641	640.589
90308290	Instruments and apparatus for measuring or checking semiconductor wafers or devices (including integrated circuits), other than wafer probers	11	1.394	82.807	720.459
90308410	Instruments and apparatus, with a recording device, for measuring or checking electrical quantities on printed circuit boards/printed wiring boards and printed circuit assemblies	-	7	-	346
90308490	Instruments and apparatus for measuring or checking electrical quantities, excluding meters of heading 9028, with a recording device, n.e.c. in heading 9030	17	407	6.798	90.616
90308990	Instruments and apparatus for measuring or checking electrical quantities, excluding meters of heading 9028, without a recording device, n.e.c. in heading 9030	10	2.042	3.794	1.316.740
90309010	Parts and accessories (including printed circuit assemblies) of goods of subheading 903040 or 903082	559	5.398	339.098	3.309.813
90309030	Parts and accessories of optical instruments and appliances for measuring or checking printed circuit boards/printed wiring boards and printed circuit assemblies	88	939	10.430	26.026
90309040	Parts and accessories of other instruments and apparatus for measuring or checking electrical quantities on printed circuit boards/printed wiring boards and printed circuit assemblies	742	5.194	84.985	647.221
90309090	Parts&accessories of instruments&apparatus for measuring/checking electrical quantities n.e.c. in heading 9030, parts&accessories of instruments&apparatus for measuring/detecting ionising radiations	111	4.000	63.862	420.056
90311000	Machines for balancing mechanical parts	7.258	7.326	588.561	600.796
90312000	Test benches	-	15	-	16.515
90314100	Optical instruments & appliances for inspecting semiconductor wafers/devices (include integrated circuits)/for inspecting photomasks/reticles used in manufacturing semiconductor devices (include IC)	602	772	610	1.543
90314910	Optical instruments and appliances for measuring surface particulate contamination on semiconductor wafers	-	43	-	16.185
90314920	Optical error verification and repair apparatus for printed circuit boards/printed wiring boards and printed circuit assemblies	-	159	-	44.969
90314930	Optical instruments and appliances for measuring or checking printed circuit boards/printed wiring boards and printed circuit assemblies	2.800	3.050	227.628	231.130
90314990	Optical instruments and appliances for other purpose nor elsewhere classified in subheading 903149	5.194	25.413	3.575.753	14.806.679
90318010	Cable testers	2	3.256	765	103.245
90318090	Non optical measing or checking instruments, appliances and machines, other than cable testers	64.746	599.887	2.494.406	12.905.824
90319030	Parts&acc incl PCA of optical instr&appl for inspecting semiconductor wafer/device/for inspecting mask,photomask/reticle used in mfg semiconductor device;part&acc of optical instr&appl for measuring surface particulate contamination on semiconductor wafer	9	130	112	14.256
90319050	Parts & accessories of other optical instruments and appliances for measuring or checking printed circuit boards/printed wiring boards and printed circuit assemblies	60	61	2.327	2.564

**Tabel 3 : Ekspor Indonesia menurut Komoditi ( Kode HS 8 digit )**

**Juli 2023**

Kode H S	Uraian golongan barang	Berat bersih (Kg)		Nilai F.O.B. ( U S \$ )	
		Bulan ini	Kumulatif	Bulan ini	Kumulatif
		(1)	(2)	(3)	(4)
90319090	parts and accessories, not elsewhere clasified in subheading 903190	5.540	27.805	289.426	3.482.025
90321000	Thermostats	10.958	95.514	361.774	3.434.634
90322000	Manostats	1	1	386	386
90328100	Hydraulic or pneumatic	55	5.293	125	33.182
90328910	Instrument&apparatus incorporating or working in conjunction w/ automatic data processing machine,for automatically regulating or controlling the propulsion, ballast or cargo handling systems of ships	0	381	12	26.310
90328920	Automatic instruments and apparatus for regulating or controlling chemical or electrochemical solutions in the manufacture of PCB/PWB/PCBA	68	130	6.856	12.995
90328931	Automatic regulating voltage units (stabilisers)	2.282	18.400	79.316	643.834
90328939	Automatic regulating or controlling instruments and apparatus, electrically operated, not elsewhere classified in subheading 903289	42.379	278.525	3.356.252	21.988.843
90328990	Automatic regulating or controlling instruments and apparatus, not elsewhere clasified in subheading 903289, non electrically operated	25.106	178.502	1.792.276	13.033.004
90329010	Parts & accessories of instruments & apparatus incorporating/working in conjunction with computer,for automatically regulating/controlling the propulsion,ballast/cargo handling systems of ships	-	65	-	20.390
90329090	Parts and accessories, not elsewhere classified in subheading 903290	9.429	65.641	490.275	3.150.154
90330000	Parts and accessories (not specified or included elsewhere in this Chapter) for machines, appliances, instruments or apparatus of Chapter 90	40.992	291.899	950.226	5.925.520
91011100	Wrist-watches, electrically operated, whether or not incorporating a stop- watch facility, with mechanical display only	209	1.881	29.984	679.030
91011900	Wrist-watches, electrically operated, whether or not incorporating a stop- watch facility, without mechanical display only	16	120	3.422	115.165
91012100	Wrist-watches, non-electrically operated, whether or not incorporating a stop-watch facility, with automatic winding	94	596	9.646	114.346
91012900	Wrist-watches, non-electrically operated, whether or not incorporating a stop-watch facility, without automatic winding	54	762	17.339	140.312
91019100	Pocket-watches and other watches, including stop-watches, with case of precious metal or of metal clad with precious metal, electrically operated	-	11	-	732.980
91019900	Pocket-watches and other watches, including stop-watches, with case of precious metal or of metal clad with precious metal, non-electrically operated	20	397	3.852	87.805
91021100	Wrist-watches other than those of heading 9101, electrically operated, whether or not incorporating a stop-watch facility, with mechanical display only	48	655	3.685	492.968
91021200	Wrist-watches other than those of heading 9101, electrically operated, whether or not incorporating a stop-watch facility, with opto-electronic display only	70	1.080	175.118	535.649
91021900	Wrist-watches other than those of heading 9101, electrically operated, whether or not incorporating a stop-watch facility, without mechanical or opto-electronic display	3.362	27.126	7.050	108.998
91022100	Wrist-watches other than those of heading 9101, non-electrically operated, whether or not incorporating a stop-watch facility, with automatic winding	12	64	4.507	53.350
91022900	Wrist-watches other than those of heading 9101, non-electrically operated, whether or not incorporating a stop-watch facility, without automatic winding	84	986	99.032	1.548.069
91029100	Pocket-watches and other watches, including stop-watches, other than those of heading 9101, electrically operated	-	3	-	135

Tabel 3 : Ekspor Indonesia menurut Komoditi ( Kode HS 8 digit )

Juli 2023

Kode H S	Uraian golongan barang	Berat bersih (Kg)		Nilai F.O.B. ( U S \$ )	
		Bulan ini	Kumulatif	Bulan ini	Kumulatif
		(1)	(2)	(3)	(4)
91029900	Pocket-watches and other watches, including stop-watches, other than those of heading 9101, non-electrically operated	109	1.146	51.925	746.077
91031000	Clocks with watch movements, excluding clocks of heading 9104, electrically operated	216	223	99	9.062
91039000	Clocks with watch movements, excluding clocks of heading 9104, non-electrically operated	1	1	30	43
91051100	Alarm clocks, electrically operated	6	6	1.902	1.902
91051900	Alarm clocks, non-electrically operated	635	1.751	451	3.230
91052100	Wall clocks, electrically operated	1	1.048	5	2.102
91052900	Wall clocks, non-electrically operated	-	5.483	-	19.298
91059190	Clocks excluding alarm clocks or wall clocks, electrically operated, other than marine chronometers	-	10	-	7
91059990	Clocks excluding alarm clocks or wall clocks, non-electrically operated, other than marine chronometers	-	51	-	556
91061000	Time-registers; time-recorders	7.310	80.328	526.549	5.633.470
91069090	Time, with clock or watch movement or with synchronous motor, other than time-registers or time-recorders or parking meters	4.359	28.547	456.317	3.123.144
91070000	Time switches with clock or watch movement or with synchronous motor	229	6.149	11.325	334.365
91081100	Watch movements, complete and assembled with mechanical display only or with a device to which a mechanical display can be incorporated, electrically operated	0	0	568	568
91082000	Watch movements, complete and assembled with automatic winding	199	479	22.900	29.524
91089000	Watch movements, complete and assembled without automatic winding, non-electronic operated	1	1	1.505	1.558
91099000	Clock movements, complete and assembled, non-electrically operated	-	1	-	148
91109000	Complete clock movements, unassembled or partly assembled (movement sets); incomplete clock movements, assembled; rough clock movements	4	5	1.385	2.142
91119000	Parts of watch cases	1	7	13	154
91122000	Clock cases and cases of a similar type for other goods of this Chapter	-	0	-	11
91129000	Parts of clock cases and cases of a similar type for other goods of this Chapter	17	218	104	13.608
91131000	Watch straps, watch bands and watch bracelets, and parts thereof, of precious metal or of metal clad with precious metal	-	2	-	3.331
91132000	Watch straps, watch bands and watch bracelets, and parts thereof, of base metal, whether or not gold- or silver-plated	3	6	145	367
91139000	Watch straps, watch bands and watch bracelets, and parts thereof, other than of precious metal or of metal clad with precious metal or of base metal, whether or not gold- or silver-plated	85	1.484	8.020	465.081
91143000	Dials for clock or watch	0	0	500	500
91149000	Parts for clock or watch parts, not else where clasified in heading 91	107	1.545	2.140	57.506
92011000	Upright pianos, including automatic pianos; harpsichords and other keyboard stringed instruments	479.441	4.036.931	4.810.079	39.329.123
92012000	Grand pianos, including automatic pianos; harpsichords and other keyboard stringed instruments	168.733	1.247.957	3.128.755	21.510.661
92019000	Pianos other than upright pianos or grand pianos, including automatic pianos; harpsichords and other keyboard stringed instruments	78	597	1.346	27.097
92021000	String musical instruments (for example, guitars, violins, harps), played with a bow	1.368	9.495	280.229	1.532.822
92029000	String musical instruments (for example, guitars, violins, harps), played with other than a bow	178.747	1.054.183	5.292.878	34.123.913



Tabel 3 : Ekspor Indonesia menurut Komoditi ( Kode HS 8 digit )

Juli 2023

Kode H S	Uraian golongan barang	Berat bersih (Kg)		Nilai F.O.B. ( U S \$ )	
		Bulan ini	Kumulatif	Bulan ini	Kumulatif
		(1)	(2)	(3)	(4)
92051000	Brass-wind musical instruments (for example, keyboard pipe organs, accordions, clarinets, trumpets, bagpipes), other than fairground organs and mechanical street organs	3	105	580	1.672
92059010	Keyboard pipe organs; harmoniums and similar keyboard instruments with free metal reeds	1.798	1.851	33.074	34.127
92059090	Non brass-wind musical instruments, other than fairground organs and mechanical street organs or keyboard pipe organs, or harmoniums and similar keyboard instruments with free metal reeds	89.874	648.517	4.225.966	30.942.307
92060000	Percussion musical instruments (for example, drums, xylophones, cymbals, castanets, maracas)	253.556	1.189.500	577.899	2.957.986
92071000	Keyboard instruments, other than accordions, the sound of which is produced, or must be amplified, electrically (for example, organs, guitars)	1.476.758	8.785.036	16.175.162	101.940.485
92079000	Musical instruments excluding keyboard instrument, other than accordions; the sound of which is produced, or must be amplified, electrically (for example, organs, guitars, accordions)	597.333	3.591.755	15.722.919	102.706.389
92081000	Musical boxes	0	14	6	533
92089010	Decoy calls of all kinds; whistles, call horns and other mouth-blown sound signalling instruments	1	3.545	203	2.444
92089090	Fairground organs, mechanical street organs, mechanical singing birds, musical saws and other musical instruments not falling within any other heading of this Chapter	28	1.303	1.209	9.505
92093000	Musical instrument strings	417	1.921	242.953	391.384
92099110	Strung backs, keyboards and metal frames for upright pianos	114.671	825.010	838.289	6.001.215
92099190	Parts and accessories for pianos other than strung backs, keyboards and metal frames for upright pianos	144.604	840.582	1.056.388	6.513.541
92099200	Parts and accessories for other musical instruments (for example guitars, violins, harps)	793	6.642	42.438	230.270
92099400	Parts and accessories for the musical instruments, the sound of which is produced, or must be amplified, electrically (for example, organs, guitars, accordions)	187.721	1.217.792	1.849.097	11.517.370
92099900	Metronomes, tuning forks and pitch pipes of all kinds; - Of watches ; - - Parts and accessories for pianos	53.944	354.770	1.128.595	8.016.968
93011000	Artillery weapons (for example, guns, howitzers and mortars)	720	720	208.009	208.009
93019000	Military weapons, other than revolvers, pistols and the arms of heading 9307, 930110,930120	-	1.775	-	1.204.771
93020000	Revolvers and pistols, other than those of heading 9303 or 9304	-	1.952	-	200.922
93033090	Other sporting or target-shooting rifles	-	1	-	41
93039090	Very pistols and other devices designed to project only signal flares, pistols and revolvers for firing blank ammunition, captive- bolt humane killers, line-throwing guns	-	19	-	1.534
93040090	Arms; spring or gas guns and pistols, excluding arms of heading 9307	-	9.336	-	7.002
93059919	Parts and accessories of goods of subheading 93040090; Of oth than leather or of textile material	2	6	109	277
93062100	Shotgun cartridges	9	9	2.541	2.541
93069090	other ammunition and projectiles and parts thereof, including shot and cartridge wads	1.022	12.072	136.988	1.860.008
93070000	Swords, cutlasses, bayonets, lances and similar arms and parts thereof and scabbards and sheaths therefor	12	362	993	9.534
94011000	Seats of a kind used for aircraft, whether or not convertible into beds	25	478	50	10.479
94012010	Seats of a kind used for vehicles of heading 8702, 8703 or 8704, whether or not convertible into beds	55.393	342.217	1.133.990	6.292.237
94012090	Seats of a kind used for vehicles other than of heading 8702, 8703 or 8704, whether or not convertible into beds	31.174	77.836	369.476	1.248.486
94013100	Swivel seats with variable height adjustment of wood, whether or not convertible into beds	231	3.003	3.281	29.867

Tabel 3 : Ekspor Indonesia menurut Komoditi ( Kode HS 8 digit )

Juli 2023

Kode H S	Uraian golongan barang	Berat bersih (Kg)		Nilai F.O.B. ( U S \$ )	
		Bulan ini	Kumulatif	Bulan ini	Kumulatif
(1)	(2)	(3)	(4)	(5)	(6)
94013900	Swivel seats with variable height adjustment of other than wood, whether or not convertible into beds	24	4.628	70	20.229
94014100	Seats other than garden seats or camping equipment, convertible into beds; of wood	-	11	-	603
94014900	Seats other than garden seats or camping equipment, convertible into beds; of other than wood	2.956	35.325	15.173	142.272
94015200	Seat of bamboo	617	19.581	1.659	74.171
94015300	Seat of rattan	645.970	5.704.267	3.998.332	32.650.222
94015900	Seats of cane, osier, or similar materials but other than bamboo or rattan	81.122	1.056.440	946.466	13.165.269
94016100	Seats, with wooden frames ; upholstered	559.187	3.660.053	4.571.046	28.018.065
94016910	Seats, with wooden frames ; With backrest and/or the seat made of rattan	408.821	2.104.296	1.826.822	11.898.217
94016990	Seats, with wooden frames ; With backrest and/or the seat made of other than rattan	4.673.305	40.765.250	28.514.941	227.243.533
94017100	Other seats, with metal frames; upholstered	120.995	942.027	1.579.918	10.796.401
94017910	Other seats, with metal frames; With backrest and/or the seat made of rattan	91.067	710.176	656.582	4.483.984
94017990	Other seats, with metal frames; With backrest and/or the seat made of other than rattan	146.860	2.112.851	2.089.069	22.643.911
94018000	seats, with frames other than of metal or wood	96.177	579.048	986.244	6.052.037
94019100	Seats parts of wood	35.965	299.720	169.452	1.762.782
94019910	Part of seats of subheading 94011000	1.525	4.518	63.892	209.672
94019921	Part seats ; headrest stiffeners and armrests for seats of subheading 94012010	24.853	32.168	129.568	205.426
94019929	Part seats of subheading 940120 ; other than headrest stiffeners and armrests for seats of subheading 94012010	436.091	3.085.796	2.575.213	18.983.377
94019930	Part of seats of subheading 94013100 and 94013900	-	11	-	90
94019991	Seats Part of plastic for subheading 940141 to 940180	119.076	985.711	381.376	6.939.771
94019999	Seats Part of other than plastic for subheading 940141 to 940180	93.918	591.070	523.677	2.705.193
94021010	Dentists' chairs and parts thereof, having rotating as well as both reclining and elevating movements	-	11	-	62
94021030	Barbers' or similar chairs and parts thereof, having rotating as well as both reclining and elevating movements	48	3.334	105	5.399
94029011	Commodes furniture, Furniture specially designed for medical, surgical or veterinary purposes	165	1.083	874	8.968
94029012	Operating tables, electrically operated, Furniture specially designed for medical, surgical or veterinary purposes	-	456	-	15.814
94029014	Examination tables, Furniture specially designed for medical, surgical or veterinary purposes	-	300	-	1.200
94029015	Hospital beds, Furniture specially designed for medical, surgical or veterinary purposes	141.196	1.226.154	812.081	7.042.553
94029019	Furniture specially designed for medical, surgical or veterinary purposes ; other than operating table, examination tables, hospital beds or commodes	-	1.101	-	3.016
94029090	Parts thereof ; furniture specially designed for medical, surgical or veterinary purposes	116.256	602.342	793.729	4.280.727
94031000	Metal furniture of a kind used in offices	68.877	584.784	537.743	5.617.470
94032010	Fume cupboards of metal	22.215	219.784	112.095	1.065.150
94032090	Metal furniture other than fume cupboards, not used in offices	453.329	3.419.287	4.160.773	28.425.882
94033000	Wooden furniture of a kind used in offices	647.988	4.187.859	1.576.671	11.341.043
94034000	Wooden furniture of a kind used in the kitchen	2.902.232	18.069.998	6.429.441	40.348.389
94035000	Wooden furniture of a kind used in the bedroom	3.315.229	24.047.488	14.836.181	102.024.042
94036010	Fume cupboards of wood, not used in offices or kitchen or bedroom	566.210	3.653.504	1.554.912	11.688.193
94036090	Wooden furniture other than fume cupboards of wood, not used in offices or kitchen or bedroom	15.494.461	108.025.575	56.394.349	409.040.753
94037010	Baby walkers of plastics	3.115	3.281	5.807	6.754
94037020	Fume cupboards of plastics	-	181	-	5.333

Tabel 3 : Ekspor Indonesia menurut Komoditi ( Kode HS 8 digit )

Juli 2023

Kode H S	Uraian golongan barang	Berat bersih (Kg)		Nilai F.O.B. ( U S \$ )	
		Bulan ini	Kumulatif	Bulan ini	Kumulatif
(1)	(2)	(3)	(4)	(5)	(6)
94037090	Furniture of plastics other than baby walkers and fume cupboards	85.235	792.837	748.102	8.690.425
94038200	Furniture of bamboo	47.359	385.200	101.124	732.079
94038300	Furniture of rattan	280.480	2.137.577	1.982.208	14.806.861
94038910	Fume cupboards of other materials, including cane, osier, or similar materials	755	16.295	4.721	73.056
94038990	Furniture other than fume cupboards, of other materials, including cane, osier, or similar materials	88.019	1.549.787	1.069.147	15.261.617
94039100	Parts of furniture of wood	561.183	10.009.710	1.814.996	15.434.977
94039910	Parts of baby walkers of plastics	20	6.913	138	35.914
94039990	Parts of furniture other than baby walkers of plastics, excluding of wood	30.389	371.021	125.698	2.139.927
94041000	Mattress supports	135.519	950.593	531.343	3.977.339
94042110	Mattresses of cellular rubber, whether or not covered	547.847	6.371.476	2.520.123	26.343.974
94042120	Mattresses of cellular plastics, whether or not covered	3.428.052	21.979.381	12.193.896	88.306.264
94042910	Spring mattresses	2.331.736	17.291.926	5.946.806	43.791.279
94042920	Mattresses hyperthermia/hypothermia type, of other materials excluding cellular rubber or plastics, other than spring mattresses	114	6.018	1.846	26.714
94042990	Mattresses of other materials excluding cellular rubber or plastics, other than spring mattresses or huperthemia/hypothemia type	916.173	6.180.801	3.334.039	21.468.325
94043000	Sleeping bags	1.472	17.012	36.571	490.468
94044000	Quilts, bedspreads, eiderdowns and duvets (comforters)	4.878	33.665	40.020	351.470
94049000	Articles of bedding&similar furnishing excl mattresses,sleeping bag,quilts,eiderdown&duvets,fitted with spings/stuffed/internally fitted w/ any material/of cellular rubber/plastics,whether/not covered	163.583	1.240.574	1.757.104	13.055.186
94051191	Spotlights, designed for use solely with LED light sources, not used for lighting public open spaces or thoroughfares	179	3.313	543	36.799
94051199	Chandelier&oth electric ceiling/wall lighting fitting,excl those of used for lighting public open space/thoroughfare,used for solely w/ LED light source,oth than luminaire for operating room/spotlight	125.397	1.069.066	739.032	6.662.676
94051910	Luminaires for operating rooms, designed for use not with light-emitting diode (LED) light sources	-	2	-	94
94051991	Spotlights, designed for use not with LED light sources, not used for lighting public open spaces or thoroughfares	-	172	-	1.205
94051999	Chandelier&oth electric ceiling/wall lighting fitting,excl those of used for lighting public open space/thoroughfare,not w/ LED light source, oth than luminaire for operating room/spotlight/luminaires w/ fluorescent lamp	2.891	16.593	40.073	201.033
94052110	Electric table, desks, bedside or floor-standing luminaires for operating rooms, designed for use solely with light-emiting diode (LED) light sources	-	115	-	1.053
94052190	Electric table, desks, bedside or floor-standing luminaires not for operating rooms, designed for use solely with light-emiting diode (LED) light sources	18.608	79.340	103.982	454.618
94052990	Electric table, desks, bedside or floor-standing luminaires not for operating rooms, designed for use not solely with light-emiting diode (LED) light sources	3.283	11.741	14.593	137.688
94053100	Lighting strings of a kind used for Christmas trees, designed for use solely with light-emitting diode (LED) light sources	418	430	3.250	3.270
94053900	Lighting strings of a kind used for Christmas trees, designed for use not with light-emitting diode (LED) light sources	17	73	480	2.676
94054110	Searchlights, photovoltaic, designed for use solely with light-emitting diode (LED) light sources	4.399	28.008	258.151	1.868.866
94054120	Spotlights other than searchlight, photovoltaic, designed for use solely with light-emitting diode (LED) light sources	-	459	-	8.597

Tabel 3 : Ekspor Indonesia menurut Komoditi ( Kode HS 8 digit )

Juli 2023

Kode H S	Uraian golongan barang	Berat bersih (Kg)		Nilai F.O.B. ( U S \$ )	
		Bulan ini	Kumulatif	Bulan ini	Kumulatif
		(1)	(2)	(3)	(4)
94054130	Non-flashing aerodrome beacons; lamps for railway rolling stock, locomotives, aircraft, ships or lighthouses, of base metal, photovoltaic, designed for use solely with LED light sources	-	12	-	615
94054140	Electric luminaire&lighting fitting,used for lighting public open spaces/thoroughfares;oth exterior lighting,oth than HS 94054110-94054130	140.805	265.097	439.753	1.035.789
94054190	Electric luminaires and lighting fittings, photovoltaic, designed for use solely with LED light sources, n.e.c in subheading 940541	3.660	82.253	34.589	1.050.762
94054210	Searchlights, non photovoltaic, designed for use solely with light-emitting diode (LED) light sources	20	77	10	1.726
94054220	Spotlights other than searchlight, non photovoltaic, designed for use solely with light-emitting diode (LED) light sources	1.084	3.129	15.751	40.425
94054230	Non-flashing aerodrome beacons; lamps for railway rolling stock, locomotives, aircraft, ships or lighthouses, of base metal, non photovoltaic, designed for use solely with LED light sources	-	0	-	29
94054240	Pilot lamps with fittings for electro-thermic domestic appliances of heading 8516; non photovoltaic, designed for use solely with LED light sources	16.320	114.302	140.794	1.316.409
94054250	Electric luminaire&lighting fitting,used for lighting public open spaces/thoroughfares, non photovoltaic, designed for use solely with LED light source; other than HS 94054210-94054240	171	238	2.205	3.063
94054260	Exterior lighting, of a kind not used for lighting public open spaces/throughfares; non photovoltaic, designed for use solely with LED light sources	1.273	4.356	28.762	103.404
94054290	Electric luminaires & lighting fittings, non photovoltaic, designed for use solely with LED light sources, n.e.c. subheading 940542	524.595	777.250	6.913.308	10.778.842
94054910	Searchlights, designed for use not only with with light-emitting diode (LED) light sources	-	2.345	-	11.378
94054920	Spotlights other than searchlights, designed for use not only with with light-emitting diode (LED) light sources	1	123	774	7.423
94054930	Non-flashing aerodrome beacons; lamps for railway rolling stock, locomotives, aircraft, ships/lighthouses, of base metal; designed for use not only with with light-emitting diode (LED) light sources	-	2	-	14.439
94054940	Pilot lamps with fittings for electro-thermic domestic appliances of heading 8516; designed for use not only with with light-emitting diode (LED) light sources	-	131.068	-	2.146.768
94054960	Exterior lighting, of a kind not used for lighting public open spaces/throughfares; designed for use not only with LED light sources	3	1.828	48	2.928
94054990	Electric luminaires & lighting fittings, designed for use not only with LED light sources, other than n.e.c subheading 940549	22.759	79.162	93.701	404.088
94055011	Non-electrical luminaires and lighting fittings, of oil-burning type, of brass of a kind used for religious rites	276	2.071	8.673	68.113
94055019	Non-electrical luminaires and lighting fittings, of oil-burning type, of other than brass of a kind used for religious rites	331	13.483	3.454	67.897
94055040	Hurricane lamps, non-electric	762	8.935	34.013	75.699
94055090	Non-electrical luminaires and lighting fittings, other of oil-burning type or hurricane lamps or miners' lamps and quarrymen's lamps	1.726	17.174	26.704	165.207
94056110	Warning signs, street name signs, road and traffic signs, designed for use solely with LED light sources	-	0	-	1
94056190	Illuminated signs, illuminated name-plates and the like, designed for use solely with LED light sources, other than warning signs, street name signs, road and traffics signs	-	3.507	-	72.760

Tabel 3 : Ekspor Indonesia menurut Komoditi ( Kode HS 8 digit )

Juli 2023

Kode H S	Uraian golongan barang	Berat bersih (Kg)		Nilai F.O.B. ( U S \$ )	
		Bulan ini	Kumulatif	Bulan ini	Kumulatif
(1)	(2)	(3)	(4)	(5)	(6)
94056910	Warning signs, street name signs, road and traffic signs, designed for use not solely with LED light sources	-	8	-	100
94056990	Illuminated signs, illuminated name-plates and the like, designed for use not solely with LED light sources, other than warning signs, street name signs, road and traffics signs	4.896	34.653	160.980	805.994
94059140	Parts for globes or chimneys of glass	173	290	1.093	1.730
94059190	Parts for luminaires and lighting fittings of glass, other than for luminaires for operating rooms or spotlights or globes or chimneys, or searchlights	-	96	-	3.158
94059290	Parts for luminaires and lighting fittings of plastics, other than for luminaires for operating rooms or spotlights or searchlights	3.408	34.780	17.382	431.744
94059910	Parts for lampshades of textile material	339	1.931	14.421	41.076
94059920	Parts for lampshades of other material	6.919	43.367	37.592	380.264
94059930	Parts of luminaires of subheading 94055011 or 94055019, of other materials excluding glass or plastics	44	167	855	2.423
94059940	Parts for searchlights or spotlights, of other materials excluding glass or plastics	5	2.616	562	177.399
94059950	Parts for luminaires and lighting fittings, other than lampshades or luminaires of subheading 94055011 or 94055019 or searchlights or spotlights; of ceramic or of metal	420	7.071	12.396	117.216
94059990	Parts for luminaires & lighting fittings, oth than lampshade/luminaire of subhead 94055011 or 94055019/searchlight/spotlight; of oth matherials excluding glass/plastics/ceramic/metal	31.935	134.039	351.708	1.832.505
94061090	Greenhouses of wood not fitted with mechanical or thermal equipment	235.614	882.743	537.768	1.627.143
94062090	Greenhouses not fitted with mechanical or thermal equipment, modular building units, of steel	63	54.049	414	131.241
94069011	Greenhouses fitted with mechanical or thermal equipment, of iron or of steel	400	2.237	10.850	29.322
94069019	Greenhouses fitted with mechanical or thermal equipment, of any materials other than of iron or of steel or of plastics	32.722	71.522	40.017	141.995
94069020	Prefabricated buildings other than greenhouses fitted with mechanical or thermal equipment, of plastics or of aluminium	180	5.445	2.160	26.688
94069030	Prefabricated buildings other than greenhouses fitted with mechanical or thermal equipment, of iron or of steel	707.886	2.715.835	706.537	3.196.568
94069040	Prefabricated buildings other than greenhouses fitted with mechanical or thermal equipment, of cement, of concrete or of artificial stone	1.548	141.434	884	274.795
94069090	Prefabricated buildings oth than greenhouses fitted with mechanical or thermal equipment, of any materials other than plastics or aluminium or iron or steel or cement or concrete or artificial stone	54.268	539.907	42.656	1.207.249
95030010	Tricycles, scooters, pedal cars and similar wheeled toys; dolls' carriages	34.177	203.114	226.155	1.003.623
95030021	Dolls, whether or not dressed	1.857.168	10.957.984	21.234.623	118.201.279
95030022	Garments and garment accessories; footwear and headgear for dolls	606	11.669	11.494	447.862
95030029	Parts and accessories for dolls other than garments and garment accessories; footwear and headgear	37.252	546.270	205.908	3.580.926
95030030	Electric trains, including tracks, signals and other accessories therefor	107	421	2.769	10.805
95030040	Reduced size ("scale") models and similar recreational models, working or not	473.374	1.858.765	5.230.972	27.378.801
95030050	Construction sets and constructional toys, other than electric trains or reduced size ("scale") models, of materials other than plastics	1.916	10.167	52.073	264.349
95030060	Stuffed toys representing animals or non-human creatures	1.195.630	6.162.503	16.258.077	94.004.280
95030070	Puzzles of all kinds	112.673	147.803	529.280	762.470

Tabel 3 : Ekspor Indonesia menurut Komoditi ( Kode HS 8 digit )

Juli 2023

Kode H S	Uraian golongan barang	Berat bersih (Kg)		Nilai F.O.B. ( U S \$ )	
		Bulan ini	Kumulatif	Bulan ini	Kumulatif
		(1)	(2)	(3)	(4)
95030080	Portable interactive electronic educational devices primarily designed for children	-	0	-	10
95030091	Numerical, alphabetical or animal blocks or cut-outs; word builder sets; word making and talking sets; toy printing sets; toy counting frames (abaci); toy sewing machines; toy typewriters	36.193	276.518	177.596	1.415.140
95030093	Marbles	2	21	388	1.085
95030094	Toys, of rubber, other than HS 95030091-95030093	368	6.384	2.661	28.701
95030099	Toys not elsewhere classified in 9503	730.478	4.906.969	5.389.698	36.273.461
95042020	Tables for billiards of all kinds	4.634	19.113	7.818	32.717
95042030	Billiard chalks	1.550	13.464	12.119	99.802
95042090	Articles and accessories for billiards of all kinds other than tables or chalks	496	12.068	17.006	227.888
95043030	Games of chance that immediately return a monetary award; parts and accessories thereof	4	44	806	4.515
95043040	Pintables or slot machines other than games of chance, operated by coins, banknotes, bank cards, tokens or by any other means of payment, other than automatic bowling alley equipment	-	71	-	165
95043050	Games operated by coin,banknote,bank card,tokens or by any other means of payment, oth than auto bowling alley equipment;oth than game of chance/ pintables/slot machine, parts of wood,paper or plastic	-	240	-	15.049
95043090	Games, operated by coins, banknotes, bank cards, tokens or by any other means of payment, other than games of chance or pintables/slot machines, parts of wood, paper or plastics	20.604	88.013	432.934	1.981.745
95044000	Playing cards	564	5.948	26.290	593.799
95045010	Video game consoles and machines, other than those of subheading 950430, of a kind used with a television receiver	51	2.164	9.117	77.841
95045090	Video game consoles and machines, other than those of subheading 950430, of a kind used not with a television receiver	205	1.840	33.234	261.488
95049021	Darts and parts and accessories therefor, of wood, of paper or of plastics	-	20	-	55
95049029	Darts and parts and accessories therefor, of other than wood or paper or plastics	2	138	12	2.054
95049032	Tables designed for use with casino games, of wood or of plastics	6	132	414	1.907
95049033	Tables designed for use with casino games, of other than wood or plastics	-	4	-	16
95049039	Gambling equipment and paraphernalia other than tables designed for use with casino games or mahjong tiles, of other than wood or paper or plastics	1.167	2.133	77	4.555
95049092	Tables designed for games, of wood or of plastics	519	13.237	5.384	90.365
95049095	Parlour games, of wood, or of paper or of plastics	-	111	-	7.417
95049099	Parlour games, of materials other than wood, or paper or plastics	471	320.784	125.475	1.463.770
95051000	Articles for Christmas festivities	398.621	967.356	2.663.513	6.623.598
95059000	Festive, carnival or other entertainment articles, including conjuring tricks and novelty jokes other than for Christmas	41.631	91.903	251.635	545.865
95061900	Snow-ski equipment other than ski-fastenings (ski-bindings)	238	5.707	12.484	104.459
95062100	Sailboards	-	335	-	4.605
95062900	Water-skis, surf-boards and other water-sport equipment excluding sailboards	13.832	158.760	801.145	3.083.351
95063100	Golf clubs, complete	42	1.435	1.780	68.800
95063200	Golf balls	352.763	2.268.310	2.851.907	17.778.758
95063900	Golf equipment other than balls	9	14.616	4.142	138.901
95064010	Tables for table-tennis	41	1.297	179	5.762
95064090	Articles and equipment for table-tennis excluding tables	29	2.715	1.656	13.204
95065100	Lawn-tennis rackets, whether or not strung	14	346	18	3.807
95065900	Tennis, badminton or similar rackets, whether or not strung excluding lawn-tennis rackets	2.567	4.504	31.938	222.693

Tabel 3 : Ekspor Indonesia menurut Komoditi ( Kode HS 8 digit )

Juli 2023

Kode H S	Uraian golongan barang	Berat bersih (Kg)		Nilai F.O.B. ( U S \$ )	
		Bulan ini	Kumulatif	Bulan ini	Kumulatif
		(1)	(2)	(3)	(4)
95066100	Lawn-tennis balls	27.466	159.374	218.556	1.434.113
95066200	Inflatable balls	111.713	1.143.331	1.364.938	13.327.974
95066900	Balls, other than golf balls and table-tennis balls excluding lawn-tennis balls or inflatable balls	10.952	60.200	132.842	1.042.687
95067000	Ice skates and roller skates, including skating boots with skates attached	2	918	85	4.681
95069100	Articles and equipment for general physical exercise, gymnastics or athletics	39.246	152.897	776.319	5.888.566
95069910	Bows (including crossbows) and arrows	8	137	460	3.210
95069920	Nets, cricket pads and shin guards	533	2.652	19.049	58.919
95069930	Shuttlecocks	438	8.782	17.243	387.742
95069990	Swimming pools and paddling pools	60.490	426.645	849.611	6.619.449
95071000	Fishing rods	24.372	180.781	2.597.650	21.952.886
95072000	Fish-hooks, whether or not snelled	18.321	161.299	1.305.362	10.718.166
95073000	Fishing reels	340	5.953	11.256	168.148
95079000	Line fishing tackle oth than fishing rods,fish-hooks,fishing reels; fish landing nets,butterfly nets&similar nets;decoy "birds" oth than those of heading 9208/9705 &similar hunting/shooting requisites	25.586	115.569	760.016	4.045.676
95082100	Amusement park rides; roller coasters	120	390	6.521	12.840
95082200	Amusement park rides; carousels, swings and roundabouts	-	1.375	-	1.375
95082400	Amusement park rides; motion simulators and moving theatres	11.283	22.917	3.431	6.760
95082900	Amusement park rides; other than roller coasters, carousels, swings and roundabouts, dodge'em cars, motion simulators and moving theatres, water rides	-	600	-	4.351
95083000	Fairground amusements, including shooting galleries	-	10	-	1.448
95084000	Travelling theatres	-	24	-	114
96011090	Worked ivory and articles of ivory; other than cigar or cigarette cases, tobacco jars, ornamental articles	288	1.776	2.200	9.910
96019011	Worked mother-of-pearl or tortoise-shell and articles of the foregoing' cigar or cigarette cases, tobacco jars, ornamental articles	15.685	190.710	154.498	1.297.294
96019012	Worked mother-of-pearl or tortoise-shell and articles of the foregoing; pearl nucleus	25	41	4.556	5.415
96019019	Worked mother-of-pearl or tortoise-shell and articles of the foregoing; other than cigar or cigarette cases, tobacco jars, ornamental articles, pearl nucleus	1.406	56.755	101.321	378.176
96019021	Worked capiz shells and articles of the foregoing; ornamental articles	1.344	10.280	8.322	71.104
96019029	Worked capiz shells and articles of the foregoing; other than ornamental articles	185	702	3.575	19.357
96019099	Worked bone, horn, antlers, coral &oth animal carving material (excl.ivory,mother-of-pearl,tortoise-shell,capiz shell)&articles thereof; oth than cigar/cigarette cases,tobacco jars,ornamental articles	-	35.230	-	806.288
96020010	Gelatin capsules for pharmaceutical products	46.692	382.706	1.392.223	11.139.339
96020020	Cigar or cigarette cases, tobacco jars, ornamental articles from worked vegetable/mineral carving material/of wax, stearin, natural gums/natural resins/modelling pastes & other moulded/carved articles	-	1.715	-	3.395
96020090	Worked vegetable/mineral carving material,moulded/carved articles of wax,stearin,natural gums/natural resins/modelling pastes, worked unhardened gelatin (excl.HS3503)&articles thereof; n.e.c in HS9602	49	14.572	553	85.325
96031010	Brushes, consisting of twigs or other vegetable materials bound together, with or without handles	2.306	31.617	6.148	73.951
96031020	Brooms, consisting of twigs or other vegetable materials bound together, with or without handles	6.690.860	39.264.624	2.902.403	16.741.992
96032100	Tooth brushes, including dental-plate brushes	36.140	332.170	402.248	3.774.651

Tabel 3 : Ekspor Indonesia menurut Komoditi ( Kode HS 8 digit )

Juli 2023

Kode H S	Uraian golongan barang	Berat bersih (Kg)		Nilai F.O.B. ( U S \$ )	
		Bulan ini	Kumulatif	Bulan ini	Kumulatif
		(1)	(2)	(3)	(4)
96032900	Shaving brushes, hair brushes, nail brushes, eyelash brushes and other toilet brushes for use on the person, including such brushes constituting parts of appliances; other than tooth brushes	6.321	135.675	139.935	1.173.991
96033000	Artists' brushes, writing brushes and similar brushes for the application of cosmetics	406	6.721	9.830	58.365
96034000	Paint, distemper, varnish or similar brushes (other than brushes of subheading 960330), paint pads and rollers	148.674	1.162.192	729.792	6.142.569
96035000	Brushes constituting parts of machines, appliances or vehicles; other than brushes of subheading 96321 to 960340)	17	295	72	6.880
96039010	Prepared knots and tufts for broom or brush making	38.650	246.150	89.562	299.588
96039020	Hand-operated mechanical floor sweepers, not motorised	20	8.544	245	10.836
96039040	Brushes; not elsewhere classified in heading 9603	20	2.695	8	27.926
96039090	Brooms (not elsewhere classified in heading 9603), mops and feather dusters, squeegees (other than roller squeegees)	33.653	237.481	142.103	988.963
96040010	Hand sieves and hand riddles; of metal	2.250	2.388	9.000	9.186
96040090	Hand sieves and hand riddles; of material other than metal	131	1.062	128	1.606
96050000	Travel sets for personal toilet, sewing or shoe or clothes cleaning	3.240	36.190	25.070	208.376
96061010	Press-fasteners, snap-fasteners and press-studs and parts therefor; of plastics	2	384	17	18.331
96061090	Press-fasteners, snap-fasteners and press-studs and parts therefor; of material other than plastics	507	25.947	10.430	73.834
96062100	Buttons; of plastics, not covered with textile material	546	3.711	13.409	93.869
96062200	Buttons; of base metal, not covered with textile material	113	1.892	438	64.048
96062900	Buttons; of plastics covered with textile material, or of base metal covered with textile material, or of materials other than plastic and base metal	3.645	46.690	37.313	526.955
96063010	Button moulds and other parts of buttons, button blanks; of plastics	0	103	0	835
96063090	Button moulds and other parts of buttons, button blanks; of material other than plastics	15.679	99.672	660.742	3.023.010
96071100	Slide fasteners; fitted with chain scoops of base metal	123.726	429.016	315.510	958.693
96071900	Slide fasteners; not fitted with chain scoops of base metal	4.009	88.033	59.213	1.406.264
96072000	Parts of slide fasteners	1.066.678	5.909.293	7.970.631	40.446.610
96081010	Ball point pens; having a body mainly of plastics	20.690	73.371	263.425	1.015.409
96081090	Ball point pens; other than those having a body mainly of plastics	24.979	115.697	560.679	2.059.256
96082000	Felt tipped and other porous-tipped pens and markers	39.456	182.102	354.684	1.641.692
96083020	Fountain pens	1.293	2.317	522	8.912
96083090	Stylograph pens and other pens (not elsewhere classified in heading 9608)	824	1.493	8.643	128.056
96084000	Propelling or sliding pencils	142	1.031	6.509	33.907
96085000	Sets of articles from two or more of the subheading 960810 to 960840	152	446	2.211	4.395
96086010	Refills for ball point pens, comprising the ball point and ink- reservoir; of plastics	-	315	-	5.979
96086090	Refills for ball point pens, comprising the ball point and ink- reservoir; of materials other than plastics	464	2.795	17.398	131.898
96089190	Pen nibs and nib points; of materials other than gold or gold-plated	3	913	143	40.073
96089910	Duplicating stylos	-	3	-	12
96089991	Parts of ball point pens, not elsewhere classified in heading 9608; of plastics	-	725	-	21.058
96089999	Parts of ball point pens (not elsewhere classified in heading 9608) of materials other than plastic, parts of propelling or sliding pencils, pen-holders, pencil-holders and similar holders	21	653	934	20.825
96091010	Black pencils, with leads encased in a sheath (other than pencils of heading 9608)	68.708	1.156.005	663.151	9.797.397



Tabel 3 : Ekspor Indonesia menurut Komoditi ( Kode HS 8 digit )

Juli 2023

Kode H S	Uraian golongan barang	Berat bersih (Kg)		Nilai F.O.B. ( U S \$ )	
		Bulan ini	Kumulatif	Bulan ini	Kumulatif
(1)	(2)	(3)	(4)	(5)	(6)
96091090	Pencils (other than pencils of heading 9608) and crayons, with leads encased in a sheath; other than black pencils	209.912	1.579.687	2.315.945	16.771.706
96092000	Pencil leads, black or coloured	13.796	137.788	97.264	707.940
96099010	Slate pencils for school slates	-	5	-	3
96099030	Pencils (other than pencils of heading 9608) and crayons, without leads encased in a sheath	-	108	-	216
96099091	Writing or drawing chalks	160.684	1.203.918	164.161	1.217.318
96099099	Pastels, drawing charcoals, and tailors' chalks	12.133	1.367.081	123.101	3.453.925
96100010	School slates	-	60	-	25
96100090	Slates and boards, with writing or drawing surfaces, whether or not framed; other than school slates	617.025	2.193.875	859.992	3.331.547
96110000	Date, sealing, or numbering stamps, and the like (hand operated, incl. devices for printing/embossing labels), hand-operated composing sticks & hand printing sets incorporating such composing sticks	45	593	1.324	18.770
96121010	Typewriter or similar ribbons, inked or otherwise prepared for giving impressions, whether or not on spools or in cartridges; of textile fabric	60.138	382.351	1.285.788	8.366.691
96121090	Typewriter or similar ribbons, inked or otherwise prepared for giving impressions, whether or not on spools or in cartridges; of materials other than textile fabric	5.675	28.225	81.090	448.268
96122000	Ink-pads, whether or not inked, with or without boxes	1	8	10	26
96131090	Pocket lighters, gas fuelled, non-refillable; of materials other than plastics	-	108	-	501
96132090	Pocket lighters, gas fuelled, refillable; of materials other than plastics	-	22	-	1.098
96138010	Piezo-electric lighters for stoves and ranges	0	14.469	53	78.861
96138030	Cigarette lighters or table lighters, of materials other than plastics	4	4	4	4
96138090	Lighters, whether or not mechanical or electrical; other than gas fuelled pocket lighters, piezo-electric lighters for stoves and ranges, cigarette lighters or table lighters	0	20	16	5.226
96139010	Refillable cartridges or other receptacles, which constitute parts of mechanical lighters, containing liquid fuel or liquefied gases	288	5.505	12.563	48.803
96139090	Parts of lighters; other than flints, wicks, refillable cartridges or other receptacles, which constitute parts of mechanical lighters, containing liquid fuel or liquefied gases	-	345	-	895
96140010	Roughly shaped blocks of wood or root for the manufacture of smoking pipes	-	0	-	68
96140090	Smoking pipes (including pipe bowls) and cigar or cigarette holders, and parts thereof; other than roughly shaped blocks of wood or root for the manufacture of pipes	2.682	5.298	19.827	49.163
96151120	Combs, hair-slides and the like; of hard rubber	2	922	6	6.724
96151130	Combs, hair-slides and the like; of plastics	25	3.602	27	9.459
96151900	Combs, hair-slides and the like; of materials other than hard rubber and plastics	1.303	10.073	16.347	114.406
96159011	Decorative hair pins; of aluminium	700	708	1.125	1.138
96159012	Decorative hair pins; of iron or steel	38	38	40	40
96159013	Decorative hair pins; of plastics	0	7	6	18
96159019	Decorative hair pins; of materials other than aluminium, iron or steel, plastics	8	615	96	13.382
96159021	Parts of combs, hair-slides and the like, hair pins, curling pins, curling grips, hair-curlers and the like, other than those of heading 8516; of plastics	-	2	-	5
96159022	Parts of combs, hair-slides and the like, hair pins, curling pins, curling grips, hair-curlers and the like, other than those of heading 8516; of iron or steel	-	2.080	-	17.500
96159091	Hair pins (other than decorative), curling pins, curling grips, hair-curlers and the like, other than those of heading 8516; of aluminium	19	293	21	985

Tabel 3 : Ekspor Indonesia menurut Komoditi ( Kode HS 8 digit )

Juli 2023

Kode H S	Uraian golongan barang	Berat bersih (Kg)		Nilai F.O.B. ( U S \$ )	
		Bulan ini	Kumulatif	Bulan ini	Kumulatif
		(1)	(2)	(3)	(4)
96159093	Hair pins (other than decorative), curling pins, curling grips, hair-curlers and the like, other than those of heading 8516; of plastics	-	6	-	16
96159099	Hair pins (other than decorative), curling pins, curling grips, hair-curlers and the like, other than those of heading 8516; of materials other than aluminium, iron or steel, plastics	3	47	14	403
96161010	Scent sprays and similar toilet sprays	-	19	-	75
96161020	Mounts and heads of scent sprays and similar toilet sprays	19.964	155.536	119.353	893.115
96162000	Powder-puffs and pads for the application of cosmetics or toilet preparations	2.280	12.693	32.024	222.548
96170010	Vacuum flasks and other vacuum vessels, complete	3.852	31.030	6.738	61.836
96170020	Parts vacuum flasks and other vacuum vessels, other than glass inners	-	108	-	1.407
96180000	Tailors' dummies and other lay figures; automata and other animated displays used for shop window dressing	5.574	34.990	224.018	1.354.022
96190011	Sanitary towels (pads) and tampons, napkins (diapers), napkin liners and similar articles); with an absorbent core of wadding of textile materials; disposable	25.570	76.532	78.304	537.477
96190012	Sanitary towels and tampons; of paper, paper pulp, cellulose wadding or webs of cellulose fibres; disposable	240.239	1.318.595	1.462.062	8.275.821
96190013	Baby napkins and pads for incontinence; of paper, paper pulp, cellulose wadding or webs of cellulose fibres; disposable	2.642.361	14.172.505	7.054.372	40.235.652
96190014	Napkins (diapers), napkin liners and similar articles other than sanitary towels/tampons and baby napkins/pads; of paper, paper pulp, cellulose wadding or webs of cellulose fibres; disposable	31.439	260.795	109.231	856.240
96190019	Sanitary towels (pads) and tampons, napkins (diapers), napkin liners and similar articles); of materials other than paper, paper pulp, cellulose wadding or webs of cellulose fibres; disposable	178.127	1.635.532	542.391	4.911.251
96190092	Sanitary towels (pads); not disposable	5	231	18	14.410
96190093	Sanitary tampons, napkins (diapers), napkin liners and similar articles other than sanitary towels (pads); knitted or crocheted; not disposable	-	24	-	60
96190099	Sanitary tampons, napkins (diapers), napkin liners and similar articles other than sanitary towels (pads); not knitted or crocheted; not disposable	2.390	35.376	8.581	109.959
96200010	Monopods, bipods, tripods and similar articles; of plastics	1.936	16.149	42.419	394.324
96200030	Monopods, bipods, tripods and similar articles; of iron and steel	148	304	2.530	3.785
96200040	Monopods, bipods, tripods and similar articles; of aluminium	116	698	9.704	51.371
96200050	Monopods, bipods, tripods and similar articles; of wood	27	192	2.252	10.249
96200090	Monopods, bipods, tripods and similar articles; of material other than plastics, carbon and graphite, iron and steel, aluminium, wood	186	1.553	982	25.465
97012100	Paintings, drawings and pastels, executed entirely by hand, other than drawings of heading 4906 and other than hand-painted or hand-decorated manufactured articles; of an age exceeding 100 years	2.327	22.292	46.245	347.797
97012200	Mosaics; of an age exceeding 100 years	10.716	10.777	27.200	27.505
97012900	Collages and similar decorative plaques other than mosaics; of an age exceeding 100 years	70	1.923	4.356	82.502
97019100	Paintings, drawings and pastels, executed entirely by hand, other than drawings of heading 4906 and other than hand-painted or hand-decorated manufactured articles; of an age not exceeding 100 years	6.739	27.268	70.645	454.658
97019200	Mosaics; of an age not exceeding 100 years	-	396	-	404.685
97019900	Collages and similar decorative plaques other than mosaics; of an age not exceeding 100 years	2.667	34.984	47.710	884.375

Tabel 3 : Ekspor Indonesia menurut Komoditi ( Kode HS 8 digit )

Juli 2023

Kode H S	Uraian golongan barang	Berat bersih (Kg)		Nilai F.O.B. ( U S \$ )	
		Bulan ini	Kumulatif	Bulan ini	Kumulatif
		(1)	(2)	(3)	(4)
97031000	Original sculpture and statuary, in any material; of an age exceeding 100 years	-	24	-	56
97039000	Original sculpture and statuary, in any material; of an age not exceeding 100 years	48.116	245.005	106.091	945.344
97040000	Postage or revenue stamps, stamp-postmarks, first-day covers, postal stationery (stamped paper), and the like, used or unused, other than those of heading 4907	3	162	342	5.671
97052200	Collections and collectors' pieces of zoological, botanical, mineralogical, anatomical or paleontological interest; extinct or endangered species and parts thereof	-	28	-	1.836
98016012	Sedan with body in assembled and painted, set value at least Rp150.000.000,00 other than those of subheading 9801.90; IKD	-	7	-	7.269
98017010	Motor vehicles for the transport of goods of heading 87.04 other than those of subheading 9801.90; of a g.v.w ≤ 5 tonnes; IKD	-	1	-	39
98019050	Chassis fitted with electric motor for propulsion, of heading 87.06; four-wheeled or more electric motor vehicle, only with battery electric motor for propulsion; IKD	-	115	-	26.341
98021000	Rotary internal combustion piston engine or reciprocating spark-ignition combustion piston engine or compression-ignition piston engine (diesel/semi diesel) of IKD motor vehicle	-	50	-	1.000
98022000	Gear boxes of IKD motor vehicle	-	26.060	-	8.299
98023000	Drive-axles of IKD motor vehicle	790	1.834	5.658	18.935
98042000	Bulb plate of non-alloy steel, w/ a height of < 80 mm & carbon weight of < 0.6%, not further worked than hot-rolled, hot-drawn or extruded, of ship, which is included in the tariff head 7216.50.19	-	18.495	-	16.418
98043000	Bulb plate of non-alloy steel, w/ a height of ≥ 80 mm & carbon weight of < 0.6%, not further worked than hot-rolled, hot-drawn or extruded, of ship, which is included in the tariff head 7216.50.99	-	21.915	-	22.921
98045000	Forged round bar of non-alloy steel with a carbon content of less than 0.6% by weight, of ship, which is included in the tariff heading 7214.10.11	-	30	-	1.248
98051000	Longitudinally Electric Resistance Welded (ERW) from stainless steel, containing by weight 16 to 18% of chromium and 10% to 15% of nickel, of ship, which is included in tariff heading 7306.11.10	-	73	-	384
98054010	Flanges with an inner diameter < 15 cm from stainless steel, containing by weight 16%-18% of chromium and 10%-15% of nickel, of ship, which is included in tariff heading 7307.21.10	-	151	-	370
98054030	Threaded elbows, curves & sleeves of stainless steel, with an inner diameter of < 15 cm w/ chromium content of 16-18% & nickel of 10%-15%, of ship, which is included in the tariff heading 7307.22.10	-	46	-	210
98055010	Chain for vessel's anchor of stud links type, of ship, which is included in the tariff heading 7315.81.00.	-	49.074	-	54.500
98072010	Extruded bars and rods of aluminium alloys, containing by weight 0.4% to 1.3% of silicone and 0.4% to 1.2% of manganese, of ship, which is included in tariff heading 7604.29.10	-	320	-	2.006
98074010	Pipe of aluminium, not alloyed, of ship, which is included in the tariff heading 7608.10.00	3	43	86	385
98085000	Mechanical seals on shafts bars used in vessels, which is included in tariff heading 8484.20.00	-	28	-	912
98086000	Blades and propellers used on vessels, not equipped with electrical connectors, insulators, coils, contacts or other electrical parts, which is included in tariff heading 8487.10.00	-	17	-	94

**Tabel 3 : Ekspor Indonesia menurut Komoditi ( Kode HS 8 digit )**

**Juli 2023**

Kode H S	Uraian golongan barang	Berat bersih (Kg)		Nilai F.O.B. ( U S \$ )	
		Bulan ini	Kumulatif	Bulan ini	Kumulatif
		(3)	(4)	(5)	(6)
98087120	Diesel engine for the propulsion of vessel, with a power > 100 kW but ≤ 750 kW, which is included in tariff heading 8408.10.30	-	275	-	25
98087210	Parts of diesel engine for marine propulsion with power ≤ 22.38 kW used for insulating sound or heat, which is included in the tariff heading 8409.99.59	732	738	734	2.500
98087220	Parts of diesel engine for marine propulsion with power > 22.38 kW used for insulating sound or heat, which is included in the tariff heading 8409.99.69	-	150	-	74
98087630	Portal or pedestal jib cranes with a capacity of more than 15 Tons, which is included in tariff heading 8426.30.00	-	344	-	743
98087730	Vessel's booster system consisting of electrically operated propellers and motors, which is included in the tariff heading 8479.89.69	-	300	-	12.269
98087750	Controller functioning to align the speed of the vessel, not electrically operated, which is included in the tariff heading 8479.89.70	16	16	166	166
98087850	Manually operated butterfly valve of cast iron with an internal diameter of 8 cm or more, of ship, which is included in tariff heading 8481.80.62	178	180	6.641	6.815
98087860	Water pipeline valve of globe valve type, of ship, which is included in tariff heading 8481.80.63	3	26.103	30	63.165
98087870	Gate valves, manually operated, of iron or steel, having inlet and outlet internal diameters of > 5 cm but ≤ 40 cm, of ship, which is included in tariff heading 8481.80.73	-	7	-	610
98087880	Gate valves, manually operated, of iron or steel, having inlet and outlet internal diameters of > 40 cm, of ship, which is included in tariff heading 8481.80.74	-	9	-	789
98092000	Internal communication system used in vessels, in the form of an electric sound amplifier set consisting of microphone, amplifier, loudspeaker & oth equipment, which is include in tariff head 8518.50.10	293	695	17.839	18.447
98093000	Valve control system panels for piping systems, operated hydraulically, pneumatically or electrically, with a voltage ≤ 1,000 volts, of ship, which is included in the tariff heading 8537.10.19	-	19.385	-	50.000
98095310	AC generator with an output ≤ 12.5 kVA, of ship, which is included in the tariff heading 8501.61.10	-	5.533	-	154.836
98097030	Sound and visual signalling instruments for vessel's safety systems, which is included in the tariff heading 8531.80.90	-	96	-	110
98102000	Emergency safety equipment consisting of masks, tubes and hoses, of ship, which is included in tariff heading 9020.00.90	-	5	-	47
98103010	Magnetic compass, gyro compass, and all other types of compass used for finding direction of the vessel, which is included in the tariff heading 9014.10.00	-	3	-	72
98103040	Marine navigation equipment for measuring / locating objects around the vessel by using signals from the transducer, which is included in the tariff heading 9014.80.11	-	87	-	95.054
98111000	Engine holder used as vibration damper for vessel's engine, made of plastic, which is included in the tariff heading 3926.90.99	-	89	-	3.626
98112000	Engine holder used as vibration damper for vessel's engine, made of vulcanised rubber, which is included in tariff heading 4016.99.59	-	3	-	28
99011000	Operating system software	-	14	-	88
99013000	Multimedia (audio, video or audio visual)	1	12	35	2.400
99014000	Supporting or driver data, including design for machinery system	-	3	-	500

Tabel 3 : Ekspor Indonesia menurut Komoditi ( Kode HS 8 digit )

		Juli 2023			
Kode H S	Uraian golongan barang	Berat bersih (Kg)		Nilai F.O.B. ( U S \$ )	
		Bulan ini	Kumulatif	Bulan ini	Kumulatif
(1)	(2)	(3)	(4)	(5)	(6)
99019000	Software and other digital product transmitted electronically oth than operating system or application or multimedia or supporting or driver data, include design for machinery system	3	34	66	1.631
99991000	Postal packages n.c.a.k	404	479.930	2.102.115	13.916.380
<b>Total Ekspor</b>		<b>58.790.388.797</b>	<b>394.881.688.359</b>	<b>20.862.226.019</b>	<b>149.515.562.738</b>

Sumber : dokumen PEB dan non PEB, diolah

<https://www.bps.go.id>

Tabel 4. Ekspor Indonesia menurut Negara Tujuan

Juli 2023

Kode Negara	Negara Tujuan	Berat bersih / Net weight (Kg)		Nilai / Value F.O.B. ( U S \$ )	
		Bulan ini	Kumulatif	Bulan ini	Kumulatif
(1)	(2)	(3)	(4)	(5)	(6)
JP	Jepang	3.200.330.261	21.991.757.670	1.660.551.141	12.663.896.427
HK	Hong Kong	751.633.242	3.053.152.973	230.307.367	1.444.627.272
KR	Korea Selatan	3.167.089.084	20.906.955.590	752.543.581	5.805.288.590
TW	Taiwan	2.509.681.177	10.855.299.228	622.121.795	4.033.751.027
CN	Tiongkok	21.757.700.782	150.921.465.513	5.070.952.377	36.283.896.510
MN	Mongolia	163.343	1.234.671	558.206	5.638.894
MO	Makau	43.449	230.701	316.720	1.278.062
PG	Papua Nugini	11.568.740	114.073.213	20.172.150	113.554.350
TH	Thailand	1.476.576.141	10.067.583.777	577.695.100	4.288.829.701
SG	Singapura	1.543.669.694	10.519.521.810	1.075.411.188	7.406.673.765
PH	Filipina	3.769.913.176	23.767.493.815	830.703.327	6.427.172.258
MY	Malaysia	3.559.500.059	21.896.610.349	974.019.011	7.438.950.085
MM	Myanmar	52.820.337	553.644.008	52.447.341	516.316.808
KH	Kamboja	303.704.615	2.879.842.252	62.737.185	527.184.725
BN	Brunei Darussalam	124.244.309	745.550.249	16.089.529	120.080.193
LA	Laos	113.188	744.002	1.427.058	9.380.072
NP	Nepal	841.289	7.051.227	841.110	8.240.429
BT	Bhutan	132.044	592.502	2.858.028	8.443.789
VN	Vietnam	2.089.328.855	14.108.600.027	621.150.678	4.367.166.440
MV	Maladewa	3.229.401	10.944.442	5.629.887	23.613.269
IN	India	8.652.734.271	62.778.756.645	1.824.374.257	11.230.103.404
PK	Pakistan	762.385.986	3.504.206.839	301.965.408	1.841.653.927
BD	Bangladesh	1.265.917.094	10.101.859.140	268.299.044	1.849.738.722
LK	Sri Lanka	57.803.643	333.917.349	59.793.474	215.950.421
AF	Afganistan	164.563	1.588.831	327.382	2.123.822
IQ	Irak	19.713.148	169.855.125	21.539.458	171.492.675
IR	Iran	11.263.355	105.870.035	17.968.898	113.908.794
SA	Arab Saudi	68.055.846	635.755.974	154.783.699	1.246.739.781
IL	Israel	8.239.689	52.407.839	13.385.020	92.448.969
KW	Kuwait	5.970.252	46.525.057	25.081.456	146.049.965
JO	Yordania	11.945.871	78.355.803	49.147.903	413.896.756
LB	Lebanon	4.613.817	50.532.600	7.649.580	63.233.929
PS	Palestina	25.068	462.327	81.535	1.325.475
YE	Yaman	8.086.418	73.238.269	10.547.615	87.078.560
OM	Oman	15.638.058	179.475.870	18.405.792	194.553.211
SY	Suriah	909.268	13.368.720	1.115.654	11.050.580
TR	Turki	70.936.622	744.322.353	100.518.843	898.992.494
AE	Uni Emirat Arab	204.060.460	724.258.058	230.995.399	1.421.136.860
QA	Qatar	26.782.183	110.144.831	115.174.662	483.853.036
BH	Bahrain	1.902.866	13.740.689	4.131.215	32.907.644
CY	Siprus	886.955	6.700.532	1.106.318	10.413.139
EG	Mesir	96.031.693	806.519.045	102.594.612	784.968.845
LY	Libia	2.658.633	27.103.606	4.223.467	83.563.551
MA	Maroko	5.104.733	60.913.407	8.745.871	90.012.887
TN	Tunisia	361.563	37.464.794	847.981	66.643.767
DZ	Aljazair	16.276.645	163.300.429	20.308.967	183.400.691
SD	Sudan	879.406	62.047.286	1.455.329	66.230.301
ER	Eritrea	-	246	-	32.240
NA	Namibia	96.476	1.945.644	261.424	8.791.272
ET	Etiopia	5.486.822	23.123.378	7.353.240	28.008.972
TZ	Tanzania	22.303.181	147.254.617	24.063.778	163.627.368
MG	Madagaskar	3.802.965	28.993.218	3.535.287	26.008.615
SO	Somalia	3.903.664	27.784.889	6.563.443	53.753.267
KE	Kenya	30.615.953	292.458.714	28.997.172	265.281.683
RE	Reunion	373.945	4.314.065	1.262.641	8.487.787
MZ	Mozambik	13.849.837	84.324.839	10.885.055	72.811.881
BW	Botswana	57.867	131.784	20.460	181.674
GQ	Guinea Ekuatorial	1.258.512	6.277.680	1.117.150	6.525.886
TG	Togo	14.648.564	95.566.569	17.300.963	115.923.477
GH	Ghana	9.138.532	93.570.065	10.129.388	101.829.225
LR	Liberia	1.681.864	22.139.333	1.729.162	22.626.768
GN	Guinea	1.495.932	67.610.641	3.830.219	72.813.706

Tabel 4. Ekspor Indonesia menurut Negara Tujuan

Juli 2023

Kode Negara	Negara Tujuan	Berat bersih / Net weight (Kg)		Nilai / Value F.O.B. ( U S \$ )	
		Bulan ini	Kumulatif	Bulan ini	Kumulatif
(1)	(2)	(3)	(4)	(5)	(6)
AO	Angola	14.050.149	88.308.958	18.181.824	87.894.614
CG	Republik Demokratik Kongo	6.655.055	37.119.357	6.621.494	39.882.501
CM	Kamerun	4.995.348	118.636.183	4.873.385	87.242.333
NG	Nigeria	33.547.270	226.886.310	46.067.753	294.660.143
SL	Sierra Leone	1.165.164	4.949.856	1.206.233	6.404.077
GA	Gabon	802.735	2.964.865	899.810	4.725.048
CI	Pantai Gading	10.659.059	166.646.525	11.104.273	107.881.786
SN	Senegal	14.404.223	147.551.402	15.136.517	158.988.644
MR	Mauritania	11.545.954	99.784.455	10.108.333	102.574.016
ML	Mali	608.240	2.607.333	2.163.889	9.075.986
BJ	Benin	26.854.253	184.273.157	24.762.599	185.973.963
BF	Burkina Faso	3.546.202	8.299.585	4.389.308	15.260.570
GW	Guinea Bissau	177.005	2.258.000	177.881	1.931.434
GM	Gambia	5.377.163	43.076.834	5.058.559	45.237.606
SC	Seychelles	99.995	877.873	412.402	2.850.315
UG	Uganda	541.074	3.130.422	662.881	7.282.224
CF	Afrika Tengah	15.853	28.459	292.655	1.070.241
NE	Niger	460.175	4.956.750	541.376	7.376.773
TD	Cad	-	8.964	-	1.019.622
DJ	Jibuti	30.660.787	257.793.409	28.375.070	251.441.361
SH	Santa Helena	-	2.031	-	5.457
ST	Sao Tome Dan Principe	-	274.453	-	342.474
SZ	Swaziland	18.427	135.345	167.460	1.755.415
ZA	Afrika Selatan	56.133.708	400.753.043	72.575.721	519.095.178
ZW	Zimbabwe	-	1.460.431	-	2.036.119
ZM	Zambia	121.661	1.199.882	670.690	4.712.537
MW	Malawi	43.500	1.621.644	39.535	1.316.974
KM	Komoro	166.179	1.630.812	200.328	2.181.345
BI	Burundi	-	41.497	-	704.364
MU	Mauritius	48.791.317	289.827.944	6.967.232	40.242.400
RW	Rwanda	242.758	410.057	452.468	1.067.704
YT	Mayotte	207.565	1.221.258	223.238	1.186.122
CD	Kongo	848.283	10.685.524	1.687.614	15.739.477
SS	South Sudan	-	4	-	236
AU	Australia	375.109.072	2.324.232.875	230.724.286	1.764.424.652
NZ	Selandia Baru	89.931.220	709.731.823	39.320.489	331.094.880
FM	Mikronesia	59.644	404.222	105.983	611.002
GU	Guam	84.727	318.237	98.773	426.437
PW	Belau	19.631	98.994	104.110	448.779
NR	Nauru	28.440	113.583	32.726	248.203
NC	Kaledonia Baru	3.376.480	9.699.781	3.430.848	13.105.678
MP	Northern Mariana Islands	13.109	127.340	33.743	232.598
VC	Saint Vincent Dan Grenadin	121.519	386.450	418.279	2.037.221
VU	Vanuatu	1.427.493	4.009.829	1.433.158	5.549.997
WF	Wallis And Futuna Islands	-	28.148	-	116.107
AS	American Samoa	3.913	374.557	8.591	279.843
CK	Cook Islands	15.391	103.522	51.151	521.343
FJ	Fiji	5.280.275	69.288.938	6.567.971	27.783.210
KI	Kiribati	132.354	921.008	298.643	1.897.265
MH	Marshall (Kepulauan)	144.589	4.077.829	483.758	7.166.220
WS	Samoa	407.846	2.984.511	821.428	5.331.239
SB	Kepulauan Solomon	995.781	5.504.449	1.707.450	10.648.336
TO	Tonga	444.145	2.441.923	750.043	3.735.730
TV	Tuvalu	18.025	70.183	18.348	409.020
CX	Christmas Islands	532	4.563	1.736	8.009
TK	Tokelau	-	18.376	-	22.444
TL	Timor Leste	55.843.671	294.850.026	27.199.991	191.709.129
AQ	Antartica	-	19.618	-	120.138
US	Amerika Serikat	518.890.208	3.170.017.950	2.034.325.013	13.440.331.091
CA	Kanada	20.633.477	124.834.641	102.771.186	678.057.125
MX	Meksiko	158.137.695	588.147.675	244.997.386	1.194.170.837
GT	Guatemala	4.389.886	77.413.594	8.227.300	84.204.740

Tabel 4. Ekspor Indonesia menurut Negara Tujuan

Juli 2023

Kode Negara	Negara Tujuan	Berat bersih / Net weight (Kg)		Nilai / Value F.O.B. ( U S \$ )	
		Bulan ini	Kumulatif	Bulan ini	Kumulatif
(1)	(2)	(3)	(4)	(5)	(6)
HN	Honduras	3.994.620	19.687.744	6.382.617	32.706.715
NI	Nikaragua	868.734	5.835.985	5.450.180	29.151.195
PA	Panama	2.630.373	15.436.969	12.636.368	106.758.699
CU	Kuba	1.880.000	8.140.247	1.206.257	6.417.432
CW	Curacao	7.500	25.786	55.690	116.654
SR	Suriname	226.898	1.271.185	405.383	2.796.857
CL	Cile	7.436.385	72.506.314	23.608.260	151.281.573
VE	Venezuela	2.203.110	8.399.778	3.647.852	12.410.335
AR	Argentina	5.562.604	45.302.782	22.361.709	136.750.625
BR	Brasil	50.351.157	342.217.362	101.929.944	752.621.004
CO	Kolombia	3.170.891	25.371.546	12.477.646	95.635.518
BO	Bolivia	410.017	2.399.473	598.269	7.378.423
UY	Uruguay	1.179.821	48.286.880	3.475.169	37.914.856
PY	Paraguay	557.968	2.207.800	3.389.091	19.301.098
EC	Ekuador	3.346.539	27.665.631	8.993.095	62.034.376
PE	Peru	9.738.627	150.562.358	25.524.868	215.246.914
GY	Guyana	336.108	1.213.453	676.731	2.171.643
TT	Trinidad Dan Tobago	1.609.521	12.486.627	2.964.483	24.073.442
BS	Bahama	144.654	409.020	747.728	2.612.763
JM	Jamaika	782.363	6.189.225	2.319.599	20.401.969
PR	Puerto Riko	593.657	202.222.651	2.100.524	19.041.293
BZ	Belize	16.698	83.375	38.744	207.926
DO	Republik Dominika	41.313.114	67.628.174	35.001.717	103.264.061
SV	El Salvador	1.285.451	25.193.260	5.340.854	35.868.592
CR	Kosta Rika	21.482.231	65.196.612	16.073.588	72.655.458
HT	Haiti	10.916.100	83.345.372	10.307.690	83.698.210
BB	Barbados	60.865	575.854	516.922	3.489.638
AG	Antigua Dan Barbuda	69.906	260.501	403.515	2.138.241
AI	Anguilla	737	1.358	14.444	18.807
AW	Aruba	37.604	247.386	394.919	2.274.372
BM	Bermuda	14.688	109.455	154.089	1.191.972
CV	Tanjung Verde	43.290	517.231	31.355	563.686
KY	Kepulauan Cayman	13.277	113.928	98.353	964.088
DM	Dominica	39.976.607	41.356.420	21.806.353	33.277.900
GF	Guyana Prancis	18.836	320.040	14.095	321.067
PF	Polinesia Prancis	451.180	32.705.369	922.789	7.375.211
GL	Grinlandia	-	2.896	-	54.806
GD	Grenada	69.243	415.618	257.428	1.788.872
MQ	Martinik	58.554	731.364	124.449	1.947.216
AN	Antilla Belanda	180.111	807.882	1.030.255	5.671.385
LC	Santa Lusia	32.954	539.178	315.599	2.639.413
TC	Turks Dan Kepulauan Caicos	40.201	94.295	248.356	413.188
GP	Guadeloupe	107.061	1.173.739	352.358	3.747.482
KN	Saint Kitts Dan Nevis	19.283	135.101	227.585	1.474.960
MS	Montserrat	-	4.098	-	9.033
VG	Kepulauan Virgin (British)	180.812	240.513	311.379	454.835
VI	Kepulauan Virgin (Us)	30	14.300	201.486	932.593
SX	Sint Maarten (Dutch Part)	-	0	-	73
GB	Inggris	38.779.515	308.363.260	138.915.022	976.282.936
NL	Belanda	374.025.302	2.521.434.642	301.331.876	2.170.675.604
FR	Prancis	50.420.567	250.582.724	77.055.148	547.007.707
DE	Jerman	32.158.364	324.193.905	162.992.930	1.577.409.048
AT	Austria	324.612	2.653.902	3.195.978	26.486.043
BE	Belgia	42.649.488	423.833.709	123.258.321	1.038.546.515
CH	Swiss	412.451	47.639.311	12.155.919	1.267.335.712
LU	Luksemburg	705.379	9.962.584	2.598.069	20.046.374
GI	Gibraltar	-	73.195	-	19.239
MC	Monako	9.429	64.845	241.908	1.591.829
DK	Denmark	2.139.268	36.897.288	10.479.983	98.716.298
NO	Norwegia	1.934.838	53.698.365	2.554.516	350.673.905
SE	Swedia	5.638.053	39.687.737	12.883.355	107.735.799
FI	Finlandia	2.960.621	10.961.300	8.074.827	26.507.206



Tabel 4. Ekspor Indonesia menurut Negara Tujuan

Juli 2023

Kode Negara	Negara Tujuan	Berat bersih / Net weight (Kg)		Nilai / Value F.O.B. ( U S \$ )	
		Bulan ini	Kumulatif	Bulan ini	Kumulatif
(1)	(2)	(3)	(4)	(5)	(6)
IE	Irlandia	2.546.879	15.820.313	9.827.493	65.392.971
IT	Italia	172.470.548	1.998.668.578	187.178.475	1.465.596.396
ES	Spanyol	154.541.394	1.038.485.714	153.905.724	1.404.758.946
PT	Portugal	7.387.513	50.601.834	11.546.833	83.323.744
IS	Islandia	43.653	31.278.513	156.221	12.659.179
GR	Yunani	14.428.684	116.707.428	16.106.947	161.862.834
VA	Vatikan	-	23	-	739
AD	Andorra	-	25.483	-	48.454
LI	Liechtenstein	4.879	14.191	72.031	210.222
HU	Hungaria	1.018.216	6.969.341	7.779.882	45.812.590
PL	Polandia	52.931.427	480.425.180	83.523.727	503.428.505
RO	Rumania	161.868.450	190.700.757	15.362.358	72.375.995
BG	Bulgaria	2.520.920	48.738.413	3.896.754	128.163.112
AL	Albania	487.400	5.006.111	644.113	8.549.893
AM	Armenia	192.733	1.172.317	591.724	3.281.264
AZ	Azerbaijan	236.093	2.073.442	307.811	3.667.123
BY	Belarus	146.461	648.808	173.147	4.971.067
KZ	Kazakstan	286.651	4.364.660	3.275.445	42.583.711
KG	Kirgistan	105.778	579.053	96.393	6.083.540
MD	Moldova	22.400	40.872	30.128	72.164
TJ	Tajikistan	103.144	568.255	104.761	720.458
TM	Turkmenistan	229.069	1.644.949	396.105	2.436.636
UA	Ukraina	468.773	2.118.726	770.679	5.595.409
UZ	Uzbekistan	766.231	3.679.285	936.239	5.652.842
LT	Lituania	1.404.975	7.371.531	1.993.186	11.239.173
LV	Latvia	12.091.442	31.848.467	11.710.099	39.221.758
EE	Estonia	28.227.573	211.337.167	30.203.010	236.864.527
GE	Georgia	1.586.404	38.655.246	3.267.348	50.622.347
HR	Kroasia	92.947.794	640.103.276	9.426.594	118.467.419
BA	Bosnia-Herzegovina	88	369.972	2.395	375.503
MT	Malta	274.111	10.790.240	1.351.938	13.878.370
SK	Slovakia	282.060	2.411.415	3.623.034	20.794.660
SI	Slovenia	6.306.188	189.483.273	11.374.091	82.007.544
CZ	Republik Cheska	518.149	3.699.059	6.520.626	44.132.629
MK	Makedonia	182.453	982.386	513.400	1.787.082
FO	Kepulauan Faeroe	-	7	-	444
RU	Rusia	49.306.516	404.908.976	65.762.979	516.841.767
RS	Serbia	220.704	308.905.121	712.660	20.774.101
ME	Montenegro	61.156	608.622	98.532	992.466
CS	Kosovo	-	0	-	106
GG	Guernsey	0	25	1.397	4.850
JE	Jersey	0	4	188	489
<b>Total Ekspor</b>		<b>58.790.388.797</b>	<b>394.881.688.359</b>	<b>20.862.226.019</b>	<b>149.515.562.738</b>

Sumber : dokumen PEB dan non PEB, diolah

Tabel 5 : Ekspor Indonesia menurut Provinsi dan Pelabuhan muat

Juli 2023

Pelabuhan	Pelabuhan Muat	Berat bersih / Net weight (Kg)		Nilai / Value F.O.B. ( U S \$ )	
		Bulan ini	Kumulatif	Bulan ini	Kumulatif
(1)	(2)	(3)	(4)	(5)	(6)
<b>Aceh</b>		<b>708.369.768</b>	<b>5.288.434.495</b>	<b>31.253.934</b>	<b>322.558.015</b>
IDLSW	Lhok Seumawe	11.000.642	57.651.855	1.369.580	17.995.100
IDCLG	Calang	5.999.822	37.299.287	4.184.876	33.055.382
IDMEQ	Meulaboh	691.347.000	5.121.075.000	25.690.539	251.721.926
IDTPK	Tapaktuan	-	7.633	-	65.409
IDBTJ	Blang Bintang (U)	970	6.431	6.794	32.211
IDAUN	Blang Lancang (Arun)	-	30.737.070	-	17.548.267
IDKRU	Krueng R. Malahayati	-	29.039.401	-	426.479
IDKLS	Kuala Langsa	21.334	12.617.819	2.145	1.713.240
<b>Sumatera Utara</b>		<b>1.205.966.312</b>	<b>6.138.827.130</b>	<b>970.083.837</b>	<b>6.048.730.240</b>
IDKNO	Kuala Namu International Airport (U)	97.499	614.268	9.879.864	37.381.809
IDBLW	Belawan	777.256.607	4.746.205.249	762.492.001	5.095.133.514
IDTJB	Tanjung Balai Asahan	3.700.119	24.026.283	1.814.848	12.744.579
IDTDL	Teluk Dalam	244.587.350	244.587.350	56.722.372	56.722.372
IDKTJ	Kuala Tanjung	180.324.736	1.123.393.981	139.174.752	846.747.967
<b>Sumatera Barat</b>		<b>484.938.637</b>	<b>2.818.098.454</b>	<b>226.320.556</b>	<b>1.381.796.090</b>
IDTBY	Padang/TI.Bayur	484.938.007	2.818.086.917	226.309.410	1.381.730.045
IDPDG	Padang / Tabing (U)	630	11.537	11.147	66.045
<b>Riau</b>		<b>2.484.896.788</b>	<b>15.617.025.134</b>	<b>1.636.293.862</b>	<b>10.777.391.951</b>
IDLAT	Lalang Terminal, St	-	103.528.000	-	58.881.493
IDBAG	Bagan Siapi-API	70.500	684.615	45.993	459.637
IDPAI	Panipahan	178.910	16.740.404	81.566	10.520.626
IDDUM	Dumai	1.797.387.826	10.197.899.458	1.249.891.535	7.568.200.029
IDTMD	Tanjung Medang	261.175	2.747.865	32.138	628.171
IDSEQ	Sungai Pakning	87.446.593	1.021.822.689	45.440.330	619.321.850
IDBLS	Bengkalis	348.500	2.808.319	321.365	4.055.112
IDSPA	Selat Panjang	4.214.700	27.989.855	940.131	5.899.146
IDSSI	Siak Sri Indrapura	74.757.972	493.311.919	9.234.190	65.453.840
IDPEK	Pekanbaru (Rumbai)	-	851.937	-	495.973
IDSUQ	Sungai Guntung	21.508.299	163.645.016	21.802.561	149.731.768
IDKGD	Kuala Gaung	7.385.720	67.801.568	1.253.048	12.331.115
IDTEM	Tembilahan	1.533.925	12.575.159	257.456	2.334.946
IDKEN	Kuala Enok	577.000	253.356.186	93.829	26.097.506
IDRGA	Rengat	28.748.775	83.805.008	18.051.446	34.984.799
IDPKU	Simpang Tiga (U)	-	30	-	0
IDPAK	Pekan Baru	424.217	19.304.953	421.842	17.391.223
IDBUN	Buatan	314.301.288	2.034.636.067	172.604.928	1.210.601.505
IDPWG	Perawang, Sumatra	145.751.387	1.113.516.086	115.821.502	990.003.212
<b>Jambi</b>		<b>808.267.029</b>	<b>5.745.001.238</b>	<b>112.734.677</b>	<b>778.374.473</b>
IDMSK	Muara Sabak	528.085.734	4.219.540.975	40.224.720	378.004.779
IDKTK	Kuala Tungkal	65.941.964	324.046.884	20.015.070	103.879.945
IDMSA	Muara Sabak	51.951.554	364.107.543	6.074.279	29.908.991
IDDJM	Jambi	160.057.553	835.075.551	46.061.918	266.216.231
IDNIP	Nipah Panjang	2.230.000	2.230.000	358.372	358.372
IDDJB	Palmerah/Sultan Thaha (U)	224	285	318	6.156

Tabel 5 : Ekspor Indonesia menurut Provinsi dan Pelabuhan muat

Juli 2023

Pelabuhan	Pelabuhan Muat	Berat bersih / Net weight (Kg)		Nilai / Value F.O.B. ( U S \$ )	
		Bulan ini	Kumulatif	Bulan ini	Kumulatif
(1)	(2)	(3)	(4)	(5)	(6)
<b>Sumatera Selatan</b>		<b>4.369.537.883</b>	<b>25.926.296.324</b>	<b>528.178.744</b>	<b>3.790.744.166</b>
IDPLS	Palembang-Kertapati	-	856.555.958	-	88.000.589
IDSUG	Sungai Gerong	70.422.136	379.109.569	38.334.303	205.859.924
IDPLA	Palembang - Plaju	-	1.386.241.358	-	183.948.363
IDPLM	Sm. Badaruddin (U)	27	21.771.671	2.696	10.983.302
IDMRI	Musi River/Boom Baru	4.299.115.720	23.282.617.768	489.841.746	3.301.951.988
<b>Bengkulu</b>		<b>187.357.448</b>	<b>1.894.829.601</b>	<b>11.326.100</b>	<b>151.599.465</b>
IDBKU	Bengkulu	41.469.861	116.431.046	2.239.156	9.110.253
IDBTN	Bintuhan	-	86.382.000	-	2.905.027
IDPBA	Pulau Baai	145.887.587	1.692.016.555	9.086.944	139.584.185
<b>Lampung</b>		<b>1.579.273.591</b>	<b>9.065.313.287</b>	<b>414.373.710</b>	<b>2.494.757.750</b>
IDTRH	Tarahan	1.242.498.887	6.862.377.585	225.679.917	1.403.173.387
IDPJG	Panjang	336.774.704	2.202.935.702	188.693.794	1.091.584.364
<b>Kepulauan Bangka Belitung</b>		<b>82.634.188</b>	<b>1.180.878.803</b>	<b>224.649.527</b>	<b>1.212.022.096</b>
IDBLT	Belitung	5.000.000	5.000.000	175.750	175.750
IDMUO	Muntok	22.792.250	48.088.840	27.129.025	177.366.377
IDPGX	Pangkal Balam	6.894.540	892.981.624	173.091.223	895.668.496
IDTPD	Tanjung Pandan	12.421.805	56.835.133	543.963	2.583.225
IDMAN	Manggar-Belitung	35.525.593	177.971.206	23.709.566	136.196.784
IDPGK	Pangkal Pinang (U)	-	2.000	-	31.464
<b>Kepulauan Riau</b>		<b>1.663.719.530</b>	<b>13.175.867.218</b>	<b>1.619.815.020</b>	<b>11.281.874.041</b>
IDBTM	Batam Island	6.665	5.409.679	28.593	14.511.917
IDLBM	Lobam	746.323	3.484.121	50.404.318	132.797.189
IDMWK	Matak	-	24.270	-	1.088.196
IDNTX	Natuna Ranai	168.012.926	552.225.080	4.110.556	13.734.264
IDKIJ	Kijang	2.190.981	28.975.006	3.338.347	30.231.250
IDTBK	Tanjung Balai Karimun	919.009.460	5.998.979.429	159.167.070	1.369.019.760
IDPSS	Pulau Sambu	886.000	20.318.000	11.257.000	58.992.375
IDTAN	Tanjung Uban	-	167.500.000	-	5.915.475
IDTPN	Tanjung Pinang	5.457	82.805.294	111.987	52.209.396
IDTER	Terempa	205.738.400	1.420.313.900	129.579.349	747.886.213
IDTBT	Tanjung Batu, Riau	95.000	371.425.000	55.678	93.925.920
IDSRN	Serasan	4.794	37.752	7.545	101.390
IDBPD	Belakang Padang	114.401.398	909.481.040	63.852.508	473.972.078
IDBTU	Batu Ampar	122.999.712	989.336.707	788.751.926	5.912.585.723
IDDAS	Singkep - Dabo	86.123	144.172	151.810	256.087
IDTNJ	Kijang	196.944	871.693	800.007	2.292.409
IDPAS	Pasir Panjang	-	11.893.000	-	77.717
IDSKP	Sekupang	15.596.860	109.671.093	229.095.502	1.494.650.057
IDNON	Nongsa	36	101	1.300	2.386
IDKAB	Kabil/Panau	101.066.916	2.402.260.510	169.842.262	787.582.641
IDUNA	Udang Natuna	12.656.380	100.514.460	6.524.000	58.249.906
IDBTH	Hang Nadim (U)	19.156	196.913	2.735.261	31.791.694

Tabel 5 : Ekspor Indonesia menurut Provinsi dan Pelabuhan muat

Juli 2023

Pelabuhan	Pelabuhan Muat	Berat bersih / Net weight (Kg)		Nilai / Value F.O.B. ( U S \$ )	
		Bulan ini	Kumulatif	Bulan ini	Kumulatif
(1)	(2)	(3)	(4)	(5)	(6)
<b>DKI Jakarta</b>		<b>1.367.925.500</b>	<b>9.562.682.276</b>	<b>5.291.653.860</b>	<b>36.847.009.592</b>
IDTPP	Tanjung Priok	1.360.903.689	9.433.186.550	4.689.190.820	31.612.535.121
IDKLB	Kalibaru	-	77.000.000	-	21.322.901
IDJKT	Jakarta / Pasar Ikan	40.863	228.211	56.680	1.159.662
IDCGK	Soekarno-Hatta (U)	6.978.607	52.219.058	601.035.755	5.208.085.971
IDHLP	Halim Perdana Kusuma (U)	2.341	48.457	1.370.606	3.905.937
<b>Jawa Barat</b>		<b>92.681.300</b>	<b>438.250.437</b>	<b>157.503.320</b>	<b>1.138.832.276</b>
IDMJY	Mangunjaya	-	10.526	-	26.016
IDPUR	Purwakarta	2.823	2.823	50.296	50.296
IDPMB	Patimban	9.889.365	90.434.169	104.884.694	929.387.003
IDBDO	Husein Sastranegara (U)	-	18.443	-	15.109.298
IDBLG	Balongan	33.567.173	298.562.537	18.217.240	159.908.574
IDPNN	Pamanukan, Java	49.221.938	49.221.938	34.351.089	34.351.089
<b>Jawa Tengah</b>		<b>361.645.706</b>	<b>2.266.799.970</b>	<b>615.258.134</b>	<b>4.219.687.379</b>
IDTES	Tanjung Emas	187.794.219	1.307.011.611	581.352.256	3.970.707.295
IDCXP	Cilacap	173.842.304	959.650.074	33.861.574	247.428.428
IDSRG	Achmad Yani (U)	4.386	100.300	39.238	1.224.919
IDSOC	Solo/Jebres/Adi Sumarmo (U)	4.797	37.985	5.066	326.737
<b>DI Yogyakarta</b>		<b>20.898</b>	<b>195.253</b>	<b>444.415</b>	<b>2.890.611</b>
IDYIA	Yogyakarta International Airport(U)	20.898	195.145	444.415	2.883.911
IDJOG	Adi Sucipto (U)	-	108	-	6.700
<b>Jawa Timur</b>		<b>1.089.037.364</b>	<b>8.442.909.489</b>	<b>1.536.321.583</b>	<b>11.499.865.188</b>
IDTUB	Tuban	83.463.014	1.265.446.430	18.313.703	327.421.449
IDGRE	Gresik	213.187.050	1.305.429.047	107.359.929	761.928.287
IDTPE	Tanjung Perak	776.849.660	5.719.667.106	1.318.868.642	9.770.774.804
IDPRO	Probolinggo	-	53.083.293	-	8.645.758
IDBJU	Banyuwangi	15.000.000	15.000.000	481.950	481.950
IDKLG	Kalianget	-	80.856.895	-	50.622.711
IDSUB	Juanda (U)-Surabaya	537.220	3.426.298	91.295.054	579.987.923
IDMLG	Abdulrachman Saleh (U)	420	420	2.305	2.305
<b>Banten</b>		<b>463.177.533</b>	<b>3.710.563.253</b>	<b>137.626.333</b>	<b>1.041.796.006</b>
IDCIW	Ciwandan	-	25.874.700	-	3.395.158
IDBYH	Bayah	273.380.000	2.180.897.000	9.547.015	80.762.903
IDMRK	Merak	46.038.676	245.391.703	25.849.225	162.872.239
IDTLN	Tanjung Leneng	52.672.713	507.620.940	34.420.884	337.848.588
IDCGD	Cigading	-	87.818.129	-	59.262.857
IDCIG	Cigading	91.086.144	662.960.781	67.809.209	397.654.261
<b>Bali</b>		<b>721.749</b>	<b>5.543.573</b>	<b>26.669.425</b>	<b>181.788.011</b>
IDBOA	Benoa/Loloan	-	102.000	-	77.963
IDCBW	Celukan Bawang	17.000	126.000	119.000	1.044.000
IDDPS	Ngurah Rai (U)	704.749	5.315.573	26.550.425	180.666.048

Tabel 5 : Ekspor Indonesia menurut Provinsi dan Pelabuhan muat

Juli 2023

Pelabuhan	Pelabuhan Muat	Berat bersih / Net weight (Kg)		Nilai / Value F.O.B. ( U S \$ )	
		Bulan ini	Kumulatif	Bulan ini	Kumulatif
(1)	(2)	(3)	(4)	(5)	(6)
<b>Nusa Tenggara Barat</b>		<b>32.971.019</b>	<b>213.908.619</b>	<b>81.416.935</b>	<b>653.632.816</b>
IDBEN	Benete	32.967.470	201.237.132	81.394.554	644.804.617
IDLOP	Bandara Udara Internasional (Lombok)	3.549	21.487	22.381	5.039.250
IDBDS	Badas Sumbawa	-	12.650.000	-	3.788.950
<b>Nusa Tenggara Timur</b>		<b>9.751.664</b>	<b>60.541.249</b>	<b>4.559.515</b>	<b>33.536.957</b>
IDABU	Atambua (U)	6.032.453	23.046.409	2.577.092	11.813.255
IDBJW	Bajawa (U)	-	206	-	106.448
IDKOE	Kupang / El-Tari (U)	289	1.949	953	6.515
IDEND	Ende/Ipi	300.000	300.000	48.276	48.276
IDATA	Atapupu	3.418.921	37.188.885	1.933.194	21.525.723
IDWKL	Waikelo	-	2.000	-	18.750
IDTEN	Tenau	-	1.800	-	17.990
<b>Kalimantan Barat</b>		<b>300.692.072</b>	<b>4.171.987.187</b>	<b>123.640.798</b>	<b>1.102.000.303</b>
IDNBF	Nanga Badau	7.361	34.435	36.448	160.031
IDBKY	Bengkayang	61.734	138.401	695.534	1.611.724
IDARK	Aruk	232.408	1.779.126	97.562	911.759
IDSKW	Singkawang	-	35.975.208	-	23.005.668
IDPON	Pontianak	84.279.602	2.151.669.917	45.398.974	581.792.580
IDTMO	Telok Melano	-	46.061.696	-	2.118.838
IDKDW	Kendawangan	215.499.950	1.931.954.084	76.136.323	481.286.650
IDPNK	Supadio (U)	26.040	50.980	56.074	1.065.566
IDENT	Entikong	495.652	3.616.366	394.647	3.195.407
IDJBB	Jagoibabang	89.325	706.974	825.236	6.852.080
<b>Kalimantan Tengah</b>		<b>748.057.043</b>	<b>1.961.426.824</b>	<b>175.112.558</b>	<b>548.134.573</b>
IDPKN	Pangkalan Bun	73.530.000	86.282.571	14.831.001	28.884.001
IDKUM	Kumai	281.958.797	1.282.075.728	92.230.359	432.194.506
IDSMQ	Sampit	242.044.479	375.574.466	47.935.402	61.552.396
IDKKP	Kuala Kapuas	133.540.000	133.540.000	18.717.143	18.717.143
IDPPS	Pulang Pisau	16.978.893	83.948.060	1.381.521	6.751.961
IDPKY	Panaru-Palangkaraya (U)	336	1.404	2.726	11.477
IDPAR	Pangkalan Air (U)	4.538	4.595	14.404	23.089
<b>Kalimantan Selatan</b>		<b>13.328.538.988</b>	<b>97.187.099.804</b>	<b>1.113.076.809</b>	<b>10.149.636.402</b>
IDKBU	Kotabaru (U)	-	12.900.986	-	8.251.526
IDNPL	North Pulau Laut	304.686.000	2.785.794.000	35.038.816	420.226.445
IDSTU	Satui	3.298.822.506	23.381.605.255	191.515.688	1.758.492.663
IDTAR	Tarjun	112.595.862	773.484.642	68.653.743	432.794.032
IDPUT	Pulau Laut	35.761.486	579.348.742	28.036.138	203.285.035
IDBAN	Banjarmasin	8.914.079.041	59.583.738.018	743.415.841	6.498.549.629
IDKTB	Kotabaru	142.410.000	6.855.349.556	9.311.045	569.974.046
IDBDJ	Samsudin Noor (U)	3.093	128.667	282.508	2.601.597
IDASA	Asam Asam	520.181.000	3.214.749.937	36.823.030	255.461.428

Tabel 5 : Ekspor Indonesia menurut Provinsi dan Pelabuhan muat

Juli 2023

Pelabuhan	Pelabuhan Muat	Berat bersih / Net weight (Kg)		Nilai / Value F.O.B. ( U S \$ )	
		Bulan ini	Kumulatif	Bulan ini	Kumulatif
(1)	(2)	(3)	(4)	(5)	(6)
<b>Kalimantan Timur</b>		<b>20.166.184.262</b>	<b>141.338.055.195</b>	<b>1.929.824.456</b>	<b>16.482.581.649</b>
IDKRG	Kariangau	306.024	1.183.552	219.360	4.031.866
IDTBA	Tanjung Bara, KI	3.908.290.000	24.929.509.000	326.314.619	2.646.198.682
IDBPP	Balikpapan	3.353.606.926	21.356.512.312	548.027.672	3.885.483.920
IDSRD	Samarinda	8.304.648.738	54.871.059.233	578.421.637	4.925.271.099
IDTRD	Tanjung Redep	189.606.000	2.836.991.510	22.391.290	341.307.190
IDBPN	Sepinggau (U)	110.601	553.740	841.284	3.939.834
IDBTG	Bontang	1.319.614.973	8.090.938.586	272.670.997	2.262.948.072
IDADB	Adang Bay	1.670.364.000	12.283.954.000	127.427.619	1.133.247.658
IDSKI	Sangkulirang	1.294.179.000	7.362.587.262	46.109.643	343.880.198
IDMUB	Muara Berau	125.458.000	9.604.766.000	7.400.334	936.273.129
<b>Kalimantan Utara</b>		<b>3.955.700.897</b>	<b>18.474.436.695</b>	<b>295.615.330</b>	<b>1.614.183.649</b>
IDTJS	Tanjung Selor	305.050.000	2.337.160.115	8.592.835	102.511.093
IDLIN	Lingkas Tarakan	3.123.714.871	11.736.536.912	246.430.968	1.172.546.165
IDNNX	Nunukan	256.496.027	963.172.068	34.834.436	220.139.263
IDBYQ	Bunyu	270.440.000	3.437.404.000	5.757.091	118.012.660
IDTRK	Tarakan (U)	-	120.400	-	641.467
IDJUA	Juata Tarakan	-	43.200	-	333.000
<b>Sulawesi Utara</b>		<b>109.912.740</b>	<b>720.395.525</b>	<b>69.578.662</b>	<b>451.577.153</b>
IDLIR	Lirung	2.359	15.731	54.231	761.856
IDAMU	Amurang	20.217.609	119.287.997	15.490.337	80.237.226
IDBIT	Bitung	64.624.175	399.199.093	52.125.718	353.809.450
IDPET	Petta	17.874	197.177	217.800	2.384.023
IDMDC	Sam Ratulangi (U)	50.723	385.456	553.076	4.971.420
IDLUK	Labuhan Uki	25.000.000	201.310.071	1.137.500	9.413.178
<b>Sulawesi Tengah</b>		<b>1.543.640.219</b>	<b>8.900.888.463</b>	<b>1.732.042.976</b>	<b>11.346.964.211</b>
IDMOW	Morowali	6.401.946	102.649.762	9.165.744	158.198.601
IDBAH	Bahudopi	1.089.244.844	6.011.146.951	1.376.098.229	8.685.840.398
IDKNL	Kolonodale	84.492.881	602.012.446	134.734.672	1.063.592.717
IDLUW	Luwuk	310.708.744	1.876.928.586	170.177.681	1.185.419.903
IDPLW	Mutiara-Palu (U)	-	12.861	-	32.683
IDAPI	Apiapi	-	3.500.000	-	1.071.000
IDDOG	Donggala (U)	-	3.586	-	10.648
IDPAT	Pantoloan	52.791.804	304.614.560	41.866.651	252.764.705
IDPTL	Pantoloan, Sv	-	19.711	-	33.555
<b>Sulawesi Selatan</b>		<b>292.591.743</b>	<b>2.050.252.201</b>	<b>172.878.119</b>	<b>1.477.100.768</b>
IDMAK	Makassar	52.600.349	356.279.067	72.955.099	499.933.704
IDMXB	Masamba (U)	71	1.311	320	11.480
IDBXT	Bonthan Bay, Sulawesi	-	723.205.223	-	183.982.195
IDPAP	Pare-Pare	27.090.036	73.690.133	998.539	2.722.742
IDUJU	Ujungpandang	-	45.862	-	518.652
IDMLI	Malili, Sulawesi	5.352.295	46.390.729	71.076.451	730.044.387
IDBKI	Biring Kassi	205.853.613	847.691.420	7.909.134	33.003.038
IDUPG	Hasanuddin (U)	311.241	1.564.317	1.555.963	8.501.957
IDBAL	Balangang/Malili	1.384.139	1.384.139	18.382.613	18.382.613

Tabel 5 : Ekspor Indonesia menurut Provinsi dan Pelabuhan muat

Juli 2023

Pelabuhan	Pelabuhan Muat	Berat bersih / Net weight (Kg)		Nilai / Value F.O.B. ( U S \$ )	
		Bulan ini	Kumulatif	Bulan ini	Kumulatif
(1)	(2)	(3)	(4)	(5)	(6)
<b>Sulawesi Tenggara</b>		<b>247.825.072</b>	<b>1.157.555.737</b>	<b>250.522.779</b>	<b>1.961.079.131</b>
IDBUW	Bau-Bau	79.150.000	79.150.000	2.374.500	2.374.500
IDKDR	Kendari	168.629.687	1.078.201.473	247.981.735	1.957.286.939
IDKDI	Wolter Monginsidi (U)	45.385	204.264	166.544	1.417.692
<b>Gorontalo</b>		<b>10.405.772</b>	<b>132.913.734</b>	<b>1.366.056</b>	<b>29.723.383</b>
IDGOR	Gorontalo	10.405.646	132.907.870	1.365.155	29.666.763
IDGTO	Jalaluddin(U)	126	5.864	901	56.619
<b>Sulawesi Barat</b>		<b>21.009.117</b>	<b>52.858.008</b>	<b>2.563.048</b>	<b>6.386.289</b>
IDMJU	Mamuju	21.009.117	52.858.008	2.563.048	6.386.289
<b>Maluku</b>		<b>1.279.335</b>	<b>38.035.246</b>	<b>5.965.102</b>	<b>46.345.744</b>
IDBUA	Bula	-	30.657.396	-	11.163.296
IDAMB	Ambon	1.252.650	7.072.285	5.748.824	32.511.966
IDLUV	Tual	-	17.456	-	182.740
IDAMQ	Pattimura/Laha (U)	26.685	288.108	216.278	2.487.742
<b>Maluku Utara</b>		<b>403.261.851</b>	<b>2.631.437.057</b>	<b>844.794.547</b>	<b>5.677.870.649</b>
IDSQN	Sanana (U)	2.675	12.871	51.459	236.703
IDWED	Weda	265.315.940	1.728.835.070	500.805.082	4.115.713.463
IDTTE	Ternate	7.347.172	18.510.814	74.445.989	91.545.300
IDOBI	Obi Island	130.596.064	654.590.302	269.492.018	1.446.320.133
IDTAX	Taliabu	-	229.488.000	-	24.055.050
<b>Papua Barat</b>		<b>573.741.541</b>	<b>3.398.709.052</b>	<b>261.332.235</b>	<b>1.775.841.707</b>
IDSOR	Sorong	26.526	11.463.698	298.733	7.858.453
IDMKW	Manokwari	60.386.168	163.444.738	2.345.998	7.093.756
IDSOQ	Sorong / Jefman (U)	12.570	132.459	138.170	1.449.875
IDNTI	Bintuni, Irian Jaya	513.316.277	3.223.668.157	258.549.333	1.759.439.623
<b>Papua</b>		<b>94.654.238</b>	<b>1.113.671.829</b>	<b>257.429.055</b>	<b>2.987.250.005</b>
IDBIK	Frans Kasiepo (U)	15.492	73.262	117.942	544.773
IDJYP	Jayapura	123.882	628.407	4.410.596	5.066.455
IDZRI	Serui	2.021.250	12.709.005	1.447.019	9.709.296
IDTIM	Amamapare	92.490.786	1.100.257.501	251.447.348	2.971.920.405
IDDJJ	Jayapura / Sentani (U)	2.828	3.654	6.150	9.076
<b>Total Ekspor</b>		<b>58.790.388.797</b>	<b>394.881.688.359</b>	<b>20.862.226.019</b>	<b>149.515.562.738</b>

Sumber : dokumen PEB dan non PEB, diolah

# DATA

MENCERDASKAN BANGSA

<https://www.bps.go.id>



**BADAN PUSAT STATISTIK**

Jl. dr. Sutomo No. 6-8 Jakarta 10710  
Telp : (021) 3841195, 3842508, 3810291-4, Fax : (021) 3857046  
Homepage : <http://www.bps.go.id> E-mail : [bpsHQ@bps.go.id](mailto:bpsHQ@bps.go.id)

ISSN 2745-3987



9 772745 398704