




**KEADAAN ANGKATAN KERJA DI PROVINSI ACEH AGUSTUS 2012**  
**LABOR FORCE SITUATION IN ACEH PROVINCE AUGUST 2012**



**BADAN PUSAT STATISTIK PROVINSI ACEH**



**KEADAAN ANGKATAN KERJA  
DI PROVINSI ACEH  
AGUSTUS 2012**

***LABOR FORCE SITUATION  
IN ACEH PROVINCE  
AUGUST 2012***

# **KEADAAN ANGKATAN KERJA DI PROVINSI ACEH AGUSTUS 2012**

## **LABOR FORCE SITUATION IN ACEH PROVINCE AUGUST 2012**

**ISBN. 978-979-724-868-0**

**No. Publikasi** / *Publication Number*: **04120.0803**

**Katalog BPS** / *BPS Catalogue*: **2303004.11**

**Ukuran Buku** / *Book Size*: **21 cm x 29,7 cm**

**Jumlah Halaman** / *Total Pages*: **165 Halaman** / *Pages*

**Penanggung Jawab** / *Person in Charge*

Hermanto, S.Si., MM.

**Editor** / *Editor*

Drs. Ramlan, MM.

**Pengolah Data** / *Data Processor*

Devi Indriastuti, S.ST., M.Si.

**Pengolah Tabel** / *Tabulator*

Ratri A. Ratih, S.Si.

**Gambar Kulit** / *Cover Design*:

Ratri A. Ratih, S.Si.

**Diterbitkan oleh** / *Published by*:

**Badan Pusat Statistik Provinsi Aceh** / *BPS – Statistics Aceh Province*

**Boleh dikutip dengan menyebut sumbernya**

*May be cited with reference to the source*

<https://aceh.bps.go.id>



## KATA PENGANTAR

Publikasi ini memuat tabel-tabel yang menggambarkan keadaan angkatan kerja di Provinsi Aceh pada Triwulan III tahun 2012. Data yang disajikan diperoleh dari Survei Angkatan Kerja Nasional (SAKERNAS) yang dilaksanakan di Provinsi Aceh pada bulan Agustus 2012. Dengan jumlah sampel sebanyak 13.720 rumah tangga penyajian tabel-tabel dapat dilakukan secara terbatas menurut kabupaten/kota. Penyajian tabel-tabel dalam publikasi ini mencakup penduduk berumur 15 tahun ke atas dirinci menurut jenis kelamin (laki-laki dan perempuan) dan daerah (perkotaan dan pedesaan).

Kepada semua pihak yang telah membantu hingga terbitnya publikasi ini, disampaikan penghargaan dan ucapan terima kasih.

Kritik dan saran dari pengguna sangat diharapkan demi kesempurnaan publikasi edisi berikutnya.

Banda Aceh, September 2013

Kepala BPS Provinsi Aceh

Hermanto, S.Si, MM



## **FOREWORDS**

*This publication contains tables of the labor force situation in Aceh Province which was obtained from the third period of 2012 National Labor Force Survey. The sample size of Sakernas in August 2012 was 13.720 households, thus the limited tables of publication presented more detail by sex and urban - rural of publication aged 15 year and over, up to regency level.*

*We are grateful and appreciate those who gave assistance in the process of publishing this publication. Critics and suggestions for the improvement of the next publication are always welcome.*

*Banda Aceh, September 2013*

*Head of Badan Pusat Statistik  
Aceh Province*

*Hermanto, S.Si, MM*



## DAFTAR ISI / CONTENTS

|   | <b><u>Halaman</u></b><br><b><i>Pages</i></b> |
|---|--|
| KATA PENGANTAR / <i>FOREWORDS</i> .....   | i - ii                                       |
| DAFTAR ISI / <i>CONTENTS</i> .....  | iii - vii                                    |
| PENJELASAN / <i>EXPLANATORY NOTES</i> .....   | viii - xxi                                   |
| TABEL SERIES / <i>SERIES TABLES</i> .....   | 1  |
| TABEL – TABEL / <i>TABLES</i> .....   | 16   |
| <u>Tabel</u><br><i>Table</i> : A Penduduk Aceh berumur 15 tahun ke atas menurut jenis kegiatan selama seminggu yang lalu, Agustus 2012 / <i>Aceh population 15 years of age and over by type of activity during the previous week, August 2012</i> .....  | 1 - 5  |
| <u>Tabel</u><br><i>Table</i> : B Penduduk Aceh berumur 15 tahun ke atas yang termasuk angkatan kerja menurut kabupaten/kota, Agustus 2012 / <i>Aceh population 15 years of age and over who are in labor forces by regency/municipality, August 2012</i> .....  | 6 - 10                                       |
| <u>Tabel</u><br><i>Table</i> : C Penduduk Aceh berumur 15 tahun yang bekerja selama seminggu yang lalu menurut lapangan pekerjaan utama, Agustus 2012 / <i>Aceh population 15 years of age and over who worked during the previous week by main industry, August 2012</i> .....   | 11 - 15                                      |
| <u>Tabel</u><br><i>Table</i> : 01 Penduduk Aceh berumur 15 tahun ke atas menurut golongan umur dan kegiatan selama seminggu yang lalu, Agustus 2012 / <i>Aceh population 15 years of age and over by age group and type of activity during the previous week, August 2012</i> .....                                     | 16 - 20                                      |
| <u>Tabel</u><br><i>Table</i> : 02 Penduduk Aceh berumur 15 tahun ke atas menurut pendidikan tertinggi yang ditamatkan dan kegiatan selama seminggu yang lalu, Agustus 2012 / <i>Aceh population 15 years of age and over by educational attainment and type of activity during the previous week, August 2012</i> .. .. | 21 - 25                                      |

|                              |      |   | <b><u>Halaman</u></b><br><b><i>Pages</i></b> |
|------------------------------|------|---|--|
| <u>Tabel</u><br><i>Table</i> | : 03 | Penduduk Aceh berumur 15 tahun ke atas menurut kabupaten/kota dan kegiatan selama seminggu yang lalu, Agustus 2012 / <i>Aceh population 15 years of age and over by regency/municipality and type of activity during the previous week, August 2012</i>   | 26 - 30                                      |
| <u>Tabel</u><br><i>Table</i> | : 04 | Penduduk Aceh berumur 15 tahun ke atas yang termasuk angkatan kerja menurut golongan umur dan pendidikan tertinggi yang ditamatkan, Agustus 2012 / <i>Aceh population 15 years of age and over who are in labor force by age group and educational attainment, August 2012</i> .....                        | 31 - 35                                      |
| <u>Tabel</u><br><i>Table</i> | : 05 | Penduduk Aceh berumur 15 tahun ke atas yang termasuk angkatan kerja menurut kabupaten/kota dan golongan umur, Agustus 2012 / <i>Aceh population 15 years of age and over who are in labor force by regency/ municipality and age group, August 2012</i> .....   | 36 - 40                                      |
| <u>Tabel</u><br><i>Table</i> | : 06 | Penduduk Aceh berumur 15 tahun ke atas yang termasuk angkatan kerja menurut kabupaten/kota dan pendidikan tertinggi yang ditamatkan, Agustus 2012/ <i>Aceh population 15 years of age and over who are in labor force by regency/municipality and educational attainment, August 2012</i> .....             | 41 - 45                                      |
| <u>Tabel</u><br><i>Table</i> | : 07 | Penduduk Aceh berumur 15 tahun ke atas yang bekerja selama seminggu yang lalu menurut golongan umur dan pendidikan tertinggi yang ditamatkan, Agustus 2012 / <i>Aceh population 15 years of age and over who worked during the previous week by age group and educational attainment, August 2012</i> ..... | 46 - 50                                      |
| <u>Tabel</u><br><i>Table</i> | : 08 | Penduduk Aceh berumur 15 tahun ke atas yang bekerja selama seminggu yang lalu menurut golongan umur dan jumlah jam kerja seluruhnya, Agustus 2012 / <i>Aceh population 15 years of age and over who worked during the previous week by age group and total working hours, August 2012</i> .....             | 51 - 55                                      |
| <u>Tabel</u><br><i>Table</i> | : 09 | Penduduk Aceh berumur 15 tahun ke atas yang bekerja selama seminggu yang lalu menurut golongan umur dan lapangan pekerjaan utama, Agustus 2012 / <i>Aceh population 15 years of age and over who worked during the previous week by age group and main industry, August 2012</i> .....                      | 56 - 60                                      |
| <u>Tabel</u><br><i>Table</i> | : 10 | Penduduk Aceh berumur 15 tahun ke atas yang bekerja selama seminggu yang lalu menurut golongan umur dan status pekerjaan utama, Agustus 2012 / <i>Aceh population 15 years of age and over who worked during the previous week by age group and main employment status, August 2012</i> .....               | 61 - 65                                      |

**Halaman  
Pages**

|                              |      |   |           |
|------------------------------|------|---|-----------|
| <u>Tabel</u><br><u>Table</u> | : 11 | Penduduk Aceh berumur 15 tahun ke atas yang bekerja selama seminggu yang lalu menurut lapangan pekerjaan utama dan pendidikan tertinggi yang ditamatkan, Agustus 2010 / <i>Aceh population 15 years of age and over who worked during the previous week by main industry and educational attainment, August 2012</i> .....          | 66 - 70   |
| <u>Tabel</u><br><u>Table</u> | : 12 | Penduduk Aceh berumur 15 tahun ke atas yang bekerja selama seminggu yang lalu menurut status pekerjaan utama dan pendidikan tertinggi yang ditamatkan, Agustus 2012 / <i>Aceh population 15 years of age and over who worked during the previous week by main employment status and educational attainment, August 2012</i> .....   | 71 - 75   |
| <u>Tabel</u><br><u>Table</u> | : 13 | Penduduk Aceh berumur 15 tahun ke atas yang bekerja selama seminggu yang lalu menurut pendidikan tertinggi yang ditamatkan dan jumlah jam kerja seluruhnya, Agustus 2012 / <i>Aceh population 15 years of age and over who worked during the previous week by educational attainment and total working hours, August 2012</i> ..... | 76 - 80   |
| <u>Tabel</u><br><u>Table</u> | : 14 | Penduduk Aceh berumur 15 tahun ke atas yang bekerja selama seminggu yang lalu menurut jumlah jam kerja seluruhnya dan lapangan pekerjaan utama, Agustus 2012 / <i>Aceh population 15 years of age and over who worked during the previous week by total working hours and main industry, August 2012</i> .....                      | 81 - 85   |
| <u>Tabel</u><br><u>Table</u> | : 15 | Penduduk Aceh berumur 15 tahun ke atas yang bekerja selama seminggu yang lalu menurut jumlah jam kerja seluruhnya dan status pekerjaan utama, Agustus 2012 / <i>Aceh population 15 years of age and over who worked during the previous week by total working hours and main employment status, August 2012</i> .....               | 86 - 90   |
| <u>Tabel</u><br><u>Table</u> | : 16 | Penduduk Aceh berumur 15 tahun ke atas yang bekerja selama seminggu yang lalu menurut status pekerjaan utama dan lapangan pekerjaan utama, Agustus 2012 / <i>Aceh population 15 years of age and over who worked during the previous week by main employment status and main industry, August 2012</i> .....                        | 91 - 95   |
| <u>Tabel</u><br><u>Table</u> | : 17 | Penduduk Aceh berumur 15 tahun ke atas yang bekerja selama seminggu yang lalu menurut jenis pekerjaan utama dan pendidikan tertinggi yang ditamatkan, Agustus 2012 / <i>Aceh population 15 years of age and over who worked during the previous week by main occupation and educational attainment, August 2012</i> .....           | 96 - 100  |
| <u>Tabel</u><br><u>Table</u> | : 18 | Penduduk Aceh berumur 15 tahun ke atas yang bekerja selama seminggu yang lalu menurut lapangan pekerjaan utama dan jenis pekerjaan utama, Agustus 2012 / <i>Aceh population 15 years of age and over who worked during the previous week by main industry and main occupation, August 2012</i> .....                                | 101 - 105 |
| <u>Tabel</u><br><u>Table</u> | : 19 | Penduduk Aceh berumur 15 tahun ke atas yang bekerja selama seminggu yang lalu menurut status pekerjaan utama dan jenis pekerjaan utama, Agustus 2012 / <i>Aceh population 15 years of age and over who worked during the previous week by main employment status and main occupation, August 2012</i> .....                         | 106 - 110 |



|                              |      | <b><u>Halaman</u></b><br><b><u>Pages</u></b>  |
|------------------------------|------|---|
| <u>Tabel</u><br><u>Table</u> | : 20 | Penduduk Aceh berumur 15 tahun ke atas yang bekerja selama seminggu yang lalu menurut jumlah jam kerja pada pekerjaan utama dan lapangan pekerjaan utama, Agustus 2012 / <i>Aceh population 15 years of age and over who worked during the previous week by total working hours on main job and main industry, August 2012</i> ..... 111 - 115        |
| <u>Tabel</u><br><u>Table</u> | : 21 | Penduduk Aceh berumur 15 tahun ke atas yang bekerja selama seminggu yang lalu menurut jumlah jam kerja pada pekerjaan utama dan status pekerjaan utama, Agustus 2012 / <i>Aceh population 15 years of age and over who worked during the previous week by total working hours on main job and main employment status, August 2012</i> ..... 116 - 120 |
| <u>Tabel</u><br><u>Table</u> | : 22 | Penduduk Aceh berumur 15 tahun ke atas yang bekerja selama seminggu yang lalu menurut kabupaten/kota dan golongan umur, Agustus 2012 / <i>Aceh population 15 years of age and over who worked during the previous week by regency/municipality and age group, August 2012</i> ..... 121 - 125   |
| <u>Tabel</u><br><u>Table</u> | : 23 | Penduduk Aceh berumur 15 tahun ke atas yang bekerja selama seminggu yang lalu menurut kabupaten/kota dan pendidikan tertinggi yang ditamatkan, Agustus 2012 / <i>Aceh population 15 years of age and over who worked during the previous week by regency/municipality and educational attainment, August 2012</i> ..... 126 - 130                     |
| <u>Tabel</u><br><u>Table</u> | : 24 | Penduduk Aceh berumur 15 tahun ke atas yang bekerja selama seminggu yang lalu menurut kabupaten/kota dan lapangan pekerjaan utama, Agustus 2012 / <i>Aceh population 15 years of age and over who worked during the previous week by regency/municipality and main industry, August 2012</i> ..... 131 - 135  |
| <u>Tabel</u><br><u>Table</u> | : 25 | Penduduk Aceh berumur 15 tahun ke atas yang bekerja selama seminggu yang lalu menurut kabupaten/kota dan status pekerjaan utama, Agustus 2012 / <i>Aceh population 15 years of age and over who worked during the previous week by regency/municipality and main employment status, August 2012</i> ..... 136 - 140                                   |
| <u>Tabel</u><br><u>Table</u> | : 26 | Penduduk Aceh berumur 15 tahun keatas yang bekerja selama seminggu yang lalu di kegiatan informal menurut kabupaten/kota dan lapangan pekerjaan utama, agustus 2012 / <i>aceh population 15 years of age and over who worked during the previous week in informal activity by regency/municipality and main industry, August 2012</i> ..... 141 - 145 |
| <u>Tabel</u><br><u>Table</u> | : 27 | Penduduk Aceh berumur 15 tahun keatas yang bekerja selama seminggu yang lalu di kegiatan informal menurut kabupaten/kota dan golongan umur, agustus 2012 / <i>aceh population 15 years of age and over who worked during the previous week in informal activity by regency/municipality and age group, August 2012</i> ..... 146 - 150                |

|                              |      | <b><u>Halaman</u></b><br><b><u>Pages</u></b>   |
|------------------------------|------|--|
| <u>Tabel</u><br><u>Table</u> | : 28 | Penduduk Aceh berumur 15 tahun keatas yang bekerja selama seminggu yang lalu di kegiatan informal menurut kabupaten/kota dan pendidikan tertinggi yang ditamatkan, Agustus 2012 / <i>aceh population 15 years of age and over who worked during the previous week in informal activity by regency/municipality and educational attainment, August 2012</i> ..... 151 - 155 |
| <u>Tabel</u><br><u>Table</u> | : 29 | Penduduk Aceh berumur 15 tahun ke atas yang termasuk pengangguran terbuka menurut golongan umur dan pendidikan tertinggi yang ditamatkan, Agustus 2012 / <i>Aceh population 15 years of age and over whowere categorized unemployment by age group and educational attainment, August 2012</i> ..... 156 - 160   |
| <u>Tabel</u><br><u>Table</u> | : 30 | Penduduk Aceh berumur 15 tahun ke atas yang termasuk pengangguran terbuka menurut kabupaten/kota dan pendidikan tertinggi yang ditamatkan, Agustus 2012 / <i>Aceh population 15 years of age and over who were categorized unemployment by regency/municipality and educational attainment, August 2012</i> ..... 161 - 165  |



# PENJELASAN

## I. PENDAHULUAN

Pengumpulan data tentang ketenagakerjaan merupakan kegiatan pokok Sub Direktorat Statistik Ketenagakerjaan, Badan Pusat Statistik. Kegiatan pokok tersebut dilaksanakan melalui Survei Angkatan Kerja Nasional (SAKERNAS), yang merupakan survei khusus untuk mengumpulkan data ketenagakerjaan. Selain melalui SAKERNAS, pengumpulan data ketenagakerjaan juga dilaksanakan melalui kegiatan survei lainnya, seperti Survei Sosial Ekonomi Nasional (SUSENAS), Sensus Penduduk (SP) dan Survei Penduduk Antar Sensus (SUPAS). Konsep dan definisi yang digunakan dalam pengumpulan data ketenagakerjaan oleh Badan Pusat Statistik tidak pernah berubah sejak 1976, kecuali untuk konsep pengangguran terbuka dan status pekerjaan, mulai tahun 2001 mengalami perluasan.

Sejak tahun 2011, rancangan Sakernas yang dilaksanakan pada bulan Februari, Mei, dan Oktober hanya mampu disajikan hingga tingkat provinsi, sementara pada pelaksanaan bulan Agustus dapat disajikan hingga tingkat kabupaten/kota.

Sampel terpilih untuk survei ini di Provinsi Aceh berjumlah 13.720 rumah tangga. Tabel-tabel yang disajikan dirinci menurut kabupaten/kota jenis kelamin (laki-laki dan perempuan) dan daerah (perkotaan dan pedesaan), dengan penomoran tabel yang dimulai dengan tabel total.

Pengumpulan data ketenagakerjaan melalui SAKERNAS mempunyai tiga tujuan utama. Ketiga tujuan tersebut adalah untuk mengetahui karakteristik:

- i. Penduduk yang bekerja;
- ii. Pengangguran dan setengah pengangguran;
- iii. Penduduk yang tercakup dalam kategori bukan angkatan kerja yaitu, mereka yang sekolah, mengurus rumah tangga dan melakukan kegiatan lainnya.

Daftar yang digunakan untuk mengumpulkan data ketenagakerjaan perorangan adalah Daftar SAK12-AK (III) yang disusun untuk menanyakan informasi mengenai keadaan angkatan kerja dan bukan angkatan kerja.

## II. KETERANGAN YANG DIKUMPULKAN

Keterangan pokok berkaitan dengan ketenagakerjaan yang dikumpulkan melalui SAKERNAS adalah keterangan perorangan dari setiap anggota rumah tangga yang berumur 10 tahun ke atas. Meskipun demikian, informasi yang disajikan dalam publikasi ini hanya informasi dari penduduk yang berumur 15 tahun ke atas. Informasi tersebut meliputi:

- 1). Keterangan identitas anggota rumah tangga seperti: nama, hubungan dengan kepala rumah tangga, jenis kelamin, umur, status perkawinan dan pendidikan tertinggi yang ditamatkan. Kegiatan selama seminggu yang lalu seperti: bekerja (paling sedikit 1 jam dalam seminggu), punya pekerjaan namun sedang tidak bekerja, mencari pekerjaan/mempersiapkan usaha, sekolah, mengurus rumah tangga dan lainnya (pensiun, cacat jasmani dan lain-lain).
- 2). Bagi mereka yang bekerja/punya pekerjaan tetapi sementara tidak bekerja ditanyakan antara lain jumlah hari kerja, jam kerja, lapangan pekerjaan, jenis pekerjaan, status pekerjaan, dan upah/gaji bersih selama sebulan.
- 3). Bagi mereka yang mencari pekerjaan/mempersiapkan usaha ditanyakan; alasan utama mencari pekerjaan/ mempersiapkan usaha, upaya yang dilakukan, lama waktu mencari pekerjaan dan jenis pekerjaan yang dicari (pekerjaan penuh waktu atau paruh waktu).

## III. KONSEP DAN DEFINISI

Konsep dan definisi yang digunakan dalam pengumpulan data ketenagakerjaan oleh Badan Pusat Statistik adalah *The Labour Force Concept* yang disarankan oleh *the International Labor Organization (ILO)*. Konsep ini membagi penduduk menjadi dua kelompok, yaitu penduduk usia kerja dan penduduk bukan usia kerja. Selanjutnya, penduduk usia kerja di bedakan pula menjadi dua kelompok berdasarkan kegiatan utama yang sedang dilakukannya. Kelompok tersebut adalah **Angkatan Kerja** dan **Bukan Angkatan Kerja**.

Definisi yang berkaitan dengan penerapan konsep tersebut di Indonesia dijelaskan dalam uraian berikut:

1. **Penduduk usia kerja** adalah penduduk berumur 15 tahun dan lebih.
2. **Penduduk yang termasuk angkatan kerja** adalah penduduk usia kerja (15 tahun dan lebih) yang bekerja, atau punya pekerjaan namun sementara tidak bekerja dan pengangguran.
3. **Penduduk yang termasuk bukan angkatan kerja** adalah penduduk usia kerja (15 tahun dan lebih) yang masih sekolah, mengurus rumah tangga atau melaksanakan kegiatan lainnya.
4. **Bekerja** adalah kegiatan ekonomi yang dilakukan oleh seseorang dengan maksud memperoleh atau membantu memperoleh pendapatan atau keuntungan, paling sedikit 1 jam (tidak terputus) dalam seminggu yang lalu. Kegiatan tersebut termasuk pula kegiatan pekerja tak dibayar yang membantu dalam suatu usaha/ kegiatan ekonomi.
5. **Punya pekerjaan tetapi sementara tidak bekerja** adalah keadaan dari seseorang yang mempunyai pekerjaan tetapi selama seminggu yang lalu sementara tidak bekerja karena berbagai sebab, seperti: sakit, cuti, menunggu panen, mogok dan sebagainya.

Contoh:

- a. Pekerja tetap, pegawai pemerintah/swasta yang sedang tidak masuk bekerja karena cuti, sakit, mogok, mangkir, mesin/peralatan perusahaan mengalami kerusakan, dan sebagainya.
- b. Petani yang mengusahakan tanah pertanian dan sedang tidak bekerja karena alasan sakit atau menunggu pekerjaan berikutnya (menunggu panen atau musim hujan untuk menggarap sawah).
- c. Pekerja profesional (mempunyai keahlian tertentu/khusus) yang sedang tidak bekerja karena sakit, menunggu pekerjaan berikutnya/pesanan dan sebagainya. Seperti dalang, tukang cukur, tukang pijat, dukun, penyanyi komersial dan sebagainya

6. **Penganggur terbuka**, terdiri dari :

- a. Mereka yang mencari pekerjaan.
- b. Mereka yang mempersiapkan usaha.
- c. Mereka yang tidak mencari pekerjaan, karena merasa tidak mungkin mendapatkan pekerjaan.
- d. Mereka yang sudah punya pekerjaan, tetapi belum mulai bekerja.

(lihat pada “*An ILO Manual on Concepts and Methods*”)

- **Mencari pekerjaan** adalah kegiatan seseorang yang tidak bekerja dan pada saat survei orang tersebut sedang mencari pekerjaan, seperti mereka :
  - a. Yang belum pernah bekerja dan sedang berusaha mendapatkan pekerjaan.
  - b. Yang sudah pernah bekerja, karena sesuatu hal berhenti atau diberhentikan dan sedang berusaha untuk mendapatkan pekerjaan.
  - c. Yang bekerja atau mempunyai pekerjaan, tetapi karena sesuatu hal masih berusaha untuk mendapatkan pekerjaan lain.

Usaha mencari pekerjaan ini tidak terbatas pada seminggu sebelum pencacahan, jadi mereka yang sedang berusaha mendapatkan pekerjaan dan yang permohonannya telah dikirim lebih dari satu minggu yang lalu tetap dianggap sebagai mencari pekerjaan. Mereka yang sedang bekerja atau yang sedang dibebaskan tugas, baik akan dipanggil kembali ataupun tidak, dan berusaha untuk mendapatkan pekerjaan, tidak dapat disebut sebagai penganggur terbuka.

- **Mempersiapkan suatu usaha** adalah suatu kegiatan yang dilakukan seseorang dalam rangka mempersiapkan suatu usaha/pekerjaan yang “baru”, yang bertujuan untuk memperoleh penghasilan/ keuntungan atas resiko sendiri, baik dengan atau tanpa mempekerjakan buruh/pekerja dibayar maupun tidak dibayar. Mempersiapkan yang dimaksud adalah apabila “**tindakannya nyata**”, seperti: mengumpulkan modal atau perlengkapan/alat, mencari lokasi/tempat, mengurus surat ijin usaha dan sebagainya, telah/ sedang dilakukan.

- Mempersiapkan usaha tidak termasuk yang baru merencanakan, berniat, dan baru mengikuti kursus/ pelatihan dalam rangka membuka usaha.

Mempersiapkan suatu usaha yang nantinya cenderung pada pekerjaan sebagai berusaha sendiri (*own account worker*) atau sebagai berusaha dibantu buruh tidak tetap/buruh tak dibayar atau sebagai berusaha dibantu buruh tetap/buruh dibayar.

**Penjelasan:**

Kegiatan mempersiapkan suatu usaha/pekerjaan tidak terbatas dalam jangka waktu seminggu yang lalu saja, tetapi bisa dilakukan beberapa waktu yang lalu asalkan seminggu yang lalu masih berusaha untuk mempersiapkan suatu kegiatan usaha.

7. **Setengah Penganggur** adalah mereka yang bekerja di bawah jam kerja normal (kurang dari 35 jam seminggu). Setengah Penganggur terdiri dari:
  - **Setengah Penganggur Terpaksa** adalah mereka yang bekerja di bawah jam kerja normal (kurang dari 35 jam seminggu), dan masih mencari pekerjaan atau masih bersedia menerima pekerjaan.
  - **Setengah Penganggur Sukarela** adalah mereka yang bekerja di bawah jam kerja normal (kurang dari 35 jam seminggu), tetapi tidak mencari pekerjaan atau tidak bersedia menerima pekerjaan lain (sebagian pihak menyebutkan sebagai pekerja paruh waktu/*part time worker*).
8. **Sekolah** adalah kegiatan seseorang untuk bersekolah di sekolah formal, mulai dari pendidikan dasar sampai dengan pendidikan tinggi selama seminggu yang lalu sebelum pencacahan. *Tidak termasuk yang sedang libur sekolah.*
9. **Mengurus rumah tangga** adalah kegiatan seseorang yang mengurus rumah tangga tanpa mendapatkan upah, misalnya: ibu-ibu rumah tangga dan anaknya yang membantu mengurus rumah tangga. Sebaliknya pembantu rumah tangga yang mendapatkan upah walaupun pekerjaannya mengurus rumah tangga dianggap bekerja.
10. **Kegiatan lainnya** adalah kegiatan seseorang selain disebut di atas, yakni mereka yang sudah pensiun, orang-orang yang cacad jasmani (buta, bisu dan sebagainya) yang tidak melakukan sesuatu pekerjaan seminggu yang lalu.
11. **Pendidikan tertinggi yang ditamatkan** adalah tingkat pendidikan yang dicapai seseorang setelah mengikuti pelajaran pada kelas tertinggi suatu tingkatan sekolah dengan mendapatkan tanda tamat (ijazah).

- 12. Jumlah jam kerja seluruh pekerjaan** adalah jumlah jam kerja yang dilakukan oleh seseorang (tidak termasuk jam kerja istirahat resmi dan jam kerja yang digunakan untuk hal-hal di luar pekerjaan) selama seminggu yang lalu.  
Bagi pedagang keliling, jumlah jam kerja dihitung mulai berangkat dari rumah sampai tiba kembali di rumah dikurangi waktu yang tidak merupakan jam kerja, seperti mampir ke rumah famili/kawan dan sebagainya.
- 13. Lapangan usaha** adalah bidang kegiatan dari pekerjaan/usaha/perusahaan/kantor tempat seseorang bekerja.
- 14. Jenis pekerjaan/jabatan** adalah macam pekerjaan yang dilakukan oleh seseorang atau ditugaskan kepada seseorang yang sedang bekerja atau yang sementara tidak bekerja. Jenis pekerjaan pada publikasi ini, mengikuti Klasifikasi Baku Jenis Pekerjaan Indonesia (KBJI) 2002 yang mengacu kepada ISCO 88.
- 15. Upah/gaji bersih** adalah penerimaan buruh/karyawan berupa uang atau barang yang dibayarkan perusahaan/ kantor/majikan tersebut. Penerimaan dalam bentuk barang dinilai dengan harga setempat. Penerimaan bersih yang dimaksud tersebut adalah setelah dikurangi dengan potongan-potongan iuran wajib, pajak penghasilan dan sebagainya oleh perusahaan/kantor/majikan.
- 16. Status pekerjaan** adalah kedudukan seseorang dalam melakukan pekerjaan di suatu unit usaha/kegiatan. Mulai tahun 2001 status pekerjaan dibedakan menjadi 7 kategori yaitu :
- Berusaha sendiri**, adalah bekerja atau berusaha dengan menanggung resiko secara ekonomis, yaitu dengan tidak kembalinya ongkos produksi yang telah dikeluarkan dalam rangka usahanya tersebut, serta tidak menggunakan pekerja dibayar maupun pekerja tak dibayar, termasuk yang sifat pekerjaannya memerlukan teknologi atau keahlian khusus.
  - Berusaha dibantu buruh tidak tetap/buruh tak dibayar**, adalah bekerja atau berusaha atas resiko sendiri, dan menggunakan buruh/pekerja tak dibayar dan atau buruh/pekerja tidak tetap.
  - Berusaha dibantu buruh tetap/buruh dibayar**, adalah berusaha atas resiko sendiri dan mempekerjakan paling sedikit satu orang buruh/pekerja tetap yang dibayar.



- d. **Buruh/Karyawan/Pegawai**, adalah seseorang yang bekerja pada orang lain atau instansi/kantor/ perusahaan secara tetap dengan menerima upah/gaji baik berupa uang maupun barang. Buruh yang tidak mempunyai majikan tetap, tidak digolongkan sebagai buruh/karyawan, tetapi sebagai pekerja bebas. Seseorang dianggap memiliki majikan tetap jika memiliki 1 (satu) majikan (orang/rumah tangga) yang sama dalam sebulan terakhir, khusus pada sektor bangunan batasannya tiga bulan. Apabila majikannya instansi/lembaga, boleh lebih dari satu.
- e. **Pekerja bebas di pertanian**, adalah seseorang yang bekerja pada orang lain/majikan/institusi yang tidak tetap (lebih dari 1 majikan dalam sebulan terakhir) di usaha pertanian baik berupa usaha rumah tangga maupun bukan usaha rumah tangga atas dasar balas jasa dengan menerima upah atau imbalan baik berupa uang maupun barang, dan baik dengan sistem pembayaran harian maupun borongan. Usaha pertanian meliputi: pertanian tanaman pangan, perkebunan, kehutanan, peternakan, perikanan dan perburuan, termasuk juga jasa pertanian.

**Majikan** adalah orang atau pihak yang memberikan pekerjaan dengan pembayaran yang disepakati.

- f. **Pekerja bebas di non pertanian** adalah seseorang yang bekerja pada orang lain/majikan/institusi yang tidak tetap (lebih dari 1 majikan dalam sebulan terakhir), di usaha non pertanian dengan menerima upah atau imbalan baik berupa uang maupun barang dan baik dengan sistem pembayaran harian maupun borongan.

Usaha non pertanian meliputi: usaha di sektor pertambangan, industri, listrik, gas dan air, sektor konstruksi/ bangunan, sektor perdagangan, sektor angkutan, pergudangan dan komunikasi, sektor keuangan, asuransi, usaha persewaan bangunan, tanah dan jasa perusahaan, sektor jasa kemasyarakatan, sosial dan perorangan.

Huruf e dan f yang dikembangkan mulai pada publikasi 2001, pada tahun 2000 dan sebelumnya dikategorikan pada huruf d dan a (huruf e termasuk dalam d dan huruf f termasuk dalam a).

- g. **Pekerja tak dibayar** adalah seseorang yang bekerja membantu orang lain yang berusaha dengan tidak mendapat upah/gaji, baik berupa uang maupun barang.

Pekerja tak dibayar tersebut dapat terdiri dari :

1. Anggota rumah tangga dari orang yang dibantunya, seperti istri/anak yang membantu suaminya/ ayahnya bekerja di sawah.
2. Bukan anggota rumah tangga tetapi keluarga dari orang yang dibantunya, seperti famili yang membantu melayani penjualan di warung.

3. Bukan anggota rumah tangga dan bukan keluarga dari orang yang dibantunya, seperti orang yang membantu menganyam topi pada industri rumah tangga tetangganya.

## IV. FAKTOR PENENTU

Beberapa faktor perlu dipertimbangkan oleh para pemakai data dalam menginterpretasi dan menganalisa data ketenagakerjaan yang tersedia. Faktor-faktor yang perlu dipertimbangkan meliputi:

### 1. Tujuan Survei

SAKERNAS merupakan survei khusus untuk mengumpulkan data ketenagakerjaan. Sedangkan SP maupun SUPAS bertujuan untuk mengetahui sifat demografi secara umum. Dengan demikian informasi yang dikumpulkan dalam SP dan SUPAS lebih banyak dan beragam, antara lain meliputi data pendidikan, migrasi, keluarga berencana dan ketenagakerjaan. Begitu pula informasi yang dikumpulkan melalui SUSENAS lebih beragam sifatnya, seperti data pengeluaran/konsumsi, ketenagakerjaan, kesehatan dan perumahan. Perbedaan tujuan survei ini menyebabkan kualitas data ketenagakerjaan berbeda.

### 2. Ukuran Sampel

Ukuran sampel dalam SAKERNAS berbeda dengan ukuran sampel dalam SP dan SUPAS maupun SUSENAS. Perbedaan ini menyebabkan *sampling error* yang dikandung oleh angka perkiraan dari masing-masing sumber data juga berbeda. Semakin kecil ukuran sampel, maka akan semakin besar *sampling error*nya.

### 3. Perencanaan Kuesioner

Cara menyusun pertanyaan mengenai ketenagakerjaan dalam kuesioner dapat berpengaruh terhadap hasil survei maupun sensus. Ini meliputi bentuk kalimat/pertanyaan yang tertulis, urutan pertanyaan, pemilihan kata-kata yang tepat dalam pertanyaan, dan banyaknya pertanyaan maupun jenis keterangan yang ditanyakan. Dalam SAKERNAS, telah diusahakan bentuknya ringkas/serederhana, mudah dimengerti serta tidak berubah-ubah.



# EXPLANATORY NOTES

## I. INTRODUCTION

*The collection of the data on the labor force is the responsibility of the Sub Directorate of Manpower Statistics in the BPS – Statistics Indonesia. It is carried out through The National Labor Force Survey (NLFS) in all provinces of Indonesia. The other sources of data were also derived from National Socio-Economic Survey, Population Census, and Intercensal Population Survey. The concepts and definitions used for the labor force data are the same for all surveys and censuses since 1976, except for the unemployment rate and employment status, since 2001 have been an extended.*

*Since 2011, the implementation of sample design of the Sakernas at February, May, and October only can be published up to province level, whilst in August 2011 the estimation can be produced up to regency level.*

*Total number of household samples in Aceh were 13,720. The tables presented by sex and region (urban and rural) and the serial number of table is started from total first.*

*The National Labor Force Survey aims to meet three main objectives. These objectives are designed to obtain the characteristics of:*

- i. Employment.*
- ii. Unemployment and underemployment.*
- iii. Working age population not in the labor force who are in schools, doing housekeeping and others.*

*Questionnaire being applied in the data collection of the NLFS August 2010 for labor personal information is SAK07-AK (II) which is designed for asking information of the economically active and not economically active situation.*

## **II. INFORMATION COLLECTED**

The main information which are collected in the labor force survey were data on individual household members cover persons aged 10 years and older. However tabulated data cover for household members aged 15 years and older.

### **Data on individual household members consist of:**

- ☞ *Member identification: name, relation to the head of household, sex, age, marital status and educational attainment.*
- ☞ *Activities during last week: worked, temporarily not working, looking for work, attending school, doing housekeeping and others (retired, incapacitated, etc).*
- ☞ *For those who were working: and temporarily absent from work but having jobs (such as: on leave) they asked for main total hours of work, industry, occupation, employment status, and total wage/salary.*
- ☞ *For those who were looking for job and established a new business/firm: they asked for the main reason for looking a job/established a new business/firm, type of effort to find out a job/established a new business/firm, the duration of looking for job and established a new business/firm, and type of job ( for full or part-time).*

## **III. CONCEPT AND DEFINITIONS**

The labor force concepts used in the 2010 NLFS are the same as those recommended by the International Labor Office (ILO), which divides the population into two components: a working age group and a non-working age group. The working age population is in turn classified into two major categories according to their current activities: those in the labor force and those not in the labor force. More specifically, definitions are as follows:

- 1. Working age population:** persons of 15 years old and over.
- 2. Labor force:** persons of 15 years old and over who, in the previous week, were working, temporarily absent from work but having jobs, and those who did not have work and were looking for work.

3. **Not in labor force:** persons aged 15 years and over, but not classified in labor force, such as students, housekeepers, etc.
4. **Working:** an activity done by a person who worked for pay or assisted others in obtaining pay or profit for the duration at least one hour during the survey week.
5. **Temporarily absent from work, but having job:** an activity done by a person who had a job, but was temporarily absent from work for some reasons during the survey week.
6. **ILO concept of Unemployment, which consists of:**
  - a. Person without work but looking for work.
  - b. Person without work who have established a new business/firm.
  - c. Person without work who were not looking for work, because they do not expect to find work.
  - d. Person who have made arrangements to start work on a date subsequent to the reference period (future starts).
7. **Underemployment:** is a person who worked under the normal working hours (less than 35 hours a week). It consist of involuntary underemployment and voluntary underemployment.
  - a. **Involuntary underemployment:** is a person who worked under the normal working hours (less than 35 hours a week), and he is still looking for a job or available for work.
  - b. **Voluntary underemployment:** is a person who worked under the normal working hours (less than 35 hours a week), but he is not looking for a job or unavailable for work.
8. **Students :** persons who were regularly attending a formal school (including students who were on school holidays).
9. **Housekeepers:** persons who were engaged in household duties in their own home, or persons who helped in managing household chores without payment, e.g. housewives and their children who are doing household work. However, an activity undertaken by a servant is considered as “work”.
10. **Others:** persons performing activities other than the ones mentioned above, such as retirees, those disabled, recipients of private allowance and others.

11. **Educational attainment:** the highest educational level completed by a person, verified with the receipt of a diploma or a letter of completion/certificate.
12. **Total working hours:** in a week refer to total hours used by an employee to do his/her job during a calendar week (excluding the time used for other activities which are not classified as “work”).
13. **Industry:** refers to the activity of the place of work/company/office in which a person is employed, classified according to the Indonesian Standard Industrial Classification (KBLI).
14. **Occupation:** refer to the type of work carried out by a particular respondent, classified according to the KBJI 2002 **NOT** Indonesian Classification of Occupation (KJI) 1982.
15. **Wage/Salarie** are the remuneration paid to an employee by an employer, including payment in cash and or in kind.
16. **Employment status** is the status of a person at the place where he/she works. There are seven different categories:
  - ☞ Own-account workers are those workers who, working on their own account or with one or more partners, hold the type of job defined as a “self employment job”, and have not engaged on a continuous basis any “employees” to work for them during the reference period.
  - ☞ Employer assisted by temporary workers/unpaid worker.
  - ☞ Employer assisted by permanent workers permanent workers: is a person who does his/her business assisted by paid permanent workers.
  - ☞ Employee: is a person who works for another person or an institution with a stable contract for pay in cash or in kind.
  - ☞ Casual employee in agriculture: is a person who works at her/his own risk without the assistance of his/her family members or employees in the agricultural sector.
  - ☞ Casual employee not in agriculture: is a person who works at her/his own risk without the assistance of his/her family members or employees outside the agricultural sector.
  - ☞ Unpaid worker: is a person who works **without pay** in an economic enterprise operated by other members of the family, relatives or neighbors.

## **IV. DETERMATION FACTOR**

*It is suggested for data user to underpin into a high consideration some factors in term of interpreting and analysing labor data. The variety factors are included below:*

### **1. Purpose of Survey**


*Sakernas in a such kind of specific design survey which is aimed for labor data collection. On the other hand, it is different compared with SP (Population Census) and Supas (Intercenal Population Cencus) which have a specific purpose to collect a demographic characteristic in general. As consequent, the SP and Supas data collection would have much more variety of variables than Sakernas. The variables can be gathered, such as: education, migration, family planning and labor. In addition to that, in the Susenas (Social and Economic Survey) is compound by many characteristics variables in social and economic characteristics, for instance: consumption, labor, health and household variables. The complexity variables and dissimilar survey function to the four of surveys design will give much contribution toward each labor data quality.*

### **2. Sample Size**

*The unlike sample size of Sakernas compared with other survey mentioned above (SP, Supas and Susenas) will lead to different level of sampling error on its survey data sources. As well known that the smaller sample size will affect to the greater of sampling error on each survey.*

### **3. Questionnaire Plan**

*The way of structuring and wording questionnaire on labor characteristics will strongly affect to quality of census and survey data attainment. The structure and word of questionnaire plan cover by correct sentence without produce ambiguous meaning, appropriate of word and order in the questioning order, and the number of variables and questions will be asked to respondent. In the Sakernas, the questionnaire has been designed in a simply and concise way. It expected respondent will understand and catch easily the aim of question of survey and avoid the memory lapse and uninterested respondent survey during interview data collection. Furthermore, the design of Sakernas' questionnaire remain stable in order to keep data comparison needs.*



**TABEL SERIES / *SERIES TABLES***

**PERKEMBANGAN KETENAGAKERJAAN / *LABOR FORCES TREND***

**2010 - 2012**

<https://lch.ms.go.id>



TABEL  
TABLE

A.1

PENDUDUK ACEH BERUMUR 15 TAHUN KE ATAS MENURUT JENIS KEGIATAN SELAMA SEMINGGU YANG LALU  
ACEH POPULATION 15 YEARS OF AGE AND OVER BY TYPE OF ACTIVITY DURING THE PREVIOUS WEEK  
(TAHUN/YEARS 2010 - 2012)

PERKOTAAN+PERDESAAN /URBAN+RURAL

LAKI-LAKI+PEREMPUAN/MALE+FEMALE

| JENIS KEGIATAN<br>TYPE OF ACTIVITY  | TAHUN/YEARS          |                   |                      |                   |                      |                   |
|---|----------------------|-------------------|----------------------|-------------------|----------------------|-------------------|
|   | 2010                 |                   | 2011                 |                   | 2012                 |                   |
|   | FEBRUARI<br>FEBRUARY | AGUSTUS<br>AUGUST | FEBRUARI<br>FEBRUARY | AGUSTUS<br>AUGUST | FEBRUARI<br>FEBRUARY | AGUSTUS<br>AUGUST |
| (1)   | (4)                  | (5)               | (6)                  | (7)               | (6)                  | (7)               |
| PENDUDUK BERUMUR 15 TAHUN KE ATAS<br>POPULATION 15 YEARS OF AGE AND OVER        | 3 076 558            | 3 068 650         | 3 104 769            | 3 137 531         | 3 170 163            | 3 202 964         |
| ANGKATAN KERJA/ECONOMICALLY ACTIVE  | 1 932 945            | 1 938 519         | 2 068 954            | 2 001 259         | 2 087 692            | 1 978 491         |
| BEKERJA/WORKING   | 1 766 670            | 1 776 254         | 1 897 904            | 1 852 473         | 1 923 285            | 1 798 547         |
| PENGANGGURAN TERBUKA/UNEMPLOYMENT   | 166 275              | 162 265           | 171 050              | 148 786           | 164 407              | 179 944           |
| BUKAN ANGKATAN KERJA/NOT ECONOMICALLY ACTIVE                                    | 1 143 613            | 1 130 131         | 1 035 815            | 1 136 272         | 1 082 471            | 1 224 473         |
| SEKOLAH/ATTENDING SCHOOL  | 445 809              | 359 804           | 411 538              | 345 831           | 403 774              | 364 089           |
| MENGURUS RUMAH TANGGA/HOUSE KEEPING   | 559 763              | 561 707           | 491 538              | 597 730           | 543 889              | 647 495           |
| LAINNYA/OTHERS  | 138 041              | 208 620           | 132 739              | 192 711           | 134 808              | 212 889           |
| TPAK (TINGKAT PARTISIPASI ANGKATAN KERJA)<br>LABOR FORCE PARTICIPATION RATE (%) | 62.83                | 63.17             | 66.64                | 63.78             | 65.85                | 61.77             |
| TPT (TINGKAT PENGANGGURAN TERBUKA)<br>UNEMPLOYMENT RATE (%)                     | 8.60                 | 8.37              | 8.27                 | 7.43              | 7.88                 | 9.10              |

TABEL A.2  
TABLE

PENDUDUK ACEH BERUMUR 15 TAHUN KE ATAS MENURUT JENIS KEGIATAN SELAMA SEMINGGU YANG LALU  
ACEH POPULATION 15 YEARS OF AGE AND OVER BY TYPE OF ACTIVITY DURING THE PREVIOUS WEEK  
(TAHUN/YEARS 2010 - 2012)

PERKOTAAN /URBAN

LAKI-LAKI+PEREMPUAN/MALE+FEMALE

| JENIS KEGIATAN<br>TYPE OF ACTIVITY  | TAHUN/YEARS          |                   |                      |                   |                      |                   |
|---|----------------------|-------------------|----------------------|-------------------|----------------------|-------------------|
|   | 2010                 |                   | 2011                 |                   | 2012                 |                   |
|   | FEBRUARI<br>FEBRUARY | AGUSTUS<br>AUGUST | FEBRUARI<br>FEBRUARY | AGUSTUS<br>AUGUST | FEBRUARI<br>FEBRUARY | AGUSTUS<br>AUGUST |
| (1)   | (4)                  | (5)               | (6)                  | (7)               | (6)                  | (7)               |
| PENDUDUK BERUMUR 15 TAHUN KE ATAS<br>POPULATION 15 YEARS OF AGE AND OVER        | 973 192              | 971 267           | 873 057              | 881 938           | 891 248              | 900 625           |
| ANGKATAN KERJA/ECONOMICALLY ACTIVE  | 584 002              | 592 345           | 559 177              | 547 091           | 565 603              | 535 238           |
| BEKERJA/WORKING   | 518 614              | 535 817           | 504 293              | 509 899           | 519 640              | 483 971           |
| PENGANGGURAN TERBUKA/UNEMPLOYMENT   | 65 388               | 56 528            | 54 884               | 37 192            | 45 963               | 51 267            |
| BUKAN ANGKATAN KERJA/NOT ECONOMICALLY ACTIVE                                    | 389 190              | 378 922           | 313 880              | 334 847           | 325 645              | 365 387           |
| SEKOLAH/ATTENDING SCHOOL  | 177 959              | 145 896           | 137 266              | 111 600           | 122 653              | 114 530           |
| MENGURUS RUMAH TANGGA/HOUSE KEEPING   | 168 975              | 172 360           | 143 693              | 175 462           | 162 558              | 190 873           |
| LAINNYA/OTHERS  | 42 256               | 60 666            | 32 921               | 47 785            | 40 434               | 59 984            |
| TPAK (TINGKAT PARTISIPASI ANGKATAN KERJA)<br>LABOR FORCE PARTICIPATION RATE (%) | 60.01                | 60.99             | 64.05                | 62.03             | 63.46                | 59.43             |
| TPT (TINGKAT PENGANGGURAN TERBUKA)<br>UNEMPLOYMENT RATE (%)                     | 11.20                | 9.54              | 9.82                 | 6.80              | 8.13                 | 9.58              |

TABEL  
TABLE

A.3

PENDUDUK ACEH BERUMUR 15 TAHUN KE ATAS MENURUT JENIS KEGIATAN SELAMA SEMINGGU YANG LALU  
 ACEH POPULATION 15 YEARS OF AGE AND OVER BY TYPE OF ACTIVITY DURING THE PREVIOUS WEEK  
 (TAHUN/YEARS 2010 - 2012)

PERDESAAN / RURAL

LAKI-LAKI+PEREMPUAN/MALE+FEMALE

| JENIS KEGIATAN<br>TYPE OF ACTIVITY   | TAHUN/YEARS          |                   |                      |                   |                      |                   |
|--|----------------------|-------------------|----------------------|-------------------|----------------------|-------------------|
|  | 2010                 |                   | 2011                 |                   | 2012                 |                   |
|  | FEBRUARI<br>FEBRUARY | AGUSTUS<br>AUGUST | FEBRUARI<br>FEBRUARY | AGUSTUS<br>AUGUST | FEBRUARI<br>FEBRUARY | AGUSTUS<br>AUGUST |
| (1)  | (4)                  | (5)               | (6)                  | (7)               | (6)                  | (7)               |
| PENDUDUK BERUMUR 15 TAHUN KE ATAS<br>POPULATION 15 YEARS OF AGE AND OVER       | 2 103 366            | 2 097 383         | 2 231 712            | 2 255 593         | 2 278 915            | 2 302 339         |
| ANGKATAN KERJA/ECONOMICALLY ACTIVE   | 1 348 943            | 1 346 174         | 1 509 777            | 1 454 168         | 1 522 089            | 1 443 253         |
| BEKERJA/WORKING  | 1 248 056            | 1 240 437         | 1 393 611            | 1 342 574         | 1 403 645            | 1 314 576         |
| PENGANGGURAN TERBUKA/UNEMPLOYMENT  | 100 887              | 105 737           | 116 166              | 111 594           | 118 444              | 128 677           |
| BUKAN ANKATAN KERJA/NOT ECONOMICALLY ACTIVE                                    | 754 423              | 751 209           | 721 935              | 801 425           | 756 826              | 859 086           |
| SEKOLAH/ATTENDING SCHOOL   | 267 850              | 213 908           | 274 272              | 234 231           | 281 121              | 249 559           |
| MENGURUS RUMAH TANGGA/HOUSE KEEPING  | 390 788              | 389 347           | 347 845              | 422 268           | 381 331              | 456 622           |
| LAINNYA/OTHERS   | 95 785               | 147 954           | 99 818               | 144 926           | 94 374               | 152 905           |
| TPAK (TINGKAT PARTISIPASI ANKATAN KERJA)<br>LABOR FORCE PARTICIPATION RATE (%) | 64.13                | 64.18             | 67.65                | 64.47             | 66.79                | 62.69             |
| TPT (TINGKAT PENGANGGURAN TERBUKA)<br>UNEMPLOYMENT RATE (%)                    | 7.48                 | 7.85              | 7.69                 | 7.67              | 7.78                 | 8.92              |

TABEL  
TABLE

A.4

PENDUDUK ACEH BERUMUR 15 TAHUN KE ATAS MENURUT JENIS KEGIATAN SELAMA SEMINGGU YANG LALU  
ACEH POPULATION 15 YEARS OF AGE AND OVER BY TYPE OF ACTIVITY DURING THE PREVIOUS WEEK  
(TAHUN/YEARS 2010 - 2012)

PERKOTAAN+PERDESAAN /URBAN+RURAL

LAKI-LAKI /MALE

| JENIS KEGIATAN<br>TYPE OF ACTIVITY   | TAHUN/YEARS          |                   |                      |                   |                      |                   |
|--|----------------------|-------------------|----------------------|-------------------|----------------------|-------------------|
|  | 2010                 |                   | 2011                 |                   | 2012                 |                   |
|  | FEBRUARI<br>FEBRUARY | AGUSTUS<br>AUGUST | FEBRUARI<br>FEBRUARY | AGUSTUS<br>AUGUST | FEBRUARI<br>FEBRUARY | AGUSTUS<br>AUGUST |
| (1)  | (4)                  | (5)               | (6)                  | (7)               | (6)                  | (7)               |
| PENDUDUK BERUMUR 15 TAHUN KE ATAS<br>POPULATION 15 YEARS OF AGE AND OVER         | 1 515 999            | 1 513 379         | 1 534 303            | 1 550 202         | 1 566 471            | 1 582 902         |
| ANGKATAN KERJA/ECONOMICALLY ACTIVE   | 1 190 478            | 1 207 272         | 1 255 107            | 1 251 527         | 1 284 432            | 1 262 671         |
| BEKERJA/WORKING  | 1 101 976            | 1 119 041         | 1 164 562            | 1 166 458         | 1 191 061            | 1 166 752         |
| PENGANGGURAN TERBUKA/UNEMPLOYMENT  | 88 502               | 88 231            | 90 545               | 85 069            | 93 371               | 95 919            |
| BUKAN ANGGKATAN KERJA/NOT ECONOMICALLY ACTIVE                                    | 325 521              | 306 107           | 279 196              | 298 675           | 282 039              | 320 231           |
| SEKOLAH/ATTENDING SCHOOL   | 218 045              | 168 046           | 188 768              | 161 900           | 181 072              | 173 131           |
| MENGURUS RUMAH TANGGA/HOUSE KEEPING  | 19 143               | 13 047            | 8 533                | 15 985            | 16 446               | 16 393            |
| LAINNYA/OTHERS   | 88 333               | 125 014           | 81 895               | 120 790           | 84 521               | 130 707           |
| TPAK (TINGKAT PARTISIPASI ANGGKATAN KERJA)<br>LABOR FORCE PARTICIPATION RATE (%) | 78.53                | 79.77             | 81.80                | 80.73             | 82.00                | 79.77             |
| TPT (TINGKAT PENGANGGURAN TERBUKA)<br>UNEMPLOYMENT RATE (%)                      | 7.43                 | 7.31              | 7.21                 | 6.80              | 7.27                 | 7.60              |

TABEL  
TABLE

A.5

PENDUDUK ACEH BERUMUR 15 TAHUN KE ATAS MENURUT JENIS KEGIATAN SELAMA SEMINGGU YANG LALU  
ACEH POPULATION 15 YEARS OF AGE AND OVER BY TYPE OF ACTIVITY DURING THE PREVIOUS WEEK  
(TAHUN/YEARS 2010 - 2012)

PERKOTAAN+PERDESAAN /URBAN+RURAL

PEREMPUAN/ FEMALE

| JENIS KEGIATAN<br>TYPE OF ACTIVITY  | TAHUN/YEARS          |                   |                      |                   |                      |                   |
|---|----------------------|-------------------|----------------------|-------------------|----------------------|-------------------|
|   | 2010                 |                   | 2011                 |                   | 2012                 |                   |
|   | FEBRUARI<br>FEBRUARY | AGUSTUS<br>AUGUST | FEBRUARI<br>FEBRUARY | AGUSTUS<br>AUGUST | FEBRUARI<br>FEBRUARY | AGUSTUS<br>AUGUST |
| (1)   | (4)                  | (5)               | (6)                  | (7)               | (6)                  | (7)               |
| PENDUDUK BERUMUR 15 TAHUN KE ATAS<br>POPULATION 15 YEARS OF AGE AND OVER        | 1 560 559            | 1 555 271         | 1 570 466            | 1 587 329         | 1 603 692            | 1 620 062         |
| ANGKATAN KERJA/ECONOMICALLY ACTIVE  | 742 467              | 731 247           | 813 847              | 749 732           | 803 260              | 715 820           |
| BEKERJA/WORKING   | 664 694              | 657 213           | 733 342              | 686 015           | 732 224              | 631 795           |
| PENGANGGURAN TERBUKA/UNEMPLOYMENT   | 77 773               | 74 034            | 80 505               | 63 717            | 71 036               | 84 025            |
| BUKAN ANGKATAN KERJA/NOT ECONOMICALLY ACTIVE                                    | 818 092              | 824 024           | 756 619              | 837 597           | 800 432              | 904 242           |
| SEKOLAH/ATTENDING SCHOOL  | 227 764              | 191 758           | 222 770              | 183 931           | 222 702              | 190 958           |
| MENGURUS RUMAH TANGGA/HOUSE KEEPING   | 540 620              | 548 660           | 483 005              | 581 745           | 527 443              | 631 102           |
| LAINNYA/OTHERS  | 49 708               | 83 606            | 50 844               | 71 921            | 50 287               | 82 182            |
| TPAK (TINGKAT PARTISIPASI ANGKATAN KERJA)<br>LABOR FORCE PARTICIPATION RATE (%) | 47.58                | 47.02             | 51.82                | 47.23             | 50.09                | 44.18             |
| TPT (TINGKAT PENGANGGURAN TERBUKA)<br>UNEMPLOYMENT RATE (%)                     | 10.47                | 10.12             | 9.89                 | 8.50              | 8.84                 | 11.74             |

TABEL  
TABLE

B.1

PENDUDUK ACEH BERUMUR 15 TAHUN KE ATAS YANG TERMASUK ANGKATAN KERJA MENURUT KABUPATEN/KOTA  
ACEH POPULATION 15 YEARS OF AGE AND OVER WHO ARE IN LABOR FORCES BY REGENCY/MUNICIPALITY  
(TAHUN/YEARS 2010 - 2012)

PERKOTAAN+PERDESAAN /URBAN+RURAL

LAKI-LAKI+PEREMPUAN/MALE+FEMALE

| KABUPATEN/ KOTA<br>REGENCY/<br>MUNICIPALITY | TAHUN/YEARS         |  |             |                     |  |             |                     |  |             |
|---|---------------------|--|-------------|---------------------|--|-------------|---------------------|--|-------------|
|   | AGUSTUS/AUGUST 2010 |  |             | AGUSTUS/AUGUST 2011 |  |             | AGUSTUS/AUGUST 2012 |  |             |
|   | BEKERJA/<br>WORKING | PENGANGGURAN<br>TERBUKA/<br>UNEMPLOYMENT | TPT(%)      | BEKERJA/<br>WORKING | PENGANGGURAN<br>TERBUKA/<br>UNEMPLOYMENT | TPT(%)      | BEKERJA/<br>WORKING | PENGANGGURAN<br>TERBUKA/<br>UNEMPLOYMENT | TPT(%)      |
| (1)   | (2)                 | (3)                                      | (4)         | (5)                 | (6)                                      | (7)         | (8)                 | (9)                                      | (10)        |
| SIMEULUE                                    | 29 253              | 4 084                                    | 12.25       | 33 217              | 2 639                                    | 7.36        | 30 656              | 2 664                                    | 8.00        |
| ACEH SINGKIL                                | 36 816              | 3 781                                    | 9.31        | 38 513              | 3 199                                    | 7.67        | 37 370              | 3 678                                    | 8.96        |
| ACEH SELATAN                                | 73 027              | 9 337                                    | 11.34       | 86 232              | 5 902                                    | 6.41        | 84 138              | 6 537                                    | 7.21        |
| ACEH TENGGARA                               | 66 257              | 7 277                                    | 9.90        | 69 889              | 5 822                                    | 7.69        | 71 705              | 10 756                                   | 13.04       |
| ACEH TIMUR                                  | 141 694             | 9 258                                    | 6.13        | 141 738             | 12 282                                   | 7.97        | 143 999             | 11 273                                   | 7.26        |
| ACEH TENGAH                                 | 90 740              | 2 374                                    | 2.55        | 73 406              | 4 772                                    | 6.10        | 82 603              | 1 874                                    | 2.22        |
| ACEH BARAT                                  | 70 259              | 2 566                                    | 3.52        | 75 845              | 5 176                                    | 6.39        | 69 510              | 4 605                                    | 6.21        |
| ACEH BESAR                                  | 133 060             | 17 462                                   | 11.60       | 148 633             | 12 802                                   | 7.93        | 133 310             | 20 189                                   | 13.15       |
| PIDIE                                       | 157 827             | 12 915                                   | 7.56        | 157 157             | 11 678                                   | 6.92        | 166 509             | 12 903                                   | 7.19        |
| BIREUEN                                     | 170 744             | 13 476                                   | 7.32        | 162 517             | 13 460                                   | 7.65        | 155 171             | 17 193                                   | 9.97        |
| ACEH UTARA                                  | 187 124             | 27 417                                   | 12.78       | 211 686             | 20 132                                   | 8.68        | 190 591             | 34 891                                   | 15.47       |
| ACEH BARAT DAYA                             | 48 989              | 3 202                                    | 6.14        | 53 664              | 3 936                                    | 6.83        | 44 026              | 5 988                                    | 11.97       |
| GAYO LUES                                   | 37 243              | 1 844                                    | 4.72        | 31 998              | 2 383                                    | 6.93        | 38 573              | 1 181                                    | 2.97        |
| ACEH TAMIANG                                | 98 075              | 8 563                                    | 8.03        | 103 805             | 7 470                                    | 6.71        | 104 232             | 10 545                                   | 9.19        |
| NAGAN RAYA                                  | 57 490              | 2 356                                    | 3.94        | 61 607              | 4 732                                    | 7.13        | 56 491              | 4 666                                    | 7.63        |
| ACEH JAYA                                   | 33 241              | 2 805                                    | 7.78        | 34 390              | 2 307                                    | 6.29        | 32 719              | 2 053                                    | 5.90        |
| BENER MERIAH                                | 62 910              | 1 447                                    | 2.25        | 52 001              | 2 849                                    | 5.19        | 60 943              | 870                                      | 1.41        |
| PIDIE JAYA                                  | 54 939              | 3 387                                    | 5.81        | 55 494              | 4 793                                    | 7.95        | 56 235              | 5 238                                    | 8.52        |
| KOTA BANDA ACEH                             | 80 335              | 10 505                                   | 11.56       | 95 686              | 8 916                                    | 8.52        | 90 944              | 7 029                                    | 7.17        |
| KOTA SABANG                                 | 12 891              | 1 435                                    | 10.02       | 13 120              | 847                                      | 6.06        | 11 227              | 1 182                                    | 9.53        |
| KOTA LANGSA                                 | 53 643              | 7 977                                    | 12.95       | 59 227              | 4 880                                    | 7.61        | 55 837              | 5 383                                    | 8.79        |
| KOTA LHOKSEUMAWE                            | 58 478              | 7 848                                    | 11.83       | 68 405              | 5 649                                    | 7.63        | 58 804              | 7 181                                    | 10.88       |
| KOTA SUBULUSSALAM                           | 21 219              | 949                                      | 4.28        | 24 243              | 2 160                                    | 8.18        | 22 954              | 2 065                                    | 8.25        |
| <b>JUMLAH/TOTAL</b>                         | <b>1 776 254</b>    | <b>162 265</b>                           | <b>8.37</b> | <b>1 852 473</b>    | <b>148 786</b>                           | <b>7.43</b> | <b>1 798 547</b>    | <b>179 944</b>                           | <b>9.10</b> |

TABEL  
TABLE

B.2

PENDUDUK ACEH BERUMUR 15 TAHUN KE ATAS YANG TERMASUK ANGKATAN KERJA MENURUT KABUPATEN/KOTA  
ACEH POPULATION 15 YEARS OF AGE AND OVER WHO ARE IN LABOR FORCES BY REGENCY/MUNICIPALITY  
(TAHUN/YEARS 2010 - 2012)

PERKOTAAN /URBAN

LAKI-LAKI+PEREMPUAN/MALE+FEMALE

| KABUPATEN/ KOTA<br>REGENCY/<br>MUNICIPALITY | TAHUN/YEARS         |  |             |                     |  |             |                     |  |             |
|---|---------------------|--|-------------|---------------------|--|-------------|---------------------|--|-------------|
|   | AGUSTUS/AUGUST 2010 |  |             | AGUSTUS/AUGUST 2011 |  |             | AGUSTUS/AUGUST 2012 |  |             |
|   | BEKERJA/<br>WORKING | PENGANGGURAN<br>TERBUKA/<br>UNEMPLOYMENT | TPT(%)      | BEKERJA/<br>WORKING | PENGANGGURAN<br>TERBUKA/<br>UNEMPLOYMENT | TPT(%)      | BEKERJA/<br>WORKING | PENGANGGURAN<br>TERBUKA/<br>UNEMPLOYMENT | TPT(%)      |
| (1)   | (2)                 | (3)                                      | (4)         | (5)                 | (6)                                      | (7)         | (8)                 | (9)                                      | (10)        |
| SIMEULUE                                    | 8 582               | 1 381                                    | 13.86       | 6 127               | 342                                      | 5.29        | 5 884               | 715                                      | 10.83       |
| ACEH SINGKIL                                | 8 448               | 968                                      | 10.28       | 8 931               | 687                                      | 7.14        | 8 415               | 820                                      | 8.88        |
| ACEH SELATAN                                | 19 339              | 3 554                                    | 15.52       | 12 185              | 380                                      | 3.02        | 11 067              | 815                                      | 6.86        |
| ACEH TENGGARA                               | 20 296              | 1 281                                    | 5.94        | 11 404              | 778                                      | 6.39        | 12 557              | 1 067                                    | 7.83        |
| ACEH TIMUR                                  | 39 518              | 761                                      | 1.89        | 15 557              | 1 249                                    | 7.43        | 14 063              | 1 915                                    | 11.99       |
| ACEH TENGAH                                 | 21 388              | 1 216                                    | 5.38        | 18 436              | 688                                      | 3.60        | 21 923              | 715                                      | 3.16        |
| ACEH BARAT                                  | 19 453              | 1 140                                    | 5.54        | 20 523              | 1 210                                    | 5.57        | 20 577              | 1 636                                    | 7.37        |
| ACEH BESAR                                  | 30 305              | 6 736                                    | 18.19       | 41 385              | 3 547                                    | 7.89        | 34 599              | 6 843                                    | 16.51       |
| PIDIE                                       | 44 453              | 2 526                                    | 5.38        | 23 292              | 1 408                                    | 5.70        | 22 680              | 2 707                                    | 10.66       |
| BIREUEN                                     | 46 478              | 4 004                                    | 7.93        | 37 036              | 2 673                                    | 6.73        | 33 582              | 4 085                                    | 10.85       |
| ACEH UTARA                                  | 51 756              | 8 201                                    | 13.68       | 35 886              | 2 731                                    | 7.07        | 34 200              | 5 556                                    | 13.98       |
| ACEH BARAT DAYA                             | 12 024              | 1 106                                    | 8.42        | 9 541               | 459                                      | 4.59        | 8 616               | 899                                      | 9.45        |
| GAYO LUES                                   | 9 602               | 637                                      | 6.22        | 5 310               | 239                                      | 4.31        | 5 897               | 375                                      | 5.98        |
| ACEH TAMIANG                                | 27 192              | 3 630                                    | 11.78       | 33 261              | 2 053                                    | 5.81        | 31 475              | 5 056                                    | 13.84       |
| NAGAN RAYA                                  | 15 668              | -  | -           | 5 784               | 87                                       | 1.48        | 6 848               | 70                                       | 1.01        |
| ACEH JAYA                                   | 8 234               | 1 052                                    | 11.33       | 2 291               | 3  | 0.13        | 2 082               | 108                                      | 4.93        |
| BENER MERIAH                                | 14 994              | 1 164                                    | 7.20        | 9 998               | 428                                      | 4.11        | 11 771              | 434                                      | 3.56        |
| PIDIE JAYA                                  | 15 768              | 791                                      | 4.78        | 4 112               | 167                                      | 3.90        | 3 760               | 501                                      | 11.76       |
| KOTA BANDA ACEH                             | 80 335              | 10 505                                   | 11.56       | 95 686              | 8 916                                    | 8.52        | 90 944              | 7 029                                    | 7.17        |
| KOTA SABANG                                 | 3 368               | 527                                      | 13.53       | 7 967               | 575                                      | 6.73        | 6 956               | 952                                      | 12.04       |
| KOTA LANGSA                                 | 14 986              | 3 071                                    | 17.01       | 49 299              | 4 149                                    | 7.76        | 46 988              | 3 939                                    | 7.73        |
| KOTA LHOKSEUMAWE                            | 16 478              | 1 984                                    | 10.75       | 51 376              | 4 069                                    | 7.34        | 44 972              | 4 274                                    | 8.68        |
| KOTA SUBULUSSALAM                           | 7 152               | 293                                      | 3.94        | 4 512               | 354                                      | 7.27        | 4 115               | 756                                      | 15.52       |
| <b>JUMLAH/TOTAL</b>                         | <b>535 817</b>      | <b>56 528</b>                            | <b>9.54</b> | <b>509 899</b>      | <b>37 192</b>                            | <b>6.80</b> | <b>483 971</b>      | <b>51 267</b>                            | <b>9.58</b> |

TABEL  
TABLE

B.3

PENDUDUK ACEH BERUMUR 15 TAHUN KE ATAS YANG TERMASUK ANGKATAN KERJA MENURUT KABUPATEN/KOTA  
ACEH POPULATION 15 YEARS OF AGE AND OVER WHO ARE IN LABOR FORCES BY REGENCY/MUNICIPALITY  
(TAHUN/YEARS 2010 - 2012)

PERDESAAN / RURAL

LAKI-LAKI+PEREMPUAN/MALE+FEMALE

| KABUPATEN/ KOTA<br>REGENCY/<br>MUNICIPALITY | TAHUN/YEARS         |  |             |                     |  |             |                     |  |             |
|---|---------------------|--|-------------|---------------------|--|-------------|---------------------|--|-------------|
|   | AGUSTUS/AUGUST 2010 |  |             | AGUSTUS/AUGUST 2011 |  |             | AGUSTUS/AUGUST 2012 |  |             |
|   | BEKERJA/<br>WORKING | PENGANGGURAN<br>TERBUKA/<br>UNEMPLOYMENT | TPT(%)      | BEKERJA/<br>WORKING | PENGANGGURAN<br>TERBUKA/<br>UNEMPLOYMENT | TPT(%)      | BEKERJA/<br>WORKING | PENGANGGURAN<br>TERBUKA/<br>UNEMPLOYMENT | TPT(%)      |
| (1)   | (2)                 | (3)                                      | (4)         | (5)                 | (6)                                      | (7)         | (8)                 | (9)                                      | (10)        |
| SIMEULUE                                    | 20 671              | 2 703                                    | 11.56       | 27 090              | 2 297                                    | 7.82        | 24 772              | 1 949                                    | 7.29        |
| ACEH SINGKIL                                | 28 368              | 2 813                                    | 9.02        | 29 582              | 2 512                                    | 7.83        | 28 955              | 2 858                                    | 8.98        |
| ACEH SELATAN                                | 53 688              | 5 783                                    | 9.72        | 74 047              | 5 522                                    | 6.94        | 73 071              | 5 722                                    | 7.26        |
| ACEH TENGGARA                               | 45 961              | 5 996                                    | 11.54       | 58 485              | 5 044                                    | 7.94        | 59 148              | 9 689                                    | 14.08       |
| ACEH TIMUR                                  | 102 176             | 8 497                                    | 7.68        | 126 181             | 11 033                                   | 8.04        | 129 936             | 9 358                                    | 6.72        |
| ACEH TENGAH                                 | 69 352              | 1 158                                    | 1.64        | 54 970              | 4 084                                    | 6.92        | 60 680              | 1 159                                    | 1.87        |
| ACEH BARAT                                  | 50 806              | 1 426                                    | 2.73        | 55 322              | 3 966                                    | 6.69        | 48 933              | 2 969                                    | 5.72        |
| ACEH BESAR                                  | 102 755             | 10 726                                   | 9.45        | 107 248             | 9 255                                    | 7.94        | 98 711              | 13 346                                   | 11.91       |
| PIDIE                                       | 113 374             | 10 389                                   | 8.39        | 133 865             | 10 270                                   | 7.13        | 143 829             | 10 196                                   | 6.62        |
| BIREUEN                                     | 124 266             | 9 472                                    | 7.08        | 125 481             | 10 787                                   | 7.92        | 121 589             | 13 108                                   | 9.73        |
| ACEH UTARA                                  | 135 368             | 19 216                                   | 12.43       | 175 800             | 17 401                                   | 9.01        | 156 391             | 29 335                                   | 15.79       |
| ACEH BARAT DAYA                             | 36 965              | 2 096                                    | 5.37        | 44 123              | 3 477                                    | 7.30        | 35 410              | 5 089                                    | 12.57       |
| GAYO LUES                                   | 27 641              | 1 207                                    | 4.18        | 26 688              | 2 144                                    | 7.44        | 32 676              | 806                                      | 2.41        |
| ACEH TAMIANG                                | 70 883              | 4 933                                    | 6.51        | 70 544              | 5 417                                    | 7.13        | 72 757              | 5 489                                    | 7.02        |
| NAGAN RAYA                                  | 41 822              | 2 356                                    | 5.33        | 55 823              | 4 645                                    | 7.68        | 49 643              | 4 596                                    | 8.47        |
| ACEH JAYA                                   | 25 007              | 1 753                                    | 6.55        | 32 099              | 2 304                                    | 6.70        | 30 637              | 1 945                                    | 5.97        |
| BENER MERIAH                                | 47 916              | 283                                      | 0.59        | 42 003              | 2 421                                    | 5.45        | 49 172              | 436                                      | 0.88        |
| PIDIE JAYA                                  | 39 171              | 2 596                                    | 6.22        | 51 382              | 4 626                                    | 8.26        | 52 475              | 4 737                                    | 8.28        |
| KOTA BANDA ACEH                             | -                   | -  | -           | -                   | -  | -           | -                   | -  | -           |
| KOTA SABANG                                 | 9 523               | 908                                      | 8.70        | 5 153               | 272                                      | 5.01        | 4 271               | 230                                      | 5.11        |
| KOTA LANGSA                                 | 38 657              | 4 906                                    | 11.26       | 9 928               | 731                                      | 6.86        | 8 849               | 1 444                                    | 14.03       |
| KOTA LHOKSEUMAWA                            | 42 000              | 5 864                                    | 12.25       | 17 029              | 1 580                                    | 8.49        | 13 832              | 2 907                                    | 17.37       |
| KOTA SUBULUSSALAM                           | 14 067              | 656                                      | 4.46        | 19 731              | 1 806                                    | 8.39        | 18 839              | 1 309                                    | 6.50        |
| <b>JUMLAH/TOTAL</b>                         | <b>1 240 437</b>    | <b>105 737</b>                           | <b>7.85</b> | <b>1 342 574</b>    | <b>111 594</b>                           | <b>7.67</b> | <b>1 314 576</b>    | <b>128 677</b>                           | <b>8.92</b> |



TABEL  
TABLE

B.4

PENDUDUK ACEH BERUMUR 15 TAHUN KE ATAS YANG TERMASUK ANGKATAN KERJA MENURUT KABUPATEN/KOTA  
ACEH POPULATION 15 YEARS OF AGE AND OVER WHO ARE IN LABOR FORCES BY REGENCY/MUNICIPALITY  
(TAHUN/YEARS 2010 - 2012)

PERKOTAAN+PERDESAAN /URBAN+RURAL

LAKI-LAKI/MALE

| KABUPATEN/ KOTA<br>REGENCY/<br>MUNICIPALITY | TAHUN/YEARS         |  |             |                     |  |             |                     |  |             |
|---|---------------------|--|-------------|---------------------|--|-------------|---------------------|--|-------------|
|   | AGUSTUS/AUGUST 2010 |  |             | AGUSTUS/AUGUST 2011 |  |             | AGUSTUS/AUGUST 2012 |  |             |
|   | BEKERJA/<br>WORKING | PENGANGGURAN<br>TERBUKA/<br>UNEMPLOYMENT | TPT(%)      | BEKERJA/<br>WORKING | PENGANGGURAN<br>TERBUKA/<br>UNEMPLOYMENT | TPT(%)      | BEKERJA/<br>WORKING | PENGANGGURAN<br>TERBUKA/<br>UNEMPLOYMENT | TPT(%)      |
| (1)   | (2)                 | (3)                                      | (4)         | (5)                 | (6)                                      | (7)         | (8)                 | (9)                                      | (10)        |
| SIMEULUE                                    | 19 736              | 2 051                                    | 9.41        | 21 474              | 1 667                                    | 7.20        | 21 112              | 1 671                                    | 7.33        |
| ACEH SINGKIL                                | 24 658              | 1 222                                    | 4.72        | 24 622              | 1 805                                    | 6.83        | 26 488              | 2 060                                    | 7.22        |
| ACEH SELATAN                                | 47 603              | 6 001                                    | 11.20       | 53 305              | 3 437                                    | 6.06        | 53 874              | 3 489                                    | 6.08        |
| ACEH TENGGARA                               | 41 022              | 4 509                                    | 9.90        | 43 401              | 3 422                                    | 7.31        | 41 115              | 5 500                                    | 11.80       |
| ACEH TIMUR                                  | 92 288              | 4 952                                    | 5.09        | 89 118              | 6 801                                    | 7.09        | 95 806              | 5 466                                    | 5.40        |
| ACEH TENGAH                                 | 51 578              | 922                                      | 1.76        | 46 836              | 3 041                                    | 6.10        | 50 074              | 883                                      | 1.73        |
| ACEH BARAT                                  | 48 952              | 2 100                                    | 4.11        | 48 653              | 2 992                                    | 5.79        | 48 593              | 2 242                                    | 4.41        |
| ACEH BESAR                                  | 84 879              | 9 399                                    | 9.97        | 96 713              | 7 378                                    | 7.09        | 90 856              | 8 548                                    | 8.60        |
| PIDIE                                       | 96 562              | 7 232                                    | 6.97        | 95 642              | 6 508                                    | 6.37        | 95 499              | 9 237                                    | 8.82        |
| BIREUEN                                     | 95 802              | 8 231                                    | 7.91        | 99 729              | 7 516                                    | 7.01        | 100 241             | 10 164                                   | 9.21        |
| ACEH UTARA                                  | 114 584             | 15 002                                   | 11.58       | 131 705             | 11 892                                   | 8.28        | 120 568             | 20 776                                   | 14.70       |
| ACEH BARAT DAYA                             | 33 098              | 1 901                                    | 5.43        | 33 832              | 2 246                                    | 6.23        | 32 826              | 3 097                                    | 8.62        |
| GAYO LUES                                   | 20 633              | 548                                      | 2.59        | 20 035              | 1 430                                    | 6.66        | 22 636              | 688                                      | 2.95        |
| ACEH TAMIANG                                | 65 968              | 4 161                                    | 5.93        | 65 764              | 4 317                                    | 6.16        | 72 763              | 5 286                                    | 6.77        |
| NAGAN RAYA                                  | 38 283              | 1 519                                    | 3.82        | 38 985              | 2 907                                    | 6.94        | 38 694              | 2 352                                    | 5.73        |
| ACEH JAYA                                   | 20 625              | 2 179                                    | 9.56        | 22 530              | 1 339                                    | 5.61        | 23 103              | 1 136                                    | 4.69        |
| BENER MERIAH                                | 36 040              | 764                                      | 2.08        | 33 220              | 1 278                                    | 3.70        | 35 300              | 433                                      | 1.21        |
| PIDIE JAYA                                  | 31 501              | 2 038                                    | 6.08        | 33 977              | 2 947                                    | 7.98        | 35 182              | 2 427                                    | 6.45        |
| KOTA BANDA ACEH                             | 53 117              | 7 241                                    | 12.00       | 63 032              | 4 785                                    | 7.06        | 58 731              | 2 970                                    | 4.81        |
| KOTA SABANG                                 | 8 496               | 781                                      | 8.42        | 8 383               | 524                                      | 5.88        | 7 957               | 771                                      | 8.83        |
| KOTA LANGSA                                 | 37 775              | 2 563                                    | 6.35        | 37 193              | 2 458                                    | 6.20        | 37 311              | 2 645                                    | 6.62        |
| KOTA LHOKEUMAWE                             | 40 321              | 2 535                                    | 5.92        | 42 948              | 3 153                                    | 6.84        | 42 434              | 3 145                                    | 6.90        |
| KOTA SUBULUSSALAM                           | 15 520              | 380                                      | 2.39        | 15 361              | 1 226                                    | 7.39        | 15 589              | 933                                      | 5.65        |
| <b>JUMLAH/TOTAL</b>                         | <b>1 119 041</b>    | <b>88 231</b>                            | <b>7.31</b> | <b>1 166 458</b>    | <b>85 069</b>                            | <b>6.80</b> | <b>1 166 752</b>    | <b>95 919</b>                            | <b>7.60</b> |

TABEL  
TABLE

B.5

PENDUDUK ACEH BERUMUR 15 TAHUN KE ATAS YANG TERMASUK ANGKATAN KERJA MENURUT KABUPATEN/KOTA  
ACEH POPULATION 15 YEARS OF AGE AND OVER WHO ARE IN LABOR FORCES BY REGENCY/MUNICIPALITY  
(TAHUN/YEARS 2010 - 2012)

PERKOTAAN+PERDESAAN /URBAN+RURAL

PEREMPUAN/ FEMALE

| KABUPATEN/ KOTA<br>REGENCY/<br>MUNICIPALITY | TAHUN/YEARS         |  |              |                     |  |             |                     |  |              |
|---|---------------------|--|--------------|---------------------|--|-------------|---------------------|--|--------------|
|   | AGUSTUS/AUGUST 2010 |  |              | AGUSTUS/AUGUST 2011 |  |             | AGUSTUS/AUGUST 2012 |  |              |
|   | BEKERJA/<br>WORKING | PENGANGGURAN<br>TERBUKA/<br>UNEMPLOYMENT | TPT(%)       | BEKERJA/<br>WORKING | PENGANGGURAN<br>TERBUKA/<br>UNEMPLOYMENT | TPT(%)      | BEKERJA/<br>WORKING | PENGANGGURAN<br>TERBUKA/<br>UNEMPLOYMENT | TPT(%)       |
| (1)   | (2)                 | (3)                                      | (4)          | (5)                 | (6)                                      | (7)         | (8)                 | (9)                                      | (10)         |
| SIMEULUE                                    | 9 517               | 2 033                                    | 17.60        | 11 743              | 972                                      | 7.64        | 9 544               | 993                                      | 9.42         |
| ACEH SINGKIL                                | 12 158              | 2 559                                    | 17.39        | 13 891              | 1 394                                    | 9.12        | 10 882              | 1 618                                    | 12.94        |
| ACEH SELATAN                                | 25 424              | 3 336                                    | 11.60        | 32 927              | 2 465                                    | 6.96        | 30 264              | 3 048                                    | 9.15         |
| ACEH TENGGARA                               | 25 235              | 2 768                                    | 9.88         | 26 488              | 2 400                                    | 8.31        | 30 590              | 5 256                                    | 14.66        |
| ACEH TIMUR                                  | 49 406              | 4 306                                    | 8.02         | 52 620              | 5 481                                    | 9.43        | 48 193              | 5 807                                    | 10.75        |
| ACEH TENGAH                                 | 39 162              | 1 452                                    | 3.58         | 26 570              | 1 731                                    | 6.12        | 32 529              | 991                                      | 2.96         |
| ACEH BARAT                                  | 21 307              | 466                                      | 2.14         | 27 192              | 2 184                                    | 7.43        | 20 917              | 2 363                                    | 10.15        |
| ACEH BESAR                                  | 48 181              | 8 063                                    | 14.34        | 51 920              | 5 424                                    | 9.46        | 42 454              | 11 641                                   | 21.52        |
| PIDIE                                       | 61 265              | 5 683                                    | 8.49         | 61 515              | 5 170                                    | 7.75        | 71 010              | 3 666                                    | 4.91         |
| BIREUEN                                     | 74 942              | 5 245                                    | 6.54         | 62 788              | 5 944                                    | 8.65        | 54 930              | 7 029                                    | 11.34        |
| ACEH UTARA                                  | 72 540              | 12 415                                   | 14.61        | 79 981              | 8 240                                    | 9.34        | 70 023              | 14 115                                   | 16.78        |
| ACEH BARAT DAYA                             | 15 891              | 1 301                                    | 7.57         | 19 832              | 1 690                                    | 7.85        | 11 200              | 2 891                                    | 20.52        |
| GAYO LUES                                   | 16 610              | 1 296                                    | 7.24         | 11 963              | 953                                      | 7.38        | 15 937              | 493                                      | 3.00         |
| ACEH TAMIANG                                | 32 107              | 4 402                                    | 12.06        | 38 041              | 3 153                                    | 7.65        | 31 469              | 5 259                                    | 14.32        |
| NAGAN RAYA                                  | 19 207              | 837                                      | 4.18         | 22 622              | 1 825                                    | 7.47        | 17 797              | 2 314                                    | 11.51        |
| ACEH JAYA                                   | 12 616              | 626                                      | 4.73         | 11 860              | 968                                      | 7.55        | 9 616               | 917                                      | 8.71         |
| BENER MERIAH                                | 26 870              | 683                                      | 2.48         | 18 781              | 1 571                                    | 7.72        | 25 643              | 437                                      | 1.68         |
| PIDIE JAYA                                  | 23 438              | 1 349                                    | 5.44         | 21 517              | 1 846                                    | 7.90        | 21 053              | 2 811                                    | 11.78        |
| KOTA BANDA ACEH                             | 27 218              | 3 264                                    | 10.71        | 32 654              | 4 131                                    | 11.23       | 32 213              | 4 059                                    | 11.19        |
| KOTA SABANG                                 | 4 395               | 654                                      | 12.95        | 4 737               | 323                                      | 6.38        | 3 270               | 411                                      | 11.17        |
| KOTA LANGSA                                 | 15 868              | 5 414                                    | 25.44        | 22 034              | 2 422                                    | 9.90        | 18 526              | 2 738                                    | 12.88        |
| KOTA LHOKSEUMAWE                            | 18 157              | 5 313                                    | 22.64        | 25 457              | 2 496                                    | 8.93        | 16 370              | 4 036                                    | 19.78        |
| KOTA SUBULUSSALAM                           | 5 699               | 569                                      | 9.08         | 8 882               | 934                                      | 9.52        | 7 365               | 1 132                                    | 13.32        |
| <b>JUMLAH/TOTAL</b>                         | <b>657 213</b>      | <b>74 034</b>                            | <b>10.12</b> | <b>686 015</b>      | <b>63 717</b>                            | <b>8.50</b> | <b>631 795</b>      | <b>84 025</b>                            | <b>11.74</b> |

TABEL  
TABLE

C.1

PENDUDUK ACEH BERUMUR 15 TAHUN KE ATAS YANG BEKERJA SELAMA SEMINGGU YANG LALU MENURUT LAPANGAN PEKERJAAN UTAMA  
ACEH POPULATION 15 YEARS OF AGE AND OVER WHO WORKED DURING THE PREVIOUS WEEK BY MAIN INDUSTRY  
(TAHUN/YEARS 2010 - 2012)

PERKOTAAN+PERDESAAN /URBAN+RURAL

LAKI-LAKI+PEREMPUAN/MALE+FEMALE

| LAPANGAN PEKERJAAN UTAMA/<br>MAIN INDUSTRY* | TAHUN/YEARS          |                   |                      |                   |                      |                   |
|---|----------------------|-------------------|----------------------|-------------------|----------------------|-------------------|
|   | 2010                 |                   | 2011                 |                   | 2012                 |                   |
|   | FEBRUARI<br>FEBRUARY | AGUSTUS<br>AUGUST | FEBRUARI<br>FEBRUARY | AGUSTUS<br>AUGUST | FEBRUARI<br>FEBRUARY | AGUSTUS<br>AUGUST |
| (1)   | (2)                  | (3)               | (4)                  | (5)               | (6)                  | (7)               |
| 1   | 869 110              | 809 788           | 903 447              | 898 225           | 966 259              | 842 866           |
| 2   | 12 483               | 11 591            | 13 575               | 11 739            | 6 361                | 14 171            |
| 3   | 75 827               | 77 828            | 124 369              | 72 509            | 83 781               | 73 844            |
| 4   | 3 917                | 3 630             | 3 782                | 3 966             | 2 153                | 3 171             |
| 5   | 96 185               | 109 023           | 89 146               | 113 934           | 118 479              | 130 746           |
| 6   | 271 815              | 314 323           | 282 781              | 299 183           | 266 907              | 282 455           |
| 7   | 72 597               | 74 456            | 68 585               | 69 173            | 69 575               | 72 815            |
| 8   | 9 644                | 13 644            | 18 298               | 25 040            | 20 265               | 24 763            |
| 9   | 355 092              | 361 971           | 393 921              | 358 704           | 389 505              | 353 716           |
| JUMLAH/TOTAL                                | 1 766 670            | 1 776 254         | 1 897 904            | 1 852 473         | 1 923 285            | 1 798 547         |

CATATAN/NOTE:

\*) 1. PERTANIAN, PERKEBUNAN, KEHUTANAN, PERBURUAN, DAN PERIKANAN 2. PERTAMBANGAN DAN PENGGALIAN 3. INDUSTRI PENGOLAHAN 4. LISTRIK, GAS, DAN AIR MINUM 5. KONSTRUKSI 6. PERDAGANGAN, RUMAH MAKAN, DAN JASA AKOMODASI 7. TRANSPORTASI, PERGUDANGAN, DAN KOMUNIKASI 8. LEMBAGA KEUANGAN, REAL ESTATE, USAHA PERSEWAAN DAN JASA PERUSAHAAN 9. JASA KEMASYARAKATAN, SOSIAL, DAN PERORANGAN

TABEL  
TABLE

C.2

PENDUDUK ACEH BERUMUR 15 TAHUN KE ATAS YANG BEKERJA SELAMA SEMINGGU YANG LALU MENURUT LAPANGAN PEKERJAAN UTAMA  
ACEH POPULATION 15 YEARS OF AGE AND OVER WHO WORKED DURING THE PREVIOUS WEEK BY MAIN INDUSTRY  
(TAHUN/YEARS 2010 - 2012)

PERKOTAAN /URBAN

LAKI-LAKI+PEREMPUAN/MALE+FEMALE

| LAPANGAN PEKERJAAN UTAMA/<br>MAIN INDUSTRY* | TAHUN/YEARS          |                   |                      |                   |                      |                   |
|---|----------------------|-------------------|----------------------|-------------------|----------------------|-------------------|
|   | 2010                 |                   | 2011                 |                   | 2012                 |                   |
|   | FEBRUARI<br>FEBRUARY | AGUSTUS<br>AUGUST | FEBRUARI<br>FEBRUARY | AGUSTUS<br>AUGUST | FEBRUARI<br>FEBRUARY | AGUSTUS<br>AUGUST |
| (1)   | (2)                  | (3)               | (4)                  | (5)               | (6)                  | (7)               |
| 1   | 28 270               | 79 894            | 90 851               | 75 113            | 120 802              | 72 007            |
| 2   | 6 031                | 4 212             | 2 203                | 1 924             | 1 586                | 3 242             |
| 3   | 32 079               | 26 270            | 41 981               | 27 124            | 39 921               | 23 161            |
| 4   | 2 500                | 1 908             | 1 722                | 2 395             | 1 280                | 2 853             |
| 5   | 42 971               | 37 364            | 32 143               | 39 879            | 35 502               | 36 207            |
| 6   | 152 086              | 156 786           | 119 740              | 145 655           | 105 308              | 134 893           |
| 7   | 36 897               | 30 378            | 31 829               | 26 937            | 27 472               | 30 330            |
| 8   | 7 664                | 8 009             | 11 536               | 17 581            | 12 381               | 17 070            |
| 9   | 210 116              | 190 996           | 172 288              | 173 291           | 175 388              | 164 208           |
| JUMLAH/TOTAL                                | 518 614              | 535 817           | 504 293              | 509 899           | 519 640              | 483 971           |

CATATAN/NOTE:

\*) 1. PERTANIAN, PERKEBUNAN, KEHUTANAN, PERBURUAN, DAN PERIKANAN 2. PERTAMBANGAN DAN PENGGALIAN 3. INDUSTRI PENGOLAHAN 4. LISTRIK, GAS, DAN AIR MINUM 5. KONSTRUKSI 6. PERDAGANGAN, RUMAH MAKAN, DAN JASA AKOMODASI 7. TRANSPORTASI, PERGUDANGAN, DAN KOMUNIKASI 8. LEMBAGA KEUANGAN, REAL ESTATE, USAHA PERSEWAAN DAN JASA PERUSAHAAN 9. JASA KEMASYARAKATAN, SOSIAL, DAN PERORANGAN

TABEL  
TABLE

C.3

PENDUDUK ACEH BERUMUR 15 TAHUN KE ATAS YANG BEKERJA SELAMA SEMINGGU YANG LALU MENURUT LAPANGAN PEKERJAAN UTAMA  
ACEH POPULATION 15 YEARS OF AGE AND OVER WHO WORKED DURING THE PREVIOUS WEEK BY MAIN INDUSTRY  
(TAHUN/YEARS 2010 - 2012)

PERDESAAN / RURAL

LAKI-LAKI+PEREMPUAN/MALE+FEMALE

| LAPANGAN PEKERJAAN UTAMA/<br>MAIN INDUSTRY* | TAHUN/YEARS          |                   |                      |                   |                      |                   |
|---|----------------------|-------------------|----------------------|-------------------|----------------------|-------------------|
|   | 2010                 |                   | 2011                 |                   | 2012                 |                   |
|   | FEBRUARI<br>FEBRUARY | AGUSTUS<br>AUGUST | FEBRUARI<br>FEBRUARY | AGUSTUS<br>AUGUST | FEBRUARI<br>FEBRUARY | AGUSTUS<br>AUGUST |
| (1)   | (2)                  | (3)               | (4)                  | (5)               | (6)                  | (7)               |
| 1   | 840 840              | 729 894           | 812 596              | 823 112           | 845 457              | 770 859           |
| 2   | 6 452                | 7 379             | 11 372               | 9 815             | 4 775                | 10 929            |
| 3   | 43 748               | 51 558            | 82 388               | 45 385            | 43 860               | 50 683            |
| 4   | 1 417                | 1 722             | 2 060                | 1 571             | 873                  | 318               |
| 5   | 53 214               | 71 659            | 57 003               | 74 055            | 82 977               | 94 539            |
| 6   | 119 729              | 157 537           | 163 041              | 153 528           | 161 599              | 147 562           |
| 7   | 35 700               | 44 078            | 36 756               | 42 236            | 42 103               | 42 485            |
| 8   | 1 980                | 5 635             | 6 762                | 7 459             | 7 884                | 7 693             |
| 9   | 144 976              | 170 975           | 221 633              | 185 413           | 214 117              | 189 508           |
| JUMLAH/TOTAL                                | 1 248 056            | 1 240 437         | 1 393 611            | 1 342 574         | 1 403 645            | 1 314 576         |

CATATAN/NOTE:

\*) 1. PERTANIAN, PERKEBUNAN, KEHUTANAN, PERBURUAN, DAN PERIKANAN 2. PERTAMBANGAN DAN PENGGALIAN 3. INDUSTRI PENGOLAHAN 4. LISTRIK, GAS, DAN AIR MINUM 5. KONSTRUKSI 6. PERDAGANGAN, RUMAH MAKAN, DAN JASA AKOMODASI 7. TRANSPORTASI, PERGUDANGAN, DAN KOMUNIKASI 8. LEMBAGA KEUANGAN, REAL ESTATE, USAHA PERSEWAAN DAN JASA PERUSAHAAN 9. JASA KEMASYARAKATAN, SOSIAL, DAN PERORANGAN

TABEL  
TABLE

C.4

PENDUDUK ACEH BERUMUR 15 TAHUN KE ATAS YANG BEKERJA SELAMA SEMINGGU YANG LALU MENURUT LAPANGAN PEKERJAAN UTAMA  
ACEH POPULATION 15 YEARS OF AGE AND OVER WHO WORKED DURING THE PREVIOUS WEEK BY MAIN INDUSTRY  
(TAHUN/YEARS 2010 - 2012)

PERKOTAAN+PERDESAAN /URBAN+RURAL

LAKI-LAKI /MALE

| LAPANGAN PEKERJAAN UTAMA/<br>MAIN INDUSTRY* | TAHUN/YEARS          |                   |                      |                   |                      |                   |
|---|----------------------|-------------------|----------------------|-------------------|----------------------|-------------------|
|   | 2010                 |                   | 2011                 |                   | 2012                 |                   |
|   | FEBRUARI<br>FEBRUARY | AGUSTUS<br>AUGUST | FEBRUARI<br>FEBRUARY | AGUSTUS<br>AUGUST | FEBRUARI<br>FEBRUARY | AGUSTUS<br>AUGUST |
| (1)   | (2)                  | (3)               | (4)                  | (5)               | (6)                  | (7)               |
| 1   | 529 691              | 501 643           | 558 530              | 561 786           | 589 951              | 539 214           |
| 2   | 10 258               | 10 807            | 13 208               | 11 572            | 4 731                | 13 873            |
| 3   | 34 678               | 37 594            | 63 709               | 38 402            | 50 447               | 40 814            |
| 4   | 3 183                | 2 699             | 3 782                | 3 934             | 2 153                | 3 070             |
| 5   | 95 451               | 108 005           | 88 194               | 111 826           | 115 838              | 129 920           |
| 6   | 165 457              | 190 413           | 160 965              | 178 764           | 158 709              | 174 699           |
| 7   | 68 179               | 71 365            | 63 963               | 67 185            | 66 934               | 72 139            |
| 8   | 6 417                | 9 089             | 10 320               | 16 668            | 12 354               | 16 784            |
| 9   | 188 662              | 187 426           | 201 891              | 176 321           | 189 944              | 176 239           |
| JUMLAH/TOTAL                                | 1 101 976            | 1 119 041         | 1 164 562            | 1 166 458         | 1 191 061            | 1 166 752         |

CATATAN/NOTE:

\*) 1. PERTANIAN, PERKEBUNAN, KEHUTANAN, PERBURUAN, DAN PERIKANAN 2. PERTAMBANGAN DAN PENGGALIAN 3. INDUSTRI PENGOLAHAN 4. LISTRIK, GAS, DAN AIR MINUM 5. KONSTRUKSI 6. PERDAGANGAN, RUMAH MAKAN, DAN JASA AKOMODASI 7. TRANSPORTASI, PERGUDANGAN, DAN KOMUNIKASI 8. LEMBAGA KEUANGAN, REAL ESTATE, USAHA PERSEWAAN DAN JASA PERUSAHAAN 9. JASA KEMASYARAKATAN, SOSIAL, DAN PERORANGAN

TABEL  
TABLE

C.5

PENDUDUK ACEH BERUMUR 15 TAHUN KE ATAS YANG BEKERJA SELAMA SEMINGGU YANG LALU MENURUT LAPANGAN PEKERJAAN UTAMA  
ACEH POPULATION 15 YEARS OF AGE AND OVER WHO WORKED DURING THE PREVIOUS WEEK BY MAIN INDUSTRY  
(TAHUN/YEARS 2010 - 2012)

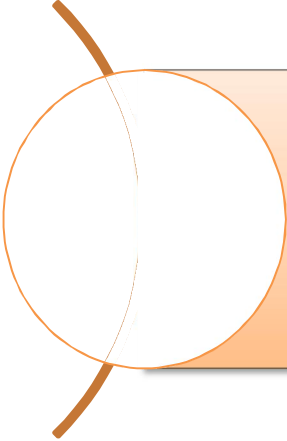
PERKOTAAN+PERDESAAN /URBAN+RURAL

PEREMPUAN/ FEMALE

| LAPANGAN PEKERJAAN UTAMA/<br>MAIN INDUSTRY* | TAHUN/YEARS          |                   |                      |                   |                      |                   |
|---|----------------------|-------------------|----------------------|-------------------|----------------------|-------------------|
|   | 2010                 |                   | 2011                 |                   | 2012                 |                   |
|   | FEBRUARI<br>FEBRUARY | AGUSTUS<br>AUGUST | FEBRUARI<br>FEBRUARY | AGUSTUS<br>AUGUST | FEBRUARI<br>FEBRUARY | AGUSTUS<br>AUGUST |
| (1)   | (2)                  | (3)               | (4)                  | (5)               | (6)                  | (7)               |
| 1   | 339 419              | 308 145           | 344 917              | 336 439           | 376 308              | 303 652           |
| 2   | 2 225                | 784               | 367                  | 167               | 1 630                | 298               |
| 3   | 41 149               | 40 234            | 60 660               | 34 107            | 33 334               | 33 030            |
| 4   | 734                  | 931               | -                    | 32                | -                    | 101               |
| 5   | 734                  | 1 018             | 952                  | 2 108             | 2 641                | 826               |
| 6   | 106 358              | 123 910           | 121 816              | 120 419           | 108 198              | 107 756           |
| 7   | 4 418                | 3 091             | 4 622                | 1 988             | 2 641                | 676               |
| 8   | 3 227                | 4 555             | 7 978                | 8 372             | 7 911                | 7 979             |
| 9   | 166 430              | 174 545           | 192 030              | 182 383           | 199 561              | 177 477           |
| JUMLAH/TOTAL                                | 664 694              | 657 213           | 733 342              | 686 015           | 732 224              | 631 795           |

CATATAN/NOTE:

\*) 1. PERTANIAN, PERKEBUNAN, KEHUTANAN, PERBURUAN, DAN PERIKANAN 2. PERTAMBANGAN DAN PENGGALIAN 3. INDUSTRI PENGOLAHAN 4. LISTRIK, GAS, DAN AIR MINUM 5. KONSTRUKSI 6. PERDAGANGAN, RUMAH MAKAN, DAN JASA AKOMODASI 7. TRANSPORTASI, PERGUDANGAN, DAN KOMUNIKASI 8. LEMBAGA KEUANGAN, REAL ESTATE, USAHA PERSEWAAN DAN JASA PERUSAHAAN 9. JASA KEMASYARAKATAN, SOSIAL, DAN PERORANGAN



**TABEL / TABLES**

**KEADAAN KETENAGAKERJAAN / LABOR FORCES SITUATION**

**AGUSTUS / AUGUST 2012**

<http://laoch.bps.go.id>



TABEL 01.1  
TABLE

PENDUDUK ACEH BERUMUR 15 TAHUN KE ATAS MENURUT GOLONGAN UMUR DAN KEGIATAN SELAMA SEMINGGU YANG LALU  
ACEH POPULATION 15 YEARS OF AGE AND OVER BY AGE GROUP AND TYPE OF ACTIVITY DURING THE PREVIOUS WEEK  
(AGUSTUS/AUGUST 2012)

PERKOTAAN+PEDESAAN/URBAN+RURAL

LAKI-LAKI+PEREMPUAN/MALE+FEMALE

| GOLONGAN UMUR<br>AGE GROUP | ANGKATAN KERJA<br>ECONOMICAL ACTIVE |                                |                 |                   | BUKAN ANKATAN KERJA<br>NOT ECONOMICAL ACTIVE    |                   |                 | JUMLAH<br>TOTAL | % BEKERJA<br>TERHADAP<br>ANGKATAN<br>KERJA<br>% WORKING TO<br>ECONOMICALLY<br>ACTIVE | TINGKAT<br>PENGANGGURAN<br>TERBUKA (TPT)<br>UNEMPLOYMENT<br>RATE (%) | % ANKATAN<br>KERJA TERHADAP<br>PENDUDUK USIA<br>KERJA<br>% ECONOMICALLY<br>ACTIVE TO<br>WORKING AGE<br>POPULATION |
|----------------------------|-------------------------------------|--------------------------------|-----------------|-------------------|---|-------------------|-----------------|-----------------|--|--|---|
|                            | BEKERJA<br>WORKING                  | PENGANGGURAN<br>UNEMPLOYMENT*) | JUMLAH<br>TOTAL | SEKOLAH<br>SCHOOL | MENGURUS<br>RUMAH<br>TANGGA<br>HOUSE<br>KEEPING | LAINNYA<br>OTHERS | JUMLAH<br>TOTAL |                 |  |  |   |
| (1)                        | (2)                                 | (3)                            | (4)             | (5)               | (6)   | (7)               | (8)             | (9)             | (10)   | (11)   | (12)  |
| 15 - 19                    | 67 848                              | 40 056                         | 107 904         | 278 276           | 44 604  | 70 520            | 393 400         | 501 304         | 62.88  | 37.12  | 21.52   |
| 20 - 24                    | 178 903                             | 67 676                         | 246 579         | 78 240            | 74 693  | 22 252            | 175 185         | 421 764         | 72.55  | 27.45  | 58.46   |
| 25 - 29                    | 253 283                             | 36 462                         | 289 745         | 6 928             | 90 438  | 9 567             | 106 933         | 396 678         | 87.42  | 12.58  | 73.04   |
| 30 - 34                    | 296 460                             | 18 001                         | 314 461         | 645               | 102 858   | 5 611             | 109 114         | 423 575         | 94.28  | 5.72   | 74.24   |
| 35 - 39                    | 244 526                             | 8 139                          | 252 665         | -                 | 73 934  | 3 541             | 77 475          | 330 140         | 96.78  | 3.22   | 76.53   |
| 40 - 44                    | 228 448                             | 3 247                          | 231 695         | -                 | 59 323  | 4 050             | 63 373          | 295 068         | 98.60  | 1.40   | 78.52   |
| 45 - 49                    | 173 349                             | 2 337                          | 175 686         | -                 | 43 180  | 2 539             | 45 719          | 221 405         | 98.67  | 1.33   | 79.35   |
| 50 - 54                    | 153 628                             | 1 674                          | 155 302         | -                 | 41 606  | 5 350             | 46 956          | 202 258         | 98.92  | 1.08   | 76.78   |
| 55 - 59                    | 83 314                              | 1 993                          | 85 307          | -                 | 31 061  | 7 475             | 38 536          | 123 843         | 97.66  | 2.34   | 68.88   |
| 60 +                       | 118 788                             | 359                            | 119 147         | -                 | 85 798  | 81 984            | 167 782         | 286 929         | 99.70  | 0.30   | 41.52   |
| JUMLAH<br>TOTAL            | 1 798 547                           | 179 944                        | 1 978 491       | 364 089           | 647 495   | 212 889           | 1 224 473       | 3 202 964       | 90.90  | 9.10   | 61.77   |

CATATAN/NOTE:

- \*)
1. MENCARI PEKERJAAN/LOOKING FOR JOB
  2. MEMPERSIAPKAN USAHA/ESTABLISHING A NEW BUSINESS/FIRM
  3. MERASA TIDAK MUNGKIN MENDAPAT PEKERJAAN/HOPELESS OF JOB
  4. SUDAH PUNYA PEKERJAAN TETAPI BELUM MULAI BEKERJA/HAVE A JOB IN FUTURE START

TABEL 01.2  
TABLE

PENDUDUK ACEH BERUMUR 15 TAHUN KE ATAS MENURUT GOLONGAN UMUR DAN KEGIATAN SELAMA SEMINGGU YANG LALU  
ACEH POPULATION 15 YEARS OF AGE AND OVER BY AGE GROUP AND TYPE OF ACTIVITY DURING THE PREVIOUS WEEK  
(AGUSTUS/AUGUST 2012)

PERKOTAAN /URBAN

LAKI-LAKI+PEREMPUAN/MALE+FEMALE

| GOLONGAN UMUR<br>AGE GROUP | ANGKATAN KERJA<br>ECONOMICAL ACTIVE |                                |                 | BUKAN ANGKATAN KERJA<br>NOT ECONOMICAL ACTIVE |   |                   |                 | JUMLAH<br>TOTAL | % BEKERJA<br>TERHADAP<br>ANGKATAN<br>KERJA<br>% WORKING TO<br>ECONOMICALLY<br>ACTIVE | TINGKAT<br>PENGANGGURAN<br>TERBUKA (TPT)<br>UNEMPLOYMENT<br>RATE (%) | % ANGKATAN<br>KERJA TERHADAP<br>PENDUDUK USIA<br>KERJA<br>% ECONOMICALLY<br>ACTIVE TO<br>WORKING AGE<br>POPULATION |
|----------------------------|-------------------------------------|--------------------------------|-----------------|---|---|-------------------|-----------------|-----------------|--|--|--|
|                            | BEKERJA<br>WORKING                  | PENGANGGURAN<br>UNEMPLOYMENT*) | JUMLAH<br>TOTAL | SEKOLAH<br>SCHOOL                             | MENGURUS<br>RUMAH<br>TANGGA<br>HOUSE<br>KEEPING | LAINNYA<br>OTHERS | JUMLAH<br>TOTAL |                 |  |  |  |
| (1)                        | (2)                                 | (3)                            | (4)             | (5)   | (6)   | (7)               | (8)             | (9)             | (10)   | (11)   | (12)   |
| 15 - 19                    | 11 530                              | 9 383                          | 20 913          | 80 639  | 15 118  | 18 112            | 113 869         | 134 782         | 55.13  | 44.87  | 15.52  |
| 20 - 24                    | 50 448                              | 18 516                         | 68 964          | 30 201  | 19 010  | 6 701             | 55 912          | 124 876         | 73.15  | 26.85  | 55.23  |
| 25 - 29                    | 76 424                              | 11 056                         | 87 480          | 3 202   | 22 967  | 2 364             | 28 533          | 116 013         | 87.36  | 12.64  | 75.41  |
| 30 - 34                    | 78 089                              | 5 922                          | 84 011          | 488   | 29 254  | 857               | 30 599          | 114 610         | 92.95  | 7.05   | 73.30  |
| 35 - 39                    | 68 352                              | 2 649                          | 71 001          | -   | 21 001  | 215               | 21 216          | 92 217          | 96.27  | 3.73   | 76.99  |
| 40 - 44                    | 64 428                              | 1 145                          | 65 573          | -   | 17 234  | 939               | 18 173          | 83 746          | 98.25  | 1.75   | 78.30  |
| 45 - 49                    | 47 450                              | 948                            | 48 398          | -   | 13 879  | 651               | 14 530          | 62 928          | 98.04  | 1.96   | 76.91  |
| 50 - 54                    | 40 265                              | 615                            | 40 880          | -   | 13 813  | 1 481             | 15 294          | 56 174          | 98.50  | 1.50   | 72.77  |
| 55 - 59                    | 22 336                              | 890                            | 23 226          | -   | 10 906  | 3 336             | 14 242          | 37 468          | 96.17  | 3.83   | 61.99  |
| 60 +                       | 24 649                              | 143                            | 24 792          | -   | 27 691  | 25 328            | 53 019          | 77 811          | 99.42  | 0.58   | 31.86  |
| <b>JUMLAH<br/>TOTAL</b>    | <b>483 971</b>                      | <b>51 267</b>                  | <b>535 238</b>  | <b>114 530</b>                                | <b>190 873</b>                                  | <b>59 984</b>     | <b>365 387</b>  | <b>900 625</b>  | <b>90.42</b>   | <b>9.58</b>  | <b>59.43</b>   |

CATATAN/NOTE:

- \*)
1. MENCARI PEKERJAAN/LOOKING FOR JOB
  2. MEMPERSIAPKAN USAHA/ESTABLISHING A NEW BUSINESS/FIRM
  3. MERASA TIDAK MUNGKIN MENDAPAT PEKERJAAN/HOPELESS OF JOB
  4. SUDAH PUNYA PEKERJAAN TETAPI BELUM MULAI BEKERJA/HAVE A JOB IN FUTURE STAR

TABEL 01.3  
TABLE

PENDUDUK ACEH BERUMUR 15 TAHUN KE ATAS MENURUT GOLONGAN UMUR DAN KEGIATAN SELAMA SEMINGGU YANG LALU  
ACEH POPULATION 15 YEARS OF AGE AND OVER BY AGE GROUP AND TYPE OF ACTIVITY DURING THE PREVIOUS WEEK  
(AGUSTUS/AUGUST 2012)

| PERDESAAN /RURAL           |                                     | LAKI-LAKI+PEREMPUAN/MALE+FEMALE |                 |  |   |                   |                 |                 |  |  |   |
|----------------------------|-------------------------------------|---------------------------------|-----------------|--|---|-------------------|-----------------|-----------------|--|--|---|
| GOLONGAN UMUR<br>AGE GROUP | ANGKATAN KERJA<br>ECONOMICAL ACTIVE |                                 |                 | BUKAN ANKATAN KERJA<br>NOT ECONOMICAL ACTIVE |   |                   |                 | JUMLAH<br>TOTAL | % BEKERJA<br>TERHADAP<br>ANGKATAN<br>KERJA<br>% WORKING TO<br>ECONOMICALLY<br>ACTIVE | TINGKAT<br>PENGANGGURAN<br>TERBUKA (TPT)<br>UNEMPLOYMENT<br>RATE (%) | % ANKATAN<br>KERJA TERHADAP<br>PENDUDUK USIA<br>KERJA<br>% ECONOMICALLY<br>ACTIVE TO<br>WORKING AGE<br>POPULATION |
|                            | BEKERJA<br>WORKING                  | PENGANGGURAN<br>UNEMPLOYMENT*)  | JUMLAH<br>TOTAL | SEKOLAH<br>SCHOOL                            | MENGURUS<br>RUMAH<br>TANGGA<br>HOUSE<br>KEEPING | LAINNYA<br>OTHERS | JUMLAH<br>TOTAL |                 |  |  |   |
| (1)                        | (2)                                 | (3)                             | (4)             | (5)  | (6)   | (7)               | (8)             | (9)             | (10)   | (11)   | (12)  |
| 15 - 19                    | 56 318                              | 30 673                          | 86 991          | 197 637                                      | 29 486  | 52 408            | 279 531         | 366 522         | 64.74  | 35.26  | 23.73   |
| 20 - 24                    | 128 455                             | 49 160                          | 177 615         | 48 039                                       | 55 683  | 15 551            | 119 273         | 296 888         | 72.32  | 27.68  | 59.83   |
| 25 - 29                    | 176 859                             | 25 406                          | 202 265         | 3 726  | 67 471  | 7 203             | 78 400          | 280 665         | 87.44  | 12.56  | 72.07   |
| 30 - 34                    | 218 371                             | 12 079                          | 230 450         | 157  | 73 604  | 4 754             | 78 515          | 308 965         | 94.76  | 5.24   | 74.59   |
| 35 - 39                    | 176 174                             | 5 490                           | 181 664         | -  | 52 933  | 3 326             | 56 259          | 237 923         | 96.98  | 3.02   | 76.35   |
| 40 - 44                    | 164 020                             | 2 102                           | 166 122         | -  | 42 089  | 3 111             | 45 200          | 211 322         | 98.73  | 1.27   | 78.61   |
| 45 - 49                    | 125 899                             | 1 389                           | 127 288         | -  | 29 301  | 1 888             | 31 189          | 158 477         | 98.91  | 1.09   | 80.32   |
| 50 - 54                    | 113 363                             | 1 059                           | 114 422         | -  | 27 793  | 3 869             | 31 662          | 146 084         | 99.07  | 0.93   | 78.33   |
| 55 - 59                    | 60 978                              | 1 103                           | 62 081          | -  | 20 155  | 4 139             | 24 294          | 86 375          | 98.22  | 1.78   | 71.87   |
| 60 +                       | 94 139                              | 216                             | 94 355          | -  | 58 107  | 56 656            | 114 763         | 209 118         | 99.77  | 0.23   | 45.12   |
| JUMLAH<br>TOTAL            | 1 314 576                           | 128 677                         | 1 443 253       | 249 559                                      | 456 622   | 152 905           | 859 086         | 2 302 339       | 91.08  | 8.92   | 62.69   |

CATATAN/NOTE:

- \*)
1. MENCARI PEKERJAAN/LOOKING FOR JOB
  2. MEMPERSIAPKAN USAHA/ESTABLISHING A NEW BUSINESS/FIRM
  3. MERASA TIDAK MUNGKIN MENDAPAT PEKERJAAN/HOPELESS OF JOB
  4. SUDAH PUNYA PEKERJAAN TETAPI BELUM MULAI BEKERJA/HAVE A JOB IN FUTURE START

TABEL 01.4  
TABLE

PENDUDUK ACEH BERUMUR 15 TAHUN KE ATAS MENURUT GOLONGAN UMUR DAN KEGIATAN SELAMA SEMINGGU YANG LALU  
ACEH POPULATION 15 YEARS OF AGE AND OVER BY AGE GROUP AND TYPE OF ACTIVITY DURING THE PREVIOUS WEEK  
(AGUSTUS/AUGUST 2012)

PERKOTAAN+PERDESAAN /URBAN+RURAL

LAKI-LAKI /MALE

| GOLONGAN UMUR<br>AGE GROUP | ANGKATAN KERJA<br>ECONOMICAL ACTIVE |                                | BUKAN ANKATAN KERJA<br>NOT ECONOMICAL ACTIVE |                   |   |                   | JUMLAH<br>TOTAL | % BEKERJA<br>TERHADAP<br>ANGKATAN<br>KERJA<br>% WORKING TO<br>ECONOMICALLY<br>ACTIVE | TINGKAT<br>PENGANGGURAN<br>TERBUKA (TPT)<br>UNEMPLOYMENT<br>RATE (%) | % ANKATAN<br>KERJA TERHADAP<br>PENDUDUK USIA<br>KERJA<br>% ECONOMICALLY<br>ACTIVE TO<br>WORKING AGE<br>POPULATION |                 |
|----------------------------|-------------------------------------|--------------------------------|--|-------------------|---|-------------------|-----------------|--|--|---|-----------------|
|                            | BEKERJA<br>WORKING                  | PENGANGGURAN<br>UNEMPLOYMENT*) | JUMLAH<br>TOTAL                              | SEKOLAH<br>SCHOOL | MENGURUS<br>RUMAH<br>TANGGA<br>HOUSE<br>KEEPING | LAINNYA<br>OTHERS |                 |  |  |   | JUMLAH<br>TOTAL |
| (1)                        | (2)                                 | (3)                            | (4)  | (5)               | (6)   | (7)               | (8)             | (9)  | (10)   | (11)  | (12)            |
| 15 - 19                    | 47 078                              | 23 096                         | 70 174                                       | 131 664           | 5 578   | 44 745            | 181 987         | 252 161  | 67.09  | 32.91   | 27.83           |
| 20 - 24                    | 117 380                             | 35 408                         | 152 788                                      | 36 915            | 3 033   | 13 901            | 53 849          | 206 637  | 76.83  | 23.17   | 73.94           |
| 25 - 29                    | 165 444                             | 19 897                         | 185 341                                      | 4 064             | 617   | 7 466             | 12 147          | 197 488  | 89.26  | 10.74   | 93.85           |
| 30 - 34                    | 196 595                             | 7 502                          | 204 097                                      | 488               | 141   | 4 043             | 4 672           | 208 769  | 96.32  | 3.68  | 97.76           |
| 35 - 39                    | 159 304                             | 4 558                          | 163 862                                      | -                 | 166   | 2 969             | 3 135           | 166 997  | 97.22  | 2.78  | 98.12           |
| 40 - 44                    | 142 409                             | 2 227                          | 144 636                                      | -                 | -   | 2 520             | 2 520           | 147 156  | 98.46  | 1.54  | 98.29           |
| 45 - 49                    | 108 545                             | 1 563                          | 110 108                                      | -                 | 321   | 1 959             | 2 280           | 112 388  | 98.58  | 1.42  | 97.97           |
| 50 - 54                    | 94 658                              | 1 035                          | 95 693                                       | -                 | 547   | 3 600             | 4 147           | 99 840   | 98.92  | 1.08  | 95.85           |
| 55 - 59                    | 54 679                              | 633                            | 55 312                                       | -                 | 778   | 5 648             | 6 426           | 61 738   | 98.86  | 1.14  | 89.59           |
| 60 +                       | 80 660                              | -                              | 80 660                                       | -                 | 5 212   | 43 856            | 49 068          | 129 728  | 100.00   | 0.00  | 62.18           |
| JUMLAH<br>TOTAL            | 1 166 752                           | 95 919                         | 1 262 671                                    | 173 131           | 16 393  | 130 707           | 320 231         | 1 582 902  | 92.40  | 7.60  | 79.77           |

CATATAN/NOTE:

- \*)
1. Mencari pekerjaan/looking for job
  2. Mempersiapkan usaha/establishing a new business/firm
  3. Merasa tidak mungkin mendapat pekerjaan/hopeless of job
  4. Sudah punya pekerjaan tetapi belum mulai bekerja/have a job in future start

TABEL 01.5  
TABLE

PENDUDUK ACEH BERUMUR 15 TAHUN KE ATAS MENURUT GOLONGAN UMUR DAN KEGIATAN SELAMA SEMINGGU YANG LALU  
ACEH POPULATION 15 YEARS OF AGE AND OVER BY AGE GROUP AND TYPE OF ACTIVITY DURING THE PREVIOUS WEEK  
(AGUSTUS/AUGUST 2012)

PERKOTAAN+PERDESAAN /URBAN+RURAL

PEREMPUAN /FEMALE

| GOLONGAN UMUR<br>AGE GROUP | ANGKATAN KERJA<br>ECONOMICAL ACTIVE |                                |                 | BUKAN ANKATAN KERJA<br>NOT ECONOMICAL ACTIVE |   |                   | JUMLAH<br>TOTAL | % BEKERJA<br>TERHADAP<br>ANGKATAN<br>KERJA<br>% WORKING TO<br>ECONOMICALLY<br>ACTIVE | TINGKAT<br>PENGANGGURAN<br>TERBUKA (TPT)<br>UNEMPLOYMENT<br>RATE (%) | % ANKATAN<br>KERJA TERHADAP<br>PENDUDUK USIA<br>KERJA<br>% ECONOMICALLY<br>ACTIVE TO<br>WORKING AGE<br>POPULATION |                 |
|----------------------------|-------------------------------------|--------------------------------|-----------------|--|---|-------------------|-----------------|--|--|---|-----------------|
|                            | BEKERJA<br>WORKING                  | PENGANGGURAN<br>UNEMPLOYMENT*) | JUMLAH<br>TOTAL | SEKOLAH<br>SCHOOL                            | MENGURUS<br>RUMAH<br>TANGGA<br>HOUSE<br>KEEPING | LAINNYA<br>OTHERS |                 |  |  |   | JUMLAH<br>TOTAL |
| (1)                        | (2)                                 | (3)                            | (4)             | (5)  | (6)   | (7)               | (8)             | (9)  | (10)   | (11)  | (12)            |
| 15 - 19                    | 20 770                              | 16 960                         | 37 730          | 146 612                                      | 39 026  | 25 775            | 211 413         | 249 143  | 55.05  | 44.95   | 15.14           |
| 20 - 24                    | 61 523                              | 32 268                         | 93 791          | 41 325                                       | 71 660  | 8 351             | 121 336         | 215 127  | 65.60  | 34.40   | 43.60           |
| 25 - 29                    | 87 839                              | 16 565                         | 104 404         | 2 864  | 89 821  | 2 101             | 94 786          | 199 190  | 84.13  | 15.87   | 52.41           |
| 30 - 34                    | 99 865                              | 10 499                         | 110 364         | 157  | 102 717   | 1 568             | 104 442         | 214 806  | 90.49  | 9.51  | 51.38           |
| 35 - 39                    | 85 222                              | 3 581                          | 88 803          | -  | 73 768  | 572               | 74 340          | 163 143  | 95.97  | 4.03  | 54.43           |
| 40 - 44                    | 86 039                              | 1 020                          | 87 059          | -  | 59 323  | 1 530             | 60 853          | 147 912  | 98.83  | 1.17  | 58.86           |
| 45 - 49                    | 64 804                              | 774                            | 65 578          | -  | 42 859  | 580               | 43 439          | 109 017  | 98.82  | 1.18  | 60.15           |
| 50 - 54                    | 58 970                              | 639                            | 59 609          | -  | 41 059  | 1 750             | 42 809          | 102 418  | 98.93  | 1.07  | 58.20           |
| 55 - 59                    | 28 635                              | 1 360                          | 29 995          | -  | 30 283  | 1 827             | 32 110          | 62 105   | 95.47  | 4.53  | 48.30           |
| 60 +                       | 38 128                              | 359                            | 38 487          | -  | 80 586  | 38 128            | 118 714         | 157 201  | 99.07  | 0.93  | 24.48           |
| JUMLAH<br>TOTAL            | 631 795                             | 84 025                         | 715 820         | 190 958                                      | 631 102   | 82 182            | 904 242         | 1 620 062  | 88.26  | 11.74   | 44.18           |

CATATAN/NOTE:

- \*)
1. MENCARI PEKERJAAN/LOOKING FOR JOB
  2. MEMPERSIAPKAN USAHA/ESTABLISHING A NEW BUSINESS/FIRM
  3. MERASA TIDAK MUNGKIN MENDAPAT PEKERJAAN/HOPELESS OF JOB
  4. SUDAH PUNYA PEKERJAAN TETAPI BELUM MULAI BEKERJA/HAVE A JOB IN FUTURE STAR

TABEL 02.1  
TABLE

PENDUDUK ACEH BERUMUR 15 TAHUN KE ATAS MENURUT PENDIDIKAN TERTINGGI YANG DITAMATKAN DAN KEGIATAN SELAMA SEMINGGU YANG LALU  
ACEH POPULATION 15 YEARS OF AGE AND OVER BY EDUCATIONAL ATTAINMENT AND TYPE OF ACTIVITY DURING THE PREVIOUS WEEK  
(AGUSTUS/AUGUST 2012)

PERKOTAAN+PERDESAAN /URBAN+RURAL

LAKI-LAKI+PEREMPUAN /MALE+FEMALE

| PENDIDIKAN<br>TERTINGGI YANG<br>DITAMATKAN<br><i>EDUCATIONAL<br/>ATTAINMENT *)</i> | ANGKATAN KERJA<br><i>ECONOMICAL ACTIVE</i> |  | BUKAN ANKATAN KERJA<br><i>NOT ECONOMICAL ACTIVE</i> |                          |   |                          |                        | JUMLAH<br><i>TOTAL</i> | % BEKERJA<br>TERHADAP<br>ANGKATAN<br>KERJA<br><i>% WORKING TO<br/>ECONOMICALLY<br/>ACTIVE</i> | TINGKAT<br>PENGANGGURAN<br>TERBUKA (TPT)<br><i>UNEMPLOYMENT<br/>RATE (%)</i> | % ANKATAN<br>KERJA TERHADAP<br>PENDUDUK USIA<br>KERJA<br><i>% ECONOMICALLY<br/>ACTIVE TO<br/>WORKING AGE<br/>POPULATION</i> |
|--|--|--|---|--------------------------|---|--------------------------|------------------------|------------------------|---|--|---|
|  | BEKERJA<br><i>WORKING</i>                  | PENGANGGURAN<br><i>UNEMPLOYMENT**)</i> | JUMLAH<br><i>TOTAL</i>                              | SEKOLAH<br><i>SCHOOL</i> | MENGURUS<br>RUMAH<br>TANGGA<br><i>HOUSE<br/>KEEPING</i> | LAINNYA<br><i>OTHERS</i> | JUMLAH<br><i>TOTAL</i> |                        |   |  |   |
| (1)  | (2)  | (3)                                    | (4)   | (5)                      | (6)   | (7)                      | (8)                    | (9)                    | (10)  | (11)   | (12)  |
| 0  | 51 247                                     | 618                                    | 51 865  | -                        | 37 090  | 23 203                   | 60 293                 | 112 158                | 98.81   | 1.19   | 46.24   |
| 1  | 180 366                                    | 7 525                                  | 187 891   | 4 156                    | 82 703  | 36 239                   | 123 098                | 310 989                | 96.00   | 4.00   | 60.42   |
| 2  | 436 590                                    | 23 921                                 | 460 511   | 44 640                   | 178 589   | 45 470                   | 268 699                | 729 210                | 94.81   | 5.19   | 63.15   |
| 3  | 404 666                                    | 39 577                                 | 444 243   | 185 552                  | 164 235   | 59 208                   | 408 995                | 853 238                | 91.09   | 8.91   | 52.07   |
| 4  | 431 464                                    | 80 598                                 | 512 062   | 118 915                  | 145 229   | 37 946                   | 302 090                | 814 152                | 84.26   | 15.74  | 62.90   |
| 5  | 70 433                                     | 11 160                                 | 81 593  | 6 603                    | 19 970  | 3 888                    | 30 461                 | 112 054                | 86.32   | 13.68  | 72.82   |
| 6  | 89 725                                     | 5 750                                  | 95 475  | 1 862                    | 10 608  | 1 649                    | 14 119                 | 109 594                | 93.98   | 6.02   | 87.12   |
| 7  | 134 056                                    | 10 795                                 | 144 851   | 2 361                    | 9 071   | 5 286                    | 16 718                 | 161 569                | 92.55   | 7.45   | 89.65   |
| JUMLAH<br><i>TOTAL</i>   | 1 798 547                                  | 179 944                                | 1 978 491   | 364 089                  | 647 495   | 212 889                  | 1 224 473              | 3 202 964              | 90.90   | 9.10   | 61.77   |

CATATAN/NOTE:

\*)

0. TIDAK/BELUM PERNAH SEKOLAH/*NOT ATTENDING SCHOOL*

1. TIDAK/BELUM TAMAT SD/*DID NOT COMPLETE/NOT YET COMPLETED PRIMARY SCHOOL*

2. SEKOLAH DASAR/*PRIMARY SCHOOL*

3. SLTP/*JUNIOR HIGH SCHOOL*

4. SLTA/*SENIOR HIGH SCHOOL (GENERAL)*

5. SMK / *SENIOR HIGH SCHOOL (VOCATIONAL)*

6. DIPLOMA I/II/III/AKADEMI / *DIPLOMA I/II/III/ ACADEMY*

7. UNIVERSITAS / *UNIVERSITY*

\*\*)

LIHAT PENJELASAN TABEL 01/*LOOK AT TABLE'S 01 NOTE*

TABEL 02.2  
TABLE

PENDUDUK ACEH BERUMUR 15 TAHUN KE ATAS MENURUT PENDIDIKAN TERTINGGI YANG DITAMATKAN DAN KEGIATAN SELAMA SEMINGGU YANG LALU  
ACEH POPULATION 15 YEARS OF AGE AND OVER BY EDUCATIONAL ATTAINMENT AND TYPE OF ACTIVITY DURING THE PREVIOUS WEEK  
(AGUSTUS/AUGUST 2012)

PERKOTAAN /URBAN

LAKI-LAKI+PEREMPUAN /MALE+FEMALE

| PENDIDIKAN<br>TERTINGGI YANG<br>DITAMATKAN<br><i>EDUCATIONAL<br/>ATTAINMENT *)</i> | ANGKATAN KERJA<br><i>ECONOMICAL ACTIVE</i> |  |                        | BUKAN ANKATAN KERJA<br><i>NOT ECONOMICAL ACTIVE</i> |   |                          |                        | JUMLAH<br><i>TOTAL</i> | % BEKERJA<br>TERHADAP<br>ANGKATAN<br>KERJA<br><i>% WORKING TO<br/>ECONOMICALLY<br/>ACTIVE</i> | TINGKAT<br>PENGANGGURAN<br>TERBUKA (TPT)<br><i>UNEMPLOYMENT<br/>RATE (%)</i> | % ANKATAN<br>KERJA TERHADAP<br>PENDUDUK USIA<br>KERJA<br><i>% ECONOMICALLY<br/>ACTIVE TO<br/>WORKING AGE<br/>POPULATION</i> |
|--|--|--|------------------------|---|---|--------------------------|------------------------|------------------------|---|--|---|
|  | BEKERJA<br><i>WORKING</i>                  | PENGANGGURAN<br><i>UNEMPLOYMENT**)</i> | JUMLAH<br><i>TOTAL</i> | SEKOLAH<br><i>SCHOOL</i>                            | MENGURUS<br>RUMAH<br>TANGGA<br><i>HOUSE<br/>KEEPING</i> | LAINNYA<br><i>OTHERS</i> | JUMLAH<br><i>TOTAL</i> |                        |   |  |   |
| (1)  | (2)  | (3)                                    | (4)                    | (5)   | (6)   | (7)                      | (8)                    | (9)                    | (10)  | (11)   | (12)  |
| 0  | 3 093                                      | -                                      | 3 093                  | -   | 5 631   | 4 971                    | 10 602                 | 13 695                 | 100.00  | 0.00   | 22.58   |
| 1  | 27 453                                     | 1 896                                  | 29 349                 | 752   | 15 804  | 8 152                    | 24 708                 | 54 057                 | 93.54   | 6.46   | 54.29   |
| 2  | 67 952                                     | 4 471                                  | 72 423                 | 7 787   | 38 038  | 13 154                   | 58 979                 | 131 402                | 93.83   | 6.17   | 55.12   |
| 3  | 86 356                                     | 5 655                                  | 92 011                 | 52 375  | 47 294  | 14 382                   | 114 051                | 206 062                | 93.85   | 6.15   | 44.65   |
| 4  | 152 548                                    | 25 949                                 | 178 497                | 47 491  | 60 883  | 13 761                   | 122 135                | 300 632                | 85.46   | 14.54  | 59.37   |
| 5  | 37 965                                     | 4 607                                  | 42 572                 | 3 875   | 11 998  | 1 941                    | 17 814                 | 60 386                 | 89.18   | 10.82  | 70.50   |
| 6  | 36 702                                     | 3 118                                  | 39 820                 | 514   | 6 274   | 591                      | 7 379                  | 47 199                 | 92.17   | 7.83   | 84.37   |
| 7  | 71 902                                     | 5 571                                  | 77 473                 | 1 736   | 4 951   | 3 032                    | 9 719                  | 87 192                 | 92.81   | 7.19   | 88.85   |
| JUMLAH<br><i>TOTAL</i>   | 483 971                                    | 51 267                                 | 535 238                | 114 530   | 190 873   | 59 984                   | 365 387                | 900 625                | 90.42   | 9.58   | 59.43   |

CATATAN/NOTE:

\*)

0. TIDAK/BELUM PERNAH SEKOLAH/*NOT ATTENDING SCHOOL*

1. TIDAK/BELUM TAMAT SD/*DID NOT COMPLETE/NOT YET COMPLETED PRIMARY SCHOOL*

2. SEKOLAH DASAR/*PRIMARY SCHOOL*

3. SLTP/*JUNIOR HIGH SCHOOL*

4. SLTA/*SENIOR HIGH SCHOOL (GENERAL)*

5. SMK / *SENIOR HIGH SCHOOL (VOCATIONAL)*

6. DIPLOMA I/II/III/*AKADEMI / DIPLOMA I/II/III/ ACADEMY*

7. UNIVERSITAS / *UNIVERSITY*

\*\*)

LIHAT PENJELASAN TABEL 01/*LOOK AT TABLE'S 01 NOTE*

TABEL 02.3  
TABLE

PENDUDUK ACEH BERUMUR 15 TAHUN KE ATAS MENURUT PENDIDIKAN TERTINGGI YANG DITAMATKAN DAN KEGIATAN SELAMA SEMINGGU YANG LALU  
ACEH POPULATION 15 YEARS OF AGE AND OVER BY EDUCATIONAL ATTAINMENT AND TYPE OF ACTIVITY DURING THE PREVIOUS WEEK  
(AGUSTUS/AUGUST 2012)

PERDESAAN / RURAL

LAKI-LAKI+PEREMPUAN / MALE+FEMALE

| PENDIDIKAN<br>TERTINGGI YANG<br>DITAMATKAN<br><i>EDUCATIONAL<br/>ATTAINMENT *)</i> | ANGKATAN KERJA<br><i>ECONOMICAL ACTIVE</i> |  |                        | BUKAN ANKATAN KERJA<br><i>NOT ECONOMICAL ACTIVE</i> |   |                          |                        | JUMLAH<br><i>TOTAL</i> | % BEKERJA<br>TERHADAP<br>ANGKATAN<br>KERJA<br><i>% WORKING TO<br/>ECONOMICALLY<br/>ACTIVE</i> | TINGKAT<br>PENGANGGURAN<br>TERBUKA (TPT)<br><i>UNEMPLOYMENT<br/>RATE (%)</i> | % ANKATAN<br>KERJA TERHADAP<br>PENDUDUK USIA<br>KERJA<br><i>% ECONOMICALLY<br/>ACTIVE TO<br/>WORKING AGE<br/>POPULATION</i> |
|--|--|--|------------------------|---|---|--------------------------|------------------------|------------------------|---|--|---|
|  | BEKERJA<br><i>WORKING</i>                  | PENGANGGURAN<br><i>UNEMPLOYMENT**)</i> | JUMLAH<br><i>TOTAL</i> | SEKOLAH<br><i>SCHOOL</i>                            | MENGURUS<br>RUMAH<br>TANGGA<br><i>HOUSE<br/>KEEPING</i> | LAINNYA<br><i>OTHERS</i> | JUMLAH<br><i>TOTAL</i> |                        |   |  |   |
| (1)  | (2)  | (3)                                    | (4)                    | (5)   | (6)   | (7)                      | (8)                    | (9)                    | (10)  | (11)   | (12)  |
| 0  | 48 154                                     | 618                                    | 48 772                 | -   | 31 459  | 18 232                   | 49 691                 | 98 463                 | 98.73   | 1.27   | 49.53   |
| 1  | 152 913                                    | 5 629                                  | 158 542                | 3 404   | 66 899  | 28 087                   | 98 390                 | 256 932                | 96.45   | 3.55   | 61.71   |
| 2  | 368 638                                    | 19 450                                 | 388 088                | 36 853  | 140 551   | 32 316                   | 209 720                | 597 808                | 94.99   | 5.01   | 64.92   |
| 3  | 318 310                                    | 33 922                                 | 352 232                | 133 177   | 116 941   | 44 826                   | 294 944                | 647 176                | 90.37   | 9.63   | 54.43   |
| 4  | 278 916                                    | 54 649                                 | 333 565                | 71 424  | 84 346  | 24 185                   | 179 955                | 513 520                | 83.62   | 16.38  | 64.96   |
| 5  | 32 468                                     | 6 553                                  | 39 021                 | 2 728   | 7 972   | 1 947                    | 12 647                 | 51 668                 | 83.21   | 16.79  | 75.52   |
| 6  | 53 023                                     | 2 632                                  | 55 655                 | 1 348   | 4 334   | 1 058                    | 6 740                  | 62 395                 | 95.27   | 4.73   | 89.20   |
| 7  | 62 154                                     | 5 224                                  | 67 378                 | 625   | 4 120   | 2 254                    | 6 999                  | 74 377                 | 92.25   | 7.75   | 90.59   |
| <b>JUMLAH<br/>TOTAL</b>  | 1 314 576                                  | 128 677                                | 1 443 253              | 249 559   | 456 622   | 152 905                  | 859 086                | 2 302 339              | 91.08   | 8.92   | 62.69   |

CATATAN/NOTE:

\*)

0. TIDAK/BELUM PERNAH SEKOLAH/*NOT ATTENDING SCHOOL*

1. TIDAK/BELUM TAMAT SD/*DID NOT COMPLETE/NOT YET COMPLETED PRIMARY SCHOOL*

2. SEKOLAH DASAR/*PRIMARY SCHOOL*

3. SLTP/*JUNIOR HIGH SCHOOL*

4. SLTA/*SENIOR HIGH SCHOOL (GENERAL)*

5. SMK / *SENIOR HIGH SCHOOL (VOCATIONAL)*

6. DIPLOMA I/II/III/AKADEMI / *DIPLOMA I/II/III/ ACADEMY*

7. UNIVERSITAS / *UNIVERSITY*

\*\*)

LIHAT PENJELASAN TABEL 01/*LOOK AT TABLE'S 01 NOTE*



TABEL 02.4  
TABLE

PENDUDUK ACEH BERUMUR 15 TAHUN KE ATAS MENURUT PENDIDIKAN TERTINGGI YANG DITAMATKAN DAN KEGIATAN SELAMA SEMINGGU YANG LALU  
ACEH POPULATION 15 YEARS OF AGE AND OVER BY EDUCATIONAL ATTAINMENT AND TYPE OF ACTIVITY DURING THE PREVIOUS WEEK  
(AGUSTUS/AUGUST 2012)

PERKOTAAN+PERDESAAN /URBAN+RURAL

LAKI-LAKI /MALE

| PENDIDIKAN<br>TERTINGGI YANG<br>DITAMATKAN<br><i>EDUCATIONAL<br/>ATTAINMENT *)</i> | ANGKATAN KERJA<br><i>ECONOMICAL ACTIVE</i> |  |                        | BUKAN ANKATAN KERJA<br><i>NOT ECONOMICAL ACTIVE</i> |   |                          |                        | JUMLAH<br><i>TOTAL</i> | % BEKERJA<br>TERHADAP<br>ANGKATAN<br>KERJA<br><i>% WORKING TO<br/>ECONOMICALLY<br/>ACTIVE</i> | TINGKAT<br>PENGANGGURAN<br>TERBUKA (TPT)<br><i>UNEMPLOYMENT<br/>RATE (%)</i> | % ANKATAN<br>KERJA TERHADAP<br>PENDUDUK USIA<br>KERJA<br><i>% ECONOMICALLY<br/>ACTIVE TO<br/>WORKING AGE<br/>POPULATION</i> |
|--|--|--|------------------------|---|---|--------------------------|------------------------|------------------------|---|--|---|
|  | BEKERJA<br><i>WORKING</i>                  | PENGANGGURAN<br><i>UNEMPLOYMENT**)</i> | JUMLAH<br><i>TOTAL</i> | SEKOLAH<br><i>SCHOOL</i>                            | MENGURUS<br>RUMAH<br>TANGGA<br><i>HOUSE<br/>KEEPING</i> | LAINNYA<br><i>OTHERS</i> | JUMLAH<br><i>TOTAL</i> |                        |   |  |   |
| (1)  | (2)  | (3)                                    | (4)                    | (5)   | (6)   | (7)                      | (8)                    | (9)                    | (10)  | (11)   | (12)  |
| 0  | 22 047                                     | 258                                    | 22 305                 | -   | 860   | 8 363                    | 9 223                  | 31 528                 | 98.84   | 1.16   | 70.75   |
| 1  | 109 010                                    | 3 407                                  | 112 417                | 2 651   | 2 047   | 19 940                   | 24 638                 | 137 055                | 96.97   | 3.03   | 82.02   |
| 2  | 283 085                                    | 11 781                                 | 294 866                | 22 700  | 3 012   | 27 932                   | 53 644                 | 348 510                | 96.00   | 4.00   | 84.61   |
| 3  | 282 549                                    | 24 633                                 | 307 182                | 88 425  | 4 376   | 40 000                   | 132 801                | 439 983                | 91.98   | 8.02   | 69.82   |
| 4  | 321 486                                    | 43 143                                 | 364 629                | 52 605  | 4 826   | 25 828                   | 83 259                 | 447 888                | 88.17   | 11.83  | 81.41   |
| 5  | 48 933                                     | 6 548                                  | 55 481                 | 4 311   | 832   | 3 122                    | 8 265                  | 63 746                 | 88.20   | 11.80  | 87.03   |
| 6  | 33 561                                     | 1 713                                  | 35 274                 | 825   | 233   | 710                      | 1 768                  | 37 042                 | 95.14   | 4.86   | 95.23   |
| 7  | 66 081                                     | 4 436                                  | 70 517                 | 1 614   | 207   | 4 812                    | 6 633                  | 77 150                 | 93.71   | 6.29   | 91.40   |
| JUMLAH<br><i>TOTAL</i>   | 1 166 752                                  | 95 919                                 | 1 262 671              | 173 131   | 16 393  | 130 707                  | 320 231                | 1 582 902              | 92.40   | 7.60   | 79.77   |

CATATAN/NOTE:

\*)

0. TIDAK/BELUM PERNAH SEKOLAH/*NOT ATTENDING SCHOOL*

1. TIDAK/BELUM TAMAT SD/*DID NOT COMPLETE/NOT YET COMPLETED PRIMARY SCHOOL*

2. SEKOLAH DASAR/*PRIMARY SCHOOL*

3. SLTP/*JUNIOR HIGH SCHOOL*

4. SLTA/*SENIOR HIGH SCHOOL (GENERAL)*

5. SMK / *SENIOR HIGH SCHOOL (VOCATIONAL)*

6. DIPLOMA I/II/III/*AKADEMI / DIPLOMA I/II/III/ ACADEMY*

7. UNIVERSITAS / *UNIVERSITY*

\*\*)

LIHAT PENJELASAN TABEL 01/*LOOK AT TABLE'S 01 NOTE*

TABEL 02.5  
TABLE

PENDUDUK ACEH BERUMUR 15 TAHUN KE ATAS MENURUT PENDIDIKAN TERTINGGI YANG DITAMATKAN DAN KEGIATAN SELAMA SEMINGGU YANG LALU  
ACEH POPULATION 15 YEARS OF AGE AND OVER BY EDUCATIONAL ATTAINMENT AND TYPE OF ACTIVITY DURING THE PREVIOUS WEEK  
(AGUSTUS/AUGUST 2012)

PERKOTAAN+PERDESAAN /URBAN+RURAL

PEREMPUAN / FEMALE

| PENDIDIKAN<br>TERTINGGI YANG<br>DITAMATKAN<br><i>EDUCATIONAL<br/>ATTAINMENT *)</i> | ANGKATAN KERJA<br><i>ECONOMICAL ACTIVE</i> |  | BUKAN ANKATAN KERJA<br><i>NOT ECONOMICAL ACTIVE</i> |                          |   |                          |                        | JUMLAH<br><i>TOTAL</i> | % BEKERJA<br>TERHADAP<br>ANGKATAN<br>KERJA<br><i>% WORKING TO<br/>ECONOMICALLY<br/>ACTIVE</i> | TINGKAT<br>PENGANGGURAN<br>TERBUKA (TPT)<br><i>UNEMPLOYMENT<br/>RATE (%)</i> | % ANKATAN<br>KERJA TERHADAP<br>PENDUDUK USIA<br>KERJA<br><i>% ECONOMICALLY<br/>ACTIVE TO<br/>WORKING AGE<br/>POPULATION</i> |
|--|--|--|---|--------------------------|---|--------------------------|------------------------|------------------------|---|--|---|
|  | BEKERJA<br><i>WORKING</i>                  | PENGANGGURAN<br><i>UNEMPLOYMENT**)</i> | JUMLAH<br><i>TOTAL</i>                              | SEKOLAH<br><i>SCHOOL</i> | MENGURUS<br>RUMAH<br>TANGGA<br><i>HOUSE<br/>KEEPING</i> | LAINNYA<br><i>OTHERS</i> | JUMLAH<br><i>TOTAL</i> |                        |   |  |   |
| (1)  | (2)  | (3)                                    | (4)   | (5)                      | (6)   | (7)                      | (8)                    | (9)                    | (10)  | (11)   | (12)  |
| 0  | 29 200                                     | 360                                    | 29 560  | -                        | 36 230  | 14 840                   | 51 070                 | 80 630                 | 98.78   | 1.22   | 36.66   |
| 1  | 71 356                                     | 4 118                                  | 75 474  | 1 505                    | 80 656  | 16 299                   | 98 460                 | 173 934                | 94.54   | 5.46   | 43.39   |
| 2  | 153 505                                    | 12 140                                 | 165 645   | 21 940                   | 175 577   | 17 538                   | 215 055                | 380 700                | 92.67   | 7.33   | 43.51   |
| 3  | 122 117                                    | 14 944                                 | 137 061   | 97 127                   | 159 859   | 19 208                   | 276 194                | 413 255                | 89.10   | 10.90  | 33.17   |
| 4  | 109 978                                    | 37 455                                 | 147 433   | 66 310                   | 140 403   | 12 118                   | 218 831                | 366 264                | 74.60   | 25.40  | 40.25   |
| 5  | 21 500                                     | 4 612                                  | 26 112  | 2 292                    | 19 138  | 766                      | 22 196                 | 48 308                 | 82.34   | 17.66  | 54.05   |
| 6  | 56 164                                     | 4 037                                  | 60 201  | 1 037                    | 10 375  | 939                      | 12 351                 | 72 552                 | 93.29   | 6.71   | 82.98   |
| 7  | 67 975                                     | 6 359                                  | 74 334  | 747                      | 8 864   | 474                      | 10 085                 | 84 419                 | 91.45   | 8.55   | 88.05   |
| JUMLAH<br><i>TOTAL</i>   | 631 795                                    | 84 025                                 | 715 820   | 190 958                  | 631 102   | 82 182                   | 904 242                | 1 620 062              | 88.26   | 11.74  | 44.18   |

CATATAN/NOTE:

\*)

0. TIDAK/BELUM PERNAH SEKOLAH/*NOT ATTENDING SCHOOL*

1. TIDAK/BELUM TAMAT SD/*DID NOT COMPLETE/NOT YET COMPLETED PRIMARY SCHOOL*

2. SEKOLAH DASAR/*PRIMARY SCHOOL*

3. SLTP/*JUNIOR HIGH SCHOOL*

4. SLTA/*SENIOR HIGH SCHOOL (GENERAL)*

5. SMK / *SENIOR HIGH SCHOOL (VOCATIONAL)*

6. DIPLOMA I/II/III/AKADEMI / *DIPLOMA I/II/III/ ACADEMY*

7. UNIVERSITAS / *UNIVERSITY*

\*\*)

LIHAT PENJELASAN TABEL 01/*LOOK AT TABLE'S 01 NOTE*

TABEL 03.1  
TABLE

PENDUDUK ACEH BERUMUR 15 TAHUN KE ATAS MENURUT KABUPATEN/KOTA DAN KEGIATAN SELAMA SEMINGGU YANG LALU  
ACEH POPULATION 15 YEARS OF AGE AND OVER BY REGENCY/MUNICIPALITY AND TYPE OF ACTIVITY DURING THE PREVIOUS WEEK  
(AGUSTUS/AUGUST 2012)

| PERKOTAAN+PERDESAAN /URBAN+RURAL            |                                     |                                   |                  |   |   |                   |                  | LAKI-LAKI+PEREMPUAN / MALE+FEMALE |   |  |  |
|---|-------------------------------------|-----------------------------------|------------------|---|---|-------------------|------------------|-----------------------------------|---|--|--|
| KABUPATEN/ KOTA<br>REGENCY/<br>MUNICIPALITY | ANGKATAN KERJA<br>ECONOMICAL ACTIVE |                                   |                  | BUKAN ANGKATAN KERJA<br>NOT ECONOMICAL ACTIVE |   |                   |                  | JUMLAH<br>TOTAL                   | % BEKERJA<br>TERHADAP<br>ANGKATAN<br>KERJA%<br>WORKING TO<br>ECONOMICALLY<br>ACTIVE | TINGKAT<br>PENGANGGURAN<br>TERBUKA (TPT)<br>UNEMPLOYMENT<br>RATE (%) | % ANGKATAN<br>KERJA TERHADAP<br>PENDUDUK USIA<br>KERJA<br>% ECONOMICALLY<br>ACTIVE TO<br>WORKING AGE<br>POPULATION |
|   | BEKERJA<br>WORKING                  | PENGANGGURAN<br>UNEMPLOYMENT<br>) | JUMLAH<br>TOTAL  | SEKOLAH<br>SCHOOL                             | MENGURUS<br>RUMAH<br>TANGGA<br>HOUSE<br>KEEPING | LAINNYA<br>OTHERS | JUMLAH<br>TOTAL  |                                   |   |  |  |
| (1)   | (2)                                 | (3)                               | (4)              | (5)   | (6)   | (7)               | (8)              | (9)                               | (10)  | (11)   | (12)   |
| SIMEULUE                                    | 30 656                              | 2 664                             | 33 320           | 6 041   | 12 040  | 3 625             | 21 706           | 55 026                            | 92,00   | 8,00   | 60,55  |
| ACEH SINGKIL                                | 37 370                              | 3 678                             | 41 048           | 8 050   | 14 500  | 2 434             | 24 984           | 66 032                            | 91,04   | 8,96   | 62,16  |
| ACEH SELATAN                                | 84 138                              | 6 537                             | 90 675           | 7 268   | 34 737  | 14 233            | 56 238           | 146 913                           | 92,79   | 7,21   | 61,72  |
| ACEH TENGGARA                               | 71 705                              | 10 756                            | 82 461           | 16 439  | 13 539  | 8 211             | 38 189           | 120 650                           | 86,96   | 13,04  | 68,35  |
| ACEH TIMUR                                  | 143 999                             | 11 273                            | 155 272          | 23 533  | 54 237  | 13 571            | 91 341           | 246 613                           | 92,74   | 7,26   | 62,96  |
| ACEH TENGAH                                 | 82 603                              | 1 874                             | 84 477           | 16 402  | 17 739  | 4 359             | 38 500           | 122 977                           | 97,78   | 2,22   | 68,69  |
| ACEH BARAT                                  | 69 510                              | 4 605                             | 74 115           | 18 641  | 30 510  | 5 373             | 54 524           | 128 639                           | 93,79   | 6,21   | 57,61  |
| ACEH BESAR                                  | 133 310                             | 20 189                            | 153 499          | 35 664  | 49 667  | 18 280            | 103 611          | 257 110                           | 86,85   | 13,15  | 59,70  |
| PIDIE                                       | 166 509                             | 12 903                            | 179 412          | 17 486  | 51 522  | 27 441            | 96 449           | 275 861                           | 92,81   | 7,19   | 65,04  |
| BIREUEN                                     | 155 171                             | 17 193                            | 172 364          | 38 815  | 57 485  | 16 781            | 113 081          | 285 445                           | 90,03   | 9,97   | 60,38  |
| ACEH UTARA                                  | 190 591                             | 34 891                            | 225 482          | 64 693  | 66 535  | 17 814            | 149 042          | 374 524                           | 84,53   | 15,47  | 60,20  |
| ACEH BARAT DAYA                             | 44 026                              | 5 988                             | 50 014           | 6 437   | 23 796  | 11 941            | 42 174           | 92 188                            | 88,03   | 11,97  | 54,25  |
| GAYO LUES                                   | 38 573                              | 1 181                             | 39 754           | 2 260   | 7 879   | 4 338             | 14 477           | 54 231                            | 97,03   | 2,97   | 73,30  |
| ACEH TAMIANG                                | 104 232                             | 10 545                            | 114 777          | 8 638   | 41 270  | 11 142            | 61 050           | 175 827                           | 90,81   | 9,19   | 65,28  |
| NAGAN RAYA                                  | 56 491                              | 4 666                             | 61 157           | 13 805  | 22 326  | 5 647             | 41 778           | 102 935                           | 92,37   | 7,63   | 59,41  |
| ACEH JAYA                                   | 32 719                              | 2 053                             | 34 772           | 3 693   | 12 366  | 5 709             | 21 768           | 56 540                            | 94,10   | 5,90   | 61,50  |
| BENER MERIAH                                | 60 943                              | 870                               | 61 813           | 8 211   | 9 833   | 5 973             | 24 017           | 85 830                            | 98,59   | 1,41   | 72,02  |
| PIDIE JAYA                                  | 56 235                              | 5 238                             | 61 473           | 8 295   | 20 423  | 6 712             | 35 430           | 96 903                            | 91,48   | 8,52   | 63,44  |
| KOTA BANDA ACEH                             | 90 944                              | 7 029                             | 97 973           | 25 771  | 36 529  | 11 428            | 73 728           | 171 701                           | 92,83   | 7,17   | 57,06  |
| KOTA SABANG                                 | 11 227                              | 1 182                             | 12 409           | 2 367   | 5 997   | 1 130             | 9 494            | 21 903                            | 90,47   | 9,53   | 56,65  |
| KOTA LANGSA                                 | 55 837                              | 5 383                             | 61 220           | 8 021   | 27 681  | 7 110             | 42 812           | 104 032                           | 91,21   | 8,79   | 58,85  |
| KOTA LHOKEUMAWE                             | 58 804                              | 7 181                             | 65 985           | 16 320  | 28 967  | 7 956             | 53 243           | 119 228                           | 89,12   | 10,88  | 55,34  |
| KOTA SUBULUSSALAM                           | 22 954                              | 2 065                             | 25 019           | 7 239   | 7 917   | 1 681             | 16 837           | 41 856                            | 91,75   | 8,25   | 59,77  |
| <b>JUMLAH<br/>TOTAL</b>                     | <b>1 798 547</b>                    | <b>179 944</b>                    | <b>1 978 491</b> | <b>364 089</b>                                | <b>647 495</b>                                  | <b>212 889</b>    | <b>1 224 473</b> | <b>3 202 964</b>                  | <b>90,90</b>  | <b>9,10</b>  | <b>61,77</b>   |

CATATAN/NOTE:

\*) LIHAT PENJELASAN TABEL 01/LOOK AT TABLE'S 01 NOTE

TABEL 03.2  
TABLE

PENDUDUK ACEH BERUMUR 15 TAHUN KE ATAS MENURUT KABUPATEN/KOTA DAN KEGIATAN SELAMA SEMINGGU YANG LALU  
ACEH POPULATION 15 YEARS OF AGE AND OVER BY REGENCY/MUNICIPALITY AND TYPE OF ACTIVITY DURING THE PREVIOUS WEEK  
(AGUSTUS/AUGUST 2012)

| PERKOTAAN / URBAN                           |                                     |                                   |                 |   |   |                   |                 | LAKI-LAKI+PEREMPUAN / MALE+FEMALE |   |  |  |
|---|-------------------------------------|-----------------------------------|-----------------|---|---|-------------------|-----------------|-----------------------------------|---|--|--|
| KABUPATEN/ KOTA<br>REGENCY/<br>MUNICIPALITY | ANGKATAN KERJA<br>ECONOMICAL ACTIVE |                                   |                 | BUKAN ANGKATAN KERJA<br>NOT ECONOMICAL ACTIVE |   |                   |                 | JUMLAH<br>TOTAL                   | % BEKERJA<br>TERHADAP<br>ANGKATAN<br>KERJA%<br>WORKING TO<br>ECONOMICALLY<br>ACTIVE | TINGKAT<br>PENGANGGURAN<br>TERBUKA (TPT)<br>UNEMPLOYMENT<br>RATE (%) | % ANGKATAN<br>KERJA TERHADAP<br>PENDUDUK USIA<br>KERJA<br>% ECONOMICALLY<br>ACTIVE TO<br>WORKING AGE<br>POPULATION |
|   | BEKERJA<br>WORKING                  | PENGANGGURAN<br>UNEMPLOYMENT<br>) | JUMLAH<br>TOTAL | SEKOLAH<br>SCHOOL                             | MENGURUS<br>RUMAH<br>TANGGA<br>HOUSE<br>KEEPING | LAINNYA<br>OTHERS | JUMLAH<br>TOTAL |                                   |   |  |  |
| (1)   | (2)                                 | (3)                               | (4)             | (5)   | (6)   | (7)               | (8)             | (9)                               | (10)  | (11)   | (12)   |
| SIMEULUE                                    | 5 884                               | 715                               | 6 599           | 1 163   | 1 980   | 568               | 3 711           | 10 310                            | 89.17   | 10.83  | 64.01  |
| ACEH SINGKIL                                | 8 415                               | 820                               | 9 235           | 2 014   | 3 351   | 1 027             | 6 392           | 15 627                            | 91.12   | 8.88   | 59.10  |
| ACEH SELATAN                                | 11 067                              | 815                               | 11 882          | 2 016   | 5 292   | 2 562             | 9 870           | 21 752                            | 93.14   | 6.86   | 54.62  |
| ACEH TENGGARA                               | 12 557                              | 1 067                             | 13 624          | 1 318   | 2 252   | 2 571             | 6 141           | 19 765                            | 92.17   | 7.83   | 68.93  |
| ACEH TIMUR                                  | 14 063                              | 1 915                             | 15 978          | 2 908   | 8 130   | 1 668             | 12 706          | 28 684                            | 88.01   | 11.99  | 55.70  |
| ACEH TENGAH                                 | 21 923                              | 715                               | 22 638          | 4 086   | 3 994   | 1 544             | 9 624           | 32 262                            | 96.84   | 3.16   | 70.17  |
| ACEH BARAT                                  | 20 577                              | 1 636                             | 22 213          | 4 926   | 7 816   | 1 884             | 14 626          | 36 839                            | 92.63   | 7.37   | 60.30  |
| ACEH BESAR                                  | 34 599                              | 6 843                             | 41 442          | 12 224  | 13 008  | 6 105             | 31 337          | 72 779                            | 83.49   | 16.51  | 56.94  |
| PIDIE                                       | 22 680                              | 2 707                             | 25 387          | 2 560   | 9 081   | 4 039             | 15 680          | 41 067                            | 89.34   | 10.66  | 61.82  |
| BIREUEN                                     | 33 582                              | 4 085                             | 37 667          | 9 812   | 13 351  | 4 441             | 27 604          | 65 271                            | 89.15   | 10.85  | 57.71  |
| ACEH UTARA                                  | 34 200                              | 5 556                             | 39 756          | 9 673   | 12 497  | 2 854             | 25 024          | 64 780                            | 86.02   | 13.98  | 61.37  |
| ACEH BARAT DAYA                             | 8 616                               | 899                               | 9 515           | 1 261   | 4 378   | 2 310             | 7 949           | 17 464                            | 90.55   | 9.45   | 54.48  |
| GAYO LUES                                   | 5 897                               | 375                               | 6 272           | 1 113   | 1 038   | 508               | 2 659           | 8 931                             | 94.02   | 5.98   | 70.23  |
| ACEH TAMIANG                                | 31 475                              | 5 056                             | 36 531          | 5 072   | 13 494  | 2 393             | 20 959          | 57 490                            | 86.16   | 13.84  | 63.54  |
| NAGAN RAYA                                  | 6 848                               | 70                                | 6 918           | 1 197   | 1 525   | 270               | 2 992           | 9 910                             | 98.99   | 1.01   | 69.81  |
| ACEH JAYA                                   | 2 082                               | 108                               | 2 190           | 200   | 855   | 721               | 1 776           | 3 966                             | 95.07   | 4.93   | 55.22  |
| BENER MERIAH                                | 11 771                              | 434                               | 12 205          | 1 867   | 1 806   | 1 008             | 4 681           | 16 886                            | 96.44   | 3.56   | 72.28  |
| PIDIE JAYA                                  | 3 760                               | 501                               | 4 261           | 1 100   | 1 380   | 599               | 3 079           | 7 340                             | 88.24   | 11.76  | 58.05  |
| KOTA BANDA ACEH                             | 90 944                              | 7 029                             | 97 973          | 25 771  | 36 529  | 11 428            | 73 728          | 171 701                           | 92.83   | 7.17   | 57.06  |
| KOTA SABANG                                 | 6 956                               | 952                               | 7 908           | 1 397   | 3 337   | 776               | 5 510           | 13 418                            | 87.96   | 12.04  | 58.94  |
| KOTA LANGSA                                 | 46 988                              | 3 939                             | 50 927          | 7 261   | 23 675  | 4 928             | 35 864          | 86 791                            | 92.27   | 7.73   | 58.68  |
| KOTA LHOKEUMAWE                             | 44 972                              | 4 274                             | 49 246          | 14 204  | 20 707  | 5 404             | 40 315          | 89 561                            | 91.32   | 8.68   | 54.99  |
| KOTA SUBULUSSALAM                           | 4 115                               | 756                               | 4 871           | 1 387   | 1 397   | 376               | 3 160           | 8 031                             | 84.48   | 15.52  | 60.65  |
| <b>JUMLAH<br/>TOTAL</b>                     | 483 971                             | 51 267                            | 535 238         | 114 530                                       | 190 873   | 59 984            | 365 387         | 900 625                           | 90.42   | 9.58   | 59.43  |

CATATAN/NOTE:

\*) LIHAT PENJELASAN TABEL 01/LOOK AT TABLE'S 01 NOTE

TABEL 03.3  
TABLE

PENDUDUK ACEH BERUMUR 15 TAHUN KE ATAS MENURUT KABUPATEN/KOTA DAN KEGIATAN SELAMA SEMINGGU YANG LALU  
ACEH POPULATION 15 YEARS OF AGE AND OVER BY REGENCY/MUNICIPALITY AND TYPE OF ACTIVITY DURING THE PREVIOUS WEEK  
(AGUSTUS/AUGUST 2012)

| PERDESAAN / RURAL                           |                                     |                                   |                  |  |   |                   |                 | LAKI-LAKI+PEREMPUAN / MALE+FEMALE |   |  |   |
|---|-------------------------------------|-----------------------------------|------------------|--|---|-------------------|-----------------|-----------------------------------|---|--|---|
| KABUPATEN/ KOTA<br>REGENCY/<br>MUNICIPALITY | ANGKATAN KERJA<br>ECONOMICAL ACTIVE |                                   |                  | BUKAN ANKATAN KERJA<br>NOT ECONOMICAL ACTIVE |   |                   |                 | JUMLAH<br>TOTAL                   | % BEKERJA<br>TERHADAP<br>ANGKATAN<br>KERJA%<br>WORKING TO<br>ECONOMICALLY<br>ACTIVE | TINGKAT<br>PENGANGGURAN<br>TERBUKA (TPT)<br>UNEMPLOYMENT<br>RATE (%) | % ANKATAN<br>KERJA TERHADAP<br>PENDUDUK USIA<br>KERJA<br>% ECONOMICALLY<br>ACTIVE TO<br>WORKING AGE<br>POPULATION |
|   | BEKERJA<br>WORKING                  | PENGANGGURAN<br>UNEMPLOYMENT<br>) | JUMLAH<br>TOTAL  | SEKOLAH<br>SCHOOL                            | MENGURUS<br>RUMAH<br>TANGGA<br>HOUSE<br>KEEPING | LAINNYA<br>OTHERS | JUMLAH<br>TOTAL |                                   |   |  |   |
| (1)   | (2)                                 | (3)                               | (4)              | (5)  | (6)   | (7)               | (8)             | (9)                               | (10)  | (11)   | (12)  |
| SIMEULUE                                    | 24 772                              | 1 949                             | 26 721           | 4 878  | 10 060  | 3 057             | 17 995          | 44 716                            | 92.71   | 7.29   | 59.76   |
| ACEH SINGKIL                                | 28 955                              | 2 858                             | 31 813           | 6 036  | 11 149  | 1 407             | 18 592          | 50 405                            | 91.02   | 8.98   | 63.11   |
| ACEH SELATAN                                | 73 071                              | 5 722                             | 78 793           | 5 252  | 29 445  | 11 671            | 46 368          | 125 161                           | 92.74   | 7.26   | 62.95   |
| ACEH TENGGARA                               | 59 148                              | 9 689                             | 68 837           | 15 121                                       | 11 287  | 5 640             | 32 048          | 100 885                           | 85.92   | 14.08  | 68.23   |
| ACEH TIMUR                                  | 129 936                             | 9 358                             | 139 294          | 20 625                                       | 46 107  | 11 903            | 78 635          | 217 929                           | 93.28   | 6.72   | 63.92   |
| ACEH TENGAH                                 | 60 680                              | 1 159                             | 61 839           | 12 316                                       | 13 745  | 2 815             | 28 876          | 90 715                            | 98.13   | 1.87   | 68.17   |
| ACEH BARAT                                  | 48 933                              | 2 969                             | 51 902           | 13 715                                       | 22 694  | 3 489             | 39 898          | 91 800                            | 94.28   | 5.72   | 56.54   |
| ACEH BESAR                                  | 98 711                              | 13 346                            | 112 057          | 23 440                                       | 36 659  | 12 175            | 72 274          | 184 331                           | 88.09   | 11.91  | 60.79   |
| PIDIE                                       | 143 829                             | 10 196                            | 154 025          | 14 926                                       | 42 441  | 23 402            | 80 769          | 234 794                           | 93.38   | 6.62   | 65.60   |
| BIREUEN                                     | 121 589                             | 13 108                            | 134 697          | 29 003                                       | 44 134  | 12 340            | 85 477          | 220 174                           | 90.27   | 9.73   | 61.18   |
| ACEH UTARA                                  | 156 391                             | 29 335                            | 185 726          | 55 020                                       | 54 038  | 14 960            | 124 018         | 309 744                           | 84.21   | 15.79  | 59.96   |
| ACEH BARAT DAYA                             | 35 410                              | 5 089                             | 40 499           | 5 176  | 19 418  | 9 631             | 34 225          | 74 724                            | 87.43   | 12.57  | 54.20   |
| GAYO LUES                                   | 32 676                              | 806                               | 33 482           | 1 147  | 6 841   | 3 830             | 11 818          | 45 300                            | 97.59   | 2.41   | 73.91   |
| ACEH TAMIANG                                | 72 757                              | 5 489                             | 78 246           | 3 566  | 27 776  | 8 749             | 40 091          | 118 337                           | 92.98   | 7.02   | 66.12   |
| NAGAN RAYA                                  | 49 643                              | 4 596                             | 54 239           | 12 608                                       | 20 801  | 5 377             | 38 786          | 93 025                            | 91.53   | 8.47   | 58.31   |
| ACEH JAYA                                   | 30 637                              | 1 945                             | 32 582           | 3 493  | 11 511  | 4 988             | 19 992          | 52 574                            | 94.03   | 5.97   | 61.97   |
| BENER MERIAH                                | 49 172                              | 436                               | 49 608           | 6 344  | 8 027   | 4 965             | 19 336          | 68 944                            | 99.12   | 0.88   | 71.95   |
| PIDIE JAYA                                  | 52 475                              | 4 737                             | 57 212           | 7 195  | 19 043  | 6 113             | 32 351          | 89 563                            | 91.72   | 8.28   | 63.88   |
| KOTA BANDA ACEH                             | -                                   | -                                 | -                | -  | -   | -                 | -               | -                                 | -   | -  | -   |
| KOTA SABANG                                 | 4 271                               | 230                               | 4 501            | 970  | 2 660   | 354               | 3 984           | 8 485                             | 94.89   | 5.11   | 53.05   |
| KOTA LANGSA                                 | 8 849                               | 1 444                             | 10 293           | 760  | 4 006   | 2 182             | 6 948           | 17 241                            | 85.97   | 14.03  | 59.70   |
| KOTA LHOKEUMAWA                             | 13 832                              | 2 907                             | 16 739           | 2 116  | 8 260   | 2 552             | 12 928          | 29 667                            | 82.63   | 17.37  | 56.42   |
| KOTA SUBULUSSALAM                           | 18 839                              | 1 309                             | 20 148           | 5 852  | 6 520   | 1 305             | 13 677          | 33 825                            | 93.50   | 6.50   | 59.57   |
| <b>JUMLAH<br/>TOTAL</b>                     | <b>1 314 576</b>                    | <b>128 677</b>                    | <b>1 443 253</b> | <b>249 559</b>                               | <b>456 622</b>                                  | <b>152 905</b>    | <b>859 086</b>  | <b>2 302 339</b>                  | <b>91.08</b>  | <b>8.92</b>  | <b>62.69</b>  |

CATATAN/NOTE:

\*) LIHAT PENJELASAN TABEL 01/LOOK AT TABLE'S 01 NOTE

TABEL 03.4  
TABLE

PENDUDUK ACEH BERUMUR 15 TAHUN KE ATAS MENURUT KABUPATEN/KOTA DAN KEGIATAN SELAMA SEMINGGU YANG LALU  
ACEH POPULATION 15 YEARS OF AGE AND OVER BY REGENCY/MUNICIPALITY AND TYPE OF ACTIVITY DURING THE PREVIOUS WEEK  
(AGUSTUS/AUGUST 2012)

| PERKOTAAN+PERDESAAN /URBAN+RURAL            |                                     |                                   |                  |  |   |                   |                 |                  |   |  | LAKI-LAKI / MALE  |
|---|-------------------------------------|-----------------------------------|------------------|--|---|-------------------|-----------------|------------------|---|--|---|
| KABUPATEN/ KOTA<br>REGENCY/<br>MUNICIPALITY | ANGKATAN KERJA<br>ECONOMICAL ACTIVE |                                   |                  | BUKAN ANKATAN KERJA<br>NOT ECONOMICAL ACTIVE |   |                   |                 | JUMLAH<br>TOTAL  | % BEKERJA<br>TERHADAP<br>ANGKATAN<br>KERJA%<br>WORKING TO<br>ECONOMICALLY<br>ACTIVE | TINGKAT<br>PENGANGGURAN<br>TERBUKA (TPT)<br>UNEMPLOYMENT<br>RATE (%) | % ANKATAN<br>KERJA TERHADAP<br>PENDUDUK USIA<br>KERJA<br>% ECONOMICALLY<br>ACTIVE TO<br>WORKING AGE<br>POPULATION |
|   | BEKERJA<br>WORKING                  | PENGANGGURAN<br>UNEMPLOYMENT<br>) | JUMLAH<br>TOTAL  | SEKOLAH<br>SCHOOL                            | MENGURUS<br>RUMAH<br>TANGGA<br>HOUSE<br>KEEPING | LAINNYA<br>OTHERS | JUMLAH<br>TOTAL |                  |   |  |   |
| (1)   | (2)                                 | (3)                               | (4)              | (5)  | (6)   | (7)               | (8)             | (9)              | (10)  | (11)   | (12)  |
| SIMEULUE                                    | 21 112                              | 1 671                             | 22 783           | 3 146  | 81  | 2 189             | 5 416           | 28 199           | 92.67   | 7.33   | 80.79   |
| ACEH SINGKIL                                | 26 488                              | 2 060                             | 28 548           | 3 066  | 54  | 1 554             | 4 674           | 33 222           | 92.78   | 7.22   | 85.93   |
| ACEH SELATAN                                | 53 874                              | 3 489                             | 57 363           | 3 600  | 561   | 9 472             | 13 633          | 70 996           | 93.92   | 6.08   | 80.80   |
| ACEH TENGGARA                               | 41 115                              | 5 500                             | 46 615           | 7 612  | 478   | 4 414             | 12 504          | 59 119           | 88.20   | 11.80  | 78.85   |
| ACEH TIMUR                                  | 95 806                              | 5 466                             | 101 272          | 11 623                                       | 473   | 8 316             | 20 412          | 121 684          | 94.60   | 5.40   | 83.23   |
| ACEH TENGAH                                 | 50 074                              | 883                               | 50 957           | 7 753  | 699   | 2 712             | 11 164          | 62 121           | 98.27   | 1.73   | 82.03   |
| ACEH BARAT                                  | 48 593                              | 2 242                             | 50 835           | 9 046  | 1 214   | 4 044             | 14 304          | 65 139           | 95.59   | 4.41   | 78.04   |
| ACEH BESAR                                  | 90 856                              | 8 548                             | 99 404           | 17 737                                       | 2 222   | 12 267            | 32 226          | 131 630          | 91.40   | 8.60   | 75.52   |
| PIDIE                                       | 95 499                              | 9 237                             | 104 736          | 8 778  | 888   | 16 205            | 25 871          | 130 607          | 91.18   | 8.82   | 80.19   |
| BIREUEN                                     | 100 241                             | 10 164                            | 110 405          | 16 450                                       | 530   | 9 532             | 26 512          | 136 917          | 90.79   | 9.21   | 80.64   |
| ACEH UTARA                                  | 120 568                             | 20 776                            | 141 344          | 29 989                                       | 514   | 10 545            | 41 048          | 182 392          | 85.30   | 14.70  | 77.49   |
| ACEH BARAT DAYA                             | 32 826                              | 3 097                             | 35 923           | 2 619  | 49  | 6 590             | 9 258           | 45 181           | 91.38   | 8.62   | 79.51   |
| GAYO LUES                                   | 22 636                              | 688                               | 23 324           | 1 243  | 76  | 2 179             | 3 498           | 26 822           | 97.05   | 2.95   | 86.96   |
| ACEH TAMIANG                                | 72 763                              | 5 286                             | 78 049           | 3 616  | 544   | 5 980             | 10 140          | 88 189           | 93.23   | 6.77   | 88.50   |
| NAGAN RAYA                                  | 38 694                              | 2 352                             | 41 046           | 6 889  | 253   | 3 478             | 10 620          | 51 666           | 94.27   | 5.73   | 79.44   |
| ACEH JAYA                                   | 23 103                              | 1 136                             | 24 239           | 1 528  | 279   | 3 599             | 5 406           | 29 645           | 95.31   | 4.69   | 81.76   |
| BENER MERIAH                                | 35 300                              | 433                               | 35 733           | 4 217  | 244   | 3 319             | 7 780           | 43 513           | 98.79   | 1.21   | 82.12   |
| PIDIE JAYA                                  | 35 182                              | 2 427                             | 37 609           | 3 294  | 296   | 5 181             | 8 771           | 46 380           | 93.55   | 6.45   | 81.09   |
| KOTA BANDA ACEH                             | 58 731                              | 2 970                             | 61 701           | 14 466                                       | 3 415   | 8 854             | 26 735          | 88 436           | 95.19   | 4.81   | 69.77   |
| KOTA SABANG                                 | 7 957                               | 771                               | 8 728            | 1 205  | 231   | 862               | 2 298           | 11 026           | 91.17   | 8.83   | 79.16   |
| KOTA LANGSA                                 | 37 311                              | 2 645                             | 39 956           | 3 512  | 2 742   | 4 494             | 10 748          | 50 704           | 93.38   | 6.62   | 78.80   |
| KOTA LHOKEUMAWE                             | 42 434                              | 3 145                             | 45 579           | 8 218  | 550   | 4 039             | 12 807          | 58 386           | 93.10   | 6.90   | 78.06   |
| KOTA SUBULUSSALAM                           | 15 589                              | 933                               | 16 522           | 3 524  | -   | 882               | 4 406           | 20 928           | 94.35   | 5.65   | 78.95   |
| <b>JUMLAH<br/>TOTAL</b>                     | <b>1 166 752</b>                    | <b>95 919</b>                     | <b>1 262 671</b> | <b>173 131</b>                               | <b>16 393</b>                                   | <b>130 707</b>    | <b>320 231</b>  | <b>1 582 902</b> | <b>92.40</b>  | <b>7.60</b>  | <b>79.77</b>  |

CATATAN/NOTE:

\*) LIHAT PENJELASAN TABEL 01/LOOK AT TABLE'S 01 NOTE

TABEL 03.5  
TABLE

PENDUDUK ACEH BERUMUR 15 TAHUN KE ATAS MENURUT KABUPATEN/KOTA DAN KEGIATAN SELAMA SEMINGGU YANG LALU  
ACEH POPULATION 15 YEARS OF AGE AND OVER BY REGENCY/MUNICIPALITY AND TYPE OF ACTIVITY DURING THE PREVIOUS WEEK  
(AGUSTUS/AUGUST 2012)

| KABUPATEN/ KOTA<br>REGENCY/<br>MUNICIPALITY | PERKOTAAN+PERDESAAN /URBAN+RURAL    |                                   |                 |                   |   |                   |                 | PEREMPUAN / FEMALE |   |  |  |
|---|-------------------------------------|-----------------------------------|-----------------|-------------------|---|-------------------|-----------------|--------------------|---|--|--|
|   | ANGKATAN KERJA<br>ECONOMICAL ACTIVE |                                   |                 |                   | BUKAN ANKATAN KERJA<br>NOT ECONOMICAL ACTIVE    |                   |                 | JUMLAH<br>TOTAL    | % BEKERJA<br>TERHADAP<br>ANGKATAN<br>KERJA%<br>WORKING TO<br>ECONOMICALLY<br>ACTIVE | TINGKAT<br>PENGANGGURAN<br>TERBUKA (TPT)<br>UNEMPLOYMENT<br>RATE (%) | % ANGKATAN<br>KERJA TERHADAP<br>PENDUDUK USIA<br>KERJA<br>% ECONOMICALLY<br>ACTIVE TO<br>WORKING AGE<br>POPULATION |
|   | BEKERJA<br>WORKING                  | PENGANGGURAN<br>UNEMPLOYMENT<br>) | JUMLAH<br>TOTAL | SEKOLAH<br>SCHOOL | MENGURUS<br>RUMAH<br>TANGGA<br>HOUSE<br>KEEPING | LAINNYA<br>OTHERS | JUMLAH<br>TOTAL |                    |   |  |  |
| (1)   | (2)                                 | (3)                               | (4)             | (5)               | (6)   | (7)               | (8)             | (9)                | (10)  | (11)   | (12)   |
| SIMEULUE                                    | 9 544                               | 993                               | 10 537          | 2 895             | 11 959  | 1 436             | 16 290          | 26 827             | 90.58   | 9.42   | 39.28  |
| ACEH SINGKIL                                | 10 882                              | 1 618                             | 12 500          | 4 984             | 14 446  | 880               | 20 310          | 32 810             | 87.06   | 12.94  | 38.10  |
| ACEH SELATAN                                | 30 264                              | 3 048                             | 33 312          | 3 668             | 34 176  | 4 761             | 42 605          | 75 917             | 90.85   | 9.15   | 43.88  |
| ACEH TENGGARA                               | 30 590                              | 5 256                             | 35 846          | 8 827             | 13 061  | 3 797             | 25 685          | 61 531             | 85.34   | 14.66  | 58.26  |
| ACEH TIMUR                                  | 48 193                              | 5 807                             | 54 000          | 11 910            | 53 764  | 5 255             | 70 929          | 124 929            | 89.25   | 10.75  | 43.22  |
| ACEH TENGAH                                 | 32 529                              | 991                               | 33 520          | 8 649             | 17 040  | 1 647             | 27 336          | 60 856             | 97.04   | 2.96   | 55.08  |
| ACEH BARAT                                  | 20 917                              | 2 363                             | 23 280          | 9 595             | 29 296  | 1 329             | 40 220          | 63 500             | 89.85   | 10.15  | 36.66  |
| ACEH BESAR                                  | 42 454                              | 11 641                            | 54 095          | 17 927            | 47 445  | 6 013             | 71 385          | 125 480            | 78.48   | 21.52  | 43.11  |
| PIDIE                                       | 71 010                              | 3 666                             | 74 676          | 8 708             | 50 634  | 11 236            | 70 578          | 145 254            | 95.09   | 4.91   | 51.41  |
| BIREUEN                                     | 54 930                              | 7 029                             | 61 959          | 22 365            | 56 955  | 7 249             | 86 569          | 148 528            | 88.66   | 11.34  | 41.72  |
| ACEH UTARA                                  | 70 023                              | 14 115                            | 84 138          | 34 704            | 66 021  | 7 269             | 107 994         | 192 132            | 83.22   | 16.78  | 43.79  |
| ACEH BARAT DAYA                             | 11 200                              | 2 891                             | 14 091          | 3 818             | 23 747  | 5 351             | 32 916          | 47 007             | 79.48   | 20.52  | 29.98  |
| GAYO LUES                                   | 15 937                              | 493                               | 16 430          | 1 017             | 7 803   | 2 159             | 10 979          | 27 409             | 97.00   | 3.00   | 59.94  |
| ACEH TAMIANG                                | 31 469                              | 5 259                             | 36 728          | 5 022             | 40 726  | 5 162             | 50 910          | 87 638             | 85.68   | 14.32  | 41.91  |
| NAGAN RAYA                                  | 17 797                              | 2 314                             | 20 111          | 6 916             | 22 073  | 2 169             | 31 158          | 51 269             | 88.49   | 11.51  | 39.23  |
| ACEH JAYA                                   | 9 616                               | 917                               | 10 533          | 2 165             | 12 087  | 2 110             | 16 362          | 26 895             | 91.29   | 8.71   | 39.16  |
| BENER MERIAH                                | 25 643                              | 437                               | 26 080          | 3 994             | 9 589   | 2 654             | 16 237          | 42 317             | 98.32   | 1.68   | 61.63  |
| PIDIE JAYA                                  | 21 053                              | 2 811                             | 23 864          | 5 001             | 20 127  | 1 531             | 26 659          | 50 523             | 88.22   | 11.78  | 47.23  |
| KOTA BANDA ACEH                             | 32 213                              | 4 059                             | 36 272          | 11 305            | 33 114  | 2 574             | 46 993          | 83 265             | 88.81   | 11.19  | 43.56  |
| KOTA SABANG                                 | 3 270                               | 411                               | 3 681           | 1 162             | 5 766   | 268               | 7 196           | 10 877             | 88.83   | 11.17  | 33.84  |
| KOTA LANGSA                                 | 18 526                              | 2 738                             | 21 264          | 4 509             | 24 939  | 2 616             | 32 064          | 53 328             | 87.12   | 12.88  | 39.87  |
| KOTA LHOKEUMAWE                             | 16 370                              | 4 036                             | 20 406          | 8 102             | 28 417  | 3 917             | 40 436          | 60 842             | 80.22   | 19.78  | 33.54  |
| KOTA SUBULUSSALAM                           | 7 365                               | 1 132                             | 8 497           | 3 715             | 7 917   | 799               | 12 431          | 20 928             | 86.68   | 13.32  | 40.60  |
| <b>JUMLAH<br/>TOTAL</b>                     | 631 795                             | 84 025                            | 715 820         | 190 958           | 631 102   | 82 182            | 904 242         | 1 620 062          | 88.26   | 11.74  | 44.18  |

CATATAN/NOTE:

\*) LIHAT PENJELASAN TABEL 01/LOOK AT TABLE'S 01 NOTE

TABEL  
TABLE 04.1

PENDUDUK ACEH BERUMUR 15 TAHUN KE ATAS YANG TERMASUK ANGKATAN KERJA MENURUT GOLONGAN UMUR DAN PENDIDIKAN TERTINGGI YANG DITAMATKAN  
ACEH POPULATION 15 YEARS OF AGE AND OVER WHO ARE IN LABOR FORCE BY AGE GROUP AND EDUCATIONAL ATTAINMENT  
(AGUSTUS/AUGUST 2012)

PERKOTAAN+PERDESAAN /URBAN+RURAL

LAKI-LAKI+PEREMPUAN / MALE+FEMALE

| GOLONGAN UMUR<br>AGE GROUP | TIDAK/BLM<br>PERNAH SEKOLAH<br>NOT ATTENDING<br>SCHOOL | TIDAK/BLM TAMAT SD<br>DID NOT<br>COMPLETE/NOT YET<br>COMPLETED PRIMARY<br>SCHOOL | PENDIDIKAN TERTINGGI YANG DITAMATKAN/<br>EDUCATIONAL ATTAINMENT |                                  |                               |                        |  |   | JUMLAH<br>TOTAL  |
|----------------------------|--|--|---|----------------------------------|-------------------------------|------------------------|--|---|------------------|
|                            |  |  | SEKOLAH<br>DASAR<br>PRIMARY<br>SCHOOL                           | S L T P<br>JUNIOR HIGH<br>SCHOOL | S L T A<br>SENIOR HIGH SCHOOL |                        | DIPLOMA<br>I/II/III<br>AKADEMI<br>DIPLOMA<br>I/II/III<br>ACADEMY | DIPLOMA<br>IV/UNIVERSITAS<br>DIPLOMA<br>IV/UNIVERSITY |                  |
|                            |  |  |   |                                  | UMUM<br>GENERAL               | KEJURUAN<br>VOCATIONAL |  |   |                  |
| (1)                        | (2)  | (3)  | (4)   | (5)                              | (6)                           | (7)                    | (8)  | (9)   | (10)             |
| 15 - 19                    | 741  | 6 067  | 18 165  | 42 280                           | 33 926                        | 6 576                  | 149  | -   | 107 904          |
| 20 - 24                    | 889  | 6 915  | 28 286  | 52 927                           | 117 453                       | 14 133                 | 14 968   | 11 008  | 246 579          |
| 25 - 29                    | 918  | 9 929  | 45 118  | 64 515                           | 99 574                        | 12 761                 | 27 984   | 28 946  | 289 745          |
| 30 - 34                    | 3 325  | 20 338   | 67 650  | 84 912                           | 81 435                        | 12 704                 | 18 787   | 25 310  | 314 461          |
| 35 - 39                    | 3 368  | 19 344   | 55 015  | 71 315                           | 61 462                        | 10 373                 | 12 289   | 19 499  | 252 665          |
| 40 - 44                    | 5 143  | 21 644   | 55 854  | 55 715                           | 53 339                        | 11 439                 | 6 978  | 21 583  | 231 695          |
| 45 - 49                    | 5 416  | 24 717   | 53 097  | 27 100                           | 34 209                        | 5 644                  | 6 652  | 18 851  | 175 686          |
| 50 - 54                    | 8 708  | 29 605   | 55 840  | 21 304                           | 17 142                        | 3 417                  | 4 502  | 14 784  | 155 302          |
| 55 - 59                    | 5 351  | 15 410   | 36 521  | 11 892                           | 8 319                         | 2 340                  | 1 900  | 3 574   | 85 307           |
| 60 +                       | 18 006   | 33 922   | 44 965  | 12 283                           | 5 203                         | 2 206                  | 1 266  | 1 296   | 119 147          |
| <b>JUMLAH<br/>TOTAL</b>    | <b>51 865</b>  | <b>187 891</b>   | <b>460 511</b>  | <b>444 243</b>                   | <b>512 062</b>                | <b>81 593</b>          | <b>95 475</b>  | <b>144 851</b>  | <b>1 978 491</b> |



TABEL  
TABLE 04.2

PENDUDUK ACEH BERUMUR 15 TAHUN KE ATAS YANG TERMASUK ANGKATAN KERJA MENURUT GOLONGAN UMUR DAN PENDIDIKAN TERTINGGI YANG DITAMATKAN  
ACEH POPULATION 15 YEARS OF AGE AND OVER WHO ARE IN LABOR FORCE BY AGE GROUP AND EDUCATIONAL ATTAINMENT  
(AGUSTUS/AUGUST 2012)

LAKI-LAKI+PEREMPUAN / MALE+FEMALE

PERKOTAAN /URBAN

| GOLONGAN UMUR<br>AGE GROUP | TIDAK/BLM<br>PERNAH SEKOLAH<br>NOT ATTENDING<br>SCHOOL | TIDAK/BLM TAMAT SD<br>DID NOT<br>COMPLETE/NOT YET<br>COMPLETED PRIMARY<br>SCHOOL | PENDIDIKAN TERTINGGI YANG DITAMATKAN/<br>EDUCATIONAL ATTAINMENT |                                  |                               |                        |  |   | JUMLAH<br>TOTAL |
|----------------------------|--|--|---|----------------------------------|-------------------------------|------------------------|--|---|-----------------|
|                            |  |  | SEKOLAH<br>DASAR<br>PRIMARY<br>SCHOOL                           | S L T P<br>JUNIOR HIGH<br>SCHOOL | S L T A<br>SENIOR HIGH SCHOOL |                        | DIPLOMA<br>I/II/III<br>AKADEMI<br>DIPLOMA<br>I/II/III<br>ACADEMY | DIPLOMA<br>IV/UNIVERSITAS<br>DIPLOMA<br>IV/UNIVERSITY |                 |
|                            |  |  |   |                                  | UMUM<br>GENERAL               | KEJURUAN<br>VOCATIONAL |  |   |                 |
| (1)                        | (2)  | (3)  | (4)   | (5)                              | (6)                           | (7)                    | (8)  | (9)   | (10)            |
| 15 - 19                    | -  | 1 374  | 2 271   | 5 617                            | 9 229                         | 2 273                  | 149  | -   | 20 913          |
| 20 - 24                    | 54   | 1 220  | 3 698   | 8 265                            | 35 421                        | 6 855                  | 7 559  | 5 892   | 68 964          |
| 25 - 29                    | -  | 2 525  | 6 904   | 12 114                           | 33 719                        | 5 572                  | 11 990   | 14 656  | 87 480          |
| 30 - 34                    | -  | 2 607  | 9 074   | 18 351                           | 26 966                        | 7 167                  | 6 528  | 13 318  | 84 011          |
| 35 - 39                    | 29   | 4 134  | 6 758   | 15 856                           | 23 406                        | 5 994                  | 3 837  | 10 987  | 71 001          |
| 40 - 44                    | 722  | 2 947  | 8 554   | 10 969                           | 21 090                        | 6 650                  | 3 872  | 10 769  | 65 573          |
| 45 - 49                    | 499  | 2 321  | 8 508   | 5 350                            | 15 620                        | 3 076                  | 2 948  | 10 076  | 48 398          |
| 50 - 54                    | 572  | 3 959  | 9 589   | 7 725                            | 6 671                         | 1 794                  | 1 733  | 8 837   | 40 880          |
| 55 - 59                    | 398  | 2 898  | 7 350   | 3 951                            | 4 077                         | 1 590                  | 1 059  | 1 903   | 23 226          |
| 60 +                       | 819  | 5 364  | 9 717   | 3 813                            | 2 298                         | 1 601                  | 145  | 1 035   | 24 792          |
| <b>JUMLAH<br/>TOTAL</b>    | <b>3 093</b>   | <b>29 349</b>  | <b>72 423</b>   | <b>92 011</b>                    | <b>178 497</b>                | <b>42 572</b>          | <b>39 820</b>  | <b>77 473</b>   | <b>535 238</b>  |

TABEL  
TABLE 04.3

PENDUDUK ACEH BERUMUR 15 TAHUN KE ATAS YANG TERMASUK ANGKATAN KERJA MENURUT GOLONGAN UMUR DAN PENDIDIKAN TERTINGGI YANG DITAMATKAN  
ACEH POPULATION 15 YEARS OF AGE AND OVER WHO ARE IN LABOR FORCE BY AGE GROUP AND EDUCATIONAL ATTAINMENT  
(AGUSTUS/AUGUST 2012)

LAKI-LAKI+PEREMPUAN / MALE+FEMALE

| GOLONGAN UMUR<br>AGE GROUP | TIDAK/BLM<br>PERNAH SEKOLAH<br>NOT ATTENDING<br>SCHOOL | TIDAK/BLM TAMAT SD<br>DID NOT<br>COMPLETE/NOT YET<br>COMPLETED PRIMARY<br>SCHOOL | PENDIDIKAN TERTINGGI YANG DITAMATKAN/<br>EDUCATIONAL ATTAINMENT |                                  |                               |                        |  |   | JUMLAH<br>TOTAL  |
|----------------------------|--|--|---|----------------------------------|-------------------------------|------------------------|--|---|------------------|
|                            |  |  | SEKOLAH<br>DASAR<br>PRIMARY<br>SCHOOL                           | S L T P<br>JUNIOR HIGH<br>SCHOOL | S L T A<br>SENIOR HIGH SCHOOL |                        | DIPLOMA<br>I/II/III<br>AKADEMI<br>DIPLOMA<br>I/II/III<br>ACADEMY | DIPLOMA<br>IV/UNIVERSITAS<br>DIPLOMA<br>IV/UNIVERSITY |                  |
|                            |  |  |   |                                  | UMUM<br>GENERAL               | KEJURUAN<br>VOCATIONAL |  |   |                  |
| (1)                        | (2)  | (3)  | (4)   | (5)                              | (6)                           | (7)                    | (8)  | (9)   | (10)             |
| 15 - 19                    | 741  | 4 693  | 15 894  | 36 663                           | 24 697                        | 4 303                  | -  | -   | 86 991           |
| 20 - 24                    | 835  | 5 695  | 24 588  | 44 662                           | 82 032                        | 7 278                  | 7 409  | 5 116   | 177 615          |
| 25 - 29                    | 918  | 7 404  | 38 214  | 52 401                           | 65 855                        | 7 189                  | 15 994   | 14 290  | 202 265          |
| 30 - 34                    | 3 325  | 17 731   | 58 576  | 66 561                           | 54 469                        | 5 537                  | 12 259   | 11 992  | 230 450          |
| 35 - 39                    | 3 339  | 15 210   | 48 257  | 55 459                           | 38 056                        | 4 379                  | 8 452  | 8 512   | 181 664          |
| 40 - 44                    | 4 421  | 18 697   | 47 300  | 44 746                           | 32 249                        | 4 789                  | 3 106  | 10 814  | 166 122          |
| 45 - 49                    | 4 917  | 22 396   | 44 589  | 21 750                           | 18 589                        | 2 568                  | 3 704  | 8 775   | 127 288          |
| 50 - 54                    | 8 136  | 25 646   | 46 251  | 13 579                           | 10 471                        | 1 623                  | 2 769  | 5 947   | 114 422          |
| 55 - 59                    | 4 953  | 12 512   | 29 171  | 7 941                            | 4 242                         | 750                    | 841  | 1 671   | 62 081           |
| 60 +                       | 17 187   | 28 558   | 35 248  | 8 470                            | 2 905                         | 605                    | 1 121  | 261   | 94 355           |
| <b>JUMLAH<br/>TOTAL</b>    | <b>48 772</b>  | <b>158 542</b>   | <b>388 088</b>  | <b>352 232</b>                   | <b>333 565</b>                | <b>39 021</b>          | <b>55 655</b>  | <b>67 378</b>   | <b>1 443 253</b> |

TABEL  
TABLE 04.4

PENDUDUK ACEH BERUMUR 15 TAHUN KE ATAS YANG TERMASUK ANGKATAN KERJA MENURUT GOLONGAN UMUR DAN PENDIDIKAN TERTINGGI YANG DITAMATKAN  
ACEH POPULATION 15 YEARS OF AGE AND OVER WHO ARE IN LABOR FORCE BY AGE GROUP AND EDUCATIONAL ATTAINMENT  
(AGUSTUS/AUGUST 2012)

PERKOTAAN+PERDESAAN /URBAN+RURAL

LAKI-LAKI / MALE

| GOLONGAN UMUR<br>AGE GROUP | TIDAK/BLM<br>PERNAH SEKOLAH<br>NOT ATTENDING<br>SCHOOL | TIDAK/BLM TAMAT SD<br>DID NOT<br>COMPLETE/NOT YET<br>COMPLETED PRIMARY<br>SCHOOL | PENDIDIKAN TERTINGGI YANG DITAMATKAN/<br>EDUCATIONAL ATTAINMENT |                                  |                               |                        |  |   | JUMLAH<br>TOTAL  |
|----------------------------|--|--|---|----------------------------------|-------------------------------|------------------------|--|---|------------------|
|                            |  |  | SEKOLAH<br>DASAR<br>PRIMARY<br>SCHOOL                           | S L T P<br>JUNIOR HIGH<br>SCHOOL | S L T A<br>SENIOR HIGH SCHOOL |                        | DIPLOMA<br>I/II/III<br>AKADEMI<br>DIPLOMA<br>I/II/III<br>ACADEMY | DIPLOMA<br>IV/UNIVERSITAS<br>DIPLOMA<br>IV/UNIVERSITY |                  |
|                            |  |  | (4)   | (5)                              | UMUM<br>GENERAL               | KEJURUAN<br>VOCATIONAL | (8)  | (9)   |                  |
| (1)                        | (2)  | (3)  | (4)   | (5)                              | (6)                           | (7)                    | (8)  | (9)   | (10)             |
| 15 - 19                    | 544  | 4 960  | 12 563  | 28 040                           | 19 647                        | 4 271                  | 149  | -   | 70 174           |
| 20 - 24                    | 659  | 5 048  | 20 581  | 37 616                           | 72 557                        | 9 160                  | 3 556  | 3 611   | 152 788          |
| 25 - 29                    | 696  | 6 469  | 28 275  | 44 797                           | 72 329                        | 8 574                  | 10 981   | 13 220  | 185 341          |
| 30 - 34                    | 1 600  | 11 351   | 45 082  | 58 134                           | 60 694                        | 8 708                  | 7 213  | 11 315  | 204 097          |
| 35 - 39                    | 1 241  | 13 226   | 34 921  | 46 532                           | 46 991                        | 7 268                  | 3 782  | 9 901   | 163 862          |
| 40 - 44                    | 1 824  | 10 770   | 31 811  | 38 515                           | 40 339                        | 7 651                  | 3 977  | 9 749   | 144 636          |
| 45 - 49                    | 2 282  | 12 899   | 31 350  | 20 509                           | 26 169                        | 4 015                  | 2 407  | 10 477  | 110 108          |
| 50 - 54                    | 3 043  | 17 777   | 33 624  | 14 437                           | 14 067                        | 2 249                  | 1 787  | 8 709   | 95 693           |
| 55 - 59                    | 2 600  | 8 145  | 24 482  | 8 451                            | 6 981                         | 1 741                  | 673  | 2 239   | 55 312           |
| 60 +                       | 7 816  | 21 772   | 32 177  | 10 151                           | 4 855                         | 1 844                  | 749  | 1 296   | 80 660           |
| <b>JUMLAH<br/>TOTAL</b>    | <b>22 305</b>  | <b>112 417</b>   | <b>294 866</b>  | <b>307 182</b>                   | <b>364 629</b>                | <b>55 481</b>          | <b>35 274</b>  | <b>70 517</b>   | <b>1 262 671</b> |

TABEL  
TABLE 04.5

PENDUDUK ACEH BERUMUR 15 TAHUN KE ATAS YANG TERMASUK ANGKATAN KERJA MENURUT GOLONGAN UMUR DAN PENDIDIKAN TERTINGGI YANG DITAMATKAN  
ACEH POPULATION 15 YEARS OF AGE AND OVER WHO ARE IN LABOR FORCE BY AGE GROUP AND EDUCATIONAL ATTAINMENT  
(AGUSTUS/AUGUST 2012)

PERKOTAAN+PERDESAAN /URBAN+RURAL

PEREMPUAN / FEMALE

| GOLONGAN UMUR<br>AGE GROUP | TIDAK/BLM<br>PERNAH SEKOLAH<br>NOT ATTENDING<br>SCHOOL | TIDAK/BLM TAMAT SD<br>DID NOT<br>COMPLETE/NOT YET<br>COMPLETED PRIMARY<br>SCHOOL | PENDIDIKAN TERTINGGI YANG DITAMATKAN/<br>EDUCATIONAL ATTAINMENT |                                  |                               |                        |  |   | JUMLAH<br>TOTAL |
|----------------------------|--|--|---|----------------------------------|-------------------------------|------------------------|--|---|-----------------|
|                            |  |  | SEKOLAH<br>DASAR<br>PRIMARY<br>SCHOOL                           | S L T P<br>JUNIOR HIGH<br>SCHOOL | S L T A<br>SENIOR HIGH SCHOOL |                        | DIPLOMA<br>I/II/III<br>AKADEMI<br>DIPLOMA<br>I/II/III<br>ACADEMY | DIPLOMA<br>IV/UNIVERSITAS<br>DIPLOMA<br>IV/UNIVERSITY |                 |
|                            |  |  |   |                                  | UMUM<br>GENERAL               | KEJURUAN<br>VOCATIONAL |  |   |                 |
| (1)                        | (2)  | (3)  | (4)   | (5)                              | (6)                           | (7)                    | (8)  | (9)   | (10)            |
| 15 - 19                    | 197  | 1 107  | 5 602   | 14 240                           | 14 279                        | 2 305                  | -  | -   | 37 730          |
| 20 - 24                    | 230  | 1 867  | 7 705   | 15 311                           | 44 896                        | 4 973                  | 11 412   | 7 397   | 93 791          |
| 25 - 29                    | 222  | 3 460  | 16 843  | 19 718                           | 27 245                        | 4 187                  | 17 003   | 15 726  | 104 404         |
| 30 - 34                    | 1 725  | 8 987  | 22 568  | 26 778                           | 20 741                        | 3 996                  | 11 574   | 13 995  | 110 364         |
| 35 - 39                    | 2 127  | 6 118  | 20 094  | 24 783                           | 14 471                        | 3 105                  | 8 507  | 9 598   | 88 803          |
| 40 - 44                    | 3 319  | 10 874   | 24 043  | 17 200                           | 13 000                        | 3 788                  | 3 001  | 11 834  | 87 059          |
| 45 - 49                    | 3 134  | 11 818   | 21 747  | 6 591                            | 8 040                         | 1 629                  | 4 245  | 8 374   | 65 578          |
| 50 - 54                    | 5 665  | 11 828   | 22 216  | 6 867                            | 3 075                         | 1 168                  | 2 715  | 6 075   | 59 609          |
| 55 - 59                    | 2 751  | 7 265  | 12 039  | 3 441                            | 1 338                         | 599                    | 1 227  | 1 335   | 29 995          |
| 60 +                       | 10 190   | 12 150   | 12 788  | 2 132                            | 348                           | 362                    | 517  | -   | 38 487          |
| <b>JUMLAH<br/>TOTAL</b>    | 29 560   | 75 474   | 165 645   | 137 061                          | 147 433                       | 26 112                 | 60 201   | 74 334  | 715 820         |

TABEL 05.1  
TABLE

PENDUDUK ACEH BERUMUR 15 TAHUN KE ATAS YANG TERMASUK ANGKATAN KERJA MENURUT KABUPATEN/KOTA DAN GOLONGAN UMUR  
ACEH POPULATION 15 YEARS OF AGE AND OVER WHO ARE IN LABOR FORCE BY REGENCY/MUNICIPALITY AND AGE GROUP  
(AGUSTUS/AUGUST 2012)

| KABUPATEN/KOTA<br>REGENCY/MUNICIPALITY | LAKI-LAKI+PEREMPUAN / MALE+FEMALE |                |                |                |                |                |                |                |               |                | JUMLAH<br>TOTAL  |
|--|-----------------------------------|----------------|----------------|----------------|----------------|----------------|----------------|----------------|---------------|----------------|------------------|
|  | GOLONGAN UMUR/AGE GROUP           |                |                |                |                |                |                |                |               |                |                  |
|  | 15 - 19                           | 20 - 24        | 25 - 29        | 30 - 34        | 35 - 39        | 40 - 44        | 45 - 49        | 50 - 54        | 55 - 59       | 60 +           |                  |
| (1)                                    | (2)                               | (3)            | (4)            | (5)            | (6)            | (7)            | (8)            | (9)            | (10)          | (11)           | (12)             |
| SIMEULUE                               | 1 745                             | 3 685          | 4 981          | 6 057          | 5 559          | 3 613          | 2 995          | 1 968          | 1 136         | 1 581          | 33 320           |
| ACEH SINGKIL                           | 2 285                             | 6 114          | 8 312          | 5 824          | 5 578          | 3 979          | 2 663          | 3 438          | 1 043         | 1 812          | 41 048           |
| ACEH SELATAN                           | 5 794                             | 8 780          | 11 516         | 13 687         | 12 655         | 10 270         | 8 726          | 8 333          | 4 323         | 6 591          | 90 675           |
| ACEH TENGGARA                          | 6 277                             | 7 473          | 10 875         | 14 340         | 11 141         | 9 296          | 7 290          | 7 489          | 3 714         | 4 566          | 82 461           |
| ACEH TIMUR                             | 14 264                            | 22 671         | 17 856         | 24 600         | 17 899         | 18 830         | 14 543         | 10 765         | 6 510         | 7 334          | 155 272          |
| ACEH TENGAH                            | 2 770                             | 9 421          | 10 049         | 16 928         | 11 457         | 11 150         | 8 653          | 5 494          | 4 103         | 4 452          | 84 477           |
| ACEH BARAT                             | 2 531                             | 8 392          | 11 326         | 12 034         | 9 944          | 11 765         | 6 422          | 5 614          | 2 825         | 3 262          | 74 115           |
| ACEH BESAR                             | 8 276                             | 20 826         | 25 633         | 26 506         | 22 265         | 15 180         | 10 112         | 12 192         | 6 221         | 6 288          | 153 499          |
| PIDIE                                  | 8 099                             | 20 890         | 24 856         | 25 554         | 19 921         | 21 206         | 17 807         | 14 699         | 11 380        | 15 000         | 179 412          |
| BIREUEN                                | 11 292                            | 20 366         | 23 490         | 29 409         | 19 458         | 18 480         | 15 070         | 13 297         | 8 820         | 12 682         | 172 364          |
| ACEH UTARA                             | 11 922                            | 31 500         | 36 727         | 27 792         | 29 504         | 23 444         | 22 052         | 17 758         | 9 429         | 15 354         | 225 482          |
| ACEH BARAT DAYA                        | 2 622                             | 6 781          | 8 298          | 6 711          | 6 840          | 6 298          | 5 408          | 3 317          | 1 578         | 2 161          | 50 014           |
| GAYO LUES                              | 2 646                             | 4 592          | 4 959          | 8 668          | 5 143          | 4 585          | 3 569          | 2 168          | 847           | 2 577          | 39 754           |
| ACEH TAMIANG                           | 7 818                             | 15 738         | 15 496         | 17 032         | 13 884         | 13 272         | 8 517          | 11 270         | 4 273         | 7 477          | 114 777          |
| NAGAN RAYA                             | 1 941                             | 5 964          | 10 261         | 9 049          | 7 065          | 8 603          | 5 389          | 5 785          | 2 454         | 4 646          | 61 157           |
| ACEH JAYA                              | 1 105                             | 3 703          | 5 554          | 5 267          | 3 497          | 6 122          | 3 982          | 1 874          | 1 344         | 2 324          | 34 772           |
| BENER MERIAH                           | 2 241                             | 5 116          | 8 456          | 12 808         | 8 631          | 7 548          | 4 997          | 4 633          | 2 448         | 4 935          | 61 813           |
| PIDIE JAYA                             | 4 437                             | 7 465          | 8 009          | 8 752          | 8 522          | 6 086          | 5 529          | 4 845          | 2 426         | 5 402          | 61 473           |
| KOTA BANDA ACEH                        | 2 401                             | 15 663         | 19 994         | 15 466         | 12 336         | 11 676         | 6 741          | 7 971          | 2 467         | 3 258          | 97 973           |
| KOTA SABANG                            | 312                               | 1 343          | 2 174          | 2 253          | 1 769          | 1 457          | 1 132          | 915            | 382           | 672            | 12 409           |
| KOTA LANGSA                            | 3 327                             | 7 890          | 7 780          | 9 299          | 8 048          | 7 947          | 6 744          | 3 939          | 3 581         | 2 665          | 61 220           |
| KOTA LHOKSEUMAWA                       | 2 443                             | 8 917          | 9 786          | 11 323         | 8 486          | 7 582          | 5 245          | 6 127          | 3 039         | 3 037          | 65 985           |
| KOTA SUBULUSSALAM                      | 1 356                             | 3 289          | 3 357          | 5 102          | 3 063          | 3 306          | 2 100          | 1 411          | 964           | 1 071          | 25 019           |
| <b>JUMLAH<br/>TOTAL</b>                | <b>107 904</b>                    | <b>246 579</b> | <b>289 745</b> | <b>314 461</b> | <b>252 665</b> | <b>231 695</b> | <b>175 686</b> | <b>155 302</b> | <b>85 307</b> | <b>119 147</b> | <b>1 978 491</b> |

TABEL 05.2  
TABLE

PENDUDUK ACEH BERUMUR 15 TAHUN KE ATAS YANG TERMASUK ANGKATAN KERJA MENURUT KABUPATEN/KOTA DAN GOLONGAN UMUR  
ACEH POPULATION 15 YEARS OF AGE AND OVER WHO ARE IN LABOR FORCE BY REGENCY/MUNICIPALITY AND AGE GROUP  
(AGUSTUS/AUGUST 2012)

| KABUPATEN/KOTA<br>REGENCY/MUNICIPALITY | LAKI-LAKI+PEREMPUAN / MALE+FEMALE |               |               |               |               |               |               |               |               |               | JUMLAH<br>TOTAL |
|--|-----------------------------------|---------------|---------------|---------------|---------------|---------------|---------------|---------------|---------------|---------------|-----------------|
|  | GOLONGAN UMUR/AGE GROUP           |               |               |               |               |               |               |               |               |               |                 |
|  | 15 - 19                           | 20 - 24       | 25 - 29       | 30 - 34       | 35 - 39       | 40 - 44       | 45 - 49       | 50 - 54       | 55 - 59       | 60 +          |                 |
| (1)                                    | (2)                               | (3)           | (4)           | (5)           | (6)           | (7)           | (8)           | (9)           | (10)          | (11)          | (12)            |
| SIMEULUE                               | 305                               | 841           | 1 139         | 1 125         | 1 060         | 650           | 720           | 264           | 104           | 391           | 6 599           |
| ACEH SINGKIL                           | 776                               | 874           | 1 904         | 1 190         | 1 378         | 1 060         | 973           | 431           | 265           | 384           | 9 235           |
| ACEH SELATAN                           | 434                               | 700           | 1 808         | 1 791         | 1 819         | 1 924         | 1 496         | 944           | 591           | 375           | 11 882          |
| ACEH TENGGARA                          | 488                               | 1 189         | 2 035         | 2 509         | 1 852         | 1 783         | 1 239         | 1 026         | 699           | 804           | 13 624          |
| ACEH TIMUR                             | 1 332                             | 1 883         | 2 232         | 2 658         | 2 262         | 1 651         | 1 579         | 724           | 894           | 763           | 15 978          |
| ACEH TENGAH                            | 858                               | 2 772         | 3 018         | 4 290         | 3 249         | 2 590         | 1 830         | 1 590         | 411           | 2 030         | 22 638          |
| ACEH BARAT                             | 858                               | 2 844         | 2 792         | 4 041         | 2 938         | 3 521         | 1 967         | 1 954         | 675           | 623           | 22 213          |
| ACEH BESAR                             | 1 762                             | 6 592         | 9 189         | 5 370         | 5 445         | 4 574         | 2 492         | 3 220         | 1 805         | 993           | 41 442          |
| PIDIE                                  | 773                               | 2 722         | 3 600         | 3 354         | 2 649         | 4 227         | 2 313         | 2 461         | 1 575         | 1 713         | 25 387          |
| BIREUEN                                | 864                               | 4 700         | 5 760         | 6 064         | 4 834         | 4 406         | 3 893         | 3 003         | 2 580         | 1 563         | 37 667          |
| ACEH UTARA                             | 2 582                             | 5 625         | 7 142         | 4 162         | 5 756         | 3 398         | 4 856         | 2 556         | 1 707         | 1 972         | 39 756          |
| ACEH BARAT DAYA                        | 302                               | 965           | 1 554         | 1 430         | 1 712         | 978           | 944           | 816           | 411           | 403           | 9 515           |
| GAYO LUES                              | 402                               | 408           | 1 084         | 1 333         | 985           | 585           | 653           | 410           | 114           | 298           | 6 272           |
| ACEH TAMIANG                           | 1 980                             | 4 788         | 5 176         | 5 376         | 4 048         | 5 442         | 2 892         | 3 203         | 1 341         | 2 285         | 36 531          |
| NAGAN RAYA                             | 213                               | 988           | 665           | 1 307         | 845           | 895           | 676           | 628           | 398           | 303           | 6 918           |
| ACEH JAYA                              | -                                 | 190           | 390           | 380           | 176           | 416           | 240           | 84            | 78            | 236           | 2 190           |
| BENER MERIAH                           | 567                               | 804           | 1 576         | 2 313         | 1 776         | 1 542         | 1 226         | 845           | 574           | 982           | 12 205          |
| PIDIE JAYA                             | -                                 | 499           | 752           | 503           | 664           | 537           | 324           | 364           | 258           | 360           | 4 261           |
| KOTA BANDA ACEH                        | 2 401                             | 15 663        | 19 994        | 15 466        | 12 336        | 11 676        | 6 741         | 7 971         | 2 467         | 3 258         | 97 973          |
| KOTA SABANG                            | 123                               | 883           | 1 229         | 1 601         | 1 073         | 1 001         | 733           | 560           | 214           | 491           | 7 908           |
| KOTA LANGSA                            | 2 567                             | 6 462         | 6 481         | 7 939         | 6 912         | 6 528         | 5 747         | 2 984         | 3 110         | 2 197         | 50 927          |
| KOTA LHOKSEUMAWÉ                       | 1 130                             | 5 849         | 7 218         | 8 787         | 6 626         | 5 616         | 4 281         | 4 704         | 2 810         | 2 225         | 49 246          |
| KOTA SUBULUSSALAM                      | 196                               | 723           | 742           | 1 022         | 606           | 573           | 583           | 138           | 145           | 143           | 4 871           |
| <b>JUMLAH<br/>TOTAL</b>                | <b>20 913</b>                     | <b>68 964</b> | <b>87 480</b> | <b>84 011</b> | <b>71 001</b> | <b>65 573</b> | <b>48 398</b> | <b>40 880</b> | <b>23 226</b> | <b>24 792</b> | <b>535 238</b>  |

TABEL 05.3  
TABLE

PENDUDUK ACEH BERUMUR 15 TAHUN KE ATAS YANG TERMASUK ANGKATAN KERJA MENURUT KABUPATEN/KOTA DAN GOLONGAN UMUR  
ACEH POPULATION 15 YEARS OF AGE AND OVER WHO ARE IN LABOR FORCE BY REGENCY/MUNICIPALITY AND AGE GROUP  
(AGUSTUS/AUGUST 2012)

| KABUPATEN/KOTA<br>REGENCY/MUNICIPALITY | LAKI-LAKI+PEREMPUAN / MALE+FEMALE |                |                |                |                |                |                |                |               |               | JUMLAH<br>TOTAL  |
|--|-----------------------------------|----------------|----------------|----------------|----------------|----------------|----------------|----------------|---------------|---------------|------------------|
|  | GOLONGAN UMUR/AGE GROUP           |                |                |                |                |                |                |                |               |               |                  |
|  | 15 - 19                           | 20 - 24        | 25 - 29        | 30 - 34        | 35 - 39        | 40 - 44        | 45 - 49        | 50 - 54        | 55 - 59       | 60 +          |                  |
| (1)                                    | (2)                               | (3)            | (4)            | (5)            | (6)            | (7)            | (8)            | (9)            | (10)          | (11)          | (12)             |
| SIMEULUE                               | 1 440                             | 2 844          | 3 842          | 4 932          | 4 499          | 2 963          | 2 275          | 1 704          | 1 032         | 1 190         | 26 721           |
| ACEH SINGKIL                           | 1 509                             | 5 240          | 6 408          | 4 634          | 4 200          | 2 919          | 1 690          | 3 007          | 778           | 1 428         | 31 813           |
| ACEH SELATAN                           | 5 360                             | 8 080          | 9 708          | 11 896         | 10 836         | 8 346          | 7 230          | 7 389          | 3 732         | 6 216         | 78 793           |
| ACEH TENGGARA                          | 5 789                             | 6 284          | 8 840          | 11 831         | 9 289          | 7 513          | 6 051          | 6 463          | 3 015         | 3 762         | 68 837           |
| ACEH TIMUR                             | 12 932                            | 20 788         | 15 624         | 21 942         | 15 637         | 17 179         | 12 964         | 10 041         | 5 616         | 6 571         | 139 294          |
| ACEH TENGAH                            | 1 912                             | 6 649          | 7 031          | 12 638         | 8 208          | 8 560          | 6 823          | 3 904          | 3 692         | 2 422         | 61 839           |
| ACEH BARAT                             | 1 673                             | 5 548          | 8 534          | 7 993          | 7 006          | 8 244          | 4 455          | 3 660          | 2 150         | 2 639         | 51 902           |
| ACEH BESAR                             | 6 514                             | 14 234         | 16 444         | 21 136         | 16 820         | 10 606         | 7 620          | 8 972          | 4 416         | 5 295         | 112 057          |
| PIDIE                                  | 7 326                             | 18 168         | 21 256         | 22 200         | 17 272         | 16 979         | 15 494         | 12 238         | 9 805         | 13 287        | 154 025          |
| BIREUEN                                | 10 428                            | 15 666         | 17 730         | 23 345         | 14 624         | 14 074         | 11 177         | 10 294         | 6 240         | 11 119        | 134 697          |
| ACEH UTARA                             | 9 340                             | 25 875         | 29 585         | 23 630         | 23 748         | 20 046         | 17 196         | 15 202         | 7 722         | 13 382        | 185 726          |
| ACEH BARAT DAYA                        | 2 320                             | 5 816          | 6 744          | 5 281          | 5 128          | 5 320          | 4 464          | 2 501          | 1 167         | 1 758         | 40 499           |
| GAYO LUES                              | 2 244                             | 4 184          | 3 875          | 7 335          | 4 158          | 4 000          | 2 916          | 1 758          | 733           | 2 279         | 33 482           |
| ACEH TAMIANG                           | 5 838                             | 10 950         | 10 320         | 11 656         | 9 836          | 7 830          | 5 625          | 8 067          | 2 932         | 5 192         | 78 246           |
| NAGAN RAYA                             | 1 728                             | 4 976          | 9 596          | 7 742          | 6 220          | 7 708          | 4 713          | 5 157          | 2 056         | 4 343         | 54 239           |
| ACEH JAYA                              | 1 105                             | 3 513          | 5 164          | 4 887          | 3 321          | 5 706          | 3 742          | 1 790          | 1 266         | 2 088         | 32 582           |
| BENER MERIAH                           | 1 674                             | 4 312          | 6 880          | 10 495         | 6 855          | 6 006          | 3 771          | 3 788          | 1 874         | 3 953         | 49 608           |
| PIDIE JAYA                             | 4 437                             | 6 966          | 7 257          | 8 249          | 7 858          | 5 549          | 5 205          | 4 481          | 2 168         | 5 042         | 57 212           |
| KOTA BANDA ACEH                        | -                                 | -              | -              | -              | -              | -              | -              | -              | -             | -             | -                |
| KOTA SABANG                            | 189                               | 460            | 945            | 652            | 696            | 456            | 399            | 355            | 168           | 181           | 4 501            |
| KOTA LANGSA                            | 760                               | 1 428          | 1 299          | 1 360          | 1 136          | 1 419          | 997            | 955            | 471           | 468           | 10 293           |
| KOTA LHOKSEUMAWA                       | 1 313                             | 3 068          | 2 568          | 2 536          | 1 860          | 1 966          | 964            | 1 423          | 229           | 812           | 16 739           |
| KOTA SUBULUSSALAM                      | 1 160                             | 2 566          | 2 615          | 4 080          | 2 457          | 2 733          | 1 517          | 1 273          | 819           | 928           | 20 148           |
| <b>JUMLAH<br/>TOTAL</b>                | <b>86 991</b>                     | <b>177 615</b> | <b>202 265</b> | <b>230 450</b> | <b>181 664</b> | <b>166 122</b> | <b>127 288</b> | <b>114 422</b> | <b>62 081</b> | <b>94 355</b> | <b>1 443 253</b> |

TABEL 05.4  
TABLE

PENDUDUK ACEH BERUMUR 15 TAHUN KE ATAS YANG TERMASUK ANGKATAN KERJA MENURUT KABUPATEN/KOTA DAN GOLONGAN UMUR  
ACEH POPULATION 15 YEARS OF AGE AND OVER WHO ARE IN LABOR FORCE BY REGENCY/MUNICIPALITY AND AGE GROUP  
(AGUSTUS/AUGUST 2012)

| KABUPATEN/KOTA<br>REGENCY/MUNICIPALITY | GOLONGAN UMUR/AGE GROUP |                |                |                |                |                |                |               |               |               | JUMLAH<br>TOTAL  |
|--|-------------------------|----------------|----------------|----------------|----------------|----------------|----------------|---------------|---------------|---------------|------------------|
|  | 15 - 19                 | 20 - 24        | 25 - 29        | 30 - 34        | 35 - 39        | 40 - 44        | 45 - 49        | 50 - 54       | 55 - 59       | 60 +          |                  |
|  | (1)                     | (2)            | (3)            | (4)            | (5)            | (6)            | (7)            | (8)           | (9)           | (10)          |                  |
| SIMEULUE                               | 944                     | 2 380          | 3 567          | 4 137          | 3 443          | 2 529          | 2 181          | 1 602         | 908           | 1 092         | 22 783           |
| ACEH SINGKIL                           | 996                     | 5 402          | 5 264          | 4 071          | 3 603          | 3 124          | 1 729          | 2 192         | 735           | 1 432         | 28 548           |
| ACEH SELATAN                           | 4 800                   | 4 720          | 7 406          | 7 938          | 8 393          | 6 400          | 5 136          | 5 088         | 2 859         | 4 623         | 57 363           |
| ACEH TENGGARA                          | 3 691                   | 4 553          | 6 790          | 7 509          | 5 984          | 5 612          | 4 455          | 3 465         | 2 340         | 2 216         | 46 615           |
| ACEH TIMUR                             | 9 666                   | 13 178         | 12 035         | 18 121         | 11 878         | 11 423         | 8 645          | 6 785         | 4 344         | 5 197         | 101 272          |
| ACEH TENGAH                            | 2 025                   | 5 154          | 5 885          | 10 428         | 6 424          | 7 376          | 5 206          | 2 896         | 2 255         | 3 308         | 50 957           |
| ACEH BARAT                             | 1 957                   | 5 344          | 8 340          | 7 949          | 5 729          | 8 432          | 4 652          | 4 210         | 1 991         | 2 231         | 50 835           |
| ACEH BESAR                             | 5 176                   | 12 810         | 16 570         | 17 080         | 15 318         | 9 198          | 6 260          | 8 876         | 3 926         | 4 190         | 99 404           |
| PIDIE                                  | 5 072                   | 12 568         | 15 600         | 14 894         | 12 363         | 11 301         | 9 513          | 7 861         | 6 652         | 8 912         | 104 736          |
| BIREUEN                                | 8 032                   | 13 254         | 14 028         | 18 494         | 13 190         | 11 360         | 9 714          | 7 989         | 6 146         | 8 198         | 110 405          |
| ACEH UTARA                             | 7 330                   | 19 554         | 24 334         | 17 158         | 20 334         | 13 302         | 13 240         | 10 126        | 6 699         | 9 267         | 141 344          |
| ACEH BARAT DAYA                        | 1 301                   | 4 605          | 5 782          | 5 031          | 4 448          | 4 980          | 4 140          | 2 263         | 1 312         | 2 061         | 35 923           |
| GAYO LUES                              | 1 644                   | 2 777          | 2 590          | 5 395          | 2 850          | 2 750          | 2 210          | 1 112         | 492           | 1 504         | 23 324           |
| ACEH TAMIANG                           | 4 524                   | 11 868         | 11 200         | 10 776         | 9 390          | 8 544          | 5 725          | 7 409         | 3 021         | 5 592         | 78 049           |
| NAGAN RAYA                             | 1 437                   | 3 696          | 7 531          | 5 514          | 4 592          | 6 130          | 3 531          | 3 407         | 1 740         | 3 468         | 41 046           |
| ACEH JAYA                              | 808                     | 2 614          | 3 646          | 4 255          | 2 140          | 4 251          | 2 702          | 1 294         | 864           | 1 665         | 24 239           |
| BENER MERIAH                           | 1 311                   | 3 008          | 3 842          | 8 512          | 4 368          | 5 030          | 3 185          | 2 368         | 1 256         | 2 853         | 35 733           |
| PIDIE JAYA                             | 2 754                   | 4 536          | 4 400          | 5 888          | 5 434          | 3 237          | 3 245          | 2 705         | 1 362         | 4 048         | 37 609           |
| KOTA BANDA ACEH                        | 1 432                   | 8 234          | 11 712         | 11 224         | 9 072          | 6 300          | 4 896          | 4 896         | 1 035         | 2 900         | 61 701           |
| KOTA SABANG                            | 246                     | 861            | 1 487          | 1 463          | 1 280          | 1 034          | 752            | 716           | 306           | 583           | 8 728            |
| KOTA LANGSA                            | 2 253                   | 4 681          | 5 294          | 6 507          | 5 544          | 4 860          | 4 091          | 2 813         | 2 040         | 1 873         | 39 956           |
| KOTA LHOKSEUMAWA                       | 1 817                   | 5 082          | 5 670          | 8 421          | 5 966          | 5 472          | 3 455          | 4 759         | 2 286         | 2 651         | 45 579           |
| KOTA SUBULUSSALAM                      | 958                     | 1 909          | 2 368          | 3 332          | 2 119          | 1 991          | 1 445          | 861           | 743           | 796           | 16 522           |
| <b>JUMLAH<br/>TOTAL</b>                | <b>70 174</b>           | <b>152 788</b> | <b>185 341</b> | <b>204 097</b> | <b>163 862</b> | <b>144 636</b> | <b>110 108</b> | <b>95 693</b> | <b>55 312</b> | <b>80 660</b> | <b>1 262 671</b> |



TABEL 05.5  
TABLE

PENDUDUK ACEH BERUMUR 15 TAHUN KE ATAS YANG TERMASUK ANGKATAN KERJA MENURUT KABUPATEN/KOTA DAN GOLONGAN UMUR  
ACEH POPULATION 15 YEARS OF AGE AND OVER WHO ARE IN LABOR FORCE BY REGENCY/MUNICIPALITY AND AGE GROUP  
(AGUSTUS/AUGUST 2012)

| KABUPATEN/KOTA<br>REGENCY/MUNICIPALITY | PERKOTAAN+PERDESAAN /URBAN+RURAL |               |                |                |               |               |               |               |               |               | PEREMPUAN / FEMALE |
|--|----------------------------------|---------------|----------------|----------------|---------------|---------------|---------------|---------------|---------------|---------------|--------------------|
|  | GOLONGAN UMUR/AGE GROUP          |               |                |                |               |               |               |               |               |               | JUMLAH             |
|  | 15 - 19                          | 20 - 24       | 25 - 29        | 30 - 34        | 35 - 39       | 40 - 44       | 45 - 49       | 50 - 54       | 55 - 59       | 60 +          | TOTAL              |
| (1)                                    | (2)                              | (3)           | (4)            | (5)            | (6)           | (7)           | (8)           | (9)           | (10)          | (11)          | (12)               |
| SIMEULUE                               | 801                              | 1 305         | 1 414          | 1 920          | 2 116         | 1 084         | 814           | 366           | 228           | 489           | 10 537             |
| ACEH SINGKIL                           | 1 289                            | 712           | 3 048          | 1 753          | 1 975         | 855           | 934           | 1 246         | 308           | 380           | 12 500             |
| ACEH SELATAN                           | 994                              | 4 060         | 4 110          | 5 749          | 4 262         | 3 870         | 3 590         | 3 245         | 1 464         | 1 968         | 33 312             |
| ACEH TENGGARA                          | 2 586                            | 2 920         | 4 085          | 6 831          | 5 157         | 3 684         | 2 835         | 4 024         | 1 374         | 2 350         | 35 846             |
| ACEH TIMUR                             | 4 598                            | 9 493         | 5 821          | 6 479          | 6 021         | 7 407         | 5 898         | 3 980         | 2 166         | 2 137         | 54 000             |
| ACEH TENGAH                            | 745                              | 4 267         | 4 164          | 6 500          | 5 033         | 3 774         | 3 447         | 2 598         | 1 848         | 1 144         | 33 520             |
| ACEH BARAT                             | 574                              | 3 048         | 2 986          | 4 085          | 4 215         | 3 333         | 1 770         | 1 404         | 834           | 1 031         | 23 280             |
| ACEH BESAR                             | 3 100                            | 8 016         | 9 063          | 9 426          | 6 947         | 5 982         | 3 852         | 3 316         | 2 295         | 2 098         | 54 095             |
| PIDIE                                  | 3 027                            | 8 322         | 9 256          | 10 660         | 7 558         | 9 905         | 8 294         | 6 838         | 4 728         | 6 088         | 74 676             |
| BIREUEN                                | 3 260                            | 7 112         | 9 462          | 10 915         | 6 268         | 7 120         | 5 356         | 5 308         | 2 674         | 4 484         | 61 959             |
| ACEH UTARA                             | 4 592                            | 11 946        | 12 393         | 10 634         | 9 170         | 10 142        | 8 812         | 7 632         | 2 730         | 6 087         | 84 138             |
| ACEH BARAT DAYA                        | 1 321                            | 2 176         | 2 516          | 1 680          | 2 392         | 1 318         | 1 268         | 1 054         | 266           | 100           | 14 091             |
| GAYO LUES                              | 1 002                            | 1 815         | 2 369          | 3 273          | 2 293         | 1 835         | 1 359         | 1 056         | 355           | 1 073         | 16 430             |
| ACEH TAMIANG                           | 3 294                            | 3 870         | 4 296          | 6 256          | 4 494         | 4 728         | 2 792         | 3 861         | 1 252         | 1 885         | 36 728             |
| NAGAN RAYA                             | 504                              | 2 268         | 2 730          | 3 535          | 2 473         | 2 473         | 1 858         | 2 378         | 714           | 1 178         | 20 111             |
| ACEH JAYA                              | 297                              | 1 089         | 1 908          | 1 012          | 1 357         | 1 871         | 1 280         | 580           | 480           | 659           | 10 533             |
| BENER MERIAH                           | 930                              | 2 108         | 4 614          | 4 296          | 4 263         | 2 518         | 1 812         | 2 265         | 1 192         | 2 082         | 26 080             |
| PIDIE JAYA                             | 1 683                            | 2 929         | 3 609          | 2 864          | 3 088         | 2 849         | 2 284         | 2 140         | 1 064         | 1 354         | 23 864             |
| KOTA BANDA ACEH                        | 969                              | 7 429         | 8 282          | 4 242          | 3 264         | 5 376         | 1 845         | 3 075         | 1 432         | 358           | 36 272             |
| KOTA SABANG                            | 66                               | 482           | 687            | 790            | 489           | 423           | 380           | 199           | 76            | 89            | 3 681              |
| KOTA LANGSA                            | 1 074                            | 3 209         | 2 486          | 2 792          | 2 504         | 3 087         | 2 653         | 1 126         | 1 541         | 792           | 21 264             |
| KOTA LHOKSEUMAWA                       | 626                              | 3 835         | 4 116          | 2 902          | 2 520         | 2 110         | 1 790         | 1 368         | 753           | 386           | 20 406             |
| KOTA SUBULUSSALAM                      | 398                              | 1 380         | 989            | 1 770          | 944           | 1 315         | 655           | 550           | 221           | 275           | 8 497              |
| <b>JUMLAH<br/>TOTAL</b>                | <b>37 730</b>                    | <b>93 791</b> | <b>104 404</b> | <b>110 364</b> | <b>88 803</b> | <b>87 059</b> | <b>65 578</b> | <b>59 609</b> | <b>29 995</b> | <b>38 487</b> | <b>715 820</b>     |

**TABEL** 06.1 PENDUDUK ACEH BERUMUR 15 TAHUN KE ATAS YANG TERMASUK ANGKATAN KERJA MENURUT KABUPATEN/KOTA DAN PENDIDIKAN TERTINGGI YANG DITAMATKAN  
**TABLE** ACEH POPULATION 15 YEARS OF AGE AND OVER WHO ARE IN LABOR FORCE BY REGENCY/MUNICIPALITY AND EDUCATIONAL ATTAINMENT  
 (AGUSTUS/AUGUST 2012)

PERKOTAAN+PERDESAAN /URBAN+RURAL

LAKI-LAKI+PEREMPUAN / MALE+FEMALE

| KABUPATEN/KOTA<br>REGENCY/MUNICIPALITY | TIDAK/BLM<br>PERNAH SEKOLAH<br>NOT ATTENDING<br>SCHOOL | TIDAK/BLM TAMAT SD<br>DID NOT COMPLETE/NOT<br>YET COMPLETED PRIMARY<br>SCHOOL | PENDIDIKAN TERTINGGI YANG DITAMATKAN/<br>EDUCATIONAL ATTAINMENT |                                     |                 |                        |  |   | JUMLAH<br>TOTAL  |
|--|--|---|---|-------------------------------------|-----------------|------------------------|--|---|------------------|
|  |  |   | SEKOLAH<br>DASAR<br>PRIMARY<br>SCHOOL                           | S L T P<br>JUNIOR<br>HIGH<br>SCHOOL | S L T A         |                        | DIPLOMA<br>I/II/III<br>AKADEMI<br>DIPLOMA<br>I/II/III<br>ACADEMY | DIPLOMA<br>IV/UNIVERSITAS<br>DIPLOMA<br>IV/UNIVERSITY |                  |
|  |  |   |   |                                     | UMUM<br>GENERAL | KEJURUAN<br>VOCATIONAL |  |   |                  |
| (1)                                    | (2)  | (3)   | (4)   | (5)                                 | (6)             | (7)                    | (8)  | (9)   | (10)             |
| SIMEULUE                               | 710  | 2 838   | 8 474   | 6 397                               | 10 220          | 1 208                  | 2 121  | 1 352   | 33 320           |
| ACEH SINGKIL                           | 3 380  | 8 864   | 9 424   | 5 238                               | 9 972           | 1 108                  | 1 374  | 1 688   | 41 048           |
| ACEH SELATAN                           | 4 408  | 8 656   | 22 122  | 20 099                              | 21 691          | 1 671                  | 6 137  | 5 891   | 90 675           |
| ACEH TENGGARA                          | 1 641  | 4 713   | 15 625  | 19 477                              | 27 962          | 2 201                  | 4 120  | 6 722   | 82 461           |
| ACEH TIMUR                             | 1 214  | 16 587  | 50 671  | 44 512                              | 33 146          | 1 579                  | 3 849  | 3 714   | 155 272          |
| ACEH TENGAH                            | 511  | 10 164  | 13 754  | 15 252                              | 27 949          | 5 005                  | 4 991  | 6 851   | 84 477           |
| ACEH BARAT                             | 4 454  | 5 681   | 20 455  | 14 391                              | 16 184          | 4 394                  | 4 005  | 4 551   | 74 115           |
| ACEH BESAR                             | 2 616  | 9 045   | 28 008  | 30 813                              | 48 916          | 4 952                  | 8 454  | 20 695  | 153 499          |
| PIDIE                                  | 10 856   | 13 369  | 37 036  | 51 292                              | 44 967          | 4 340                  | 8 041  | 9 511   | 179 412          |
| BIREUEN                                | 253  | 9 012   | 53 526  | 47 831                              | 38 323          | 5 327                  | 7 803  | 10 289  | 172 364          |
| ACEH UTARA                             | 3 684  | 28 461  | 59 526  | 48 738                              | 59 410          | 7 453                  | 8 989  | 9 221   | 225 482          |
| ACEH BARAT DAYA                        | 1 169  | 3 922   | 16 170  | 9 173                               | 12 287          | 1 728                  | 3 099  | 2 466   | 50 014           |
| GAYO LUES                              | 2 270  | 7 496   | 7 513   | 8 313                               | 8 849           | 669                    | 2 194  | 2 450   | 39 754           |
| ACEH TAMIANG                           | 2 205  | 13 020  | 35 706  | 23 805                              | 23 237          | 9 424                  | 3 176  | 4 204   | 114 777          |
| NAGAN RAYA                             | 4 384  | 5 665   | 14 757  | 14 458                              | 17 001          | 588                    | 2 580  | 1 724   | 61 157           |
| ACEH JAYA                              | 1 414  | 4 528   | 8 793   | 8 482                               | 6 786           | 793                    | 2 212  | 1 764   | 34 772           |
| BENER MERIAH                           | 1 332  | 8 194   | 10 549  | 17 251                              | 15 052          | 2 470                  | 3 106  | 3 859   | 61 813           |
| PIDIE JAYA                             | 1 020  | 8 259   | 13 534  | 18 251                              | 14 258          | 1 418                  | 2 059  | 2 674   | 61 473           |
| KOTA BANDA ACEH                        | -  | 3 221   | 4 562   | 10 817                              | 31 630          | 9 417                  | 8 413  | 29 913  | 97 973           |
| KOTA SABANG                            | 51   | 486   | 1 252   | 2 420                               | 4 397           | 1 215                  | 812  | 1 776   | 12 409           |
| KOTA LANGSA                            | 176  | 6 602   | 9 307   | 11 396                              | 15 623          | 9 532                  | 2 476  | 6 108   | 61 220           |
| KOTA LHOKEUMAWÉ                        | 630  | 4 482   | 14 024  | 12 554                              | 19 437          | 4 750                  | 4 358  | 5 750   | 65 985           |
| KOTA SUBULUSSALAM                      | 3 487  | 4 626   | 5 723   | 3 283                               | 4 765           | 351                    | 1 106  | 1 678   | 25 019           |
| <b>JUMLAH<br/>TOTAL</b>                | <b>51 865</b>  | <b>187 891</b>  | <b>460 511</b>  | <b>444 243</b>                      | <b>512 062</b>  | <b>81 593</b>          | <b>95 475</b>  | <b>144 851</b>  | <b>1 978 491</b> |

**TABEL** 06.2 PENDUDUK ACEH BERUMUR 15 TAHUN KE ATAS YANG TERMASUK ANGKATAN KERJA MENURUT KABUPATEN/KOTA DAN PENDIDIKAN TERTINGGI YANG DITAMATKAN  
**TABLE** ACEH POPULATION 15 YEARS OF AGE AND OVER WHO ARE IN LABOR FORCE BY REGENCY/MUNICIPALITY AND EDUCATIONAL ATTAINMENT  
 (AGUSTUS/AUGUST 2012)

PERKOTAAN /URBAN

LAKI-LAKI+PEREMPUAN / MALE+FEMALE

| KABUPATEN/KOTA<br>REGENCY/MUNICIPALITY | TIDAK/BLM<br>PERNAH SEKOLAH<br>NOT ATTENDING<br>SCHOOL | TIDAK/BLM TAMAT SD<br>DID NOT COMPLETE/NOT<br>YET COMPLETED PRIMARY<br>SCHOOL | PENDIDIKAN TERTINGGI YANG DITAMATKAN/<br>EDUCATIONAL ATTAINMENT |                                     |                               |               |  |   | JUMLAH<br>TOTAL |
|--|--|---|---|-------------------------------------|-------------------------------|---------------|--|---|-----------------|
|  |  |   | SEKOLAH<br>DASAR<br>PRIMARY<br>SCHOOL                           | S L T P<br>JUNIOR<br>HIGH<br>SCHOOL | S L T A<br>SENIOR HIGH SCHOOL |               | DIPLOMA<br>I/II/III<br>AKADEMI<br>DIPLOMA<br>I/II/III<br>ACADEMY | DIPLOMA<br>IV/UNIVERSITAS<br>DIPLOMA<br>IV/UNIVERSITY |                 |
| (1)                                    | (2)  | (3)   | (4)   | (5)                                 | (6)                           | (7)           | (8)  | (9)   | (10)            |
| SIMEULUE                               | 52   | 247   | 570   | 1 305                               | 2 268                         | 788           | 569  | 800   | 6 599           |
| ACEH SINGKIL                           | 246  | 930   | 2 777   | 1 069                               | 2 516                         | 843           | 473  | 381   | 9 235           |
| ACEH SELATAN                           | 56   | 171   | 977   | 1 670                               | 4 706                         | 1 085         | 1 362  | 1 855   | 11 882          |
| ACEH TENGGARA                          | 107  | 242   | 1 559   | 2 541                               | 6 277                         | 293           | 947  | 1 658   | 13 624          |
| ACEH TIMUR                             | 78   | 1 457   | 3 573   | 4 473                               | 5 159                         | 350           | 343  | 545   | 15 978          |
| ACEH TENGAH                            | -  | 1 311   | 2 705   | 3 906                               | 7 964                         | 1 716         | 1 937  | 3 099   | 22 638          |
| ACEH BARAT                             | 219  | 1 161   | 3 671   | 2 216                               | 8 419                         | 1 637         | 1 803  | 3 087   | 22 213          |
| ACEH BESAR                             | 169  | 1 709   | 4 726   | 6 920                               | 14 514                        | 1 434         | 4 976  | 6 994   | 41 442          |
| PIDIE                                  | -  | 1 750   | 3 790   | 5 184                               | 8 467                         | 1 739         | 1 081  | 3 376   | 25 387          |
| BIREUEN                                | -  | 908   | 7 742   | 7 892                               | 10 996                        | 3 129         | 3 220  | 3 780   | 37 667          |
| ACEH UTARA                             | 669  | 2 225   | 7 088   | 7 533                               | 16 000                        | 813           | 2 886  | 2 542   | 39 756          |
| ACEH BARAT DAYA                        | -  | 240   | 1 541   | 2 077                               | 3 405                         | 320           | 839  | 1 093   | 9 515           |
| GAYO LUES                              | 89   | 203   | 331   | 942                                 | 3 102                         | 111           | 491  | 1 003   | 6 272           |
| ACEH TAMIANG                           | 109  | 1 609   | 6 996   | 8 254                               | 11 291                        | 4 317         | 1 750  | 2 205   | 36 531          |
| NAGAN RAYA                             | 344  | 1 372   | 1 297   | 1 598                               | 1 302                         | 151           | 262  | 592   | 6 918           |
| ACEH JAYA                              | -  | 183   | 259   | 598                                 | 843                           | -             | 239  | 68  | 2 190           |
| BENER MERIAH                           | 412  | 878   | 1 028   | 2 189                               | 4 517                         | 748           | 837  | 1 596   | 12 205          |
| PIDIE JAYA                             | 42   | 407   | 355   | 991                                 | 1 356                         | 125           | 493  | 492   | 4 261           |
| KOTA BANDA ACEH                        | -  | 3 221   | 4 562   | 10 817                              | 31 630                        | 9 417         | 8 413  | 29 913  | 97 973          |
| KOTA SABANG                            | 51   | 159   | 464   | 1 450                               | 3 208                         | 817           | 493  | 1 266   | 7 908           |
| KOTA LANGSA                            | 111  | 5 125   | 6 823   | 9 628                               | 13 117                        | 8 656         | 2 111  | 5 356   | 50 927          |
| KOTA LHOKEUMAWA                        | 247  | 2 551   | 8 867   | 8 361                               | 16 046                        | 3 996         | 4 020  | 5 158   | 49 246          |
| KOTA SUBULUSSALAM                      | 92   | 1 290   | 722   | 397                                 | 1 394                         | 87            | 275  | 614   | 4 871           |
| <b>JUMLAH<br/>TOTAL</b>                | <b>3 093</b>   | <b>29 349</b>   | <b>72 423</b>   | <b>92 011</b>                       | <b>178 497</b>                | <b>42 572</b> | <b>39 820</b>  | <b>77 473</b>   | <b>535 238</b>  |

**TABEL** 06.3 **PENDUDUK ACEH BERUMUR 15 TAHUN KE ATAS YANG TERMASUK ANGKATAN KERJA MENURUT KABUPATEN/KOTA DAN PENDIDIKAN TERTINGGI YANG DITAMATKAN**  
**TABLE** *ACEH POPULATION 15 YEARS OF AGE AND OVER WHO ARE IN LABOR FORCE BY REGENCY/MUNICIPALITY AND EDUCATIONAL ATTAINMENT*  
 (AGUSTUS/AUGUST 2012)

PERDESAAN / RURAL

LAKI-LAKI+PEREMPUAN / MALE+FEMALE

| KABUPATEN/KOTA<br>REGENCY/MUNICIPALITY | TIDAK/BLM<br>PERNAH SEKOLAH<br>NOT ATTENDING<br>SCHOOL | TIDAK/BLM TAMAT SD<br>DID NOT COMPLETE/NOT<br>YET COMPLETED PRIMARY<br>SCHOOL | PENDIDIKAN TERTINGGI YANG DITAMATKAN/<br>EDUCATIONAL ATTAINMENT |                                     |                 |                        |  |   | JUMLAH<br>TOTAL  |
|--|--|---|---|-------------------------------------|-----------------|------------------------|--|---|------------------|
|  |  |   | SEKOLAH<br>DASAR<br>PRIMARY<br>SCHOOL                           | S L T P<br>JUNIOR<br>HIGH<br>SCHOOL | S L T A         |                        | DIPLOMA<br>I/II/III<br>AKADEMI<br>DIPLOMA<br>I/II/III<br>ACADEMY | DIPLOMA<br>IV/UNIVERSITAS<br>DIPLOMA<br>IV/UNIVERSITY |                  |
|  |  |   |   |                                     | UMUM<br>GENERAL | KEJURUAN<br>VOCATIONAL |  |   |                  |
| (1)                                    | (2)  | (3)   | (4)   | (5)                                 | (6)             | (7)                    | (8)  | (9)   | (10)             |
| SIMEULUE                               | 658  | 2 591   | 7 904   | 5 092                               | 7 952           | 420                    | 1 552  | 552   | 26 721           |
| ACEH SINGKIL                           | 3 134  | 7 934   | 6 647   | 4 169                               | 7 456           | 265                    | 901  | 1 307   | 31 813           |
| ACEH SELATAN                           | 4 352  | 8 485   | 21 145  | 18 429                              | 16 985          | 586                    | 4 775  | 4 036   | 78 793           |
| ACEH TENGGARA                          | 1 534  | 4 471   | 14 066  | 16 936                              | 21 685          | 1 908                  | 3 173  | 5 064   | 68 837           |
| ACEH TIMUR                             | 1 136  | 15 130  | 47 098  | 40 039                              | 27 987          | 1 229                  | 3 506  | 3 169   | 139 294          |
| ACEH TENGAH                            | 511  | 8 853   | 11 049  | 11 346                              | 19 985          | 3 289                  | 3 054  | 3 752   | 61 839           |
| ACEH BARAT                             | 4 235  | 4 520   | 16 784  | 12 175                              | 7 765           | 2 757                  | 2 202  | 1 464   | 51 902           |
| ACEH BESAR                             | 2 447  | 7 336   | 23 282  | 23 893                              | 34 402          | 3 518                  | 3 478  | 13 701  | 112 057          |
| PIDIE                                  | 10 856   | 11 619  | 33 246  | 46 108                              | 36 500          | 2 601                  | 6 960  | 6 135   | 154 025          |
| BIREUEN                                | 253  | 8 104   | 45 784  | 39 939                              | 27 327          | 2 198                  | 4 583  | 6 509   | 134 697          |
| ACEH UTARA                             | 3 015  | 26 236  | 52 438  | 41 205                              | 43 410          | 6 640                  | 6 103  | 6 679   | 185 726          |
| ACEH BARAT DAYA                        | 1 169  | 3 682   | 14 629  | 7 096                               | 8 882           | 1 408                  | 2 260  | 1 373   | 40 499           |
| GAYO LUES                              | 2 181  | 7 293   | 7 182   | 7 371                               | 5 747           | 558                    | 1 703  | 1 447   | 33 482           |
| ACEH TAMIANG                           | 2 096  | 11 411  | 28 710  | 15 551                              | 11 946          | 5 107                  | 1 426  | 1 999   | 78 246           |
| NAGAN RAYA                             | 4 040  | 4 293   | 13 460  | 12 860                              | 15 699          | 437                    | 2 318  | 1 132   | 54 239           |
| ACEH JAYA                              | 1 414  | 4 345   | 8 534   | 7 884                               | 5 943           | 793                    | 1 973  | 1 696   | 32 582           |
| BENER MERIAH                           | 920  | 7 316   | 9 521   | 15 062                              | 10 535          | 1 722                  | 2 269  | 2 263   | 49 608           |
| PIDIE JAYA                             | 978  | 7 852   | 13 179  | 17 260                              | 12 902          | 1 293                  | 1 566  | 2 182   | 57 212           |
| KOTA BANDA ACEH                        | -  | -   | -   | -                                   | -               | -                      | -  | -   | -                |
| KOTA SABANG                            | -  | 327   | 788   | 970                                 | 1 189           | 398                    | 319  | 510   | 4 501            |
| KOTA LANGSA                            | 65   | 1 477   | 2 484   | 1 768                               | 2 506           | 876                    | 365  | 752   | 10 293           |
| KOTA LHOKEUMAWA                        | 383  | 1 931   | 5 157   | 4 193                               | 3 391           | 754                    | 338  | 592   | 16 739           |
| KOTA SUBULUSSALAM                      | 3 395  | 3 336   | 5 001   | 2 886                               | 3 371           | 264                    | 831  | 1 064   | 20 148           |
| <b>JUMLAH<br/>TOTAL</b>                | <b>48 772</b>  | <b>158 542</b>  | <b>388 088</b>  | <b>352 232</b>                      | <b>333 565</b>  | <b>39 021</b>          | <b>55 655</b>  | <b>67 378</b>   | <b>1 443 253</b> |

**TABEL** 06.4 **PENDUDUK ACEH BERUMUR 15 TAHUN KE ATAS YANG TERMASUK ANGKATAN KERJA MENURUT KABUPATEN/KOTA DAN PENDIDIKAN TERTINGGI YANG DITAMATKAN**  
**TABLE** **ACEH POPULATION 15 YEARS OF AGE AND OVER WHO ARE IN LABOR FORCE BY REGENCY/MUNICIPALITY AND EDUCATIONAL ATTAINMENT**  
 (AGUSTUS/AUGUST 2012)

PERKOTAAN+PERDESAAN /URBAN+RURAL

LAKI-LAKI / MALE

| KABUPATEN/KOTA<br>REGENCY/MUNICIPALITY | TIDAK/BLM<br>PERNAH SEKOLAH<br>NOT ATTENDING<br>SCHOOL | TIDAK/BLM TAMAT SD<br>DID NOT COMPLETE/NOT<br>YET COMPLETED PRIMARY<br>SCHOOL | PENDIDIKAN TERTINGGI YANG DITAMATKAN/<br>EDUCATIONAL ATTAINMENT |                                     |                 |                        |  |   | JUMLAH<br>TOTAL  |
|--|--|---|---|-------------------------------------|-----------------|------------------------|--|---|------------------|
|  |  |   | SEKOLAH<br>DASAR<br>PRIMARY<br>SCHOOL                           | S L T P<br>JUNIOR<br>HIGH<br>SCHOOL | S L T A         |                        | DIPLOMA<br>I/II/III<br>AKADEMI<br>DIPLOMA<br>I/II/III<br>ACADEMY | DIPLOMA<br>IV/UNIVERSITAS<br>DIPLOMA<br>IV/UNIVERSITY |                  |
|  |  |   |   |                                     | UMUM<br>GENERAL | KEJURUAN<br>VOCATIONAL |  |   |                  |
| (1)                                    | (2)  | (3)   | (4)   | (5)                                 | (6)             | (7)                    | (8)  | (9)   | (10)             |
| SIMEULUE                               | 472  | 2 217   | 5 159   | 4 631                               | 7 409           | 784                    | 1 149  | 962   | 22 783           |
| ACEH SINGKIL                           | 1 814  | 5 000   | 6 438   | 4 112                               | 8 042           | 978                    | 1 000  | 1 164   | 28 548           |
| ACEH SELATAN                           | 1 850  | 5 562   | 13 616  | 14 629                              | 15 237          | 1 216                  | 1 904  | 3 349   | 57 363           |
| ACEH TENGGARA                          | 532  | 2 409   | 7 270   | 11 494                              | 18 721          | 1 317                  | 1 444  | 3 428   | 46 615           |
| ACEH TIMUR                             | 578  | 11 233  | 32 312  | 30 594                              | 21 830          | 1 187                  | 1 837  | 1 701   | 101 272          |
| ACEH TENGAH                            | 181  | 5 662   | 8 125   | 10 921                              | 18 472          | 3 097                  | 978  | 3 521   | 50 957           |
| ACEH BARAT                             | 2 346  | 3 667   | 14 109  | 10 693                              | 12 595          | 3 697                  | 1 594  | 2 134   | 50 835           |
| ACEH BESAR                             | 2 042  | 5 749   | 19 900  | 21 168                              | 36 002          | 3 522                  | 3 069  | 7 952   | 99 404           |
| PIDIE                                  | 3 732  | 7 584   | 21 496  | 31 097                              | 30 942          | 2 901                  | 2 684  | 4 300   | 104 736          |
| BIREUEN                                | -  | 5 336   | 33 297  | 35 401                              | 26 400          | 3 299                  | 3 698  | 2 974   | 110 405          |
| ACEH UTARA                             | 1 011  | 15 921  | 35 215  | 33 913                              | 43 949          | 4 071                  | 3 527  | 3 737   | 141 344          |
| ACEH BARAT DAYA                        | 557  | 2 964   | 13 260  | 7 503                               | 8 733           | 663                    | 1 160  | 1 083   | 35 923           |
| GAYO LUES                              | 824  | 3 481   | 3 984   | 5 823                               | 5 959           | 442                    | 1 064  | 1 747   | 23 324           |
| ACEH TAMIANG                           | 1 026  | 8 424   | 25 763  | 16 625                              | 16 165          | 7 168                  | 795  | 2 083   | 78 049           |
| NAGAN RAYA                             | 2 096  | 3 158   | 9 534   | 11 101                              | 12 899          | 287                    | 1 228  | 743   | 41 046           |
| ACEH JAYA                              | 883  | 3 076   | 5 800   | 6 948                               | 5 388           | 599                    | 630  | 915   | 24 239           |
| BENER MERIAH                           | 424  | 3 601   | 6 923   | 10 554                              | 10 410          | 943                    | 984  | 1 894   | 35 733           |
| PIDIE JAYA                             | -  | 5 126   | 8 573   | 11 708                              | 9 631           | 809                    | 565  | 1 197   | 37 609           |
| KOTA BANDA ACEH                        | -  | 2 459   | 3 272   | 6 161                               | 22 801          | 7 144                  | 2 896  | 16 968  | 61 701           |
| KOTA SABANG                            | -  | 375   | 1 107   | 2 082                               | 3 010           | 857                    | 356  | 941   | 8 728            |
| KOTA LANGSA                            | 28   | 4 083   | 5 430   | 7 903                               | 10 973          | 7 425                  | 715  | 3 399   | 39 956           |
| KOTA LHOKEUMAWE                        | 235  | 2 609   | 10 034  | 9 471                               | 15 419          | 2 815                  | 1 704  | 3 292   | 45 579           |
| KOTA SUBULUSSALAM                      | 1 674  | 2 721   | 4 249   | 2 650                               | 3 642           | 260                    | 293  | 1 033   | 16 522           |
| <b>JUMLAH<br/>TOTAL</b>                | <b>22 305</b>  | <b>112 417</b>  | <b>294 866</b>  | <b>307 182</b>                      | <b>364 629</b>  | <b>55 481</b>          | <b>35 274</b>  | <b>70 517</b>   | <b>1 262 671</b> |

**TABEL** 06.5 PENDUDUK ACEH BERUMUR 15 TAHUN KE ATAS YANG TERMASUK ANGKATAN KERJA MENURUT KABUPATEN/KOTA DAN PENDIDIKAN TERTINGGI YANG DITAMATKAN  
**TABLE** ACEH POPULATION 15 YEARS OF AGE AND OVER WHO ARE IN LABOR FORCE BY REGENCY/MUNICIPALITY AND EDUCATIONAL ATTAINMENT  
 (AGUSTUS/AUGUST 2012)

PERKOTAAN+PERDESAAN /URBAN+RURAL

LAKI-LAKI+PEREMPUAN / MALE+FEMALE

| KABUPATEN/KOTA<br>REGENCY/MUNICIPALITY | TIDAK/BLM<br>PERNAH SEKOLAH<br>NOT ATTENDING<br>SCHOOL | TIDAK/BLM TAMAT SD<br>DID NOT COMPLETE/NOT<br>YET COMPLETED PRIMARY<br>SCHOOL | PENDIDIKAN TERTINGGI YANG DITAMATKAN/<br>EDUCATIONAL ATTAINMENT |                                     |                               |               |  |   | JUMLAH<br>TOTAL |
|--|--|---|---|-------------------------------------|-------------------------------|---------------|--|---|-----------------|
|  |  |   | SEKOLAH<br>DASAR<br>PRIMARY<br>SCHOOL                           | S L T P<br>JUNIOR<br>HIGH<br>SCHOOL | S L T A<br>SENIOR HIGH SCHOOL |               | DIPLOMA<br>I/II/III<br>AKADEMI<br>DIPLOMA<br>I/II/III<br>ACADEMY | DIPLOMA<br>IV/UNIVERSITAS<br>DIPLOMA<br>IV/UNIVERSITY |                 |
| (1)                                    | (2)  | (3)   | (4)   | (5)                                 | (6)                           | (7)           | (8)  | (9)   | (10)            |
| SIMEULUE                               | 238  | 621   | 3 315   | 1 766                               | 2 811                         | 424           | 972  | 390   | 10 537          |
| ACEH SINGKIL                           | 1 566  | 3 864   | 2 986   | 1 126                               | 1 930                         | 130           | 374  | 524   | 12 500          |
| ACEH SELATAN                           | 2 558  | 3 094   | 8 506   | 5 470                               | 6 454                         | 455           | 4 233  | 2 542   | 33 312          |
| ACEH TENGGARA                          | 1 109  | 2 304   | 8 355   | 7 983                               | 9 241                         | 884           | 2 676  | 3 294   | 35 846          |
| ACEH TIMUR                             | 636  | 5 354   | 18 359  | 13 918                              | 11 316                        | 392           | 2 012  | 2 013   | 54 000          |
| ACEH TENGAH                            | 330  | 4 502   | 5 629   | 4 331                               | 9 477                         | 1 908         | 4 013  | 3 330   | 33 520          |
| ACEH BARAT                             | 2 108  | 2 014   | 6 346   | 3 698                               | 3 589                         | 697           | 2 411  | 2 417   | 23 280          |
| ACEH BESAR                             | 574  | 3 296   | 8 108   | 9 645                               | 12 914                        | 1 430         | 5 385  | 12 743  | 54 095          |
| PIDIE                                  | 7 124  | 5 785   | 15 540  | 20 195                              | 14 025                        | 1 439         | 5 357  | 5 211   | 74 676          |
| BIREUEN                                | 253  | 3 676   | 20 229  | 12 430                              | 11 923                        | 2 028         | 4 105  | 7 315   | 61 959          |
| ACEH UTARA                             | 2 673  | 12 540  | 24 311  | 14 825                              | 15 461                        | 3 382         | 5 462  | 5 484   | 84 138          |
| ACEH BARAT DAYA                        | 612  | 958   | 2 910   | 1 670                               | 3 554                         | 1 065         | 1 939  | 1 383   | 14 091          |
| GAYO LUES                              | 1 446  | 4 015   | 3 529   | 2 490                               | 2 890                         | 227           | 1 130  | 703   | 16 430          |
| ACEH TAMIANG                           | 1 179  | 4 596   | 9 943   | 7 180                               | 7 072                         | 2 256         | 2 381  | 2 121   | 36 728          |
| NAGAN RAYA                             | 2 288  | 2 507   | 5 223   | 3 357                               | 4 102                         | 301           | 1 352  | 981   | 20 111          |
| ACEH JAYA                              | 531  | 1 452   | 2 993   | 1 534                               | 1 398                         | 194           | 1 582  | 849   | 10 533          |
| BENER MERIAH                           | 908  | 4 593   | 3 626   | 6 697                               | 4 642                         | 1 527         | 2 122  | 1 965   | 26 080          |
| PIDIE JAYA                             | 1 020  | 3 133   | 4 961   | 6 543                               | 4 627                         | 609           | 1 494  | 1 477   | 23 864          |
| KOTA BANDA ACEH                        | -  | 762   | 1 290   | 4 656                               | 8 829                         | 2 273         | 5 517  | 12 945  | 36 272          |
| KOTA SABANG                            | 51   | 111   | 145   | 338                                 | 1 387                         | 358           | 456  | 835   | 3 681           |
| KOTA LANGSA                            | 148  | 2 519   | 3 877   | 3 493                               | 4 650                         | 2 107         | 1 761  | 2 709   | 21 264          |
| KOTA LHOKEUMAWA                        | 395  | 1 873   | 3 990   | 3 083                               | 4 018                         | 1 935         | 2 654  | 2 458   | 20 406          |
| KOTA SUBULUSSALAM                      | 1 813  | 1 905   | 1 474   | 633                                 | 1 123                         | 91            | 813  | 645   | 8 497           |
| <b>JUMLAH<br/>TOTAL</b>                | <b>29 560</b>  | <b>75 474</b>   | <b>165 645</b>  | <b>137 061</b>                      | <b>147 433</b>                | <b>26 112</b> | <b>60 201</b>  | <b>74 334</b>   | <b>715 820</b>  |

TABEL  
TABLE

07.1

PENDUDUK ACEH BERUMUR 15 TAHUN KE ATAS YANG BEKERJA SELAMA SEMINGGU YANG LALU MENURUT  
GOLONGAN UMUR DAN PENDIDIKAN TERTINGGI YANG DITAMATKAN  
ACEH POPULATION 15 YEARS OF AGE AND OVER WHO WORKED DURING THE PREVIOUS WEEK  
BY AGE GROUP AND EDUCATIONAL ATTAINMENT  
(AGUSTUS/AUGUST 2012)

PERKOTAAN+PERDESAAN /URBAN+RURAL

LAKI-LAKI+PEREMPUAN / MALE+FEMALE

| GOLONGAN UMUR<br>AGE GROUP | TIDAK/BLM<br>PERNAH SEKOLAH<br>NOT ATTENDING<br>SCHOOL | TIDAK/BLM TAMAT SD<br>DID NOT<br>COMPLETE/NOT YET<br>COMPLETED PRIMARY<br>SCHOOL | PENDIDIKAN TERTINGGI YANG DITAMATKAN/<br>EDUCATIONAL ATTAINMENT |                                  |                               |                        |  | JUMLAH<br>TOTAL |   |
|----------------------------|--|--|---|----------------------------------|-------------------------------|------------------------|--|-----------------|---|
|                            |  |  | SEKOLAH<br>DASAR<br>PRIMARY<br>SCHOOL                           | S L T P<br>JUNIOR HIGH<br>SCHOOL | S L T A<br>SENIOR HIGH SCHOOL |                        | DIPLOMA<br>I/II/III<br>AKADEMI<br>DIPLOMA<br>I/II/III<br>ACADEMY |                 | DIPLOMA<br>IV/UNIVERSITAS<br>DIPLOMA<br>IV/UNIVERSITY |
| (1)                        | (2)  | (3)  | (4)   | (5)                              | UMUM<br>GENERAL               | KEJURUAN<br>VOCATIONAL | (8)  | (9)             | (10)  |
| 15 - 19                    | 483  | 3 946  | 13 015  | 30 878                           | 15 637                        | 3 740                  | 149  | -               | 67 848  |
| 20 - 24                    | 889  | 5 371  | 22 593  | 40 468                           | 79 320                        | 9 328                  | 12 466   | 8 468           | 178 903   |
| 25 - 29                    | 918  | 9 143  | 42 522  | 56 487                           | 85 298                        | 10 624                 | 25 569   | 22 722          | 253 283   |
| 30 - 34                    | 3 022  | 19 827   | 62 350  | 80 907                           | 76 043                        | 11 990                 | 18 236   | 24 085          | 296 460   |
| 35 - 39                    | 3 311  | 18 899   | 52 035  | 69 175                           | 59 222                        | 10 373                 | 12 129   | 19 382          | 244 526   |
| 40 - 44                    | 5 143  | 21 399   | 55 553  | 54 698                           | 52 490                        | 10 963                 | 6 978  | 21 224          | 228 448   |
| 45 - 49                    | 5 416  | 24 470   | 52 693  | 27 027                           | 33 048                        | 5 644                  | 6 530  | 18 521          | 173 349   |
| 50 - 54                    | 8 708  | 28 568   | 55 684  | 21 182                           | 16 884                        | 3 316                  | 4 502  | 14 784          | 153 628   |
| 55 - 59                    | 5 351  | 14 964   | 35 396  | 11 561                           | 8 319                         | 2 249                  | 1 900  | 3 574           | 83 314  |
| 60 +                       | 18 006   | 33 779   | 44 749  | 12 283                           | 5 203                         | 2 206                  | 1 266  | 1 296           | 118 788   |
| <b>JUMLAH<br/>TOTAL</b>    | <b>51 247</b>  | <b>180 366</b>   | <b>436 590</b>  | <b>404 666</b>                   | <b>431 464</b>                | <b>70 433</b>          | <b>89 725</b>  | <b>134 056</b>  | <b>1 798 547</b>                                      |

TABEL  
TABLE

07.2

PENDUDUK ACEH BERUMUR 15 TAHUN KE ATAS YANG BEKERJA SELAMA SEMINGGU YANG LALU MENURUT  
GOLONGAN UMUR DAN PENDIDIKAN TERTINGGI YANG DITAMATKAN  
ACEH POPULATION 15 YEARS OF AGE AND OVER WHO WORKED DURING THE PREVIOUS WEEK  
BY AGE GROUP AND EDUCATIONAL ATTAINMENT  
(AGUSTUS/AUGUST 2012)

PERKOTAAN /URBAN

LAKI-LAKI+PEREMPUAN / MALE+FEMALE

| GOLONGAN UMUR<br>AGE GROUP | TIDAK/BLM<br>PERNAH SEKOLAH<br>NOT ATTENDING<br>SCHOOL | TIDAK/BLM TAMAT SD<br>DID NOT<br>COMPLETE/NOT YET<br>COMPLETED PRIMARY<br>SCHOOL | PENDIDIKAN TERTINGGI YANG DITAMATKAN/<br>EDUCATIONAL ATTAINMENT |                                  |                               |                        |  |   | JUMLAH<br>TOTAL |
|----------------------------|--|--|---|----------------------------------|-------------------------------|------------------------|--|---|-----------------|
|                            |  |  | SEKOLAH<br>DASAR<br>PRIMARY<br>SCHOOL                           | S L T P<br>JUNIOR HIGH<br>SCHOOL | S L T A<br>SENIOR HIGH SCHOOL |                        | DIPLOMA<br>I/II/III<br>AKADEMI<br>DIPLOMA<br>I/II/III<br>ACADEMY | DIPLOMA<br>IV/UNIVERSITAS<br>DIPLOMA<br>IV/UNIVERSITY |                 |
|                            |  |  |   |                                  | UMUM<br>GENERAL               | KEJURUAN<br>VOCATIONAL |  |   |                 |
| (1)                        | (2)  | (3)  | (4)   | (5)                              | (6)                           | (7)                    | (8)  | (9)   | (10)            |
| 15 - 19                    | -  | 972  | 1 501   | 4 660                            | 3 234                         | 1 014                  | 149  | -   | 11 530          |
| 20 - 24                    | 54   | 1 062  | 2 920   | 6 574                            | 24 563                        | 5 077                  | 5 806  | 4 392   | 50 448          |
| 25 - 29                    | -  | 1 961  | 6 040   | 11 297                           | 29 617                        | 4 693                  | 11 062   | 11 754  | 76 424          |
| 30 - 34                    | -  | 2 537  | 8 185   | 17 464                           | 24 447                        | 6 699                  | 6 373  | 12 384  | 78 089          |
| 35 - 39                    | 29   | 3 806  | 6 381   | 15 290                           | 22 188                        | 5 994                  | 3 677  | 10 987  | 68 352          |
| 40 - 44                    | 722  | 2 850  | 8 554   | 10 637                           | 20 640                        | 6 619                  | 3 872  | 10 534  | 64 428          |
| 45 - 49                    | 499  | 2 321  | 8 304   | 5 277                            | 15 071                        | 3 076                  | 2 826  | 10 076  | 47 450          |
| 50 - 54                    | 572  | 3 825  | 9 589   | 7 603                            | 6 413                         | 1 693                  | 1 733  | 8 837   | 40 265          |
| 55 - 59                    | 398  | 2 898  | 6 761   | 3 741                            | 4 077                         | 1 499                  | 1 059  | 1 903   | 22 336          |
| 60 +                       | 819  | 5 221  | 9 717   | 3 813                            | 2 298                         | 1 601                  | 145  | 1 035   | 24 649          |
| <b>JUMLAH<br/>TOTAL</b>    | <b>3 093</b>   | <b>27 453</b>  | <b>67 952</b>   | <b>86 356</b>                    | <b>152 548</b>                | <b>37 965</b>          | <b>36 702</b>  | <b>71 902</b>   | <b>483 971</b>  |



TABEL  
TABLE

07.3

PENDUDUK ACEH BERUMUR 15 TAHUN KE ATAS YANG BEKERJA SELAMA SEMINGGU YANG LALU MENURUT  
GOLONGAN UMUR DAN PENDIDIKAN TERTINGGI YANG DITAMATKAN  
ACEH POPULATION 15 YEARS OF AGE AND OVER WHO WORKED DURING THE PREVIOUS WEEK  
BY AGE GROUP AND EDUCATIONAL ATTAINMENT  
(AGUSTUS/AUGUST 2012)

PERDESAAN / RURAL

LAKI-LAKI+PEREMPUAN / MALE+FEMALE

| GOLONGAN UMUR<br>AGE GROUP | TIDAK/BLM<br>PERNAH SEKOLAH<br>NOT ATTENDING<br>SCHOOL | TIDAK/BLM TAMAT SD<br>DID NOT<br>COMPLETE/NOT YET<br>COMPLETED PRIMARY<br>SCHOOL | PENDIDIKAN TERTINGGI YANG DITAMATKAN/<br>EDUCATIONAL ATTAINMENT |                                  |                               |                        |  |   | JUMLAH<br>TOTAL  |
|----------------------------|--|--|---|----------------------------------|-------------------------------|------------------------|--|---|------------------|
|                            |  |  | SEKOLAH<br>DASAR<br>PRIMARY<br>SCHOOL                           | S L T P<br>JUNIOR HIGH<br>SCHOOL | S L T A<br>SENIOR HIGH SCHOOL |                        | DIPLOMA<br>I/II/III<br>AKADEMI<br>DIPLOMA<br>I/II/III<br>ACADEMY | DIPLOMA<br>IV/UNIVERSITAS<br>DIPLOMA<br>IV/UNIVERSITY |                  |
| (1)                        | (2)  | (3)  | (4)   | (5)                              | UMUM<br>GENERAL               | KEJURUAN<br>VOCATIONAL | (8)  | (9)   | (10)             |
| 15 - 19                    | 483  | 2 974  | 11 514  | 26 218                           | 12 403                        | 2 726                  | -  | -   | 56 318           |
| 20 - 24                    | 835  | 4 309  | 19 673  | 33 894                           | 54 757                        | 4 251                  | 6 660  | 4 076   | 128 455          |
| 25 - 29                    | 918  | 7 182  | 36 482  | 45 190                           | 55 681                        | 5 931                  | 14 507   | 10 968  | 176 859          |
| 30 - 34                    | 3 022  | 17 290   | 54 165  | 63 443                           | 51 596                        | 5 291                  | 11 863   | 11 701  | 218 371          |
| 35 - 39                    | 3 282  | 15 093   | 45 654  | 53 885                           | 37 034                        | 4 379                  | 8 452  | 8 395   | 176 174          |
| 40 - 44                    | 4 421  | 18 549   | 46 999  | 44 061                           | 31 850                        | 4 344                  | 3 106  | 10 690  | 164 020          |
| 45 - 49                    | 4 917  | 22 149   | 44 389  | 21 750                           | 17 977                        | 2 568                  | 3 704  | 8 445   | 125 899          |
| 50 - 54                    | 8 136  | 24 743   | 46 095  | 13 579                           | 10 471                        | 1 623                  | 2 769  | 5 947   | 113 363          |
| 55 - 59                    | 4 953  | 12 066   | 28 635  | 7 820                            | 4 242                         | 750                    | 841  | 1 671   | 60 978           |
| 60 +                       | 17 187   | 28 558   | 35 032  | 8 470                            | 2 905                         | 605                    | 1 121  | 261   | 94 139           |
| <b>JUMLAH<br/>TOTAL</b>    | <b>48 154</b>  | <b>152 913</b>   | <b>368 638</b>  | <b>318 310</b>                   | <b>278 916</b>                | <b>32 468</b>          | <b>53 023</b>  | <b>62 154</b>   | <b>1 314 576</b> |

TABEL  
TABLE

07.4

PENDUDUK ACEH BERUMUR 15 TAHUN KE ATAS YANG BEKERJA SELAMA SEMINGGU YANG LALU MENURUT  
GOLONGAN UMUR DAN PENDIDIKAN TERTINGGI YANG DITAMATKAN  
ACEH POPULATION 15 YEARS OF AGE AND OVER WHO WORKED DURING THE PREVIOUS WEEK  
BY AGE GROUP AND EDUCATIONAL ATTAINMENT  
(AGUSTUS/AUGUST 2012)

PERKOTAAN+PERDESAAN /URBAN+RURAL

LAKI-LAKI / MALE

| GOLONGAN UMUR<br>AGE GROUP | TIDAK/BLM<br>PERNAH SEKOLAH<br>NOT ATTENDING<br>SCHOOL | TIDAK/BLM TAMAT SD<br>DID NOT<br>COMPLETE/NOT YET<br>COMPLETED PRIMARY<br>SCHOOL | PENDIDIKAN TERTINGGI YANG DITAMATKAN/<br>EDUCATIONAL ATTAINMENT |                                  |                               |                        |  |   | JUMLAH<br>TOTAL  |
|----------------------------|--|--|---|----------------------------------|-------------------------------|------------------------|--|---|------------------|
|                            |  |  | SEKOLAH<br>DASAR<br>PRIMARY<br>SCHOOL                           | S L T P<br>JUNIOR HIGH<br>SCHOOL | S L T A<br>SENIOR HIGH SCHOOL |                        | DIPLOMA<br>I/II/III<br>AKADEMI<br>DIPLOMA<br>I/II/III<br>ACADEMY | DIPLOMA<br>IV/UNIVERSITAS<br>DIPLOMA<br>IV/UNIVERSITY |                  |
| (1)                        | (2)  | (3)  | (4)   | (5)                              | UMUM<br>GENERAL               | KEJURUAN<br>VOCATIONAL | (8)  | (9)   | (10)             |
| 15 - 19                    | 286  | 3 800  | 10 220  | 20 017                           | 9 993                         | 2 613                  | 149  | -   | 47 078           |
| 20 - 24                    | 659  | 4 343  | 17 733  | 29 653                           | 52 635                        | 6 431                  | 3 108  | 2 818   | 117 380          |
| 25 - 29                    | 696  | 6 050  | 27 173  | 39 476                           | 64 197                        | 7 281                  | 10 153   | 10 418  | 165 444          |
| 30 - 34                    | 1 600  | 11 351   | 42 353  | 56 947                           | 57 898                        | 8 417                  | 7 058  | 10 971  | 196 595          |
| 35 - 39                    | 1 241  | 12 927   | 33 043  | 45 549                           | 45 753                        | 7 268                  | 3 622  | 9 901   | 159 304          |
| 40 - 44                    | 1 824  | 10 702   | 31 811  | 37 559                           | 39 779                        | 7 175                  | 3 977  | 9 582   | 142 409          |
| 45 - 49                    | 2 282  | 12 652   | 31 101  | 20 477                           | 25 586                        | 4 015                  | 2 285  | 10 147  | 108 545          |
| 50 - 54                    | 3 043  | 17 268   | 33 579  | 14 315                           | 13 809                        | 2 148                  | 1 787  | 8 709   | 94 658           |
| 55 - 59                    | 2 600  | 8 145  | 23 895  | 8 405                            | 6 981                         | 1 741                  | 673  | 2 239   | 54 679           |
| 60 +                       | 7 816  | 21 772   | 32 177  | 10 151                           | 4 855                         | 1 844                  | 749  | 1 296   | 80 660           |
| <b>JUMLAH<br/>TOTAL</b>    | <b>22 047</b>  | <b>109 010</b>   | <b>283 085</b>  | <b>282 549</b>                   | <b>321 486</b>                | <b>48 933</b>          | <b>33 561</b>  | <b>66 081</b>   | <b>1 166 752</b> |

TABEL  
TABLE

07.5

PENDUDUK ACEH BERUMUR 15 TAHUN KE ATAS YANG BEKERJA SELAMA SEMINGGU YANG LALU MENURUT  
GOLONGAN UMUR DAN PENDIDIKAN TERTINGGI YANG DITAMATKAN  
ACEH POPULATION 15 YEARS OF AGE AND OVER WHO WORKED DURING THE PREVIOUS WEEK  
BY AGE GROUP AND EDUCATIONAL ATTAINMENT  
(AGUSTUS/AUGUST 2012)

PERKOTAAN+PERDESAAN /URBAN+RURAL

PEREMPUAN / FEMALE

| GOLONGAN UMUR<br>AGE GROUP | TIDAK/BLM<br>PERNAH SEKOLAH<br>NOT ATTENDING<br>SCHOOL | TIDAK/BLM TAMAT SD<br>DID NOT<br>COMPLETE/NOT YET<br>COMPLETED PRIMARY<br>SCHOOL | PENDIDIKAN TERTINGGI YANG DITAMATKAN/<br>EDUCATIONAL ATTAINMENT |                                  |                               |                        |  |   | JUMLAH<br>TOTAL |
|----------------------------|--|--|---|----------------------------------|-------------------------------|------------------------|--|---|-----------------|
|                            |  |  | SEKOLAH<br>DASAR<br>PRIMARY<br>SCHOOL                           | S L T P<br>JUNIOR HIGH<br>SCHOOL | S L T A<br>SENIOR HIGH SCHOOL |                        | DIPLOMA<br>I/II/III<br>AKADEMI<br>DIPLOMA<br>I/II/III<br>ACADEMY | DIPLOMA<br>IV/UNIVERSITAS<br>DIPLOMA<br>IV/UNIVERSITY |                 |
| (1)                        | (2)  | (3)  | (4)   | (5)                              | UMUM<br>GENERAL               | KEJURUAN<br>VOCATIONAL | (8)  | (9)   | (10)            |
| 15 - 19                    | 197  | 146  | 2 795   | 10 861                           | 5 644                         | 1 127                  | -  | -   | 20 770          |
| 20 - 24                    | 230  | 1 028  | 4 860   | 10 815                           | 26 685                        | 2 897                  | 9 358  | 5 650   | 61 523          |
| 25 - 29                    | 222  | 3 093  | 15 349  | 17 011                           | 21 101                        | 3 343                  | 15 416   | 12 304  | 87 839          |
| 30 - 34                    | 1 422  | 8 476  | 19 997  | 23 960                           | 18 145                        | 3 573                  | 11 178   | 13 114  | 99 865          |
| 35 - 39                    | 2 070  | 5 972  | 18 992  | 23 626                           | 13 469                        | 3 105                  | 8 507  | 9 481   | 85 222          |
| 40 - 44                    | 3 319  | 10 697   | 23 742  | 17 139                           | 12 711                        | 3 788                  | 3 001  | 11 642  | 86 039          |
| 45 - 49                    | 3 134  | 11 818   | 21 592  | 6 550                            | 7 462                         | 1 629                  | 4 245  | 8 374   | 64 804          |
| 50 - 54                    | 5 665  | 11 300   | 22 105  | 6 867                            | 3 075                         | 1 168                  | 2 715  | 6 075   | 58 970          |
| 55 - 59                    | 2 751  | 6 819  | 11 501  | 3 156                            | 1 338                         | 508                    | 1 227  | 1 335   | 28 635          |
| 60 +                       | 10 190   | 12 007   | 12 572  | 2 132                            | 348                           | 362                    | 517  | -   | 38 128          |
| <b>JUMLAH<br/>TOTAL</b>    | 29 200   | 71 356   | 153 505   | 122 117                          | 109 978                       | 21 500                 | 56 164   | 67 975  | 631 795         |

TABEL  
TABLE 08.1

PENDUDUK ACEH BERUMUR 15 TAHUN KE ATAS YANG BEKERJA SELAMA SEMINGGU YANG LALU MENURUT GOLONGAN UMUR  
DAN JUMLAH JAM KERJA SELURUHNYA  
ACEH POPULATION 15 YEARS OF AGE AND OVER WHO WORKED DURING THE PREVIOUS WEEK  
BY AGE GROUP AND TOTAL WORKING HOURS  
(AGUSTUS/AUGUST 2012)

| GOLONGAN UMUR<br>AGE GROUP | JUMLAH JAM KERJA SELURUHNYA/TOTAL WORKING HOURS |         |         |         |         | LAKI-LAKI+PEREMPUAN /MALE+ FEMALE |  |
|----------------------------|---|---------|---------|---------|---------|-----------------------------------|--|
|                            | 0*)   | 1-14    | 15 - 34 | 1-34    | 35 +    | JUMLAH<br>TOTAL**)                |  |
| (1)                        | (2)   | (3)     | (4)     | (5)     | (6)     | (7)                               |  |
| 15 - 19                    | 829   | 15 547  | 31 288  | 46 835  | 20 184  | 67 848                            |  |
| 20 - 24                    | 3 853   | 21 981  | 68 019  | 90 000  | 85 050  | 178 903                           |  |
| 25 - 29                    | 10 255  | 21 018  | 101 749 | 122 767 | 120 261 | 253 283                           |  |
| 30 - 34                    | 13 946  | 22 770  | 118 590 | 141 360 | 141 154 | 296 460                           |  |
| 35 - 39                    | 10 872  | 18 587  | 96 518  | 115 105 | 118 549 | 244 526                           |  |
| 40 - 44                    | 11 802  | 16 775  | 87 470  | 104 245 | 112 401 | 228 448                           |  |
| 45 - 49                    | 7 993   | 12 111  | 74 873  | 86 984  | 78 372  | 173 349                           |  |
| 50 - 54                    | 6 903   | 13 518  | 67 386  | 80 904  | 65 821  | 153 628                           |  |
| 55 - 59                    | 5 337   | 8 754   | 38 135  | 46 889  | 31 088  | 83 314                            |  |
| 60+                        | 7 656   | 18 952  | 56 566  | 75 518  | 35 614  | 118 788                           |  |
| JUMLAH<br>TOTAL            | 79 446  | 170 013 | 740 594 | 910 607 | 808 494 | 1 798 547                         |  |

CATATAN/NOTE:

\*) SEMENTARA TIDAK BEKERJA/TEMPORARILY NOT WORKING

\*\*\*) JUMLAH/TOTAL = KOLOM/COLUMN (2)+(5)+(6)

PENDUDUK ACEH BERUMUR 15 TAHUN KE ATAS YANG BEKERJA SELAMA SEMINGGU YANG LALU MENURUT GOLONGAN UMUR  
DAN JUMLAH JAM KERJA SELURUHNYA  
ACEH POPULATION 15 YEARS OF AGE AND OVER WHO WORKED DURING THE PREVIOUS WEEK  
BY AGE GROUP AND TOTAL WORKING HOURS  
(AGUSTUS/AUGUST 2012)

TABEL  
TABLE 08.2

| GOLONGAN UMUR<br>AGE GROUP | JUMLAH JAM KERJA SELURUHNYA/TOTAL WORKING HOURS |               |                |                |                | LAKI-LAKI+PEREMPUAN /MALE+ FEMALE |  |
|----------------------------|---|---------------|----------------|----------------|----------------|-----------------------------------|--|
|                            | 0*)   | 1-14          | 15 - 34        | 1-34           | 35 +           | JUMLAH<br>TOTAL**)                |  |
| (1)                        | (2)   | (3)           | (4)            | (5)            | (6)            | (7)                               |  |
| 15 - 19                    | 114   | 1 863         | 4 044          | 5 907          | 5 509          | 11 530                            |  |
| 20 - 24                    | 988   | 2 833         | 13 062         | 15 895         | 33 565         | 50 448                            |  |
| 25 - 29                    | 4 511   | 2 746         | 17 234         | 19 980         | 51 933         | 76 424                            |  |
| 30 - 34                    | 3 644   | 2 312         | 21 545         | 23 857         | 50 588         | 78 089                            |  |
| 35 - 39                    | 4 027   | 2 928         | 18 811         | 21 739         | 42 586         | 68 352                            |  |
| 40 - 44                    | 4 722   | 3 149         | 16 236         | 19 385         | 40 321         | 64 428                            |  |
| 45 - 49                    | 2 605   | 2 298         | 14 445         | 16 743         | 28 102         | 47 450                            |  |
| 50 - 54                    | 2 090   | 2 618         | 11 753         | 14 371         | 23 804         | 40 265                            |  |
| 55 - 59                    | 2 361   | 1 350         | 6 664          | 8 014          | 11 961         | 22 336                            |  |
| 60+                        | 1 793   | 2 295         | 8 678          | 10 973         | 11 883         | 24 649                            |  |
| <b>JUMLAH<br/>TOTAL</b>    | <b>26 855</b>                                   | <b>24 392</b> | <b>132 472</b> | <b>156 864</b> | <b>300 252</b> | <b>483 971</b>                    |  |

CATATAN/NOTE:

\*) SEMENTARA TIDAK BEKERJA/TEMPORARILY NOT WORKING

\*\*\*) JUMLAH/TOTAL = KOLOM/COLUMN (2)+(5)+(6)

TABEL  
TABLE 08.3

PENDUDUK ACEH BERUMUR 15 TAHUN KE ATAS YANG BEKERJA SELAMA SEMINGGU YANG LALU MENURUT GOLONGAN UMUR  
DAN JUMLAH JAM KERJA SELURUHNYA  
ACEH POPULATION 15 YEARS OF AGE AND OVER WHO WORKED DURING THE PREVIOUS WEEK  
BY AGE GROUP AND TOTAL WORKING HOURS  
(AGUSTUS/AUGUST 2012)

| PERDESAAN / RURAL | LAKI-LAKI+PEREMPUAN / MALE+ FEMALE | Jumlah Jam Kerja Seluruhnya / Total Working Hours |         |         |         |           | Jumlah Total**) |
|-------------------|------------------------------------|---|---------|---------|---------|-----------|-----------------|
|                   |                                    | Golongan Umur / Age Group                         | 0*)     | 1-14    | 15 - 34 | 1-34      |                 |
| (1)               | (2)                                | (3)   | (4)     | (5)     | (6)     | (7)       |                 |
| 15 - 19           | 715                                | 13 684  | 27 244  | 40 928  | 14 675  | 56 318    |                 |
| 20 - 24           | 2 865                              | 19 148  | 54 957  | 74 105  | 51 485  | 128 455   |                 |
| 25 - 29           | 5 744                              | 18 272  | 84 515  | 102 787 | 68 328  | 176 859   |                 |
| 30 - 34           | 10 302                             | 20 458  | 97 045  | 117 503 | 90 566  | 218 371   |                 |
| 35 - 39           | 6 845                              | 15 659  | 77 707  | 93 366  | 75 963  | 176 174   |                 |
| 40 - 44           | 7 080                              | 13 626  | 71 234  | 84 860  | 72 080  | 164 020   |                 |
| 45 - 49           | 5 388                              | 9 813   | 60 428  | 70 241  | 50 270  | 125 899   |                 |
| 50 - 54           | 4 813                              | 10 900  | 55 633  | 66 533  | 42 017  | 113 363   |                 |
| 55 - 59           | 2 976                              | 7 404   | 31 471  | 38 875  | 19 127  | 60 978    |                 |
| 60+               | 5 863                              | 16 657  | 47 888  | 64 545  | 23 731  | 94 139    |                 |
| Jumlah Total      | 52 591                             | 145 621   | 608 122 | 753 743 | 508 242 | 1 314 576 |                 |

CATATAN/NOTE:

\*) SEMENTARA TIDAK BEKERJA / TEMPORARILY NOT WORKING

\*\*\*) JUMLAH/TOTAL = KOLOM/COLUMN (2)+(5)+(6)

TABEL  
TABLE 08.4

PENDUDUK ACEH BERUMUR 15 TAHUN KE ATAS YANG BEKERJA SELAMA SEMINGGU YANG LALU MENURUT GOLONGAN UMUR  
DAN JUMLAH JAM KERJA SELURUHNYA  
ACEH POPULATION 15 YEARS OF AGE AND OVER WHO WORKED DURING THE PREVIOUS WEEK  
BY AGE GROUP AND TOTAL WORKING HOURS  
(AGUSTUS/AUGUST 2012)

| GOLONGAN UMUR<br>AGE GROUP | JUMLAH JAM KERJA SELURUHNYA/TOTAL WORKING HOURS |        |         |         |         | LAKI-LAKI /MALE    |
|----------------------------|---|--------|---------|---------|---------|--------------------|
|                            | 0*)   | 1-14   | 15 - 34 | 1-34    | 35 +    | JUMLAH<br>TOTAL**) |
| (1)                        | (2)   | (3)    | (4)     | (5)     | (6)     | (7)                |
| 15 - 19                    | 561   | 9 911  | 19 962  | 29 873  | 16 644  | 47 078             |
| 20 - 24                    | 2 181   | 9 440  | 42 226  | 51 666  | 63 533  | 117 380            |
| 25 - 29                    | 4 468   | 10 086 | 62 597  | 72 683  | 88 293  | 165 444            |
| 30 - 34                    | 6 783   | 6 932  | 71 303  | 78 235  | 111 577 | 196 595            |
| 35 - 39                    | 4 869   | 5 304  | 57 733  | 63 037  | 91 398  | 159 304            |
| 40 - 44                    | 5 049   | 4 459  | 49 051  | 53 510  | 83 850  | 142 409            |
| 45 - 49                    | 3 237   | 4 560  | 40 866  | 45 426  | 59 882  | 108 545            |
| 50 - 54                    | 3 500   | 3 859  | 38 007  | 41 866  | 49 292  | 94 658             |
| 55 - 59                    | 2 842   | 3 337  | 23 271  | 26 608  | 25 229  | 54 679             |
| 60+                        | 4 388   | 10 442 | 36 303  | 46 745  | 29 527  | 80 660             |
| JUMLAH<br>TOTAL            | 37 878  | 68 330 | 441 319 | 509 649 | 619 225 | 1 166 752          |

CATATAN/NOTE:

\*) SEMENTARA TIDAK BEKERJA/TEMPORARILY NOT WORKING

\*\*\*) JUMLAH/TOTAL = KOLOM/COLUMN (2)+(5)+(6)

PENDUDUK ACEH BERUMUR 15 TAHUN KE ATAS YANG BEKERJA SELAMA SEMINGGU YANG LALU MENURUT GOLONGAN UMUR  
DAN JUMLAH JAM KERJA SELURUHNYA  
ACEH POPULATION 15 YEARS OF AGE AND OVER WHO WORKED DURING THE PREVIOUS WEEK  
BY AGE GROUP AND TOTAL WORKING HOURS  
(AGUSTUS/AUGUST 2012)

TABEL  
TABLE 08.5

| GOLONGAN UMUR<br>AGE GROUP | JUMLAH JAM KERJA SELURUHNYA/TOTAL WORKING HOURS |         |         |         |         | PEREMPUAN / FEMALE |
|----------------------------|---|---------|---------|---------|---------|--------------------|
|                            | 0*)   | 1-14    | 15 - 34 | 1-34    | 35 +    | JUMLAH<br>TOTAL**) |
| (1)                        | (2)   | (3)     | (4)     | (5)     | (6)     | (7)                |
| 15 - 19                    | 268   | 5 636   | 11 326  | 16 962  | 3 540   | 20 770             |
| 20 - 24                    | 1 672   | 12 541  | 25 793  | 38 334  | 21 517  | 61 523             |
| 25 - 29                    | 5 787   | 10 932  | 39 152  | 50 084  | 31 968  | 87 839             |
| 30 - 34                    | 7 163   | 15 838  | 47 287  | 63 125  | 29 577  | 99 865             |
| 35 - 39                    | 6 003   | 13 283  | 38 785  | 52 068  | 27 151  | 85 222             |
| 40 - 44                    | 6 753   | 12 316  | 38 419  | 50 735  | 28 551  | 86 039             |
| 45 - 49                    | 4 756   | 7 551   | 34 007  | 41 558  | 18 490  | 64 804             |
| 50 - 54                    | 3 403   | 9 659   | 29 379  | 39 038  | 16 529  | 58 970             |
| 55 - 59                    | 2 495   | 5 417   | 14 864  | 20 281  | 5 859   | 28 635             |
| 60+                        | 3 268   | 8 510   | 20 263  | 28 773  | 6 087   | 38 128             |
| JUMLAH<br>TOTAL            | 41 568  | 101 683 | 299 275 | 400 958 | 189 269 | 631 795            |

CATATAN/NOTE:

\*) SEMENTARA TIDAK BEKERJA/TEMPORARILY NOT WORKING

\*\*\*) JUMLAH/TOTAL = KOLOM/COLUMN (2)+(5)+(6)



TABEL  
TABLE

09.1

PENDUDUK ACEH BERUMUR 15 TAHUN KE ATAS YANG BEKERJA SELAMA SEMINGGU YANG LALU MENURUT GOLONGAN UMUR DAN LAPANGAN PEKERJAAN UTAMA  
ACEH POPULATION 15 YEARS OF AGE AND OVER WHO WORKED DURING THE PREVIOUS WEEK BY AGE GROUP AND MAIN INDUSTRY  
(AGUSTUS/AUGUST 2012)

PERKOTAAN+PERDESAAN /URBAN+RURAL

LAKI-LAKI+PEREMPUAN / MALE+FEMALE

| GOLONGAN UMUR<br>AGE GROUP | LAPANGAN PEKERJAAN UTAMA/MAIN INDUSTRY*) |        |        |       |         |         |        |        |         | JUMLAH<br>TOTAL |
|----------------------------|--|--------|--------|-------|---------|---------|--------|--------|---------|-----------------|
|                            | 1  | 2      | 3      | 4     | 5       | 6       | 7      | 8      | 9       |                 |
| (1)                        | (2)                                      | (3)    | (4)    | (5)   | (6)     | (7)     | (8)    | (9)    | (10)    | (11)            |
| 15 - 19                    | 40 600                                   | 725    | 4 658  | -     | 4 724   | 9 400   | 1 651  | 174    | 5 916   | 67 848          |
| 20 - 24                    | 70 511                                   | 3 635  | 6 144  | 440   | 16 873  | 33 189  | 6 019  | 4 423  | 37 669  | 178 903         |
| 25 - 29                    | 92 594                                   | 3 770  | 10 594 | 110   | 23 353  | 40 257  | 7 644  | 5 596  | 69 365  | 253 283         |
| 30 - 34                    | 122 920                                  | 1 428  | 12 644 | 754   | 26 948  | 47 244  | 16 697 | 5 493  | 62 332  | 296 460         |
| 35 - 39                    | 107 280                                  | 1 836  | 8 428  | 778   | 19 736  | 41 386  | 12 756 | 2 603  | 49 723  | 244 526         |
| 40 - 44                    | 108 617                                  | 1 277  | 8 936  | 568   | 15 547  | 36 516  | 10 960 | 2 020  | 44 007  | 228 448         |
| 45 - 49                    | 83 883                                   | 433    | 7 267  | 244   | 9 473   | 25 228  | 8 430  | 1 874  | 36 517  | 173 349         |
| 50 - 54                    | 82 081                                   | 886    | 6 176  | 142   | 8 759   | 20 694  | 4 828  | 1 629  | 28 433  | 153 628         |
| 55 - 59                    | 50 752                                   | 75     | 3 522  | 135   | 3 282   | 11 317  | 2 328  | 315    | 11 588  | 83 314          |
| 60+                        | 83 628                                   | 106    | 5 475  | -     | 2 051   | 17 224  | 1 502  | 636    | 8 166   | 118 788         |
| JUMLAH<br>TOTAL            | 842 866                                  | 14 171 | 73 844 | 3 171 | 130 746 | 282 455 | 72 815 | 24 763 | 353 716 | 1 798 547       |

CATATAN/NOTE:

\*) 1. PERTANIAN, PERKEBUNAN, KEHUTANAN, PERBURUAN, DAN PERIKANAN 2. PERTAMBANGAN DAN PENGGALIAN 3. INDUSTRI PENGOLAHAN 4. LISTRIK, GAS, DAN AIR MINUM 5. KONSTRUKSI 6. PERDAGANGAN, RUMAH MAKAN, DAN JASA AKOMODASI 7. TRANSPORTASI, PERGUDANGAN, DAN KOMUNIKASI 8. LEMBAGA KEUANGAN, REAL ESTATE, USAHA PERSEWAAN DAN JASA PERUSAHAAN 9. JASA KEMASYARAKATAN, SOSIAL, DAN PERORANGAN

TABEL  
TABLE

09.2

PENDUDUK ACEH BERUMUR 15 TAHUN KE ATAS YANG BEKERJA SELAMA SEMINGGU YANG LALU MENURUT GOLONGAN UMUR DAN LAPANGAN PEKERJAAN UTAMA  
ACEH POPULATION 15 YEARS OF AGE AND OVER WHO WORKED DURING THE PREVIOUS WEEK BY AGE GROUP AND MAIN INDUSTRY  
(AGUSTUS/AUGUST 2012)

PERKOTAAN /URBAN

LAKI-LAKI+PEREMPUAN / MALE+FEMALE

| GOLONGAN UMUR<br>AGE GROUP | LAPANGAN PEKERJAAN UTAMA/MAIN INDUSTRY*) |       |        |       |        |         |        |        |         | JUMLAH<br>TOTAL |
|----------------------------|--|-------|--------|-------|--------|---------|--------|--------|---------|-----------------|
|                            | 1  | 2     | 3      | 4     | 5      | 6       | 7      | 8      | 9       |                 |
| (1)                        | (2)                                      | (3)   | (4)    | (5)   | (6)    | (7)     | (8)    | (9)    | (10)    | (11)            |
| 15 - 19                    | 2 713                                    | 298   | 783    | -     | 861    | 3 483   | 403    | 115    | 2 874   | 11 530          |
| 20 - 24                    | 5 170                                    | 846   | 2 149  | 440   | 3 826  | 15 090  | 1 867  | 3 650  | 17 410  | 50 448          |
| 25 - 29                    | 7 523                                    | 791   | 2 753  | 53    | 4 803  | 21 637  | 3 156  | 3 424  | 32 284  | 76 424          |
| 30 - 34                    | 10 260                                   | 195   | 3 150  | 754   | 6 931  | 21 414  | 6 335  | 4 650  | 24 400  | 78 089          |
| 35 - 39                    | 9 902                                    | 204   | 3 166  | 634   | 6 698  | 18 923  | 5 272  | 766    | 22 787  | 68 352          |
| 40 - 44                    | 10 186                                   | 508   | 3 286  | 451   | 4 773  | 16 165  | 4 994  | 1 270  | 22 795  | 64 428          |
| 45 - 49                    | 7 062                                    | -     | 3 096  | 244   | 3 393  | 11 766  | 2 876  | 1 514  | 17 499  | 47 450          |
| 50 - 54                    | 7 875                                    | 325   | 1 594  | 142   | 2 892  | 10 357  | 2 599  | 1 077  | 13 404  | 40 265          |
| 55 - 59                    | 4 714                                    | 75    | 1 418  | 135   | 1 224  | 6 786   | 1 567  | 208    | 6 209   | 22 336          |
| 60+                        | 6 602                                    | -     | 1 766  | -     | 806    | 9 272   | 1 261  | 396    | 4 546   | 24 649          |
| JUMLAH<br>TOTAL            | 72 007                                   | 3 242 | 23 161 | 2 853 | 36 207 | 134 893 | 30 330 | 17 070 | 164 208 | 483 971         |

CATATAN/NOTE:

\*) 1. PERTANIAN, PERKEBUNAN, KEHUTANAN, PERBURUAN, DAN PERIKANAN 2. PERTAMBANGAN DAN PENGGALIAN 3. INDUSTRI PENGOLAHAN 4. LISTRIK, GAS, DAN AIR MINUM 5. KONSTRUKSI 6. PERDAGANGAN, RUMAH MAKAN, DAN JASA AKOMODASI 7. TRANSPORTASI, PERGUDANGAN, DAN KOMUNIKASI 8. LEMBAGA KEUANGAN, REAL ESTATE, USAHA PERSEWAAN DAN JASA PERUSAHAAN 9. JASA KEMASYARAKATAN, SOSIAL, DAN PERORANGAN

TABEL  
TABLE

09.3

PENDUDUK ACEH BERUMUR 15 TAHUN KE ATAS YANG BEKERJA SELAMA SEMINGGU YANG LALU MENURUT GOLONGAN UMUR DAN LAPANGAN PEKERJAAN UTAMA  
ACEH POPULATION 15 YEARS OF AGE AND OVER WHO WORKED DURING THE PREVIOUS WEEK BY AGE GROUP AND MAIN INDUSTRY  
(AGUSTUS/AUGUST 2012)

PERDESAAN / RURAL

LAKI-LAKI+PEREMPUAN / MALE+FEMALE

| GOLONGAN UMUR<br>AGE GROUP | LAPANGAN PEKERJAAN UTAMA/MAIN INDUSTRY*) |        |        |     |        |         |        |       |         | JUMLAH<br>TOTAL |
|----------------------------|--|--------|--------|-----|--------|---------|--------|-------|---------|-----------------|
|                            | 1  | 2      | 3      | 4   | 5      | 6       | 7      | 8     | 9       |                 |
| (1)                        | (2)                                      | (3)    | (4)    | (5) | (6)    | (7)     | (8)    | (9)   | (10)    | (11)            |
| 15 - 19                    | 37 887                                   | 427    | 3 875  | -   | 3 863  | 5 917   | 1 248  | 59    | 3 042   | 56 318          |
| 20 - 24                    | 65 341                                   | 2 789  | 3 995  | -   | 13 047 | 18 099  | 4 152  | 773   | 20 259  | 128 455         |
| 25 - 29                    | 85 071                                   | 2 979  | 7 841  | 57  | 18 550 | 18 620  | 4 488  | 2 172 | 37 081  | 176 859         |
| 30 - 34                    | 112 660                                  | 1 233  | 9 494  | -   | 20 017 | 25 830  | 10 362 | 843   | 37 932  | 218 371         |
| 35 - 39                    | 97 378                                   | 1 632  | 5 262  | 144 | 13 038 | 22 463  | 7 484  | 1 837 | 26 936  | 176 174         |
| 40 - 44                    | 98 431                                   | 769    | 5 650  | 117 | 10 774 | 20 351  | 5 966  | 750   | 21 212  | 164 020         |
| 45 - 49                    | 76 821                                   | 433    | 4 171  | -   | 6 080  | 13 462  | 5 554  | 360   | 19 018  | 125 899         |
| 50 - 54                    | 74 206                                   | 561    | 4 582  | -   | 5 867  | 10 337  | 2 229  | 552   | 15 029  | 113 363         |
| 55 - 59                    | 46 038                                   | -      | 2 104  | -   | 2 058  | 4 531   | 761    | 107   | 5 379   | 60 978          |
| 60+                        | 77 026                                   | 106    | 3 709  | -   | 1 245  | 7 952   | 241    | 240   | 3 620   | 94 139          |
| JUMLAH<br>TOTAL            | 770 859                                  | 10 929 | 50 683 | 318 | 94 539 | 147 562 | 42 485 | 7 693 | 189 508 | 1 314 576       |

CATATAN/NOTE:

\*) 1. PERTANIAN, PERKEBUNAN, KEHUTANAN, PERBURUAN, DAN PERIKANAN 2. PERTAMBANGAN DAN PENGGALIAN 3. INDUSTRI PENGOLAHAN 4. LISTRIK, GAS, DAN AIR MINUM 5. KONSTRUKSI 6. PERDAGANGAN, RUMAH MAKAN, DAN JASA AKOMODASI 7. TRANSPORTASI, PERGUDANGAN, DAN KOMUNIKASI 8. LEMBAGA KEUANGAN, REAL ESTATE, USAHA PERSEWAAN DAN JASA PERUSAHAAN 9. JASA KEMASYARAKATAN, SOSIAL, DAN PERORANGAN

TABEL  
TABLE

09.4

PENDUDUK ACEH BERUMUR 15 TAHUN KE ATAS YANG BEKERJA SELAMA SEMINGGU YANG LALU MENURUT GOLONGAN UMUR DAN LAPANGAN PEKERJAAN UTAMA  
ACEH POPULATION 15 YEARS OF AGE AND OVER WHO WORKED DURING THE PREVIOUS WEEK BY AGE GROUP AND MAIN INDUSTRY  
(AGUSTUS/AUGUST 2012)

PERKOTAAN+PERDESAAN /URBAN+RURAL

LAKI-LAKI / MALE

| GOLONGAN UMUR<br>AGE GROUP | LAPANGAN PEKERJAAN UTAMA/MAIN INDUSTRY*) |        |        |       |         |         |        |        |         | JUMLAH<br>TOTAL |
|----------------------------|--|--------|--------|-------|---------|---------|--------|--------|---------|-----------------|
|                            | 1  | 2      | 3      | 4     | 5       | 6       | 7      | 8      | 9       |                 |
| (1)                        | (2)                                      | (3)    | (4)    | (5)   | (6)     | (7)     | (8)    | (9)    | (10)    | (11)            |
| 15 - 19                    | 30 186                                   | 725    | 1 730  | -     | 4 724   | 4 838   | 1 651  | 115    | 3 109   | 47 078          |
| 20 - 24                    | 48 159                                   | 3 635  | 3 519  | 440   | 16 572  | 20 448  | 5 888  | 2 229  | 16 490  | 117 380         |
| 25 - 29                    | 63 010                                   | 3 770  | 6 847  | 110   | 22 962  | 23 883  | 7 288  | 3 601  | 33 973  | 165 444         |
| 30 - 34                    | 77 242                                   | 1 428  | 8 283  | 653   | 26 948  | 31 444  | 16 697 | 3 937  | 29 963  | 196 595         |
| 35 - 39                    | 69 288                                   | 1 780  | 4 727  | 778   | 19 736  | 23 752  | 12 645 | 2 081  | 24 517  | 159 304         |
| 40 - 44                    | 64 480                                   | 1 277  | 4 710  | 568   | 15 413  | 23 341  | 10 882 | 976    | 20 762  | 142 409         |
| 45 - 49                    | 51 132                                   | 353    | 3 484  | 244   | 9 473   | 14 977  | 8 430  | 1 629  | 18 823  | 108 545         |
| 50 - 54                    | 47 572                                   | 830    | 2 100  | 142   | 8 759   | 12 943  | 4 828  | 1 578  | 15 906  | 94 658          |
| 55 - 59                    | 31 959                                   | 75     | 2 171  | 135   | 3 282   | 7 404   | 2 328  | 107    | 7 218   | 54 679          |
| 60+                        | 56 186                                   | -      | 3 243  | -     | 2 051   | 11 669  | 1 502  | 531    | 5 478   | 80 660          |
| JUMLAH<br>TOTAL            | 539 214                                  | 13 873 | 40 814 | 3 070 | 129 920 | 174 699 | 72 139 | 16 784 | 176 239 | 1 166 752       |

CATATAN/NOTE:

\*) 1. PERTANIAN, PERKEBUNAN, KEHUTANAN, PERBURUAN, DAN PERIKANAN 2. PERTAMBANGAN DAN PENGGALIAN 3. INDUSTRI PENGOLAHAN 4. LISTRIK, GAS, DAN AIR MINUM 5. KONSTRUKSI 6. PERDAGANGAN, RUMAH MAKAN, DAN JASA AKOMODASI 7. TRANSPORTASI, PERGUDANGAN, DAN KOMUNIKASI 8. LEMBAGA KEUANGAN, REAL ESTATE, USAHA PERSEWAAN DAN JASA PERUSAHAAN 9. JASA KEMASYARAKATAN, SOSIAL, DAN PERORANGAN

TABEL  
TABLE

09.5

PENDUDUK ACEH BERUMUR 15 TAHUN KE ATAS YANG BEKERJA SELAMA SEMINGGU YANG LALU MENURUT GOLONGAN UMUR DAN LAPANGAN PEKERJAAN UTAMA  
ACEH POPULATION 15 YEARS OF AGE AND OVER WHO WORKED DURING THE PREVIOUS WEEK BY AGE GROUP AND MAIN INDUSTRY  
(AGUSTUS/AUGUST 2012)

PERKOTAAN+PERDESAAN /URBAN+RURAL

PEREMPUAN / FEMALE

| GOLONGAN UMUR<br>AGE GROUP | LAPANGAN PEKERJAAN UTAMA/MAIN INDUSTRY*) |     |        |     |     |         |     |       |         | JUMLAH<br>TOTAL |
|----------------------------|--|-----|--------|-----|-----|---------|-----|-------|---------|-----------------|
|                            | 1  | 2   | 3      | 4   | 5   | 6       | 7   | 8     | 9       |                 |
| (1)                        | (2)                                      | (3) | (4)    | (5) | (6) | (7)     | (8) | (9)   | (10)    | (11)            |
| 15 - 19                    | 10 414                                   | -   | 2 928  | -   | -   | 4 562   | -   | 59    | 2 807   | 20 770          |
| 20 - 24                    | 22 352                                   | -   | 2 625  | -   | 301 | 12 741  | 131 | 2 194 | 21 179  | 61 523          |
| 25 - 29                    | 29 584                                   | -   | 3 747  | -   | 391 | 16 374  | 356 | 1 995 | 35 392  | 87 839          |
| 30 - 34                    | 45 678                                   | -   | 4 361  | 101 | -   | 15 800  | -   | 1 556 | 32 369  | 99 865          |
| 35 - 39                    | 37 992                                   | 56  | 3 701  | -   | -   | 17 634  | 111 | 522   | 25 206  | 85 222          |
| 40 - 44                    | 44 137                                   | -   | 4 226  | -   | 134 | 13 175  | 78  | 1 044 | 23 245  | 86 039          |
| 45 - 49                    | 32 751                                   | 80  | 3 783  | -   | -   | 10 251  | -   | 245   | 17 694  | 64 804          |
| 50 - 54                    | 34 509                                   | 56  | 4 076  | -   | -   | 7 751   | -   | 51    | 12 527  | 58 970          |
| 55 - 59                    | 18 793                                   | -   | 1 351  | -   | -   | 3 913   | -   | 208   | 4 370   | 28 635          |
| 60+                        | 27 442                                   | 106 | 2 232  | -   | -   | 5 555   | -   | 105   | 2 688   | 38 128          |
| JUMLAH<br>TOTAL            | 303 652                                  | 298 | 33 030 | 101 | 826 | 107 756 | 676 | 7 979 | 177 477 | 631 795         |

CATATAN/NOTE:

\*) 1. PERTANIAN, PERKEBUNAN, KEHUTANAN, PERBURUAN, DAN PERIKANAN 2. PERTAMBANGAN DAN PENGGALIAN 3. INDUSTRI PENGOLAHAN 4. LISTRIK, GAS, DAN AIR MINUM 5. KONSTRUKSI 6. PERDAGANGAN, RUMAH MAKAN, DAN JASA AKOMODASI 7. TRANSPORTASI, PERGUDANGAN, DAN KOMUNIKASI 8. LEMBAGA KEUANGAN, REAL ESTATE, USAHA PERSEWAAN DAN JASA PERUSAHAAN 9. JASA KEMASYARAKATAN, SOSIAL, DAN PERORANGAN

TABEL  
TABLE 10.1

PENDUDUK ACEH BERUMUR 15 TAHUN KE ATAS YANG BEKERJA SELAMA SEMINGGU YANG LALU MENURUT GOLONGAN UMUR DAN STATUS PEKERJAAN UTAMA  
ACEH POPULATION 15 YEARS OF AGE AND OVER WHO WORKED DURING THE PREVIOUS WEEK BY AGE GROUP AND MAIN EMPLOYMENT STATUS  
(AGUSTUS/AUGUST 2012)

PERKOTAAN+PERDESAAN /URBAN+RURAL

LAKI-LAKI+PEREMPUAN /MALE+ FEMALE

| GOLONGAN UMUR<br>AGE GROUP | STATUS PEKERJAAN UTAMA/MAIN EMPLOYMENT STATUS *) |                |               |                |               |               |                | JUMLAH<br>TOTAL  |
|----------------------------|--|----------------|---------------|----------------|---------------|---------------|----------------|------------------|
|                            | 1  | 2              | 3             | 4              | 5             | 6             | 7              |                  |
| (1)                        | (2)  | (3)            | (4)           | (5)            | (6)           | (7)           | (8)            | (11)             |
| 15 - 19                    | 4 220  | 2 421          | 736           | 19 202         | 4 045         | 4 623         | 32 601         | 67 848           |
| 20 - 24                    | 18 627   | 6 801          | 2 982         | 86 658         | 7 879         | 8 541         | 47 415         | 178 903          |
| 25 - 29                    | 38 355   | 16 997         | 5 121         | 126 074        | 7 259         | 10 904        | 48 573         | 253 283          |
| 30 - 34                    | 59 933   | 38 978         | 16 771        | 116 228        | 12 237        | 10 426        | 41 887         | 296 460          |
| 35 - 39                    | 54 644   | 38 786         | 16 475        | 85 458         | 9 592         | 6 793         | 32 778         | 244 526          |
| 40 - 44                    | 52 683   | 44 618         | 15 702        | 72 122         | 8 270         | 5 285         | 29 768         | 228 448          |
| 45 - 49                    | 38 314   | 38 915         | 8 090         | 55 450         | 7 617         | 4 465         | 20 498         | 173 349          |
| 50 - 54                    | 31 978   | 37 120         | 8 302         | 44 185         | 9 943         | 2 095         | 20 005         | 153 628          |
| 55 - 59                    | 20 082   | 25 729         | 5 065         | 18 028         | 3 415         | 990           | 10 005         | 83 314           |
| 60+                        | 34 843   | 47 351         | 8 750         | 12 043         | 5 226         | 235           | 10 340         | 118 788          |
| <b>JUMLAH<br/>TOTAL</b>    | <b>353 679</b>                                   | <b>297 716</b> | <b>87 994</b> | <b>635 448</b> | <b>75 483</b> | <b>54 357</b> | <b>293 870</b> | <b>1 798 547</b> |

CATATAN/NOTE:

- \*) 1. BERUSAHA SENDIRI/OWN ACCOUNT WORKER  
 2. BERUSAHA DIBANTU BURUH TIDAK TETAP/BURUH TIDAK DIBAYAR  
 EMPLOYER ASSISTED BY TEMPORARY WORKER/UNPAID WORKER  
 3. BERUSAHA DIBANTU BURUH TETAP/BURUH DIBAYAR/EMPLOYER ASSISTED BY PERMANENT WORKER  
 4. BURUH/KARYAWAN/PEGAWAI/EMPLOYEE  
 5. PEKERJA BEBAS DI PERTANIAN/CASUAL EMPLOYEE IN AGRICULTURE  
 6. PEKERJA BEBAS DI NON PERTANIAN/CASUAL EMPLOYEE NOT IN AGRICULTURE  
 7. PEKERJA TAK DIBAYAR/UNPAID WORKER

TABEL  
TABLE

10.2

PENDUDUK ACEH BERUMUR 15 TAHUN KE ATAS YANG BEKERJA SELAMA SEMINGGU YANG LALU MENURUT GOLONGAN UMUR DAN STATUS PEKERJAAN UTAMA  
 ACEH POPULATION 15 YEARS OF AGE AND OVER WHO WORKED DURING THE PREVIOUS WEEK BY AGE GROUP AND MAIN EMPLOYMENT STATUS  
 (AGUSTUS/AUGUST 2012)

PERKOTAAN /URBAN

LAKI-LAKI+PEREMPUAN /MALE+ FEMALE

| GOLONGAN UMUR<br>AGE GROUP | STATUS PEKERJAAN UTAMA/MAIN EMPLOYMENT STATUS *) |               |               |                |              |               |               | JUMLAH<br>TOTAL |
|----------------------------|--|---------------|---------------|----------------|--------------|---------------|---------------|-----------------|
|                            | 1  | 2             | 3             | 4              | 5            | 6             | 7             |                 |
| (1)                        | (2)  | (3)           | (4)           | (5)            | (6)          | (7)           | (8)           | (11)            |
| 15 - 19                    | 530  | 127           | -             | 6 406          | 674          | 834           | 2 959         | 11 530          |
| 20 - 24                    | 4 335  | 678           | 272           | 36 791         | 853          | 1 983         | 5 536         | 50 448          |
| 25 - 29                    | 10 301   | 2 909         | 2 499         | 51 450         | 527          | 2 614         | 6 124         | 76 424          |
| 30 - 34                    | 16 505   | 6 035         | 3 505         | 42 077         | 1 133        | 1 919         | 6 915         | 78 089          |
| 35 - 39                    | 15 479   | 4 222         | 6 447         | 34 731         | 765          | 2 348         | 4 360         | 68 352          |
| 40 - 44                    | 15 129   | 7 729         | 5 192         | 31 114         | 257          | 2 049         | 2 958         | 64 428          |
| 45 - 49                    | 11 200   | 5 434         | 3 694         | 23 277         | 522          | 1 160         | 2 163         | 47 450          |
| 50 - 54                    | 8 966  | 5 127         | 2 119         | 20 431         | 353          | 845           | 2 424         | 40 265          |
| 55 - 59                    | 7 373  | 3 839         | 1 273         | 8 628          | 272          | 217           | 734           | 22 336          |
| 60+                        | 9 813  | 6 333         | 1 450         | 4 804          | 455          | 52            | 1 742         | 24 649          |
| <b>JUMLAH<br/>TOTAL</b>    | <b>99 631</b>                                    | <b>42 433</b> | <b>26 451</b> | <b>259 709</b> | <b>5 811</b> | <b>14 021</b> | <b>35 915</b> | <b>483 971</b>  |

## CATATAN/NOTE:

- \*) 1. BERUSAHA SENDIRI/OWN ACCOUNT WORKER  
 2. BERUSAHA DIBANTU BURUH TIDAK TETAP/BURUH TIDAK DIBAYAR  
 EMPLOYER ASSISTED BY TEMPORARY WORKER/UNPAID WORKER  
 3. BERUSAHA DIBANTU BURUH TETAP/BURUH DIBAYAR/EMPLOYER ASSISTED BY PERMANENT WORKER  
 4. BURUH/KARYAWAN/PEGAWAI/EMPLOYEE  
 5. PEKERJA BEBAS DI PERTANIAN/CASUAL EMPLOYEE IN AGRICULTURE  
 6. PEKERJA BEBAS DI NON PERTANIAN/CASUAL EMPLOYEE NOT IN AGRICULTURE  
 7. PEKERJA TAK DIBAYAR/UNPAID WORKER

TABEL  
TABLE

10.3

PENDUDUK ACEH BERUMUR 15 TAHUN KE ATAS YANG BEKERJA SELAMA SEMINGGU YANG LALU MENURUT GOLONGAN UMUR DAN STATUS PEKERJAAN UTAMA  
 ACEH POPULATION 15 YEARS OF AGE AND OVER WHO WORKED DURING THE PREVIOUS WEEK BY AGE GROUP AND MAIN EMPLOYMENT STATUS  
 (AGUSTUS/AUGUST 2012)

PERDESAAN / RURAL

LAKI-LAKI+PEREMPUAN / MALE+ FEMALE

| GOLONGAN UMUR<br>AGE GROUP | STATUS PEKERJAAN UTAMA/MAIN EMPLOYMENT STATUS *) |                |               |                |               |               |                | JUMLAH<br>TOTAL  |
|----------------------------|--|----------------|---------------|----------------|---------------|---------------|----------------|------------------|
|                            | 1  | 2              | 3             | 4              | 5             | 6             | 7              |                  |
| (1)                        | (2)  | (3)            | (4)           | (5)            | (6)           | (7)           | (8)            | (11)             |
| 15 - 19                    | 3 690  | 2 294          | 736           | 12 796         | 3 371         | 3 789         | 29 642         | 56 318           |
| 20 - 24                    | 14 292   | 6 123          | 2 710         | 49 867         | 7 026         | 6 558         | 41 879         | 128 455          |
| 25 - 29                    | 28 054   | 14 088         | 2 622         | 74 624         | 6 732         | 8 290         | 42 449         | 176 859          |
| 30 - 34                    | 43 428   | 32 943         | 13 266        | 74 151         | 11 104        | 8 507         | 34 972         | 218 371          |
| 35 - 39                    | 39 165   | 34 564         | 10 028        | 50 727         | 8 827         | 4 445         | 28 418         | 176 174          |
| 40 - 44                    | 37 554   | 36 889         | 10 510        | 41 008         | 8 013         | 3 236         | 26 810         | 164 020          |
| 45 - 49                    | 27 114   | 33 481         | 4 396         | 32 173         | 7 095         | 3 305         | 18 335         | 125 899          |
| 50 - 54                    | 23 012   | 31 993         | 6 183         | 23 754         | 9 590         | 1 250         | 17 581         | 113 363          |
| 55 - 59                    | 12 709   | 21 890         | 3 792         | 9 400          | 3 143         | 773           | 9 271          | 60 978           |
| 60+                        | 25 030   | 41 018         | 7 300         | 7 239          | 4 771         | 183           | 8 598          | 94 139           |
| <b>JUMLAH<br/>TOTAL</b>    | <b>254 048</b>                                   | <b>255 283</b> | <b>61 543</b> | <b>375 739</b> | <b>69 672</b> | <b>40 336</b> | <b>257 955</b> | <b>1 314 576</b> |

## CATATAN/NOTE:

- \*) 1. BERUSAHA SENDIRI/OWN ACCOUNT WORKER  
 2. BERUSAHA DIBANTU BURUH TIDAK TETAP/BURUH TIDAK DIBAYAR  
 EMPLOYER ASSISTED BY TEMPORARY WORKER/UNPAID WORKER  
 3. BERUSAHA DIBANTU BURUH TETAP/BURUH DIBAYAR/EMPLOYER ASSISTED BY PERMANENT WORKER  
 4. BURUH/KARYAWAN/PEGAWAI/EMPLOYEE  
 5. PEKERJA BEBAS DI PERTANIAN/CASUAL EMPLOYEE IN AGRICULTURE  
 6. PEKERJA BEBAS DI NON PERTANIAN/CASUAL EMPLOYEE NOT IN AGRICULTURE  
 7. PEKERJA TAK DIBAYAR/UNPAID WORKER



TABEL  
TABLE

10.4

PENDUDUK ACEH BERUMUR 15 TAHUN KE ATAS YANG BEKERJA SELAMA SEMINGGU YANG LALU MENURUT GOLONGAN UMUR DAN STATUS PEKERJAAN UTAMA  
ACEH POPULATION 15 YEARS OF AGE AND OVER WHO WORKED DURING THE PREVIOUS WEEK BY AGE GROUP AND MAIN EMPLOYMENT STATUS  
(AGUSTUS/AUGUST 2012)

PERKOTAAN+PERDESAAN /URBAN+RURAL

LAKI-LAKI /MALE

| GOLONGAN UMUR<br>AGE GROUP | STATUS PEKERJAAN UTAMA/MAIN EMPLOYMENT STATUS *) |                |               |                |               |               |               | JUMLAH<br>TOTAL  |
|----------------------------|--|----------------|---------------|----------------|---------------|---------------|---------------|------------------|
|                            | 1  | 2              | 3             | 4              | 5             | 6             | 7             |                  |
| (1)                        | (2)  | (3)            | (4)           | (5)            | (6)           | (7)           | (8)           | (11)             |
| 15 - 19                    | 3 898  | 2 018          | 386           | 14 702         | 3 538         | 3 172         | 19 364        | 47 078           |
| 20 - 24                    | 13 995   | 5 127          | 2 982         | 57 607         | 6 301         | 6 556         | 24 812        | 117 380          |
| 25 - 29                    | 28 832   | 14 409         | 3 151         | 84 701         | 5 275         | 10 291        | 18 785        | 165 444          |
| 30 - 34                    | 44 449   | 31 314         | 15 404        | 80 802         | 8 016         | 8 791         | 7 819         | 196 595          |
| 35 - 39                    | 40 575   | 32 098         | 14 441        | 57 463         | 6 076         | 5 764         | 2 887         | 159 304          |
| 40 - 44                    | 37 566   | 34 329         | 13 764        | 48 395         | 3 909         | 4 014         | 432           | 142 409          |
| 45 - 49                    | 27 103   | 31 015         | 7 701         | 35 056         | 4 100         | 3 409         | 161           | 108 545          |
| 50 - 54                    | 23 480   | 27 237         | 6 844         | 31 482         | 3 916         | 1 565         | 134           | 94 658           |
| 55 - 59                    | 14 796   | 20 684         | 3 725         | 12 530         | 1 837         | 716           | 391           | 54 679           |
| 60+                        | 23 157   | 36 684         | 6 820         | 9 918          | 3 324         | 116           | 641           | 80 660           |
| <b>JUMLAH<br/>TOTAL</b>    | <b>257 851</b>                                   | <b>234 915</b> | <b>75 218</b> | <b>432 656</b> | <b>46 292</b> | <b>44 394</b> | <b>75 426</b> | <b>1 166 752</b> |

CATATAN/NOTE:

- \*) 1. BERUSAHA SENDIRI/OWN ACCOUNT WORKER  
 2. BERUSAHA DIBANTU BURUH TIDAK TETAP/BURUH TIDAK DIBAYAR  
 EMPLOYER ASSISTED BY TEMPORARY WORKER/UNPAID WORKER  
 3. BERUSAHA DIBANTU BURUH TETAP/BURUH DIBAYAR/EMPLOYER ASSISTED BY PERMANENT WORKER  
 4. BURUH/KARYAWAN/PEGAWAI/EMPLOYEE  
 5. PEKERJA BEBAS DI PERTANIAN/CASUAL EMPLOYEE IN AGRICULTURE  
 6. PEKERJA BEBAS DI NON PERTANIAN/CASUAL EMPLOYEE NOT IN AGRICULTURE  
 7. PEKERJA TAK DIBAYAR/UNPAID WORKER

TABEL  
TABLE

10.5

PENDUDUK ACEH BERUMUR 15 TAHUN KE ATAS YANG BEKERJA SELAMA SEMINGGU YANG LALU MENURUT GOLONGAN UMUR DAN STATUS PEKERJAAN UTAMA  
 ACEH POPULATION 15 YEARS OF AGE AND OVER WHO WORKED DURING THE PREVIOUS WEEK BY AGE GROUP AND MAIN EMPLOYMENT STATUS  
 (AGUSTUS/AUGUST 2012)

PERKOTAAN+PERDESAAN /URBAN+RURAL

PEREMPUAN / FEMALE

| GOLONGAN UMUR<br>AGE GROUP | STATUS PEKERJAAN UTAMA/MAIN EMPLOYMENT STATUS *) |        |        |         |        |       |         | JUMLAH<br>TOTAL |
|----------------------------|--|--------|--------|---------|--------|-------|---------|-----------------|
|                            | 1  | 2      | 3      | 4       | 5      | 6     | 7       |                 |
| (1)                        | (2)  | (3)    | (4)    | (5)     | (6)    | (7)   | (8)     | (11)            |
| 15 - 19                    | 322  | 403    | 350    | 4 500   | 507    | 1 451 | 13 237  | 20 770          |
| 20 - 24                    | 4 632  | 1 674  | -      | 29 051  | 1 578  | 1 985 | 22 603  | 61 523          |
| 25 - 29                    | 9 523  | 2 588  | 1 970  | 41 373  | 1 984  | 613   | 29 788  | 87 839          |
| 30 - 34                    | 15 484   | 7 664  | 1 367  | 35 426  | 4 221  | 1 635 | 34 068  | 99 865          |
| 35 - 39                    | 14 069   | 6 688  | 2 034  | 27 995  | 3 516  | 1 029 | 29 891  | 85 222          |
| 40 - 44                    | 15 117   | 10 289 | 1 938  | 23 727  | 4 361  | 1 271 | 29 336  | 86 039          |
| 45 - 49                    | 11 211   | 7 900  | 389    | 20 394  | 3 517  | 1 056 | 20 337  | 64 804          |
| 50 - 54                    | 8 498  | 9 883  | 1 458  | 12 703  | 6 027  | 530   | 19 871  | 58 970          |
| 55 - 59                    | 5 286  | 5 045  | 1 340  | 5 498   | 1 578  | 274   | 9 614   | 28 635          |
| 60+                        | 11 686   | 10 667 | 1 930  | 2 125   | 1 902  | 119   | 9 699   | 38 128          |
| JUMLAH<br>TOTAL            | 95 828   | 62 801 | 12 776 | 202 792 | 29 191 | 9 963 | 218 444 | 631 795         |

CATATAN/NOTE:

- \*) 1. BERUSAHA SENDIRI/OWN ACCOUNT WORKER  
 2. BERUSAHA DIBANTU BURUH TIDAK TETAP/BURUH TIDAK DIBAYAR  
 EMPLOYER ASSISTED BY TEMPORARY WORKER/UNPAID WORKER  
 3. BERUSAHA DIBANTU BURUH TETAP/BURUH DIBAYAR/EMPLOYER ASSISTED BY PERMANENT WORKER  
 4. BURUH/KARYAWAN/PEGAWAI/EMPLOYEE  
 5. PEKERJA BEBAS DI PERTANIAN/CASUAL EMPLOYEE IN AGRICULTURE  
 6. PEKERJA BEBAS DI NON PERTANIAN/CASUAL EMPLOYEE NOT IN AGRICULTURE  
 7. PEKERJA TAK DIBAYAR/UNPAID WORKER

TABEL  
TABLE 11.1

PENDUDUK ACEH BERUMUR 15 TAHUN KE ATAS YANG BEKERJA SELAMA SEMINGGU YANG LALU MENURUT LAPANGAN PEKERJAAN UTAMA DAN PENDIDIKAN  
TERTINGGI YANG DITAMATKAN  
ACEH POPULATION 15 YEARS OF AGE AND OVER WHO WORKED DURING THE PREVIOUS WEEK BY MAIN INDUSTRY AND EDUCATIONAL ATTAINMENT  
(AGUSTUS/AUGUST 2012)

PERKOTAAN+PERDESAAN /URBAN+RURAL

LAKI-LAKI+PEREMPUAN / MALE+FEMALE

| LAPANGAN PEKERJAAN<br>UTAMA<br>MAIN INDUSTRY (*) | TIDAK/BLM<br>PERNAH SEKOLAH<br>NOT ATTENDING<br>SCHOOL | TIDAK/BLM TAMAT SD<br>DID NOT<br>COMPLETE/NOT YET<br>COMPLETED PRIMARY<br>SCHOOL | PENDIDIKAN TERTINGGI YANG DITAMATKAN/<br>EDUCATIONAL ATTAINMENT |                                  |                               |                        |  |   | JUMLAH<br>TOTAL |
|--|--|--|---|----------------------------------|-------------------------------|------------------------|--|---|-----------------|
|  |  |  | SEKOLAH<br>DASAR<br>PRIMARY<br>SCHOOL                           | S L T P<br>JUNIOR HIGH<br>SCHOOL | S L T A<br>SENIOR HIGH SCHOOL |                        | DIPLOMA<br>I/II/III<br>AKADEMI<br>DIPLOMA<br>I/II/III<br>ACADEMY | DIPLOMA<br>IV/UNIVERSITAS<br>DIPLOMA<br>IV/UNIVERSITY |                 |
|  |  |  |   |                                  | UMUM<br>GENERAL               | KEJURUAN<br>VOCATIONAL |  |   |                 |
| (1)  | (2)  | (3)  | (4)   | (5)                              | (6)                           | (7)                    | (8)  | (9)   | (10)            |
| 1  | 41 402   | 129 267  | 291 838   | 213 345                          | 142 249                       | 15 165                 | 4 446  | 5 154   | 842 866         |
| 2  | 497  | 1 299  | 2 363   | 4 163                            | 4 416                         | 477                    | 526  | 430   | 14 171          |
| 3  | 1 343  | 8 181  | 19 046  | 19 979                           | 18 423                        | 4 939                  | 621  | 1 312   | 73 844          |
| 4  | -  | 128  | 50  | 109                              | 686                           | 1 718                  | 358  | 122   | 3 171           |
| 5  | 1 424  | 9 078  | 35 388  | 40 804                           | 36 343                        | 4 389                  | 552  | 2 768   | 130 746         |
| 6  | 3 727  | 18 159   | 48 006  | 76 692                           | 107 498                       | 11 953                 | 7 181  | 9 239   | 282 455         |
| 7  | 452  | 6 107  | 15 823  | 19 441                           | 25 468                        | 3 837                  | 709  | 978   | 72 815          |
| 8  | -  | 656  | 1 031   | 1 941                            | 8 617                         | 1 424                  | 2 924  | 8 170   | 24 763          |
| 9  | 2 402  | 7 491  | 23 045  | 28 192                           | 87 764                        | 26 531                 | 72 408   | 105 883   | 353 716         |
| <b>JUMLAH<br/>TOTAL</b>                          | 51 247   | 180 366  | 436 590   | 404 666                          | 431 464                       | 70 433                 | 89 725   | 134 056   | 1 798 547       |

CATATAN/NOTE:

\*) 1. PERTANIAN, PERKEBUNAN, KEHUTANAN, PERBURUAN, DAN PERIKANAN 2. PERTAMBANGAN DAN PENGGALIAN 3. INDUSTRI PENGOLAHAN 4. LISTRIK, GAS, DAN AIR MINUM 5. KONSTRUKSI 6. PERDAGANGAN, RUMAH MAKAN, DAN JASA AKOMODASI 7. TRANSPORTASI, PERGUDANGAN, DAN KOMUNIKASI 8. LEMBAGA KEUANGAN, REAL ESTATE, USAHA PERSEWAAN DAN JASA PERUSAHAAN 9. JASA KEMASYARAKATAN, SOSIAL, DAN PERORANGAN

TABEL  
TABLE

11.2

PENDUDUK ACEH BERUMUR 15 TAHUN KE ATAS YANG BEKERJA SELAMA SEMINGGU YANG LALU MENURUT LAPANGAN PEKERJAAN UTAMA DAN PENDIDIKAN  
TERTINGGI YANG DITAMATKAN  
ACEH POPULATION 15 YEARS OF AGE AND OVER WHO WORKED DURING THE PREVIOUS WEEK BY MAIN INDUSTRY AND EDUCATIONAL ATTAINMENT  
(AGUSTUS/AUGUST 2012)

PERKOTAAN /URBAN

LAKI-LAKI+PEREMPUAN / MALE+FEMALE

| LAPANGAN PEKERJAAN<br>UTAMA<br>MAIN INDUSTRY (*) | TIDAK/BLM<br>PERNAH SEKOLAH<br>NOT ATTENDING<br>SCHOOL | TIDAK/BLM TAMAT SD<br>DID NOT<br>COMPLETE/NOT YET<br>COMPLETED PRIMARY<br>SCHOOL | PENDIDIKAN TERTINGGI YANG DITAMATKAN/<br>EDUCATIONAL ATTAINMENT |                                  |                               |                        |  |   | JUMLAH<br>TOTAL |
|--|--|--|---|----------------------------------|-------------------------------|------------------------|--|---|-----------------|
|  |  |  | SEKOLAH<br>DASAR<br>PRIMARY<br>SCHOOL                           | S L T P<br>JUNIOR HIGH<br>SCHOOL | S L T A<br>SENIOR HIGH SCHOOL |                        | DIPLOMA<br>I/II/III<br>AKADEMI<br>DIPLOMA<br>I/II/III<br>ACADEMY | DIPLOMA<br>IV/UNIVERSITAS<br>DIPLOMA<br>IV/UNIVERSITY |                 |
|  |  |  |   |                                  | UMUM<br>GENERAL               | KEJURUAN<br>VOCATIONAL |  |   |                 |
| (1)  | (2)  | (3)  | (4)   | (5)                              | (6)                           | (7)                    | (8)  | (9)   | (10)            |
| 1  | 1 223  | 8 209  | 20 974  | 20 179                           | 16 182                        | 2 841                  | 785  | 1 614   | 72 007          |
| 2  | -  | 31   | 500   | 1 137                            | 697                           | 250                    | 197  | 430   | 3 242           |
| 3  | 340  | 2 452  | 3 643   | 3 735                            | 7 906                         | 3 638                  | 499  | 948   | 23 161          |
| 4  | -  | 128  | 50  | 109                              | 425                           | 1 661                  | 358  | 122   | 2 853           |
| 5  | 242  | 1 823  | 7 435   | 9 454                            | 12 325                        | 2 945                  | 140  | 1 843   | 36 207          |
| 6  | 367  | 7 861  | 18 309  | 32 669                           | 56 576                        | 8 561                  | 4 419  | 6 131   | 134 893         |
| 7  | -  | 2 877  | 4 900   | 7 428                            | 10 784                        | 2 881                  | 709  | 751   | 30 330          |
| 8  | -  | 128  | 471   | 491                              | 5 111                         | 1 027                  | 2 797  | 7 045   | 17 070          |
| 9  | 921  | 3 944  | 11 670  | 11 154                           | 42 542                        | 14 161                 | 26 798   | 53 018  | 164 208         |
| <b>JUMLAH<br/>TOTAL</b>                          | <b>3 093</b>   | <b>27 453</b>  | <b>67 952</b>   | <b>86 356</b>                    | <b>152 548</b>                | <b>37 965</b>          | <b>36 702</b>  | <b>71 902</b>   | <b>483 971</b>  |

CATATAN/NOTE:

\*) 1. PERTANIAN, PERKEBUNAN, KEHUTANAN, PERBURUAN, DAN PERIKANAN 2. PERTAMBANGAN DAN PENGGALIAN 3. INDUSTRI PENGOLAHAN 4. LISTRIK, GAS, DAN AIR MINUM 5. KONSTRUKSI 6. PERDAGANGAN, RUMAH MAKAN, DAN JASA AKOMODASI 7. TRANSPORTASI, PERGUDANGAN, DAN KOMUNIKASI 8. LEMBAGA KEUANGAN, REAL ESTATE, USAHA PERSEWAAN DAN JASA PERUSAHAAN 9. JASA KEMASYARAKATAN, SOSIAL, DAN PERORANGAN

TABEL  
TABLE 11.3

PENDUDUK ACEH BERUMUR 15 TAHUN KE ATAS YANG BEKERJA SELAMA SEMINGGU YANG LALU MENURUT LAPANGAN PEKERJAAN UTAMA DAN PENDIDIKAN TERTINGGI YANG DITAMATKAN  
ACEH POPULATION 15 YEARS OF AGE AND OVER WHO WORKED DURING THE PREVIOUS WEEK BY MAIN INDUSTRY AND EDUCATIONAL ATTAINMENT (AGUSTUS/AUGUST 2012)

PERDESAAN / RURAL

LAKI-LAKI+PEREMPUAN / MALE+FEMALE

| LAPANGAN PEKERJAAN UTAMA<br>MAIN INDUSTRY (*) | TIDAK/BLM PERNAH SEKOLAH<br>NOT ATTENDING SCHOOL | TIDAK/BLM TAMAT SD<br>DID NOT COMPLETE/NOT YET COMPLETED PRIMARY SCHOOL | PENDIDIKAN TERTINGGI YANG DITAMATKAN/<br>EDUCATIONAL ATTAINMENT |                               |                               |                        |  |   | JUMLAH TOTAL     |
|---|--|---|---|-------------------------------|-------------------------------|------------------------|--|---|------------------|
|   |  |   | SEKOLAH DASAR<br>PRIMARY SCHOOL                                 | S L T P<br>JUNIOR HIGH SCHOOL | S L T A<br>SENIOR HIGH SCHOOL |                        | DIPLOMA I/II/III<br>AKADEMI<br>DIPLOMA I/II/III<br>ACADEMY | DIPLOMA IV/UNIVERSITAS<br>DIPLOMA IV/UNIVERSITY |                  |
|   |  |   |   |                               | UMUM<br>GENERAL               | KEJURUAN<br>VOCATIONAL |  |   |                  |
| (1)   | (2)  | (3)   | (4)   | (5)                           | (6)                           | (7)                    | (8)  | (9)   | (10)             |
| 1   | 40 179   | 121 058   | 270 864   | 193 166                       | 126 067                       | 12 324                 | 3 661  | 3 540   | 770 859          |
| 2   | 497  | 1 268   | 1 863   | 3 026                         | 3 719                         | 227                    | 329  | -   | 10 929           |
| 3   | 1 003  | 5 729   | 15 403  | 16 244                        | 10 517                        | 1 301                  | 122  | 364   | 50 683           |
| 4   | -  | -   | -   | -                             | 261                           | 57                     | -  | -   | 318              |
| 5   | 1 182  | 7 255   | 27 953  | 31 350                        | 24 018                        | 1 444                  | 412  | 925   | 94 539           |
| 6   | 3 360  | 10 298  | 29 697  | 44 023                        | 50 922                        | 3 392                  | 2 762  | 3 108   | 147 562          |
| 7   | 452  | 3 230   | 10 923  | 12 013                        | 14 684                        | 956                    | -  | 227   | 42 485           |
| 8   | -  | 528   | 560   | 1 450                         | 3 506                         | 397                    | 127  | 1 125   | 7 693            |
| 9   | 1 481  | 3 547   | 11 375  | 17 038                        | 45 222                        | 12 370                 | 45 610   | 52 865  | 189 508          |
| <b>JUMLAH TOTAL</b>                           | <b>48 154</b>                                    | <b>152 913</b>  | <b>368 638</b>  | <b>318 310</b>                | <b>278 916</b>                | <b>32 468</b>          | <b>53 023</b>  | <b>62 154</b>                                   | <b>1 314 576</b> |

CATATAN/NOTE:

\*) 1. PERTANIAN, PERKEBUNAN, KEHUTANAN, PERBURUAN, DAN PERIKANAN 2. PERTAMBANGAN DAN PENGGALIAN 3. INDUSTRI PENGOLAHAN 4. LISTRIK, GAS, DAN AIR MINUM 5. KONSTRUKSI 6. PERDAGANGAN, RUMAH MAKAN, DAN JASA AKOMODASI 7. TRANSPORTASI, PERGUDANGAN, DAN KOMUNIKASI 8. LEMBAGA KEUANGAN, REAL ESTATE, USAHA PERSEWAAN DAN JASA PERUSAHAAN 9. JASA KEMASYARAKATAN, SOSIAL, DAN PERORANGAN

TABEL  
TABLE

11.4

PENDUDUK ACEH BERUMUR 15 TAHUN KE ATAS YANG BEKERJA SELAMA SEMINGGU YANG LALU MENURUT LAPANGAN PEKERJAAN UTAMA DAN PENDIDIKAN TERTINGGI YANG DITAMATKAN  
ACEH POPULATION 15 YEARS OF AGE AND OVER WHO WORKED DURING THE PREVIOUS WEEK BY MAIN INDUSTRY AND EDUCATIONAL ATTAINMENT  
(AGUSTUS/AUGUST 2012)

PERKOTAAN+PERDESAAN /URBAN+RURAL

LAKI-LAKI / MALE

| LAPANGAN PEKERJAAN<br>UTAMA<br>MAIN INDUSTRY (*) | TIDAK/BLM<br>PERNAH SEKOLAH<br>NOT ATTENDING<br>SCHOOL | TIDAK/BLM TAMAT SD<br>DID NOT<br>COMPLETE/NOT YET<br>COMPLETED PRIMARY<br>SCHOOL | PENDIDIKAN TERTINGGI YANG DITAMATKAN/<br>EDUCATIONAL ATTAINMENT |                                  |                               |                        |  |   | JUMLAH<br>TOTAL |
|--|--|--|---|----------------------------------|-------------------------------|------------------------|--|---|-----------------|
|  |  |  | SEKOLAH<br>DASAR<br>PRIMARY<br>SCHOOL                           | S L T P<br>JUNIOR HIGH<br>SCHOOL | S L T A<br>SENIOR HIGH SCHOOL |                        | DIPLOMA<br>I/II/III<br>AKADEMI<br>DIPLOMA<br>I/II/III<br>ACADEMY | DIPLOMA<br>IV/UNIVERSITAS<br>DIPLOMA<br>IV/UNIVERSITY |                 |
|  |  |  |   |                                  | UMUM<br>GENERAL               | KEJURUAN<br>VOCATIONAL |  |   |                 |
| (1)  | (2)  | (3)  | (4)   | (5)                              | (6)                           | (7)                    | (8)  | (9)   | (10)            |
| 1  | 17 431   | 75 649   | 182 221   | 145 959                          | 99 380                        | 11 187                 | 3 608  | 3 779   | 539 214         |
| 2  | 497  | 1 113  | 2 307   | 4 107                            | 4 416                         | 477                    | 526  | 430   | 13 873          |
| 3  | 526  | 3 379  | 10 229  | 10 009                           | 12 156                        | 3 638                  | 265  | 612   | 40 814          |
| 4  | -  | 128  | 50  | 109                              | 686                           | 1 617                  | 358  | 122   | 3 070           |
| 5  | 1 424  | 9 078  | 34 894  | 40 522                           | 36 293                        | 4 389                  | 552  | 2 768   | 129 920         |
| 6  | 973  | 10 131   | 27 030  | 46 107                           | 72 887                        | 6 736                  | 3 047  | 7 788   | 174 699         |
| 7  | 452  | 6 107  | 15 745  | 19 441                           | 25 040                        | 3 837                  | 709  | 808   | 72 139          |
| 8  | -  | 656  | 525   | 1 836                            | 6 190                         | 1 121                  | 981  | 5 475   | 16 784          |
| 9  | 744  | 2 769  | 10 084  | 14 459                           | 64 438                        | 15 931                 | 23 515   | 44 299  | 176 239         |
| <b>JUMLAH<br/>TOTAL</b>                          | 22 047   | 109 010  | 283 085   | 282 549                          | 321 486                       | 48 933                 | 33 561   | 66 081  | 1 166 752       |

CATATAN/NOTE:

\*) 1. PERTANIAN, PERKEBUNAN, KEHUTANAN, PERBURUAN, DAN PERIKANAN 2. PERTAMBANGAN DAN PENGGALIAN 3. INDUSTRI PENGOLAHAN 4. LISTRIK, GAS, DAN AIR MINUM 5. KONSTRUKSI 6. PERDAGANGAN, RUMAH MAKAN, DAN JASA AKOMODASI 7. TRANSPORTASI, PERGUDANGAN, DAN KOMUNIKASI 8. LEMBAGA KEUANGAN, REAL ESTATE, USAHA PERSEWAAN DAN JASA PERUSAHAAN 9. JASA KEMASYARAKATAN, SOSIAL, DAN PERORANGAN

TABEL  
TABLE 11.5

PENDUDUK ACEH BERUMUR 15 TAHUN KE ATAS YANG BEKERJA SELAMA SEMINGGU YANG LALU MENURUT LAPANGAN PEKERJAAN UTAMA DAN PENDIDIKAN TERTINGGI YANG DITAMATKAN  
ACEH POPULATION 15 YEARS OF AGE AND OVER WHO WORKED DURING THE PREVIOUS WEEK BY MAIN INDUSTRY AND EDUCATIONAL ATTAINMENT (AGUSTUS/AUGUST 2012)

PERKOTAAN+PERDESAAN /URBAN+RURAL

PEREMPUAN / FEMALE

| LAPANGAN PEKERJAAN UTAMA<br>MAIN INDUSTRY (*) | TIDAK/BLM PERNAH SEKOLAH<br>NOT ATTENDING SCHOOL | TIDAK/BLM TAMAT SD<br>DID NOT COMPLETE/NOT YET COMPLETED PRIMARY SCHOOL | PENDIDIKAN TERTINGGI YANG DITAMATKAN/<br>EDUCATIONAL ATTAINMENT |                               |                               |                        |   |   | JUMLAH TOTAL   |
|---|--|---|---|-------------------------------|-------------------------------|------------------------|---|---|----------------|
|   |  |   | SEKOLAH DASAR<br>PRIMARY SCHOOL                                 | S L T P<br>JUNIOR HIGH SCHOOL | S L T A<br>SENIOR HIGH SCHOOL |                        | DIPLOMA I/II/III<br>AKADEMI<br>DIPLOMA I/II/III ACADEMY | DIPLOMA IV/UNIVERSITAS<br>DIPLOMA IV/UNIVERSITY |                |
|   |  |   |   |                               | UMUM<br>GENERAL               | KEJURUAN<br>VOCATIONAL |   |   |                |
| (1)   | (2)  | (3)   | (4)   | (5)                           | (6)                           | (7)                    | (8)   | (9)   | (10)           |
| 1   | 23 971   | 53 618  | 109 617   | 67 386                        | 42 869                        | 3 978                  | 838   | 1 375   | 303 652        |
| 2   | -  | 186   | 56  | 56                            | -                             | -                      | -   | -   | 298            |
| 3   | 817  | 4 802   | 8 817   | 9 970                         | 6 267                         | 1 301                  | 356   | 700   | 33 030         |
| 4   | -  | -   | -   | -                             | -                             | 101                    | -   | -   | 101            |
| 5   | -  | -   | 494   | 282                           | 50                            | -                      | -   | -   | 826            |
| 6   | 2 754  | 8 028   | 20 976  | 30 585                        | 34 611                        | 5 217                  | 4 134   | 1 451   | 107 756        |
| 7   | -  | -   | 78  | -                             | 428                           | -                      | -   | 170   | 676            |
| 8   | -  | -   | 506   | 105                           | 2 427                         | 303                    | 1 943   | 2 695   | 7 979          |
| 9   | 1 658  | 4 722   | 12 961  | 13 733                        | 23 326                        | 10 600                 | 48 893  | 61 584  | 177 477        |
| <b>JUMLAH TOTAL</b>                           | <b>29 200</b>                                    | <b>71 356</b>   | <b>153 505</b>  | <b>122 117</b>                | <b>109 978</b>                | <b>21 500</b>          | <b>56 164</b>   | <b>67 975</b>                                   | <b>631 795</b> |

CATATAN/NOTE:

\*) 1. PERTANIAN, PERKEBUNAN, KEHUTANAN, PERBURUAN, DAN PERIKANAN 2. PERTAMBANGAN DAN PENGGALIAN 3. INDUSTRI PENGOLAHAN 4. LISTRIK, GAS, DAN AIR MINUM 5. KONSTRUKSI 6. PERDAGANGAN, RUMAH MAKAN, DAN JASA AKOMODASI 7. TRANSPORTASI, PERGUDANGAN, DAN KOMUNIKASI 8. LEMBAGA KEUANGAN, REAL ESTATE, USAHA PERSEWAAN DAN JASA PERUSAHAAN 9. JASA KEMASYARAKATAN, SOSIAL, DAN PERORANGAN

TABEL  
TABLE

12.1

PENDUDUK ACEH BERUMUR 15 TAHUN KE ATAS YANG BEKERJA SELAMA SEMINGGU YANG LALU MENURUT STATUS PEKERJAAN UTAMA DAN PENDIDIKAN TERTINGGI YANG DITAMATKAN  
ACEH POPULATION 15 YEARS OF AGE AND OVER WHO WORKED DURING THE PREVIOUS WEEK BY MAIN EMPLOYMENT STATUS AND EDUCATIONAL ATTAINMENT  
(AGUSTUS/AUGUST 2012)

PERKOTAAN+PERDESAAN /URBAN+RURAL

LAKI-LAKI+PEREMPUAN / MALE+FEMALE

| STATUS PEKERJAAN UTAMA/<br>MAIN EMPLOYMENT STATUS *)  | TIDAK/BLM<br>PERNAH<br>SEKOLAH NOT<br>ATTENDING<br>SCHOOL | TIDAK/BLM TAMAT<br>SD DID NOT<br>COMPLETE/NOT<br>YET COMPLETED<br>PRIMARY SCHOOL | PENDIDIKAN TERTINGGI YANG DITAMATKAN/<br>EDUCATIONAL ATTAINMENT |                                     |                               |                        |  |   | JUMLAH<br>TOTAL |
|---|---|--|---|-------------------------------------|-------------------------------|------------------------|--|---|-----------------|
|   |   |  | SEKOLAH<br>DASAR<br>PRIMARY<br>SCHOOL                           | S L T P<br>JUNIOR<br>HIGH<br>SCHOOL | S L T A<br>SENIOR HIGH SCHOOL |                        | DIPLOMA<br>I/II/III<br>AKADEMI<br>DIPLOMA<br>I/II/III<br>ACADEMY | DIPLOMA<br>IV/UNIVERSITAS<br>DIPLOMA<br>IV/UNIVERSITY |                 |
|   |   |  |   |                                     | UMUM<br>GENERAL               | KEJURUAN<br>VOCATIONAL |  |   |                 |
| (1)   | (2)   | (3)  | (4)   | (5)                                 | (6)                           | (7)                    | (8)  | (9)   | (10)            |
| BERUSAHA SENDIRI/<br>OWN ACCOUNT WORKER   | 12 534  | 45 493   | 97 089  | 91 246                              | 84 423                        | 14 107                 | 4 194  | 4 593   | 353 679         |
| BERUSAHA DIBANTU BURUH TIDAK<br>TETAP/BURUH TIDAK DIBAYAR<br>EMPLOYER ASSISTED BY TEMPORARY<br>WORKER/UNPAID WORKER | 16 908  | 46 273   | 100 307   | 67 017                              | 55 490                        | 6 632                  | 2 342  | 2 747   | 297 716         |
| BERUSAHA DIBANTU BURUH TETAP/BURUH<br>DIBAYAR/<br>EMPLOYER ASSISTED BY PERMANENT WORKER                             | 1 511   | 5 485  | 22 531  | 20 468                              | 28 484                        | 2 211                  | 2 116  | 5 188   | 87 994          |
| BURUH/KARYAWAN/PEGAWAI/EMPLOYEE   | 6 473   | 32 532   | 94 946  | 104 319                             | 162 600                       | 38 241                 | 78 111   | 118 226   | 635 448         |
| PEKERJA BEBAS DI PERTANIAN/<br>CASUAL EMPLOYEE IN AGRICULTURE   | 4 043   | 16 898   | 22 896  | 19 761                              | 10 669                        | 527                    | 318  | 371   | 75 483          |
| PEKERJA BEBAS DI NON PERTANIAN/<br>CASUAL EMPLOYEE NOT IN AGRICULTURE   | 362   | 4 702  | 13 563  | 16 736                              | 16 532                        | 2 090                  | 309  | 63  | 54 357          |
| PEKERJA TAK DIBAYAR/<br>UNPAID WORKER   | 9 416   | 28 983   | 85 258  | 85 119                              | 73 266                        | 6 625                  | 2 335  | 2 868   | 293 870         |
| JUMLAH<br>TOTAL   | 51 247  | 180 366  | 436 590   | 404 666                             | 431 464                       | 70 433                 | 89 725   | 134 056   | 1 798 547       |



TABEL  
TABLE

12.2

PENDUDUK ACEH BERUMUR 15 TAHUN KE ATAS YANG BEKERJA SELAMA SEMINGGU YANG LALU MENURUT STATUS PEKERJAAN UTAMA DAN PENDIDIKAN TERTINGGI YANG DITAMATKAN  
ACEH POPULATION 15 YEARS OF AGE AND OVER WHO WORKED DURING THE PREVIOUS WEEK BY MAIN EMPLOYMENT STATUS AND EDUCATIONAL ATTAINMENT  
(AGUSTUS/AUGUST 2012)

PERKOTAAN /URBAN

LAKI-LAKI+PEREMPUAN / MALE+FEMALE

| STATUS PEKERJAAN UTAMA/<br>MAIN EMPLOYMENT STATUS *)  | TIDAK/BLM<br>PERNAH<br>SEKOLAH NOT<br>ATTENDING<br>SCHOOL | TIDAK/BLM TAMAT<br>SD DID NOT<br>COMPLETE/NOT<br>YET COMPLETED<br>PRIMARY SCHOOL | PENDIDIKAN TERTINGGI YANG DITAMATKAN/<br>EDUCATIONAL ATTAINMENT |                                     |                               |                        |  |   | JUMLAH<br>TOTAL |
|---|---|--|---|-------------------------------------|-------------------------------|------------------------|--|---|-----------------|
|   |   |  | SEKOLAH<br>DASAR<br>PRIMARY<br>SCHOOL                           | S L T P<br>JUNIOR<br>HIGH<br>SCHOOL | S L T A<br>SENIOR HIGH SCHOOL |                        | DIPLOMA<br>I/II/III<br>AKADEMI<br>DIPLOMA<br>I/II/III<br>ACADEMY | DIPLOMA<br>IV/UNIVERSITAS<br>DIPLOMA<br>IV/UNIVERSITY |                 |
|   |   |  |   |                                     | UMUM<br>GENERAL               | KEJURUAN<br>VOCATIONAL |  |   |                 |
| (1)   | (2)   | (3)  | (4)   | (5)                                 | (6)                           | (7)                    | (8)  | (9)   | (10)            |
| BERUSAHA SENDIRI/<br>OWN ACCOUNT WORKER   | 576   | 9 837  | 21 280  | 24 442                              | 30 856                        | 8 854                  | 1 507  | 2 279   | 99 631          |
| BERUSAHA DIBANTU BURUH TIDAK<br>TETAP/BURUH TIDAK DIBAYAR<br>EMPLOYER ASSISTED BY TEMPORARY<br>WORKER/UNPAID WORKER | 377   | 4 324  | 9 647   | 9 563                               | 13 677                        | 2 853                  | 834  | 1 158   | 42 433          |
| BERUSAHA DIBANTU BURUH TETAP/BURUH<br>DIBAYAR/<br>EMPLOYER ASSISTED BY PERMANENT WORKER                             | -   | 708  | 2 434   | 4 873                               | 11 689                        | 1 046                  | 1 320  | 4 381   | 26 451          |
| BURUH/KARYAWAN/PEGAWAI/EMPLOYEE   | 1 741   | 8 375  | 25 950  | 31 183                              | 75 686                        | 21 863                 | 31 886   | 63 025  | 259 709         |
| PEKERJA BEBAS DI PERTANIAN/<br>CASUAL EMPLOYEE IN AGRICULTURE   | 165   | 1 038  | 1 197   | 1 863                               | 1 378                         | 170                    | -  | -   | 5 811           |
| PEKERJA BEBAS DI NON PERTANIAN/<br>CASUAL EMPLOYEE NOT IN AGRICULTURE   | 56  | 1 280  | 3 096   | 3 259                               | 4 932                         | 1 133                  | 202  | 63  | 14 021          |
| PEKERJA TAK DIBAYAR/<br>UNPAID WORKER   | 178   | 1 891  | 4 348   | 11 173                              | 14 330                        | 2 046                  | 953  | 996   | 35 915          |
| JUMLAH<br>TOTAL   | 3 093   | 27 453   | 67 952  | 86 356                              | 152 548                       | 37 965                 | 36 702   | 71 902  | 483 971         |

TABEL  
TABLE

12.3

PENDUDUK ACEH BERUMUR 15 TAHUN KE ATAS YANG BEKERJA SELAMA SEMINGGU YANG LALU MENURUT STATUS PEKERJAAN UTAMA DAN PENDIDIKAN TERTINGGI YANG DITAMATKAN  
ACEH POPULATION 15 YEARS OF AGE AND OVER WHO WORKED DURING THE PREVIOUS WEEK BY MAIN EMPLOYMENT STATUS AND EDUCATIONAL ATTAINMENT  
(AGUSTUS/AUGUST 2012)

PERDESAAN / RURAL

LAKI-LAKI+PEREMPUAN / MALE+FEMALE

| STATUS PEKERJAAN UTAMA/<br>MAIN EMPLOYMENT STATUS *)  | TIDAK/BLM<br>PERNAH<br>SEKOLAH NOT<br>ATTENDING<br>SCHOOL | TIDAK/BLM TAMAT<br>SD DID NOT<br>COMPLETE/NOT<br>YET COMPLETED<br>PRIMARY SCHOOL | PENDIDIKAN TERTINGGI YANG DITAMATKAN/<br>EDUCATIONAL ATTAINMENT |                                     |                               |                        |  |   | JUMLAH<br>TOTAL |
|---|---|--|---|-------------------------------------|-------------------------------|------------------------|--|---|-----------------|
|   |   |  | SEKOLAH<br>DASAR<br>PRIMARY<br>SCHOOL                           | S L T P<br>JUNIOR<br>HIGH<br>SCHOOL | S L T A<br>SENIOR HIGH SCHOOL |                        | DIPLOMA<br>I/II/III<br>AKADEMI<br>DIPLOMA<br>I/II/III<br>ACADEMY | DIPLOMA<br>IV/UNIVERSITAS<br>DIPLOMA<br>IV/UNIVERSITY |                 |
|   |   |  |   |                                     | UMUM<br>GENERAL               | KEJURUAN<br>VOCATIONAL |  |   |                 |
| (1)   | (2)   | (3)  | (4)   | (5)                                 | (6)                           | (7)                    | (8)  | (9)   | (10)            |
| BERUSAHA SENDIRI/<br>OWN ACCOUNT WORKER   | 11 958  | 35 656   | 75 809  | 66 804                              | 53 567                        | 5 253                  | 2 687  | 2 314   | 254 048         |
| BERUSAHA DIBANTU BURUH TIDAK<br>TETAP/BURUH TIDAK DIBAYAR<br>EMPLOYER ASSISTED BY TEMPORARY<br>WORKER/UNPAID WORKER | 16 531  | 41 949   | 90 660  | 57 454                              | 41 813                        | 3 779                  | 1 508  | 1 589   | 255 283         |
| BERUSAHA DIBANTU BURUH TETAP/BURUH<br>DIBAYAR/<br>EMPLOYER ASSISTED BY PERMANENT WORKER                             | 1 511   | 4 777  | 20 097  | 15 595                              | 16 795                        | 1 165                  | 796  | 807   | 61 543          |
| BURUH/KARYAWAN/PEGAWAI/EMPLOYEE   | 4 732   | 24 157   | 68 996  | 73 136                              | 86 914                        | 16 378                 | 46 225   | 55 201  | 375 739         |
| PEKERJA BEBAS DI PERTANIAN/<br>CASUAL EMPLOYEE IN AGRICULTURE   | 3 878   | 15 860   | 21 699  | 17 898                              | 9 291                         | 357                    | 318  | 371   | 69 672          |
| PEKERJA BEBAS DI NON PERTANIAN/<br>CASUAL EMPLOYEE NOT IN AGRICULTURE   | 306   | 3 422  | 10 467  | 13 477                              | 11 600                        | 957                    | 107  | -   | 40 336          |
| PEKERJA TAK DIBAYAR/<br>UNPAID WORKER   | 9 238   | 27 092   | 80 910  | 73 946                              | 58 936                        | 4 579                  | 1 382  | 1 872   | 257 955         |
| JUMLAH<br>TOTAL   | 48 154  | 152 913  | 368 638   | 318 310                             | 278 916                       | 32 468                 | 53 023   | 62 154  | 1 314 576       |

TABEL  
TABLE

12.4

PENDUDUK ACEH BERUMUR 15 TAHUN KE ATAS YANG BEKERJA SELAMA SEMINGGU YANG LALU MENURUT STATUS PEKERJAAN UTAMA DAN PENDIDIKAN TERTINGGI YANG DITAMATKAN  
ACEH POPULATION 15 YEARS OF AGE AND OVER WHO WORKED DURING THE PREVIOUS WEEK BY MAIN EMPLOYMENT STATUS AND EDUCATIONAL ATTAINMENT  
(AGUSTUS/AUGUST 2012)

PERKOTAAN+PERDESAAN /URBAN+RURAL

LAKI-LAKI / MALE

| STATUS PEKERJAAN UTAMA/<br>MAIN EMPLOYMENT STATUS *)  | TIDAK/BLM<br>PERNAH<br>SEKOLAH NOT<br>ATTENDING<br>SCHOOL | TIDAK/BLM TAMAT<br>SD DID NOT<br>COMPLETE/NOT<br>YET COMPLETED<br>PRIMARY SCHOOL | PENDIDIKAN TERTINGGI YANG DITAMATKAN/<br>EDUCATIONAL ATTAINMENT |                                     |                               |                        |  |   | JUMLAH<br>TOTAL |
|---|---|--|---|-------------------------------------|-------------------------------|------------------------|--|---|-----------------|
|   |   |  | SEKOLAH<br>DASAR<br>PRIMARY<br>SCHOOL                           | S L T P<br>JUNIOR<br>HIGH<br>SCHOOL | S L T A<br>SENIOR HIGH SCHOOL |                        | DIPLOMA<br>I/II/III<br>AKADEMI<br>DIPLOMA<br>I/II/III<br>ACADEMY | DIPLOMA<br>IV/UNIVERSITAS<br>DIPLOMA<br>IV/UNIVERSITY |                 |
|   |   |  |   |                                     | UMUM<br>GENERAL               | KEJURUAN<br>VOCATIONAL |  |   |                 |
| (1)   | (2)   | (3)  | (4)   | (5)                                 | (6)                           | (7)                    | (8)  | (9)   | (10)            |
| BERUSAHA SENDIRI/<br>OWN ACCOUNT WORKER   | 4 865   | 29 975   | 69 819  | 69 967                              | 67 357                        | 10 013                 | 2 633  | 3 222   | 257 851         |
| BERUSAHA DIBANTU BURUH TIDAK<br>TETAP/BURUH TIDAK DIBAYAR<br>EMPLOYER ASSISTED BY TEMPORARY<br>WORKER/UNPAID WORKER | 9 750   | 34 228   | 78 348  | 56 515                              | 46 702                        | 4 729                  | 2 225  | 2 418   | 234 915         |
| BERUSAHA DIBANTU BURUH TETAP/BURUH<br>DIBAYAR/<br>EMPLOYER ASSISTED BY PERMANENT WORKER                             | 745   | 3 842  | 19 765  | 17 425                              | 24 673                        | 1 861                  | 1 855  | 5 052   | 75 218          |
| BURUH/KARYAWAN/PEGAWAI/EMPLOYEE   | 4 336   | 24 909   | 75 064  | 87 042                              | 132 856                       | 28 086                 | 26 079   | 54 284  | 432 656         |
| PEKERJA BEBAS DI PERTANIAN/<br>CASUAL EMPLOYEE IN AGRICULTURE   | 1 209   | 9 025  | 14 852  | 12 655                              | 7 620                         | 411                    | 318  | 202   | 46 292          |
| PEKERJA BEBAS DI NON PERTANIAN/<br>CASUAL EMPLOYEE NOT IN AGRICULTURE   | 187   | 3 845  | 11 204  | 13 385                              | 14 002                        | 1 601                  | 107  | 63  | 44 394          |
| PEKERJA TAK DIBAYAR/<br>UNPAID WORKER   | 955   | 3 186  | 14 033  | 25 560                              | 28 276                        | 2 232                  | 344  | 840   | 75 426          |
| JUMLAH<br>TOTAL   | 22 047  | 109 010  | 283 085   | 282 549                             | 321 486                       | 48 933                 | 33 561   | 66 081  | 1 166 752       |

TABEL  
TABLE

12.5

PENDUDUK ACEH BERUMUR 15 TAHUN KE ATAS YANG BEKERJA SELAMA SEMINGGU YANG LALU MENURUT STATUS PEKERJAAN UTAMA DAN PENDIDIKAN TERTINGGI YANG DITAMATKAN  
ACEH POPULATION 15 YEARS OF AGE AND OVER WHO WORKED DURING THE PREVIOUS WEEK BY MAIN EMPLOYMENT STATUS AND EDUCATIONAL ATTAINMENT  
(AGUSTUS/AUGUST 2012)

PERKOTAAN+PERDESAAN /URBAN+RURAL

PEREMPUAN / FEMALE

| STATUS PEKERJAAN UTAMA/<br>MAIN EMPLOYMENT STATUS *)  | TIDAK/BLM<br>PERNAH<br>SEKOLAH NOT<br>ATTENDING<br>SCHOOL | TIDAK/BLM TAMAT<br>SD DID NOT<br>COMPLETE/NOT<br>YET COMPLETED<br>PRIMARY SCHOOL | PENDIDIKAN TERTINGGI YANG DITAMATKAN/<br>EDUCATIONAL ATTAINMENT |                                     |                               |                        |  |   | JUMLAH<br>TOTAL |
|---|---|--|---|-------------------------------------|-------------------------------|------------------------|--|---|-----------------|
|   |   |  | SEKOLAH<br>DASAR<br>PRIMARY<br>SCHOOL                           | S L T P<br>JUNIOR<br>HIGH<br>SCHOOL | S L T A<br>SENIOR HIGH SCHOOL |                        | DIPLOMA<br>I/II/III<br>AKADEMI<br>DIPLOMA<br>I/II/III<br>ACADEMY | DIPLOMA<br>IV/UNIVERSITAS<br>DIPLOMA<br>IV/UNIVERSITY |                 |
|   |   |  |   |                                     | UMUM<br>GENERAL               | KEJURUAN<br>VOCATIONAL |  |   |                 |
| (1)   | (2)   | (3)  | (4)   | (5)                                 | (6)                           | (7)                    | (8)  | (9)   | (10)            |
| BERUSAHA SENDIRI/<br>OWN ACCOUNT WORKER   | 7 669   | 15 518   | 27 270  | 21 279                              | 17 066                        | 4 094                  | 1 561  | 1 371   | 95 828          |
| BERUSAHA DIBANTU BURUH TIDAK<br>TETAP/BURUH TIDAK DIBAYAR<br>EMPLOYER ASSISTED BY TEMPORARY<br>WORKER/UNPAID WORKER | 7 158   | 12 045   | 21 959  | 10 502                              | 8 788                         | 1 903                  | 117  | 329   | 62 801          |
| BERUSAHA DIBANTU BURUH TETAP/BURUH<br>DIBAYAR/<br>EMPLOYER ASSISTED BY PERMANENT WORKER                             | 766   | 1 643  | 2 766   | 3 043                               | 3 811                         | 350                    | 261  | 136   | 12 776          |
| BURUH/KARYAWAN/PEGAWAI/EMPLOYEE   | 2 137   | 7 623  | 19 882  | 17 277                              | 29 744                        | 10 155                 | 52 032   | 63 942  | 202 792         |
| PEKERJA BEBAS DI PERTANIAN/<br>CASUAL EMPLOYEE IN AGRICULTURE   | 2 834   | 7 873  | 8 044   | 7 106                               | 3 049                         | 116                    | -  | 169   | 29 191          |
| PEKERJA BEBAS DI NON PERTANIAN/<br>CASUAL EMPLOYEE NOT IN AGRICULTURE   | 175   | 857  | 2 359   | 3 351                               | 2 530                         | 489                    | 202  | -   | 9 963           |
| PEKERJA TAK DIBAYAR/<br>UNPAID WORKER   | 8 461   | 25 797   | 71 225  | 59 559                              | 44 990                        | 4 393                  | 1 991  | 2 028   | 218 444         |
| JUMLAH<br>TOTAL   | 29 200  | 71 356   | 153 505   | 122 117                             | 109 978                       | 21 500                 | 56 164   | 67 975  | 631 795         |

TABEL  
TABLE 13.1

PENDUDUK ACEH BERUMUR 15 TAHUN KE ATAS YANG BEKERJA SELAMA SEMINGGU YANG LALU MENURUT  
PENDIDIKAN TERTINGGI YANG DITAMATKAN DAN JUMLAH JAM KERJA SELURUHNYA  
ACEH POPULATION 15 YEARS OF AGE AND OVER WHO WORKED DURING THE PREVIOUS WEEK BY EDUCATIONAL ATTAINMENT AND TOTAL WORKING HOURS  
(AGUSTUS/AUGUST 2012)

| PERKOTAAN+PERDESAAN /URBAN+RURAL  |   | LAKI-LAKI+PEREMPUAN / MALE+FEMALE |                |                |                |                    |
|---|---|-----------------------------------|----------------|----------------|----------------|--------------------|
| PENDIDIKAN TERTINGGI YANG DITAMATKAN/<br>EDUCATIONAL ATTAINMENT               | JUMLAH JAM KERJA SELURUHNYA/TOTAL WORKING HOURS |                                   |                |                |                | JUMLAH<br>TOTAL**) |
|   | 0*)   | 1-14                              | 15 - 34        | 1-34           | 35 +           |                    |
| (1)   | (2)   | (3)                               | (4)            | (5)            | (6)            | (7)                |
| TIDAK/BELUM PERNAH SEKOLAH/<br>NOT ATTENDING SCHOOL                           | 1 853   | 9 488                             | 26 175         | 35 663         | 13 731         | 51 247             |
| TIDAK/BELUM TAMAT SD/<br>DID NOT COMPLETE/NOT YET COMPLETED PRIMARY<br>SCHOOL | 6 320   | 20 438                            | 91 319         | 111 757        | 62 289         | 180 366            |
| SEKOLAH DASAR/<br>PRIMARY SCHOOL  | 19 471  | 44 099                            | 201 598        | 245 697        | 171 422        | 436 590            |
| SLTP/JUNIOR HIGH SCHOOL   | 13 074  | 42 477                            | 164 145        | 206 622        | 184 970        | 404 666            |
| SLTA UMUM/GENERAL SENIOR HIGH SCHOOL  | 14 744  | 32 492                            | 150 274        | 182 766        | 233 954        | 431 464            |
| SLTA KEJURUAN/VOCATIONAL SENIOR HIGH SCHOOL                                   | 2 651   | 6 791                             | 21 046         | 27 837         | 39 945         | 70 433             |
| DIPLOMA I/II/III/AKADEMI<br>DIPLOMA I/II/III/ACADENY                          | 8 587   | 5 214                             | 39 491         | 44 705         | 36 433         | 89 725             |
| DIPLOMA IV/UNIVERSITAS<br>DIPLOMA IV/UNIVERSITY                               | 12 746  | 9 014                             | 46 546         | 55 560         | 65 750         | 134 056            |
| <b>JUMLAH<br/>TOTAL</b>   | <b>79 446</b>                                   | <b>170 013</b>                    | <b>740 594</b> | <b>910 607</b> | <b>808 494</b> | <b>1 798 547</b>   |

CATATAN/NOTE:

\*) SEMENTARA TIDAK BEKERJA/TEMPORARILY NOT WORKING

\*\*\*) JUMLAH/TOTAL = KOLOM/COLUMN (2)+(5)+(6)

TABEL  
TABLE 13.2

PENDUDUK ACEH BERUMUR 15 TAHUN KE ATAS YANG BEKERJA SELAMA SEMINGGU YANG LALU MENURUT  
PENDIDIKAN TERTINGGI YANG DITAMATKAN DAN JUMLAH JAM KERJA SELURUHNYA  
ACEH POPULATION 15 YEARS OF AGE AND OVER WHO WORKED DURING THE PREVIOUS WEEK BY EDUCATIONAL ATTAINMENT AND TOTAL WORKING HOURS  
(AGUSTUS/AUGUST 2012)

|   |   | LAKI-LAKI+PEREMPUAN / MALE+FEMALE |                |                |                |                    |
|---|---|-----------------------------------|----------------|----------------|----------------|--------------------|
| PENDIDIKAN TERTINGGI YANG DITAMATKAN/<br>EDUCATIONAL ATTAINMENT               | JUMLAH JAM KERJA SELURUHNYA/TOTAL WORKING HOURS |                                   |                |                |                | JUMLAH<br>TOTAL**) |
|   | 0*)   | 1-14                              | 15 - 34        | 1-34           | 35 +           |                    |
| (1)   | (2)   | (3)                               | (4)            | (5)            | (6)            | (7)                |
| TIDAK/BELUM PERNAH SEKOLAH/<br>NOT ATTENDING SCHOOL                           | 168   | 728                               | 1 458          | 2 186          | 739            | 3 093              |
| TIDAK/BELUM TAMAT SD/<br>DID NOT COMPLETE/NOT YET COMPLETED PRIMARY<br>SCHOOL | 1 796   | 2 098                             | 10 340         | 12 438         | 13 219         | 27 453             |
| SEKOLAH DASAR/<br>PRIMARY SCHOOL  | 3 656   | 4 943                             | 21 507         | 26 450         | 37 846         | 67 952             |
| SLTP/JUNIOR HIGH SCHOOL   | 3 997   | 5 815                             | 24 807         | 30 622         | 51 737         | 86 356             |
| SLTA UMUM/GENERAL SENIOR HIGH SCHOOL  | 5 786   | 5 715                             | 33 178         | 38 893         | 107 869        | 152 548            |
| SLTA KEJURUAN/VOCATIONAL SENIOR HIGH SCHOOL                                   | 1 564   | 1 196                             | 9 242          | 10 438         | 25 963         | 37 965             |
| DIPLOMA I/II/III/AKADEMI<br>DIPLOMA I/II/III/ACADENY                          | 3 306   | 1 008                             | 11 772         | 12 780         | 20 616         | 36 702             |
| DIPLOMA IV/UNIVERSITAS<br>DIPLOMA IV/UNIVERSITY                               | 6 582   | 2 889                             | 20 168         | 23 057         | 42 263         | 71 902             |
| <b>JUMLAH<br/>TOTAL</b>   | <b>26 855</b>                                   | <b>24 392</b>                     | <b>132 472</b> | <b>156 864</b> | <b>300 252</b> | <b>483 971</b>     |

CATATAN/NOTE:

\*) SEMENTARA TIDAK BEKERJA/TEMPORARILY NOT WORKING

\*\*\*) JUMLAH/TOTAL = KOLOM/COLUMN (2)+(5)+(6)

TABEL  
TABLE 13.3

PENDUDUK ACEH BERUMUR 15 TAHUN KE ATAS YANG BEKERJA SELAMA SEMINGGU YANG LALU MENURUT  
PENDIDIKAN TERTINGGI YANG DITAMATKAN DAN JUMLAH JAM KERJA SELURUHNYA  
ACEH POPULATION 15 YEARS OF AGE AND OVER WHO WORKED DURING THE PREVIOUS WEEK BY EDUCATIONAL ATTAINMENT AND TOTAL WORKING HOURS  
(AGUSTUS/AUGUST 2012)

|   |   | LAKI-LAKI+PEREMPUAN / MALE+FEMALE |                |                |                |                    |
|---|---|-----------------------------------|----------------|----------------|----------------|--------------------|
| PENDIDIKAN TERTINGGI YANG DITAMATKAN/<br>EDUCATIONAL ATTAINMENT               | JUMLAH JAM KERJA SELURUHNYA/TOTAL WORKING HOURS |                                   |                |                |                | JUMLAH<br>TOTAL**) |
|   | 0*)   | 1-14                              | 15 - 34        | 1-34           | 35 +           |                    |
| (1)   | (2)   | (3)                               | (4)            | (5)            | (6)            | (7)                |
| TIDAK/BELUM PERNAH SEKOLAH/<br>NOT ATTENDING SCHOOL                           | 1 685   | 8 760                             | 24 717         | 33 477         | 12 992         | 48 154             |
| TIDAK/BELUM TAMAT SD/<br>DID NOT COMPLETE/NOT YET COMPLETED PRIMARY<br>SCHOOL | 4 524   | 18 340                            | 80 979         | 99 319         | 49 070         | 152 913            |
| SEKOLAH DASAR/<br>PRIMARY SCHOOL  | 15 815  | 39 156                            | 180 091        | 219 247        | 133 576        | 368 638            |
| SLTP/JUNIOR HIGH SCHOOL   | 9 077   | 36 662                            | 139 338        | 176 000        | 133 233        | 318 310            |
| SLTA UMUM/GENERAL SENIOR HIGH SCHOOL  | 8 958   | 26 777                            | 117 096        | 143 873        | 126 085        | 278 916            |
| SLTA KEJURUAN/VOCATIONAL SENIOR HIGH SCHOOL                                   | 1 087   | 5 595                             | 11 804         | 17 399         | 13 982         | 32 468             |
| DIPLOMA I/II/III/AKADEMI<br>DIPLOMA I/II/III/ACADENY                          | 5 281   | 4 206                             | 27 719         | 31 925         | 15 817         | 53 023             |
| DIPLOMA IV/UNIVERSITAS<br>DIPLOMA IV/UNIVERSITY                               | 6 164   | 6 125                             | 26 378         | 32 503         | 23 487         | 62 154             |
| <b>JUMLAH<br/>TOTAL</b>   | <b>52 591</b>                                   | <b>145 621</b>                    | <b>608 122</b> | <b>753 743</b> | <b>508 242</b> | <b>1 314 576</b>   |

CATATAN/NOTE:

\*) SEMENTARA TIDAK BEKERJA/TEMPORARILY NOT WORKING

\*\*\*) JUMLAH/TOTAL = KOLOM/COLUMN (2)+(5)+(6)

TABEL  
TABLE

13.4

PENDUDUK ACEH BERUMUR 15 TAHUN KE ATAS YANG BEKERJA SELAMA SEMINGGU YANG LALU MENURUT  
PENDIDIKAN TERTINGGI YANG DITAMATKAN DAN JUMLAH JAM KERJA SELURUHNYA  
ACEH POPULATION 15 YEARS OF AGE AND OVER WHO WORKED DURING THE PREVIOUS WEEK BY EDUCATIONAL ATTAINMENT AND TOTAL WORKING HOURS  
(AGUSTUS/AUGUST 2012)

| PERKOTAAN+PERDESAAN /URBAN+RURAL  |   |               |                |                |                | LAKI-LAKI / MALE   |
|---|---|---------------|----------------|----------------|----------------|--------------------|
| PENDIDIKAN TERTINGGI YANG DITAMATKAN/<br>EDUCATIONAL ATTAINMENT               | JUMLAH JAM KERJA SELURUHNYA/TOTAL WORKING HOURS |               |                |                |                | JUMLAH<br>TOTAL**) |
|   | 0*)   | 1-14          | 15 - 34        | 1-34           | 35 +           |                    |
| (1)   | (2)   | (3)           | (4)            | (5)            | (6)            | (7)                |
| TIDAK/BELUM PERNAH SEKOLAH/<br>NOT ATTENDING SCHOOL                           | 524   | 2 917         | 10 720         | 13 637         | 7 886          | 22 047             |
| TIDAK/BELUM TAMAT SD/<br>DID NOT COMPLETE/NOT YET COMPLETED PRIMARY<br>SCHOOL | 2 797   | 7 822         | 52 113         | 59 935         | 46 278         | 109 010            |
| SEKOLAH DASAR/<br>PRIMARY SCHOOL  | 11 374  | 17 107        | 119 222        | 136 329        | 135 382        | 283 085            |
| SLTP/JUNIOR HIGH SCHOOL   | 6 780   | 18 300        | 106 486        | 124 786        | 150 983        | 282 549            |
| SLTA UMUM/GENERAL SENIOR HIGH SCHOOL  | 9 894   | 14 033        | 104 692        | 118 725        | 192 867        | 321 486            |
| SLTA KEJURUAN/VOCATIONAL SENIOR HIGH SCHOOL                                   | 1 330   | 2 687         | 13 878         | 16 565         | 31 038         | 48 933             |
| DIPLOMA I/II/III/AKADEMI<br>DIPLOMA I/II/III/ACADENY                          | 1 788   | 2 269         | 13 895         | 16 164         | 15 609         | 33 561             |
| DIPLOMA IV/UNIVERSITAS<br>DIPLOMA IV/UNIVERSITY                               | 3 391   | 3 195         | 20 313         | 23 508         | 39 182         | 66 081             |
| <b>JUMLAH<br/>TOTAL</b>   | <b>37 878</b>                                   | <b>68 330</b> | <b>441 319</b> | <b>509 649</b> | <b>619 225</b> | <b>1 166 752</b>   |

CATATAN/NOTE:

\*) SEMENTARA TIDAK BEKERJA/TEMPORARILY NOT WORKING

\*\*\*) JUMLAH/TOTAL = KOLOM/COLUMN (2)+(5)+(6)



TABEL  
TABLE 13.5

PENDUDUK ACEH BERUMUR 15 TAHUN KE ATAS YANG BEKERJA SELAMA SEMINGGU YANG LALU MENURUT  
PENDIDIKAN TERTINGGI YANG DITAMATKAN DAN JUMLAH JAM KERJA SELURUHNYA  
ACEH POPULATION 15 YEARS OF AGE AND OVER WHO WORKED DURING THE PREVIOUS WEEK BY EDUCATIONAL ATTAINMENT AND TOTAL WORKING HOURS  
(AGUSTUS/AUGUST 2012)

| PERKOTAAN+PERDESAAN /URBAN+RURAL  |   |                |                |                |                | PEREMPUAN / FEMALE |
|---|---|----------------|----------------|----------------|----------------|--------------------|
| PENDIDIKAN TERTINGGI YANG DITAMATKAN/<br>EDUCATIONAL ATTAINMENT               | JUMLAH JAM KERJA SELURUHNYA/TOTAL WORKING HOURS |                |                |                |                | JUMLAH<br>TOTAL**) |
|   | 0*)   | 1-14           | 15 - 34        | 1-34           | 35 +           |                    |
| (1)   | (2)   | (3)            | (4)            | (5)            | (6)            | (7)                |
| TIDAK/BELUM PERNAH SEKOLAH/<br>NOT ATTENDING SCHOOL                           | 1 329   | 6 571          | 15 455         | 22 026         | 5 845          | 29 200             |
| TIDAK/BELUM TAMAT SD/<br>DID NOT COMPLETE/NOT YET COMPLETED PRIMARY<br>SCHOOL | 3 523   | 12 616         | 39 206         | 51 822         | 16 011         | 71 356             |
| SEKOLAH DASAR/<br>PRIMARY SCHOOL  | 8 097   | 26 992         | 82 376         | 109 368        | 36 040         | 153 505            |
| SLTP/JUNIOR HIGH SCHOOL   | 6 294   | 24 177         | 57 659         | 81 836         | 33 987         | 122 117            |
| SLTA UMUM/GENERAL SENIOR HIGH SCHOOL  | 4 850   | 18 459         | 45 582         | 64 041         | 41 087         | 109 978            |
| SLTA KEJURUAN/VOCATIONAL SENIOR HIGH SCHOOL                                   | 1 321   | 4 104          | 7 168          | 11 272         | 8 907          | 21 500             |
| DIPLOMA I/II/III/AKADEMI<br>DIPLOMA I/II/III/ACADENY                          | 6 799   | 2 945          | 25 596         | 28 541         | 20 824         | 56 164             |
| DIPLOMA IV/UNIVERSITAS<br>DIPLOMA IV/UNIVERSITY                               | 9 355   | 5 819          | 26 233         | 32 052         | 26 568         | 67 975             |
| <b>JUMLAH<br/>TOTAL</b>   | <b>41 568</b>                                   | <b>101 683</b> | <b>299 275</b> | <b>400 958</b> | <b>189 269</b> | <b>631 795</b>     |

CATATAN/NOTE:

\*) SEMENTARA TIDAK BEKERJA/TEMPORARILY NOT WORKING

\*\*\*) JUMLAH/TOTAL = KOLOM/COLUMN (2)+(5)+(6)

TABEL  
TABLE 14.1

PENDUDUK ACEH BERUMUR 15 TAHUN KE ATAS YANG BEKERJA SELAMA SEMINGGU YANG LALU  
MENURUT JUMLAH JAM KERJA SELURUHNYA DAN LAPANGAN PEKERJAAN UTAMA  
ACEH POPULATION 15 YEARS OF AGE AND OVER WHO WORKED DURING THE PREVIOUS WEEK BY TOTAL WORKING HOURS AND MAIN INDUSTRY  
(AGUSTUS/AUGUST 2012)

| PERKOTAAN+PERDESAAN /URBAN+RURAL                      | LAKI-LAKI+PEREMPUAN / MALE+FEMALE        |        |        |       |         |         |        |        |         | JUMLAH<br>TOTAL |
|---|--|--------|--------|-------|---------|---------|--------|--------|---------|-----------------|
|   | LAPANGAN PEKERJAAN UTAMA/MAIN INDUSTRY*) |        |        |       |         |         |        |        |         |                 |
| JUMLAH JAM KERJA<br>SELURUHNYA<br>TOTAL WORKING HOURS | 1  | 2      | 3      | 4     | 5       | 6       | 7      | 8      | 9       |                 |
| (1)   | (2)                                      | (3)    | (4)    | (5)   | (6)     | (7)     | (8)    | (9)    | (10)    | (11)            |
| 0**)  | 33 174                                   | 998    | 1 878  | -     | 6 714   | 8 942   | 1 052  | 968    | 25 720  | 79 446          |
| 1 - 14  | 125 186                                  | 537    | 7 077  | -     | 2 485   | 14 669  | 2 162  | 845    | 26 659  | 179 620         |
| 15 - 34   | 475 052                                  | 3 572  | 28 890 | 418   | 41 515  | 71 337  | 12 293 | 4 405  | 134 325 | 771 807         |
| 1 - 34  | 600 238                                  | 4 109  | 35 967 | 418   | 44 000  | 86 006  | 14 455 | 5 250  | 160 984 | 951 427         |
| 35+   | 209 454                                  | 9 064  | 35 999 | 2 753 | 80 032  | 187 507 | 57 308 | 18 545 | 167 012 | 767 674         |
| JUMLAH<br>TOTAL ***)                                  | 842 866                                  | 14 171 | 73 844 | 3 171 | 130 746 | 282 455 | 72 815 | 24 763 | 353 716 | 1 798 547       |

CATATAN/NOTE:

\*) 1. PERTANIAN, PERKEBUNAN, KEHUTANAN, PERBURUAN, DAN PERIKANAN 2. PERTAMBANGAN DAN PENGGALIAN 3. INDUSTRI PENGOLAHAN 4. LISTRIK, GAS, DAN AIR MINUM 5. KONSTRUKSI 6. PERDAGANGAN, RUMAH MAKAN, DAN JASA AKOMODASI 7. TRANSPORTASI, PERGUDANGAN, DAN KOMUNIKASI 8. LEMBAGA KEUANGAN, REAL ESTATE, USAHA PERSEWAAN DAN JASA PERUSAHAAN 9. JASA KEMASYARAKATAN, SOSIAL, DAN PERORANGAN

\*\*) SEMENTARA TIDAK BEKERJA/TEMPORARILY NOT WORKING

\*\*\*) JUMLAH/TOTAL = BARIS/ROW {0\*\* + (1 - 34)+(35+)}

TABEL  
TABLE 14.2

PENDUDUK ACEH BERUMUR 15 TAHUN KE ATAS YANG BEKERJA SELAMA SEMINGGU YANG LALU  
MENURUT JUMLAH JAM KERJA SELURUHNYA DAN LAPANGAN PEKERJAAN UTAMA  
ACEH POPULATION 15 YEARS OF AGE AND OVER WHO WORKED DURING THE PREVIOUS WEEK BY TOTAL WORKING HOURS AND MAIN INDUSTRY  
(AGUSTUS/AUGUST 2012)

| PERKOTAAN /URBAN                                      | LAKI-LAKI+PEREMPUAN / MALE+FEMALE        |       |        |       |        |         |        |        |         | JUMLAH<br>TOTAL |
|---|--|-------|--------|-------|--------|---------|--------|--------|---------|-----------------|
|   | LAPANGAN PEKERJAAN UTAMA/MAIN INDUSTRY*) |       |        |       |        |         |        |        |         |                 |
| JUMLAH JAM KERJA<br>SELURUHNYA<br>TOTAL WORKING HOURS | 1  | 2     | 3      | 4     | 5      | 6       | 7      | 8      | 9       |                 |
| (1)   | (2)                                      | (3)   | (4)    | (5)   | (6)    | (7)     | (8)    | (9)    | (10)    | (11)            |
| 0**)  | 4 260                                    | -     | 603    | -     | 4 277  | 5 401   | 545    | 773    | 10 996  | 26 855          |
| 1 – 14  | 6 664                                    | 329   | 1 353  | -     | 480    | 5 827   | 269    | 192    | 10 186  | 25 300          |
| 15 – 34   | 31 067                                   | 1 199 | 7 149  | 361   | 8 763  | 27 278  | 5 493  | 3 931  | 50 769  | 136 010         |
| 1 – 34  | 37 731                                   | 1 528 | 8 502  | 361   | 9 243  | 33 105  | 5 762  | 4 123  | 60 955  | 161 310         |
| 35+   | 30 016                                   | 1 714 | 14 056 | 2 492 | 22 687 | 96 387  | 24 023 | 12 174 | 92 257  | 295 806         |
| JUMLAH<br>TOTAL ***)                                  | 72 007                                   | 3 242 | 23 161 | 2 853 | 36 207 | 134 893 | 30 330 | 17 070 | 164 208 | 483 971         |

CATATAN/NOTE:

\*) 1. PERTANIAN, PERKEBUNAN, KEHUTANAN, PERBURUAN, DAN PERIKANAN 2. PERTAMBANGAN DAN PENGGALIAN 3. INDUSTRI PENGOLAHAN 4. LISTRIK, GAS, DAN AIR MINUM 5. KONSTRUKSI 6. PERDAGANGAN, RUMAH MAKAN, DAN JASA AKOMODASI 7. TRANSPORTASI, PERGUDANGAN, DAN KOMUNIKASI 8. LEMBAGA KEUANGAN, REAL ESTATE, USAHA PERSEWAAN DAN JASA PERUSAHAAN 9. JASA KEMASYARAKATAN, SOSIAL, DAN PERORANGAN

\*\*\*) SEMENTARA TIDAK BEKERJA/TEMPORARILY NOT WORKING

\*\*\*) JUMLAH/TOTAL = BARIS/ROW {0\*\* + (1 – 34)+(35+)}

TABEL  
TABLE 14.3

PENDUDUK ACEH BERUMUR 15 TAHUN KE ATAS YANG BEKERJA SELAMA SEMINGGU YANG LALU  
MENURUT JUMLAH JAM KERJA SELURUHNYA DAN LAPANGAN PEKERJAAN UTAMA  
ACEH POPULATION 15 YEARS OF AGE AND OVER WHO WORKED DURING THE PREVIOUS WEEK BY TOTAL WORKING HOURS AND MAIN INDUSTRY  
(AGUSTUS/AUGUST 2012)

| PERDESAAN / RURAL                                     | LAKI-LAKI+PEREMPUAN / MALE+FEMALE        |        |        |     |        |         |        |       |         | JUMLAH<br>TOTAL |
|---|--|--------|--------|-----|--------|---------|--------|-------|---------|-----------------|
|   | LAPANGAN PEKERJAAN UTAMA/MAIN INDUSTRY*) |        |        |     |        |         |        |       |         |                 |
| JUMLAH JAM KERJA<br>SELURUHNYA<br>TOTAL WORKING HOURS | 1  | 2      | 3      | 4   | 5      | 6       | 7      | 8     | 9       |                 |
| (1)   | (2)                                      | (3)    | (4)    | (5) | (6)    | (7)     | (8)    | (9)   | (10)    | (11)            |
| 0**)  | 28 914                                   | 998    | 1 275  | -   | 2 437  | 3 541   | 507    | 195   | 14 724  | 52 591          |
| 1 - 14  | 118 522                                  | 208    | 5 724  | -   | 2 005  | 8 842   | 1 893  | 653   | 16 473  | 154 320         |
| 15 - 34   | 443 985                                  | 2 373  | 21 741 | 57  | 32 752 | 44 059  | 6 800  | 474   | 83 556  | 635 797         |
| 1 - 34  | 562 507                                  | 2 581  | 27 465 | 57  | 34 757 | 52 901  | 8 693  | 1 127 | 100 029 | 790 117         |
| 35+   | 179 438                                  | 7 350  | 21 943 | 261 | 57 345 | 91 120  | 33 285 | 6 371 | 74 755  | 471 868         |
| JUMLAH<br>TOTAL ***)                                  | 770 859                                  | 10 929 | 50 683 | 318 | 94 539 | 147 562 | 42 485 | 7 693 | 189 508 | 1 314 576       |

CATATAN/NOTE:

\*) 1. PERTANIAN, PERKEBUNAN, KEHUTANAN, PERBURUAN, DAN PERIKANAN 2. PERTAMBANGAN DAN PENGGALIAN 3. INDUSTRI PENGOLAHAN 4. LISTRIK, GAS, DAN AIR MINUM 5. KONSTRUKSI 6. PERDAGANGAN, RUMAH MAKAN, DAN JASA AKOMODASI 7. TRANSPORTASI, PERGUDANGAN, DAN KOMUNIKASI 8. LEMBAGA KEUANGAN, REAL ESTATE, USAHA PERSEWAAN DAN JASA PERUSAHAAN 9. JASA KEMASYARAKATAN, SOSIAL, DAN PERORANGAN

\*\*) SEMENTARA TIDAK BEKERJA/TEMPORARILY NOT WORKING

\*\*\*) JUMLAH/TOTAL = BARIS/ROW {0\*\* + (1 - 34)+(35+)}

TABEL  
TABLE 14.4

PENDUDUK ACEH BERUMUR 15 TAHUN KE ATAS YANG BEKERJA SELAMA SEMINGGU YANG LALU  
MENURUT JUMLAH JAM KERJA SELURUHNYA DAN LAPANGAN PEKERJAAN UTAMA  
ACEH POPULATION 15 YEARS OF AGE AND OVER WHO WORKED DURING THE PREVIOUS WEEK BY TOTAL WORKING HOURS AND MAIN INDUSTRY  
(AGUSTUS/AUGUST 2012)

| PERKOTAAN+PERDESAAN /URBAN+RURAL                      |  |        |        |       |         |         |        |        |         | LAKI-LAKI / MALE |
|---|--|--------|--------|-------|---------|---------|--------|--------|---------|------------------|
| JUMLAH JAM KERJA<br>SELURUHNYA<br>TOTAL WORKING HOURS | LAPANGAN PEKERJAAN UTAMA/MAIN INDUSTRY*) |        |        |       |         |         |        |        |         | JUMLAH<br>TOTAL  |
|   | 1  | 2      | 3      | 4     | 5       | 6       | 7      | 8      | 9       |                  |
| (1)   | (2)                                      | (3)    | (4)    | (5)   | (6)     | (7)     | (8)    | (9)    | (10)    | (11)             |
| 0**)  | 18 312                                   | 998    | 780    | -     | 6 580   | 3 987   | 1 052  | 439    | 5 730   | 37 878           |
| 1 - 14  | 53 861                                   | 537    | 1 885  | -     | 2 485   | 4 006   | 2 162  | 273    | 8 350   | 73 559           |
| 15 - 34   | 298 812                                  | 3 407  | 11 969 | 418   | 41 183  | 36 258  | 12 182 | 2 447  | 62 275  | 468 951          |
| 1 - 34  | 352 673                                  | 3 944  | 13 854 | 418   | 43 668  | 40 264  | 14 344 | 2 720  | 70 625  | 542 510          |
| 35+   | 168 229                                  | 8 931  | 26 180 | 2 652 | 79 672  | 130 448 | 56 743 | 13 625 | 99 884  | 586 364          |
| JUMLAH<br>TOTAL ***)                                  | 539 214                                  | 13 873 | 40 814 | 3 070 | 129 920 | 174 699 | 72 139 | 16 784 | 176 239 | 1 166 752        |

CATATAN/NOTE:

\*) 1. PERTANIAN, PERKEBUNAN, KEHUTANAN, PERBURUAN, DAN PERIKANAN 2. PERTAMBANGAN DAN PENGGALIAN 3. INDUSTRI PENGOLAHAN 4. LISTRIK, GAS, DAN AIR MINUM 5. KONSTRUKSI 6. PERDAGANGAN, RUMAH MAKAN, DAN JASA AKOMODASI 7. TRANSPORTASI, PERGUDANGAN, DAN KOMUNIKASI 8. LEMBAGA KEUANGAN, REAL ESTATE, USAHA PERSEWAAN DAN JASA PERUSAHAAN 9. JASA KEMASYARAKATAN, SOSIAL, DAN PERORANGAN

\*\*\*) SEMENTARA TIDAK BEKERJA/TEMPORARILY NOT WORKING

\*\*\*) JUMLAH/TOTAL = BARIS/ROW {0\*\* + (1 - 34)+(35+)}

TABEL  
TABLE 14.5

PENDUDUK ACEH BERUMUR 15 TAHUN KE ATAS YANG BEKERJA SELAMA SEMINGGU YANG LALU  
MENURUT JUMLAH JAM KERJA SELURUHNYA DAN LAPANGAN PEKERJAAN UTAMA  
ACEH POPULATION 15 YEARS OF AGE AND OVER WHO WORKED DURING THE PREVIOUS WEEK BY TOTAL WORKING HOURS AND MAIN INDUSTRY  
(AGUSTUS/AUGUST 2012)

| PERKOTAAN+PERDESAAN /URBAN+RURAL                      |  |     |        |     |     |         |     |       |         | PEREMPUAN / FEMALE |
|---|--|-----|--------|-----|-----|---------|-----|-------|---------|--------------------|
| JUMLAH JAM KERJA<br>SELURUHNYA<br>TOTAL WORKING HOURS | LAPANGAN PEKERJAAN UTAMA/MAIN INDUSTRY*) |     |        |     |     |         |     |       |         | JUMLAH<br>TOTAL    |
|   | 1  | 2   | 3      | 4   | 5   | 6       | 7   | 8     | 9       |                    |
| (1)   | (2)                                      | (3) | (4)    | (5) | (6) | (7)     | (8) | (9)   | (10)    | (11)               |
| 0**)  | 14 862                                   | -   | 1 098  | -   | 134 | 4 955   | -   | 529   | 19 990  | 41 568             |
| 1 – 14  | 71 325                                   | -   | 5 192  | -   | -   | 10 663  | -   | 572   | 18 309  | 106 061            |
| 15 – 34   | 176 240                                  | 165 | 16 921 | -   | 332 | 35 079  | 111 | 1 958 | 72 050  | 302 856            |
| 1 – 34  | 247 565                                  | 165 | 22 113 | -   | 332 | 45 742  | 111 | 2 530 | 90 359  | 408 917            |
| 35+   | 41 225                                   | 133 | 9 819  | 101 | 360 | 57 059  | 565 | 4 920 | 67 128  | 181 310            |
| JUMLAH<br>TOTAL ***)                                  | 303 652                                  | 298 | 33 030 | 101 | 826 | 107 756 | 676 | 7 979 | 177 477 | 631 795            |

CATATAN/NOTE:

\*) 1. PERTANIAN, PERKEBUNAN, KEHUTANAN, PERBURUAN, DAN PERIKANAN 2. PERTAMBANGAN DAN PENGGALIAN 3. INDUSTRI PENGOLAHAN 4. LISTRIK, GAS, DAN AIR MINUM 5. KONSTRUKSI 6. PERDAGANGAN, RUMAH MAKAN, DAN JASA AKOMODASI 7. TRANSPORTASI, PERGUDANGAN, DAN KOMUNIKASI 8. LEMBAGA KEUANGAN, REAL ESTATE, USAHA PERSEWAAN DAN JASA PERUSAHAAN 9. JASA KEMASYARAKATAN, SOSIAL, DAN PERORANGAN

\*\*) SEMENTARA TIDAK BEKERJA/TEMPORARILY NOT WORKING

\*\*\*) JUMLAH/TOTAL = BARIS/ROW {0\*\* + (1 – 34)+(35+)}

TABEL  
TABLE 15.1

PENDUDUK ACEH BERUMUR 15 TAHUN KE ATAS YANG BEKERJA SELAMA SEMINGGU YANG LALU  
MENURUT JUMLAH JAM KERJA SELURUHNYA DAN STATUS PEKERJAAN UTAMA  
ACEH POPULATION 15 YEARS OF AGE AND OVER WHO WORKED DURING THE PREVIOUS WEEK BY TOTAL WORKING HOURS AND MAIN EMPLOYMENT STATUS  
(AGUSTUS/AUGUST 2012)

| JUMLAH JAM KERJA SELURUHNYA<br>TOTAL WORKING HOURS | STATUS PEKERJAAN UTAMA/MAIN EMPLOYMENT STATUS *) |         |        |         |        |        |         | LAKI-LAKI+PEREMPUAN /MALE+ FEMALE | JUMLAH<br>TOTAL |
|--|--|---------|--------|---------|--------|--------|---------|-----------------------------------|-----------------|
|  | 1  | 2       | 3      | 4       | 5      | 6      | 7       |                                   |                 |
| (1)  | (2)  | (3)     | (4)    | (5)     | (6)    | (7)    | (8)     | (9)                               |                 |
| 0 **)  | 12 584   | 22 347  | 4 040  | 40 475  | -      | -      | -       | 79 446                            |                 |
| 1 - 14   | 28 030   | 27 664  | 4 389  | 29 522  | 6 470  | 4 662  | 78 883  | 179 620                           |                 |
| 15 - 34  | 142 818  | 151 162 | 26 385 | 214 451 | 48 083 | 20 421 | 168 487 | 771 807                           |                 |
| 1 - 34   | 170 848  | 178 826 | 30 774 | 243 973 | 54 553 | 25 083 | 247 370 | 951 427                           |                 |
| 35+  | 170 247  | 96 543  | 53 180 | 351 000 | 20 930 | 29 274 | 46 500  | 767 674                           |                 |
| JUMLAH<br>TOTAL ***)                               | 353 679  | 297 716 | 87 994 | 635 448 | 75 483 | 54 357 | 293 870 | 1 798 547                         |                 |

CATATAN/NOTE:

- \*) 1. BERUSAHA SENDIRI/OWN ACCOUNT WORKER  
 2. BERUSAHA DIBANTU BURUH TIDAK TETAP/BURUH TIDAK DIBAYAR  
 EMPLOYER ASSISTED TEMPORARY WORKER/UNPAID WORKER  
 3. BERUSAHA DIBANTU BURUH TETAP/BURUH DIBAYAR/EMPLOYER ASSISTED BY PERMANENT WORKER  
 4. BURUH/KARYAWAN/PEGAWAI/EMPLOYEE  
 5. PEKERJA BEBAS DI PERTANIAN/CASUAL EMPLOYEE IN AGRICULTURE  
 6. PEKERJA BEBAS DI NON PERTANIAN/CASUAL EMPLOYEE NOT IN AGRICULTURE  
 7. PEKERJA TAK DIBAYAR/UNPAID WORKER

\*\*\*) SEMENTARA TIDAK BEKERJA/TEMPORARILY NOT WORKING

\*\*\*) JUMLAH/TOTAL = BARIS/ROW { 0\*\* + (1 - 34)+(35+) }

TABEL  
TABLE 15.2

PENDUDUK ACEH BERUMUR 15 TAHUN KE ATAS YANG BEKERJA SELAMA SEMINGGU YANG LALU  
MENURUT JUMLAH JAM KERJA SELURUHNYA DAN STATUS PEKERJAAN UTAMA  
ACEH POPULATION 15 YEARS OF AGE AND OVER WHO WORKED DURING THE PREVIOUS WEEK BY TOTAL WORKING HOURS AND MAIN EMPLOYMENT STATUS  
(AGUSTUS/AUGUST 2012)

| JUMLAH JAM KERJA SELURUHNYA<br>TOTAL WORKING HOURS | STATUS PEKERJAAN UTAMA/MAIN EMPLOYMENT STATUS *) |        |        |         |       |        |        | JUMLAH<br>TOTAL |
|--|--|--------|--------|---------|-------|--------|--------|-----------------|
|  | 1  | 2      | 3      | 4       | 5     | 6      | 7      |                 |
|  | (1)  | (2)    | (3)    | (4)     | (5)   | (6)    | (7)    |                 |
| 0 **)  | 4 017  | 3 327  | 1 914  | 17 597  | -     | -      | -      | 26 855          |
| 1 - 14   | 6 012  | 2 090  | 548    | 8 511   | 375   | 1 197  | 6 567  | 25 300          |
| 15 - 34  | 27 706   | 12 919 | 4 133  | 68 279  | 2 514 | 4 851  | 15 608 | 136 010         |
| 1 - 34   | 33 718   | 15 009 | 4 681  | 76 790  | 2 889 | 6 048  | 22 175 | 161 310         |
| 35+  | 61 896   | 24 097 | 19 856 | 165 322 | 2 922 | 7 973  | 13 740 | 295 806         |
| JUMLAH<br>TOTAL ***)                               | 99 631   | 42 433 | 26 451 | 259 709 | 5 811 | 14 021 | 35 915 | 483 971         |

CATATAN/NOTE:

- \*) 1. BERUSAHA SENDIRI/OWN ACCOUNT WORKER  
 2. BERUSAHA DIBANTU BURUH TIDAK TETAP/BURUH TIDAK DIBAYAR  
 EMPLOYER ASSISTED TEMPORARY WORKER/UNPAID WORKER  
 3. BERUSAHA DIBANTU BURUH TETAP/BURUH DIBAYAR/EMPLOYER ASSISTED BY PERMANENT WORKER  
 4. BURUH/KARYAWAN/PEGAWAI/EMPLOYEE  
 5. PEKERJA BEBAS DI PERTANIAN/CASUAL EMPLOYEE IN AGRICULTURE  
 6. PEKERJA BEBAS DI NON PERTANIAN/CASUAL EMPLOYEE NOT IN AGRICULTURE  
 7. PEKERJA TAK DIBAYAR/UNPAID WORKER

\*\*\*) SEMENTARA TIDAK BEKERJA/TEMPORARILY NOT WORKING

\*\*\*) JUMLAH/TOTAL = BARIS/ROW {0\*\* + (1 - 34)+(35+)}



TABEL  
TABLE 15.3

PENDUDUK ACEH BERUMUR 15 TAHUN KE ATAS YANG BEKERJA SELAMA SEMINGGU YANG LALU  
MENURUT JUMLAH JAM KERJA SELURUHNYA DAN STATUS PEKERJAAN UTAMA  
ACEH POPULATION 15 YEARS OF AGE AND OVER WHO WORKED DURING THE PREVIOUS WEEK BY TOTAL WORKING HOURS AND MAIN EMPLOYMENT STATUS  
(AGUSTUS/AUGUST 2012)

| JUMLAH JAM KERJA SELURUHNYA<br>TOTAL WORKING HOURS | STATUS PEKERJAAN UTAMA/MAIN EMPLOYMENT STATUS *) |         |        |         |        |        |         | JUMLAH<br>TOTAL |
|--|--|---------|--------|---------|--------|--------|---------|-----------------|
|  | 1  | 2       | 3      | 4       | 5      | 6      | 7       |                 |
|  | (1)  | (2)     | (3)    | (4)     | (5)    | (6)    | (7)     |                 |
| 0 **)  | 8 567  | 19 020  | 2 126  | 22 878  | -      | -      | -       | 52 591          |
| 1 - 14   | 22 018   | 25 574  | 3 841  | 21 011  | 6 095  | 3 465  | 72 316  | 154 320         |
| 15 - 34  | 115 112  | 138 243 | 22 252 | 146 172 | 45 569 | 15 570 | 152 879 | 635 797         |
| 1 - 34   | 137 130  | 163 817 | 26 093 | 167 183 | 51 664 | 19 035 | 225 195 | 790 117         |
| 35+  | 108 351  | 72 446  | 33 324 | 185 678 | 18 008 | 21 301 | 32 760  | 471 868         |
| JUMLAH<br>TOTAL ***)                               | 254 048  | 255 283 | 61 543 | 375 739 | 69 672 | 40 336 | 257 955 | 1 314 576       |

CATATAN/NOTE:

- \*) 1. BERUSAHA SENDIRI/OWN ACCOUNT WORKER  
 2. BERUSAHA DIBANTU BURUH TIDAK TETAP/BURUH TIDAK DIBAYAR  
 EMPLOYER ASSISTED TEMPORARY WORKER/UNPAID WORKER  
 3. BERUSAHA DIBANTU BURUH TETAP/BURUH DIBAYAR/EMPLOYER ASSISTED BY PERMANENT WORKER  
 4. BURUH/KARYAWAN/PEGAWAI/EMPLOYEE  
 5. PEKERJA BEBAS DI PERTANIAN/CASUAL EMPLOYEE IN AGRICULTURE  
 6. PEKERJA BEBAS DI NON PERTANIAN/CASUAL EMPLOYEE NOT IN AGRICULTURE  
 7. PEKERJA TAK DIBAYAR/UNPAID WORKER

\*\*) SEMENTARA TIDAK BEKERJA/TEMPORARILY NOT WORKING

\*\*)JUMLAH/TOTAL = BARIS/ROW {0\*\* + (1 - 34)+(35+)}

TABEL  
TABLE 15.4

PENDUDUK ACEH BERUMUR 15 TAHUN KE ATAS YANG BEKERJA SELAMA SEMINGGU YANG LALU  
MENURUT JUMLAH JAM KERJA SELURUHNYA DAN STATUS PEKERJAAN UTAMA  
ACEH POPULATION 15 YEARS OF AGE AND OVER WHO WORKED DURING THE PREVIOUS WEEK BY TOTAL WORKING HOURS AND MAIN EMPLOYMENT STATUS  
(AGUSTUS/AUGUST 2012)

| PERKOTAAN+PERDESAAN /URBAN+RURAL                   |  |         |        |         |        |        |        | LAKI-LAKI /MALE |
|--|--|---------|--------|---------|--------|--------|--------|-----------------|
| JUMLAH JAM KERJA SELURUHNYA<br>TOTAL WORKING HOURS | STATUS PEKERJAAN UTAMA/MAIN EMPLOYMENT STATUS *) |         |        |         |        |        |        | JUMLAH<br>TOTAL |
|  | 1  | 2       | 3      | 4       | 5      | 6      | 7      |                 |
| (1)  | (2)  | (3)     | (4)    | (5)     | (6)    | (7)    | (8)    | (9)             |
| 0 **)  | 6 797  | 12 865  | 2 219  | 15 997  | -      | -      | -      | 37 878          |
| 1 - 14   | 13 470   | 21 004  | 2 388  | 13 438  | 3 669  | 2 002  | 17 588 | 73 559          |
| 15 - 34  | 101 869  | 121 972 | 21 328 | 136 144 | 28 331 | 15 496 | 43 811 | 468 951         |
| 1 - 34   | 115 339  | 142 976 | 23 716 | 149 582 | 32 000 | 17 498 | 61 399 | 542 510         |
| 35+  | 135 715  | 79 074  | 49 283 | 267 077 | 14 292 | 26 896 | 14 027 | 586 364         |
| JUMLAH<br>TOTAL ***)                               | 257 851  | 234 915 | 75 218 | 432 656 | 46 292 | 44 394 | 75 426 | 1 166 752       |

CATATAN/NOTE:

- \*) 1. BERUSAHA SENDIRI/OWN ACCOUNT WORKER  
 2. BERUSAHA DIBANTU BURUH TIDAK TETAP/BURUH TIDAK DIBAYAR  
 EMPLOYER ASSISTED TEMPORARY WORKER/UNPAID WORKER  
 3. BERUSAHA DIBANTU BURUH TETAP/BURUH DIBAYAR/EMPLOYER ASSISTED BY PERMANENT WORKER  
 4. BURUH/KARYAWAN/PEGAWAI/EMPLOYEE  
 5. PEKERJA BEBAS DI PERTANIAN/CASUAL EMPLOYEE IN AGRICULTURE  
 6. PEKERJA BEBAS DI NON PERTANIAN/CASUAL EMPLOYEE NOT IN AGRICULTURE  
 7. PEKERJA TAK DIBAYAR/UNPAID WORKER

\*\*\*) SEMENTARA TIDAK BEKERJA/TEMPORARILY NOT WORKING

\*\*\*) JUMLAH/TOTAL = BARIS/ROW { 0\*\* + (1 - 34)+(35+) }

TABEL  
TABLE 15.5

PENDUDUK ACEH BERUMUR 15 TAHUN KE ATAS YANG BEKERJA SELAMA SEMINGGU YANG LALU  
MENURUT JUMLAH JAM KERJA SELURUHNYA DAN STATUS PEKERJAAN UTAMA  
ACEH POPULATION 15 YEARS OF AGE AND OVER WHO WORKED DURING THE PREVIOUS WEEK BY TOTAL WORKING HOURS AND MAIN EMPLOYMENT STATUS  
(AGUSTUS/AUGUST 2012)

| JUMLAH JAM KERJA SELURUHNYA<br>TOTAL WORKING HOURS | STATUS PEKERJAAN UTAMA/MAIN EMPLOYMENT STATUS *) |        |        |         |        |       |         | JUMLAH<br>TOTAL |
|--|--|--------|--------|---------|--------|-------|---------|-----------------|
|  | 1  | 2      | 3      | 4       | 5      | 6     | 7       |                 |
|  | (1)  | (2)    | (3)    | (4)     | (5)    | (6)   | (7)     |                 |
| 0 **)  | 5 787  | 9 482  | 1 821  | 24 478  | -      | -     | -       | 41 568          |
| 1 - 14   | 14 560   | 6 660  | 2 001  | 16 084  | 2 801  | 2 660 | 61 295  | 106 061         |
| 15 - 34  | 40 949   | 29 190 | 5 057  | 78 307  | 19 752 | 4 925 | 124 676 | 302 856         |
| 1 - 34   | 55 509   | 35 850 | 7 058  | 94 391  | 22 553 | 7 585 | 185 971 | 408 917         |
| 35+  | 34 532   | 17 469 | 3 897  | 83 923  | 6 638  | 2 378 | 32 473  | 181 310         |
| JUMLAH<br>TOTAL ***)                               | 95 828   | 62 801 | 12 776 | 202 792 | 29 191 | 9 963 | 218 444 | 631 795         |

CATATAN/NOTE:

- \*) 1. BERUSAHA SENDIRI/OWN ACCOUNT WORKER  
 2. BERUSAHA DIBANTU BURUH TIDAK TETAP/BURUH TIDAK DIBAYAR  
 EMPLOYER ASSISTED TEMPORARY WORKER/UNPAID WORKER  
 3. BERUSAHA DIBANTU BURUH TETAP/BURUH DIBAYAR/EMPLOYER ASSISTED BY PERMANENT WORKER  
 4. BURUH/KARYAWAN/PEGAWAI/EMPLOYEE  
 5. PEKERJA BEBAS DI PERTANIAN/CASUAL EMPLOYEE IN AGRICULTURE  
 6. PEKERJA BEBAS DI NON PERTANIAN/CASUAL EMPLOYEE NOT IN AGRICULTURE  
 7. PEKERJA TAK DIBAYAR/UNPAID WORKER

\*\*\*) SEMENTARA TIDAK BEKERJA/TEMPORARILY NOT WORKING

\*\*\*) JUMLAH/TOTAL = BARIS/ROW { 0\*\* + (1 - 34) + (35+) }

TABEL  
TABLE 16.1

PENDUDUK ACEH BERUMUR 15 TAHUN KE ATAS YANG BEKERJA SELAMA SEMINGGU YANG LALU  
MENURUT STATUS PEKERJAAN UTAMA DAN LAPANGAN PEKERJAAN UTAMA  
ACEH POPULATION 15 YEARS OF AGE AND OVER WHO WORKED DURING THE PREVIOUS WEEK BY MAIN EMPLOYMENT STATUS AND MAIN INDUSTRY  
(AGUSTUS/AUGUST 2012)

| STATUS PEKERJAAN UTAMA/<br>MAIN EMPLOYMENT STATUS   | LAPANGAN PEKERJAAN UTAMA/MAIN INDUSTRY*) |        |        |       |         |         |        |        |         | JUMLAH<br>TOTAL**) |
|---|--|--------|--------|-------|---------|---------|--------|--------|---------|--------------------|
|   | 1  | 2      | 3      | 4     | 5       | 6       | 7      | 8      | 9       |                    |
|   | (1)                                      | (2)    | (3)    | (4)   | (5)     | (6)     | (7)    | (8)    | (9)     |                    |
| BERUSAHA SENDIRI/<br>OWN ACCOUNT WORKER   | 151 004                                  | 1 805  | 20 060 | -     | 4 341   | 108 032 | 35 045 | 1 740  | 31 652  | 353 679            |
| BERUSAHA DIBANTU BURUH TIDAK<br>TETAP/BURUH TIDAK DIBAYAR<br>EMPLOYER ASSISTED BY TEMPORARY<br>WORKER/UNPAID WORKER | 232 241                                  | 182    | 8 381  | -     | 2 087   | 50 408  | 1 448  | 415    | 2 554   | 297 716            |
| BERUSAHA DIBANTU BURUH<br>TETAP/BURUH DIBAYAR/<br>EMPLOYER ASSISTED BY PERMANENT<br>WORKER                          | 29 720                                   | 892    | 7 657  | -     | 15 513  | 23 543  | 3 794  | 1 662  | 5 213   | 87 994             |
| BURUH/KARYAWAN/PEGAWAI/EMPLOYEE   | 117 184                                  | 8 619  | 24 745 | 2 911 | 79 243  | 50 034  | 26 090 | 20 814 | 305 808 | 635 448            |
| PEKERJA BEBAS DI PERTANIAN/<br>CASUAL EMPLOYEE IN AGRICULTURE   | 75 483                                   | -      | -      | -     | -       | -       | -      | -      | -       | 75 483             |
| PEKERJA BEBAS DI NON PERTANIAN/<br>CASUAL EMPLOYEE NOT IN AGRICULTURE   | -  | 2 516  | 4 939  | 260   | 29 477  | 4 280   | 6 069  | 88     | 6 728   | 54 357             |
| PEKERJA TAK DIBAYAR/<br>UNPAID WORKER   | 237 234                                  | 157    | 8 062  | -     | 85      | 46 158  | 369    | 44     | 1 761   | 293 870            |
| JUMLAH<br>TOTAL   | 842 866                                  | 14 171 | 73 844 | 3 171 | 130 746 | 282 455 | 72 815 | 24 763 | 353 716 | 1 798 547          |

CATATAN/NOTE:

\*) 1. PERTANIAN, PERKEBUNAN, KEHUTANAN, PERBURUAN, DAN PERIKANAN 2. PERTAMBANGAN DAN PENGGALIAN 3. INDUSTRI PENGOLAHAN 4. LISTRIK, GAS, DAN AIR MINUM 5. KONSTRUKSI 6. PERDAGANGAN, RUMAH MAKAN, DAN JASA AKOMODASI 7. TRANSPORTASI, PERGUDANGAN, DAN KOMUNIKASI 8. LEMBAGA KEUANGAN, REAL ESTATE, USAHA PERSEWAAN DAN JASA PERUSAHAAN 9. JASA KEMASYARAKATAN, SOSIAL, DAN PERORANGAN

TABEL  
TABLE 16.2

PENDUDUK ACEH BERUMUR 15 TAHUN KE ATAS YANG BEKERJA SELAMA SEMINGGU YANG LALU  
MENURUT STATUS PEKERJAAN UTAMA DAN LAPANGAN PEKERJAAN UTAMA  
ACEH POPULATION 15 YEARS OF AGE AND OVER WHO WORKED DURING THE PREVIOUS WEEK BY MAIN EMPLOYMENT STATUS AND MAIN INDUSTRY  
(AGUSTUS/AUGUST 2012)

| STATUS PEKERJAAN UTAMA/<br>MAIN EMPLOYMENT STATUS   | LAPANGAN PEKERJAAN UTAMA/MAIN INDUSTRY*) |       |        |       |        |         |        |        |         | JUMLAH<br>TOTAL**) |
|---|--|-------|--------|-------|--------|---------|--------|--------|---------|--------------------|
|   | 1  | 2     | 3      | 4     | 5      | 6       | 7      | 8      | 9       |                    |
|   | (1)                                      | (2)   | (3)    | (4)   | (5)    | (6)     | (7)    | (8)    | (9)     |                    |
| BERUSAHA SENDIRI/<br>OWN ACCOUNT WORKER   | 12 811                                   | 197   | 5 061  | -     | 2 012  | 46 581  | 16 344 | 1 423  | 15 202  | 99 631             |
| BERUSAHA DIBANTU BURUH TIDAK<br>TETAP/BURUH TIDAK DIBAYAR<br>EMPLOYER ASSISTED BY TEMPORARY<br>WORKER/UNPAID WORKER | 12 588                                   | 75    | 3 759  | -     | 735    | 23 696  | 321    | 415    | 844     | 42 433             |
| BERUSAHA DIBANTU BURUH<br>TETAP/BURUH DIBAYAR/<br>EMPLOYER ASSISTED BY PERMANENT<br>WORKER                          | 1 449                                    | -     | 2 033  | -     | 4 218  | 13 762  | 1 496  | 1 184  | 2 309   | 26 451             |
| BURUH/KARYAWAN/PEGAWAI/EMPLOYEE   | 28 411                                   | 1 912 | 8 788  | 2 710 | 23 319 | 28 237  | 10 594 | 13 916 | 141 822 | 259 709            |
| PEKERJA BEBAS DI PERTANIAN/<br>CASUAL EMPLOYEE IN AGRICULTURE   | 5 811                                    | -     | -      | -     | -      | -       | -      | -      | -       | 5 811              |
| PEKERJA BEBAS DI NON PERTANIAN/<br>CASUAL EMPLOYEE NOT IN AGRICULTURE   | -  | 1 002 | 715    | 143   | 5 923  | 1 661   | 1 206  | 88     | 3 283   | 14 021             |
| PEKERJA TAK DIBAYAR/<br>UNPAID WORKER   | 10 937                                   | 56    | 2 805  | -     | -      | 20 956  | 369    | 44     | 748     | 35 915             |
| JUMLAH<br>TOTAL   | 72 007                                   | 3 242 | 23 161 | 2 853 | 36 207 | 134 893 | 30 330 | 17 070 | 164 208 | 483 971            |

CATATAN/NOTE:

\*) 1. PERTANIAN, PERKEBUNAN, KEHUTANAN, PERBURUAN, DAN PERIKANAN 2. PERTAMBANGAN DAN PENGGALIAN 3. INDUSTRI PENGOLAHAN 4. LISTRIK, GAS, DAN AIR MINUM 5. KONSTRUKSI 6. PERDAGANGAN, RUMAH MAKAN, DAN JASA AKOMODASI 7. TRANSPORTASI, PERGUDANGAN, DAN KOMUNIKASI 8. LEMBAGA KEUANGAN, REAL ESTATE, USAHA PERSEWAAN DAN JASA PERUSAHAAN 9. JASA KEMASYARAKATAN, SOSIAL, DAN PERORANGAN

TABEL  
TABLE 16.3

PENDUDUK ACEH BERUMUR 15 TAHUN KE ATAS YANG BEKERJA SELAMA SEMINGGU YANG LALU  
MENURUT STATUS PEKERJAAN UTAMA DAN LAPANGAN PEKERJAAN UTAMA  
ACEH POPULATION 15 YEARS OF AGE AND OVER WHO WORKED DURING THE PREVIOUS WEEK BY MAIN EMPLOYMENT STATUS AND MAIN INDUSTRY  
(AGUSTUS/AUGUST 2012)

| STATUS PEKERJAAN UTAMA/<br>MAIN EMPLOYMENT STATUS   | LAPANGAN PEKERJAAN UTAMA/MAIN INDUSTRY*) |        |        |     |        |         |        |       |         | JUMLAH<br>TOTAL**) |
|---|--|--------|--------|-----|--------|---------|--------|-------|---------|--------------------|
|   | 1  | 2      | 3      | 4   | 5      | 6       | 7      | 8     | 9       |                    |
|   | (1)                                      | (2)    | (3)    | (4) | (5)    | (6)     | (7)    | (8)   | (9)     |                    |
| BERUSAHA SENDIRI/<br>OWN ACCOUNT WORKER   | 138 193                                  | 1 608  | 14 999 | -   | 2 329  | 61 451  | 18 701 | 317   | 16 450  | 254 048            |
| BERUSAHA DIBANTU BURUH TIDAK<br>TETAP/BURUH TIDAK DIBAYAR<br>EMPLOYER ASSISTED BY TEMPORARY<br>WORKER/UNPAID WORKER | 219 653                                  | 107    | 4 622  | -   | 1 352  | 26 712  | 1 127  | -     | 1 710   | 255 283            |
| BERUSAHA DIBANTU BURUH<br>TETAP/BURUH DIBAYAR/<br>EMPLOYER ASSISTED BY PERMANENT<br>WORKER                          | 28 271                                   | 892    | 5 624  | -   | 11 295 | 9 781   | 2 298  | 478   | 2 904   | 61 543             |
| BURUH/KARYAWAN/PEGAWAI/EMPLOYEE   | 88 773                                   | 6 707  | 15 957 | 201 | 55 924 | 21 797  | 15 496 | 6 898 | 163 986 | 375 739            |
| PEKERJA BEBAS DI PERTANIAN/<br>CASUAL EMPLOYEE IN AGRICULTURE   | 69 672                                   | -      | -      | -   | -      | -       | -      | -     | -       | 69 672             |
| PEKERJA BEBAS DI NON PERTANIAN/<br>CASUAL EMPLOYEE NOT IN AGRICULTURE   | -  | 1 514  | 4 224  | 117 | 23 554 | 2 619   | 4 863  | -     | 3 445   | 40 336             |
| PEKERJA TAK DIBAYAR/<br>UNPAID WORKER   | 226 297                                  | 101    | 5 257  | -   | 85     | 25 202  | -      | -     | 1 013   | 257 955            |
| JUMLAH<br>TOTAL   | 770 859                                  | 10 929 | 50 683 | 318 | 94 539 | 147 562 | 42 485 | 7 693 | 189 508 | 1 314 576          |

CATATAN/NOTE:

\*) 1. PERTANIAN, PERKEBUNAN, KEHUTANAN, PERBURUAN, DAN PERIKANAN 2. PERTAMBANGAN DAN PENGGALIAN 3. INDUSTRI PENGOLAHAN 4. LISTRIK, GAS, DAN AIR MINUM 5. KONSTRUKSI 6. PERDAGANGAN, RUMAH MAKAN, DAN JASA AKOMODASI 7. TRANSPORTASI, PERGUDANGAN, DAN KOMUNIKASI 8. LEMBAGA KEUANGAN, REAL ESTATE, USAHA PERSEWAAN DAN JASA PERUSAHAAN 9. JASA KEMASYARAKATAN, SOSIAL, DAN PERORANGAN

TABEL  
TABLE 16.4

PENDUDUK ACEH BERUMUR 15 TAHUN KE ATAS YANG BEKERJA SELAMA SEMINGGU YANG LALU  
MENURUT STATUS PEKERJAAN UTAMA DAN LAPANGAN PEKERJAAN UTAMA  
ACEH POPULATION 15 YEARS OF AGE AND OVER WHO WORKED DURING THE PREVIOUS WEEK BY MAIN EMPLOYMENT STATUS AND MAIN INDUSTRY  
(AGUSTUS/AUGUST 2012)

| STATUS PEKERJAAN UTAMA/<br>MAIN EMPLOYMENT STATUS   | LAPANGAN PEKERJAAN UTAMA/MAIN INDUSTRY*) |        |        |       |         |         |        |        |         | LAKI-LAKI /MALE    |
|---|--|--------|--------|-------|---------|---------|--------|--------|---------|--------------------|
|   | 1  | 2      | 3      | 4     | 5       | 6       | 7      | 8      | 9       | JUMLAH<br>TOTAL**) |
|   | (1)                                      | (2)    | (3)    | (4)   | (5)     | (6)     | (7)    | (8)    | (9)     | (11)               |
| BERUSAHA SENDIRI/<br>OWN ACCOUNT WORKER   | 122 095                                  | 1 805  | 8 855  | -     | 4 341   | 69 175  | 34 914 | 1 089  | 15 577  | 257 851            |
| BERUSAHA DIBANTU BURUH TIDAK<br>TETAP/BURUH TIDAK DIBAYAR<br>EMPLOYER ASSISTED BY TEMPORARY<br>WORKER/UNPAID WORKER | 188 251                                  | 182    | 3 990  | -     | 2 087   | 37 543  | 1 448  | 171    | 1 243   | 234 915            |
| BERUSAHA DIBANTU BURUH<br>TETAP/BURUH DIBAYAR/<br>EMPLOYER ASSISTED BY PERMANENT<br>WORKER                          | 20 990                                   | 892    | 7 364  | -     | 15 356  | 20 854  | 3 794  | 1 369  | 4 599   | 75 218             |
| BURUH/KARYAWAN/PEGAWAI/EMPLOYEE   | 96 598                                   | 8 433  | 17 158 | 2 810 | 78 933  | 37 041  | 25 656 | 14 023 | 152 004 | 432 656            |
| PEKERJA BEBAS DI PERTANIAN/<br>CASUAL EMPLOYEE IN AGRICULTURE   | 46 292                                   | -      | -      | -     | -       | -       | -      | -      | -       | 46 292             |
| PEKERJA BEBAS DI NON PERTANIAN/<br>CASUAL EMPLOYEE NOT IN AGRICULTURE   | -  | 2 460  | 1 541  | 260   | 29 118  | 2 922   | 6 069  | 88     | 1 936   | 44 394             |
| PEKERJA TAK DIBAYAR/<br>UNPAID WORKER   | 64 988                                   | 101    | 1 906  | -     | 85      | 7 164   | 258    | 44     | 880     | 75 426             |
| JUMLAH<br>TOTAL   | 539 214                                  | 13 873 | 40 814 | 3 070 | 129 920 | 174 699 | 72 139 | 16 784 | 176 239 | 1 166 752          |

CATATAN/NOTE:

\*) 1. PERTANIAN, PERKEBUNAN, KEHUTANAN, PERBURUAN, DAN PERIKANAN 2. PERTAMBANGAN DAN PENGGALIAN 3. INDUSTRI PENGOLAHAN 4. LISTRIK, GAS, DAN AIR MINUM 5. KONSTRUKSI 6. PERDAGANGAN, RUMAH MAKAN, DAN JASA AKOMODASI 7. TRANSPORTASI, PERGUDANGAN, DAN KOMUNIKASI 8. LEMBAGA KEUANGAN, REAL ESTATE, USAHA PERSEWAAN DAN JASA PERUSAHAAN 9. JASA KEMASYARAKATAN, SOSIAL, DAN PERORANGAN

TABEL  
TABLE 16.5

PENDUDUK ACEH BERUMUR 15 TAHUN KE ATAS YANG BEKERJA SELAMA SEMINGGU YANG LALU  
MENURUT STATUS PEKERJAAN UTAMA DAN LAPANGAN PEKERJAAN UTAMA  
ACEH POPULATION 15 YEARS OF AGE AND OVER WHO WORKED DURING THE PREVIOUS WEEK BY MAIN EMPLOYMENT STATUS AND MAIN INDUSTRY  
(AGUSTUS/AUGUST 2012)

| STATUS PEKERJAAN UTAMA/<br>MAIN EMPLOYMENT STATUS   | LAPANGAN PEKERJAAN UTAMA/MAIN INDUSTRY*) |     |        |     |     |         |     |       |         | PEREMPUAN/ FEMALE  |
|---|--|-----|--------|-----|-----|---------|-----|-------|---------|--------------------|
|   | 1  | 2   | 3      | 4   | 5   | 6       | 7   | 8     | 9       | JUMLAH<br>TOTAL**) |
|   | (1)                                      | (2) | (3)    | (4) | (5) | (6)     | (7) | (8)   | (9)     | (11)               |
| BERUSAHA SENDIRI/<br>OWN ACCOUNT WORKER   | 28 909                                   | -   | 11 205 | -   | -   | 38 857  | 131 | 651   | 16 075  | 95 828             |
| BERUSAHA DIBANTU BURUH TIDAK<br>TETAP/BURUH TIDAK DIBAYAR<br>EMPLOYER ASSISTED BY TEMPORARY<br>WORKER/UNPAID WORKER | 43 990                                   | -   | 4 391  | -   | -   | 12 865  | -   | 244   | 1 311   | 62 801             |
| BERUSAHA DIBANTU BURUH<br>TETAP/BURUH DIBAYAR/<br>EMPLOYER ASSISTED BY PERMANENT<br>WORKER                          | 8 730                                    | -   | 293    | -   | 157 | 2 689   | -   | 293   | 614     | 12 776             |
| BURUH/KARYAWAN/PEGAWAI/EMPLOYEE   | 20 586                                   | 186 | 7 587  | 101 | 310 | 12 993  | 434 | 6 791 | 153 804 | 202 792            |
| PEKERJA BEBAS DI PERTANIAN/<br>CASUAL EMPLOYEE IN AGRICULTURE   | 29 191                                   | -   | -      | -   | -   | -       | -   | -     | -       | 29 191             |
| PEKERJA BEBAS DI NON PERTANIAN/<br>CASUAL EMPLOYEE NOT IN AGRICULTURE   | -  | 56  | 3 398  | -   | 359 | 1 358   | -   | -     | 4 792   | 9 963              |
| PEKERJA TAK DIBAYAR/<br>UNPAID WORKER   | 172 246                                  | 56  | 6 156  | -   | -   | 38 994  | 111 | -     | 881     | 218 444            |
| JUMLAH<br>TOTAL   | 303 652                                  | 298 | 33 030 | 101 | 826 | 107 756 | 676 | 7 979 | 177 477 | 631 795            |

CATATAN/NOTE:

\*) 1. PERTANIAN, PERKEBUNAN, KEHUTANAN, PERBURUAN, DAN PERIKANAN 2. PERTAMBANGAN DAN PENGGALIAN 3. INDUSTRI PENGOLAHAN 4. LISTRIK, GAS, DAN AIR MINUM 5. KONSTRUKSI 6. PERDAGANGAN, RUMAH MAKAN, DAN JASA AKOMODASI 7. TRANSPORTASI, PERGUDANGAN, DAN KOMUNIKASI 8. LEMBAGA KEUANGAN, REAL ESTATE, USAHA PERSEWAAN DAN JASA PERUSAHAAN 9. JASA KEMASYARAKATAN, SOSIAL, DAN PERORANGAN



TABEL  
TABLE 17.1

PENDUDUK ACEH BERUMUR 15 TAHUN KE ATAS YANG BEKERJA SELAMA SEMINGGU YANG LALU  
MENURUT JENIS PEKERJAAN UTAMA DAN PENDIDIKAN TERTINGGI YANG DITAMATKAN  
ACEH POPULATION 15 YEARS OF AGE AND OVER WHO WORKED DURING THE PREVIOUS WEEK BY MAIN OCCUPATION AND EDUCATIONAL ATTAINMENT  
(AGUSTUS/AUGUST 2012)

PERKOTAAN+PERDESAAN /URBAN+RURAL

LAKI-LAKI+PEREMPUAN / MALE+FEMALE

| JENIS PEKERJAAN<br>UTAMA/<br>MAIN OCCUPATION *) | TIDAK/BLM<br>PERNAH SEKOLAH<br>NOT ATTENDING<br>SCHOOL | TIDAK/BLM TAMAT SD<br>DID NOT<br>COMPLETE/NOT YET<br>COMPLETED PRIMARY<br>SCHOOL | PENDIDIKAN TERTINGGI YANG DITAMATKAN/<br>EDUCATIONAL ATTAINMENT |                                  |                               |                        |  |   | JUMLAH<br>TOTAL |
|---|--|--|---|----------------------------------|-------------------------------|------------------------|--|---|-----------------|
|   |  |  | SEKOLAH<br>DASAR<br>PRIMARY<br>SCHOOL                           | S L T P<br>JUNIOR HIGH<br>SCHOOL | S L T A<br>SENIOR HIGH SCHOOL |                        | DIPLOMA<br>I/II/III<br>AKADEMI<br>DIPLOMA<br>I/II/III<br>ACADEMY | DIPLOMA<br>IV/UNIVERSITAS<br>DIPLOMA<br>IV/UNIVERSITY |                 |
|   |  |  |   |                                  | UMUM<br>GENERAL               | KEJURUAN<br>VOCATIONAL |  |   |                 |
| (1)   | (2)  | (3)  | (4)   | (5)                              | (6)                           | (7)                    | (8)  | (9)   | (10)            |
| 0/1   | -  | 449  | 1 468   | 1 711                            | 15 172                        | 8 623                  | 61 445   | 74 605  | 163 473         |
| 2   | -  | 448  | 1 314   | 1 778                            | 3 979                         | 949                    | 985  | 4 683   | 14 136          |
| 3   | 186  | -  | 898   | 2 045                            | 34 643                        | 6 936                  | 13 648   | 31 020  | 89 376          |
| 4   | 3 642  | 17 827   | 44 446  | 72 502                           | 103 411                       | 11 838                 | 6 832  | 8 948   | 269 446         |
| 5   | 1 627  | 4 833  | 17 085  | 16 633                           | 20 686                        | 4 671                  | 577  | 3 526   | 69 638          |
| 6   | 41 402   | 128 078  | 289 180   | 211 094                          | 139 577                       | 14 150                 | 4 012  | 4 910   | 832 403         |
| 7/8/9   | 4 390  | 28 731   | 82 199  | 98 348                           | 100 827                       | 20 750                 | 2 102  | 3 062   | 340 409         |
| X/00  | -  | -  | -   | 555                              | 13 169                        | 2 516                  | 124  | 3 302   | 19 666          |
| <b>JUMLAH<br/>TOTAL</b>                         | 51 247   | 180 366  | 436 590   | 404 666                          | 431 464                       | 70 433                 | 89 725   | 134 056   | 1 798 547       |

CATATAN/NOTE:

\*) 0/1. TENAGA PROFESIONAL, TEKNISI DAN YANG SEJENIS/PROFESSIONAL, TECHNICAL AND RELATED WORKERS 2. TENAGA KEPEMIMPINAN DAN KETATALAKSANAAN/ADMINISTRATIVE AND MANAGERIAL WORKERS 3. TENAGA TATA USAHA DAN YANG SEJENIS/CLERICAL AND RELATED WORKERS 4. TENAGA USAHA PENJUALAN/SALES WORKERS 5. TENAGA USAHA JASA/SERVICES WORKERS 6. TENAGA USAHA PERTANIAN, KEHUTANAN, PERBURUAN DAN PERIKANAN/AGRICULTURE, ANIMAL HUSBANDRY, FORESTRY WORKERS, FISHERMEN AND HUNTERS 7/8/9. TENAGA PRODUKSI, OPERATOR ALAT-ALAT ANGKUTAN DAN PEKERJA KASAR/PRODUCTION AND RELATED WORKERS, TRANSPORT EQUIPMENT OPERATORS AND LABORERS X/00. LAINNYA/OTHERS

TABEL  
TABLE 17.2

PENDUDUK ACEH BERUMUR 15 TAHUN KE ATAS YANG BEKERJA SELAMA SEMINGGU YANG LALU  
MENURUT JENIS PEKERJAAN UTAMA DAN PENDIDIKAN TERTINGGI YANG DITAMATKAN  
ACEH POPULATION 15 YEARS OF AGE AND OVER WHO WORKED DURING THE PREVIOUS WEEK BY MAIN OCCUPATION AND EDUCATIONAL ATTAINMENT  
(AGUSTUS/AUGUST 2012)

PERKOTAAN /URBAN

LAKI-LAKI+PEREMPUAN / MALE+FEMALE

| JENIS PEKERJAAN<br>UTAMA/<br>MAIN OCCUPATION *) | TIDAK/BLM<br>PERNAH SEKOLAH<br>NOT ATTENDING<br>SCHOOL | TIDAK/BLM TAMAT SD<br>DID NOT<br>COMPLETE/NOT YET<br>COMPLETED PRIMARY<br>SCHOOL | PENDIDIKAN TERTINGGI YANG DITAMATKAN/<br>EDUCATIONAL ATTAINMENT |                                  |                               |                        |  |   |                | JUMLAH<br>TOTAL |
|---|--|--|---|----------------------------------|-------------------------------|------------------------|--|---|----------------|-----------------|
|   |  |  | SEKOLAH<br>DASAR<br>PRIMARY<br>SCHOOL                           | S L T P<br>JUNIOR HIGH<br>SCHOOL | S L T A<br>SENIOR HIGH SCHOOL |                        | DIPLOMA<br>I/II/III<br>AKADEMI<br>DIPLOMA<br>I/II/III<br>ACADEMY | DIPLOMA<br>IV/UNIVERSITAS<br>DIPLOMA<br>IV/UNIVERSITY |                |                 |
|   |  |  |   |                                  | UMUM<br>GENERAL               | KEJURUAN<br>VOCATIONAL |  |   |                |                 |
| (1)   | (2)  | (3)  | (4)   | (5)                              | (6)                           | (7)                    | (8)  | (9)   | (10)           |                 |
| 0/1   | -  | 449  | 335   | 211                              | 5 529                         | 3 709                  | 21 830   | 33 093  | 65 156         |                 |
| 2   | -  | 169  | 518   | 835                              | 1 941                         | 786                    | 135  | 3 688   | 8 072          |                 |
| 3   | -  | -  | 497   | 558                              | 17 562                        | 3 991                  | 7 980  | 20 821  | 51 409         |                 |
| 4   | 367  | 7 664  | 15 844  | 30 480                           | 54 562                        | 8 441                  | 4 116  | 5 840   | 127 314        |                 |
| 5   | 866  | 2 747  | 9 438   | 7 592                            | 10 298                        | 3 115                  | 577  | 2 843   | 37 476         |                 |
| 6   | 1 223  | 7 792  | 20 326  | 19 603                           | 14 796                        | 2 372                  | 351  | 1 370   | 67 833         |                 |
| 7/8/9   | 637  | 8 632  | 20 994  | 26 798                           | 38 768                        | 13 665                 | 1 589  | 1 932   | 113 015        |                 |
| X/00  | -  | -  | -   | 279                              | 9 092                         | 1 886                  | 124  | 2 315   | 13 696         |                 |
| <b>JUMLAH<br/>TOTAL</b>                         | <b>3 093</b>   | <b>27 453</b>  | <b>67 952</b>   | <b>86 356</b>                    | <b>152 548</b>                | <b>37 965</b>          | <b>36 702</b>  | <b>71 902</b>   | <b>483 971</b> |                 |

CATATAN/NOTE:

\*) 0/1. TENAGA PROFESIONAL, TEKNISI DAN YANG SEJENIS/PROFESSIONAL, TECHNICAL AND RELATED WORKERS 2. TENAGA KEPEMIMPINAN DAN KETATALAKSANAAN/ADMINISTRATIVE AND MANAGERIAL WORKERS 3. TENAGA TATA USAHA DAN YANG SEJENIS/CLERICAL AND RELATED WORKERS 4. TENAGA USAHA PENJUALAN/SALES WORKERS 5. TENAGA USAHA JASA/SERVICES WORKERS 6. TENAGA USAHA PERTANIAN, KEHUTANAN, PERBURUAN DAN PERIKANAN/AGRICULTURE, ANIMAL HUSBANDRY, FORESTRY WORKERS, FISHERMEN AND HUNTERS 7/8/9. TENAGA PRODUKSI, OPERATOR ALAT-ALAT ANGKUTAN DAN PEKERJA KASAR/PRODUCTION AND RELATED WORKERS, TRANSPORT EQUIPMENT OPERATORS AND LABORERS X/00. LAINNYA/OTHERS

TABEL  
TABLE 17.3

PENDUDUK ACEH BERUMUR 15 TAHUN KE ATAS YANG BEKERJA SELAMA SEMINGGU YANG LALU  
MENURUT JENIS PEKERJAAN UTAMA DAN PENDIDIKAN TERTINGGI YANG DITAMATKAN  
ACEH POPULATION 15 YEARS OF AGE AND OVER WHO WORKED DURING THE PREVIOUS WEEK BY MAIN OCCUPATION AND EDUCATIONAL ATTAINMENT  
(AGUSTUS/AUGUST 2012)

PERDESAAN / RURAL

LAKI-LAKI+PEREMPUAN / MALE+FEMALE

| JENIS PEKERJAAN<br>UTAMA/<br>MAIN OCCUPATION *) | TIDAK/BLM<br>PERNAH SEKOLAH<br>NOT ATTENDING<br>SCHOOL | TIDAK/BLM TAMAT SD<br>DID NOT<br>COMPLETE/NOT YET<br>COMPLETED PRIMARY<br>SCHOOL | PENDIDIKAN TERTINGGI YANG DITAMATKAN/<br>EDUCATIONAL ATTAINMENT |                                  |                               |                        |  |   | JUMLAH<br>TOTAL  |
|---|--|--|---|----------------------------------|-------------------------------|------------------------|--|---|------------------|
|   |  |  | SEKOLAH<br>DASAR<br>PRIMARY<br>SCHOOL                           | S L T P<br>JUNIOR HIGH<br>SCHOOL | S L T A<br>SENIOR HIGH SCHOOL |                        | DIPLOMA<br>I/II/III<br>AKADEMI<br>DIPLOMA<br>I/II/III<br>ACADEMY | DIPLOMA<br>IV/UNIVERSITAS<br>DIPLOMA<br>IV/UNIVERSITY |                  |
|   |  |  |   |                                  | UMUM<br>GENERAL               | KEJURUAN<br>VOCATIONAL |  |   |                  |
| (1)   | (2)  | (3)  | (4)   | (5)                              | (6)                           | (7)                    | (8)  | (9)   | (10)             |
| 0/1   | -  | -  | 1 133   | 1 500                            | 9 643                         | 4 914                  | 39 615   | 41 512  | 98 317           |
| 2   | -  | 279  | 796   | 943                              | 2 038                         | 163                    | 850  | 995   | 6 064            |
| 3   | 186  | -  | 401   | 1 487                            | 17 081                        | 2 945                  | 5 668  | 10 199  | 37 967           |
| 4   | 3 275  | 10 163   | 28 602  | 42 022                           | 48 849                        | 3 397                  | 2 716  | 3 108   | 142 132          |
| 5   | 761  | 2 086  | 7 647   | 9 041                            | 10 388                        | 1 556                  | -  | 683   | 32 162           |
| 6   | 40 179   | 120 286  | 268 854   | 191 491                          | 124 781                       | 11 778                 | 3 661  | 3 540   | 764 570          |
| 7/8/9   | 3 753  | 20 099   | 61 205  | 71 550                           | 62 059                        | 7 085                  | 513  | 1 130   | 227 394          |
| X/00  | -  | -  | -   | 276                              | 4 077                         | 630                    | -  | 987   | 5 970            |
| <b>JUMLAH<br/>TOTAL</b>                         | <b>48 154</b>  | <b>152 913</b>   | <b>368 638</b>  | <b>318 310</b>                   | <b>278 916</b>                | <b>32 468</b>          | <b>53 023</b>  | <b>62 154</b>   | <b>1 314 576</b> |

CATATAN/NOTE:

\*) 0/1. TENAGA PROFESIONAL, TEKNISI DAN YANG SEJENIS/PROFESSIONAL, TECHNICAL AND RELATED WORKERS 2. TENAGA KEPEMIMPINAN DAN KETATALAKSANAAN/ADMINISTRATIVE AND MANAGERIAL WORKERS 3. TENAGA TATA USAHA DAN YANG SEJENIS/CLERICAL AND RELATED WORKERS 4. TENAGA USAHA PENJUALAN/SALES WORKERS 5. TENAGA USAHA JASA/SERVICES WORKERS 6. TENAGA USAHA PERTANIAN, KEHUTANAN, PERBURUAN DAN PERIKANAN/AGRICULTURE, ANIMAL HUSBANDRY, FORESTRY WORKERS, FISHERMEN AND HUNTERS 7/8/9. TENAGA PRODUKSI, OPERATOR ALAT-ALAT ANGKUTAN DAN PEKERJA KASAR/PRODUCTION AND RELATED WORKERS, TRANSPORT EQUIPMENT OPERATORS AND LABORERS X/00. LAINNYA/OTHERS

TABEL  
TABLE 17.4

PENDUDUK ACEH BERUMUR 15 TAHUN KE ATAS YANG BEKERJA SELAMA SEMINGGU YANG LALU  
MENURUT JENIS PEKERJAAN UTAMA DAN PENDIDIKAN TERTINGGI YANG DITAMATKAN  
ACEH POPULATION 15 YEARS OF AGE AND OVER WHO WORKED DURING THE PREVIOUS WEEK BY MAIN OCCUPATION AND EDUCATIONAL ATTAINMENT  
(AGUSTUS/AUGUST 2012)

PERKOTAAN+PERDESAAN /URBAN+RURAL

LAKI-LAKI / MALE

| JENIS PEKERJAAN<br>UTAMA/<br>MAIN OCCUPATION *) | TIDAK/BLM<br>PERNAH SEKOLAH<br>NOT ATTENDING<br>SCHOOL | TIDAK/BLM TAMAT SD<br>DID NOT<br>COMPLETE/NOT YET<br>COMPLETED PRIMARY<br>SCHOOL | PENDIDIKAN TERTINGGI YANG DITAMATKAN/<br>EDUCATIONAL ATTAINMENT |                                  |                               |                        |  |   | JUMLAH<br>TOTAL |
|---|--|--|---|----------------------------------|-------------------------------|------------------------|--|---|-----------------|
|   |  |  | SEKOLAH<br>DASAR<br>PRIMARY<br>SCHOOL                           | S L T P<br>JUNIOR HIGH<br>SCHOOL | S L T A<br>SENIOR HIGH SCHOOL |                        | DIPLOMA<br>I/II/III<br>AKADEMI<br>DIPLOMA<br>I/II/III<br>ACADEMY | DIPLOMA<br>IV/UNIVERSITAS<br>DIPLOMA<br>IV/UNIVERSITY |                 |
|   |  |  |   |                                  | UMUM<br>GENERAL               | KEJURUAN<br>VOCATIONAL |  |   |                 |
| (1)   | (2)  | (3)  | (4)   | (5)                              | (6)                           | (7)                    | (8)  | (9)   | (10)            |
| 0/1   | -  | -  | 1 412   | 1 454                            | 8 165                         | 3 969                  | 17 813   | 25 322  | 58 135          |
| 2   | -  | 419  | 1 314   | 1 480                            | 3 431                         | 699                    | 907  | 4 173   | 12 423          |
| 3   | 186  | -  | 763   | 1 962                            | 24 557                        | 4 968                  | 6 659  | 18 188  | 57 283          |
| 4   | 973  | 10 017   | 25 012  | 44 037                           | 69 867                        | 6 691                  | 2 981  | 7 208   | 166 786         |
| 5   | 173  | 1 570  | 5 532   | 6 295                            | 15 902                        | 3 739                  | 277  | 2 407   | 35 895          |
| 6   | 17 431   | 74 603   | 180 115   | 143 708                          | 97 046                        | 10 172                 | 3 413  | 3 535   | 530 023         |
| 7/8/9   | 3 284  | 22 401   | 68 937  | 83 058                           | 89 737                        | 16 758                 | 1 387  | 2 138   | 287 700         |
| X/00  | -  | -  | -   | 555                              | 12 781                        | 1 937                  | 124  | 3 110   | 18 507          |
| <b>JUMLAH<br/>TOTAL</b>                         | 22 047   | 109 010  | 283 085   | 282 549                          | 321 486                       | 48 933                 | 33 561   | 66 081  | 1 166 752       |

CATATAN/NOTE:

\*) 0/1. TENAGA PROFESIONAL, TEKNISI DAN YANG SEJENIS/PROFESSIONAL, TECHNICAL AND RELATED WORKERS 2. TENAGA KEPEMIMPINAN DAN KETATALAKSANAAN/ADMINISTRATIVE AND MANAGERIAL WORKERS 3. TENAGA TATA USAHA DAN YANG SEJENIS/CLERICAL AND RELATED WORKERS 4. TENAGA USAHA PENJUALAN/SALES WORKERS 5. TENAGA USAHA JASA/SERVICES WORKERS 6. TENAGA USAHA PERTANIAN, KEHUTANAN, PERBURUAN DAN PERIKANAN/AGRICULTURE, ANIMAL HUSBANDRY, FORESTRY WORKERS, FISHERMEN AND HUNTERS 7/8/9. TENAGA PRODUKSI, OPERATOR ALAT-ALAT ANGKUTAN DAN PEKERJA KASAR/PRODUCTION AND RELATED WORKERS, TRANSPORT EQUIPMENT OPERATORS AND LABORERS X/00. LAINNYA/OTHERS

TABEL  
TABLE 17.5

PENDUDUK ACEH BERUMUR 15 TAHUN KE ATAS YANG BEKERJA SELAMA SEMINGGU YANG LALU  
MENURUT JENIS PEKERJAAN UTAMA DAN PENDIDIKAN TERTINGGI YANG DITAMATKAN  
ACEH POPULATION 15 YEARS OF AGE AND OVER WHO WORKED DURING THE PREVIOUS WEEK BY MAIN OCCUPATION AND EDUCATIONAL ATTAINMENT  
(AGUSTUS/AUGUST 2012)

PERKOTAAN+PERDESAAN /URBAN+RURAL

PEREMPUAN / FEMALE

| JENIS PEKERJAAN<br>UTAMA/<br>MAIN OCCUPATION *) | TIDAK/BLM<br>PERNAH SEKOLAH<br>NOT ATTENDING<br>SCHOOL | TIDAK/BLM TAMAT SD<br>DID NOT<br>COMPLETE/NOT YET<br>COMPLETED PRIMARY<br>SCHOOL | PENDIDIKAN TERTINGGI YANG DITAMATKAN/<br>EDUCATIONAL ATTAINMENT |                                  |                               |                        |  |   |                | JUMLAH<br>TOTAL |
|---|--|--|---|----------------------------------|-------------------------------|------------------------|--|---|----------------|-----------------|
|   |  |  | SEKOLAH<br>DASAR<br>PRIMARY<br>SCHOOL                           | S L T P<br>JUNIOR HIGH<br>SCHOOL | S L T A<br>SENIOR HIGH SCHOOL |                        | DIPLOMA<br>I/II/III<br>AKADEMI<br>DIPLOMA<br>I/II/III<br>ACADEMY | DIPLOMA<br>IV/UNIVERSITAS<br>DIPLOMA<br>IV/UNIVERSITY |                |                 |
|   |  |  |   |                                  | UMUM<br>GENERAL               | KEJURUAN<br>VOCATIONAL |  |   |                |                 |
| (1)   | (2)  | (3)  | (4)   | (5)                              | (6)                           | (7)                    | (8)  | (9)   | (10)           |                 |
| 0/1   | -  | 449  | 56  | 257                              | 7 007                         | 4 654                  | 43 632   | 49 283  | 105 338        |                 |
| 2   | -  | 29   | -   | 298                              | 548                           | 250                    | 78   | 510   | 1 713          |                 |
| 3   | -  | -  | 135   | 83                               | 10 086                        | 1 968                  | 6 989  | 12 832  | 32 093         |                 |
| 4   | 2 669  | 7 810  | 19 434  | 28 465                           | 33 544                        | 5 147                  | 3 851  | 1 740   | 102 660        |                 |
| 5   | 1 454  | 3 263  | 11 553  | 10 338                           | 4 784                         | 932                    | 300  | 1 119   | 33 743         |                 |
| 6   | 23 971   | 53 475   | 109 065   | 67 386                           | 42 531                        | 3 978                  | 599  | 1 375   | 302 380        |                 |
| 7/8/9   | 1 106  | 6 330  | 13 262  | 15 290                           | 11 090                        | 3 992                  | 715  | 924   | 52 709         |                 |
| X/00  | -  | -  | -   | -                                | 388                           | 579                    | -  | 192   | 1 159          |                 |
| <b>JUMLAH<br/>TOTAL</b>                         | <b>29 200</b>  | <b>71 356</b>  | <b>153 505</b>  | <b>122 117</b>                   | <b>109 978</b>                | <b>21 500</b>          | <b>56 164</b>  | <b>67 975</b>   | <b>631 795</b> |                 |

CATATAN/NOTE:

\*) 0/1. TENAGA PROFESIONAL, TEKNISI DAN YANG SEJENIS/PROFESSIONAL, TECHNICAL AND RELATED WORKERS 2. TENAGA KEPEMIMPINAN DAN KETATALAKSANAAN/ADMINISTRATIVE AND MANAGERIAL WORKERS 3. TENAGA TATA USAHA DAN YANG SEJENIS/CLERICAL AND RELATED WORKERS 4. TENAGA USAHA PENJUALAN/SALES WORKERS 5. TENAGA USAHA JASA/SERVICES WORKERS 6. TENAGA USAHA PERTANIAN, KEHUTANAN, PERBURUAN DAN PERIKANAN/AGRICULTURE, ANIMAL HUSBANDRY, FORESTRY WORKERS, FISHERMEN AND HUNTERS 7/8/9. TENAGA PRODUKSI, OPERATOR ALAT-ALAT ANGKUTAN DAN PEKERJA KASAR/PRODUCTION AND RELATED WORKERS, TRANSPORT EQUIPMENT OPERATORS AND LABORERS X/00. LAINNYA/OTHERS

TABEL  
TABLE 18.1

PENDUDUK ACEH BERUMUR 15 TAHUN KE ATAS YANG BEKERJA SELAMA SEMINGGU YANG LALU  
MENURUT JENIS PEKERJAAN UTAMA DAN PENDIDIKAN TERTINGGI YANG DITAMATKAN  
ACEH POPULATION 15 YEARS OF AGE AND OVER WHO WORKED DURING THE PREVIOUS WEEK BY MAIN OCCUPATION AND EDUCATIONAL ATTAINMENT  
(AGUSTUS/AUGUST 2012)

| PERKOTAAN+PERDESAAN /URBAN+RURAL              |   | LAKI-LAKI+PEREMPUAN / MALE+FEMALE |        |         |        |         |          |                 |           |
|---|---|-----------------------------------|--------|---------|--------|---------|----------|-----------------|-----------|
| LAPANGAN PEKERJAAN UTAMA/<br>MAIN INDUSTRY *) | JENIS PEKERJAAN UTAMA/MAIN OCCUPATION **) |                                   |        |         |        |         |          | JUMLAH<br>TOTAL |           |
|   | 0/1                                       | 2                                 | 3      | 4       | 5      | 6       | 7/8/2009 | X/00            |           |
| (1)   | (2)                                       | (3)                               | (4)    | (5)     | (6)    | (7)     | (8)      | (9)             | (10)      |
| 1   | 305                                       | 250                               | 1 412  | 723     | 1 553  | 832 403 | 6 220    | -               | 842 866   |
| 2   | 628                                       | -                                 | 57     | -       | 31     | -       | 13 455   | -               | 14 171    |
| 3   | 363                                       | 1 013                             | 1 323  | 5 088   | 743    | -       | 65 314   | -               | 73 844    |
| 4   | 598                                       | -                                 | 1 088  | 41      | 88     | -       | 1 356    | -               | 3 171     |
| 5   | 1 875                                     | 3 045                             | 507    | 273     | 1 155  | -       | 123 891  | -               | 130 746   |
| 6   | 888                                       | 1 459                             | 2 125  | 258 220 | 9 758  | -       | 10 005   | -               | 282 455   |
| 7   | 646                                       | 140                               | 3 117  | 941     | 4 317  | -       | 63 654   | -               | 72 815    |
| 8   | 3 423                                     | 548                               | 10 004 | 1 878   | 3 423  | -       | 5 487    | -               | 24 763    |
| 9   | 154 747                                   | 7 681                             | 69 743 | 2 282   | 48 570 | -       | 51 027   | 19 666          | 353 716   |
| JUMLAH<br>TOTAL                               | 163 473                                   | 14 136                            | 89 376 | 269 446 | 69 638 | 832 403 | 340 409  | 19 666          | 1 798 547 |

CATATAN/NOTE:

\*) 1. PERTANIAN, PERKEBUNAN, KEHUTANAN, PERBURUAN, DAN PERIKANAN 2. PERTAMBANGAN DAN PENGGALIAN 3. INDUSTRI PENGOLAHAN 4. LISTRIK, GAS, DAN AIR MINUM 5. KONSTRUKSI 6. PERDAGANGAN, RUMAH MAKAN, DAN JASA AKOMODASI 7. TRANSPORTASI, PERGUDANGAN, DAN KOMUNIKASI 8. LEMBAGA KEUANGAN, REAL ESTATE, USAHA PERSEWAAN DAN JASA PERUSAHAAN 9. JASA KEMASYARAKATAN, SOSIAL, DAN PERORANGAN

\*\*) 0/1. TENAGA PROFESIONAL, TEKNISI DAN YANG SEJENIS/PROFESSIONAL, TECHNICAL AND RELATED WORKERS 2. TENAGA KEPEMIMPINAN DAN KETATALAKSANAAN/ADMINISTRATIVE AND MANAGERIAL WORKERS 3. TENAGA TATA USAHA DAN YANG SEJENIS/CLERICAL AND RELATED WORKERS 4. TENAGA USAHA PENJUALAN/SALES WORKERS 5. TENAGA USAHA JASA/SERVICES WORKERS 6. TENAGA USAHA PERTANIAN, KEHUTANAN, PERBURUAN DAN PERIKANAN/AGRICULTURAL, ANIMAL HUSBANDRY, FORESTRY WORKERS, FISHERMEN AND HUNTERS 7/8/9. TENAGA PRODUKSI, OPERATOR ALAT-ALAT ANGKUTAN DAN PEKERJA KASAR/PRODUCTION AND RELATED WORKERS, TRANSPORT EQUIPMENT OPERATORS AND LABORERS X/00. LAINNYA/OTHERS

**TABEL**  
**TABLE** 18.2

PENDUDUK ACEH BERUMUR 15 TAHUN KE ATAS YANG BEKERJA SELAMA SEMINGGU YANG LALU  
MENURUT JENIS PEKERJAAN UTAMA DAN PENDIDIKAN TERTINGGI YANG DITAMATKAN  
ACEH POPULATION 15 YEARS OF AGE AND OVER WHO WORKED DURING THE PREVIOUS WEEK BY MAIN OCCUPATION AND EDUCATIONAL ATTAINMENT  
(AGUSTUS/AUGUST 2012)

|   |   | LAKI-LAKI+PEREMPUAN / MALE+FEMALE |               |                |               |               |                |                 |                |  |
|---|---|-----------------------------------|---------------|----------------|---------------|---------------|----------------|-----------------|----------------|--|
| LAPANGAN PEKERJAAN UTAMA/<br>MAIN INDUSTRY *) | JENIS PEKERJAAN UTAMA/MAIN OCCUPATION **) |                                   |               |                |               |               |                | JUMLAH<br>TOTAL |                |  |
|   | 0/1                                       | 2                                 | 3             | 4              | 5             | 6             | 7/8/2009       | X/00            |                |  |
| (1)   | (2)                                       | (3)                               | (4)           | (5)            | (6)           | (7)           | (8)            | (9)             | (10)           |  |
| 1   | 159                                       | 250                               | 688           | 554            | 650           | 67 833        | 1 873          | -               | 72 007         |  |
| 2   | 628                                       | -                                 | -             | -              | 31            | -             | 2 583          | -               | 3 242          |  |
| 3   | 137                                       | 615                               | 1 235         | 2 200          | 437           | -             | 18 537         | -               | 23 161         |  |
| 4   | 598                                       | -                                 | 1 031         | 41             | 88            | -             | 1 095          | -               | 2 853          |  |
| 5   | 673                                       | 2 331                             | -             | 135            | 965           | -             | 32 103         | -               | 36 207         |  |
| 6   | 888                                       | 701                               | 1 422         | 121 367        | 4 646         | -             | 5 869          | -               | 134 893        |  |
| 7   | 284                                       | 140                               | 1 308         | 617            | 2 342         | -             | 25 639         | -               | 30 330         |  |
| 8   | 2 261                                     | 548                               | 8 876         | 1 406          | 1 594         | -             | 2 385          | -               | 17 070         |  |
| 9   | 59 528                                    | 3 487                             | 36 849        | 994            | 26 723        | -             | 22 931         | 13 696          | 164 208        |  |
| <b>JUMLAH<br/>TOTAL</b>                       | <b>65 156</b>                             | <b>8 072</b>                      | <b>51 409</b> | <b>127 314</b> | <b>37 476</b> | <b>67 833</b> | <b>113 015</b> | <b>13 696</b>   | <b>483 971</b> |  |

CATATAN/NOTE:

\*) 1. PERTANIAN, PERKEBUNAN, KEHUTANAN, PERBURUAN, DAN PERIKANAN 2. PERTAMBANGAN DAN PENGGALIAN 3. INDUSTRI PENGOLAHAN 4. LISTRIK, GAS, DAN AIR MINUM 5. KONSTRUKSI 6. PERDAGANGAN, RUMAH MAKAN, DAN JASA AKOMODASI 7. TRANSPORTASI, PERGUDANGAN, DAN KOMUNIKASI 8. LEMBAGA KEUANGAN, REAL ESTATE, USAHA PERSEWAAN DAN JASA PERUSAHAAN 9. JASA KEMASYARAKATAN, SOSIAL, DAN PERORANGAN

\*\*\*) 0/1. TENAGA PROFESIONAL, TEKNISI DAN YANG SEJENIS/PROFESSIONAL, TECHNICAL AND RELATED WORKERS 2. TENAGA KEPEMIMPINAN DAN KETATALAKSANAAN/ADMINISTRATIVE AND MANAGERIAL WORKERS 3. TENAGA TATA USAHA DAN YANG SEJENIS/CLERICAL AND RELATED WORKERS 4. TENAGA USAHA PENJUALAN/SALES WORKERS 5. TENAGA USAHA JASA/SERVICES WORKERS 6. TENAGA USAHA PERTANIAN, KEHUTANAN, PERBURUAN DAN PERIKANAN/AGRICULTURAL, ANIMAL HUSBANDRY, FORESTRY WORKERS, FISHERMEN AND HUNTERS 7/8/9. TENAGA PRODUKSI, OPERATOR ALAT-ALAT ANGKUTAN DAN PEKERJA KASAR/PRODUCTION AND RELATED WORKERS, TRANSPORT EQUIPMENT OPERATORS AND LABORERS X/00. LAINNYA/OTHERS

**TABEL**  
**TABLE** 18.3

PENDUDUK ACEH BERUMUR 15 TAHUN KE ATAS YANG BEKERJA SELAMA SEMINGGU YANG LALU  
MENURUT JENIS PEKERJAAN UTAMA DAN PENDIDIKAN TERTINGGI YANG DITAMATKAN  
ACEH POPULATION 15 YEARS OF AGE AND OVER WHO WORKED DURING THE PREVIOUS WEEK BY MAIN OCCUPATION AND EDUCATIONAL ATTAINMENT  
(AGUSTUS/AUGUST 2012)

| PERDESAAN / RURAL                             |   | LAKI-LAKI+PEREMPUAN / MALE+FEMALE |        |         |        |         |          |                 |           |
|---|---|-----------------------------------|--------|---------|--------|---------|----------|-----------------|-----------|
| LAPANGAN PEKERJAAN UTAMA/<br>MAIN INDUSTRY *) | JENIS PEKERJAAN UTAMA/MAIN OCCUPATION **) |                                   |        |         |        |         |          | JUMLAH<br>TOTAL |           |
|   | 0/1                                       | 2                                 | 3      | 4       | 5      | 6       | 7/8/2009 | X/00            | (10)      |
| (1)   | (2)                                       | (3)                               | (4)    | (5)     | (6)    | (7)     | (8)      | (9)             | (10)      |
| 1   | 146                                       | -                                 | 724    | 169     | 903    | 764 570 | 4 347    | -               | 770 859   |
| 2   | -   | -                                 | 57     | -       | -      | -       | 10 872   | -               | 10 929    |
| 3   | 226                                       | 398                               | 88     | 2 888   | 306    | -       | 46 777   | -               | 50 683    |
| 4   | -   | -                                 | 57     | -       | -      | -       | 261      | -               | 318       |
| 5   | 1 202                                     | 714                               | 507    | 138     | 190    | -       | 91 788   | -               | 94 539    |
| 6   | -   | 758                               | 703    | 136 853 | 5 112  | -       | 4 136    | -               | 147 562   |
| 7   | 362                                       | -                                 | 1 809  | 324     | 1 975  | -       | 38 015   | -               | 42 485    |
| 8   | 1 162                                     | -                                 | 1 128  | 472     | 1 829  | -       | 3 102    | -               | 7 693     |
| 9   | 95 219                                    | 4 194                             | 32 894 | 1 288   | 21 847 | -       | 28 096   | 5 970           | 189 508   |
| <b>JUMLAH<br/>TOTAL</b>                       | 98 317                                    | 6 064                             | 37 967 | 142 132 | 32 162 | 764 570 | 227 394  | 5 970           | 1 314 576 |

**CATATAN/NOTE:**

\*) 1. PERTANIAN, PERKEBUNAN, KEHUTANAN, PERBURUAN, DAN PERIKANAN 2. PERTAMBANGAN DAN PENGGALIAN 3. INDUSTRI PENGOLAHAN 4. LISTRIK, GAS, DAN AIR MINUM 5. KONSTRUKSI 6. PERDAGANGAN, RUMAH MAKAN, DAN JASA AKOMODASI 7. TRANSPORTASI, PERGUDANGAN, DAN KOMUNIKASI 8. LEMBAGA KEUANGAN, REAL ESTATE, USAHA PERSEWAAN DAN JASA PERUSAHAAN 9. JASA KEMASYARAKATAN, SOSIAL, DAN PERORANGAN

\*\*) 0/1. TENAGA PROFESIONAL, TEKNISI DAN YANG SEJENIS/PROFESSIONAL, TECHNICAL AND RELATED WORKERS 2. TENAGA KEPEMIMPINAN DAN KETATALAKSANAAN/ADMINISTRATIVE AND MANAGERIAL WORKERS 3. TENAGA TATA USAHA DAN YANG SEJENIS/CLERICAL AND RELATED WORKERS 4. TENAGA USAHA PENJUALAN/SALES WORKERS 5. TENAGA USAHA JASA/SERVICES WORKERS 6. TENAGA USAHA PERTANIAN, KEHUTANAN, PERBURUAN DAN PERIKANAN/AGRICULTURAL, ANIMAL HUSBANDRY, FORESTRY WORKERS, FISHERMEN AND HUNTERS 7/8/9. TENAGA PRODUKSI, OPERATOR ALAT-ALAT ANGKUTAN DAN PEKERJA KASAR/PRODUCTION AND RELATED WORKERS, TRANSPORT EQUIPMENT OPERATORS AND LABORERS X/00. LAINNYA/OTHERS



**TABEL**  
**TABLE** 18.4

PENDUDUK ACEH BERUMUR 15 TAHUN KE ATAS YANG BEKERJA SELAMA SEMINGGU YANG LALU  
MENURUT JENIS PEKERJAAN UTAMA DAN PENDIDIKAN TERTINGGI YANG DITAMATKAN  
ACEH POPULATION 15 YEARS OF AGE AND OVER WHO WORKED DURING THE PREVIOUS WEEK BY MAIN OCCUPATION AND EDUCATIONAL ATTAINMENT  
(AGUSTUS/AUGUST 2012)

| PERKOTAAN+PERDESAAN /URBAN+RURAL              |   |               |               |                |               |                |                |               | LAKI-LAKI / MALE |
|---|---|---------------|---------------|----------------|---------------|----------------|----------------|---------------|------------------|
| LAPANGAN PEKERJAAN UTAMA/<br>MAIN INDUSTRY *) | JENIS PEKERJAAN UTAMA/MAIN OCCUPATION **) |               |               |                |               |                |                |               | JUMLAH<br>TOTAL  |
|   | 0/1                                       | 2             | 3             | 4              | 5             | 6              | 7/8/2009       | X/00          |                  |
| (1)   | (2)                                       | (3)           | (4)           | (5)            | (6)           | (7)            | (8)            | (9)           | (10)             |
| 1   | 305                                       | 250           | 1 150         | 554            | 1 409         | 530 023        | 5 523          | -             | 539 214          |
| 2   | 628                                       | -             | 57            | -              | 31            | -              | 13 157         | -             | 13 873           |
| 3   | 309                                       | 889           | 1 120         | 3 234          | 518           | -              | 34 744         | -             | 40 814           |
| 4   | 598                                       | -             | 987           | 41             | 88            | -              | 1 356          | -             | 3 070            |
| 5   | 1 875                                     | 3 045         | 507           | 273            | 1 155         | -              | 123 065        | -             | 129 920          |
| 6   | 435                                       | 1 316         | 679           | 159 844        | 6 687         | -              | 5 738          | -             | 174 699          |
| 7   | 646                                       | 140           | 2 761         | 830            | 4 108         | -              | 63 654         | -             | 72 139           |
| 8   | 2 092                                     | 204           | 5 405         | 1 252          | 3 130         | -              | 4 701          | -             | 16 784           |
| 9   | 51 247                                    | 6 579         | 44 617        | 758            | 18 769        | -              | 35 762         | 18 507        | 176 239          |
| <b>JUMLAH<br/>TOTAL</b>                       | <b>58 135</b>                             | <b>12 423</b> | <b>57 283</b> | <b>166 786</b> | <b>35 895</b> | <b>530 023</b> | <b>287 700</b> | <b>18 507</b> | <b>1 166 752</b> |

CATATAN/NOTE:

\*) 1. PERTANIAN, PERKEBUNAN, KEHUTANAN, PERBURUAN, DAN PERIKANAN 2. PERTAMBANGAN DAN PENGGALIAN 3. INDUSTRI PENGOLAHAN 4. LISTRIK, GAS, DAN AIR MINUM 5. KONSTRUKSI 6. PERDAGANGAN, RUMAH MAKAN, DAN JASA AKOMODASI 7. TRANSPORTASI, PERGUDANGAN, DAN KOMUNIKASI 8. LEMBAGA KEUANGAN, REAL ESTATE, USAHA PERSEWAAN DAN JASA PERUSAHAAN 9. JASA KEMASYARAKATAN, SOSIAL, DAN PERORANGAN

\*\*\*) 0/1. TENAGA PROFESIONAL, TEKNISI DAN YANG SEJENIS/PROFESSIONAL, TECHNICAL AND RELATED WORKERS 2. TENAGA KEPEMIMPINAN DAN KETATALAKSANAAN/ADMINISTRATIVE AND MANAGERIAL WORKERS 3. TENAGA TATA USAHA DAN YANG SEJENIS/CLERICAL AND RELATED WORKERS 4. TENAGA USAHA PENJUALAN/SALES WORKERS 5. TENAGA USAHA JASA/SERVICES WORKERS 6. TENAGA USAHA PERTANIAN, KEHUTANAN, PERBURUAN DAN PERIKANAN/AGRICULTURAL, ANIMAL HUSBANDRY, FORESTRY WORKERS, FISHERMEN AND HUNTERS 7/8/9. TENAGA PRODUKSI, OPERATOR ALAT-ALAT ANGKUTAN DAN PEKERJA KASAR/PRODUCTION AND RELATED WORKERS, TRANSPORT EQUIPMENT OPERATORS AND LABORERS X/00. LAINNYA/OTHERS

TABEL  
TABLE 18.5

PENDUDUK ACEH BERUMUR 15 TAHUN KE ATAS YANG BEKERJA SELAMA SEMINGGU YANG LALU  
MENURUT JENIS PEKERJAAN UTAMA DAN PENDIDIKAN TERTINGGI YANG DITAMATKAN  
ACEH POPULATION 15 YEARS OF AGE AND OVER WHO WORKED DURING THE PREVIOUS WEEK BY MAIN OCCUPATION AND EDUCATIONAL ATTAINMENT  
(AGUSTUS/AUGUST 2012)

| PERKOTAAN+PERDESAAN /URBAN+RURAL              |   |       |        |         |        |         |          | PEREMPUAN / FEMALE |         |
|---|---|-------|--------|---------|--------|---------|----------|--------------------|---------|
| LAPANGAN PEKERJAAN UTAMA/<br>MAIN INDUSTRY *) | JENIS PEKERJAAN UTAMA/MAIN OCCUPATION **) |       |        |         |        |         |          | JUMLAH<br>TOTAL    |         |
|   | 0/1                                       | 2     | 3      | 4       | 5      | 6       | 7/8/2009 |                    | X/00    |
| (1)   | (2)                                       | (3)   | (4)    | (5)     | (6)    | (7)     | (8)      | (9)                | (10)    |
| 1   | -   | -     | 262    | 169     | 144    | 302 380 | 697      | -                  | 303 652 |
| 2   | -   | -     | -      | -       | -      | -       | 298      | -                  | 298     |
| 3   | 54  | 124   | 203    | 1 854   | 225    | -       | 30 570   | -                  | 33 030  |
| 4   | -   | -     | 101    | -       | -      | -       | -        | -                  | 101     |
| 5   | -   | -     | -      | -       | -      | -       | 826      | -                  | 826     |
| 6   | 453                                       | 143   | 1 446  | 98 376  | 3 071  | -       | 4 267    | -                  | 107 756 |
| 7   | -   | -     | 356    | 111     | 209    | -       | -        | -                  | 676     |
| 8   | 1 331                                     | 344   | 4 599  | 626     | 293    | -       | 786      | -                  | 7 979   |
| 9   | 103 500                                   | 1 102 | 25 126 | 1 524   | 29 801 | -       | 15 265   | 1 159              | 177 477 |
| JUMLAH<br>TOTAL                               | 105 338                                   | 1 713 | 32 093 | 102 660 | 33 743 | 302 380 | 52 709   | 1 159              | 631 795 |

CATATAN/NOTE:

\*) 1. PERTANIAN, PERKEBUNAN, KEHUTANAN, PERBURUAN, DAN PERIKANAN 2. PERTAMBANGAN DAN PENGGALIAN 3. INDUSTRI PENGOLAHAN 4. LISTRIK, GAS, DAN AIR MINUM 5. KONSTRUKSI 6. PERDAGANGAN, RUMAH MAKAN, DAN JASA AKOMODASI 7. TRANSPORTASI, PERGUDANGAN, DAN KOMUNIKASI 8. LEMBAGA KEUANGAN, REAL ESTATE, USAHA PERSEWAAN DAN JASA PERUSAHAAN 9. JASA KEMASYARAKATAN, SOSIAL, DAN PERORANGAN

\*\*) 0/1. TENAGA PROFESIONAL, TEKNISI DAN YANG SEJENIS/PROFESSIONAL, TECHNICAL AND RELATED WORKERS 2. TENAGA KEPEMIMPINAN DAN KETATALAKSANAAN/ADMINISTRATIVE AND MANAGERIAL WORKERS 3. TENAGA TATA USAHA DAN YANG SEJENIS/CLERICAL AND RELATED WORKERS 4. TENAGA USAHA PENJUALAN/SALES WORKERS 5. TENAGA USAHA JASA/SERVICES WORKERS 6. TENAGA USAHA PERTANIAN, KEHUTANAN, PERBURUAN DAN PERIKANAN/AGRICULTURAL, ANIMAL HUSBANDRY, FORESTRY WORKERS, FISHERMEN AND HUNTERS 7/8/9. TENAGA PRODUKSI, OPERATOR ALAT-ALAT ANGKUTAN DAN PEKERJA KASAR/PRODUCTION AND RELATED WORKERS, TRANSPORT EQUIPMENT OPERATORS AND LABORERS X/00. LAINNYA/OTHERS

TABEL  
TABLE 19.1

PENDUDUK ACEH BERUMUR 15 TAHUN KE ATAS YANG BEKERJA SELAMA SEMINGGU YANG LALU  
MENURUT STATUS PEKERJAAN UTAMA DAN JENIS PEKERJAAN UTAMA  
ACEH POPULATION 15 YEARS OF AGE AND OVER WHO WORKED DURING THE PREVIOUS WEEK  
BY MAIN EMPLOYMENT STATUS AND MAIN OCCUPATION  
(AGUSTUS/AUGUST 2012)

| TATUS PEKERJAAN UTAMA/<br>MAIN EMPLOYMENT STATUS  | JENIS PEKERJAAN UTAMA/MAIN OCCUPATION **) |               |               |                |               |                |                |               | JUMLAH<br>TOTAL**) |
|---|---|---------------|---------------|----------------|---------------|----------------|----------------|---------------|--------------------|
|   | 0/1                                       | 2             | 3             | 4              | 5             | 6              | 7/8/2009       | X/00          |                    |
|   | (1)                                       | (2)           | (3)           | (4)            | (5)           | (6)            | (7)            | (8)           |                    |
| BERUSAHA SENDIRI/<br>OWN ACCOUNT WORKER   | 3 481                                     | 138           | 185           | 103 459        | 15 125        | 150 283        | 81 008         | -             | 353 679            |
| BERUSAHA DIBANTU BURUH TIDAK<br>TETAP/BURUH TIDAK DIBAYAR<br>EMPLOYER ASSISTED BY TEMPORARY<br>WORKER/UNPAID WORKER | 391                                       | 887           | 62            | 49 359         | 2 986         | 231 883        | 12 148         | -             | 297 716            |
| BERUSAHA DIBANTU BURUH TETAP/BURUH<br>DIBAYAR/<br>EMPLOYER ASSISTED BY PERMANENT WORKER                             | 900                                       | 4 084         | -             | 22 378         | 2 694         | 29 369         | 28 569         | -             | 87 994             |
| BURUH/KARYAWAN/PEGAWAI/EMPLOYEE   | 158 565                                   | 9 027         | 88 288        | 45 113         | 42 292        | 109 522        | 162 975        | 19 666        | 635 448            |
| PEKERJA BEBAS DI PERTANIAN/<br>CASUAL EMPLOYEE IN AGRICULTURE   | -   | -             | -             | -              | 188           | 74 596         | 699            | -             | 75 483             |
| PEKERJA BEBAS DI NON PERTANIAN/<br>CASUAL EMPLOYEE NOT IN AGRICULTURE   | 82  | -             | 706           | 4 210          | 5 339         | -              | 44 020         | -             | 54 357             |
| PEKERJA TAK DIBAYAR/<br>UNPAID WORKER   | 54  | -             | 135           | 44 927         | 1 014         | 236 750        | 10 990         | -             | 293 870            |
| <b>JUMLAH<br/>TOTAL</b>   | <b>163 473</b>                            | <b>14 136</b> | <b>89 376</b> | <b>269 446</b> | <b>69 638</b> | <b>832 403</b> | <b>340 409</b> | <b>19 666</b> | <b>1 798 547</b>   |

CATATAN/NOTE:

\*) 0/1. TENAGA PROFESIONAL, TEKNISI DAN YANG SEJENIS/PROFESSIONAL, TECHNICAL AND RELATED WORKERS 2. TENAGA KEPEMIMPINAN DAN KETATALAKSANAAN/ADMINISTRATIVE AND MANAGERIAL WORKERS 3. TENAGA TATA USAHA DAN YANG SEJENIS/CLERICAL AND RELATED WORKERS 4. TENAGA USAHA PENJUALAN/SALES WORKERS 5. TENAGA USAHA JASA/SERVICES WORKERS 6. TENAGA USAHA PERTANIAN, KEHUTANAN, PERBURUAN DAN PERIKANAN/AGRICULTURAL, ANIMAL HUSBANDRY, FORESTRY WORKERS, FISHERMEN AND HUNTERS 7/8/9. TENAGA PRODUKSI, OPERATOR ALAT-ALAT ANGKUTAN DAN PEKERJA KASAR/PRODUCTION AND RELATED WORKERS, TRANSPORT EQUIPMENT OPERATORS AND LABORERS X/00. LAINNYA/OTHERS

TABEL  
TABLE 19.2

PENDUDUK ACEH BERUMUR 15 TAHUN KE ATAS YANG BEKERJA SELAMA SEMINGGU YANG LALU  
MENURUT STATUS PEKERJAAN UTAMA DAN JENIS PEKERJAAN UTAMA  
ACEH POPULATION 15 YEARS OF AGE AND OVER WHO WORKED DURING THE PREVIOUS WEEK  
BY MAIN EMPLOYMENT STATUS AND MAIN OCCUPATION  
(AGUSTUS/AUGUST 2012)

| TATUS PEKERJAAN UTAMA/<br>MAIN EMPLOYMENT STATUS  | JENIS PEKERJAAN UTAMA/MAIN OCCUPATION **) |              |               |                |               |               |                |               | JUMLAH<br>TOTAL**) |
|---|---|--------------|---------------|----------------|---------------|---------------|----------------|---------------|--------------------|
|   | 0/1                                       | 2            | 3             | 4              | 5             | 6             | 7/8/2009       | X/00          |                    |
|   | (1)                                       | (2)          | (3)           | (4)            | (5)           | (6)           | (7)            | (8)           |                    |
| BERUSAHA SENDIRI/<br>OWN ACCOUNT WORKER   | 1 934                                     | 138          | 185           | 44 565         | 7 776         | 12 337        | 32 696         | -             | 99 631             |
| BERUSAHA DIBANTU BURUH TIDAK<br>TETAP/BURUH TIDAK DIBAYAR<br>EMPLOYER ASSISTED BY TEMPORARY<br>WORKER/UNPAID WORKER | 189                                       | 835          | 62            | 22 953         | 1 631         | 12 437        | 4 326          | -             | 42 433             |
| BERUSAHA DIBANTU BURUH TETAP/BURUH<br>DIBAYAR/<br>EMPLOYER ASSISTED BY PERMANENT WORKER                             | 432                                       | 2 427        | -             | 13 341         | 1 835         | 1 449         | 6 967          | -             | 26 451             |
| BURUH/KARYAWAN/PEGAWAI/EMPLOYEE   | 62 547                                    | 4 672        | 51 027        | 24 955         | 22 844        | 24 950        | 55 018         | 13 696        | 259 709            |
| PEKERJA BEBAS DI PERTANIAN/<br>CASUAL EMPLOYEE IN AGRICULTURE   | -   | -            | -             | -              | -             | 5 723         | 88             | -             | 5 811              |
| PEKERJA BEBAS DI NON PERTANIAN/<br>CASUAL EMPLOYEE NOT IN AGRICULTURE   | -   | -            | -             | 1 298          | 2 932         | -             | 9 791          | -             | 14 021             |
| PEKERJA TAK DIBAYAR/<br>UNPAID WORKER   | 54  | -            | 135           | 20 202         | 458           | 10 937        | 4 129          | -             | 35 915             |
| <b>JUMLAH<br/>TOTAL</b>   | <b>65 156</b>                             | <b>8 072</b> | <b>51 409</b> | <b>127 314</b> | <b>37 476</b> | <b>67 833</b> | <b>113 015</b> | <b>13 696</b> | <b>483 971</b>     |

CATATAN/NOTE:

\*) 0/1. TENAGA PROFESIONAL, TEKNISI DAN YANG SEJENIS/PROFESSIONAL, TECHNICAL AND RELATED WORKERS 2. TENAGA KEPEMIMPINAN DAN KETATALAKSANAAN/ADMINISTRATIVE AND MANAGERIAL WORKERS 3. TENAGA TATA USAHA DAN YANG SEJENIS/CLERICAL AND RELATED WORKERS 4. TENAGA USAHA PENJUALAN/SALES WORKERS 5. TENAGA USAHA JASA/SERVICES WORKERS 6. TENAGA USAHA PERTANIAN, KEHUTANAN, PERBURUAN DAN PERIKANAN/AGRICULTURAL, ANIMAL HUSBANDRY, FORESTRY WORKERS, FISHERMEN AND HUNTERS 7/8/9. TENAGA PRODUKSI, OPERATOR ALAT-ALAT ANGKUTAN DAN PEKERJA KASAR/PRODUCTION AND RELATED WORKERS, TRANSPORT EQUIPMENT OPERATORS AND LABORERS X/00. LAINNYA/OTHERS

TABEL  
TABLE 19.3

PENDUDUK ACEH BERUMUR 15 TAHUN KE ATAS YANG BEKERJA SELAMA SEMINGGU YANG LALU  
MENURUT STATUS PEKERJAAN UTAMA DAN JENIS PEKERJAAN UTAMA  
ACEH POPULATION 15 YEARS OF AGE AND OVER WHO WORKED DURING THE PREVIOUS WEEK  
BY MAIN EMPLOYMENT STATUS AND MAIN OCCUPATION  
(AGUSTUS/AUGUST 2012)

| TATUS PEKERJAAN UTAMA/<br>MAIN EMPLOYMENT STATUS  | JENIS PEKERJAAN UTAMA/MAIN OCCUPATION **) |              |               |                |               |                |                |              | JUMLAH<br>TOTAL**) |
|---|---|--------------|---------------|----------------|---------------|----------------|----------------|--------------|--------------------|
|   | 0/1                                       | 2            | 3             | 4              | 5             | 6              | 7/8/2009       | X/00         |                    |
|   | (1)                                       | (2)          | (3)           | (4)            | (5)           | (6)            | (7)            | (8)          |                    |
| BERUSAHA SENDIRI/<br>OWN ACCOUNT WORKER   | 1 547                                     | -            | -             | 58 894         | 7 349         | 137 946        | 48 312         | -            | 254 048            |
| BERUSAHA DIBANTU BURUH TIDAK<br>TETAP/BURUH TIDAK DIBAYAR<br>EMPLOYER ASSISTED BY TEMPORARY<br>WORKER/UNPAID WORKER | 202                                       | 52           | -             | 26 406         | 1 355         | 219 446        | 7 822          | -            | 255 283            |
| BERUSAHA DIBANTU BURUH TETAP/BURUH<br>DIBAYAR/<br>EMPLOYER ASSISTED BY PERMANENT WORKER                             | 468                                       | 1 657        | -             | 9 037          | 859           | 27 920         | 21 602         | -            | 61 543             |
| BURUH/KARYAWAN/PEGAWAI/EMPLOYEE   | 96 018                                    | 4 355        | 37 261        | 20 158         | 19 448        | 84 572         | 107 957        | 5 970        | 375 739            |
| PEKERJA BEBAS DI PERTANIAN/<br>CASUAL EMPLOYEE IN AGRICULTURE   | -   | -            | -             | -              | 188           | 68 873         | 611            | -            | 69 672             |
| PEKERJA BEBAS DI NON PERTANIAN/<br>CASUAL EMPLOYEE NOT IN AGRICULTURE   | 82  | -            | 706           | 2 912          | 2 407         | -              | 34 229         | -            | 40 336             |
| PEKERJA TAK DIBAYAR/<br>UNPAID WORKER   | -   | -            | -             | 24 725         | 556           | 225 813        | 6 861          | -            | 257 955            |
| <b>JUMLAH<br/>TOTAL</b>   | <b>98 317</b>                             | <b>6 064</b> | <b>37 967</b> | <b>142 132</b> | <b>32 162</b> | <b>764 570</b> | <b>227 394</b> | <b>5 970</b> | <b>1 314 576</b>   |

CATATAN/NOTE:

\*) 0/1. TENAGA PROFESIONAL, TEKNISI DAN YANG SEJENIS/PROFESSIONAL, TECHNICAL AND RELATED WORKERS 2. TENAGA KEPEMIMPINAN DAN KETATALAKSANAAN/ADMINISTRATIVE AND MANAGERIAL WORKERS 3. TENAGA TATA USAHA DAN YANG SEJENIS/CLERICAL AND RELATED WORKERS 4. TENAGA USAHA PENJUALAN/SALES WORKERS 5. TENAGA USAHA JASA/SERVICES WORKERS 6. TENAGA USAHA PERTANIAN, KEHUTANAN, PERBURUAN DAN PERIKANAN/AGRICULTURAL, ANIMAL HUSBANDRY, FORESTRY WORKERS, FISHERMEN AND HUNTERS 7/8/9. TENAGA PRODUKSI, OPERATOR ALAT-ALAT ANGKUTAN DAN PEKERJA KASAR/PRODUCTION AND RELATED WORKERS, TRANSPORT EQUIPMENT OPERATORS AND LABORERS X/00. LAINNYA/OTHERS

TABEL  
TABLE 19.4

PENDUDUK ACEH BERUMUR 15 TAHUN KE ATAS YANG BEKERJA SELAMA SEMINGGU YANG LALU  
MENURUT STATUS PEKERJAAN UTAMA DAN JENIS PEKERJAAN UTAMA  
ACEH POPULATION 15 YEARS OF AGE AND OVER WHO WORKED DURING THE PREVIOUS WEEK  
BY MAIN EMPLOYMENT STATUS AND MAIN OCCUPATION  
(AGUSTUS/AUGUST 2012)

| TATUS PEKERJAAN UTAMA/<br>MAIN EMPLOYMENT STATUS  | JENIS PEKERJAAN UTAMA/MAIN OCCUPATION **) |        |        |         |        |         |          |        | LAKI-LAKI / MALE   |
|---|---|--------|--------|---------|--------|---------|----------|--------|--------------------|
|   | 0/1                                       | 2      | 3      | 4       | 5      | 6       | 7/8/2009 | X/00   | JUMLAH<br>TOTAL**) |
|   | (1)                                       | (2)    | (3)    | (4)     | (5)    | (6)     | (7)      | (8)    | (9)                |
| BERUSAHA SENDIRI/<br>OWN ACCOUNT WORKER   | 2 276                                     | 109    | 185    | 66 656  | 8 566  | 121 374 | 58 685   | -      | 257 851            |
| BERUSAHA DIBANTU BURUH TIDAK<br>TETAP/BURUH TIDAK DIBAYAR<br>EMPLOYER ASSISTED BY TEMPORARY<br>WORKER/UNPAID WORKER | 322                                       | 707    | 62     | 36 463  | 2 013  | 187 893 | 7 455    | -      | 234 915            |
| BERUSAHA DIBANTU BURUH TETAP/BURUH<br>DIBAYAR/<br>EMPLOYER ASSISTED BY PERMANENT WORKER                             | 844                                       | 3 970  | -      | 19 970  | 2 124  | 20 639  | 27 671   | -      | 75 218             |
| BURUH/KARYAWAN/PEGAWAI/EMPLOYEE   | 54 611                                    | 7 637  | 56 330 | 34 231  | 21 630 | 89 724  | 149 986  | 18 507 | 432 656            |
| PEKERJA BEBAS DI PERTANIAN/<br>CASUAL EMPLOYEE IN AGRICULTURE   | -   | -      | -      | -       | 188    | 45 405  | 699      | -      | 46 292             |
| PEKERJA BEBAS DI NON PERTANIAN/<br>CASUAL EMPLOYEE NOT IN AGRICULTURE   | 82  | -      | 706    | 2 808   | 1 234  | -       | 39 564   | -      | 44 394             |
| PEKERJA TAK DIBAYAR/<br>UNPAID WORKER   | -   | -      | -      | 6 658   | 140    | 64 988  | 3 640    | -      | 75 426             |
| JUMLAH<br>TOTAL   | 58 135                                    | 12 423 | 57 283 | 166 786 | 35 895 | 530 023 | 287 700  | 18 507 | 1 166 752          |

CATATAN/NOTE:

\*) 0/1. TENAGA PROFESIONAL, TEKNISI DAN YANG SEJENIS/PROFESSIONAL, TECHNICAL AND RELATED WORKERS 2. TENAGA KEPEMIMPINAN DAN KETATALAKSANAAN/ADMINISTRATIVE AND MANAGERIAL WORKERS 3. TENAGA TATA USAHA DAN YANG SEJENIS/CLERICAL AND RELATED WORKERS 4. TENAGA USAHA PENJUALAN/SALES WORKERS 5. TENAGA USAHA JASA/SERVICES WORKERS 6. TENAGA USAHA PERTANIAN, KEHUTANAN, PERBURUAN DAN PERIKANAN/AGRICULTURAL, ANIMAL HUSBANDRY, FORESTRY WORKERS, FISHERMEN AND HUNTERS 7/8/9. TENAGA PRODUKSI, OPERATOR ALAT-ALAT ANGKUTAN DAN PEKERJA KASAR/PRODUCTION AND RELATED WORKERS, TRANSPORT EQUIPMENT OPERATORS AND LABORERS X/00. LAINNYA/OTHERS

TABEL  
TABLE 19.5

PENDUDUK ACEH BERUMUR 15 TAHUN KE ATAS YANG BEKERJA SELAMA SEMINGGU YANG LALU  
MENURUT STATUS PEKERJAAN UTAMA DAN JENIS PEKERJAAN UTAMA  
ACEH POPULATION 15 YEARS OF AGE AND OVER WHO WORKED DURING THE PREVIOUS WEEK  
BY MAIN EMPLOYMENT STATUS AND MAIN OCCUPATION  
(AGUSTUS/AUGUST 2012)

| TATUS PEKERJAAN UTAMA/<br>MAIN EMPLOYMENT STATUS  | JENIS PEKERJAAN UTAMA/MAIN OCCUPATION **) |              |               |                |               |                |               |              | JUMLAH<br>TOTAL**) |
|---|---|--------------|---------------|----------------|---------------|----------------|---------------|--------------|--------------------|
|   | 0/1                                       | 2            | 3             | 4              | 5             | 6              | 7/8/2009      | X/00         |                    |
|   | (1)                                       | (2)          | (3)           | (4)            | (5)           | (6)            | (7)           | (8)          |                    |
| BERUSAHA SENDIRI/<br>OWN ACCOUNT WORKER   | 1 205                                     | 29           | -             | 36 803         | 6 559         | 28 909         | 22 323        | -            | 95 828             |
| BERUSAHA DIBANTU BURUH TIDAK<br>TETAP/BURUH TIDAK DIBAYAR<br>EMPLOYER ASSISTED BY TEMPORARY<br>WORKER/UNPAID WORKER | 69  | 180          | -             | 12 896         | 973           | 43 990         | 4 693         | -            | 62 801             |
| BERUSAHA DIBANTU BURUH TETAP/BURUH<br>DIBAYAR/<br>EMPLOYER ASSISTED BY PERMANENT WORKER                             | 56  | 114          | -             | 2 408          | 570           | 8 730          | 898           | -            | 12 776             |
| BURUH/KARYAWAN/PEGAWAI/EMPLOYEE   | 103 954                                   | 1 390        | 31 958        | 10 882         | 20 662        | 19 798         | 12 989        | 1 159        | 202 792            |
| PEKERJA BEBAS DI PERTANIAN/<br>CASUAL EMPLOYEE IN AGRICULTURE   | -   | -            | -             | -              | -             | 29 191         | -             | -            | 29 191             |
| PEKERJA BEBAS DI NON PERTANIAN/<br>CASUAL EMPLOYEE NOT IN AGRICULTURE   | -   | -            | -             | 1 402          | 4 105         | -              | 4 456         | -            | 9 963              |
| PEKERJA TAK DIBAYAR/<br>UNPAID WORKER   | 54  | -            | 135           | 38 269         | 874           | 171 762        | 7 350         | -            | 218 444            |
| <b>JUMLAH<br/>TOTAL</b>   | <b>105 338</b>                            | <b>1 713</b> | <b>32 093</b> | <b>102 660</b> | <b>33 743</b> | <b>302 380</b> | <b>52 709</b> | <b>1 159</b> | <b>631 795</b>     |

CATATAN/NOTE:

\*) 0/1. TENAGA PROFESIONAL, TEKNISI DAN YANG SEJENIS/PROFESSIONAL, TECHNICAL AND RELATED WORKERS 2. TENAGA KEPEMIMPINAN DAN KETATALAKSANAAN/ADMINISTRATIVE AND MANAGERIAL WORKERS 3. TENAGA TATA USAHA DAN YANG SEJENIS/CLERICAL AND RELATED WORKERS 4. TENAGA USAHA PENJUALAN/SALES WORKERS 5. TENAGA USAHA JASA/SERVICES WORKERS 6. TENAGA USAHA PERTANIAN, KEHUTANAN, PERBURUAN DAN PERIKANAN/AGRICULTURAL, ANIMAL HUSBANDRY, FORESTRY WORKERS, FISHERMEN AND HUNTERS 7/8/9. TENAGA PRODUKSI, OPERATOR ALAT-ALAT ANGKUTAN DAN PEKERJA KASAR/PRODUCTION AND RELATED WORKERS, TRANSPORT EQUIPMENT OPERATORS AND LABORERS X/00. LAINNYA/OTHERS

TABEL  
TABLE 20.1

PENDUDUK ACEH BERUMUR 15 TAHUN KE ATAS YANG BEKERJA SELAMA SEMINGGU YANG LALU  
MENURUT JUMLAH JAM KERJA PADA PEKERJAAN UTAMA DAN LAPANGAN PEKERJAAN UTAMA  
ACEH POPULATION 15 YEARS OF AGE AND OVER WHO WORKED DURING THE PREVIOUS WEEK  
BY TOTAL WORKING HOURS ON MAIN JOB AND MAIN INDUSTRY  
(AGUSTUS/AUGUST 2012)

| PERKOTAAN+PERDESAAN /URBAN+RURAL   |  |        |        |       |         |         |        |        |         |           | LAKI-LAKI+PEREMPUAN / MALE+FEMALE |  |  |  |  |  |  |  |  |  |  |
|--|--|--------|--------|-------|---------|---------|--------|--------|---------|-----------|-----------------------------------|--|--|--|--|--|--|--|--|--|--|
| JUMLAH JAM KERJA PADA PEKERJAAN UTAMA<br>TOTAL WORKING HOURS ON MAIN JOB | LAPANGAN PEKERJAAN UTAMA/MAIN INDUSTRY*) |        |        |       |         |         |        |        |         |           | JUMLAH TOTAL                      |  |  |  |  |  |  |  |  |  |  |
|  | 1  | 2      | 3      | 4     | 5       | 6       | 7      | 8      | 9       |           |                                   |  |  |  |  |  |  |  |  |  |  |
| (1)  | (2)                                      | (3)    | (4)    | (5)   | (6)     | (7)     | (8)    | (9)    | (10)    | (11)      |                                   |  |  |  |  |  |  |  |  |  |  |
| 0**)   | 33 174                                   | 998    | 1 878  | -     | 6 714   | 8 942   | 1 052  | 968    | 25 720  | 79 446    |                                   |  |  |  |  |  |  |  |  |  |  |
| 1-14   | 125 186                                  | 537    | 7 077  | -     | 2 485   | 14 669  | 2 162  | 845    | 26 659  | 179 620   |                                   |  |  |  |  |  |  |  |  |  |  |
| 15-34  | 475 052                                  | 3 572  | 28 890 | 418   | 41 515  | 71 337  | 12 293 | 4 405  | 134 325 | 771 807   |                                   |  |  |  |  |  |  |  |  |  |  |
| 35+  | 209 454                                  | 9 064  | 35 999 | 2 753 | 80 032  | 187 507 | 57 308 | 18 545 | 167 012 | 767 674   |                                   |  |  |  |  |  |  |  |  |  |  |
| JUMLAH TOTAL   | 842 866                                  | 14 171 | 73 844 | 3 171 | 130 746 | 282 455 | 72 815 | 24 763 | 353 716 | 1 798 547 |                                   |  |  |  |  |  |  |  |  |  |  |

CATATAN/NOTE:

\*) 1. PERTANIAN, PERKEBUNAN, KEHUTANAN, PERBURUAN, DAN PERIKANAN 2. PERTAMBANGAN DAN PENGGALIAN 3. INDUSTRI PENGOLAHAN 4. LISTRIK, GAS, DAN AIR MINUM 5. KONSTRUKSI 6. PERDAGANGAN, RUMAH MAKAN, DAN JASA AKOMODASI 7. TRANSPORTASI, PERGUDANGAN, DAN KOMUNIKASI 8. LEMBAGA KEUANGAN, REAL ESTATE, USAHA PERSEWAAN DAN JASA PERUSAHAAN 9. JASA KEMASYARAKATAN, SOSIAL, DAN PERORANGAN

\*\*\*) SEMENTARA TIDAK BEKERJA/TEMPORARILY NOT WORKING



TABEL  
TABLE 20.2

PENDUDUK ACEH BERUMUR 15 TAHUN KE ATAS YANG BEKERJA SELAMA SEMINGGU YANG LALU  
MENURUT JUMLAH JAM KERJA PADA PEKERJAAN UTAMA DAN LAPANGAN PEKERJAAN UTAMA  
ACEH POPULATION 15 YEARS OF AGE AND OVER WHO WORKED DURING THE PREVIOUS WEEK  
BY TOTAL WORKING HOURS ON MAIN JOB AND MAIN INDUSTRY  
(AGUSTUS/AUGUST 2012)

| PERKOTAAN /URBAN  |  |       |        |       |        |         |        |        |         |                 | LAKI-LAKI+PEREMPUAN / MALE+FEMALE |
|---|--|-------|--------|-------|--------|---------|--------|--------|---------|-----------------|-----------------------------------|
| JUMLAH JAM KERJA PADA PEKERJAAN<br>UTAMA<br>TOTAL WORKING HOURS ON MAIN JOB | LAPANGAN PEKERJAAN UTAMA/MAIN INDUSTRY*) |       |        |       |        |         |        |        |         | JUMLAH<br>TOTAL |                                   |
|   | 1  | 2     | 3      | 4     | 5      | 6       | 7      | 8      | 9       |                 |                                   |
| (1)   | (2)                                      | (3)   | (4)    | (5)   | (6)    | (7)     | (8)    | (9)    | (10)    | (11)            |                                   |
| 0**)  | 4 260                                    | -     | 603    | -     | 4 277  | 5 401   | 545    | 773    | 10 996  | 26 855          |                                   |
| 1-14  | 6 664                                    | 329   | 1 353  | -     | 480    | 5 827   | 269    | 192    | 10 186  | 25 300          |                                   |
| 15-34   | 31 067                                   | 1 199 | 7 149  | 361   | 8 763  | 27 278  | 5 493  | 3 931  | 50 769  | 136 010         |                                   |
| 35+   | 30 016                                   | 1 714 | 14 056 | 2 492 | 22 687 | 96 387  | 24 023 | 12 174 | 92 257  | 295 806         |                                   |
| JUMLAH<br>TOTAL   | 72 007                                   | 3 242 | 23 161 | 2 853 | 36 207 | 134 893 | 30 330 | 17 070 | 164 208 | 483 971         |                                   |

CATATAN/NOTE:

\*) 1. PERTANIAN, PERKEBUNAN, KEHUTANAN, PERBURUAN, DAN PERIKANAN 2. PERTAMBANGAN DAN PENGGALIAN 3. INDUSTRI PENGOLAHAN 4. LISTRIK, GAS, DAN AIR MINUM 5. KONSTRUKSI 6. PERDAGANGAN, RUMAH MAKAN, DAN JASA AKOMODASI 7. TRANSPORTASI, PERGUDANGAN, DAN KOMUNIKASI 8. LEMBAGA KEUANGAN, REAL ESTATE, USAHA PERSEWAAN DAN JASA PERUSAHAAN 9. JASA KEMASYARAKATAN, SOSIAL, DAN PERORANGAN

\*\*\*) SEMENTARA TIDAK BEKERJA/TEMPORARILY NOT WORKING

TABEL  
TABLE 20.3

PENDUDUK ACEH BERUMUR 15 TAHUN KE ATAS YANG BEKERJA SELAMA SEMINGGU YANG LALU  
MENURUT JUMLAH JAM KERJA PADA PEKERJAAN UTAMA DAN LAPANGAN PEKERJAAN UTAMA  
ACEH POPULATION 15 YEARS OF AGE AND OVER WHO WORKED DURING THE PREVIOUS WEEK  
BY TOTAL WORKING HOURS ON MAIN JOB AND MAIN INDUSTRY  
(AGUSTUS/AUGUST 2012)

| LAKI-LAKI+PEREMPUAN / MALE+FEMALE   |  |               |               |            |               |                |               |              |                |                  |
|---|--|---------------|---------------|------------|---------------|----------------|---------------|--------------|----------------|------------------|
| PERDESAAN / RURAL   |  |               |               |            |               |                |               |              |                |                  |
| JUMLAH JAM KERJA PADA PEKERJAAN<br>UTAMA<br>TOTAL WORKING HOURS ON MAIN JOB | LAPANGAN PEKERJAAN UTAMA/MAIN INDUSTRY*) |               |               |            |               |                |               |              |                | JUMLAH<br>TOTAL  |
|   | 1  | 2             | 3             | 4          | 5             | 6              | 7             | 8            | 9              |                  |
| (1)   | (2)                                      | (3)           | (4)           | (5)        | (6)           | (7)            | (8)           | (9)          | (10)           | (11)             |
| 0**)  | 28 914                                   | 998           | 1 275         | -          | 2 437         | 3 541          | 507           | 195          | 14 724         | 52 591           |
| 1-14  | 118 522                                  | 208           | 5 724         | -          | 2 005         | 8 842          | 1 893         | 653          | 16 473         | 154 320          |
| 15-34   | 443 985                                  | 2 373         | 21 741        | 57         | 32 752        | 44 059         | 6 800         | 474          | 83 556         | 635 797          |
| 35+   | 179 438                                  | 7 350         | 21 943        | 261        | 57 345        | 91 120         | 33 285        | 6 371        | 74 755         | 471 868          |
| <b>JUMLAH<br/>TOTAL</b>   | <b>770 859</b>                           | <b>10 929</b> | <b>50 683</b> | <b>318</b> | <b>94 539</b> | <b>147 562</b> | <b>42 485</b> | <b>7 693</b> | <b>189 508</b> | <b>1 314 576</b> |

CATATAN/NOTE:

\*) 1. PERTANIAN, PERKEBUNAN, KEHUTANAN, PERBURUAN, DAN PERIKANAN 2. PERTAMBANGAN DAN PENGGALIAN 3. INDUSTRI PENGOLAHAN 4. LISTRIK, GAS, DAN AIR MINUM 5. KONSTRUKSI 6. PERDAGANGAN, RUMAH MAKAN, DAN JASA AKOMODASI 7. TRANSPORTASI, PERGUDANGAN, DAN KOMUNIKASI 8. LEMBAGA KEUANGAN, REAL ESTATE, USAHA PERSEWAAN DAN JASA PERUSAHAAN 9. JASA KEMASYARAKATAN, SOSIAL, DAN PERORANGAN

\*\*\*) SEMENTARA TIDAK BEKERJA/TEMPORARILY NOT WORKING

TABEL  
TABLE 20.4

PENDUDUK ACEH BERUMUR 15 TAHUN KE ATAS YANG BEKERJA SELAMA SEMINGGU YANG LALU  
MENURUT JUMLAH JAM KERJA PADA PEKERJAAN UTAMA DAN LAPANGAN PEKERJAAN UTAMA  
ACEH POPULATION 15 YEARS OF AGE AND OVER WHO WORKED DURING THE PREVIOUS WEEK  
BY TOTAL WORKING HOURS ON MAIN JOB AND MAIN INDUSTRY  
(AGUSTUS/AUGUST 2012)

| PERKOTAAN+PERDESAAN /URBAN+RURAL   |  |        |        |       |         |         |        |        |         | LAKI-LAKI / MALE |
|--|--|--------|--------|-------|---------|---------|--------|--------|---------|------------------|
| JUMLAH JAM KERJA PADA PEKERJAAN UTAMA<br>TOTAL WORKING HOURS ON MAIN JOB | LAPANGAN PEKERJAAN UTAMA/MAIN INDUSTRY*) |        |        |       |         |         |        |        |         | JUMLAH TOTAL     |
|  | 1  | 2      | 3      | 4     | 5       | 6       | 7      | 8      | 9       |                  |
| (1)  | (2)                                      | (3)    | (4)    | (5)   | (6)     | (7)     | (8)    | (9)    | (10)    | (11)             |
| 0**)   | 18 312                                   | 998    | 780    | -     | 6 580   | 3 987   | 1 052  | 439    | 5 730   | 37 878           |
| 1-14   | 53 861                                   | 537    | 1 885  | -     | 2 485   | 4 006   | 2 162  | 273    | 8 350   | 73 559           |
| 15-34  | 298 812                                  | 3 407  | 11 969 | 418   | 41 183  | 36 258  | 12 182 | 2 447  | 62 275  | 468 951          |
| 35+  | 168 229                                  | 8 931  | 26 180 | 2 652 | 79 672  | 130 448 | 56 743 | 13 625 | 99 884  | 586 364          |
| JUMLAH TOTAL   | 539 214                                  | 13 873 | 40 814 | 3 070 | 129 920 | 174 699 | 72 139 | 16 784 | 176 239 | 1 166 752        |

CATATAN/NOTE:

\*) 1. PERTANIAN, PERKEBUNAN, KEHUTANAN, PERBURUAN, DAN PERIKANAN 2. PERTAMBANGAN DAN PENGGALIAN 3. INDUSTRI PENGOLAHAN 4. LISTRIK, GAS, DAN AIR MINUM 5. KONSTRUKSI 6. PERDAGANGAN, RUMAH MAKAN, DAN JASA AKOMODASI 7. TRANSPORTASI, PERGUDANGAN, DAN KOMUNIKASI 8. LEMBAGA KEUANGAN, REAL ESTATE, USAHA PERSEWAAN DAN JASA PERUSAHAAN 9. JASA KEMASYARAKATAN, SOSIAL, DAN PERORANGAN

\*\*\*) SEMENTARA TIDAK BEKERJA/TEMPORARILY NOT WORKING

TABEL  
TABLE 20.5

PENDUDUK ACEH BERUMUR 15 TAHUN KE ATAS YANG BEKERJA SELAMA SEMINGGU YANG LALU  
MENURUT JUMLAH JAM KERJA PADA PEKERJAAN UTAMA DAN LAPANGAN PEKERJAAN UTAMA  
ACEH POPULATION 15 YEARS OF AGE AND OVER WHO WORKED DURING THE PREVIOUS WEEK  
BY TOTAL WORKING HOURS ON MAIN JOB AND MAIN INDUSTRY  
(AGUSTUS/AUGUST 2012)

| PERKOTAAN+PERDESAAN /URBAN+RURAL   |  |     |        |     |     |         |     |       |         | PEREMPUAN / FEMALE |
|--|--|-----|--------|-----|-----|---------|-----|-------|---------|--------------------|
| JUMLAH JAM KERJA PADA PEKERJAAN UTAMA<br>TOTAL WORKING HOURS ON MAIN JOB | LAPANGAN PEKERJAAN UTAMA/MAIN INDUSTRY*) |     |        |     |     |         |     |       |         | JUMLAH TOTAL       |
|  | 1  | 2   | 3      | 4   | 5   | 6       | 7   | 8     | 9       |                    |
| (1)  | (2)                                      | (3) | (4)    | (5) | (6) | (7)     | (8) | (9)   | (10)    | (11)               |
| 0**)   | 14 862                                   | -   | 1 098  | -   | 134 | 4 955   | -   | 529   | 19 990  | 41 568             |
| 1-14   | 71 325                                   | -   | 5 192  | -   | -   | 10 663  | -   | 572   | 18 309  | 106 061            |
| 15-34  | 176 240                                  | 165 | 16 921 | -   | 332 | 35 079  | 111 | 1 958 | 72 050  | 302 856            |
| 35+  | 41 225                                   | 133 | 9 819  | 101 | 360 | 57 059  | 565 | 4 920 | 67 128  | 181 310            |
| JUMLAH TOTAL   | 303 652                                  | 298 | 33 030 | 101 | 826 | 107 756 | 676 | 7 979 | 177 477 | 631 795            |

CATATAN/NOTE:

\*) 1. PERTANIAN, PERKEBUNAN, KEHUTANAN, PERBURUAN, DAN PERIKANAN 2. PERTAMBANGAN DAN PENGGALIAN 3. INDUSTRI PENGOLAHAN 4. LISTRIK, GAS, DAN AIR MINUM 5. KONSTRUKSI 6. PERDAGANGAN, RUMAH MAKAN, DAN JASA AKOMODASI 7. TRANSPORTASI, PERGUDANGAN, DAN KOMUNIKASI 8. LEMBAGA KEUANGAN, REAL ESTATE, USAHA PERSEWAAN DAN JASA PERUSAHAAN 9. JASA KEMASYARAKATAN, SOSIAL, DAN PERORANGAN

\*\*\*) SEMENTARA TIDAK BEKERJA/TEMPORARILY NOT WORKING

PENDUDUK ACEH BERUMUR 15 TAHUN KE ATAS YANG BEKERJA SELAMA SEMINGGU YANG LALU MENURUT JUMLAH JAM KERJA PADA PEKERJAAN UTAMA DAN STATUS PEKERJAAN UTAMA  
 ACEH POPULATION 15 YEARS OF AGE AND OVER WHO WORKED DURING THE PREVIOUS WEEK  
 BY TOTAL WORKING HOURS ON MAIN JOB AND MAIN EMPLOYMENT STATUS  
 (AGUSTUS/AUGUST 2012)

TABEL  
TABLE 21.1

PERKOTAAN+PERDESAAN /URBAN+RURAL LAKI-LAKI+PEREMPUAN / MALE+FEMALE

| JUMLAH JAM KERJA PADA PEKERJAAN UTAMA<br>TOTAL WORKING HOURS ON MAIN JOB | STATUS PEKERJAAN UTAMA/MAIN EMPLOYMENT STATUS*) |         |        |         |        |        |         | JUMLAH TOTAL |
|--|---|---------|--------|---------|--------|--------|---------|--------------|
|  | 1   | 2       | 3      | 4       | 5      | 6      | 7       |              |
| (1)  | (2)   | (3)     | (4)    | (5)     | (6)    | (7)    | (8)     | (9)          |
| 0**)   | 12 584  | 22 347  | 4 040  | 40 475  | -      | -      | -       | 79 446       |
| 1-14   | 28 030  | 27 664  | 4 389  | 29 522  | 6 470  | 4 662  | 78 883  | 179 620      |
| 15-34  | 142 818   | 151 162 | 26 385 | 214 451 | 48 083 | 20 421 | 168 487 | 771 807      |
| 35+  | 170 247   | 96 543  | 53 180 | 351 000 | 20 930 | 29 274 | 46 500  | 767 674      |
| JUMLAH TOTAL   | 353 679   | 297 716 | 87 994 | 635 448 | 75 483 | 54 357 | 293 870 | 1 798 547    |

CATATAN/NOTE:

- \*) 1. BERUSAHA SENDIRI/OWN ACCOUNT WORKER
- 2. BERUSAHA DIBANTU BURUH TIDAK TETAP/BURUH TAK DIBAYAR  
EMPLOYER ASSISTED BY TEMPORARY WORKER/UNPAID WORKER
- 3. BERUSAHA DIBANTU BURUH TETAP/BURUH DIBAYAR/EMPLOYER ASSISTED BY PERMANENT WORKER
- 4. BURUH/KARYAWAN/PEGAWAI/EMPLOYEE
- 5. PEKERJA BEBAS DI PERTANIAN/CASUAL EMPLOYEE IN AGRICULTURE
- 6. PEKERJA BEBAS DI NON PERTANIAN/CASUAL EMPLOYEE NOT IN AGRICULTURE
- 7. PEKERJA TAK DIBAYAR/UNPAID WORKER

\*\*\*) SEMENTARA TIDAK BEKERJA/TEMPORARILY NOT WORKING

PENDUDUK ACEH BERUMUR 15 TAHUN KE ATAS YANG BEKERJA SELAMA SEMINGGU YANG LALU MENURUT JUMLAH JAM KERJA PADA PEKERJAAN UTAMA DAN STATUS PEKERJAAN UTAMA  
 ACEH POPULATION 15 YEARS OF AGE AND OVER WHO WORKED DURING THE PREVIOUS WEEK  
 BY TOTAL WORKING HOURS ON MAIN JOB AND MAIN EMPLOYMENT STATUS  
 (AGUSTUS/AUGUST 2012)

TABEL  
 TABLE 21.2

| PERKOTAAN /URBAN   |   | LAKI-LAKI+PEREMPUAN / MALE+FEMALE |        |         |       |        |        |              |
|--|---|-----------------------------------|--------|---------|-------|--------|--------|--------------|
| JUMLAH JAM KERJA PADA PEKERJAAN UTAMA<br>TOTAL WORKING HOURS ON MAIN JOB | STATUS PEKERJAAN UTAMA/MAIN EMPLOYMENT STATUS*) |                                   |        |         |       |        |        | JUMLAH TOTAL |
|  | 1   | 2                                 | 3      | 4       | 5     | 6      | 7      |              |
| (1)  | (2)   | (3)                               | (4)    | (5)     | (6)   | (7)    | (8)    | (9)          |
| 0**)   | 4 017   | 3 327                             | 1 914  | 17 597  | -     | -      | -      | 26 855       |
| 1-14   | 6 012   | 2 090                             | 548    | 8 511   | 375   | 1 197  | 6 567  | 25 300       |
| 15-34  | 27 706  | 12 919                            | 4 133  | 68 279  | 2 514 | 4 851  | 15 608 | 136 010      |
| 35+  | 61 896  | 24 097                            | 19 856 | 165 322 | 2 922 | 7 973  | 13 740 | 295 806      |
| JUMLAH TOTAL   | 99 631  | 42 433                            | 26 451 | 259 709 | 5 811 | 14 021 | 35 915 | 483 971      |

CATATAN/NOTE:

- \*) 1. BERUSAHA SENDIRI/OWN ACCOUNT WORKER
- 2. BERUSAHA DIBANTU BURUH TIDAK TETAP/BURUH TAK DIBAYAR  
EMPLOYER ASSISTED BY TEMPORARY WORKER/UNPAID WORKER
- 3. BERUSAHA DIBANTU BURUH TETAP/BURUH DIBAYAR/EMPLOYER ASSISTED BY PERMANENT WORKER
- 4. BURUH/KARYAWAN/PEGAWAI/EMPLOYEE
- 5. PEKERJA BEBAS DI PERTANIAN/CASUAL EMPLOYEE IN AGRICULTURE
- 6. PEKERJA BEBAS DI NON PERTANIAN/CASUAL EMPLOYEE NOT IN AGRICULTURE
- 7. PEKERJA TAK DIBAYAR/UNPAID WORKER

\*\*) SEMENTARA TIDAK BEKERJA/TEMPORARILY NOT WORKING

PENDUDUK ACEH BERUMUR 15 TAHUN KE ATAS YANG BEKERJA SELAMA SEMINGGU YANG LALU MENURUT JUMLAH JAM KERJA PADA PEKERJAAN UTAMA DAN STATUS PEKERJAAN UTAMA  
 ACEH POPULATION 15 YEARS OF AGE AND OVER WHO WORKED DURING THE PREVIOUS WEEK  
 BY TOTAL WORKING HOURS ON MAIN JOB AND MAIN EMPLOYMENT STATUS  
 (AGUSTUS/AUGUST 2012)

TABEL  
TABLE 21.3

|  |   | LAKI-LAKI+PEREMPUAN / MALE+FEMALE |               |                |               |               |                |                  |
|--|---|-----------------------------------|---------------|----------------|---------------|---------------|----------------|------------------|
| JUMLAH JAM KERJA PADA PEKERJAAN UTAMA<br>TOTAL WORKING HOURS ON MAIN JOB | STATUS PEKERJAAN UTAMA/MAIN EMPLOYMENT STATUS*) |                                   |               |                |               |               |                | JUMLAH TOTAL     |
|  | 1   | 2                                 | 3             | 4              | 5             | 6             | 7              |                  |
| (1)  | (2)   | (3)                               | (4)           | (5)            | (6)           | (7)           | (8)            | (9)              |
| 0**)   | 8 567   | 19 020                            | 2 126         | 22 878         | -             | -             | -              | 52 591           |
| 1-14   | 22 018  | 25 574                            | 3 841         | 21 011         | 6 095         | 3 465         | 72 316         | 154 320          |
| 15-34  | 115 112   | 138 243                           | 22 252        | 146 172        | 45 569        | 15 570        | 152 879        | 635 797          |
| 35+  | 108 351   | 72 446                            | 33 324        | 185 678        | 18 008        | 21 301        | 32 760         | 471 868          |
| <b>JUMLAH TOTAL</b>  | <b>254 048</b>                                  | <b>255 283</b>                    | <b>61 543</b> | <b>375 739</b> | <b>69 672</b> | <b>40 336</b> | <b>257 955</b> | <b>1 314 576</b> |

CATATAN/NOTE:

- \*) 1. BERUSAHA SENDIRI/OWN ACCOUNT WORKER
- 2. BERUSAHA DIBANTU BURUH TIDAK TETAP/BURUH TAK DIBAYAR  
EMPLOYER ASSISTED BY TEMPORARY WORKER/UNPAID WORKER
- 3. BERUSAHA DIBANTU BURUH TETAP/BURUH DIBAYAR/EMPLOYER ASSISTED BY PERMANENT WORKER
- 4. BURUH/KARYAWAN/PEGAWAI/EMPLOYEE
- 5. PEKERJA BEBAS DI PERTANIAN/CASUAL EMPLOYEE IN AGRICULTURE
- 6. PEKERJA BEBAS DI NON PERTANIAN/CASUAL EMPLOYEE NOT IN AGRICULTURE
- 7. PEKERJA TAK DIBAYAR/UNPAID WORKER

\*\*) SEMENTARA TIDAK BEKERJA/TEMPORARILY NOT WORKING

PENDUDUK ACEH BERUMUR 15 TAHUN KE ATAS YANG BEKERJA SELAMA SEMINGGU YANG LALU MENURUT JUMLAH JAM KERJA PADA PEKERJAAN UTAMA DAN STATUS PEKERJAAN UTAMA  
 ACEH POPULATION 15 YEARS OF AGE AND OVER WHO WORKED DURING THE PREVIOUS WEEK  
 BY TOTAL WORKING HOURS ON MAIN JOB AND MAIN EMPLOYMENT STATUS  
 (AGUSTUS/AUGUST 2012)

TABEL  
 TABLE 21.4

| PERKOTAAN+PERDESAAN /URBAN+RURAL   |   |         |        |         |        |        |        | LAKI-LAKI / MALE |
|--|---|---------|--------|---------|--------|--------|--------|------------------|
| JUMLAH JAM KERJA PADA PEKERJAAN UTAMA<br>TOTAL WORKING HOURS ON MAIN JOB | STATUS PEKERJAAN UTAMA/MAIN EMPLOYMENT STATUS*) |         |        |         |        |        |        | JUMLAH TOTAL     |
|  | 1   | 2       | 3      | 4       | 5      | 6      | 7      |                  |
| (1)  | (2)   | (3)     | (4)    | (5)     | (6)    | (7)    | (8)    | (9)              |
| 0**)   | 6 797   | 12 865  | 2 219  | 15 997  | -      | -      | -      | 37 878           |
| 1-14   | 13 470  | 21 004  | 2 388  | 13 438  | 3 669  | 2 002  | 17 588 | 73 559           |
| 15-34  | 101 869   | 121 972 | 21 328 | 136 144 | 28 331 | 15 496 | 43 811 | 468 951          |
| 35+  | 135 715   | 79 074  | 49 283 | 267 077 | 14 292 | 26 896 | 14 027 | 586 364          |
| JUMLAH TOTAL   | 257 851   | 234 915 | 75 218 | 432 656 | 46 292 | 44 394 | 75 426 | 1 166 752        |

CATATAN/NOTE:

- \*) 1. BERUSAHA SENDIRI/OWN ACCOUNT WORKER
- 2. BERUSAHA DIBANTU BURUH TIDAK TETAP/BURUH TAK DIBAYAR  
EMPLOYER ASSISTED BY TEMPORARY WORKER/UNPAID WORKER
- 3. BERUSAHA DIBANTU BURUH TETAP/BURUH DIBAYAR/EMPLOYER ASSISTED BY PERMANENT WORKER
- 4. BURUH/KARYAWAN/PEGAWAI/EMPLOYEE
- 5. PEKERJA BEBAS DI PERTANIAN/CASUAL EMPLOYEE IN AGRICULTURE
- 6. PEKERJA BEBAS DI NON PERTANIAN/CASUAL EMPLOYEE NOT IN AGRICULTURE
- 7. PEKERJA TAK DIBAYAR/UNPAID WORKER

\*\*) SEMENTARA TIDAK BEKERJA/TEMPORARILY NOT WORKING



PENDUDUK ACEH BERUMUR 15 TAHUN KE ATAS YANG BEKERJA SELAMA SEMINGGU YANG LALU MENURUT JUMLAH JAM KERJA PADA PEKERJAAN UTAMA DAN STATUS PEKERJAAN UTAMA  
 ACEH POPULATION 15 YEARS OF AGE AND OVER WHO WORKED DURING THE PREVIOUS WEEK  
 BY TOTAL WORKING HOURS ON MAIN JOB AND MAIN EMPLOYMENT STATUS  
 (AGUSTUS/AUGUST 2012)

TABEL  
TABLE 21.5

| PERKOTAAN+PERDESAAN /URBAN+RURAL   |   |               |               |                |               |              |                | PEREMPUAN / FEMALE |
|--|---|---------------|---------------|----------------|---------------|--------------|----------------|--------------------|
| JUMLAH JAM KERJA PADA PEKERJAAN UTAMA<br>TOTAL WORKING HOURS ON MAIN JOB | STATUS PEKERJAAN UTAMA/MAIN EMPLOYMENT STATUS*) |               |               |                |               |              |                | JUMLAH TOTAL       |
|  | 1   | 2             | 3             | 4              | 5             | 6            | 7              |                    |
| (1)  | (2)   | (3)           | (4)           | (5)            | (6)           | (7)          | (8)            | (9)                |
| 0**)   | 5 787   | 9 482         | 1 821         | 24 478         | -             | -            | -              | 41 568             |
| 1-14   | 14 560  | 6 660         | 2 001         | 16 084         | 2 801         | 2 660        | 61 295         | 106 061            |
| 15-34  | 40 949  | 29 190        | 5 057         | 78 307         | 19 752        | 4 925        | 124 676        | 302 856            |
| 35+  | 34 532  | 17 469        | 3 897         | 83 923         | 6 638         | 2 378        | 32 473         | 181 310            |
| <b>JUMLAH TOTAL</b>  | <b>95 828</b>                                   | <b>62 801</b> | <b>12 776</b> | <b>202 792</b> | <b>29 191</b> | <b>9 963</b> | <b>218 444</b> | <b>631 795</b>     |

CATATAN/NOTE:

- \*) 1. BERUSAHA SENDIRI/OWN ACCOUNT WORKER
- 2. BERUSAHA DIBANTU BURUH TIDAK TETAP/BURUH TAK DIBAYAR  
EMPLOYER ASSISTED BY TEMPORARY WORKER/UNPAID WORKER
- 3. BERUSAHA DIBANTU BURUH TETAP/BURUH DIBAYAR/EMPLOYER ASSISTED BY PERMANENT WORKER
- 4. BURUH/KARYAWAN/PEGAWAI/EMPLOYEE
- 5. PEKERJA BEBAS DI PERTANIAN/CASUAL EMPLOYEE IN AGRICULTURE
- 6. PEKERJA BEBAS DI NON PERTANIAN/CASUAL EMPLOYEE NOT IN AGRICULTURE
- 7. PEKERJA TAK DIBAYAR/UNPAID WORKER

\*\*\*) SEMENTARA TIDAK BEKERJA/TEMPORARILY NOT WORKING

TABEL  
TABLE 22.1

PENDUDUK ACEH BERUMUR 15 TAHUN KE ATAS YANG BEKERJA SELAMA SEMINGGU YANG LALU MENURUT KABUPATEN/KOTA DAN GOLONGAN UMUR  
NANGROE ACEH DARUSSALAM POPULATION 15 YEARS OF AGE AND OVER WHO WORKED DURING THE PREVIOUS WEEK  
BY REGENCY/MUNICIPALITY AND AGE GROUP  
(AGUSTUS/AUGUST 2012)

| KABUPATEN/KOTA<br>REGENCY/MUNICIPALITY | GOLONGAN UMUR/AGE GROUP |                |                |                |                |                |                |                |               |                | JUMLAH<br>TOTAL  |
|--|-------------------------|----------------|----------------|----------------|----------------|----------------|----------------|----------------|---------------|----------------|------------------|
|  | 15 - 19                 | 20 - 24        | 25 - 29        | 30 - 34        | 35 - 39        | 40 - 44        | 45 - 49        | 50 - 54        | 55 - 59       | 60 +           |                  |
|  | (1)                     | (2)            | (3)            | (4)            | (5)            | (6)            | (7)            | (8)            | (9)           | (10)           |                  |
| SIMEULUE                               | 942                     | 2 622          | 4 671          | 5 717          | 5 472          | 3 552          | 2 995          | 1 968          | 1 136         | 1 581          | 30 656           |
| ACEH SINGKIL                           | 868                     | 4 850          | 7 637          | 5 672          | 5 461          | 3 926          | 2 663          | 3 438          | 1 043         | 1 812          | 37 370           |
| ACEH SELATAN                           | 4 892                   | 7 456          | 9 169          | 11 960         | 12 489         | 10 199         | 8 726          | 8 333          | 4 323         | 6 591          | 84 138           |
| ACEH TENGGARA                          | 3 564                   | 4 040          | 8 695          | 13 239         | 10 439         | 9 048          | 7 135          | 7 489          | 3 490         | 4 566          | 71 705           |
| ACEH TIMUR                             | 9 967                   | 17 264         | 17 530         | 23 604         | 17 652         | 18 830         | 14 543         | 10 765         | 6 510         | 7 334          | 143 999          |
| ACEH TENGAH                            | 2 427                   | 8 682          | 9 645          | 16 786         | 11 457         | 11 006         | 8 653          | 5 392          | 4 103         | 4 452          | 82 603           |
| ACEH BARAT                             | 1 730                   | 6 692          | 10 274         | 11 335         | 9 718          | 11 765         | 6 295          | 5 614          | 2 825         | 3 262          | 69 510           |
| ACEH BESAR                             | 5 673                   | 14 759         | 19 927         | 23 118         | 20 718         | 14 947         | 10 000         | 11 980         | 5 900         | 6 288          | 133 310          |
| PIDIE                                  | 5 576                   | 15 085         | 21 576         | 25 070         | 19 462         | 21 084         | 17 680         | 14 699         | 11 277        | 15 000         | 166 509          |
| BIREUEN                                | 5 846                   | 15 254         | 20 129         | 28 189         | 18 570         | 17 930         | 15 070         | 13 297         | 8 204         | 12 682         | 155 171          |
| ACEH UTARA                             | 6 606                   | 17 276         | 29 222         | 24 817         | 27 419         | 22 837         | 21 406         | 16 978         | 8 892         | 15 138         | 190 591          |
| ACEH BARAT DAYA                        | 1 123                   | 4 640          | 6 996          | 6 227          | 6 650          | 6 126          | 5 257          | 3 317          | 1 529         | 2 161          | 44 026           |
| GAYO LUES                              | 2 348                   | 4 231          | 4 829          | 8 393          | 5 063          | 4 548          | 3 569          | 2 168          | 847           | 2 577          | 38 573           |
| ACEH TAMIANG                           | 4 006                   | 11 132         | 14 556         | 16 832         | 13 598         | 13 129         | 8 161          | 11 068         | 4 273         | 7 477          | 104 232          |
| NAGAN RAYA                             | 925                     | 4 574          | 8 923          | 8 371          | 6 932          | 8 603          | 5 389          | 5 674          | 2 454         | 4 646          | 56 491           |
| ACEH JAYA                              | 604                     | 3 124          | 4 769          | 5 267          | 3 419          | 6 044          | 3 950          | 1 874          | 1 344         | 2 324          | 32 719           |
| BENER MERIAH                           | 2 111                   | 4 708          | 8 286          | 12 744         | 8 631          | 7 505          | 4 997          | 4 578          | 2 448         | 4 935          | 60 943           |
| PIDIE JAYA                             | 2 691                   | 5 514          | 7 271          | 8 120          | 8 496          | 6 086          | 5 384          | 4 845          | 2 426         | 5 402          | 56 235           |
| KOTA BANDA ACEH                        | 2 043                   | 11 970         | 18 698         | 14 372         | 12 144         | 11 484         | 6 537          | 7 971          | 2 467         | 3 258          | 90 944           |
| KOTA SABANG                            | 123                     | 981            | 1 903          | 2 147          | 1 669          | 1 418          | 1 017          | 915            | 382           | 672            | 11 227           |
| KOTA LANGSA                            | 2 149                   | 6 378          | 6 932          | 8 443          | 8 048          | 7 623          | 6 577          | 3 727          | 3 438         | 2 522          | 55 837           |
| KOTA LHOKSEUMAWÉ                       | 773                     | 5 161          | 8 630          | 11 147         | 8 133          | 7 512          | 5 245          | 6 127          | 3 039         | 3 037          | 58 804           |
| KOTA SUBULUSSALAM                      | 861                     | 2 510          | 3 015          | 4 890          | 2 886          | 3 246          | 2 100          | 1 411          | 964           | 1 071          | 22 954           |
| <b>JUMLAH<br/>TOTAL</b>                | <b>67 848</b>           | <b>178 903</b> | <b>253 283</b> | <b>296 460</b> | <b>244 526</b> | <b>228 448</b> | <b>173 349</b> | <b>153 628</b> | <b>83 314</b> | <b>118 788</b> | <b>1 798 547</b> |

TABEL  
TABLE 22.2

PENDUDUK ACEH BERUMUR 15 TAHUN KE ATAS YANG BEKERJA SELAMA SEMINGGU YANG LALU MENURUT KABUPATEN/KOTA DAN GOLONGAN UMUR  
NANGROE ACEH DARUSSALAM POPULATION 15 YEARS OF AGE AND OVER WHO WORKED DURING THE PREVIOUS WEEK  
BY REGENCY/MUNICIPALITY AND AGE GROUP  
(AGUSTUS/AUGUST 2012)

| KABUPATEN/KOTA<br>REGENCY/MUNICIPALITY | GOLONGAN UMUR/AGE GROUP |               |               |               |               |               |               |               |               |               | JUMLAH<br>TOTAL |
|--|-------------------------|---------------|---------------|---------------|---------------|---------------|---------------|---------------|---------------|---------------|-----------------|
|  | 15 - 19                 | 20 - 24       | 25 - 29       | 30 - 34       | 35 - 39       | 40 - 44       | 45 - 49       | 50 - 54       | 55 - 59       | 60 +          |                 |
|  | (1)                     | (2)           | (3)           | (4)           | (5)           | (6)           | (7)           | (8)           | (9)           | (10)          |                 |
| SIMEULUE                               | 114                     | 516           | 1 139         | 987           | 1 060         | 589           | 720           | 264           | 104           | 391           | 5 884           |
| ACEH SINGKIL                           | 410                     | 550           | 1 827         | 1 190         | 1 378         | 1 007         | 973           | 431           | 265           | 384           | 8 415           |
| ACEH SELATAN                           | 364                     | 588           | 1 439         | 1 598         | 1 819         | 1 853         | 1 496         | 944           | 591           | 375           | 11 067          |
| ACEH TENGGARA                          | 244                     | 744           | 1 866         | 2 403         | 1 852         | 1 783         | 1 239         | 1 026         | 596           | 804           | 12 557          |
| ACEH TIMUR                             | 809                     | 1 346         | 1 906         | 2 376         | 2 015         | 1 651         | 1 579         | 724           | 894           | 763           | 14 063          |
| ACEH TENGAH                            | 744                     | 2 415         | 3 018         | 4 148         | 3 249         | 2 590         | 1 830         | 1 488         | 411           | 2 030         | 21 923          |
| ACEH BARAT                             | 536                     | 2 388         | 2 590         | 3 738         | 2 712         | 3 521         | 1 840         | 1 954         | 675           | 623           | 20 577          |
| ACEH BESAR                             | 573                     | 4 559         | 6 708         | 4 617         | 5 261         | 4 574         | 2 380         | 3 220         | 1 714         | 993           | 34 599          |
| PIDIE                                  | 254                     | 1 615         | 3 240         | 3 126         | 2 508         | 4 105         | 2 186         | 2 461         | 1 472         | 1 713         | 22 680          |
| BIREUEN                                | 280                     | 3 424         | 4 574         | 5 623         | 4 514         | 4 406         | 3 893         | 3 003         | 2 302         | 1 563         | 33 582          |
| ACEH UTARA                             | 1 206                   | 3 951         | 5 812         | 3 497         | 5 502         | 3 398         | 4 856         | 2 422         | 1 584         | 1 972         | 34 200          |
| ACEH BARAT DAYA                        | 231                     | 894           | 1 206         | 1 328         | 1 522         | 910           | 944           | 816           | 362           | 403           | 8 616           |
| GAYO LUES                              | 402                     | 345           | 954           | 1 268         | 905           | 548           | 653           | 410           | 114           | 298           | 5 897           |
| ACEH TAMIANG                           | 640                     | 2 952         | 4 236         | 5 176         | 3 762         | 5 299         | 2 783         | 3 001         | 1 341         | 2 285         | 31 475          |
| NAGAN RAYA                             | 213                     | 918           | 665           | 1 307         | 845           | 895           | 676           | 628           | 398           | 303           | 6 848           |
| ACEH JAYA                              | -                       | 114           | 390           | 380           | 176           | 416           | 208           | 84            | 78            | 236           | 2 082           |
| BENER MERIAH                           | 437                     | 662           | 1 576         | 2 249         | 1 776         | 1 499         | 1 226         | 790           | 574           | 982           | 11 771          |
| PIDIE JAYA                             | -                       | 429           | 508           | 342           | 638           | 537           | 324           | 364           | 258           | 360           | 3 760           |
| KOTA BANDA ACEH                        | 2 043                   | 11 970        | 18 698        | 14 372        | 12 144        | 11 484        | 6 537         | 7 971         | 2 467         | 3 258         | 90 944          |
| KOTA SABANG                            | -                       | 628           | 1 015         | 1 495         | 973           | 962           | 618           | 560           | 214           | 491           | 6 956           |
| KOTA LANGSA                            | 1 769                   | 5 402         | 5 995         | 7 130         | 6 912         | 6 272         | 5 625         | 2 862         | 2 967         | 2 054         | 46 988          |
| KOTA LHOKEUMAWA                        | 136                     | 3 484         | 6 586         | 8 787         | 6 343         | 5 616         | 4 281         | 4 704         | 2 810         | 2 225         | 44 972          |
| KOTA SUBULUSSALAM                      | 125                     | 554           | 476           | 952           | 486           | 513           | 583           | 138           | 145           | 143           | 4 115           |
| <b>JUMLAH<br/>TOTAL</b>                | <b>11 530</b>           | <b>50 448</b> | <b>76 424</b> | <b>78 089</b> | <b>68 352</b> | <b>64 428</b> | <b>47 450</b> | <b>40 265</b> | <b>22 336</b> | <b>24 649</b> | <b>483 971</b>  |

TABEL  
TABLE 22.3

PENDUDUK ACEH BERUMUR 15 TAHUN KE ATAS YANG BEKERJA SELAMA SEMINGGU YANG LALU MENURUT KABUPATEN/KOTA DAN GOLONGAN UMUR  
NANGROE ACEH DARUSSALAM POPULATION 15 YEARS OF AGE AND OVER WHO WORKED DURING THE PREVIOUS WEEK  
BY REGENCY/MUNICIPALITY AND AGE GROUP  
(AGUSTUS/AUGUST 2012)

| KABUPATEN/KOTA<br>REGENCY/MUNICIPALITY | GOLONGAN UMUR/AGE GROUP |                |                |                |                |                |                |                |               |               | JUMLAH<br>TOTAL  |
|--|-------------------------|----------------|----------------|----------------|----------------|----------------|----------------|----------------|---------------|---------------|------------------|
|  | 15 - 19                 | 20 - 24        | 25 - 29        | 30 - 34        | 35 - 39        | 40 - 44        | 45 - 49        | 50 - 54        | 55 - 59       | 60 +          |                  |
|  | (1)                     | (2)            | (3)            | (4)            | (5)            | (6)            | (7)            | (8)            | (9)           | (10)          |                  |
| SIMEULUE                               | 828                     | 2 106          | 3 532          | 4 730          | 4 412          | 2 963          | 2 275          | 1 704          | 1 032         | 1 190         | 24 772           |
| ACEH SINGKIL                           | 458                     | 4 300          | 5 810          | 4 482          | 4 083          | 2 919          | 1 690          | 3 007          | 778           | 1 428         | 28 955           |
| ACEH SELATAN                           | 4 528                   | 6 868          | 7 730          | 10 362         | 10 670         | 8 346          | 7 230          | 7 389          | 3 732         | 6 216         | 73 071           |
| ACEH TENGGARA                          | 3 320                   | 3 296          | 6 829          | 10 836         | 8 587          | 7 265          | 5 896          | 6 463          | 2 894         | 3 762         | 59 148           |
| ACEH TIMUR                             | 9 158                   | 15 918         | 15 624         | 21 228         | 15 637         | 17 179         | 12 964         | 10 041         | 5 616         | 6 571         | 129 936          |
| ACEH TENGAH                            | 1 683                   | 6 267          | 6 627          | 12 638         | 8 208          | 8 416          | 6 823          | 3 904          | 3 692         | 2 422         | 60 680           |
| ACEH BARAT                             | 1 194                   | 4 304          | 7 684          | 7 597          | 7 006          | 8 244          | 4 455          | 3 660          | 2 150         | 2 639         | 48 933           |
| ACEH BESAR                             | 5 100                   | 10 200         | 13 219         | 18 501         | 15 457         | 10 373         | 7 620          | 8 760          | 4 186         | 5 295         | 98 711           |
| PIDIE                                  | 5 322                   | 13 470         | 18 336         | 21 944         | 16 954         | 16 979         | 15 494         | 12 238         | 9 805         | 13 287        | 143 829          |
| BIREUEN                                | 5 566                   | 11 830         | 15 555         | 22 566         | 14 056         | 13 524         | 11 177         | 10 294         | 5 902         | 11 119        | 121 589          |
| ACEH UTARA                             | 5 400                   | 13 325         | 23 410         | 21 320         | 21 917         | 19 439         | 16 550         | 14 556         | 7 308         | 13 166        | 156 391          |
| ACEH BARAT DAYA                        | 892                     | 3 746          | 5 790          | 4 899          | 5 128          | 5 216          | 4 313          | 2 501          | 1 167         | 1 758         | 35 410           |
| GAYO LUES                              | 1 946                   | 3 886          | 3 875          | 7 125          | 4 158          | 4 000          | 2 916          | 1 758          | 733           | 2 279         | 32 676           |
| ACEH TAMIANG                           | 3 366                   | 8 180          | 10 320         | 11 656         | 9 836          | 7 830          | 5 378          | 8 067          | 2 932         | 5 192         | 72 757           |
| NAGAN RAYA                             | 712                     | 3 656          | 8 258          | 7 064          | 6 087          | 7 708          | 4 713          | 5 046          | 2 056         | 4 343         | 49 643           |
| ACEH JAYA                              | 604                     | 3 010          | 4 379          | 4 887          | 3 243          | 5 628          | 3 742          | 1 790          | 1 266         | 2 088         | 30 637           |
| BENER MERIAH                           | 1 674                   | 4 046          | 6 710          | 10 495         | 6 855          | 6 006          | 3 771          | 3 788          | 1 874         | 3 953         | 49 172           |
| PIDIE JAYA                             | 2 691                   | 5 085          | 6 763          | 7 778          | 7 858          | 5 549          | 5 060          | 4 481          | 2 168         | 5 042         | 52 475           |
| KOTA BANDA ACEH                        |                         |                |                |                |                |                |                |                |               |               |                  |
| KOTA SABANG                            | 123                     | 353            | 888            | 652            | 696            | 456            | 399            | 355            | 168           | 181           | 4 271            |
| KOTA LANGSA                            | 380                     | 976            | 937            | 1 313          | 1 136          | 1 351          | 952            | 865            | 471           | 468           | 8 849            |
| KOTA LHOKSEUMAWA                       | 637                     | 1 677          | 2 044          | 2 360          | 1 790          | 1 896          | 964            | 1 423          | 229           | 812           | 13 832           |
| KOTA SUBULUSSALAM                      | 736                     | 1 956          | 2 539          | 3 938          | 2 400          | 2 733          | 1 517          | 1 273          | 819           | 928           | 18 839           |
| <b>JUMLAH<br/>TOTAL</b>                | <b>56 318</b>           | <b>128 455</b> | <b>176 859</b> | <b>218 371</b> | <b>176 174</b> | <b>164 020</b> | <b>125 899</b> | <b>113 363</b> | <b>60 978</b> | <b>94 139</b> | <b>1 314 576</b> |

TABEL  
TABLE 22.4

PENDUDUK ACEH BERUMUR 15 TAHUN KE ATAS YANG BEKERJA SELAMA SEMINGGU YANG LALU MENURUT KABUPATEN/KOTA DAN GOLONGAN UMUR  
NANGROE ACEH DARUSSALAM POPULATION 15 YEARS OF AGE AND OVER WHO WORKED DURING THE PREVIOUS WEEK  
BY REGENCY/MUNICIPALITY AND AGE GROUP  
(AGUSTUS/AUGUST 2012)

| KABUPATEN/KOTA<br>REGENCY/MUNICIPALITY | GOLONGAN UMUR/AGE GROUP |                |                |                |                |                |                |               |               |               | JUMLAH<br>TOTAL  |
|--|-------------------------|----------------|----------------|----------------|----------------|----------------|----------------|---------------|---------------|---------------|------------------|
|  | 15 - 19                 | 20 - 24        | 25 - 29        | 30 - 34        | 35 - 39        | 40 - 44        | 45 - 49        | 50 - 54       | 55 - 59       | 60 +          |                  |
|  | (1)                     | (2)            | (3)            | (4)            | (5)            | (6)            | (7)            | (8)           | (9)           | (10)          |                  |
| SIMEULUE                               | 450                     | 1 752          | 3 351          | 3 891          | 3 356          | 2 529          | 2 181          | 1 602         | 908           | 1 092         | 21 112           |
| ACEH SINGKIL                           | 512                     | 4 138          | 5 122          | 4 071          | 3 486          | 3 071          | 1 729          | 2 192         | 735           | 1 432         | 26 488           |
| ACEH SELATAN                           | 3 968                   | 3 984          | 6 254          | 7 406          | 8 227          | 6 329          | 5 136          | 5 088         | 2 859         | 4 623         | 53 874           |
| ACEH TENGGARA                          | 1 764                   | 2 751          | 5 313          | 7 509          | 5 984          | 5 364          | 4 455          | 3 465         | 2 294         | 2 216         | 41 115           |
| ACEH TIMUR                             | 6 698                   | 11 354         | 11 803         | 17 770         | 11 787         | 11 423         | 8 645          | 6 785         | 4 344         | 5 197         | 95 806           |
| ACEH TENGAH                            | 1 911                   | 4 773          | 5 885          | 10 286         | 6 424          | 7 232          | 5 206          | 2 794         | 2 255         | 3 308         | 50 074           |
| ACEH BARAT                             | 1 537                   | 4 218          | 7 886          | 7 949          | 5 614          | 8 432          | 4 525          | 4 210         | 1 991         | 2 231         | 48 593           |
| ACEH BESAR                             | 4 293                   | 10 305         | 13 435         | 15 705         | 14 901         | 8 965          | 6 260          | 8 876         | 3 926         | 4 190         | 90 856           |
| PIDIE                                  | 3 432                   | 8 780          | 12 708         | 14 666         | 11 904         | 11 301         | 9 386          | 7 861         | 6 549         | 8 912         | 95 499           |
| BIREUEN                                | 4 086                   | 10 198         | 12 704         | 17 915         | 12 595         | 10 810         | 9 714          | 7 989         | 6 032         | 8 198         | 100 241          |
| ACEH UTARA                             | 4 544                   | 11 360         | 19 540         | 15 361         | 18 550         | 12 996         | 12 910         | 9 662         | 6 378         | 9 267         | 120 568          |
| ACEH BARAT DAYA                        | 873                     | 3 535          | 5 107          | 4 547          | 4 380          | 4 808          | 3 989          | 2 263         | 1 263         | 2 061         | 32 826           |
| GAYO LUES                              | 1 492                   | 2 625          | 2 460          | 5 215          | 2 813          | 2 713          | 2 210          | 1 112         | 492           | 1 504         | 22 636           |
| ACEH TAMIANG                           | 3 052                   | 9 332          | 11 000         | 10 576         | 9 104          | 8 401          | 5 478          | 7 207         | 3 021         | 5 592         | 72 763           |
| NAGAN RAYA                             | 757                     | 2 880          | 6 889          | 5 300          | 4 592          | 6 130          | 3 531          | 3 407         | 1 740         | 3 468         | 38 694           |
| ACEH JAYA                              | 505                     | 2 134          | 3 325          | 4 255          | 2 140          | 4 251          | 2 670          | 1 294         | 864           | 1 665         | 23 103           |
| BENER MERIAH                           | 1 240                   | 2 744          | 3 842          | 8 512          | 4 368          | 4 987          | 3 185          | 2 313         | 1 256         | 2 853         | 35 300           |
| PIDIE JAYA                             | 1 620                   | 3 726          | 4 132          | 5 844          | 5 408          | 3 237          | 3 100          | 2 705         | 1 362         | 4 048         | 35 182           |
| KOTA BANDA ACEH                        | 1 074                   | 6 802          | 11 224         | 10 736         | 9 072          | 6 300          | 4 692          | 4 896         | 1 035         | 2 900         | 58 731           |
| KOTA SABANG                            | 123                     | 615            | 1 324          | 1 357          | 1 180          | 1 034          | 719            | 716           | 306           | 583           | 7 957            |
| KOTA LANGSA                            | 1 743                   | 4 171          | 4 780          | 5 971          | 5 544          | 4 664          | 3 924          | 2 601         | 2 040         | 1 873         | 37 311           |
| KOTA LHOKSEUMAWA                       | 773                     | 3 675          | 5 124          | 8 421          | 5 818          | 5 472          | 3 455          | 4 759         | 2 286         | 2 651         | 42 434           |
| KOTA SUBULUSSALAM                      | 631                     | 1 528          | 2 236          | 3 332          | 2 057          | 1 960          | 1 445          | 861           | 743           | 796           | 15 589           |
| <b>JUMLAH<br/>TOTAL</b>                | <b>47 078</b>           | <b>117 380</b> | <b>165 444</b> | <b>196 595</b> | <b>159 304</b> | <b>142 409</b> | <b>108 545</b> | <b>94 658</b> | <b>54 679</b> | <b>80 660</b> | <b>1 166 752</b> |

TABEL  
TABLE 22.5

PENDUDUK ACEH BERUMUR 15 TAHUN KE ATAS YANG BEKERJA SELAMA SEMINGGU YANG LALU MENURUT KABUPATEN/KOTA DAN GOLONGAN UMUR  
NANGROE ACEH DARUSSALAM POPULATION 15 YEARS OF AGE AND OVER WHO WORKED DURING THE PREVIOUS WEEK  
BY REGENCY/MUNICIPALITY AND AGE GROUP  
(AGUSTUS/AUGUST 2012)

| KABUPATEN/KOTA<br>REGENCY/MUNICIPALITY | GOLONGAN UMUR/AGE GROUP |               |               |               |               |               |               |               |               |               | JUMLAH<br>TOTAL |
|--|-------------------------|---------------|---------------|---------------|---------------|---------------|---------------|---------------|---------------|---------------|-----------------|
|  | 15 - 19                 | 20 - 24       | 25 - 29       | 30 - 34       | 35 - 39       | 40 - 44       | 45 - 49       | 50 - 54       | 55 - 59       | 60 +          |                 |
|  | (1)                     | (2)           | (3)           | (4)           | (5)           | (6)           | (7)           | (8)           | (9)           | (10)          |                 |
| SIMEULUE                               | 492                     | 870           | 1 320         | 1 826         | 2 116         | 1 023         | 814           | 366           | 228           | 489           | 9 544           |
| ACEH SINGKIL                           | 356                     | 712           | 2 515         | 1 601         | 1 975         | 855           | 934           | 1 246         | 308           | 380           | 10 882          |
| ACEH SELATAN                           | 924                     | 3 472         | 2 915         | 4 554         | 4 262         | 3 870         | 3 590         | 3 245         | 1 464         | 1 968         | 30 264          |
| ACEH TENGGARA                          | 1 800                   | 1 289         | 3 382         | 5 730         | 4 455         | 3 684         | 2 680         | 4 024         | 1 196         | 2 350         | 30 590          |
| ACEH TIMUR                             | 3 269                   | 5 910         | 5 727         | 5 834         | 5 865         | 7 407         | 5 898         | 3 980         | 2 166         | 2 137         | 48 193          |
| ACEH TENGAH                            | 516                     | 3 909         | 3 760         | 6 500         | 5 033         | 3 774         | 3 447         | 2 598         | 1 848         | 1 144         | 32 529          |
| ACEH BARAT                             | 193                     | 2 474         | 2 388         | 3 386         | 4 104         | 3 333         | 1 770         | 1 404         | 834           | 1 031         | 20 917          |
| ACEH BESAR                             | 1 380                   | 4 454         | 6 492         | 7 413         | 5 817         | 5 982         | 3 740         | 3 104         | 1 974         | 2 098         | 42 454          |
| PIDIE                                  | 2 144                   | 6 305         | 8 868         | 10 404        | 7 558         | 9 783         | 8 294         | 6 838         | 4 728         | 6 088         | 71 010          |
| BIREUEN                                | 1 760                   | 5 056         | 7 425         | 10 274        | 5 975         | 7 120         | 5 356         | 5 308         | 2 172         | 4 484         | 54 930          |
| ACEH UTARA                             | 2 062                   | 5 916         | 9 682         | 9 456         | 8 869         | 9 841         | 8 496         | 7 316         | 2 514         | 5 871         | 70 023          |
| ACEH BARAT DAYA                        | 250                     | 1 105         | 1 889         | 1 680         | 2 270         | 1 318         | 1 268         | 1 054         | 266           | 100           | 11 200          |
| GAYO LUES                              | 856                     | 1 606         | 2 369         | 3 178         | 2 250         | 1 835         | 1 359         | 1 056         | 355           | 1 073         | 15 937          |
| ACEH TAMIANG                           | 954                     | 1 800         | 3 556         | 6 256         | 4 494         | 4 728         | 2 683         | 3 861         | 1 252         | 1 885         | 31 469          |
| NAGAN RAYA                             | 168                     | 1 694         | 2 034         | 3 071         | 2 340         | 2 473         | 1 858         | 2 267         | 714           | 1 178         | 17 797          |
| ACEH JAYA                              | 99                      | 990           | 1 444         | 1 012         | 1 279         | 1 793         | 1 280         | 580           | 480           | 659           | 9 616           |
| BENER MERIAH                           | 871                     | 1 964         | 4 444         | 4 232         | 4 263         | 2 518         | 1 812         | 2 265         | 1 192         | 2 082         | 25 643          |
| PIDIE JAYA                             | 1 071                   | 1 788         | 3 139         | 2 276         | 3 088         | 2 849         | 2 284         | 2 140         | 1 064         | 1 354         | 21 053          |
| KOTA BANDA ACEH                        | 969                     | 5 168         | 7 474         | 3 636         | 3 072         | 5 184         | 1 845         | 3 075         | 1 432         | 358           | 32 213          |
| KOTA SABANG                            | -                       | 366           | 579           | 790           | 489           | 384           | 298           | 199           | 76            | 89            | 3 270           |
| KOTA LANGSA                            | 406                     | 2 207         | 2 152         | 2 472         | 2 504         | 2 959         | 2 653         | 1 126         | 1 398         | 649           | 18 526          |
| KOTA LHOKSEUMAWA                       | -                       | 1 486         | 3 506         | 2 726         | 2 315         | 2 040         | 1 790         | 1 368         | 753           | 386           | 16 370          |
| KOTA SUBULUSSALAM                      | 230                     | 982           | 779           | 1 558         | 829           | 1 286         | 655           | 550           | 221           | 275           | 7 365           |
| <b>JUMLAH<br/>TOTAL</b>                | <b>20 770</b>           | <b>61 523</b> | <b>87 839</b> | <b>99 865</b> | <b>85 222</b> | <b>86 039</b> | <b>64 804</b> | <b>58 970</b> | <b>28 635</b> | <b>38 128</b> | <b>631 795</b>  |

PENDUDUK ACEH BERUMUR 15 TAHUN KE ATAS YANG BEKERJA SELAMA SEMINGGU YANG LALU MENURUT KABUPATEN/KOTA DAN PENDIDIKAN TERTINGGI YANG DITAMATKAN

TABEL  
TABLE 23.1

ACEH POPULATION 15 YEARS OF AGE AND OVER WHO WORKED DURING THE PREVIOUS WEEK  
BY REGENCY/MUNICIPALITY AND EDUCATIONAL ATTAINMENT  
(AGUSTUS/AUGUST 2012)

PERKOTAAN+PERDESAAN /URBAN+RURAL

LAKI-LAKI+PEREMPUAN / MALE+FEMALE

| KABUPATEN/KOTA<br>REGENCY/MUNICIPALITY | TIDAK/BLM<br>PERNAH SEKOLAH<br>NOT ATTENDING<br>SCHOOL | TIDAK/BLM TAMAT SD<br>DID NOT<br>COMPLETE/NOT YET<br>COMPLETED PRIMARY<br>SCHOOL | PENDIDIKAN TERTINGGI YANG DITAMATKAN/<br>EDUCATIONAL ATTAINMENT |                                  |   |                                |               | DIPLOMA<br>I/II/III<br>AKADEMI<br>DIPLOMA<br>I/II/III<br>ACADEMY | DIPLOMA<br>IV/UNIVERSITAS<br>DIPLOMA<br>IV/UNIVERSITY | JUMLAH<br>TOTAL |
|--|--|--|---|----------------------------------|---|--------------------------------|---------------|--|---|-----------------|
|  |  |  | SEKOLAH<br>DASAR<br>PRIMARY<br>SCHOOL                           | S L T P<br>JUNIOR HIGH<br>SCHOOL | SLTA<br>SENIOR HIGH SCHOOL<br>UMUM<br>GENERAL | SLTA<br>KEJURUAN<br>VOCATIONAL |               |  |   |                 |
| (1)                                    | (2)  | (3)  | (4)   | (5)                              | (6)   | (7)                            | (8)           | (9)  | (10)  |                 |
| SIMEULUE                               | 710  | 2 658  | 8 060   | 6 065                            | 8 875   | 1 151                          | 2 027         | 1 110  | 30 656  |                 |
| ACEH SINGKIL                           | 3 380  | 8 577  | 9 084   | 4 767                            | 8 028   | 812                            | 1 186         | 1 536  | 37 370  |                 |
| ACEH SELATAN                           | 4 200  | 8 216  | 21 390  | 18 121                           | 19 411  | 1 513                          | 5 723         | 5 564  | 84 138  |                 |
| ACEH TENGGARA                          | 1 641  | 4 264  | 14 133  | 17 252                           | 22 446  | 1 736                          | 3 951         | 6 282  | 71 705  |                 |
| ACEH TIMUR                             | 1 214  | 16 587   | 48 355  | 40 156                           | 28 545  | 1 579                          | 3 849         | 3 714  | 143 999   |                 |
| ACEH TENGAH                            | 511  | 10 050   | 13 754  | 15 252                           | 26 535  | 4 861                          | 4 991         | 6 649  | 82 603  |                 |
| ACEH BARAT                             | 4 454  | 5 432  | 19 503  | 13 714                           | 14 522  | 4 024                          | 3 609         | 4 252  | 69 510  |                 |
| ACEH BESAR                             | 2 616  | 7 957  | 25 901  | 27 119                           | 39 225  | 4 138                          | 7 352         | 19 002   | 133 310   |                 |
| PIDIE                                  | 10 856   | 13 369   | 36 607  | 47 620                           | 37 376  | 4 242                          | 7 914         | 8 525  | 166 509   |                 |
| BIREUEN                                | 253  | 8 866  | 49 474  | 43 046                           | 31 554  | 4 981                          | 7 494         | 9 503  | 155 171   |                 |
| ACEH UTARA                             | 3 684  | 25 838   | 53 007  | 40 944                           | 44 873  | 6 383                          | 8 355         | 7 507  | 190 591   |                 |
| ACEH BARAT DAYA                        | 1 169  | 3 854  | 15 148  | 8 389                            | 9 580   | 1 014                          | 2 743         | 2 129  | 44 026  |                 |
| GAYO LUES                              | 2 270  | 7 496  | 7 437   | 7 919                            | 8 412   | 523                            | 2 131         | 2 385  | 38 573  |                 |
| ACEH TAMIANG                           | 2 205  | 11 951   | 35 019  | 21 887                           | 19 621  | 6 589                          | 3 052         | 3 908  | 104 232   |                 |
| NAGAN RAYA                             | 4 152  | 5 529  | 14 113  | 13 812                           | 14 225  | 588                            | 2 580         | 1 492  | 56 491  |                 |
| ACEH JAYA                              | 1 414  | 4 450  | 8 585   | 7 825                            | 5 676   | 793                            | 2 212         | 1 764  | 32 719  |                 |
| BENER MERIAH                           | 1 332  | 8 194  | 10 549  | 17 251                           | 14 431  | 2 335                          | 3 106         | 3 745  | 60 943  |                 |
| PIDIE JAYA                             | 1 020  | 8 259  | 12 804  | 16 236                           | 12 122  | 1 418                          | 1 981         | 2 395  | 56 235  |                 |
| KOTA BANDA ACEH                        | -  | 3 221  | 4 358   | 10 494                           | 28 187  | 8 815                          | 7 888         | 27 981   | 90 944  |                 |
| KOTA SABANG                            | 51   | 486  | 1 252   | 2 096                            | 3 737   | 1 120                          | 709           | 1 776  | 11 227  |                 |
| KOTA LANGSA                            | 176  | 6 414  | 9 015   | 10 527                           | 13 571  | 8 078                          | 2 224         | 5 832  | 55 837  |                 |
| KOTA LHOKEUMAWE                        | 630  | 4 412  | 13 630  | 11 320                           | 16 273  | 3 420                          | 3 736         | 5 383  | 58 804  |                 |
| KOTA SUBULUSSALAM                      | 3 309  | 4 286  | 5 412   | 2 854                            | 4 239   | 320                            | 912           | 1 622  | 22 954  |                 |
| <b>JUMLAH<br/>TOTAL</b>                | <b>51 247</b>  | <b>180 366</b>   | <b>436 590</b>  | <b>404 666</b>                   | <b>431 464</b>                                | <b>70 433</b>                  | <b>89 725</b> | <b>134 056</b>   | <b>1 798 547</b>                                      |                 |

PENDUDUK ACEH BERUMUR 15 TAHUN KE ATAS YANG BEKERJA SELAMA SEMINGGU YANG LALU MENURUT KABUPATEN/KOTA DAN PENDIDIKAN TERTINGGI YANG DITAMATKAN

TABEL  
TABLE 23.2

ACEH POPULATION 15 YEARS OF AGE AND OVER WHO WORKED DURING THE PREVIOUS WEEK  
BY REGENCY/MUNICIPALITY AND EDUCATIONAL ATTAINMENT  
(AGUSTUS/AUGUST 2012)

PERKOTAAN /URBAN

LAKI-LAKI+PEREMPUAN / MALE+FEMALE

| KABUPATEN/KOTA<br>REGENCY/MUNICIPALITY | TIDAK/BLM<br>PERNAH SEKOLAH<br>NOT ATTENDING<br>SCHOOL | TIDAK/BLM TAMAT SD<br>DID NOT<br>COMPLETE/NOT YET<br>COMPLETED PRIMARY<br>SCHOOL | PENDIDIKAN TERTINGGI YANG DITAMATKAN/<br>EDUCATIONAL ATTAINMENT |                                  |  |                        |  |   | JUMLAH<br>TOTAL |
|--|--|--|---|----------------------------------|--|------------------------|--|---|-----------------|
|  |  |  | SEKOLAH<br>DASAR<br>PRIMARY<br>SCHOOL                           | S L T P<br>JUNIOR HIGH<br>SCHOOL | S L T A<br>SENIOR HIGH SCHOOL<br>UMUM<br>GENERAL | KEJURUAN<br>VOCATIONAL | DIPLOMA<br>I/II/III<br>AKADEMI<br>DIPLOMA<br>I/II/III<br>ACADEMY | DIPLOMA<br>IV/UNIVERSITAS<br>DIPLOMA<br>IV/UNIVERSITY |                 |
| (1)                                    | (2)  | (3)  | (4)   | (5)                              | (6)  | (7)                    | (8)  | (9)   | (10)            |
| SIMEULUE                               | 52   | 247  | 570   | 1 244                            | 1 805  | 731                    | 569  | 666   | 5 884           |
| ACEH SINGKIL                           | 246  | 930  | 2 777   | 938                              | 1 935  | 735                    | 473  | 381   | 8 415           |
| ACEH SELATAN                           | 56   | 171  | 889   | 1 614                            | 4 298  | 927                    | 1 362  | 1 750   | 11 067          |
| ACEH TENGGARA                          | 107  | 242  | 1 502   | 2 320                            | 5 555  | 226                    | 947  | 1 658   | 12 557          |
| ACEH TIMUR                             | 78   | 1 457  | 3 221   | 3 897                            | 4 172  | 350                    | 343  | 545   | 14 063          |
| ACEH TENGAH                            | -  | 1 197  | 2 705   | 3 906                            | 7 363  | 1 716                  | 1 937  | 3 099   | 21 923          |
| ACEH BARAT                             | 219  | 912  | 3 248   | 2 216                            | 7 556  | 1 637                  | 1 803  | 2 986   | 20 577          |
| ACEH BESAR                             | 169  | 1 339  | 4 535   | 6 734                            | 10 626   | 1 148                  | 4 165  | 5 883   | 34 599          |
| PIDIE                                  | -  | 1 750  | 3 361   | 4 874                            | 6 724  | 1 641                  | 954  | 3 376   | 22 680          |
| BIREUEN                                | -  | 762  | 7 185   | 6 873                            | 9 379  | 3 129                  | 2 911  | 3 343   | 33 582          |
| ACEH UTARA                             | 669  | 1 894  | 6 199   | 7 406                            | 12 259   | 813                    | 2 652  | 2 308   | 34 200          |
| ACEH BARAT DAYA                        | -  | 172  | 1 492   | 1 927                            | 3 212  | 320                    | 737  | 756   | 8 616           |
| GAYO LUES                              | 89   | 203  | 331   | 834                              | 2 963  | 111                    | 428  | 938   | 5 897           |
| ACEH TAMIANG                           | 109  | 1 341  | 6 309   | 7 700                            | 9 053  | 3 428                  | 1 626  | 1 909   | 31 475          |
| NAGAN RAYA                             | 344  | 1 372  | 1 297   | 1 528                            | 1 302  | 151                    | 262  | 592   | 6 848           |
| ACEH JAYA                              | -  | 183  | 259   | 566                              | 767  | -                      | 239  | 68  | 2 082           |
| BENER MERIAH                           | 412  | 878  | 1 028   | 2 189                            | 4 332  | 613                    | 837  | 1 482   | 11 771          |
| PIDIE JAYA                             | 42   | 407  | 250   | 874                              | 1 277  | 125                    | 415  | 370   | 3 760           |
| KOTA BANDA ACEH                        | -  | 3 221  | 4 358   | 10 494                           | 28 187   | 8 815                  | 7 888  | 27 981  | 90 944          |
| KOTA SABANG                            | 51   | 159  | 464   | 1 183                            | 2 680  | 763                    | 390  | 1 266   | 6 956           |
| KOTA LANGSA                            | 111  | 4 982  | 6 680   | 8 924                            | 11 577   | 7 529                  | 1 989  | 5 196   | 46 988          |
| KOTA LHOKSEUMAWE                       | 247  | 2 551  | 8 719   | 7 797                            | 14 296   | 3 001                  | 3 570  | 4 791   | 44 972          |
| KOTA SUBULUSSALAM                      | 92   | 1 083  | 573   | 318                              | 1 230  | 56                     | 205  | 558   | 4 115           |
| <b>JUMLAH<br/>TOTAL</b>                | <b>3 093</b>   | <b>27 453</b>  | <b>67 952</b>   | <b>86 356</b>                    | <b>152 548</b>                                   | <b>37 965</b>          | <b>36 702</b>  | <b>71 902</b>   | <b>483 971</b>  |



PENDUDUK ACEH BERUMUR 15 TAHUN KE ATAS YANG BEKERJA SELAMA SEMINGGU YANG LALU MENURUT KABUPATEN/KOTA DAN PENDIDIKAN TERTINGGI YANG DITAMATKAN

TABEL  
TABLE 23.3

ACEH POPULATION 15 YEARS OF AGE AND OVER WHO WORKED DURING THE PREVIOUS WEEK  
BY REGENCY/MUNICIPALITY AND EDUCATIONAL ATTAINMENT  
(AGUSTUS/AUGUST 2012)

PERDESAAN / RURAL

LAKI-LAKI+PEREMPUAN / MALE+FEMALE

| KABUPATEN/KOTA<br>REGENCY/MUNICIPALITY | TIDAK/BLM<br>PERNAH SEKOLAH<br>NOT ATTENDING<br>SCHOOL | TIDAK/BLM TAMAT SD<br>DID NOT<br>COMPLETE/NOT YET<br>COMPLETED PRIMARY<br>SCHOOL | PENDIDIKAN TERTINGGI YANG DITAMATKAN/<br>EDUCATIONAL ATTAINMENT |                                  |  |               |  |   | JUMLAH<br>TOTAL  |
|--|--|--|---|----------------------------------|--|---------------|--|---|------------------|
|  |  |  | SEKOLAH<br>DASAR<br>PRIMARY<br>SCHOOL                           | S L T P<br>JUNIOR HIGH<br>SCHOOL | S L T A<br>SENIOR HIGH SCHOOL<br>UMUM<br>GENERAL |               | DIPLOMA<br>I/II/III<br>AKADEMI<br>DIPLOMA<br>I/II/III<br>ACADEMY | DIPLOMA<br>IV/UNIVERSITAS<br>DIPLOMA<br>IV/UNIVERSITY |                  |
| (1)                                    | (2)  | (3)  | (4)   | (5)                              | (6)  | (7)           | (8)  | (9)   | (10)             |
| SIMEULUE                               | 658  | 2 411  | 7 490   | 4 821                            | 7 070  | 420           | 1 458  | 444   | 24 772           |
| ACEH SINGKIL                           | 3 134  | 7 647  | 6 307   | 3 829                            | 6 093  | 77            | 713  | 1 155   | 28 955           |
| ACEH SELATAN                           | 4 144  | 8 045  | 20 501  | 16 507                           | 15 113   | 586           | 4 361  | 3 814   | 73 071           |
| ACEH TENGGARA                          | 1 534  | 4 022  | 12 631  | 14 932                           | 16 891   | 1 510         | 3 004  | 4 624   | 59 148           |
| ACEH TIMUR                             | 1 136  | 15 130   | 45 134  | 36 259                           | 24 373   | 1 229         | 3 506  | 3 169   | 129 936          |
| ACEH TENGAH                            | 511  | 8 853  | 11 049  | 11 346                           | 19 172   | 3 145         | 3 054  | 3 550   | 60 680           |
| ACEH BARAT                             | 4 235  | 4 520  | 16 255  | 11 498                           | 6 966  | 2 387         | 1 806  | 1 266   | 48 933           |
| ACEH BESAR                             | 2 447  | 6 618  | 21 366  | 20 385                           | 28 599   | 2 990         | 3 187  | 13 119  | 98 711           |
| PIDIE                                  | 10 856   | 11 619   | 33 246  | 42 746                           | 30 652   | 2 601         | 6 960  | 5 149   | 143 829          |
| BIREUEN                                | 253  | 8 104  | 42 289  | 36 173                           | 22 175   | 1 852         | 4 583  | 6 160   | 121 589          |
| ACEH UTARA                             | 3 015  | 23 944   | 46 808  | 33 538                           | 32 614   | 5 570         | 5 703  | 5 199   | 156 391          |
| ACEH BARAT DAYA                        | 1 169  | 3 682  | 13 656  | 6 462                            | 6 368  | 694           | 2 006  | 1 373   | 35 410           |
| GAYO LUES                              | 2 181  | 7 293  | 7 106   | 7 085                            | 5 449  | 412           | 1 703  | 1 447   | 32 676           |
| ACEH TAMIANG                           | 2 096  | 10 610   | 28 710  | 14 187                           | 10 568   | 3 161         | 1 426  | 1 999   | 72 757           |
| NAGAN RAYA                             | 3 808  | 4 157  | 12 816  | 12 284                           | 12 923   | 437           | 2 318  | 900   | 49 643           |
| ACEH JAYA                              | 1 414  | 4 267  | 8 326   | 7 259                            | 4 909  | 793           | 1 973  | 1 696   | 30 637           |
| BENER MERIAH                           | 920  | 7 316  | 9 521   | 15 062                           | 10 099   | 1 722         | 2 269  | 2 263   | 49 172           |
| PIDIE JAYA                             | 978  | 7 852  | 12 554  | 15 362                           | 10 845   | 1 293         | 1 566  | 2 025   | 52 475           |
| KOTA BANDA ACEH                        | -  | -  | -   | -                                | -  | -             | -  | -   | -                |
| KOTA SABANG                            | -  | 327  | 788   | 913                              | 1 057  | 357           | 319  | 510   | 4 271            |
| KOTA LANGSA                            | 65   | 1 432  | 2 335   | 1 603                            | 1 994  | 549           | 235  | 636   | 8 849            |
| KOTA LHOKEUMAWE                        | 383  | 1 861  | 4 911   | 3 523                            | 1 977  | 419           | 166  | 592   | 13 832           |
| KOTA SUBULUSSALAM                      | 3 217  | 3 203  | 4 839   | 2 536                            | 3 009  | 264           | 707  | 1 064   | 18 839           |
| <b>JUMLAH<br/>TOTAL</b>                | <b>48 154</b>  | <b>152 913</b>   | <b>368 638</b>  | <b>318 310</b>                   | <b>278 916</b>                                   | <b>32 468</b> | <b>53 023</b>  | <b>62 154</b>   | <b>1 314 576</b> |

PENDUDUK ACEH BERUMUR 15 TAHUN KE ATAS YANG BEKERJA SELAMA SEMINGGU YANG LALU MENURUT KABUPATEN/KOTA DAN PENDIDIKAN TERTINGGI YANG DITAMATKAN

TABEL  
TABLE 23.4

ACEH POPULATION 15 YEARS OF AGE AND OVER WHO WORKED DURING THE PREVIOUS WEEK  
BY REGENCY/MUNICIPALITY AND EDUCATIONAL ATTAINMENT  
(AGUSTUS/AUGUST 2012)

PERKOTAAN+PERDESAAN /URBAN+RURAL

LAKI-LAKI / MALE

| KABUPATEN/KOTA<br>REGENCY/MUNICIPALITY | TIDAK/BLM<br>PERNAH SEKOLAH<br>NOT ATTENDING<br>SCHOOL | TIDAK/BLM TAMAT SD<br>DID NOT<br>COMPLETE/NOT YET<br>COMPLETED PRIMARY<br>SCHOOL | PENDIDIKAN TERTINGGI YANG DITAMATKAN/<br>EDUCATIONAL ATTAINMENT |                                  |  |               |                        |  | JUMLAH<br>TOTAL  |
|--|--|--|---|----------------------------------|--|---------------|------------------------|--|------------------|
|  |  |  | SEKOLAH<br>DASAR<br>PRIMARY<br>SCHOOL                           | S L T P<br>JUNIOR HIGH<br>SCHOOL | S L T A<br>SENIOR HIGH SCHOOL<br>UMUM<br>GENERAL |               | KEJURUAN<br>VOCATIONAL | DIPLOMA<br>I/II/III<br>AKADEMI<br>DIPLOMA<br>I/II/III<br>ACADEMY |                  |
| (1)                                    | (2)  | (3)  | (4)   | (5)                              | (6)  | (7)           | (8)                    | (9)  | (10)             |
| SIMEULUE                               | 472  | 2 037  | 4 871   | 4 454                            | 6 625  | 784           | 1 149                  | 720  | 21 112           |
| ACEH SINGKIL                           | 1 814  | 5 000  | 6 250   | 3 870                            | 6 896  | 682           | 812                    | 1 164  | 26 488           |
| ACEH SELATAN                           | 1 642  | 5 340  | 13 320  | 13 283                           | 14 130   | 1 128         | 1 904                  | 3 127  | 53 874           |
| ACEH TENGGARA                          | 532  | 2 246  | 7 107   | 9 836                            | 15 396   | 1 250         | 1 444                  | 3 304  | 41 115           |
| ACEH TIMUR                             | 578  | 11 233   | 31 604  | 27 731                           | 19 935   | 1 187         | 1 837                  | 1 701  | 95 806           |
| ACEH TENGAH                            | 181  | 5 548  | 8 125   | 10 921                           | 17 847   | 2 953         | 978                    | 3 521  | 50 074           |
| ACEH BARAT                             | 2 346  | 3 418  | 13 832  | 10 407                           | 11 535   | 3 327         | 1 594                  | 2 134  | 48 593           |
| ACEH BESAR                             | 2 042  | 5 565  | 19 414  | 20 315                           | 30 480   | 2 799         | 2 874                  | 7 367  | 90 856           |
| PIDIE                                  | 3 732  | 7 584  | 21 067  | 28 059                           | 25 878   | 2 803         | 2 684                  | 3 692  | 95 499           |
| BIREUEN                                | -  | 5 336  | 31 220  | 32 328                           | 22 330   | 2 953         | 3 389                  | 2 685  | 100 241          |
| ACEH UTARA                             | 1 011  | 14 530   | 30 736  | 27 830                           | 37 021   | 3 706         | 3 127                  | 2 607  | 120 568          |
| ACEH BARAT DAYA                        | 557  | 2 896  | 12 615  | 6 926                            | 7 344  | 449           | 1 058                  | 981  | 32 826           |
| GAYO LUES                              | 824  | 3 481  | 3 908   | 5 567                            | 5 668  | 442           | 1 064                  | 1 682  | 22 636           |
| ACEH TAMIANG                           | 1 026  | 7 769  | 25 220  | 15 931                           | 14 628   | 5 435         | 671                    | 2 083  | 72 763           |
| NAGAN RAYA                             | 2 096  | 3 022  | 9 534   | 10 693                           | 11 091   | 287           | 1 228                  | 743  | 38 694           |
| ACEH JAYA                              | 883  | 3 076  | 5 592   | 6 506                            | 4 902  | 599           | 630                    | 915  | 23 103           |
| BENER MERIAH                           | 424  | 3 601  | 6 923   | 10 554                           | 10 162   | 872           | 984                    | 1 780  | 35 300           |
| PIDIE JAYA                             | -  | 5 126  | 8 341   | 10 736                           | 8 452  | 809           | 565                    | 1 153  | 35 182           |
| KOTA BANDA ACEH                        | -  | 2 459  | 3 068   | 6 161                            | 21 125   | 6 542         | 2 896                  | 16 480   | 58 731           |
| KOTA SABANG                            | -  | 375  | 1 107   | 1 799                            | 2 616  | 816           | 303                    | 941  | 7 957            |
| KOTA LANGSA                            | 28   | 4 038  | 5 281   | 7 325                            | 10 123   | 6 524         | 593                    | 3 399  | 37 311           |
| KOTA LHOKEUMAWE                        | 235  | 2 609  | 9 886   | 9 017                            | 13 921   | 2 357         | 1 484                  | 2 925  | 42 434           |
| KOTA SUBULUSSALAM                      | 1 624  | 2 721  | 4 064   | 2 300                            | 3 381  | 229           | 293                    | 977  | 15 589           |
| <b>JUMLAH<br/>TOTAL</b>                | <b>22 047</b>  | <b>109 010</b>   | <b>283 085</b>  | <b>282 549</b>                   | <b>321 486</b>                                   | <b>48 933</b> | <b>33 561</b>          | <b>66 081</b>  | <b>1 166 752</b> |

PENDUDUK ACEH BERUMUR 15 TAHUN KE ATAS YANG BEKERJA SELAMA SEMINGGU YANG LALU MENURUT KABUPATEN/KOTA DAN PENDIDIKAN TERTINGGI YANG DITAMATKAN

TABEL  
TABLE 23.5

ACEH POPULATION 15 YEARS OF AGE AND OVER WHO WORKED DURING THE PREVIOUS WEEK  
BY REGENCY/MUNICIPALITY AND EDUCATIONAL ATTAINMENT  
(AGUSTUS/AUGUST 2012)

PERKOTAAN+PERDESAAN /URBAN+RURAL

PEREMPUAN / FEMALE

| KABUPATEN/KOTA<br>REGENCY/MUNICIPALITY | TIDAK/BLM<br>PERNAH SEKOLAH<br>NOT ATTENDING<br>SCHOOL | TIDAK/BLM TAMAT SD<br>DID NOT<br>COMPLETE/NOT YET<br>COMPLETED PRIMARY<br>SCHOOL | PENDIDIKAN TERTINGGI YANG DITAMATKAN/<br>EDUCATIONAL ATTAINMENT |                                  |  |                        |  |   | JUMLAH<br>TOTAL |
|--|--|--|---|----------------------------------|--|------------------------|--|---|-----------------|
|  |  |  | SEKOLAH<br>DASAR<br>PRIMARY<br>SCHOOL                           | S L T P<br>JUNIOR HIGH<br>SCHOOL | S L T A<br>SENIOR HIGH SCHOOL<br>UMUM<br>GENERAL | KEJURUAN<br>VOCATIONAL | DIPLOMA<br>I/II/III<br>AKADEMI<br>DIPLOMA<br>I/II/III<br>ACADEMY | DIPLOMA<br>IV/UNIVERSITAS<br>DIPLOMA<br>IV/UNIVERSITY |                 |
| (1)                                    | (2)  | (3)  | (4)   | (5)                              | (6)  | (7)                    | (8)  | (9)   | (10)            |
| SIMEULUE                               | 238  | 621  | 3 189   | 1 611                            | 2 250  | 367                    | 878  | 390   | 9 544           |
| ACEH SINGKIL                           | 1 566  | 3 577  | 2 834   | 897                              | 1 132  | 130                    | 374  | 372   | 10 882          |
| ACEH SELATAN                           | 2 558  | 2 876  | 8 070   | 4 838                            | 5 281  | 385                    | 3 819  | 2 437   | 30 264          |
| ACEH TENGGARA                          | 1 109  | 2 018  | 7 026   | 7 416                            | 7 050  | 486                    | 2 507  | 2 978   | 30 590          |
| ACEH TIMUR                             | 636  | 5 354  | 16 751  | 12 425                           | 8 610  | 392                    | 2 012  | 2 013   | 48 193          |
| ACEH TENGAH                            | 330  | 4 502  | 5 629   | 4 331                            | 8 688  | 1 908                  | 4 013  | 3 128   | 32 529          |
| ACEH BARAT                             | 2 108  | 2 014  | 5 671   | 3 307                            | 2 987  | 697                    | 2 015  | 2 118   | 20 917          |
| ACEH BESAR                             | 574  | 2 392  | 6 487   | 6 804                            | 8 745  | 1 339                  | 4 478  | 11 635  | 42 454          |
| PIDIE                                  | 7 124  | 5 785  | 15 540  | 19 561                           | 11 498   | 1 439                  | 5 230  | 4 833   | 71 010          |
| BIREUEN                                | 253  | 3 530  | 18 254  | 10 718                           | 9 224  | 2 028                  | 4 105  | 6 818   | 54 930          |
| ACEH UTARA                             | 2 673  | 11 308   | 22 271  | 13 114                           | 7 852  | 2 677                  | 5 228  | 4 900   | 70 023          |
| ACEH BARAT DAYA                        | 612  | 958  | 2 533   | 1 463                            | 2 236  | 565                    | 1 685  | 1 148   | 11 200          |
| GAYO LUES                              | 1 446  | 4 015  | 3 529   | 2 352                            | 2 744  | 81                     | 1 067  | 703   | 15 937          |
| ACEH TAMIANG                           | 1 179  | 4 182  | 9 799   | 5 956                            | 4 993  | 1 154                  | 2 381  | 1 825   | 31 469          |
| NAGAN RAYA                             | 2 056  | 2 507  | 4 579   | 3 119                            | 3 134  | 301                    | 1 352  | 749   | 17 797          |
| ACEH JAYA                              | 531  | 1 374  | 2 993   | 1 319                            | 774  | 194                    | 1 582  | 849   | 9 616           |
| BENER MERIAH                           | 908  | 4 593  | 3 626   | 6 697                            | 4 269  | 1 463                  | 2 122  | 1 965   | 25 643          |
| PIDIE JAYA                             | 1 020  | 3 133  | 4 463   | 5 500                            | 3 670  | 609                    | 1 416  | 1 242   | 21 053          |
| KOTA BANDA ACEH                        | -  | 762  | 1 290   | 4 333                            | 7 062  | 2 273                  | 4 992  | 11 501  | 32 213          |
| KOTA SABANG                            | 51   | 111  | 145   | 297                              | 1 121  | 304                    | 406  | 835   | 3 270           |
| KOTA LANGSA                            | 148  | 2 376  | 3 734   | 3 202                            | 3 448  | 1 554                  | 1 631  | 2 433   | 18 526          |
| KOTA LHOKEUMAWE                        | 395  | 1 803  | 3 744   | 2 303                            | 2 352  | 1 063                  | 2 252  | 2 458   | 16 370          |
| KOTA SUBULUSSALAM                      | 1 685  | 1 565  | 1 348   | 554                              | 858  | 91                     | 619  | 645   | 7 365           |
| <b>JUMLAH<br/>TOTAL</b>                | <b>29 200</b>  | <b>71 356</b>  | <b>153 505</b>  | <b>122 117</b>                   | <b>109 978</b>                                   | <b>21 500</b>          | <b>56 164</b>  | <b>67 975</b>   | <b>631 795</b>  |

PENDUDUK ACEH BERUMUR 15 TAHUN KE ATAS YANG BEKERJA SELAMA SEMINGGU YANG LALU MENURUT KABUPATEN/KOTA DAN LAPANGAN PEKERJAAN UTAMA  
 ACEH POPULATION 15 YEARS OF AGE AND OVER WHO WORKED DURING THE PREVIOUS WEEK  
 BY REGENCY/MUNICIPALITY AND MAIN INDUSTRY  
 (AGUSTUS/AUGUST 2012)

TABEL  
 TABLE 24.1

| KABUPATEN/KOTA<br>REGENCY/MUNICIPALITY | LAPANGAN PEKERJAAN UTAMA/MAIN INDUSTRY*) |               |               |              |                |                |               |               |                | JUMLAH<br>TOTAL  |
|--|--|---------------|---------------|--------------|----------------|----------------|---------------|---------------|----------------|------------------|
|  | 1  | 2             | 3             | 4            | 5              | 6              | 7             | 8             | 9              |                  |
|  | (1)                                      | (2)           | (3)           | (4)          | (5)            | (6)            | (7)           | (8)           | (9)            |                  |
| SIMEULUE                               | 17 436                                   | -             | 506           | -            | 2 608          | 3 586          | 729           | 196           | 5 595          | 30 656           |
| ACEH SINGKIL                           | 20 302                                   | -             | 1 186         | 117          | 2 048          | 4 439          | 2 463         | 54            | 6 761          | 37 370           |
| ACEH SELATAN                           | 42 174                                   | 2 078         | 3 039         | 247          | 5 857          | 7 751          | 2 561         | 694           | 19 737         | 84 138           |
| ACEH TENGGARA                          | 38 303                                   | -             | 407           | -            | 2 978          | 10 203         | 3 999         | 1 269         | 14 546         | 71 705           |
| ACEH TIMUR                             | 82 105                                   | -             | 3 785         | -            | 10 058         | 23 209         | 5 780         | 1 135         | 17 927         | 143 999          |
| ACEH TENGAH                            | 42 581                                   | -             | 1 646         | 144          | 4 347          | 13 278         | 1 849         | 1 369         | 17 389         | 82 603           |
| ACEH BARAT                             | 31 307                                   | 2 240         | 1 286         | 340          | 5 990          | 11 241         | 2 495         | 854           | 13 757         | 69 510           |
| ACEH BESAR                             | 33 135                                   | 815           | 6 598         | 135          | 20 570         | 24 370         | 8 795         | 4 016         | 34 876         | 133 310          |
| PIDIE                                  | 97 256                                   | 1 222         | 6 581         | -            | 11 267         | 22 410         | 4 558         | 370           | 22 845         | 166 509          |
| BIREUEN                                | 65 651                                   | -             | 11 559        | 109          | 13 732         | 28 183         | 5 283         | 1 533         | 29 121         | 155 171          |
| ACEH UTARA                             | 108 053                                  | 1 776         | 6 951         | -            | 7 407          | 32 300         | 7 538         | 1 112         | 25 454         | 190 591          |
| ACEH BARAT DAYA                        | 17 860                                   | 318           | 1 813         | -            | 3 414          | 6 662          | 2 955         | 463           | 10 541         | 44 026           |
| GAYO LUES                              | 25 128                                   | -             | 960           | -            | 1 087          | 4 734          | 480           | 102           | 6 082          | 38 573           |
| ACEH TAMIANG                           | 61 289                                   | 1 283         | 5 638         | 143          | 4 830          | 14 252         | 2 034         | 536           | 14 227         | 104 232          |
| NAGAN RAYA                             | 35 143                                   | 662           | 4 340         | 100          | 2 962          | 4 032          | 1 317         | 186           | 7 749          | 56 491           |
| ACEH JAYA                              | 16 259                                   | 2 061         | 769           | -            | 3 442          | 2 921          | 793           | -             | 6 474          | 32 719           |
| BENER MERIAH                           | 43 941                                   | -             | 1 625         | -            | 1 240          | 5 385          | 626           | 373           | 7 753          | 60 943           |
| PIDIE JAYA                             | 25 438                                   | 879           | 4 852         | -            | 7 584          | 8 298          | 2 537         | 552           | 6 095          | 56 235           |
| KOTA BANDA ACEH                        | 4 042                                    | -             | 4 925         | 854          | 4 965          | 23 153         | 3 739         | 7 327         | 41 939         | 90 944           |
| KOTA SABANG                            | 1 640                                    | 57            | 339           | 278          | 1 325          | 1 575          | 730           | 213           | 5 070          | 11 227           |
| KOTA LANGSA                            | 10 289                                   | -             | 2 899         | 500          | 4 160          | 14 858         | 3 249         | 603           | 19 279         | 55 837           |
| KOTA LHOKEUMAWE                        | 9 853                                    | 611           | 1 603         | 148          | 7 868          | 13 430         | 7 038         | 1 749         | 16 504         | 58 804           |
| KOTA SUBULUSSALAM                      | 13 681                                   | 169           | 537           | 56           | 1 007          | 2 185          | 1 267         | 57            | 3 995          | 22 954           |
| <b>JUMLAH<br/>TOTAL</b>                | <b>842 866</b>                           | <b>14 171</b> | <b>73 844</b> | <b>3 171</b> | <b>130 746</b> | <b>282 455</b> | <b>72 815</b> | <b>24 763</b> | <b>353 716</b> | <b>1 798 547</b> |

CATATAN/NOTE:

\*) 1. PERTANIAN, PERKEBUNAN, KEHUTANAN, PERBURUAN, DAN PERIKANAN 2. PERTAMBANGAN DAN PENGGALIAN 3. INDUSTRI PENGOLAHAN 4. LISTRIK, GAS, DAN AIR MINUM 5. KONSTRUKSI 6. PERDAGANGAN, RUMAH MAKAN, DAN JASA AKOMODASI 7. TRANSPORTASI, PERGUDANGAN, DAN KOMUNIKASI 8. LEMBAGA KEUANGAN, REAL ESTATE, USAHA PERSEWAAN DAN JASA PERUSAHAAN 9. JASA KEMASYARAKATAN, SOSIAL, DAN PERORANGAN

PENDUDUK ACEH BERUMUR 15 TAHUN KE ATAS YANG BEKERJA SELAMA SEMINGGU YANG LALU MENURUT KABUPATEN/KOTA DAN LAPANGAN PEKERJAAN UTAMA  
 ACEH POPULATION 15 YEARS OF AGE AND OVER WHO WORKED DURING THE PREVIOUS WEEK  
 BY REGENCY/MUNICIPALITY AND MAIN INDUSTRY  
 (AGUSTUS/AUGUST 2012)

TABEL  
TABLE 24.2

| KABUPATEN/KOTA<br>REGENCY/MUNICIPALITY | LAPANGAN PEKERJAAN UTAMA/MAIN INDUSTRY*) |              |               |              |               |                |               |               |                | JUMLAH<br>TOTAL |
|--|--|--------------|---------------|--------------|---------------|----------------|---------------|---------------|----------------|-----------------|
|  | 1  | 2            | 3             | 4            | 5             | 6              | 7             | 8             | 9              |                 |
|  | (1)                                      | (2)          | (3)           | (4)          | (5)           | (6)            | (7)           | (8)           | (9)            |                 |
| SIMEULUE                               | 472                                      | -            | 57            | -            | 617           | 1 898          | 339           | 109           | 2 392          | 5 884           |
| ACEH SINGKIL                           | 3 639                                    | -            | 373           | -            | 521           | 1 300          | 965           | 54            | 1 563          | 8 415           |
| ACEH SELATAN                           | 670                                      | 258          | 248           | 247          | 493           | 2 069          | 317           | 472           | 6 293          | 11 067          |
| ACEH TENGGARA                          | 2 484                                    | -            | 128           | -            | 321           | 4 520          | 1 209         | 340           | 3 555          | 12 557          |
| ACEH TIMUR                             | 4 085                                    | -            | 689           | -            | 1 097         | 4 117          | 670           | 367           | 3 038          | 14 063          |
| ACEH TENGAH                            | 3 894                                    | -            | 748           | -            | 520           | 8 655          | 440           | 1 216         | 6 450          | 21 923          |
| ACEH BARAT                             | 1 523                                    | 115          | 248           | 340          | 2 461         | 5 541          | 1 660         | 854           | 7 835          | 20 577          |
| ACEH BESAR                             | 2 741                                    | 195          | 2 240         | 135          | 5 511         | 8 255          | 2 454         | 2 283         | 10 785         | 34 599          |
| PIDIE                                  | 3 473                                    | -            | 1 619         | -            | 1 580         | 6 279          | 1 842         | 114           | 7 773          | 22 680          |
| BIREUEN                                | 6 688                                    | -            | 1 194         | 109          | 3 088         | 7 676          | 2 266         | 398           | 12 163         | 33 582          |
| ACEH UTARA                             | 5 916                                    | 1 470        | 1 799         | -            | 1 232         | 14 973         | 1 687         | 234           | 6 889          | 34 200          |
| ACEH BARAT DAYA                        | 1 296                                    | -            | 196           | -            | 374           | 2 543          | 974           | 102           | 3 131          | 8 616           |
| GAYO LUES                              | 1 051                                    | -            | -             | -            | 118           | 2 487          | 204           | 102           | 1 935          | 5 897           |
| ACEH TAMIANG                           | 10 642                                   | 715          | 2 498         | 143          | 1 563         | 9 044          | 688           | 536           | 5 646          | 31 475          |
| NAGAN RAYA                             | 1 335                                    | -            | 2 241         | 100          | 255           | 1 073          | 497           | -             | 1 347          | 6 848           |
| ACEH JAYA                              | 759                                      | -            | 89            | -            | 312           | 480            | 29            | -             | 413            | 2 082           |
| BENER MERIAH                           | 4 410                                    | -            | 262           | -            | 397           | 3 230          | 157           | 208           | 3 107          | 11 771          |
| PIDIE JAYA                             | 748                                      | -            | 192           | -            | 323           | 1 182          | 130           | 44            | 1 141          | 3 760           |
| KOTA BANDA ACEH                        | 4 042                                    | -            | 4 925         | 854          | 4 965         | 23 153         | 3 739         | 7 327         | 41 939         | 90 944          |
| KOTA SABANG                            | 396                                      | -            | 290           | 221          | 683           | 1 075          | 488           | 171           | 3 632          | 6 956           |
| KOTA LANGSA                            | 7 628                                    | -            | 2 281         | 500          | 3 376         | 12 780         | 2 780         | 544           | 17 099         | 46 988          |
| KOTA LHOKSEUMAWE                       | 3 132                                    | 431          | 685           | 148          | 6 016         | 11 839         | 6 353         | 1 595         | 14 773         | 44 972          |
| KOTA SUBULUSSALAM                      | 983                                      | 58           | 159           | 56           | 384           | 724            | 442           | -             | 1 309          | 4 115           |
| <b>JUMLAH<br/>TOTAL</b>                | <b>72 007</b>                            | <b>3 242</b> | <b>23 161</b> | <b>2 853</b> | <b>36 207</b> | <b>134 893</b> | <b>30 330</b> | <b>17 070</b> | <b>164 208</b> | <b>483 971</b>  |

CATATAN/NOTE:

\*) 1. PERTANIAN, PERKEBUNAN, KEHUTANAN, PERBURUAN, DAN PERIKANAN 2. PERTAMBANGAN DAN PENGGALIAN 3. INDUSTRI PENGOLAHAN 4. LISTRIK, GAS, DAN AIR MINUM 5. KONSTRUKSI 6. PERDAGANGAN, RUMAH MAKAN, DAN JASA AKOMODASI 7. TRANSPORTASI, PERGUDANGAN, DAN KOMUNIKASI 8. LEMBAGA KEUANGAN, REAL ESTATE, USAHA PERSEWAAN DAN JASA PERUSAHAAN 9. JASA KEMASYARAKATAN, SOSIAL, DAN PERORANGAN

PENDUDUK ACEH BERUMUR 15 TAHUN KE ATAS YANG BEKERJA SELAMA SEMINGGU YANG LALU MENURUT KABUPATEN/KOTA DAN LAPANGAN PEKERJAAN UTAMA  
 ACEH POPULATION 15 YEARS OF AGE AND OVER WHO WORKED DURING THE PREVIOUS WEEK  
 BY REGENCY/MUNICIPALITY AND MAIN INDUSTRY  
 (AGUSTUS/AUGUST 2012)

TABEL  
TABLE 24.3

| KABUPATEN/KOTA<br>REGENCY/MUNICIPALITY | LAPANGAN PEKERJAAN UTAMA/MAIN INDUSTRY*) |               |               |            |               |                |               |              |                | JUMLAH<br>TOTAL  |
|--|--|---------------|---------------|------------|---------------|----------------|---------------|--------------|----------------|------------------|
|  | 1  | 2             | 3             | 4          | 5             | 6              | 7             | 8            | 9              |                  |
|  | (1)                                      | (2)           | (3)           | (4)        | (5)           | (6)            | (7)           | (8)          | (9)            |                  |
| SIMEULUE                               | 16 964                                   | -             | 449           | -          | 1 991         | 1 688          | 390           | 87           | 3 203          | 24 772           |
| ACEH SINGKIL                           | 16 663                                   | -             | 813           | 117        | 1 527         | 3 139          | 1 498         | -            | 5 198          | 28 955           |
| ACEH SELATAN                           | 41 504                                   | 1 820         | 2 791         | -          | 5 364         | 5 682          | 2 244         | 222          | 13 444         | 73 071           |
| ACEH TENGGARA                          | 35 819                                   | -             | 279           | -          | 2 657         | 5 683          | 2 790         | 929          | 10 991         | 59 148           |
| ACEH TIMUR                             | 78 020                                   | -             | 3 096         | -          | 8 961         | 19 092         | 5 110         | 768          | 14 889         | 129 936          |
| ACEH TENGAH                            | 38 687                                   | -             | 898           | 144        | 3 827         | 4 623          | 1 409         | 153          | 10 939         | 60 680           |
| ACEH BARAT                             | 29 784                                   | 2 125         | 1 038         | -          | 3 529         | 5 700          | 835           | -            | 5 922          | 48 933           |
| ACEH BESAR                             | 30 394                                   | 620           | 4 358         | -          | 15 059        | 16 115         | 6 341         | 1 733        | 24 091         | 98 711           |
| PIDIE                                  | 93 783                                   | 1 222         | 4 962         | -          | 9 687         | 16 131         | 2 716         | 256          | 15 072         | 143 829          |
| BIREUEN                                | 58 963                                   | -             | 10 365        | -          | 10 644        | 20 507         | 3 017         | 1 135        | 16 958         | 121 589          |
| ACEH UTARA                             | 102 137                                  | 306           | 5 152         | -          | 6 175         | 17 327         | 5 851         | 878          | 18 565         | 156 391          |
| ACEH BARAT DAYA                        | 16 564                                   | 318           | 1 617         | -          | 3 040         | 4 119          | 1 981         | 361          | 7 410          | 35 410           |
| GAYO LUES                              | 24 077                                   | -             | 960           | -          | 969           | 2 247          | 276           | -            | 4 147          | 32 676           |
| ACEH TAMIANG                           | 50 647                                   | 568           | 3 140         | -          | 3 267         | 5 208          | 1 346         | -            | 8 581          | 72 757           |
| NAGAN RAYA                             | 33 808                                   | 662           | 2 099         | -          | 2 707         | 2 959          | 820           | 186          | 6 402          | 49 643           |
| ACEH JAYA                              | 15 500                                   | 2 061         | 680           | -          | 3 130         | 2 441          | 764           | -            | 6 061          | 30 637           |
| BENER MERIAH                           | 39 531                                   | -             | 1 363         | -          | 843           | 2 155          | 469           | 165          | 4 646          | 49 172           |
| PIDIE JAYA                             | 24 690                                   | 879           | 4 660         | -          | 7 261         | 7 116          | 2 407         | 508          | 4 954          | 52 475           |
| KOTA BANDA ACEH                        | -  | -             | -             | -          | -             | -              | -             | -            | -              | -                |
| KOTA SABANG                            | 1 244                                    | 57            | 49            | 57         | 642           | 500            | 242           | 42           | 1 438          | 4 271            |
| KOTA LANGSA                            | 2 661                                    | -             | 618           | -          | 784           | 2 078          | 469           | 59           | 2 180          | 8 849            |
| KOTA LHOKEUMAWE                        | 6 721                                    | 180           | 918           | -          | 1 852         | 1 591          | 685           | 154          | 1 731          | 13 832           |
| KOTA SUBULUSSALAM                      | 12 698                                   | 111           | 378           | -          | 623           | 1 461          | 825           | 57           | 2 686          | 18 839           |
| <b>JUMLAH<br/>TOTAL</b>                | <b>770 859</b>                           | <b>10 929</b> | <b>50 683</b> | <b>318</b> | <b>94 539</b> | <b>147 562</b> | <b>42 485</b> | <b>7 693</b> | <b>189 508</b> | <b>1 314 576</b> |

CATATAN/NOTE:

\*) 1. PERTANIAN, PERKEBUNAN, KEHUTANAN, PERBURUAN, DAN PERIKANAN 2. PERTAMBANGAN DAN PENGGALIAN 3. INDUSTRI PENGOLAHAN 4. LISTRIK, GAS, DAN AIR MINUM 5. KONSTRUKSI 6. PERDAGANGAN, RUMAH MAKAN, DAN JASA AKOMODASI 7. TRANSPORTASI, PERGUDANGAN, DAN KOMUNIKASI 8. LEMBAGA KEUANGAN, REAL ESTATE, USAHA PERSEWAAN DAN JASA PERUSAHAAN 9. JASA KEMASYARAKATAN, SOSIAL, DAN PERORANGAN

PENDUDUK ACEH BERUMUR 15 TAHUN KE ATAS YANG BEKERJA SELAMA SEMINGGU YANG LALU MENURUT KABUPATEN/KOTA DAN LAPANGAN PEKERJAAN UTAMA  
 ACEH POPULATION 15 YEARS OF AGE AND OVER WHO WORKED DURING THE PREVIOUS WEEK  
 BY REGENCY/MUNICIPALITY AND MAIN INDUSTRY  
 (AGUSTUS/AUGUST 2012)

TABEL  
TABLE 24.4

| KABUPATEN/KOTA<br>REGENCY/MUNICIPALITY | LAPANGAN PEKERJAAN UTAMA/MAIN INDUSTRY*) |               |               |              |                |                |               |               |                | JUMLAH<br>TOTAL  |
|--|--|---------------|---------------|--------------|----------------|----------------|---------------|---------------|----------------|------------------|
|  | 1  | 2             | 3             | 4            | 5              | 6              | 7             | 8             | 9              |                  |
|  | (1)                                      | (2)           | (3)           | (4)          | (5)            | (6)            | (7)           | (8)           | (9)            |                  |
| SIMEULUE                               | 11 554                                   | -             | 335           | -            | 2 482          | 2 231          | 729           | 156           | 3 625          | 21 112           |
| ACEH SINGKIL                           | 14 488                                   | -             | 810           | 117          | 2 048          | 2 061          | 2 463         | 54            | 4 447          | 26 488           |
| ACEH SELATAN                           | 26 722                                   | 1 966         | 1 093         | 247          | 5 857          | 5 178          | 2 561         | 694           | 9 556          | 53 874           |
| ACEH TENGGARA                          | 20 327                                   | -             | 252           | -            | 2 978          | 4 774          | 3 999         | 1 101         | 7 684          | 41 115           |
| ACEH TIMUR                             | 56 743                                   | -             | 1 979         | -            | 10 058         | 11 461         | 5 702         | 1 066         | 8 797          | 95 806           |
| ACEH TENGAH                            | 25 950                                   | -             | 579           | 144          | 4 347          | 7 535          | 1 849         | 883           | 8 787          | 50 074           |
| ACEH BARAT                             | 21 728                                   | 2 240         | 1 286         | 239          | 5 990          | 7 027          | 2 384         | 248           | 7 451          | 48 593           |
| ACEH BESAR                             | 19 993                                   | 815           | 3 553         | 135          | 20 570         | 19 558         | 8 609         | 2 594         | 15 029         | 90 856           |
| PIDIE                                  | 50 823                                   | 1 222         | 1 414         | -            | 11 267         | 15 625         | 4 558         | 114           | 10 476         | 95 499           |
| BIREUEN                                | 46 548                                   | -             | 5 104         | 109          | 13 732         | 16 475         | 5 283         | 1 533         | 11 457         | 100 241          |
| ACEH UTARA                             | 63 378                                   | 1 776         | 5 763         | -            | 7 173          | 22 663         | 7 538         | 528           | 11 749         | 120 568          |
| ACEH BARAT DAYA                        | 15 437                                   | 318           | 1 261         | -            | 3 289          | 3 697          | 2 955         | 209           | 5 660          | 32 826           |
| GAYO LUES                              | 14 387                                   | -             | 703           | -            | 1 087          | 1 983          | 480           | 102           | 3 894          | 22 636           |
| ACEH TAMIANG                           | 44 211                                   | 1 283         | 4 408         | 143          | 4 696          | 8 285          | 2 034         | 244           | 7 459          | 72 763           |
| NAGAN RAYA                             | 24 255                                   | 662           | 2 551         | 100          | 2 962          | 1 948          | 1 317         | 186           | 4 713          | 38 694           |
| ACEH JAYA                              | 11 525                                   | 1 875         | 424           | -            | 3 442          | 1 921          | 793           | -             | 3 123          | 23 103           |
| BENER MERIAH                           | 25 615                                   | -             | 984           | -            | 1 240          | 3 244          | 626           | 314           | 3 277          | 35 300           |
| PIDIE JAYA                             | 14 401                                   | 879           | 1 672         | -            | 7 427          | 5 079          | 2 537         | 224           | 2 963          | 35 182           |
| KOTA BANDA ACEH                        | 4 042                                    | -             | 2 636         | 854          | 4 965          | 15 388         | 3 739         | 4 749         | 22 358         | 58 731           |
| KOTA SABANG                            | 1 569                                    | 57            | 144           | 278          | 1 275          | 841            | 730           | 213           | 2 850          | 7 957            |
| KOTA LANGSA                            | 8 296                                    | -             | 2 241         | 500          | 4 160          | 7 983          | 3 118         | 472           | 10 541         | 37 311           |
| KOTA LHOKSEUMAWE                       | 7 817                                    | 611           | 1 149         | 148          | 7 868          | 8 911          | 6 868         | 1 100         | 7 962          | 42 434           |
| KOTA SUBULUSSALAM                      | 9 405                                    | 169           | 473           | 56           | 1 007          | 831            | 1 267         | -             | 2 381          | 15 589           |
| <b>JUMLAH<br/>TOTAL</b>                | <b>539 214</b>                           | <b>13 873</b> | <b>40 814</b> | <b>3 070</b> | <b>129 920</b> | <b>174 699</b> | <b>72 139</b> | <b>16 784</b> | <b>176 239</b> | <b>1 166 752</b> |

CATATAN/NOTE:

\*) 1. PERTANIAN, PERKEBUNAN, KEHUTANAN, PERBURUAN, DAN PERIKANAN 2. PERTAMBANGAN DAN PENGGALIAN 3. INDUSTRI PENGOLAHAN 4. LISTRIK, GAS, DAN AIR MINUM 5. KONSTRUKSI 6. PERDAGANGAN, RUMAH MAKAN, DAN JASA AKOMODASI 7. TRANSPORTASI, PERGUDANGAN, DAN KOMUNIKASI 8. LEMBAGA KEUANGAN, REAL ESTATE, USAHA PERSEWAAN DAN JASA PERUSAHAAN 9. JASA KEMASYARAKATAN, SOSIAL, DAN PERORANGAN

PENDUDUK ACEH BERUMUR 15 TAHUN KE ATAS YANG BEKERJA SELAMA SEMINGGU YANG LALU MENURUT KABUPATEN/KOTA DAN LAPANGAN PEKERJAAN UTAMA  
 ACEH POPULATION 15 YEARS OF AGE AND OVER WHO WORKED DURING THE PREVIOUS WEEK  
 BY REGENCY/MUNICIPALITY AND MAIN INDUSTRY  
 (AGUSTUS/AUGUST 2012)

TABEL  
TABLE 24.5

| KABUPATEN/KOTA<br>REGENCY/MUNICIPALITY | LAPANGAN PEKERJAAN UTAMA/MAIN INDUSTRY*) |            |               |            |            |                |            |              |                | JUMLAH<br>TOTAL |
|--|--|------------|---------------|------------|------------|----------------|------------|--------------|----------------|-----------------|
|  | 1  | 2          | 3             | 4          | 5          | 6              | 7          | 8            | 9              |                 |
|  | (1)                                      | (2)        | (3)           | (4)        | (5)        | (6)            | (7)        | (8)          | (9)            |                 |
| SIMEULUE                               | 5 882                                    | -          | 171           | -          | 126        | 1 355          | -          | 40           | 1 970          | 9 544           |
| ACEH SINGKIL                           | 5 814                                    | -          | 376           | -          | -          | 2 378          | -          | -            | 2 314          | 10 882          |
| ACEH SELATAN                           | 15 452                                   | 112        | 1 946         | -          | -          | 2 573          | -          | -            | 10 181         | 30 264          |
| ACEH TENGGARA                          | 17 976                                   | -          | 155           | -          | -          | 5 429          | -          | 168          | 6 862          | 30 590          |
| ACEH TIMUR                             | 25 362                                   | -          | 1 806         | -          | -          | 11 748         | 78         | 69           | 9 130          | 48 193          |
| ACEH TENGAH                            | 16 631                                   | -          | 1 067         | -          | -          | 5 743          | -          | 486          | 8 602          | 32 529          |
| ACEH BARAT                             | 9 579                                    | -          | -             | 101        | -          | 4 214          | 111        | 606          | 6 306          | 20 917          |
| ACEH BESAR                             | 13 142                                   | -          | 3 045         | -          | -          | 4 812          | 186        | 1 422        | 19 847         | 42 454          |
| PIDIE                                  | 46 433                                   | -          | 5 167         | -          | -          | 6 785          | -          | 256          | 12 369         | 71 010          |
| BIREUEN                                | 19 103                                   | -          | 6 455         | -          | -          | 11 708         | -          | -            | 17 664         | 54 930          |
| ACEH UTARA                             | 44 675                                   | -          | 1 188         | -          | 234        | 9 637          | -          | 584          | 13 705         | 70 023          |
| ACEH BARAT DAYA                        | 2 423                                    | -          | 552           | -          | 125        | 2 965          | -          | 254          | 4 881          | 11 200          |
| GAYO LUES                              | 10 741                                   | -          | 257           | -          | -          | 2 751          | -          | -            | 2 188          | 15 937          |
| ACEH TAMIANG                           | 17 078                                   | -          | 1 230         | -          | 134        | 5 967          | -          | 292          | 6 768          | 31 469          |
| NAGAN RAYA                             | 10 888                                   | -          | 1 789         | -          | -          | 2 084          | -          | -            | 3 036          | 17 797          |
| ACEH JAYA                              | 4 734                                    | 186        | 345           | -          | -          | 1 000          | -          | -            | 3 351          | 9 616           |
| BENER MERIAH                           | 18 326                                   | -          | 641           | -          | -          | 2 141          | -          | 59           | 4 476          | 25 643          |
| PIDIE JAYA                             | 11 037                                   | -          | 3 180         | -          | 157        | 3 219          | -          | 328          | 3 132          | 21 053          |
| KOTA BANDA ACEH                        | -  | -          | 2 289         | -          | -          | 7 765          | -          | 2 578        | 19 581         | 32 213          |
| KOTA SABANG                            | 71                                       | -          | 195           | -          | 50         | 734            | -          | -            | 2 220          | 3 270           |
| KOTA LANGSA                            | 1 993                                    | -          | 658           | -          | -          | 6 875          | 131        | 131          | 8 738          | 18 526          |
| KOTA LHOKEUMAWE                        | 2 036                                    | -          | 454           | -          | -          | 4 519          | 170        | 649          | 8 542          | 16 370          |
| KOTA SUBULUSSALAM                      | 4 276                                    | -          | 64            | -          | -          | 1 354          | -          | 57           | 1 614          | 7 365           |
| <b>JUMLAH<br/>TOTAL</b>                | <b>303 652</b>                           | <b>298</b> | <b>33 030</b> | <b>101</b> | <b>826</b> | <b>107 756</b> | <b>676</b> | <b>7 979</b> | <b>177 477</b> | <b>631 795</b>  |

CATATAN/NOTE:

\*) 1. PERTANIAN, PERKEBUNAN, KEHUTANAN, PERBURUAN, DAN PERIKANAN 2. PERTAMBANGAN DAN PENGGALIAN 3. INDUSTRI PENGOLAHAN 4. LISTRIK, GAS, DAN AIR MINUM 5. KONSTRUKSI 6. PERDAGANGAN, RUMAH MAKAN, DAN JASA AKOMODASI 7. TRANSPORTASI, PERGUDANGAN, DAN KOMUNIKASI 8. LEMBAGA KEUANGAN, REAL ESTATE, USAHA PERSEWAAN DAN JASA PERUSAHAAN 9. JASA KEMASYARAKATAN, SOSIAL, DAN PERORANGAN



TABEL  
TABLE 25.1

PENDUDUK ACEH BERUMUR 15 TAHUN KE ATAS YANG BEKERJA SELAMA SEMINGGU YANG LALU MENURUT KABUPATEN/KOTA DAN STATUS PEKERJAAN UTAMA  
ACEH POPULATION 15 YEARS OF AGE AND OVER WHO WORKED DURING THE PREVIOUS WEEK  
BY REGENCY/MUNICIPALITY AND MAIN EMPLOYMENT STATUS  
(AGUSTUS/AUGUST 2012)

| KABUPATEN/KOTA<br>REGENCY/MUNICIPALITY | STATUS PEKERJAAN UTAMA/MAIN EMPLOYMENT STATUS*) |                |               |                |               |               |                | JUMLAH<br>TOTAL  |
|--|---|----------------|---------------|----------------|---------------|---------------|----------------|------------------|
|  | 1   | 2              | 3             | 4              | 5             | 6             | 7              |                  |
|  | (1)   | (2)            | (3)           | (4)            | (5)           | (6)           | (7)            |                  |
| SIMEULUE                               | 6 189   | 7 341          | 230           | 8 263          | 357           | 502           | 7 774          | 30 656           |
| ACEH SINGKIL                           | 7 941   | 5 588          | 573           | 14 392         | 2 491         | 2 443         | 3 942          | 37 370           |
| ACEH SELATAN                           | 14 784  | 13 257         | 2 192         | 24 986         | 3 290         | 7 370         | 18 259         | 84 138           |
| ACEH TENGGARA                          | 12 389  | 14 603         | 1 128         | 19 212         | 4 978         | 1 518         | 17 877         | 71 705           |
| ACEH TIMUR                             | 21 978  | 22 535         | 10 266        | 50 938         | 5 969         | 2 853         | 29 460         | 143 999          |
| ACEH TENGAH                            | 13 538  | 23 617         | 1 416         | 20 914         | 202           | 1 609         | 21 307         | 82 603           |
| ACEH BARAT                             | 24 156  | 6 130          | 2 704         | 26 609         | 1 482         | 780           | 7 649          | 69 510           |
| ACEH BESAR                             | 23 016  | 13 038         | 7 519         | 64 312         | 3 401         | 6 773         | 15 251         | 133 310          |
| PIDIE                                  | 19 570  | 40 760         | 7 436         | 34 455         | 18 156        | 7 731         | 38 401         | 166 509          |
| BIREUEN                                | 38 780  | 17 387         | 16 743        | 58 016         | 5 550         | 3 130         | 15 565         | 155 171          |
| ACEH UTARA                             | 36 863  | 38 563         | 12 670        | 54 125         | 11 714        | 3 234         | 33 422         | 190 591          |
| ACEH BARAT DAYA                        | 14 917  | 3 893          | 1 976         | 13 123         | 3 127         | 4 867         | 2 123          | 44 026           |
| GAYO LUES                              | 5 014   | 11 987         | 633           | 7 648          | 820           | 769           | 11 702         | 38 573           |
| ACEH TAMIANG                           | 25 248  | 13 227         | 3 309         | 43 377         | 1 857         | 726           | 16 488         | 104 232          |
| NAGAN RAYA                             | 12 919  | 16 673         | 1 731         | 15 229         | 136           | 856           | 8 947          | 56 491           |
| ACEH JAYA                              | 9 109   | 3 233          | 1 614         | 14 731         | 919           | -             | 3 113          | 32 719           |
| BENER MERIAH                           | 7 301   | 20 865         | 589           | 9 310          | 987           | 804           | 21 087         | 60 943           |
| PIDIE JAYA                             | 8 875   | 10 495         | 4 029         | 18 746         | 3 184         | 1 788         | 9 118          | 56 235           |
| KOTA BANDA ACEH                        | 14 978  | 5 719          | 4 870         | 59 844         | 854           | 1 500         | 3 179          | 90 944           |
| KOTA SABANG                            | 2 247   | 529            | 258           | 7 753          | -             | -             | 440            | 11 227           |
| KOTA LANGSA                            | 11 091  | 3 649          | 1 654         | 32 782         | 850           | 1 694         | 4 117          | 55 837           |
| KOTA LHOKEUMAWE                        | 17 576  | 2 435          | 3 238         | 29 026         | 1 971         | 2 251         | 2 307          | 58 804           |
| KOTA SUBULUSSALAM                      | 5 200   | 2 192          | 1 216         | 7 657          | 3 188         | 1 159         | 2 342          | 22 954           |
| <b>JUMLAH<br/>TOTAL</b>                | <b>353 679</b>                                  | <b>297 716</b> | <b>87 994</b> | <b>635 448</b> | <b>75 483</b> | <b>54 357</b> | <b>293 870</b> | <b>1 798 547</b> |

CATATAN/NOTE:

- \*) 1. BERUSAHA SENDIRI/OWN ACCOUNT WORKER  
 2. BERUSAHA DIBANTU BURUH TIDAK TETAP/BURUH TAK DIBAYAR  
 EMPLOYER ASSISTED BY TEMPORARY WORKER/UNPAID WORKER  
 3. BERUSAHA DIBANTU BURUH TETAP/BURUH DIBAYAR/EMPLOYER ASSISTED BY PERMANENT WORKER  
 4. BURUH/KARYAWAN/PEGAWAI/EMPLOYEE  
 5. PEKERJA BEBAS DI PERTANIAN/CASUAL EMPLOYEE IN AGRICULTURE  
 6. PEKERJA BEBAS DI NON PERTANIAN/CASUAL EMPLOYEE NOT IN AGRICULTURE  
 7. PEKERJA TAK DIBAYAR/UNPAID WORKER

TABEL  
TABLE 25.2

PENDUDUK ACEH BERUMUR 15 TAHUN KE ATAS YANG BEKERJA SELAMA SEMINGGU YANG LALU MENURUT KABUPATEN/KOTA DAN STATUS PEKERJAAN UTAMA  
ACEH POPULATION 15 YEARS OF AGE AND OVER WHO WORKED DURING THE PREVIOUS WEEK  
BY REGENCY/MUNICIPALITY AND MAIN EMPLOYMENT STATUS  
(AGUSTUS/AUGUST 2012)

PERKOTAAN /URBAN

LAKI-LAKI+PEREMPUAN / MALE+FEMALE

| KABUPATEN/KOTA<br>REGENCY/MUNICIPALITY | STATUS PEKERJAAN UTAMA/MAIN EMPLOYMENT STATUS*) |               |               |                |              |               |               | JUMLAH<br>TOTAL |
|--|---|---------------|---------------|----------------|--------------|---------------|---------------|-----------------|
|  | 1   | 2             | 3             | 4              | 5            | 6             | 7             |                 |
| (1)                                    | (2)   | (3)           | (4)           | (5)            | (6)          | (7)           | (8)           | (9)             |
| SIMEULUE                               | 1 152   | 354           | 230           | 3 430          | 203          | 109           | 406           | 5 884           |
| ACEH SINGKIL                           | 753   | 782           | 172           | 5 026          | 590          | 712           | 380           | 8 415           |
| ACEH SELATAN                           | 1 627   | 517           | 595           | 6 652          | 88           | 893           | 695           | 11 067          |
| ACEH TENGGARA                          | 3 937   | 1 671         | 484           | 4 285          | -            | 301           | 1 879         | 12 557          |
| ACEH TIMUR                             | 2 242   | 903           | 1 026         | 8 699          | -            | 158           | 1 035         | 14 063          |
| ACEH TENGAH                            | 3 733   | 4 990         | 866           | 7 935          | -            | 176           | 4 223         | 21 923          |
| ACEH BARAT                             | 3 990   | 1 550         | 1 664         | 11 498         | -            | 488           | 1 387         | 20 577          |
| ACEH BESAR                             | 8 825   | 1 739         | 1 626         | 18 753         | 140          | 1 564         | 1 952         | 34 599          |
| PIDIE                                  | 4 679   | 4 209         | 1 240         | 8 992          | 460          | 1 240         | 1 860         | 22 680          |
| BIREUEN                                | 8 305   | 2 248         | 1 551         | 19 951         | -            | 140           | 1 387         | 33 582          |
| ACEH UTARA                             | 6 326   | 3 661         | 3 728         | 14 294         | 1 052        | 2 227         | 2 912         | 34 200          |
| ACEH BARAT DAYA                        | 2 578   | 542           | 324           | 3 799          | 68           | 742           | 563           | 8 616           |
| GAYO LUES                              | 473   | 1 669         | 167           | 2 329          | -            | -             | 1 259         | 5 897           |
| ACEH TAMIANG                           | 5 867   | 2 424         | 2 040         | 16 499         | 716          | 442           | 3 487         | 31 475          |
| NAGAN RAYA                             | 1 000   | 1 567         | 385           | 2 409          | -            | 192           | 1 295         | 6 848           |
| ACEH JAYA                              | 754   | 144           | 196           | 734            | 141          | -             | 113           | 2 082           |
| BENER MERIAH                           | 2 055   | 2 662         | 302           | 3 503          | 452          | 114           | 2 683         | 11 771          |
| PIDIE JAYA                             | 759   | 462           | 389           | 1 657          | 40           | 94            | 359           | 3 760           |
| KOTA BANDA ACEH                        | 14 978  | 5 719         | 4 870         | 59 844         | 854          | 1 500         | 3 179         | 90 944          |
| KOTA SABANG                            | 936   | 369           | 226           | 5 127          | -            | -             | 298           | 6 956           |
| KOTA LANGSA                            | 9 052   | 2 940         | 1 473         | 28 179         | 805          | 1 493         | 3 046         | 46 988          |
| KOTA LHOKEUMAWA                        | 14 869  | 1 084         | 2 675         | 24 258         | -            | 955           | 1 131         | 44 972          |
| KOTA SUBULUSSALAM                      | 741   | 227           | 222           | 1 856          | 202          | 481           | 386           | 4 115           |
| <b>JUMLAH<br/>TOTAL</b>                | <b>99 631</b>                                   | <b>42 433</b> | <b>26 451</b> | <b>259 709</b> | <b>5 811</b> | <b>14 021</b> | <b>35 915</b> | <b>483 971</b>  |

CATATAN/NOTE:

- \*) 1. BERUSAHA SENDIRI/OWN ACCOUNT WORKER  
 2. BERUSAHA DIBANTU BURUH TIDAK TETAP/BURUH TAK DIBAYAR  
 EMPLOYER ASSISTED BY TEMPORARY WORKER/UNPAID WORKER  
 3. BERUSAHA DIBANTU BURUH TETAP/BURUH DIBAYAR/EMPLOYER ASSISTED BY PERMANENT WORKER  
 4. BURUH/KARYAWAN/PEGAWAI/EMPLOYEE  
 5. PEKERJA BEBAS DI PERTANIAN/CASUAL EMPLOYEE IN AGRICULTURE  
 6. PEKERJA BEBAS DI NON PERTANIAN/CASUAL EMPLOYEE NOT IN AGRICULTURE  
 7. PEKERJA TAK DIBAYAR/UNPAID WORKER

TABEL  
TABLE 25.3

PENDUDUK ACEH BERUMUR 15 TAHUN KE ATAS YANG BEKERJA SELAMA SEMINGGU YANG LALU MENURUT KABUPATEN/KOTA DAN STATUS PEKERJAAN UTAMA  
ACEH POPULATION 15 YEARS OF AGE AND OVER WHO WORKED DURING THE PREVIOUS WEEK  
BY REGENCY/MUNICIPALITY AND MAIN EMPLOYMENT STATUS  
(AGUSTUS/AUGUST 2012)

| KABUPATEN/KOTA<br>REGENCY/MUNICIPALITY | STATUS PEKERJAAN UTAMA/MAIN EMPLOYMENT STATUS*) |                |               |                |               |               |                | JUMLAH<br>TOTAL  |
|--|---|----------------|---------------|----------------|---------------|---------------|----------------|------------------|
|  | 1   | 2              | 3             | 4              | 5             | 6             | 7              |                  |
|  | (1)   | (2)            | (3)           | (4)            | (5)           | (6)           | (7)            |                  |
| SIMEULUE                               | 5 037   | 6 987          | -             | 4 833          | 154           | 393           | 7 368          | 24 772           |
| ACEH SINGKIL                           | 7 188   | 4 806          | 401           | 9 366          | 1 901         | 1 731         | 3 562          | 28 955           |
| ACEH SELATAN                           | 13 157  | 12 740         | 1 597         | 18 334         | 3 202         | 6 477         | 17 564         | 73 071           |
| ACEH TENGGARA                          | 8 452   | 12 932         | 644           | 14 927         | 4 978         | 1 217         | 15 998         | 59 148           |
| ACEH TIMUR                             | 19 736  | 21 632         | 9 240         | 42 239         | 5 969         | 2 695         | 28 425         | 129 936          |
| ACEH TENGAH                            | 9 805   | 18 627         | 550           | 12 979         | 202           | 1 433         | 17 084         | 60 680           |
| ACEH BARAT                             | 20 166  | 4 580          | 1 040         | 15 111         | 1 482         | 292           | 6 262          | 48 933           |
| ACEH BESAR                             | 14 191  | 11 299         | 5 893         | 45 559         | 3 261         | 5 209         | 13 299         | 98 711           |
| PIDIE                                  | 14 891  | 36 551         | 6 196         | 25 463         | 17 696        | 6 491         | 36 541         | 143 829          |
| BIREUEN                                | 30 475  | 15 139         | 15 192        | 38 065         | 5 550         | 2 990         | 14 178         | 121 589          |
| ACEH UTARA                             | 30 537  | 34 902         | 8 942         | 39 831         | 10 662        | 1 007         | 30 510         | 156 391          |
| ACEH BARAT DAYA                        | 12 339  | 3 351          | 1 652         | 9 324          | 3 059         | 4 125         | 1 560          | 35 410           |
| GAYO LUES                              | 4 541   | 10 318         | 466           | 5 319          | 820           | 769           | 10 443         | 32 676           |
| ACEH TAMIANG                           | 19 381  | 10 803         | 1 269         | 26 878         | 1 141         | 284           | 13 001         | 72 757           |
| NAGAN RAYA                             | 11 919  | 15 106         | 1 346         | 12 820         | 136           | 664           | 7 652          | 49 643           |
| ACEH JAYA                              | 8 355   | 3 089          | 1 418         | 13 997         | 778           | -             | 3 000          | 30 637           |
| BENER MERIAH                           | 5 246   | 18 203         | 287           | 5 807          | 535           | 690           | 18 404         | 49 172           |
| PIDIE JAYA                             | 8 116   | 10 033         | 3 640         | 17 089         | 3 144         | 1 694         | 8 759          | 52 475           |
| KOTA BANDA ACEH                        |   |                |               |                |               |               |                |                  |
| KOTA SABANG                            | 1 311   | 160            | 32            | 2 626          | -             | -             | 142            | 4 271            |
| KOTA LANGSA                            | 2 039   | 709            | 181           | 4 603          | 45            | 201           | 1 071          | 8 849            |
| KOTA LHOKEUMAWE                        | 2 707   | 1 351          | 563           | 4 768          | 1 971         | 1 296         | 1 176          | 13 832           |
| KOTA SUBULUSSALAM                      | 4 459   | 1 965          | 994           | 5 801          | 2 986         | 678           | 1 956          | 18 839           |
| <b>JUMLAH<br/>TOTAL</b>                | <b>254 048</b>                                  | <b>255 283</b> | <b>61 543</b> | <b>375 739</b> | <b>69 672</b> | <b>40 336</b> | <b>257 955</b> | <b>1 314 576</b> |

CATATAN/NOTE:

- \*) 1. BERUSAHA SENDIRI/OWN ACCOUNT WORKER  
 2. BERUSAHA DIBANTU BURUH TIDAK TETAP/BURUH TAK DIBAYAR  
 EMPLOYER ASSISTED BY TEMPORARY WORKER/UNPAID WORKER  
 3. BERUSAHA DIBANTU BURUH TETAP/BURUH DIBAYAR/EMPLOYER ASSISTED BY PERMANENT WORKER  
 4. BURUH/KARYAWAN/PEGAWAI/EMPLOYEE  
 5. PEKERJA BEBAS DI PERTANIAN/CASUAL EMPLOYEE IN AGRICULTURE  
 6. PEKERJA BEBAS DI NON PERTANIAN/CASUAL EMPLOYEE NOT IN AGRICULTURE  
 7. PEKERJA TAK DIBAYAR/UNPAID WORKER

TABEL  
TABLE 25.4

PENDUDUK ACEH BERUMUR 15 TAHUN KE ATAS YANG BEKERJA SELAMA SEMINGGU YANG LALU MENURUT KABUPATEN/KOTA DAN STATUS PEKERJAAN UTAMA  
ACEH POPULATION 15 YEARS OF AGE AND OVER WHO WORKED DURING THE PREVIOUS WEEK  
BY REGENCY/MUNICIPALITY AND MAIN EMPLOYMENT STATUS  
(AGUSTUS/AUGUST 2012)

| KABUPATEN/KOTA<br>REGENCY/MUNICIPALITY | STATUS PEKERJAAN UTAMA/MAIN EMPLOYMENT STATUS*) |                |               |                |               |               |               | JUMLAH<br>TOTAL  |
|--|---|----------------|---------------|----------------|---------------|---------------|---------------|------------------|
|  | 1   | 2              | 3             | 4              | 5             | 6             | 7             |                  |
|  | (1)   | (2)            | (3)           | (4)            | (5)           | (6)           | (7)           |                  |
| SIMEULUE                               | 5 656   | 6 854          | 230           | 5 935          | 357           | 462           | 1 618         | 21 112           |
| ACEH SINGKIL                           | 5 409   | 5 273          | 507           | 10 682         | 1 861         | 2 098         | 658           | 26 488           |
| ACEH SELATAN                           | 10 885  | 10 949         | 1 980         | 15 607         | 2 608         | 6 059         | 5 786         | 53 874           |
| ACEH TENGGARA                          | 7 971   | 12 749         | 685           | 12 204         | 1 963         | 916           | 4 627         | 41 115           |
| ACEH TIMUR                             | 16 441  | 15 525         | 8 759         | 40 844         | 4 292         | 2 853         | 7 092         | 95 806           |
| ACEH TENGAH                            | 9 478   | 20 531         | 1 288         | 12 732         | -             | 1 609         | 4 436         | 50 074           |
| ACEH BARAT                             | 18 493  | 5 121          | 2 489         | 19 495         | 900           | 780           | 1 315         | 48 593           |
| ACEH BESAR                             | 17 525  | 9 107          | 6 998         | 42 527         | 2 963         | 6 497         | 5 239         | 90 856           |
| PIDIE                                  | 13 524  | 31 423         | 7 180         | 21 481         | 7 085         | 4 782         | 10 024        | 95 499           |
| BIREUEN                                | 27 763  | 12 892         | 14 392        | 34 412         | 4 028         | 2 132         | 4 622         | 100 241          |
| ACEH UTARA                             | 26 800  | 26 398         | 8 768         | 37 379         | 9 131         | 2 445         | 9 647         | 120 568          |
| ACEH BARAT DAYA                        | 12 141  | 2 906          | 1 857         | 8 879          | 2 515         | 4 190         | 338           | 32 826           |
| GAYO LUES                              | 3 263   | 9 731          | 538           | 5 379          | 191           | 769           | 2 765         | 22 636           |
| ACEH TAMIANG                           | 18 412  | 9 903          | 2 739         | 34 914         | 1 062         | 726           | 5 007         | 72 763           |
| NAGAN RAYA                             | 9 765   | 14 013         | 1 256         | 10 494         | 136           | 737           | 2 293         | 38 694           |
| ACEH JAYA                              | 7 377   | 2 610          | 1 536         | 10 581         | 566           | -             | 433           | 23 103           |
| BENER MERIAH                           | 4 941   | 18 981         | 527           | 4 881          | 359           | 516           | 5 095         | 35 300           |
| PIDIE JAYA                             | 5 365   | 8 826          | 3 051         | 13 688         | 714           | 1 460         | 2 078         | 35 182           |
| KOTA BANDA ACEH                        | 9 599   | 4 736          | 4 476         | 37 602         | 854           | 1 106         | 358           | 58 731           |
| KOTA SABANG                            | 1 777   | 411            | 217           | 5 508          | -             | -             | 44            | 7 957            |
| KOTA LANGSA                            | 7 912   | 2 510          | 1 383         | 22 464         | 739           | 1 324         | 979           | 37 311           |
| KOTA LHOKEUMAWE                        | 13 843  | 2 020          | 3 238         | 19 517         | 1 525         | 1 845         | 446           | 42 434           |
| KOTA SUBULUSSALAM                      | 3 511   | 1 446          | 1 124         | 5 451          | 2 443         | 1 088         | 526           | 15 589           |
| <b>JUMLAH<br/>TOTAL</b>                | <b>257 851</b>                                  | <b>234 915</b> | <b>75 218</b> | <b>432 656</b> | <b>46 292</b> | <b>44 394</b> | <b>75 426</b> | <b>1 166 752</b> |

CATATAN/NOTE:

- \*) 1. BERUSAHA SENDIRI/OWN ACCOUNT WORKER  
 2. BERUSAHA DIBANTU BURUH TIDAK TETAP/BURUH TAK DIBAYAR  
 EMPLOYER ASSISTED BY TEMPORARY WORKER/UNPAID WORKER  
 3. BERUSAHA DIBANTU BURUH TETAP/BURUH DIBAYAR/EMPLOYER ASSISTED BY PERMANENT WORKER  
 4. BURUH/KARYAWAN/PEGAWAI/EMPLOYEE  
 5. PEKERJA BEBAS DI PERTANIAN/CASUAL EMPLOYEE IN AGRICULTURE  
 6. PEKERJA BEBAS DI NON PERTANIAN/CASUAL EMPLOYEE NOT IN AGRICULTURE  
 7. PEKERJA TAK DIBAYAR/UNPAID WORKER

TABEL  
TABLE 25.5

PENDUDUK ACEH BERUMUR 15 TAHUN KE ATAS YANG BEKERJA SELAMA SEMINGGU YANG LALU MENURUT KABUPATEN/KOTA DAN STATUS PEKERJAAN UTAMA  
ACEH POPULATION 15 YEARS OF AGE AND OVER WHO WORKED DURING THE PREVIOUS WEEK  
BY REGENCY/MUNICIPALITY AND MAIN EMPLOYMENT STATUS  
(AGUSTUS/AUGUST 2012)

| KABUPATEN/KOTA<br>REGENCY/MUNICIPALITY | STATUS PEKERJAAN UTAMA/MAIN EMPLOYMENT STATUS*) |               |               |                |               |              |                | JUMLAH<br>TOTAL |
|--|---|---------------|---------------|----------------|---------------|--------------|----------------|-----------------|
|  | 1   | 2             | 3             | 4              | 5             | 6            | 7              |                 |
|  | (1)   | (2)           | (3)           | (4)            | (5)           | (6)          | (7)            |                 |
| SIMEULUE                               | 533   | 487           | -             | 2 328          | -             | 40           | 6 156          | 9 544           |
| ACEH SINGKIL                           | 2 532   | 315           | 66            | 3 710          | 630           | 345          | 3 284          | 10 882          |
| ACEH SELATAN                           | 3 899   | 2 308         | 212           | 9 379          | 682           | 1 311        | 12 473         | 30 264          |
| ACEH TENGGARA                          | 4 418   | 1 854         | 443           | 7 008          | 3 015         | 602          | 13 250         | 30 590          |
| ACEH TIMUR                             | 5 537   | 7 010         | 1 507         | 10 094         | 1 677         | -            | 22 368         | 48 193          |
| ACEH TENGAH                            | 4 060   | 3 086         | 128           | 8 182          | 202           | -            | 16 871         | 32 529          |
| ACEH BARAT                             | 5 663   | 1 009         | 215           | 7 114          | 582           | -            | 6 334          | 20 917          |
| ACEH BESAR                             | 5 491   | 3 931         | 521           | 21 785         | 438           | 276          | 10 012         | 42 454          |
| PIDIE                                  | 6 046   | 9 337         | 256           | 12 974         | 11 071        | 2 949        | 28 377         | 71 010          |
| BIREUEN                                | 11 017  | 4 495         | 2 351         | 23 604         | 1 522         | 998          | 10 943         | 54 930          |
| ACEH UTARA                             | 10 063  | 12 165        | 3 902         | 16 746         | 2 583         | 789          | 23 775         | 70 023          |
| ACEH BARAT DAYA                        | 2 776   | 987           | 119           | 4 244          | 612           | 677          | 1 785          | 11 200          |
| GAYO LUES                              | 1 751   | 2 256         | 95            | 2 269          | 629           | -            | 8 937          | 15 937          |
| ACEH TAMIANG                           | 6 836   | 3 324         | 570           | 8 463          | 795           | -            | 11 481         | 31 469          |
| NAGAN RAYA                             | 3 154   | 2 660         | 475           | 4 735          | -             | 119          | 6 654          | 17 797          |
| ACEH JAYA                              | 1 732   | 623           | 78            | 4 150          | 353           | -            | 2 680          | 9 616           |
| BENER MERIAH                           | 2 360   | 1 884         | 62            | 4 429          | 628           | 288          | 15 992         | 25 643          |
| PIDIE JAYA                             | 3 510   | 1 669         | 978           | 5 058          | 2 470         | 328          | 7 040          | 21 053          |
| KOTA BANDA ACEH                        | 5 379   | 983           | 394           | 22 242         | -             | 394          | 2 821          | 32 213          |
| KOTA SABANG                            | 470   | 118           | 41            | 2 245          | -             | -            | 396            | 3 270           |
| KOTA LANGSA                            | 3 179   | 1 139         | 271           | 10 318         | 111           | 370          | 3 138          | 18 526          |
| KOTA LHOKSEUMAWÉ                       | 3 733   | 415           | -             | 9 509          | 446           | 406          | 1 861          | 16 370          |
| KOTA SUBULUSSALAM                      | 1 689   | 746           | 92            | 2 206          | 745           | 71           | 1 816          | 7 365           |
| <b>JUMLAH<br/>TOTAL</b>                | <b>95 828</b>                                   | <b>62 801</b> | <b>12 776</b> | <b>202 792</b> | <b>29 191</b> | <b>9 963</b> | <b>218 444</b> | <b>631 795</b>  |

CATATAN/NOTE:

- \*) 1. BERUSAHA SENDIRI/OWN ACCOUNT WORKER  
 2. BERUSAHA DIBANTU BURUH TIDAK TETAP/BURUH TAK DIBAYAR  
 EMPLOYER ASSISTED BY TEMPORARY WORKER/UNPAID WORKER  
 3. BERUSAHA DIBANTU BURUH TETAP/BURUH DIBAYAR/EMPLOYER ASSISTED BY PERMANENT WORKER  
 4. BURUH/KARYAWAN/PEGAWAI/EMPLOYEE  
 5. PEKERJA BEBAS DI PERTANIAN/CASUAL EMPLOYEE IN AGRICULTURE  
 6. PEKERJA BEBAS DI NON PERTANIAN/CASUAL EMPLOYEE NOT IN AGRICULTURE  
 7. PEKERJA TAK DIBAYAR/UNPAID WORKER

TABEL  
TABLE

26.1

PENDUDUK BEURMUR 15 TAHUN KEATAS YANG BEKERJA SELAMA SEMINGGU YANG LALU DI KEGIATAN INFORMAL MENURUT KABUPATEN/KOTA DAN LAPANGAN PEKERJAAN UTAMA  
ACEH POPULATION 15 YEARS OF AGE AND OVER WHO WORKED DURING THE PREVIOUS WEEK IN INFORMAL ACTIVITY BY REGENCY/MUNICIPALITY AND MAIN INDUSTRY (AGUSTUS/AUGUST 2012)

PERKOTAAN+PERDESAAN /URBAN+RURAL

LAKI-LAKI+PEREMPUAN / MALE+FEMALE

| KABUPATEN/KOTA<br>REGENCY/MUNICIPALITY | LAPANGAN PEKERJAAN UTAMA / MAIN INDUSTRY (*) |       |        |       |     | JUMLAH<br>TOTAL |
|--|--|-------|--------|-------|-----|-----------------|
|  | 1  | 2     | 3      | 4     | 5   |                 |
| (1)                                    | (2)  | (3)   | (4)    | (5)   | (6) | (7)             |
| SIMEULUE                               | 6 502  | 222   | 1 050  | -     | -   | 7 774           |
| ACEH SINGKIL                           | 3 219  | -     | 723    | -     | -   | 3 942           |
| ACEH SELATAN                           | 15 897                                       | 392   | 1 843  | 71    | 56  | 18 259          |
| ACEH TENGGARA                          | 16 191                                       | -     | 1 686  | -     | -   | 17 877          |
| ACEH TIMUR                             | 22 294                                       | 129   | 6 723  | 314   | -   | 29 460          |
| ACEH TENGAH                            | 17 584                                       | -     | 3 480  | 243   | -   | 21 307          |
| ACEH BARAT                             | 5 077  | -     | 2 102  | 101   | 369 | 7 649           |
| ACEH BESAR                             | 12 286                                       | 1 253 | 1 521  | 191   | -   | 15 251          |
| PIDIE                                  | 35 317                                       | 515   | 2 257  | 312   | -   | 38 401          |
| BIREUEN                                | 11 033                                       | 1 041 | 3 349  | 142   | -   | 15 565          |
| ACEH UTARA                             | 27 587                                       | 301   | 5 228  | 306   | -   | 33 422          |
| ACEH BARAT DAYA                        | 1 340  | -     | 783    | -     | -   | 2 123           |
| GAYO LUES                              | 9 757  | 81    | 1 698  | 81    | 85  | 11 702          |
| ACEH TAMIANG                           | 12 589                                       | 696   | 3 203  | -     | -   | 16 488          |
| NAGAN RAYA                             | 7 887  | 744   | 316    | -     | -   | 8 947           |
| ACEH JAYA                              | 2 561  | 78    | 373    | -     | 101 | 3 113           |
| BENER MERIAH                           | 19 190                                       | 549   | 1 348  | -     | -   | 21 087          |
| PIDIE JAYA                             | 6 291  | 1 110 | 1 717  | -     | -   | 9 118           |
| KOTA BANDA ACEH                        | -  | 515   | 2 664  | -     | -   | 3 179           |
| KOTA SABANG                            | 71   | 54    | 271    | -     | 44  | 440             |
| KOTA LANGSA                            | 1 276  | 353   | 2 488  | -     | -   | 4 117           |
| KOTA LHOKSEUMAWE                       | 1 380  | -     | 927    | -     | -   | 2 307           |
| KOTA SUBULUSSALAM                      | 1 905  | 29    | 408    | -     | -   | 2 342           |
| JUMLAH<br>TOTAL                        | 237 234                                      | 8 062 | 46 158 | 1 761 | 655 | 293 870         |

CATATAN/NOTE:

\*) 1. PERTANIAN, KEHUTANAN, PERBURUAN DAN PERIKANAN / AGRICULTURE, FORESTRY, HUNTING AND FISHERY 2. INDUSTRI PENGOLAHAN / MANUFACTURING INDUSTRY 3. PERDAGANGAN BESAR, ECERAN, RUMAH MAKAN DAN HOTEL / WHOLESALE TRADE, RETAIL TRADE, RESTAURANT AND HOTELS 4. JASA KEMASYARAKAT, SOSIAL DAN PERORANGAN / COMMUNITY, SOCIAL AND PERSONAL SERVICES 5. LAINNYA (PERTAMBANGAN DAN PENGGALIAN, LISTRIK, GAS DAN AIR, BANGUNAN, ANGKUTAN, PERGUDANGAN DAN KOMUNIKASI, KEUANGAN, ASURANSI, USAHA PERSEWAAN BANGUNAN, TANAH DAN JASA PERUSAHAAN / MINING AND QUARRYING, ELECTRICITY, GAS AND WATER, CONSTRUCTION, TRANSPORTATION, STORAGE AND COMMUNICATION, FINANCING, INSURANCE, REAL ESTATE AND BUSSINES SERVICE)

TABEL  
TABLE

26.2

PENDUDUK BEURMUR 15 TAHUN KEATAS YANG BEKERJA SELAMA SEMINGGU YANG LALU DI KEGIATAN INFORMAL MENURUT KABUPATEN/KOTA DAN LAPANGAN PEKERJAAN UTAMA  
 ACEH POPULATION 15 YEARS OF AGE AND OVER WHO WORKED DURING THE PREVIOUS WEEK IN INFORMAL ACTIVITY BY REGENCY/MUNICIPALITY AND MAIN INDUSTRY (AGUSTUS/AUGUST 2012)

PERKOTAAN /URBAN

LAKI-LAKI+PEREMPUAN / MALE+FEMALE

| KABUPATEN/KOTA<br>REGENCY/MUNICIPALITY | LAPANGAN PEKERJAAN UTAMA / MAIN INDUSTRY (*) |       |        |     |     | JUMLAH<br>TOTAL |
|--|--|-------|--------|-----|-----|-----------------|
|  | 1  | 2     | 3      | 4   | 5   |                 |
| (1)                                    | (2)  | (3)   | (4)    | (5) | (6) | (7)             |
| SIMEULUE                               | -  | -     | 406    | -   | -   | 406             |
| ACEH SINGKIL                           | 154  | -     | 226    | -   | -   | 380             |
| ACEH SELATAN                           | 127  | -     | 441    | 71  | 56  | 695             |
| ACEH TENGGARA                          | 1 073  | -     | 806    | -   | -   | 1 879           |
| ACEH TIMUR                             | 272  | 129   | 634    | -   | -   | 1 035           |
| ACEH TENGAH                            | 1 560  | -     | 2 420  | 243 | -   | 4 223           |
| ACEH BARAT                             | 111  | -     | 806    | 101 | 369 | 1 387           |
| ACEH BESAR                             | 645  | 535   | 581    | 191 | -   | 1 952           |
| PIDIE                                  | 870  | 259   | 731    | -   | -   | 1 860           |
| BIREUEN                                | 808  | -     | 437    | 142 | -   | 1 387           |
| ACEH UTARA                             | 802  | -     | 2 110  | -   | -   | 2 912           |
| ACEH BARAT DAYA                        | 154  | -     | 409    | -   | -   | 563             |
| GAYO LUES                              | 384  | -     | 875    | -   | -   | 1 259           |
| ACEH TAMIANG                           | 490  | 426   | 2 571  | -   | -   | 3 487           |
| NAGAN RAYA                             | 465  | 514   | 316    | -   | -   | 1 295           |
| ACEH JAYA                              | 113  | -     | -      | -   | -   | 113             |
| BENER MERIAH                           | 1 588  | 70    | 1 025  | -   | -   | 2 683           |
| PIDIE JAYA                             | 148  | 35    | 176    | -   | -   | 359             |
| KOTA BANDA ACEH                        | -  | 515   | 2 664  | -   | -   | 3 179           |
| KOTA SABANG                            | -  | 54    | 200    | -   | 44  | 298             |
| KOTA LANGSA                            | 682  | 239   | 2 125  | -   | -   | 3 046           |
| KOTA LHOKEUMAWA                        | 292  | -     | 839    | -   | -   | 1 131           |
| KOTA SUBULUSSALAM                      | 199  | 29    | 158    | -   | -   | 386             |
| JUMLAH<br>TOTAL                        | 10 937                                       | 2 805 | 20 956 | 748 | 469 | 35 915          |

CATATAN/NOTE:

\*) 1. PERTANIAN, KEHUTANAN, PERBURUAN DAN PERIKANAN / AGRICULTURE, FORESTRY, HUNTING AND FISHERY 2. INDUSTRI PENGOLAHAN / MANUFACTURING INDUSTRY 3. PERDAGANGAN BESAR, ECERAN, RUMAH MAKAN DAN HOTEL / WHOLESALE TRADE, RETAIL TRADE, RESTAURANT AND HOTELS 4. JASA KEMASYARAKAT, SOSIAL DAN PERORANGAN / COMMUNITY, SOCIAL AND PERSONAL SERVICES 5. LAINNYA (PERTAMBANGAN DAN PENGGALIAN, LISTRIK, GAS DAN AIR, BANGUNAN, ANGKUTAN, PERGUDANGAN DAN KOMUNIKASI, KEUANGAN, ASURANSI, USAHA PERSEWAAN BANGUNAN, TANAH DAN JASA PERUSAHAAN / MINING AND QUARRYING, ELECTRICITY, GAS AND WATER, CONSTRUCTION, TRANSPORTATION, STORAGE AND COMMUNICATION, FINANCING, INSURANCE, REAL ESTATE AND BUSSINES SERVICE)

TABEL  
TABLE

26.3

PENDUDUK BEURMUR 15 TAHUN KEATAS YANG BEKERJA SELAMA SEMINGGU YANG LALU DI KEGIATAN INFORMAL MENURUT KABUPATEN/KOTA DAN LAPANGAN PEKERJAAN UTAMA  
ACEH POPULATION 15 YEARS OF AGE AND OVER WHO WORKED DURING THE PREVIOUS WEEK IN INFORMAL ACTIVITY BY REGENCY/MUNICIPALITY AND MAIN INDUSTRY (AGUSTUS/AUGUST 2012)

PERDESAAN / RURAL

LAKI-LAKI+PEREMPUAN / MALE+FEMALE

| KABUPATEN/KOTA<br>REGENCY/MUNICIPALITY | LAPANGAN PEKERJAAN UTAMA / MAIN INDUSTRY (*) |              |               |              |            | JUMLAH<br>TOTAL |
|--|--|--------------|---------------|--------------|------------|-----------------|
|  | 1  | 2            | 3             | 4            | 5          |                 |
| (1)                                    | (2)  | (3)          | (4)           | (5)          | (6)        | (7)             |
| SIMEULUE                               | 6 502  | 222          | 644           | -            | -          | 7 368           |
| ACEH SINGKIL                           | 3 065  | -            | 497           | -            | -          | 3 562           |
| ACEH SELATAN                           | 15 770                                       | 392          | 1 402         | -            | -          | 17 564          |
| ACEH TENGGARA                          | 15 118                                       | -            | 880           | -            | -          | 15 998          |
| ACEH TIMUR                             | 22 022                                       | -            | 6 089         | 314          | -          | 28 425          |
| ACEH TENGAH                            | 16 024                                       | -            | 1 060         | -            | -          | 17 084          |
| ACEH BARAT                             | 4 966  | -            | 1 296         | -            | -          | 6 262           |
| ACEH BESAR                             | 11 641                                       | 718          | 940           | -            | -          | 13 299          |
| PIDIE                                  | 34 447                                       | 256          | 1 526         | 312          | -          | 36 541          |
| BIREUEN                                | 10 225                                       | 1 041        | 2 912         | -            | -          | 14 178          |
| ACEH UTARA                             | 26 785                                       | 301          | 3 118         | 306          | -          | 30 510          |
| ACEH BARAT DAYA                        | 1 186  | -            | 374           | -            | -          | 1 560           |
| GAYO LUES                              | 9 373  | 81           | 823           | 81           | 85         | 10 443          |
| ACEH TAMIANG                           | 12 099                                       | 270          | 632           | -            | -          | 13 001          |
| NAGAN RAYA                             | 7 422  | 230          | -             | -            | -          | 7 652           |
| ACEH JAYA                              | 2 448  | 78           | 373           | -            | 101        | 3 000           |
| BENER MERIAH                           | 17 602                                       | 479          | 323           | -            | -          | 18 404          |
| PIDIE JAYA                             |  |              |               |              |            | -               |
| KOTA BANDA ACEH                        | 6 143  | 1 075        | 1 541         | -            | -          | 8 759           |
| KOTA SABANG                            | 71   | -            | 71            | -            | -          | 142             |
| KOTA LANGSA                            | 594  | 114          | 363           | -            | -          | 1 071           |
| KOTA LHOKEUMAWA                        | 1 088  | -            | 88            | -            | -          | 1 176           |
| KOTA SUBULUSSALAM                      | 1 706  | -            | 250           | -            | -          | 1 956           |
| <b>JUMLAH<br/>TOTAL</b>                | <b>226 297</b>                               | <b>5 257</b> | <b>25 202</b> | <b>1 013</b> | <b>186</b> | <b>257 955</b>  |

CATATAN/NOTE:

\*) 1. PERTANIAN, KEHUTANAN, PERBURUAN DAN PERIKANAN / AGRICULTURE, FORESTRY, HUNTING AND FISHERY 2. INDUSTRI PENGOLAHAN / MANUFACTURING INDUSTRY 3. PERDAGANGAN BESAR, ECERAN, RUMAH MAKAN DAN HOTEL / WHOLESALE TRADE, RETAIL TRADE, RESTAURANT AND HOTELS 4. JASA KEMASYARAKAT, SOSIAL DAN PERORANGAN / COMMUNITY, SOCIAL AND PERSONAL SERVICES 5. LAINNYA (PERTAMBANGAN DAN PENGGALIAN, LISTRIK, GAS DAN AIR, BANGUNAN, ANGKUTAN, PERGUDANGAN DAN KOMUNIKASI, KEUANGAN, ASURANSI, USAHA PERSEWAAN BANGUNAN, TANAH DAN JASA PERUSAHAAN / MINING AND QUARRYING, ELECTRICITY, GAS AND WATER, CONSTRUCTION, TRANSPORTATION, STORAGE AND COMMUNICATION, FINANCING, INSURANCE, REAL ESTATE AND BUSSINES SERVICE)



TABEL  
TABLE

26.4

PENDUDUK BEURMUR 15 TAHUN KEATAS YANG BEKERJA SELAMA SEMINGGU YANG LALU DI KEGIATAN INFORMAL MENURUT KABUPATEN/KOTA DAN LAPANGAN PEKERJAAN UTAMA  
 ACEH POPULATION 15 YEARS OF AGE AND OVER WHO WORKED DURING THE PREVIOUS WEEK IN INFORMAL ACTIVITY BY REGENCY/MUNICIPALITY AND MAIN INDUSTRY  
 (AGUSTUS/AUGUST 2012)

PERKOTAAN+PERDESAAN /URBAN+RURAL

LAKI-LAKI / MALE

| KABUPATEN/KOTA<br>REGENCY/MUNICIPALITY | LAPANGAN PEKERJAAN UTAMA / MAIN INDUSTRY (*) |              |              |            |            | JUMLAH<br>TOTAL |
|--|--|--------------|--------------|------------|------------|-----------------|
|  | 1  | 2            | 3            | 4          | 5          |                 |
| (1)                                    | (2)  | (3)          | (4)          | (5)        | (6)        | (7)             |
| SIMEULUE                               | 1 350  | 108          | 160          | -          | -          | 1 618           |
| ACEH SINGKIL                           | 658  | -            | -            | -          | -          | 658             |
| ACEH SELATAN                           | 5 381  | -            | 334          | 71         | -          | 5 786           |
| ACEH TENGGARA                          | 4 401  | -            | 226          | -          | -          | 4 627           |
| ACEH TIMUR                             | 6 738  | -            | 354          | -          | -          | 7 092           |
| ACEH TENGAH                            | 4 066  | -            | 370          | -          | -          | 4 436           |
| ACEH BARAT                             | 799  | -            | 258          | -          | 258        | 1 315           |
| ACEH BESAR                             | 4 272  | 195          | 581          | 191        | -          | 5 239           |
| PIDIE                                  | 8 664  | -            | 1 048        | 312        | -          | 10 024          |
| BIREUEN                                | 3 781  | 692          | 149          | -          | -          | 4 622           |
| ACEH UTARA                             | 7 865  | -            | 1 476        | 306        | -          | 9 647           |
| ACEH BARAT DAYA                        | 261  | -            | 77           | -          | -          | 338             |
| GAYO LUES                              | 2 611  | -            | 69           | -          | 85         | 2 765           |
| ACEH TAMIANG                           | 3 872  | 99           | 1 036        | -          | -          | 5 007           |
| NAGAN RAYA                             | 2 171  | 122          | -            | -          | -          | 2 293           |
| ACEH JAYA                              | 332  | -            | -            | -          | 101        | 433             |
| BENER MERIAH                           | 4 577  | 366          | 152          | -          | -          | 5 095           |
| PIDIE JAYA                             | 1 538  | 324          | 216          | -          | -          | 2 078           |
| KOTA BANDA ACEH                        | -  | -            | 358          | -          | -          | 358             |
| KOTA SABANG                            | -  | -            | -            | -          | 44         | 44              |
| KOTA LANGSA                            | 679  | -            | 300          | -          | -          | 979             |
| KOTA LHOKSEUMAWE                       | 446  | -            | -            | -          | -          | 446             |
| KOTA SUBULUSSALAM                      | 526  | -            | -            | -          | -          | 526             |
| <b>JUMLAH<br/>TOTAL</b>                | <b>64 988</b>                                | <b>1 906</b> | <b>7 164</b> | <b>880</b> | <b>488</b> | <b>75 426</b>   |

CATATAN/NOTE:

\*) 1. PERTANIAN, KEHUTANAN, PERBURUAN DAN PERIKANAN / AGRICULTURE, FORESTRY, HUNTING AND FISHERY 2. INDUSTRI PENGOLAHAN / MANUFACTURING INDUSTRY 3. PERDAGANGAN BESAR, ECERAN, RUMAH MAKAN DAN HOTEL / WHOLESALE TRADE, RETAIL TRADE, RESTAURANT AND HOTELS 4. JASA KEMASYARAKAT, SOSIAL DAN PERORANGAN / COMMUNITY, SOCIAL AND PERSONAL SERVICES 5. LAINNYA (PERTAMBANGAN DAN PENGGALIAN, LISTRIK, GAS DAN AIR, BANGUNAN, ANGKUTAN, PERGUDANGAN DAN KOMUNIKASI, KEUANGAN, ASURANSI, USAHA PERSEWAAN BANGUNAN, TANAH DAN JASA PERUSAHAAN / MINING AND QUARRYING, ELECTRICITY, GAS AND WATER, CONSTRUCTION, TRANSPORTATION, STORAGE AND COMMUNICATION, FINANCING, INSURANCE, REAL ESTATE AND BUSSINES SERVICE)

TABEL  
TABLE 26.5

PENDUDUK BEURMUR 15 TAHUN KEATAS YANG BEKERJA SELAMA SEMINGGU YANG LALU DI KEGIATAN INFORMAL MENURUT KABUPATEN/KOTA DAN LAPANGAN PEKERJAAN UTAMA  
ACEH POPULATION 15 YEARS OF AGE AND OVER WHO WORKED DURING THE PREVIOUS WEEK IN INFORMAL ACTIVITY BY REGENCY/MUNICIPALITY AND MAIN INDUSTRY (AGUSTUS/AUGUST 2012)

PERKOTAAN+PERDESAAN /URBAN+RURAL

PEREMPUAN / FEMALE

| KABUPATEN/KOTA<br>REGENCY/MUNICIPALITY | LAPANGAN PEKERJAAN UTAMA / MAIN INDUSTRY (*) |       |        |     |     | JUMLAH<br>TOTAL |
|--|--|-------|--------|-----|-----|-----------------|
|  | 1  | 2     | 3      | 4   | 5   |                 |
| (1)                                    | (2)  | (3)   | (4)    | (5) | (6) | (7)             |
| SIMEULUE                               | 5 152  | 114   | 890    | -   | -   | 6 156           |
| ACEH SINGKIL                           | 2 561  | -     | 723    | -   | -   | 3 284           |
| ACEH SELATAN                           | 10 516                                       | 392   | 1 509  | -   | 56  | 12 473          |
| ACEH TENGGARA                          | 11 790                                       | -     | 1 460  | -   | -   | 13 250          |
| ACEH TIMUR                             | 15 556                                       | 129   | 6 369  | 314 | -   | 22 368          |
| ACEH TENGAH                            | 13 518                                       | -     | 3 110  | 243 | -   | 16 871          |
| ACEH BARAT                             | 4 278  | -     | 1 844  | 101 | 111 | 6 334           |
| ACEH BESAR                             | 8 014  | 1 058 | 940    | -   | -   | 10 012          |
| PIDIE                                  | 26 653                                       | 515   | 1 209  | -   | -   | 28 377          |
| BIREUEN                                | 7 252  | 349   | 3 200  | 142 | -   | 10 943          |
| ACEH UTARA                             | 19 722                                       | 301   | 3 752  | -   | -   | 23 775          |
| ACEH BARAT DAYA                        | 1 079  | -     | 706    | -   | -   | 1 785           |
| GAYO LUES                              | 7 146  | 81    | 1 629  | 81  | -   | 8 937           |
| ACEH TAMIANG                           | 8 717  | 597   | 2 167  | -   | -   | 11 481          |
| NAGAN RAYA                             | 5 716  | 622   | 316    | -   | -   | 6 654           |
| ACEH JAYA                              | 2 229  | 78    | 373    | -   | -   | 2 680           |
| BENER MERIAH                           | 14 613                                       | 183   | 1 196  | -   | -   | 15 992          |
| PIDIE JAYA                             | 4 753  | 786   | 1 501  | -   | -   | 7 040           |
| KOTA BANDA ACEH                        | -  | 515   | 2 306  | -   | -   | 2 821           |
| KOTA SABANG                            | 71   | 54    | 271    | -   | -   | 396             |
| KOTA LANGSA                            | 597  | 353   | 2 188  | -   | -   | 3 138           |
| KOTA LHOKEUMAWE                        | 934  | -     | 927    | -   | -   | 1 861           |
| KOTA SUBULUSSALAM                      | 1 379  | 29    | 408    | -   | -   | 1 816           |
| JUMLAH<br>TOTAL                        | 172 246                                      | 6 156 | 38 994 | 881 | 167 | 218 444         |

CATATAN/NOTE:

\*) 1. PERTANIAN, KEHUTANAN, PERBURUAN DAN PERIKANAN / AGRICULTURE, FORESTRY, HUNTING AND FISHERY 2. INDUSTRI PENGOLAHAN / MANUFACTURING INDUSTRY 3. PERDAGANGAN BESAR, ECERAN, RUMAH MAKAN DAN HOTEL / WHOLESALE TRADE, RETAIL TRADE, RESTAURANT AND HOTELS 4. JASA KEMASYARAKAT, SOSIAL DAN PERORANGAN / COMMUNITY, SOCIAL AND PERSONAL SERVICES 5. LAINNYA (PERTAMBANGAN DAN PENGGALIAN, LISTRIK, GAS DAN AIR, BANGUNAN, ANGKUTAN, PERGUDANGAN DAN KOMUNIKASI, KEUANGAN, ASURANSI, USAHA PERSEWAAN BANGUNAN, TANAH DAN JASA PERUSAHAAN / MINING AND QUARRYING, ELECTRICITY, GAS AND WATER, CONSTRUCTION, TRANSPORTATION, STORAGE AND COMMUNICATION, FINANCING, INSURANCE, REAL ESTATE AND BUSSINES SERVICE)

TABEL  
TABLE

27.1

PENDUDUK BEURMUR 15 TAHUN KEATAS YANG BEKERJA SELAMA SEMINGGU YANG LALU DI KEGIATAN INFORMAL MENURUT KABUPATEN/KOTA DAN GOLONGAN UMUR  
ACEH POPULATION 15 YEARS OF AGE AND OVER WHO WORKED DURING THE PREVIOUS WEEK IN INFORMAL ACTIVITY BY REGENCY/MUNICIPALITY AND AGE GROUP  
(AGUSTUS/AUGUST 2012)

PERKOTAAN+PERDESAAN /URBAN+RURAL

LAKI-LAKI+PEREMPUAN / MALE+FEMALE

| KABUPATEN/KOTA<br>REGENCY/MUNICIPALITY | GOLONGAN UMUR/AGE GROUP |               |               |               |               |               |               |               |               |               | JUMLAH<br>TOTAL |
|--|-------------------------|---------------|---------------|---------------|---------------|---------------|---------------|---------------|---------------|---------------|-----------------|
|  | 15 - 19                 | 20 - 24       | 25 - 29       | 30 - 34       | 35 - 39       | 40 - 44       | 45 - 49       | 50 - 54       | 55 - 59       | 60 +          |                 |
| (1)                                    | (2)                     | (3)           | (4)           | (5)           | (6)           | (7)           | (8)           | (9)           | (10)          | (11)          | (12)            |
| SIMEULUE                               | 558                     | 1 134         | 1 104         | 1 778         | 1 306         | 814           | 368           | 204           | 228           | 280           | 7 774           |
| ACEH SINGKIL                           | 323                     | 646           | 685           | 914           | 348           | 169           | 118           | 472           | 77            | 190           | 3 942           |
| ACEH SELATAN                           | 2 988                   | 2 400         | 2 527         | 1 970         | 2 314         | 2 608         | 748           | 1 328         | 624           | 752           | 18 259          |
| ACEH TENGGARA                          | 2 536                   | 1 670         | 2 104         | 2 510         | 2 196         | 1 852         | 1 497         | 1 756         | 598           | 1 158         | 17 877          |
| ACEH TIMUR                             | 4 507                   | 7 219         | 5 046         | 1 979         | 2 390         | 3 676         | 2 036         | 1 701         | 591           | 315           | 29 460          |
| ACEH TENGAH                            | 1 725                   | 4 420         | 2 731         | 3 291         | 2 546         | 2 041         | 2 146         | 1 073         | 945           | 389           | 21 307          |
| ACEH BARAT                             | 336                     | 890           | 1 244         | 1 215         | 1 278         | 1 389         | 474           | 240           | 104           | 479           | 7 649           |
| ACEH BESAR                             | 1 826                   | 2 570         | 2 521         | 2 535         | 1 984         | 1 751         | 848           | 112           | 874           | 230           | 15 251          |
| PIDIE                                  | 4 069                   | 6 565         | 6 824         | 5 256         | 3 469         | 3 230         | 3 194         | 1 918         | 1 440         | 2 436         | 38 401          |
| BIREUEN                                | 2 088                   | 2 228         | 2 835         | 1 980         | 1 589         | 1 607         | 1 006         | 1 303         | 676           | 253           | 15 565          |
| ACEH UTARA                             | 1 765                   | 4 713         | 7 987         | 4 592         | 4 757         | 2 709         | 2 032         | 3 114         | 864           | 889           | 33 422          |
| ACEH BARAT DAYA                        | 77                      | 386           | 82            | 336           | 418           | 357           | 107           | 360           | -             | -             | 2 123           |
| GAYO LUES                              | 1 615                   | 2 306         | 1 463         | 2 060         | 1 181         | 982           | 668           | 528           | 284           | 615           | 11 702          |
| ACEH TAMIANG                           | 2 214                   | 2 382         | 2 720         | 3 212         | 570           | 872           | 1 178         | 1 978         | 834           | 528           | 16 488          |
| NAGAN RAYA                             | 479                     | 1 123         | 1 839         | 1 339         | 670           | 1 266         | 818           | 818           | 357           | 238           | 8 947           |
| ACEH JAYA                              | 202                     | 400           | 390           | 274           | 341           | 546           | 480           | 240           | 160           | 80            | 3 113           |
| BENER MERIAH                           | 1 634                   | 2 553         | 3 868         | 4 156         | 3 136         | 1 625         | 1 179         | 1 132         | 844           | 960           | 21 087          |
| PIDIE JAYA                             | 2 043                   | 1 690         | 1 302         | 711           | 681           | 1 009         | 1 039         | 463           | 140           | 40            | 9 118           |
| KOTA BANDA ACEH                        | 323                     | 681           | 606           | 404           | 384           | 192           | -             | 410           | -             | 179           | 3 179           |
| KOTA SABANG                            | -                       | -             | 54            | 162           | 36            | 36            | 70            | -             | 38            | 44            | 440             |
| KOTA LANGSA                            | 673                     | 602           | 530           | 530           | 495           | 370           | 46            | 360           | 286           | 225           | 4 117           |
| KOTA LHOKSEUMAWA                       | 364                     | 157           | -             | 258           | 632           | 410           | 206           | 280           | -             | -             | 2 307           |
| KOTA SUBULUSSALAM                      | 256                     | 680           | 111           | 425           | 57            | 257           | 240           | 215           | 41            | 60            | 2 342           |
| <b>JUMLAH<br/>TOTAL</b>                | <b>32 601</b>           | <b>47 415</b> | <b>48 573</b> | <b>41 887</b> | <b>32 778</b> | <b>29 768</b> | <b>20 498</b> | <b>20 005</b> | <b>10 005</b> | <b>10 340</b> | <b>293 870</b>  |

TABEL  
TABLE

27.2

PENDUDUK BEURMUR 15 TAHUN KEATAS YANG BEKERJA SELAMA SEMINGGU YANG LALU DI KEGIATAN INFORMAL MENURUT KABUPATEN/KOTA DAN GOLONGAN UMUR  
ACEH POPULATION 15 YEARS OF AGE AND OVER WHO WORKED DURING THE PREVIOUS WEEK IN INFORMAL ACTIVITY BY REGENCY/MUNICIPALITY AND AGE GROUP  
(AGUSTUS/AUGUST 2012)

PERKOTAAN /URBAN

LAKI-LAKI+PEREMPUAN / MALE+FEMALE

| KABUPATEN/KOTA<br>REGENCY/MUNICIPALITY | GOLONGAN UMUR/AGE GROUP |              |              |              |              |              |              |              |            |              | JUMLAH<br>TOTAL |
|--|-------------------------|--------------|--------------|--------------|--------------|--------------|--------------|--------------|------------|--------------|-----------------|
|  | 15 - 19                 | 20 - 24      | 25 - 29      | 30 - 34      | 35 - 39      | 40 - 44      | 45 - 49      | 50 - 54      | 55 - 59    | 60 +         |                 |
| (1)                                    | (2)                     | (3)          | (4)          | (5)          | (6)          | (7)          | (8)          | (9)          | (10)       | (11)         | (12)            |
| SIMEULUE                               | -                       | -            | -            | 152          | 122          | -            | 40           | 40           | -          | 52           | 406             |
| ACEH SINGKIL                           | -                       | -            | 77           | 154          | -            | 53           | -            | -            | -          | 96           | 380             |
| ACEH SELATAN                           | 112                     | -            | 105          | -            | 112          | 198          | 112          | 56           | -          | -            | 695             |
| ACEH TENGGARA                          | 55                      | 354          | 497          | 318          | 69           | 207          | 102          | 51           | 114        | 112          | 1 879           |
| ACEH TIMUR                             | 265                     | 265          | -            | 188          | 78           | 78           | 92           | -            | 69         | -            | 1 035           |
| ACEH TENGAH                            | 501                     | 600          | 435          | 867          | 498          | 249          | 456          | 228          | -          | 389          | 4 223           |
| ACEH BARAT                             | -                       | 268          | 225          | 225          | 222          | 333          | 114          | -            | -          | -            | 1 387           |
| ACEH BESAR                             | -                       | 536          | 771          | 195          | 169          | 169          | -            | 112          | -          | -            | 1 952           |
| PIDIE                                  | 127                     | 421          | 360          | 528          | 244          | -            | 180          | -            | -          | -            | 1 860           |
| BIREUEN                                | -                       | 140          | 149          | 584          | 142          | 142          | 115          | 115          | -          | -            | 1 387           |
| ACEH UTARA                             | -                       | 773          | 702          | 197          | 834          | -            | 136          | 270          | -          | -            | 2 912           |
| ACEH BARAT DAYA                        | 77                      | 154          | 82           | 82           | 61           | -            | 107          | -            | -          | -            | 563             |
| GAYO LUES                              | 195                     | 138          | 188          | 235          | 43           | 172          | 62           | 124          | -          | 102          | 1 259           |
| ACEH TAMIANG                           | 268                     | 124          | 696          | 940          | 268          | 268          | 218          | 218          | 84         | 403          | 3 487           |
| NAGAN RAYA                             | 71                      | 211          | 287          | 215          | 138          | 69           | 152          | 152          | -          | -            | 1 295           |
| ACEH JAYA                              | -                       | -            | 42           | 42           | 29           | -            | -            | -            | -          | -            | 113             |
| BENER MERIAH                           | 248                     | 59           | 493          | 621          | 396          | 248          | 114          | 228          | 102        | 174          | 2 683           |
| PIDIE JAYA                             | -                       | 124          | -            | 83           | 25           | 25           | 31           | 31           | -          | 40           | 359             |
| KOTA BANDA ACEH                        | 323                     | 681          | 606          | 404          | 384          | 192          | -            | 410          | -          | 179          | 3 179           |
| KOTA SABANG                            | -                       | -            | 54           | 162          | -            | -            | -            | -            | 38         | 44           | 298             |
| KOTA LANGSA                            | 673                     | 399          | 320          | 483          | 256          | 256          | -            | 222          | 286        | 151          | 3 046           |
| KOTA LHOKSEUMAWA                       | -                       | 157          | -            | 170          | 270          | 270          | 132          | 132          | -          | -            | 1 131           |
| KOTA SUBULUSSALAM                      | 44                      | 132          | 35           | 70           | -            | 29           | -            | 35           | 41         | -            | 386             |
| <b>JUMLAH<br/>TOTAL</b>                | <b>2 959</b>            | <b>5 536</b> | <b>6 124</b> | <b>6 915</b> | <b>4 360</b> | <b>2 958</b> | <b>2 163</b> | <b>2 424</b> | <b>734</b> | <b>1 742</b> | <b>35 915</b>   |

TABEL  
TABLE

27.3

PENDUDUK BEURMUR 15 TAHUN KEATAS YANG BEKERJA SELAMA SEMINGGU YANG LALU DI KEGIATAN INFORMAL MENURUT KABUPATEN/KOTA DAN GOLONGAN UMUR  
ACEH POPULATION 15 YEARS OF AGE AND OVER WHO WORKED DURING THE PREVIOUS WEEK IN INFORMAL ACTIVITY BY REGENCY/MUNICIPALITY AND AGE GROUP  
(AGUSTUS/AUGUST 2012)

PERDESAAN / RURAL

LAKI-LAKI+PEREMPUAN / MALE+FEMALE

| KABUPATEN/KOTA<br>REGENCY/MUNICIPALITY | GOLONGAN UMUR/AGE GROUP |               |               |               |               |               |               |               |              |              | JUMLAH<br>TOTAL |
|--|-------------------------|---------------|---------------|---------------|---------------|---------------|---------------|---------------|--------------|--------------|-----------------|
|  | 15 - 19                 | 20 - 24       | 25 - 29       | 30 - 34       | 35 - 39       | 40 - 44       | 45 - 49       | 50 - 54       | 55 - 59      | 60 +         |                 |
| (1)                                    | (2)                     | (3)           | (4)           | (5)           | (6)           | (7)           | (8)           | (9)           | (10)         | (11)         | (12)            |
| SIMEULUE                               | 558                     | 1 134         | 1 104         | 1 626         | 1 184         | 814           | 328           | 164           | 228          | 228          | 7 368           |
| ACEH SINGKIL                           | 323                     | 646           | 608           | 760           | 348           | 116           | 118           | 472           | 77           | 94           | 3 562           |
| ACEH SELATAN                           | 2 876                   | 2 400         | 2 422         | 1 970         | 2 202         | 2 410         | 636           | 1 272         | 624          | 752          | 17 564          |
| ACEH TENGGARA                          | 2 481                   | 1 316         | 1 607         | 2 192         | 2 127         | 1 645         | 1 395         | 1 705         | 484          | 1 046        | 15 998          |
| ACEH TIMUR                             | 4 242                   | 6 954         | 5 046         | 1 791         | 2 312         | 3 598         | 1 944         | 1 701         | 522          | 315          | 28 425          |
| ACEH TENGAH                            | 1 224                   | 3 820         | 2 296         | 2 424         | 2 048         | 1 792         | 1 690         | 845           | 945          | -            | 17 084          |
| ACEH BARAT                             | 336                     | 622           | 1 019         | 990           | 1 056         | 1 056         | 360           | 240           | 104          | 479          | 6 262           |
| ACEH BESAR                             | 1 826                   | 2 034         | 1 750         | 2 340         | 1 815         | 1 582         | 848           | -             | 874          | 230          | 13 299          |
| PIDIE                                  | 3 942                   | 6 144         | 6 464         | 4 728         | 3 225         | 3 230         | 3 014         | 1 918         | 1 440        | 2 436        | 36 541          |
| BIREUEN                                | 2 088                   | 2 088         | 2 686         | 1 396         | 1 447         | 1 465         | 891           | 1 188         | 676          | 253          | 14 178          |
| ACEH UTARA                             | 1 765                   | 3 940         | 7 285         | 4 395         | 3 923         | 2 709         | 1 896         | 2 844         | 864          | 889          | 30 510          |
| ACEH BARAT DAYA                        | -                       | 232           | -             | 254           | 357           | 357           | -             | 360           | -            | -            | 1 560           |
| GAYO LUES                              | 1 420                   | 2 168         | 1 275         | 1 825         | 1 138         | 810           | 606           | 404           | 284          | 513          | 10 443          |
| ACEH TAMIANG                           | 1 946                   | 2 258         | 2 024         | 2 272         | 302           | 604           | 960           | 1 760         | 750          | 125          | 13 001          |
| NAGAN RAYA                             | 408                     | 912           | 1 552         | 1 124         | 532           | 1 197         | 666           | 666           | 357          | 238          | 7 652           |
| ACEH JAYA                              | 202                     | 400           | 348           | 232           | 312           | 546           | 480           | 240           | 160          | 80           | 3 000           |
| BENER MERIAH                           | 1 386                   | 2 494         | 3 375         | 3 535         | 2 740         | 1 377         | 1 065         | 904           | 742          | 786          | 18 404          |
| PIDIE JAYA                             | 2 043                   | 1 566         | 1 302         | 628           | 656           | 984           | 1 008         | 432           | 140          | -            | 8 759           |
| KOTA BANDA ACEH                        | -                       | -             | -             | -             | -             | -             | -             | -             | -            | -            | -               |
| KOTA SABANG                            | -                       | -             | -             | -             | 36            | 36            | 70            | -             | -            | -            | 142             |
| KOTA LANGSA                            | -                       | 203           | 210           | 47            | 239           | 114           | 46            | 138           | -            | 74           | 1 071           |
| KOTA LHOKSEUMAWA                       | 364                     | -             | -             | 88            | 362           | 140           | 74            | 148           | -            | -            | 1 176           |
| KOTA SUBULUSSALAM                      | 212                     | 548           | 76            | 355           | 57            | 228           | 240           | 180           | -            | 60           | 1 956           |
| <b>JUMLAH<br/>TOTAL</b>                | <b>29 642</b>           | <b>41 879</b> | <b>42 449</b> | <b>34 972</b> | <b>28 418</b> | <b>26 810</b> | <b>18 335</b> | <b>17 581</b> | <b>9 271</b> | <b>8 598</b> | <b>257 955</b>  |

TABEL  
TABLE

27.4

PENDUDUK BEURMUR 15 TAHUN KEATAS YANG BEKERJA SELAMA SEMINGGU YANG LALU DI KEGIATAN INFORMAL MENURUT KABUPATEN/KOTA DAN GOLONGAN UMUR  
ACEH POPULATION 15 YEARS OF AGE AND OVER WHO WORKED DURING THE PREVIOUS WEEK IN INFORMAL ACTIVITY BY REGENCY/MUNICIPALITY AND AGE GROUP  
(AGUSTUS/AUGUST 2012)

PERKOTAAN+PERDESAAN /URBAN+RURAL

LAKI-LAKI / MALE

| KABUPATEN/KOTA<br>REGENCY/MUNICIPALITY | GOLONGAN UMUR/AGE GROUP |               |               |              |              |            |            |            |            |            | JUMLAH<br>TOTAL |
|--|-------------------------|---------------|---------------|--------------|--------------|------------|------------|------------|------------|------------|-----------------|
|  | 15 - 19                 | 20 - 24       | 25 - 29       | 30 - 34      | 35 - 39      | 40 - 44    | 45 - 49    | 50 - 54    | 55 - 59    | 60 +       |                 |
| (1)                                    | (2)                     | (3)           | (4)           | (5)          | (6)          | (7)        | (8)        | (9)        | (10)       | (11)       | (12)            |
| SIMEULUE                               | 180                     | 630           | 540           | 216          | -            | -          | -          | -          | -          | 52         | 1 618           |
| ACEH SINGKIL                           | 188                     | 376           | -             | -            | -            | -          | -          | -          | -          | 94         | 658             |
| ACEH SELATAN                           | 2 400                   | 832           | 1 332         | 444          | 332          | 308        | -          | -          | -          | 138        | 5 786           |
| ACEH TENGGARA                          | 1 467                   | 1 112         | 1 136         | 202          | 372          | 124        | -          | -          | -          | 214        | 4 627           |
| ACEH TIMUR                             | 1 552                   | 3 322         | 1 053         | 702          | 256          | -          | -          | -          | 207        | -          | 7 092           |
| ACEH TENGAH                            | 1 338                   | 1 872         | 1 084         | 142          | -            | -          | -          | -          | -          | -          | 4 436           |
| ACEH BARAT                             | 143                     | 697           | 351           | 124          | -            | -          | -          | -          | -          | -          | 1 315           |
| ACEH BESAR                             | 1 550                   | 1 312         | 880           | 1 080        | 233          | -          | -          | -          | 184        | -          | 5 239           |
| PIDIE                                  | 2 808                   | 3 414         | 2 596         | 888          | 318          | -          | -          | -          | -          | -          | 10 024          |
| BIREUEN                                | 1 384                   | 1 524         | 1 439         | -            | 275          | -          | -          | -          | -          | -          | 4 622           |
| ACEH UTARA                             | 365                     | 2 339         | 4 800         | 1 397        | 612          | -          | -          | 134        | -          | -          | 9 647           |
| ACEH BARAT DAYA                        | 77                      | 261           | -             | -            | -            | -          | -          | -          | -          | -          | 338             |
| GAYO LUES                              | 905                     | 1 430         | 230           | 115          | 85           | -          | -          | -          | -          | -          | 2 765           |
| ACEH TAMIANG                           | 1 260                   | 2 112         | 1 024         | 512          | -            | -          | -          | -          | -          | 99         | 5 007           |
| NAGAN RAYA                             | 479                     | 479           | 856           | 479          | -            | -          | -          | -          | -          | -          | 2 293           |
| ACEH JAYA                              | 202                     | 202           | -             | -            | 29           | -          | -          | -          | -          | -          | 433             |
| BENER MERIAH                           | 1 169                   | 1 342         | 934           | 1 264        | 225          | -          | 161        | -          | -          | -          | 5 095           |
| PIDIE JAYA                             | 972                     | 702           | 360           | 44           | -            | -          | -          | -          | -          | -          | 2 078           |
| KOTA BANDA ACEH                        | -                       | 358           | -             | -            | -            | -          | -          | -          | -          | -          | 358             |
| KOTA SABANG                            | -                       | -             | -             | -            | -            | -          | -          | -          | -          | 44         | 44              |
| KOTA LANGSA                            | 411                     | 196           | 94            | 210          | 68           | -          | -          | -          | -          | -          | 979             |
| KOTA LHOKSEUMAWA                       | 364                     | -             | -             | -            | 82           | -          | -          | -          | -          | -          | 446             |
| KOTA SUBULUSSALAM                      | 150                     | 300           | 76            | -            | -            | -          | -          | -          | -          | -          | 526             |
| <b>JUMLAH<br/>TOTAL</b>                | <b>19 364</b>           | <b>24 812</b> | <b>18 785</b> | <b>7 819</b> | <b>2 887</b> | <b>432</b> | <b>161</b> | <b>134</b> | <b>391</b> | <b>641</b> | <b>75 426</b>   |

TABEL  
TABLE

27.5

PENDUDUK BEURMUR 15 TAHUN KEATAS YANG BEKERJA SELAMA SEMINGGU YANG LALU DI KEGIATAN INFORMAL MENURUT KABUPATEN/KOTA DAN GOLONGAN UMUR  
ACEH POPULATION 15 YEARS OF AGE AND OVER WHO WORKED DURING THE PREVIOUS WEEK IN INFORMAL ACTIVITY BY REGENCY/MUNICIPALITY AND AGE GROUP  
(AGUSTUS/AUGUST 2012)

PERKOTAAN+PERDESAAN /URBAN+RURAL

+PEREMPUAN / FEMALE

| KABUPATEN/KOTA<br>REGENCY/MUNICIPALITY | GOLONGAN UMUR/AGE GROUP |               |               |               |               |               |               |               |              |              | JUMLAH<br>TOTAL |
|--|-------------------------|---------------|---------------|---------------|---------------|---------------|---------------|---------------|--------------|--------------|-----------------|
|  | 15 - 19                 | 20 - 24       | 25 - 29       | 30 - 34       | 35 - 39       | 40 - 44       | 45 - 49       | 50 - 54       | 55 - 59      | 60 +         |                 |
| (1)                                    | (2)                     | (3)           | (4)           | (5)           | (6)           | (7)           | (8)           | (9)           | (10)         | (11)         | (12)            |
| SIMEULUE                               | 378                     | 504           | 564           | 1 562         | 1 306         | 814           | 368           | 204           | 228          | 228          | 6 156           |
| ACEH SINGKIL                           | 135                     | 270           | 685           | 914           | 348           | 169           | 118           | 472           | 77           | 96           | 3 284           |
| ACEH SELATAN                           | 588                     | 1 568         | 1 195         | 1 526         | 1 982         | 2 300         | 748           | 1 328         | 624          | 614          | 12 473          |
| ACEH TENGGARA                          | 1 069                   | 558           | 968           | 2 308         | 1 824         | 1 728         | 1 497         | 1 756         | 598          | 944          | 13 250          |
| ACEH TIMUR                             | 2 955                   | 3 897         | 3 993         | 1 277         | 2 134         | 3 676         | 2 036         | 1 701         | 384          | 315          | 22 368          |
| ACEH TENGAH                            | 387                     | 2 548         | 1 647         | 3 149         | 2 546         | 2 041         | 2 146         | 1 073         | 945          | 389          | 16 871          |
| ACEH BARAT                             | 193                     | 193           | 893           | 1 091         | 1 278         | 1 389         | 474           | 240           | 104          | 479          | 6 334           |
| ACEH BESAR                             | 276                     | 1 258         | 1 641         | 1 455         | 1 751         | 1 751         | 848           | 112           | 690          | 230          | 10 012          |
| PIDIE                                  | 1 261                   | 3 151         | 4 228         | 4 368         | 3 151         | 3 230         | 3 194         | 1 918         | 1 440        | 2 436        | 28 377          |
| BIREUEN                                | 704                     | 704           | 1 396         | 1 980         | 1 314         | 1 607         | 1 006         | 1 303         | 676          | 253          | 10 943          |
| ACEH UTARA                             | 1 400                   | 2 374         | 3 187         | 3 195         | 4 145         | 2 709         | 2 032         | 2 980         | 864          | 889          | 23 775          |
| ACEH BARAT DAYA                        | -                       | 125           | 82            | 336           | 418           | 357           | 107           | 360           | -            | -            | 1 785           |
| GAYO LUES                              | 710                     | 876           | 1 233         | 1 945         | 1 096         | 982           | 668           | 528           | 284          | 615          | 8 937           |
| ACEH TAMIANG                           | 954                     | 270           | 1 696         | 2 700         | 570           | 872           | 1 178         | 1 978         | 834          | 429          | 11 481          |
| NAGAN RAYA                             | -                       | 644           | 983           | 860           | 670           | 1 266         | 818           | 818           | 357          | 238          | 6 654           |
| ACEH JAYA                              | -                       | 198           | 390           | 274           | 312           | 546           | 480           | 240           | 160          | 80           | 2 680           |
| BENER MERIAH                           | 465                     | 1 211         | 2 934         | 2 892         | 2 911         | 1 625         | 1 018         | 1 132         | 844          | 960          | 15 992          |
| PIDIE JAYA                             | 1 071                   | 988           | 942           | 667           | 681           | 1 009         | 1 039         | 463           | 140          | 40           | 7 040           |
| KOTA BANDA ACEH                        | 323                     | 323           | 606           | 404           | 384           | 192           | -             | 410           | -            | 179          | 2 821           |
| KOTA SABANG                            | -                       | -             | 54            | 162           | 36            | 36            | 70            | -             | 38           | -            | 396             |
| KOTA LANGSA                            | 262                     | 406           | 436           | 320           | 427           | 370           | 46            | 360           | 286          | 225          | 3 138           |
| KOTA LHOKSEUMAWA                       | -                       | 157           | -             | 258           | 550           | 410           | 206           | 280           | -            | -            | 1 861           |
| KOTA SUBULUSSALAM                      | 106                     | 380           | 35            | 425           | 57            | 257           | 240           | 215           | 41           | 60           | 1 816           |
| <b>JUMLAH<br/>TOTAL</b>                | <b>13 237</b>           | <b>22 603</b> | <b>29 788</b> | <b>34 068</b> | <b>29 891</b> | <b>29 336</b> | <b>20 337</b> | <b>19 871</b> | <b>9 614</b> | <b>9 699</b> | <b>218 444</b>  |

PENDUDUK BEURMUR 15 TAHUN KEATAS YANG BEKERJA SELAMA SEMINGGU YANG LALU DI KEGIATAN INFORMAL MENURUT KABUPATEN/KOTA DAN PENDIDIKAN TERTINGGI YANG DITAMATKAN  
 TABEL 28.1 ACEH POPULATION 15 YEARS OF AGE AND OVER WHO WORKED DURING THE PREVIOUS WEEK IN INFORMAL ACTIVITY BY REGENCY/MUNICIPALITY AND EDUCATIONAL ATTAINMENT  
 (AGUSTUS/AUGUST 2012)

PERKOTAAN+PERDESAAN /URBAN+RURAL

LAKI-LAKI+PEREMPUAN / MALE+FEMALE

| KABUPATEN/KOTA<br>REGENCY/MUNICIPALITY | TIDAK/BLM<br>PERNAH SEKOLAH<br>NOT ATTENDING<br>SCHOOL | TIDAK/BLM TAMAT SD<br>DID NOT<br>COMPLETE/NOT YET<br>COMPLETED PRIMARY<br>SCHOOL | PENDIDIKAN TERTINGGI YANG DITAMATKAN/<br>EDUCATIONAL ATTAINMENT |                                  |   |                                |  |   | JUMLAH<br>TOTAL |
|--|--|--|---|----------------------------------|---|--------------------------------|--|---|-----------------|
|  |  |  | SEKOLAH<br>DASAR<br>PRIMARY<br>SCHOOL                           | S L T P<br>JUNIOR HIGH<br>SCHOOL | SLTA<br>SENIOR HIGH SCHOOL<br>UMUM<br>GENERAL | SLTA<br>KEJURUAN<br>VOCATIONAL | DIPLOMA<br>I/II/III<br>AKADEMI<br>DIPLOMA<br>I/II/III<br>ACADEMY | DIPLOMA<br>IV/UNIVERSITAS<br>DIPLOMA<br>IV/UNIVERSITY |                 |
| (1)                                    | (2)  | (3)  | (4)   | (5)                              | (6)   | (7)                            | (8)  | (9)   | (10)            |
| SIMEULUE                               | 156  | 649  | 2 790   | 1 424                            | 2 665   | 90                             | -  | -   | 7 774           |
| ACEH SINGKIL                           | 601  | 1 536  | 1 217   | 212                              | 376   | -                              | -  | -   | 3 942           |
| ACEH SELATAN                           | 1 659  | 1 749  | 5 993   | 5 171                            | 3 222   | -                              | 465  | -   | 18 259          |
| ACEH TENGGARA                          | 174  | 780  | 4 737   | 6 663                            | 4 997   | 457                            | -  | 69  | 17 877          |
| ACEH TIMUR                             | -  | 2 358  | 11 430  | 8 295                            | 6 945   | 432                            | -  | -   | 29 460          |
| ACEH TENGAH                            | 128  | 3 256  | 4 958   | 3 911                            | 7 587   | 572                            | 428  | 467   | 21 307          |
| ACEH BARAT                             | 994  | 896  | 2 430   | 2 138                            | 1 090   | -                              | 101  | -   | 7 649           |
| ACEH BESAR                             | 590  | 1 147  | 3 791   | 4 141                            | 4 681   | 471                            | 154  | 276   | 15 251          |
| PIDIE                                  | 2 125  | 2 227  | 9 960   | 13 914                           | 8 952   | 579                            | 512  | 132   | 38 401          |
| BIREUEN                                | -  | -  | 6 954   | 4 383                            | 3 940   | 288                            | -  | -   | 15 565          |
| ACEH UTARA                             | 241  | 2 718  | 9 625   | 10 135                           | 8 992   | 800                            | -  | 911   | 33 422          |
| ACEH BARAT DAYA                        | 119  | 119  | 1 048   | 262                              | 368   | 125                            | 82   | -   | 2 123           |
| GAYO LUES                              | 580  | 2 120  | 3 141   | 3 101                            | 2 760   | -                              | -  | -   | 11 702          |
| ACEH TAMIANG                           | 250  | 2 484  | 6 130   | 3 865                            | 2 232   | 1 097                          | -  | 430   | 16 488          |
| NAGAN RAYA                             | 398  | 972  | 2 656   | 2 579                            | 2 110   | -                              | -  | 232   | 8 947           |
| ACEH JAYA                              | 80   | 455  | 1 222   | 741                              | 514   | 101                            | -  | -   | 3 113           |
| BENER MERIAH                           | 499  | 3 290  | 2 896   | 7 644                            | 5 214   | 837                            | 356  | 351   | 21 087          |
| PIDIE JAYA                             | 144  | 1 088  | 1 909   | 2 831                            | 3 146   | -                              | -  | -   | 9 118           |
| KOTA BANDA ACEH                        | -  | -  | -   | 1 195                            | 1 590   | 192                            | 202  | -   | 3 179           |
| KOTA SABANG                            | -  | 38   | 106   | 98                               | 198   | -                              | -  | -   | 440             |
| KOTA LANGSA                            | -  | 799  | 525   | 1 373                            | 1 021   | 399                            | -  | -   | 4 117           |
| KOTA LHOKSEUMAWE                       | 74   | 70   | 1 009   | 730                              | 289   | 135                            | -  | -   | 2 307           |
| KOTA SUBULUSSALAM                      | 604  | 232  | 731   | 313                              | 377   | 50                             | 35   | -   | 2 342           |
| <b>JUMLAH<br/>TOTAL</b>                | <b>9 416</b>   | <b>28 983</b>  | <b>85 258</b>   | <b>85 119</b>                    | <b>73 266</b>                                 | <b>6 625</b>                   | <b>2 335</b>   | <b>2 868</b>  | <b>293 870</b>  |



TABEL  
TABLE 28.2

PENDUDUK BEURMUR 15 TAHUN KEATAS YANG BEKERJA SELAMA SEMINGGU YANG LALU DI KEGIATAN INFORMAL MENURUT KABUPATEN/KOTA DAN PENDIDIKAN TERTINGGI YANG DITAMATKAN  
ACEH POPULATION 15 YEARS OF AGE AND OVER WHO WORKED DURING THE PREVIOUS WEEK IN INFORMAL ACTIVITY BY REGENCY/MUNICIPALITY AND EDUCATIONAL ATTAINMENT  
(AGUSTUS/AUGUST 2012)

PERKOTAAN /URBAN

LAKI-LAKI+PEREMPUAN / MALE+FEMALE

| KABUPATEN/KOTA<br>REGENCY/MUNICIPALITY | TIDAK/BLM<br>PERNAH SEKOLAH<br>NOT ATTENDING<br>SCHOOL | TIDAK/BLM TAMAT SD<br>DID NOT<br>COMPLETE/NOT YET<br>COMPLETED PRIMARY<br>SCHOOL | PENDIDIKAN TERTINGGI YANG DITAMATKAN/<br>EDUCATIONAL ATTAINMENT |                                  |   |                                |  |   | JUMLAH<br>TOTAL |
|--|--|--|---|----------------------------------|---|--------------------------------|--|---|-----------------|
|  |  |  | SEKOLAH<br>DASAR<br>PRIMARY<br>SCHOOL                           | S L T P<br>JUNIOR HIGH<br>SCHOOL | SLTA<br>SENIOR HIGH SCHOOL<br>UMUM<br>GENERAL | SLTA<br>KEJURUAN<br>VOCATIONAL | DIPLOMA<br>I/II/III<br>AKADEMI<br>DIPLOMA<br>I/II/III<br>ACADEMY | DIPLOMA<br>IV/UNIVERSITAS<br>DIPLOMA<br>IV/UNIVERSITY |                 |
| (1)                                    | (2)  | (3)  | (4)   | (5)                              | (6)   | (7)                            | (8)  | (9)   | (10)            |
| SIMEULUE                               | -  | 61   | -   | 80                               | 265   | -                              | -  | -   | 406             |
| ACEH SINGKIL                           | -  | 77   | 226   | 77                               | -   | -                              | -  | -   | 380             |
| ACEH SELATAN                           | -  | -  | 112   | 344                              | 183   | -                              | 56   | -   | 695             |
| ACEH TENGGARA                          | -  | -  | 226   | 554                              | 977   | 53                             | -  | 69  | 1 879           |
| ACEH TIMUR                             | -  | 69   | 170   | 223                              | 495   | 78                             | -  | -   | 1 035           |
| ACEH TENGAH                            | -  | 114  | 837   | 834                              | 1 920   | 114                            | 259  | 145   | 4 223           |
| ACEH BARAT                             | -  | -  | 101   | 359                              | 826   | -                              | 101  | -   | 1 387           |
| ACEH BESAR                             | -  | -  | 195   | 641                              | 767   | 195                            | 154  | -   | 1 952           |
| PIDIE                                  | -  | 90   | 132   | 805                              | 701   | -                              | -  | 132   | 1 860           |
| BIREUEN                                | -  | -  | 261   | 261                              | 577   | 288                            | -  | -   | 1 387           |
| ACEH UTARA                             | -  | 134  | 136   | 1 387                            | 960   | 139                            | -  | 156   | 2 912           |
| ACEH BARAT DAYA                        | -  | -  | 77  | 143                              | 261   | -                              | 82   | -   | 563             |
| GAYO LUES                              | 51   | 62   | 163   | 262                              | 721   | -                              | -  | -   | 1 259           |
| ACEH TAMIANG                           | -  | 84   | 329   | 1 065                            | 1 050   | 529                            | -  | 430   | 3 487           |
| NAGAN RAYA                             | -  | 373  | 367   | 223                              | 332   | -                              | -  | -   | 1 295           |
| ACEH JAYA                              | -  | -  | -   | 113                              | -   | -                              | -  | -   | 113             |
| BENER MERIAH                           | 127  | 132  | 282   | 718                              | 1 232   | 64                             | 64   | 64  | 2 683           |
| PIDIE JAYA                             | -  | 40   | 31  | 143                              | 145   | -                              | -  | -   | 359             |
| KOTA BANDA ACEH                        | -  | -  | -   | 1 195                            | 1 590   | 192                            | 202  | -   | 3 179           |
| KOTA SABANG                            | -  | 38   | -   | 98                               | 162   | -                              | -  | -   | 298             |
| KOTA LANGSA                            | -  | 576  | 222   | 1 270                            | 719   | 259                            | -  | -   | 3 046           |
| KOTA LHOKSEUMAWE                       | -  | -  | 402   | 305                              | 289   | 135                            | -  | -   | 1 131           |
| KOTA SUBULUSSALAM                      | -  | 41   | 79  | 73                               | 158   | -                              | 35   | -   | 386             |
| <b>JUMLAH<br/>TOTAL</b>                | <b>178</b>   | <b>1 891</b>   | <b>4 348</b>  | <b>11 173</b>                    | <b>14 330</b>                                 | <b>2 046</b>                   | <b>953</b>   | <b>996</b>  | <b>35 915</b>   |

PENDUDUK BEURMUR 15 TAHUN KEATAS YANG BEKERJA SELAMA SEMINGGU YANG LALU DI KEGIATAN INFORMAL MENURUT KABUPATEN/KOTA DAN PENDIDIKAN TERTINGGI YANG DITAMATKAN  
 TABEL 28.3 ACEH POPULATION 15 YEARS OF AGE AND OVER WHO WORKED DURING THE PREVIOUS WEEK IN INFORMAL ACTIVITY BY REGENCY/MUNICIPALITY AND EDUCATIONAL ATTAINMENT (AGUSTUS/AUGUST 2012)

PERDESAAN / RURAL

LAKI-LAKI+PEREMPUAN / MALE+FEMALE

| KABUPATEN/KOTA<br>REGENCY/MUNICIPALITY | TIDAK/BLM<br>PERNAH SEKOLAH<br>NOT ATTENDING<br>SCHOOL | TIDAK/BLM TAMAT SD<br>DID NOT<br>COMPLETE/NOT YET<br>COMPLETED PRIMARY<br>SCHOOL | PENDIDIKAN TERTINGGI YANG DITAMATKAN/<br>EDUCATIONAL ATTAINMENT |                                  |  |                        |  |   | JUMLAH<br>TOTAL |
|--|--|--|---|----------------------------------|--|------------------------|--|---|-----------------|
|  |  |  | SEKOLAH<br>DASAR<br>PRIMARY<br>SCHOOL                           | S L T P<br>JUNIOR HIGH<br>SCHOOL | S L T A<br>SENIOR HIGH SCHOOL<br>UMUM<br>GENERAL | KEJURUAN<br>VOCATIONAL | DIPLOMA<br>I/II/III<br>AKADEMI<br>DIPLOMA<br>I/II/III<br>ACADEMY | DIPLOMA<br>IV/UNIVERSITAS<br>DIPLOMA<br>IV/UNIVERSITY |                 |
| (1)                                    | (2)  | (3)  | (4)   | (5)                              | (6)  | (7)                    | (8)  | (9)   | (10)            |
| SIMEULUE                               | 156  | 588  | 2 790   | 1 344                            | 2 400  | 90                     | -  | -   | 7 368           |
| ACEH SINGKIL                           | 601  | 1 459  | 991   | 135                              | 376  | -                      | -  | -   | 3 562           |
| ACEH SELATAN                           | 1 659  | 1 749  | 5 881   | 4 827                            | 3 039  | -                      | 409  | -   | 17 564          |
| ACEH TENGGARA                          | 174  | 780  | 4 511   | 6 109                            | 4 020  | 404                    | -  | -   | 15 998          |
| ACEH TIMUR                             | -  | 2 289  | 11 260  | 8 072                            | 6 450  | 354                    | -  | -   | 28 425          |
| ACEH TENGAH                            | 128  | 3 142  | 4 121   | 3 077                            | 5 667  | 458                    | 169  | 322   | 17 084          |
| ACEH BARAT                             | 994  | 896  | 2 329   | 1 779                            | 264  | -                      | -  | -   | 6 262           |
| ACEH BESAR                             | 590  | 1 147  | 3 596   | 3 500                            | 3 914  | 276                    | -  | 276   | 13 299          |
| PIDIE                                  | 2 125  | 2 137  | 9 828   | 13 109                           | 8 251  | 579                    | 512  | -   | 36 541          |
| BIREUEN                                | -  | -  | 6 693   | 4 122                            | 3 363  | -                      | -  | -   | 14 178          |
| ACEH UTARA                             | 241  | 2 584  | 9 489   | 8 748                            | 8 032  | 661                    | -  | 755   | 30 510          |
| ACEH BARAT DAYA                        | 119  | 119  | 971   | 119                              | 107  | 125                    | -  | -   | 1 560           |
| GAYO LUES                              | 529  | 2 058  | 2 978   | 2 839                            | 2 039  | -                      | -  | -   | 10 443          |
| ACEH TAMIANG                           | 250  | 2 400  | 5 801   | 2 800                            | 1 182  | 568                    | -  | -   | 13 001          |
| NAGAN RAYA                             | 398  | 599  | 2 289   | 2 356                            | 1 778  | -                      | -  | 232   | 7 652           |
| ACEH JAYA                              | 80   | 455  | 1 222   | 628                              | 514  | 101                    | -  | -   | 3 000           |
| BENER MERIAH                           | 372  | 3 158  | 2 614   | 6 926                            | 3 982  | 773                    | 292  | 287   | 18 404          |
| PIDIE JAYA                             | 144  | 1 048  | 1 878   | 2 688                            | 3 001  | -                      | -  | -   | 8 759           |
| KOTA BANDA ACEH                        | -  | -  | -   | -                                | -  | -                      | -  | -   | -               |
| KOTA SABANG                            | -  | -  | 106   | -                                | 36   | -                      | -  | -   | 142             |
| KOTA LANGSA                            | -  | 223  | 303   | 103                              | 302  | 140                    | -  | -   | 1 071           |
| KOTA LHOKSEUMAWE                       | 74   | 70   | 607   | 425                              | -  | -                      | -  | -   | 1 176           |
| KOTA SUBULUSSALAM                      | 604  | 191  | 652   | 240                              | 219  | 50                     | -  | -   | 1 956           |
| <b>JUMLAH<br/>TOTAL</b>                | <b>9 238</b>   | <b>27 092</b>  | <b>80 910</b>   | <b>73 946</b>                    | <b>58 936</b>                                    | <b>4 579</b>           | <b>1 382</b>   | <b>1 872</b>  | <b>257 955</b>  |

PENDUDUK BEURMUR 15 TAHUN KEATAS YANG BEKERJA SELAMA SEMINGGU YANG LALU DI KEGIATAN INFORMAL MENURUT KABUPATEN/KOTA DAN PENDIDIKAN TERTINGGI YANG DITAMATKAN  
 TABEL 28.4 ACEH POPULATION 15 YEARS OF AGE AND OVER WHO WORKED DURING THE PREVIOUS WEEK IN INFORMAL ACTIVITY BY REGENCY/MUNICIPALITY AND EDUCATIONAL ATTAINMENT (AGUSTUS/AUGUST 2012)

PERKOTAAN+PERDESAAN /URBAN+RURAL

LAKI-LAKI / MALE

| KABUPATEN/KOTA<br>REGENCY/MUNICIPALITY | TIDAK/BLM<br>PERNAH SEKOLAH<br>NOT ATTENDING<br>SCHOOL | TIDAK/BLM TAMAT SD<br>DID NOT<br>COMPLETE/NOT YET<br>COMPLETED PRIMARY<br>SCHOOL | PENDIDIKAN TERTINGGI YANG DITAMATKAN/<br>EDUCATIONAL ATTAINMENT |                                  |  |                        |  |   | JUMLAH<br>TOTAL |
|--|--|--|---|----------------------------------|--|------------------------|--|---|-----------------|
|  |  |  | SEKOLAH<br>DASAR<br>PRIMARY<br>SCHOOL                           | S L T P<br>JUNIOR HIGH<br>SCHOOL | S L T A<br>SENIOR HIGH SCHOOL<br>UMUM<br>GENERAL | KEJURUAN<br>VOCATIONAL | DIPLOMA<br>I/II/III<br>AKADEMI<br>DIPLOMA<br>I/II/III<br>ACADEMY | DIPLOMA<br>IV/UNIVERSITAS<br>DIPLOMA<br>IV/UNIVERSITY |                 |
| (1)                                    | (2)  | (3)  | (4)   | (5)                              | (6)  | (7)                    | (8)  | (9)   | (10)            |
| SIMEULUE                               | -  | 216  | 288   | -                                | 1 024  | 90                     | -  | -   | 1 618           |
| ACEH SINGKIL                           | -  | 94   | 188   | -                                | 376  | -                      | -  | -   | 658             |
| ACEH SELATAN                           | 222  | 568  | 748   | 2 665                            | 1 361  | -                      | 222  | -   | 5 786           |
| ACEH TENGGARA                          | -  | 270  | 754   | 1 861                            | 1 455  | 287                    | -  | -   | 4 627           |
| ACEH TIMUR                             | -  | 354  | 2 325   | 2 115                            | 1 944  | 354                    | -  | -   | 7 092           |
| ACEH TENGAH                            | -  | -  | 765   | 1 001                            | 2 403  | 114                    | -  | 153   | 4 436           |
| ACEH BARAT                             | 143  | -  | 227   | 677                              | 268  | -                      | -  | -   | 1 315           |
| ACEH BESAR                             | 590  | 184  | 1 435   | 1 121                            | 1 714  | 195                    | -  | -   | 5 239           |
| PIDIE                                  | -  | -  | 1 808   | 4 532                            | 3 684  | -                      | -  | -   | 10 024          |
| BIREUEN                                | -  | -  | 776   | 1 481                            | 2 365  | -                      | -  | -   | 4 622           |
| ACEH UTARA                             | -  | 134  | 765   | 3 279                            | 4 763  | 306                    | -  | 400   | 9 647           |
| ACEH BARAT DAYA                        | -  | -  | 77  | -                                | 261  | -                      | -  | -   | 338             |
| GAYO LUES                              | -  | 230  | 373   | 1 264                            | 898  | -                      | -  | -   | 2 765           |
| ACEH TAMIANG                           | -  | 568  | 2 044   | 816                              | 912  | 667                    | -  | -   | 5 007           |
| NAGAN RAYA                             | -  | -  | 71  | 1 257                            | 965  | -                      | -  | -   | 2 293           |
| ACEH JAYA                              | -  | 101  | -   | 29                               | 202  | 101                    | -  | -   | 433             |
| BENER MERIAH                           | -  | 330  | 409   | 2 047                            | 1 900  | -                      | 122  | 287   | 5 095           |
| PIDIE JAYA                             | -  | -  | 504   | 692                              | 882  | -                      | -  | -   | 2 078           |
| KOTA BANDA ACEH                        | -  | -  | -   | -                                | 358  | -                      | -  | -   | 358             |
| KOTA SABANG                            | -  | -  | -   | 44                               | -  | -                      | -  | -   | 44              |
| KOTA LANGSA                            | -  | 137  | 59  | 274                              | 441  | 68                     | -  | -   | 979             |
| KOTA LHOKEUMAWE                        | -  | -  | 91  | 355                              | -  | -                      | -  | -   | 446             |
| KOTA SUBULUSSALAM                      | -  | -  | 326   | 50                               | 100  | 50                     | -  | -   | 526             |
| <b>JUMLAH<br/>TOTAL</b>                | <b>955</b>   | <b>3 186</b>   | <b>14 033</b>   | <b>25 560</b>                    | <b>28 276</b>                                    | <b>2 232</b>           | <b>344</b>   | <b>840</b>  | <b>75 426</b>   |

PENDUDUK BERUMUR 15 TAHUN KEATAS YANG BEKERJA SELAMA SEMINGGU YANG LALU DI KEGIATAN INFORMAL MENURUT KABUPATEN/KOTA DAN PENDIDIKAN TERTINGGI YANG DITAMATKAN  
 TABEL 28.5 ACEH POPULATION 15 YEARS OF AGE AND OVER WHO WORKED DURING THE PREVIOUS WEEK IN INFORMAL ACTIVITY BY REGENCY/MUNICIPALITY AND EDUCATIONAL ATTAINMENT  
 (AGUSTUS/AUGUST 2012)

PERKOTAAN+PERDESAAN /URBAN+RURAL

PEREMPUAN / FEMALE

| KABUPATEN/KOTA<br>REGENCY/MUNICIPALITY | TIDAK/BLM<br>PERNAH SEKOLAH<br>NOT ATTENDING<br>SCHOOL | TIDAK/BLM TAMAT SD<br>DID NOT<br>COMPLETE/NOT YET<br>COMPLETED PRIMARY<br>SCHOOL | PENDIDIKAN TERTINGGI YANG DITAMATKAN/<br>EDUCATIONAL ATTAINMENT |                                  |   |                                |  |   | JUMLAH<br>TOTAL |
|--|--|--|---|----------------------------------|---|--------------------------------|--|---|-----------------|
|  |  |  | SEKOLAH<br>DASAR<br>PRIMARY<br>SCHOOL                           | S L T P<br>JUNIOR HIGH<br>SCHOOL | SLTA<br>SENIOR HIGH SCHOOL<br>UMUM<br>GENERAL | SLTA<br>KEJURUAN<br>VOCATIONAL | DIPLOMA<br>I/II/III<br>AKADEMI<br>DIPLOMA<br>I/II/III<br>ACADEMY | DIPLOMA<br>IV/UNIVERSITAS<br>DIPLOMA<br>IV/UNIVERSITY |                 |
| (1)                                    | (2)  | (3)  | (4)   | (5)                              | (6)   | (7)                            | (8)  | (9)   | (10)            |
| SIMEULUE                               | 156  | 433  | 2 502   | 1 424                            | 1 641   | -                              | -  | -   | 6 156           |
| ACEH SINGKIL                           | 601  | 1 442  | 1 029   | 212                              | -   | -                              | -  | -   | 3 284           |
| ACEH SELATAN                           | 1 437  | 1 181  | 5 245   | 2 506                            | 1 861   | -                              | 243  | -   | 12 473          |
| ACEH TENGGARA                          | 174  | 510  | 3 983   | 4 802                            | 3 542   | 170                            | -  | 69  | 13 250          |
| ACEH TIMUR                             | -  | 2 004  | 9 105   | 6 180                            | 5 001   | 78                             | -  | -   | 22 368          |
| ACEH TENGAH                            | 128  | 3 256  | 4 193   | 2 910                            | 5 184   | 458                            | 428  | 314   | 16 871          |
| ACEH BARAT                             | 851  | 896  | 2 203   | 1 461                            | 822   | -                              | 101  | -   | 6 334           |
| ACEH BESAR                             | -  | 963  | 2 356   | 3 020                            | 2 967   | 276                            | 154  | 276   | 10 012          |
| PIDIE                                  | 2 125  | 2 227  | 8 152   | 9 382                            | 5 268   | 579                            | 512  | 132   | 28 377          |
| BIREUEN                                | -  | -  | 6 178   | 2 902                            | 1 575   | 288                            | -  | -   | 10 943          |
| ACEH UTARA                             | 241  | 2 584  | 8 860   | 6 856                            | 4 229   | 494                            | -  | 511   | 23 775          |
| ACEH BARAT DAYA                        | 119  | 119  | 971   | 262                              | 107   | 125                            | 82   | -   | 1 785           |
| GAYO LUES                              | 580  | 1 890  | 2 768   | 1 837                            | 1 862   | -                              | -  | -   | 8 937           |
| ACEH TAMIANG                           | 250  | 1 916  | 4 086   | 3 049                            | 1 320   | 430                            | -  | 430   | 11 481          |
| NAGAN RAYA                             | 398  | 972  | 2 585   | 1 322                            | 1 145   | -                              | -  | 232   | 6 654           |
| ACEH JAYA                              | 80   | 354  | 1 222   | 712                              | 312   | -                              | -  | -   | 2 680           |
| BENER MERIAH                           | 499  | 2 960  | 2 487   | 5 597                            | 3 314   | 837                            | 234  | 64  | 15 992          |
| PIDIE JAYA                             | 144  | 1 088  | 1 405   | 2 139                            | 2 264   | -                              | -  | -   | 7 040           |
| KOTA BANDA ACEH                        | -  | -  | -   | 1 195                            | 1 232   | 192                            | 202  | -   | 2 821           |
| KOTA SABANG                            | -  | 38   | 106   | 54                               | 198   | -                              | -  | -   | 396             |
| KOTA LANGSA                            | -  | 662  | 466   | 1 099                            | 580   | 331                            | -  | -   | 3 138           |
| KOTA LHOKSEUMAWE                       | 74   | 70   | 918   | 375                              | 289   | 135                            | -  | -   | 1 861           |
| KOTA SUBULUSSALAM                      | 604  | 232  | 405   | 263                              | 277   | -                              | 35   | -   | 1 816           |
| <b>JUMLAH<br/>TOTAL</b>                | <b>8 461</b>   | <b>25 797</b>  | <b>71 225</b>   | <b>59 559</b>                    | <b>44 990</b>                                 | <b>4 393</b>                   | <b>1 991</b>   | <b>2 028</b>  | <b>218 444</b>  |

TABEL  
TABLE 29.1

PENDUDUK BERUMUR 15 TAHUN KEATAS YANG TERMASUK PENGANGGURAN TERBUKA MENURUT GOLONGAN UMUR DAN PENDIDIKAN TERTINGGI YANG DITAMATKAN  
ACEH POPULATION 15 YEARS OF AGE AND OVER WHO WERE CATEGORIZED UNEMPLOYMENT BY AGE GROUP AND EDUCATIONAL ATTAINMENT  
(AGUSTUS/AUGUST 2012)

PERKOTAAN+PERDESAAN /URBAN+RURAL

LAKI-LAKI+PEREMPUAN /MALE+ FEMALE

| GOLONGAN UMUR<br>AGE GROUP | TIDAK/BLM<br>PERNAH SEKOLAH<br>NOT ATTENDING<br>SCHOOL | TIDAK/BLM TAMAT SD<br>DID NOT<br>COMPLETE/NOT YET<br>COMPLETED PRIMARY<br>SCHOOL | PENDIDIKAN TERTINGGI YANG DITAMATKAN/<br>EDUCATIONAL ATTAINMENT |                                  |                               |                        |  |   | JUMLAH<br>TOTAL |
|----------------------------|--|--|---|----------------------------------|-------------------------------|------------------------|--|---|-----------------|
|                            |  |  | SEKOLAH<br>DASAR<br>PRIMARY<br>SCHOOL                           | S L T P<br>JUNIOR HIGH<br>SCHOOL | S L T A<br>SENIOR HIGH SCHOOL |                        | DIPLOMA<br>I/II/III<br>AKADEMI<br>DIPLOMA<br>I/II/III<br>ACADEMY | DIPLOMA<br>IV/UNIVERSITAS<br>DIPLOMA<br>IV/UNIVERSITY |                 |
|                            |  |  |   |                                  | UMUM<br>GENERAL               | KEJURUAN<br>VOCATIONAL |  |   |                 |
| (1)                        | (2)  | (3)  | (4)   | (5)                              | (6)                           | (7)                    | (8)  | (9)   | (10)            |
| 15 - 19                    | 258  | 2 121  | 5 150   | 11 402                           | 18 289                        | 2 836                  | -  | -   | 40 056          |
| 20 - 24                    | -  | 1 544  | 5 693   | 12 459                           | 38 133                        | 4 805                  | 2 502  | 2 540   | 67 676          |
| 25 - 29                    | -  | 786  | 2 596   | 8 028                            | 14 276                        | 2 137                  | 2 415  | 6 224   | 36 462          |
| 30 - 34                    | 303  | 511  | 5 300   | 4 005                            | 5 392                         | 714                    | 551  | 1 225   | 18 001          |
| 35 - 39                    | 57   | 445  | 2 980   | 2 140                            | 2 240                         | -                      | 160  | 117   | 8 139           |
| 40 - 44                    | -  | 245  | 301   | 1 017                            | 849                           | 476                    | -  | 359   | 3 247           |
| 45 - 49                    | -  | 247  | 404   | 73                               | 1 161                         | -                      | 122  | 330   | 2 337           |
| 50 - 54                    | -  | 1 037  | 156   | 122                              | 258                           | 101                    | -  | -   | 1 674           |
| 55 - 59                    | -  | 446  | 1 125   | 331                              | -                             | 91                     | -  | -   | 1 993           |
| 60 +                       | -  | 143  | 216   | -                                | -                             | -                      | -  | -   | 359             |
| <b>JUMLAH<br/>TOTAL</b>    | <b>618</b>   | <b>7 525</b>   | <b>23 921</b>   | <b>39 577</b>                    | <b>80 598</b>                 | <b>11 160</b>          | <b>5 750</b>   | <b>10 795</b>   | <b>179 944</b>  |

TABEL  
TABLE 29.2

PENDUDUK BERUMUR 15 TAHUN KEATAS YANG TERMASUK PENGANGGURAN TERBUKA MENURUT GOLONGAN UMUR DAN PENDIDIKAN TERTINGGI YANG DITAMATKAN  
ACEH POPULATION 15 YEARS OF AGE AND OVER WHO WERE CATEGORIZED UNEMPLOYMENT BY AGE GROUP AND EDUCATIONAL ATTAINMENT  
(AGUSTUS/AUGUST 2012)

PERKOTAAN /URBAN

LAKI-LAKI+PEREMPUAN /MALE+ FEMALE

| GOLONGAN UMUR<br>AGE GROUP | TIDAK/BLM<br>PERNAH SEKOLAH<br>NOT ATTENDING<br>SCHOOL | TIDAK/BLM TAMAT SD<br>DID NOT<br>COMPLETE/NOT YET<br>COMPLETED PRIMARY<br>SCHOOL | PENDIDIKAN TERTINGGI YANG DITAMATKAN/<br>EDUCATIONAL ATTAINMENT |                                  |                               |       |  |   | JUMLAH<br>TOTAL |
|----------------------------|--|--|---|----------------------------------|-------------------------------|-------|--|---|-----------------|
|                            |  |  | SEKOLAH<br>DASAR<br>PRIMARY<br>SCHOOL                           | S L T P<br>JUNIOR HIGH<br>SCHOOL | S L T A<br>SENIOR HIGH SCHOOL |       | DIPLOMA<br>I/II/III<br>AKADEMI<br>DIPLOMA<br>I/II/III<br>ACADEMY | DIPLOMA<br>IV/UNIVERSITAS<br>DIPLOMA<br>IV/UNIVERSITY |                 |
| (1)                        | (2)  | (3)  | (4)   | (5)                              | (6)                           | (7)   | (8)  | (9)   | (10)            |
| 15 - 19                    | -  | 402  | 770   | 957                              | 5 995                         | 1 259 | -  | -   | 9 383           |
| 20 - 24                    | -  | 158  | 778   | 1 691                            | 10 858                        | 1 778 | 1 753  | 1 500   | 18 516          |
| 25 - 29                    | -  | 564  | 864   | 817                              | 4 102                         | 879   | 928  | 2 902   | 11 056          |
| 30 - 34                    | -  | 70   | 889   | 887                              | 2 519                         | 468   | 155  | 934   | 5 922           |
| 35 - 39                    | -  | 328  | 377   | 566                              | 1 218                         | -     | 160  | -   | 2 649           |
| 40 - 44                    | -  | 97   | -   | 332                              | 450                           | 31    | -  | 235   | 1 145           |
| 45 - 49                    | -  | -  | 204   | 73                               | 549                           | -     | 122  | -   | 948             |
| 50 - 54                    | -  | 134  | -   | 122                              | 258                           | 101   | -  | -   | 615             |
| 55 - 59                    | -  | -  | 589   | 210                              | -                             | 91    | -  | -   | 890             |
| 60 +                       | -  | 143  | -   | -                                | -                             | -     | -  | -   | 143             |
| <b>JUMLAH<br/>TOTAL</b>    | -  | 1 896  | 4 471   | 5 655                            | 25 949                        | 4 607 | 3 118  | 5 571   | 51 267          |

TABEL  
TABLE 29.3

PENDUDUK BERUMUR 15 TAHUN KEATAS YANG TERMASUK PENGANGGURAN TERBUKA MENURUT GOLONGAN UMUR DAN PENDIDIKAN TERTINGGI YANG DITAMATKAN  
ACEH POPULATION 15 YEARS OF AGE AND OVER WHO WERE CATEGORIZED UNEMPLOYMENT BY AGE GROUP AND EDUCATIONAL ATTAINMENT  
(AGUSTUS/AUGUST 2012)

PERDESAAN / RURAL

LAKI-LAKI+PEREMPUAN / MALE+ FEMALE

| GOLONGAN UMUR<br>AGE GROUP | TIDAK/BLM<br>PERNAH SEKOLAH<br>NOT ATTENDING<br>SCHOOL | TIDAK/BLM TAMAT SD<br>DID NOT<br>COMPLETE/NOT YET<br>COMPLETED PRIMARY<br>SCHOOL | PENDIDIKAN TERTINGGI YANG DITAMATKAN/<br>EDUCATIONAL ATTAINMENT |                                  |                               |              |  |   | JUMLAH<br>TOTAL |
|----------------------------|--|--|---|----------------------------------|-------------------------------|--------------|--|---|-----------------|
|                            |  |  | SEKOLAH<br>DASAR<br>PRIMARY<br>SCHOOL                           | S L T P<br>JUNIOR HIGH<br>SCHOOL | S L T A<br>SENIOR HIGH SCHOOL |              | DIPLOMA<br>I/II/III<br>AKADEMI<br>DIPLOMA<br>I/II/III<br>ACADEMY | DIPLOMA<br>IV/UNIVERSITAS<br>DIPLOMA<br>IV/UNIVERSITY |                 |
| (1)                        | (2)  | (3)  | (4)   | (5)                              | (6)                           | (7)          | (8)  | (9)   | (10)            |
| 15 - 19                    | 258  | 1 719  | 4 380   | 10 445                           | 12 294                        | 1 577        | -  | -   | 30 673          |
| 20 - 24                    | -  | 1 386  | 4 915   | 10 768                           | 27 275                        | 3 027        | 749  | 1 040   | 49 160          |
| 25 - 29                    | -  | 222  | 1 732   | 7 211                            | 10 174                        | 1 258        | 1 487  | 3 322   | 25 406          |
| 30 - 34                    | 303  | 441  | 4 411   | 3 118                            | 2 873                         | 246          | 396  | 291   | 12 079          |
| 35 - 39                    | 57   | 117  | 2 603   | 1 574                            | 1 022                         | -            | -  | 117   | 5 490           |
| 40 - 44                    | -  | 148  | 301   | 685                              | 399                           | 445          | -  | 124   | 2 102           |
| 45 - 49                    | -  | 247  | 200   | -                                | 612                           | -            | -  | 330   | 1 389           |
| 50 - 54                    | -  | 903  | 156   | -                                | -                             | -            | -  | -   | 1 059           |
| 55 - 59                    | -  | 446  | 536   | 121                              | -                             | -            | -  | -   | 1 103           |
| 60 +                       | -  | -  | 216   | -                                | -                             | -            | -  | -   | 216             |
| <b>JUMLAH<br/>TOTAL</b>    | <b>618</b>   | <b>5 629</b>   | <b>19 450</b>   | <b>33 922</b>                    | <b>54 649</b>                 | <b>6 553</b> | <b>2 632</b>   | <b>5 224</b>  | <b>128 677</b>  |

TABEL  
TABLE 29.4

PENDUDUK BERUMUR 15 TAHUN KEATAS YANG TERMASUK PENGANGGURAN TERBUKA MENURUT GOLONGAN UMUR DAN PENDIDIKAN TERTINGGI YANG DITAMATKAN  
ACEH POPULATION 15 YEARS OF AGE AND OVER WHO WERE CATEGORIZED UNEMPLOYMENT BY AGE GROUP AND EDUCATIONAL ATTAINMENT  
(AGUSTUS/AUGUST 2012)

PERKOTAAN+PERDESAAN /URBAN+RURAL

LAKI-LAKI /MALE

| GOLONGAN UMUR<br>AGE GROUP | TIDAK/BLM<br>PERNAH SEKOLAH<br>NOT ATTENDING<br>SCHOOL | TIDAK/BLM TAMAT SD<br>DID NOT<br>COMPLETE/NOT YET<br>COMPLETED PRIMARY<br>SCHOOL | PENDIDIKAN TERTINGGI YANG DITAMATKAN/<br>EDUCATIONAL ATTAINMENT |                                  |                               |       |  |   | JUMLAH<br>TOTAL |
|----------------------------|--|--|---|----------------------------------|-------------------------------|-------|--|---|-----------------|
|                            |  |  | SEKOLAH<br>DASAR<br>PRIMARY<br>SCHOOL                           | S L T P<br>JUNIOR HIGH<br>SCHOOL | S L T A<br>SENIOR HIGH SCHOOL |       | DIPLOMA<br>I/II/III<br>AKADEMI<br>DIPLOMA<br>I/II/III<br>ACADEMY | DIPLOMA<br>IV/UNIVERSITAS<br>DIPLOMA<br>IV/UNIVERSITY |                 |
| (1)                        | (2)  | (3)  | (4)   | (5)                              | (6)                           | (7)   | (8)  | (9)   | (10)            |
| 15 - 19                    | 258  | 1 160  | 2 343   | 8 023                            | 9 654                         | 1 658 | -  | -   | 23 096          |
| 20 - 24                    | -  | 705  | 2 848   | 7 963                            | 19 922                        | 2 729 | 448  | 793   | 35 408          |
| 25 - 29                    | -  | 419  | 1 102   | 5 321                            | 8 132                         | 1 293 | 828  | 2 802   | 19 897          |
| 30 - 34                    | -  | -  | 2 729   | 1 187                            | 2 796                         | 291   | 155  | 344   | 7 502           |
| 35 - 39                    | -  | 299  | 1 878   | 983                              | 1 238                         | -     | 160  | -   | 4 558           |
| 40 - 44                    | -  | 68   | -   | 956                              | 560                           | 476   | -  | 167   | 2 227           |
| 45 - 49                    | -  | 247  | 249   | 32                               | 583                           | -     | 122  | 330   | 1 563           |
| 50 - 54                    | -  | 509  | 45  | 122                              | 258                           | 101   | -  | -   | 1 035           |
| 55 - 59                    | -  | -  | 587   | 46                               | -                             | -     | -  | -   | 633             |
| 60 +                       | -  | -  | -   | -                                | -                             | -     | -  | -   | -               |
| <b>JUMLAH<br/>TOTAL</b>    | 258  | 3 407  | 11 781  | 24 633                           | 43 143                        | 6 548 | 1 713  | 4 436   | 95 919          |



TABEL  
TABLE 29.5

PENDUDUK BERUMUR 15 TAHUN KEATAS YANG TERMASUK PENGANGGURAN TERBUKA MENURUT GOLONGAN UMUR DAN PENDIDIKAN TERTINGGI YANG DITAMATKAN  
ACEH POPULATION 15 YEARS OF AGE AND OVER WHO WERE CATEGORIZED UNEMPLOYMENT BY AGE GROUP AND EDUCATIONAL ATTAINMENT  
(AGUSTUS/AUGUST 2012)

PERKOTAAN+PERDESAAN /URBAN+RURAL

PEREMPUAN / FEMALE

| GOLONGAN UMUR<br>AGE GROUP | TIDAK/BLM<br>PERNAH SEKOLAH<br>NOT ATTENDING<br>SCHOOL | TIDAK/BLM TAMAT SD<br>DID NOT<br>COMPLETE/NOT YET<br>COMPLETED PRIMARY<br>SCHOOL | PENDIDIKAN TERTINGGI YANG DITAMATKAN/<br>EDUCATIONAL ATTAINMENT |                                  |                               |              |  |   | JUMLAH<br>TOTAL |
|----------------------------|--|--|---|----------------------------------|-------------------------------|--------------|--|---|-----------------|
|                            |  |  | SEKOLAH<br>DASAR<br>PRIMARY<br>SCHOOL                           | S L T P<br>JUNIOR HIGH<br>SCHOOL | S L T A<br>SENIOR HIGH SCHOOL |              | DIPLOMA<br>I/II/III<br>AKADEMI<br>DIPLOMA<br>I/II/III<br>ACADEMY | DIPLOMA<br>IV/UNIVERSITAS<br>DIPLOMA<br>IV/UNIVERSITY |                 |
| (1)                        | (2)  | (3)  | (4)   | (5)                              | (6)                           | (7)          | (8)  | (9)   | (10)            |
| 15 - 19                    | -  | 961  | 2 807   | 3 379                            | 8 635                         | 1 178        | -  | -   | 16 960          |
| 20 - 24                    | -  | 839  | 2 845   | 4 496                            | 18 211                        | 2 076        | 2 054  | 1 747   | 32 268          |
| 25 - 29                    | -  | 367  | 1 494   | 2 707                            | 6 144                         | 844          | 1 587  | 3 422   | 16 565          |
| 30 - 34                    | 303  | 511  | 2 571   | 2 818                            | 2 596                         | 423          | 396  | 881   | 10 499          |
| 35 - 39                    | 57   | 146  | 1 102   | 1 157                            | 1 002                         | -            | -  | 117   | 3 581           |
| 40 - 44                    | -  | 177  | 301   | 61                               | 289                           | -            | -  | 192   | 1 020           |
| 45 - 49                    | -  | -  | 155   | 41                               | 578                           | -            | -  | -   | 774             |
| 50 - 54                    | -  | 528  | 111   | -                                | -                             | -            | -  | -   | 639             |
| 55 - 59                    | -  | 446  | 538   | 285                              | -                             | 91           | -  | -   | 1 360           |
| 60 +                       | -  | 143  | 216   | -                                | -                             | -            | -  | -   | 359             |
| <b>JUMLAH<br/>TOTAL</b>    | <b>360</b>   | <b>4 118</b>   | <b>12 140</b>   | <b>14 944</b>                    | <b>37 455</b>                 | <b>4 612</b> | <b>4 037</b>   | <b>6 359</b>  | <b>84 025</b>   |

TABEL  
TABLE 30.1

PENDUDUK BERUMUR 15 TAHUN KEATAS YANG TERMASUK PENGANGGURAN TERBUKA MENURUT KABUPATEN/KOTA DAN PENDIDIKAN TERTINGGI YANG DITAMATKAN  
ACEH POPULATION 15 YEARS OF AGE AND OVER WHO WERE CATEGORIZED UNEMPLOYMENT BY REGENCY/MUNICIPALITY AND AND EDUCATIONAL ATTAINMENT  
(AGUSTUS/AUGUST 2012)

PERKOTAAN+PERDESAAN /URBAN+RURAL

LAKI-LAKI+PEREMPUAN /MALE+ FEMALE

| KABUPATEN/KOTA<br>REGENCY/MUNICIPALITY | TIDAK/BLM<br>PERNAH SEKOLAH<br>NOT ATTENDING<br>SCHOOL | TIDAK/BLM TAMAT SD<br>DID NOT<br>COMPLETE/NOT YET<br>COMPLETED PRIMARY<br>SCHOOL | PENDIDIKAN TERTINGGI YANG DITAMATKAN/<br>EDUCATIONAL ATTAINMENT |                                  |                 |                        |  |   |                | JUMLAH<br>TOTAL |
|--|--|--|---|----------------------------------|-----------------|------------------------|--|---|----------------|-----------------|
|  |  |  | SEKOLAH<br>DASAR<br>PRIMARY<br>SCHOOL                           | S L T P<br>JUNIOR HIGH<br>SCHOOL | S L T A         |                        | DIPLOMA<br>I/II/III<br>AKADEMI<br>DIPLOMA<br>I/II/III<br>ACADEMY | DIPLOMA<br>IV/UNIVERSITAS<br>DIPLOMA<br>IV/UNIVERSITY |                |                 |
|  |  |  |   |                                  | UMUM<br>GENERAL | KEJURUAN<br>VOCATIONAL |  |   |                |                 |
| (1)                                    | (2)  | (3)  | (4)   | (5)                              | (6)             | (7)                    | (8)  | (9)   | (10)           |                 |
| SIMEULUE                               | -  | 180  | 414   | 332                              | 1 345           | 57                     | 94   | 242   | 2 664          |                 |
| ACEH SINGKIL                           | -  | 287  | 340   | 471                              | 1 944           | 296                    | 188  | 152   | 3 678          |                 |
| ACEH SELATAN                           | 208  | 440  | 732   | 1 978                            | 2 280           | 158                    | 414  | 327   | 6 537          |                 |
| ACEH TENGGARA                          | -  | 449  | 1 492   | 2 225                            | 5 516           | 465                    | 169  | 440   | 10 756         |                 |
| ACEH TIMUR                             | -  | -  | 2 316   | 4 356                            | 4 601           | -                      | -  | -   | 11 273         |                 |
| ACEH TENGAH                            | -  | 114  | -   | -                                | 1 414           | 144                    | -  | 202   | 1 874          |                 |
| ACEH BARAT                             | -  | 249  | 952   | 677                              | 1 662           | 370                    | 396  | 299   | 4 605          |                 |
| ACEH BESAR                             | -  | 1 088  | 2 107   | 3 694                            | 9 691           | 814                    | 1 102  | 1 693   | 20 189         |                 |
| PIDIE                                  | -  | -  | 429   | 3 672                            | 7 591           | 98                     | 127  | 986   | 12 903         |                 |
| BIREUEN                                | -  | 146  | 4 052   | 4 785                            | 6 769           | 346                    | 309  | 786   | 17 193         |                 |
| ACEH UTARA                             | -  | 2 623  | 6 519   | 7 794                            | 14 537          | 1 070                  | 634  | 1 714   | 34 891         |                 |
| ACEH BARAT DAYA                        | -  | 68   | 1 022   | 784                              | 2 707           | 714                    | 356  | 337   | 5 988          |                 |
| GAYO LUES                              | -  | -  | 76  | 394                              | 437             | 146                    | 63   | 65  | 1 181          |                 |
| ACEH TAMIANG                           | -  | 1 069  | 687   | 1 918                            | 3 616           | 2 835                  | 124  | 296   | 10 545         |                 |
| NAGAN RAYA                             | 232  | 136  | 644   | 646                              | 2 776           | -                      | -  | 232   | 4 666          |                 |
| ACEH JAYA                              | -  | 78   | 208   | 657                              | 1 110           | -                      | -  | -   | 2 053          |                 |
| BENER MERIAH                           | -  | -  | -   | -                                | 621             | 135                    | -  | 114   | 870            |                 |
| PIDIE JAYA                             | -  | -  | 730   | 2 015                            | 2 136           | -                      | 78   | 279   | 5 238          |                 |
| KOTA BANDA ACEH                        | -  | -  | 204   | 323                              | 3 443           | 602                    | 525  | 1 932   | 7 029          |                 |
| KOTA SABANG                            | -  | -  | -   | 324                              | 660             | 95                     | 103  | -   | 1 182          |                 |
| KOTA LANGSA                            | -  | 188  | 292   | 869                              | 2 052           | 1 454                  | 252  | 276   | 5 383          |                 |
| KOTA LHOKSEUMAWE                       | -  | 70   | 394   | 1 234                            | 3 164           | 1 330                  | 622  | 367   | 7 181          |                 |
| KOTA SUBULUSSALAM                      | 178  | 340  | 311   | 429                              | 526             | 31                     | 194  | 56  | 2 065          |                 |
| <b>JUMLAH<br/>TOTAL</b>                | <b>618</b>   | <b>7 525</b>   | <b>23 921</b>   | <b>39 577</b>                    | <b>80 598</b>   | <b>11 160</b>          | <b>5 750</b>   | <b>10 795</b>   | <b>179 944</b> |                 |

TABEL  
TABLE 30.2

PENDUDUK BERUMUR 15 TAHUN KEATAS YANG TERMASUK PENGANGGURAN TERBUKA MENURUT KABUPATEN/KOTA DAN PENDIDIKAN TERTINGGI YANG DITAMATKAN  
ACEH POPULATION 15 YEARS OF AGE AND OVER WHO WERE CATEGORIZED UNEMPLOYMENT BY REGENCY/MUNICIPALITY AND AND EDUCATIONAL ATTAINMENT  
(AGUSTUS/AUGUST 2012)

PERKOTAAN /URBAN

LAKI-LAKI+PEREMPUAN /MALE+ FEMALE

| KABUPATEN/KOTA<br>REGENCY/MUNICIPALITY | TIDAK/BLM<br>PERNAH SEKOLAH<br>NOT ATTENDING<br>SCHOOL | TIDAK/BLM TAMAT SD<br>DID NOT<br>COMPLETE/NOT YET<br>COMPLETED PRIMARY<br>SCHOOL | PENDIDIKAN TERTINGGI YANG DITAMATKAN/<br>EDUCATIONAL ATTAINMENT |                                  |                 |                        |  |   | JUMLAH<br>TOTAL |
|--|--|--|---|----------------------------------|-----------------|------------------------|--|---|-----------------|
|  |  |  | SEKOLAH<br>DASAR<br>PRIMARY<br>SCHOOL                           | S L T P<br>JUNIOR HIGH<br>SCHOOL | S L T A         |                        | DIPLOMA<br>I/II/III<br>AKADEMI<br>DIPLOMA<br>I/II/III<br>ACADEMY | DIPLOMA<br>IV/UNIVERSITAS<br>DIPLOMA<br>IV/UNIVERSITY |                 |
|  |  |  |   |                                  | UMUM<br>GENERAL | KEJURUAN<br>VOCATIONAL |  |   |                 |
| (1)                                    | (2)  | (3)  | (4)   | (5)                              | (6)             | (7)                    | (8)  | (9)   | (10)            |
| SIMEULUE                               | -  | -  | -   | 61                               | 463             | 57                     | -  | 134   | 715             |
| ACEH SINGKIL                           | -  | -  | -   | 131                              | 581             | 108                    | -  | -   | 820             |
| ACEH SELATAN                           | -  | -  | 88  | 56                               | 408             | 158                    | -  | 105   | 815             |
| ACEH TENGGARA                          | -  | -  | 57  | 221                              | 722             | 67                     | -  | -   | 1 067           |
| ACEH TIMUR                             | -  | -  | 352   | 576                              | 987             | -                      | -  | -   | 1 915           |
| ACEH TENGAH                            | -  | 114  | -   | -                                | 601             | -                      | -  | -   | 715             |
| ACEH BARAT                             | -  | 249  | 423   | -                                | 863             | -                      | -  | 101   | 1 636           |
| ACEH BESAR                             | -  | 370  | 191   | 186                              | 3 888           | 286                    | 811  | 1 111   | 6 843           |
| PIDIE                                  | -  | -  | 429   | 310                              | 1 743           | 98                     | 127  | -   | 2 707           |
| BIREUEN                                | -  | 146  | 557   | 1 019                            | 1 617           | -                      | 309  | 437   | 4 085           |
| ACEH UTARA                             | -  | 331  | 889   | 127                              | 3 741           | -                      | 234  | 234   | 5 556           |
| ACEH BARAT DAYA                        | -  | 68   | 49  | 150                              | 193             | -                      | 102  | 337   | 899             |
| GAYO LUES                              | -  | -  | -   | 108                              | 139             | -                      | 63   | 65  | 375             |
| ACEH TAMIANG                           | -  | 268  | 687   | 554                              | 2 238           | 889                    | 124  | 296   | 5 056           |
| NAGAN RAYA                             | -  | -  | -   | 70                               | -               | -                      | -  | -   | 70              |
| ACEH JAYA                              | -  | -  | -   | 32                               | 76              | -                      | -  | -   | 108             |
| BENER MERIAH                           | -  | -  | -   | -                                | 185             | 135                    | -  | 114   | 434             |
| PIDIE JAYA                             | -  | -  | 105   | 117                              | 79              | -                      | 78   | 122   | 501             |
| KOTA BANDA ACEH                        | -  | -  | 204   | 323                              | 3 443           | 602                    | 525  | 1 932   | 7 029           |
| KOTA SABANG                            | -  | -  | -   | 267                              | 528             | 54                     | 103  | -   | 952             |
| KOTA LANGSA                            | -  | 143  | 143   | 704                              | 1 540           | 1 127                  | 122  | 160   | 3 939           |
| KOTA LHOKSEUMAWE                       | -  | -  | 148   | 564                              | 1 750           | 995                    | 450  | 367   | 4 274           |
| KOTA SUBULUSSALAM                      | -  | 207  | 149   | 79                               | 164             | 31                     | 70   | 56  | 756             |
| <b>JUMLAH<br/>TOTAL</b>                | -  | 1 896  | 4 471   | 5 655                            | 25 949          | 4 607                  | 3 118  | 5 571   | 51 267          |

TABEL  
TABLE 30.3

PENDUDUK BERUMUR 15 TAHUN KEATAS YANG TERMASUK PENGANGGURAN TERBUKA MENURUT KABUPATEN/KOTA DAN PENDIDIKAN TERTINGGI YANG DITAMATKAN  
ACEH POPULATION 15 YEARS OF AGE AND OVER WHO WERE CATEGORIZED UNEMPLOYMENT BY REGENCY/MUNICIPALITY AND AND EDUCATIONAL ATTAINMENT  
(AGUSTUS/AUGUST 2012)

PERDESAAN / RURAL

LAKI-LAKI+PEREMPUAN / MALE+ FEMALE

| KABUPATEN/KOTA<br>REGENCY/MUNICIPALITY | TIDAK/BLM<br>PERNAH SEKOLAH<br>NOT ATTENDING<br>SCHOOL | TIDAK/BLM TAMAT SD<br>DID NOT<br>COMPLETE/NOT YET<br>COMPLETED PRIMARY<br>SCHOOL | PENDIDIKAN TERTINGGI YANG DITAMATKAN/<br>EDUCATIONAL ATTAINMENT |                                  |                               |                        |  |   | JUMLAH<br>TOTAL |
|--|--|--|---|----------------------------------|-------------------------------|------------------------|--|---|-----------------|
|  |  |  | SEKOLAH<br>DASAR<br>PRIMARY<br>SCHOOL                           | S L T P<br>JUNIOR HIGH<br>SCHOOL | S L T A<br>SENIOR HIGH SCHOOL |                        | DIPLOMA<br>I/II/III<br>AKADEMI<br>DIPLOMA<br>I/II/III<br>ACADEMY | DIPLOMA<br>IV/UNIVERSITAS<br>DIPLOMA<br>IV/UNIVERSITY |                 |
|  |  |  |   |                                  | UMUM<br>GENERAL               | KEJURUAN<br>VOCATIONAL |  |   |                 |
| (1)                                    | (2)  | (3)  | (4)   | (5)                              | (6)                           | (7)                    | (8)  | (9)   | (10)            |
| SIMEULUE                               | -  | 180  | 414   | 271                              | 882                           | -                      | 94   | 108   | 1 949           |
| ACEH SINGKIL                           | -  | 287  | 340   | 340                              | 1 363                         | 188                    | 188  | 152   | 2 858           |
| ACEH SELATAN                           | 208  | 440  | 644   | 1 922                            | 1 872                         | -                      | 414  | 222   | 5 722           |
| ACEH TENGGARA                          | -  | 449  | 1 435   | 2 004                            | 4 794                         | 398                    | 169  | 440   | 9 689           |
| ACEH TIMUR                             | -  | -  | 1 964   | 3 780                            | 3 614                         | -                      | -  | -   | 9 358           |
| ACEH TENGAH                            | -  | -  | -   | -                                | 813                           | 144                    | -  | 202   | 1 159           |
| ACEH BARAT                             | -  | -  | 529   | 677                              | 799                           | 370                    | 396  | 198   | 2 969           |
| ACEH BESAR                             | -  | 718  | 1 916   | 3 508                            | 5 803                         | 528                    | 291  | 582   | 13 346          |
| PIDIE                                  | -  | -  | -   | 3 362                            | 5 848                         | -                      | -  | 986   | 10 196          |
| BIREUEN                                | -  | -  | 3 495   | 3 766                            | 5 152                         | 346                    | -  | 349   | 13 108          |
| ACEH UTARA                             | -  | 2 292  | 5 630   | 7 667                            | 10 796                        | 1 070                  | 400  | 1 480   | 29 335          |
| ACEH BARAT DAYA                        | -  | -  | 973   | 634                              | 2 514                         | 714                    | 254  | -   | 5 089           |
| GAYO LUES                              | -  | -  | 76  | 286                              | 298                           | 146                    | -  | -   | 806             |
| ACEH TAMIANG                           | -  | 801  | -   | 1 364                            | 1 378                         | 1 946                  | -  | -   | 5 489           |
| NAGAN RAYA                             | 232  | 136  | 644   | 576                              | 2 776                         | -                      | -  | 232   | 4 596           |
| ACEH JAYA                              | -  | 78   | 208   | 625                              | 1 034                         | -                      | -  | -   | 1 945           |
| BENER MERIAH                           | -  | -  | -   | -                                | 436                           | -                      | -  | -   | 436             |
| PIDIE JAYA                             | -  | -  | 625   | 1 898                            | 2 057                         | -                      | -  | 157   | 4 737           |
| KOTA BANDA ACEH                        | -  | -  | -   | -                                | -                             | -                      | -  | -   | -               |
| KOTA SABANG                            | -  | -  | -   | 57                               | 132                           | 41                     | -  | -   | 230             |
| KOTA LANGSA                            | -  | 45   | 149   | 165                              | 512                           | 327                    | 130  | 116   | 1 444           |
| KOTA LHOKSEUMAWE                       | -  | 70   | 246   | 670                              | 1 414                         | 335                    | 172  | -   | 2 907           |
| KOTA SUBULUSSALAM                      | 178  | 133  | 162   | 350                              | 362                           | -                      | 124  | -   | 1 309           |
| <b>JUMLAH<br/>TOTAL</b>                | <b>618</b>   | <b>5 629</b>   | <b>19 450</b>   | <b>33 922</b>                    | <b>54 649</b>                 | <b>6 553</b>           | <b>2 632</b>   | <b>5 224</b>  | <b>128 677</b>  |

TABEL  
TABLE 30.4

PENDUDUK BERUMUR 15 TAHUN KEATAS YANG TERMASUK PENGANGGURAN TERBUKA MENURUT KABUPATEN/KOTA DAN PENDIDIKAN TERTINGGI YANG DITAMATKAN  
ACEH POPULATION 15 YEARS OF AGE AND OVER WHO WERE CATEGORIZED UNEMPLOYMENT BY REGENCY/MUNICIPALITY AND AND EDUCATIONAL ATTAINMENT  
(AGUSTUS/AUGUST 2012)

PERKOTAAN+PERDESAAN /URBAN+RURAL

LAKI-LAKI /MALE

| KABUPATEN/KOTA<br>REGENCY/MUNICIPALITY | TIDAK/BLM<br>PERNAH SEKOLAH<br>NOT ATTENDING<br>SCHOOL | TIDAK/BLM TAMAT SD<br>DID NOT<br>COMPLETE/NOT YET<br>COMPLETED PRIMARY<br>SCHOOL | PENDIDIKAN TERTINGGI YANG DITAMATKAN/<br>EDUCATIONAL ATTAINMENT |                                  |                               |                        |  |   | JUMLAH<br>TOTAL |
|--|--|--|---|----------------------------------|-------------------------------|------------------------|--|---|-----------------|
|  |  |  | SEKOLAH<br>DASAR<br>PRIMARY<br>SCHOOL                           | S L T P<br>JUNIOR HIGH<br>SCHOOL | S L T A<br>SENIOR HIGH SCHOOL |                        | DIPLOMA<br>I/II/III<br>AKADEMI<br>DIPLOMA<br>I/II/III<br>ACADEMY | DIPLOMA<br>IV/UNIVERSITAS<br>DIPLOMA<br>IV/UNIVERSITY |                 |
|  |  |  |   |                                  | UMUM<br>GENERAL               | KEJURUAN<br>VOCATIONAL |  |   |                 |
| (1)                                    | (2)  | (3)  | (4)   | (5)                              | (6)                           | (7)                    | (8)  | (9)   | (10)            |
| SIMEULUE                               | -  | 180  | 288   | 177                              | 784                           | -                      | -  | 242   | 1 671           |
| ACEH SINGKIL                           | -  | -  | 188   | 242                              | 1 146                         | 296                    | 188  | -   | 2 060           |
| ACEH SELATAN                           | 208  | 222  | 296   | 1 346                            | 1 107                         | 88                     | -  | 222   | 3 489           |
| ACEH TENGGARA                          | -  | 163  | 163   | 1 658                            | 3 325                         | 67                     | -  | 124   | 5 500           |
| ACEH TIMUR                             | -  | -  | 708   | 2 863                            | 1 895                         | -                      | -  | -   | 5 466           |
| ACEH TENGAH                            | -  | 114  | -   | -                                | 625                           | 144                    | -  | -   | 883             |
| ACEH BARAT                             | -  | 249  | 277   | 286                              | 1 060                         | 370                    | -  | -   | 2 242           |
| ACEH BESAR                             | -  | 184  | 486   | 853                              | 5 522                         | 723                    | 195  | 585   | 8 548           |
| PIDIE                                  | -  | -  | 429   | 3 038                            | 5 064                         | 98                     | -  | 608   | 9 237           |
| BIREUEN                                | -  | -  | 2 077   | 3 073                            | 4 070                         | 346                    | 309  | 289   | 10 164          |
| ACEH UTARA                             | -  | 1 391  | 4 479   | 6 083                            | 6 928                         | 365                    | 400  | 1 130   | 20 776          |
| ACEH BARAT DAYA                        | -  | 68   | 645   | 577                              | 1 389                         | 214                    | 102  | 102   | 3 097           |
| GAYO LUES                              | -  | -  | 76  | 256                              | 291                           | -                      | -  | 65  | 688             |
| ACEH TAMIANG                           | -  | 655  | 543   | 694                              | 1 537                         | 1 733                  | 124  | -   | 5 286           |
| NAGAN RAYA                             | -  | 136  | -   | 408                              | 1 808                         | -                      | -  | -   | 2 352           |
| ACEH JAYA                              | -  | -  | 208   | 442                              | 486                           | -                      | -  | -   | 1 136           |
| BENER MERIAH                           | -  | -  | -   | -                                | 248                           | 71                     | -  | 114   | 433             |
| PIDIE JAYA                             | -  | -  | 232   | 972                              | 1 179                         | -                      | -  | 44  | 2 427           |
| KOTA BANDA ACEH                        | -  | -  | 204   | -                                | 1 676                         | 602                    | -  | 488   | 2 970           |
| KOTA SABANG                            | -  | -  | -   | 283                              | 394                           | 41                     | 53   | -   | 771             |
| KOTA LANGSA                            | -  | 45   | 149   | 578                              | 850                           | 901                    | 122  | -   | 2 645           |
| KOTA LHOKEUMAWE                        | -  | -  | 148   | 454                              | 1 498                         | 458                    | 220  | 367   | 3 145           |
| KOTA SUBULUSSALAM                      | 50   | -  | 185   | 350                              | 261                           | 31                     | -  | 56  | 933             |
| <b>JUMLAH<br/>TOTAL</b>                | <b>258</b>   | <b>3 407</b>   | <b>11 781</b>   | <b>24 633</b>                    | <b>43 143</b>                 | <b>6 548</b>           | <b>1 713</b>   | <b>4 436</b>  | <b>95 919</b>   |

TABEL  
TABLE 30.5

PENDUDUK BERUMUR 15 TAHUN KEATAS YANG TERMASUK PENGANGGURAN TERBUKA MENURUT KABUPATEN/KOTA DAN PENDIDIKAN TERTINGGI YANG DITAMATKAN  
ACEH POPULATION 15 YEARS OF AGE AND OVER WHO WERE CATEGORIZED UNEMPLOYMENT BY REGENCY/MUNICIPALITY AND AND EDUCATIONAL ATTAINMENT  
(AGUSTUS/AUGUST 2012)

PERKOTAAN+PERDESAAN /URBAN+RURAL

PEREMPUAN / FEMALE

| KABUPATEN/KOTA<br>REGENCY/MUNICIPALITY | TIDAK/BLM<br>PERNAH SEKOLAH<br>NOT ATTENDING<br>SCHOOL | TIDAK/BLM TAMAT SD<br>DID NOT<br>COMPLETE/NOT YET<br>COMPLETED PRIMARY<br>SCHOOL | PENDIDIKAN TERTINGGI YANG DITAMATKAN/<br>EDUCATIONAL ATTAINMENT |                                  |                 |                        |  |   | JUMLAH<br>TOTAL |
|--|--|--|---|----------------------------------|-----------------|------------------------|--|---|-----------------|
|  |  |  | SEKOLAH<br>DASAR<br>PRIMARY<br>SCHOOL                           | S L T P<br>JUNIOR HIGH<br>SCHOOL | S L T A         |                        | DIPLOMA<br>I/II/III<br>AKADEMI<br>DIPLOMA<br>I/II/III<br>ACADEMY | DIPLOMA<br>IV/UNIVERSITAS<br>DIPLOMA<br>IV/UNIVERSITY |                 |
|  |  |  |   |                                  | UMUM<br>GENERAL | KEJURUAN<br>VOCATIONAL |  |   |                 |
| (1)                                    | (2)  | (3)  | (4)   | (5)                              | (6)             | (7)                    | (8)  | (9)   | (10)            |
| SIMEULUE                               | -  | -  | 126   | 155                              | 561             | 57                     | 94   | -   | 993             |
| ACEH SINGKIL                           | -  | 287  | 152   | 229                              | 798             | -                      | -  | 152   | 1 618           |
| ACEH SELATAN                           | -  | 218  | 436   | 632                              | 1 173           | 70                     | 414  | 105   | 3 048           |
| ACEH TENGGARA                          | -  | 286  | 1 329   | 567                              | 2 191           | 398                    | 169  | 316   | 5 256           |
| ACEH TIMUR                             | -  | -  | 1 608   | 1 493                            | 2 706           | -                      | -  | -   | 5 807           |
| ACEH TENGAH                            | -  | -  | -   | -                                | 789             | -                      | -  | 202   | 991             |
| ACEH BARAT                             | -  | -  | 675   | 391                              | 602             | -                      | 396  | 299   | 2 363           |
| ACEH BESAR                             | -  | 904  | 1 621   | 2 841                            | 4 169           | 91                     | 907  | 1 108   | 11 641          |
| PIDIE                                  | -  | -  | -   | 634                              | 2 527           | -                      | 127  | 378   | 3 666           |
| BIREUEN                                | -  | 146  | 1 975   | 1 712                            | 2 699           | -                      | -  | 497   | 7 029           |
| ACEH UTARA                             | -  | 1 232  | 2 040   | 1 711                            | 7 609           | 705                    | 234  | 584   | 14 115          |
| ACEH BARAT DAYA                        | -  | -  | 377   | 207                              | 1 318           | 500                    | 254  | 235   | 2 891           |
| GAYO LUES                              | -  | -  | -   | 138                              | 146             | 146                    | 63   | -   | 493             |
| ACEH TAMIANG                           | -  | 414  | 144   | 1 224                            | 2 079           | 1 102                  | -  | 296   | 5 259           |
| NAGAN RAYA                             | 232  | -  | 644   | 238                              | 968             | -                      | -  | 232   | 2 314           |
| ACEH JAYA                              | -  | 78   | -   | 215                              | 624             | -                      | -  | -   | 917             |
| BENER MERIAH                           | -  | -  | -   | -                                | 373             | 64                     | -  | -   | 437             |
| PIDIE JAYA                             | -  | -  | 498   | 1 043                            | 957             | -                      | 78   | 235   | 2 811           |
| KOTA BANDA ACEH                        | -  | -  | -   | 323                              | 1 767           | -                      | 525  | 1 444   | 4 059           |
| KOTA SABANG                            | -  | -  | -   | 41                               | 266             | 54                     | 50   | -   | 411             |
| KOTA LANGSA                            | -  | 143  | 143   | 291                              | 1 202           | 553                    | 130  | 276   | 2 738           |
| KOTA LHOEKSEUMAWE                      | -  | 70   | 246   | 780                              | 1 666           | 872                    | 402  | -   | 4 036           |
| KOTA SUBULUSSALAM                      | 128  | 340  | 126   | 79                               | 265             | -                      | 194  | -   | 1 132           |
| <b>JUMLAH<br/>TOTAL</b>                | <b>360</b>   | <b>4 118</b>   | <b>12 140</b>   | <b>14 944</b>                    | <b>37 455</b>   | <b>4 612</b>           | <b>4 037</b>   | <b>6 359</b>  | <b>84 025</b>   |

# DATA

MENCERDASKAN BANGSA



**BADAN PUSAT STATISTIK  
PROVINSI ACEH**

Jl. Tgk. H.M. Daud Beureueh No.50 Banda Aceh  
Telp. (0651) 23005 Fax. (0651)33632  
Email : bps1100@bps.go.id